FINAL
FACILITY-WIDE GROUNDWATER MONITORING PROGRAM
RVAAP-66 FACILITY-WIDE GROUNDWATER
REPORT ON THE JULY 2012 SAMPLING EVENT

RAVENNA ARMY AMMUNITION PLANT
RAVENNA, OHIO

May 23, 2013

GSA Contract Number GS-10F-0293K
Delivery Order W912QR-11-F-0266

Prepared for



U.S. Army Corps of Engineers
600 Martin Luther King Jr. Place
Louisville, Kentucky 40202

Prepared by



Environmental Quality Management, Inc.
1800 Carillon Boulevard
Cincinnati, Ohio 45240

REPORT DOCUMENTATION PAGE

Form Approved
OMB No. 0704-0188

The public reporting burden for this collection of information is estimated to average 1 hour per response, including the time for reviewing instructions, searching existing data sources, gathering and maintaining the data needed, and completing and reviewing the collection of information. Send comments regarding this burden estimate or any other aspect of this collection of information, including suggestions for reducing the burden, to Department of Defense, Washington Headquarters Services, Directorate for Information Operations and Reports (0704-0188), 1215 Jefferson Davis Highway, Suite 1204, Arlington, VA 22202-4302. Respondents should be aware that notwithstanding any other provision of law, no person shall be subject to any penalty for failing to comply with a collection of information if it does not display a currently valid OMB control number.

PLEASE DO NOT RETURN YOUR FORM TO THE ABOVE ADDRESS.

1. REPORT DATE *(DD-MM-YYYY)*	2. REPORT TYPE	3. DATES COVERED *(From - To)*
23 May 2013	Final	July 2012 through May 2013

4. TITLE AND SUBTITLE

Facility-Wide Groundwater Monitoring Program
Report on the July 2012 Sampling Event
Ravenna Army Ammunition Plant
Ravenna, Ohio

5a. CONTRACT NUMBER
GS-10F-0293K

5b. GRANT NUMBER
NA

5c. PROGRAM ELEMENT NUMBER
NA

6. AUTHOR(S)
Miller, John, M. - Environmental Quality Management, Inc.

5d. PROJECT NUMBER
NA

5e. TASK NUMBER
W912QR-11-F-0266

5f. WORK UNIT NUMBER
NA

7. PERFORMING ORGANIZATION NAME(S) AND ADDRESS(ES)

Environmental Quality Management, Inc
1800 Carillon Boulevard
Cincinnati, Ohio 45240

8. PERFORMING ORGANIZATION REPORT NUMBER
NA

9. SPONSORING/MONITORING AGENCY NAME(S) AND ADDRESS(ES)

US Army Corps of Engineers
600 Dr. Martin Luther King Jr. Place
Louisville, KY 40202-2232

10. SPONSOR/MONITOR'S ACRONYM(S)
USACE

11. SPONSOR/MONITOR'S REPORT NUMBER(S)

12. DISTRIBUTION/AVAILABILITY STATEMENT
No Limitations

13. SUPPLEMENTARY NOTES
None

14. ABSTRACT

This document presents a summary of the facility-wide groundwater monitoring conducted in July 2012. Included in the report are:

- Summary of the groundwater elevations and water level measurements taken for each of the wells sampled.
- New potentiometric maps for the facility based on groundwater elevations from all 281 wells.
- Analytical summary tables presenting the analytes detected above the method detection limit for this monitoring event.
- QA/QC and data verification reports for the event.

15. SUBJECT TERMS
Facility-wide, RVAAP-66, groundwater wells, monitoring, RVAAP, July 2012

16. SECURITY CLASSIFICATION OF:			17. LIMITATION OF ABSTRACT	18. NUMBER OF PAGES	19a. NAME OF RESPONSIBLE PERSON
a. REPORT	b. ABSTRACT	c. THIS PAGE			John M. Miller
None	None	None	SAR	1467	19b. TELEPHONE NUMBER *(Include area code)* 513-825-7500

Reset

Standard Form 298 (Rev. 8/98)
Prescribed by ANSI Std. Z39.18

Ohio EPA
40 years and moving forward
John R. Kasich, Governor
Mary Taylor, Lt. Governor
Scott J. Nally, Director

July 3, 2013

RE: RAVENNA ARMY AMMUNITION PLANT, PORTAGE/TRUMBULL COUNTIES, APPROVAL, FINAL–RVAAP-66 FACILITY WIDE GROUNDWATER JULY 2012 SAMPLING EVENT, DATED MAY 23, 2013
OHIO EPA ID # 267-000859-036

Mr. Mark Patterson
Installation Manager
Ravenna Army Ammunition Plant
8451 State Route 5
Ravenna, OH 44266

CERTIFIED MAIL
7012 1010 0002 2260 4497

Dear Mr. Patterson:

The Ohio Environmental Protection Agency (Ohio EPA) has received and reviewed the "Final Facility-Wide Ground Water Monitoring Program-RVAAP-66 Facility-Wide Ground Water Report on the July 2012 Sampling Event for the Ravenna Army Ammunition Plant (RVAAP), Ravenna, Ohio." This document was received at Ohio EPA's Northeast District Office (NEDO), Division of Environmental Response and Revitalization (DERR), on May 24, 2013 and is dated May 23, 2013. The document was prepared for the U.S. Army Corps of Engineers (USACE) – Louisville District, by EQM, under Contract Number W912QR-11-F-0266.

Pursuant to the CERCLA process, the property owner usually can provide the expected land uses to assist in ensuring that the investigation addresses all receptors for both current and future land uses. Be advised that due to land use uncertainty, Ohio EPA may require additional work in the future, to address data gaps. It is incumbent upon the Army to finalize land use at Camp Ravenna as soon as possible, otherwise additional work and schedule slippage may result.

Comment 6 from Ohio EPA's Approval with Modification letter of April 22, 2013 recommended that facility-wide background values (FWBVs) and Facility Wide Clean-up Goals (FWCUGs) be included on "Results Summary Tables" to allow a quicker, easier review and comparison of these data. Because the decisions regarding FWGUGS are currently being discussed between Ohio EPA and the USACE, Ohio EPA will revisit this issue upon agreement on the FWGUGs in future submittals.

E-MAILED 07-08-2013

This document was reviewed by personnel from Ohio EPA's Division of Environmental Response and Revitalization (DERR). Ohio EPA has determined that all required text changes have been made to this document and considers it to be final and approved,

Scanned By: Date: 07-08-2013

RECEIVED 07-08-2013

providing there are no additional comments from the Army or Ohio Army National Guard. If you have any questions, please call me at (330) 963-1160.

Sincerely,

Nancy Zikmanis

Nancy Zikmanis, CHMM
Environmental Supervisor
Division of Environmental Response and Revitalization

KP:NZ/kss

cc: Ann Wood, NGB
Cullen Grasty, USACE
Katie Tait, OHARNG RTLS

ec: Eileen Mohr, Ohio EPA, NEDO, DERR
Vicki Deppisch, Ohio EPA, NEDO, DERR
Justin Burke, Ohio EPA, CO, DERR
Kevin Palombo, Ohio EPA, NEDO, DERR

CONTRACTOR'S STATEMENT OF INDEPENDENT TECHNICAL REVIEW

Environmental Quality Management, Inc. (EQM) has completed the *Final Facility-Wide Groundwater Monitoring Program Report on the July 2012 Sampling Event.* Notice is hereby given that an independent technical review has been conducted that is appropriate to the level of risk and complexity inherent in this project. During the independent technical review, compliance with established policy principles and procedures, utilizing justified and valid assumptions, was verified. This included review of data quality objectives; technical assumptions, methods, procedures, and materials used; the appropriateness of data used and level of data obtained; and reasonableness of the results, including whether the product meets the customer's needs consistent with law and existing United States Corps of Engineers policy.

Colleen Lear, LG, CPG
Senior Project Geologist

5/21/13
Date

John M. Miller, CHMM
Senior Project Manager

5/21/13
Date

FINAL
FACILITY-WIDE GROUNDWATER MONITORING PROGRAM
RVAAP-66 FACILITY-WIDE GROUNDWATER
REPORT ON THE JULY 2012 SAMPLING EVENT

RAVENNA ARMY AMMUNITION PLANT
RAVENNA, OHIO

May 23, 2013

GSA Contract Number GS-10F-0293K
Delivery Order W912QR-11-F-0266

Prepared for

U.S. Army Corps of Engineers
600 Martin Luther King Jr. Place
Louisville, Kentucky 40202

Prepared by

Environmental Quality Management, Inc.
1800 Carillon Boulevard
Cincinnati, Ohio 45240

Document Distribution for the
Final
FWGWMP July 2012 Sampling Event Report
Ravenna Army Ammunition Plant

Name/Organization	Number of Printed Copies	Number of Electronic Copies
ARNG Cleanup Program Manager, Ann Wood	0	1
ARNG Cleanup Program, Brett Merkel	1	1
OHARNG – CRJTMC-ENV Env. Scientist, Katie Tait	0	1
Ohio EPA - NEDO, Project Coordinator, Kevin Palombo	3	3
RVAAP Facility Manager, Mark Patterson	2	2
USACE Technical Manager, Mark Nichter	2	3
EQM Project Manager, John Miller	1	1

ARNG – Army National Guard
OHARNG – CRJMTC-ENV – Ohio Army National Guard Camp Ravenna Joint Military Training Center – Environmental
Ohio EPA - NEDO - Ohio Environmental Protection Agency – Northeast District Office
RVAAP – Ravenna Army Ammunition Plant
USACE – U.S. Army Corps of Engineers
EQM – Environmental Quality Management, Inc.

TABLE OF CONTENTS

VOLUME 1

Section Page

Table of Contents i
List of General Acronyms iv
List of Area of Concern Acronyms vi
Executive Summary vii

1 Introduction 1
1.1 Facility Description 1
1.2 Project Description 1
1.2.1 Historical Monitoring 1
1.2.2 Current Monitoring 5
1.3 Scope of Work for the July 2012 Sampling Event 6
1.4 Report Presentation 6

2 Project Activities 8
2.1 Well Development 8
2.2 Groundwater Level Monitoring 8
2.3 Groundwater Sampling 9
2.4 Laboratory Analysis 10
2.5 Data Verification/Validation 12
2.6 Investigation-Derived Waste 12

3 Results 16
3.1 Groundwater Elevations 16
3.2 Load Line 12 Groundwater Elevations 20
3.3 Summary of Analytical Results 23
3.3.1 Explosives and Propellants 23
3.3.2 Inorganic Elements 37
3.3.3 Volatile Organic Compounds (VOCs) 53
3.3.4 Semivolatile Organic Compounds (SVOCs) 63
3.3.5 Pesticides and Polychlorinated Biphenyls (PCBs) 84
3.3.6 Alpha, Beta, and Gamma Radionuclides 84
3.3.7 Hexavalent Chromium 85
3.4 Data Verification/Validation 99

4 Summary of Results 105

5 References 111

TABLE OF CONTENTS
(continued)

Section Page

LIST OF FIGURES

1-1 RVAAP General Location Map....2
1-2 RVAAP Facility Map....3
3-1 Load line 12 Potentiometric Map (July 2012)....22

LIST OF TABLES

2-1 Analytical Suite of Chemicals....11
2-2 QA Table for July 2012 RVAAP Sampling....14
3-1 July 2012 FWGWMP Monitoring Well Measurements....17
3-2 July 2012 Load Line 12 Monitoring Well Measurements....21
3-3 FWGWMP July 2012 Explosive and Propellant Analytical Results....27
3-4 FWGWMP July 2012 Inorganic Analytical Results....41
3-5 RVAAP Facility-Wide Background Criteria (SAIC, 2001b)....52
3-6 FWGWMP July 2012 VOC Analytical Results....54
3-7 FWGWMP July 2012 SVOC Analytical Results....65
3-8 FWGWMP July 2012 Pesticides and PCBs Analytical Results....86
3-9 FWGWMP July 2012 Alpha, Beta, Gamma Radionuclides Analytical Results....96
3-10 FWGWMP July 2012 Hexavalent Chromium Analytical Results....97
3-11 Percent of Acceptable Data....104
4-1 Inorganic Elements Detected at Levels Exceeding the MCLs or RSLs....108

APPENDICES

A Current Monitoring Well Schedule
B Water-Level Measurements/Field Log Book/Sample and Purge Records/Daily Quality Control Reports
C Hexavalent Chromium Technical Change Order
D Data Verification Reports/Laboratory Data Sheets
Sample Delivery Group RS124701/779
Sample Delivery Group: 240-13474
Sample Delivery Group: 240-13441

TABLE OF CONTENTS
(continued)

VOLUME 2
Section

D Data Verification Reports/Laboratory Data Sheets
Sample Delivery Group: 240-13468
Sample Delivery Group: 240-13518
Sample Delivery Group 240-13565
E Investigation-Derived Waste Characterization and Disposal Plan
F Load Line 12 Groundwater Flow Maps
G Reporting Limits that Currently Do Not Meet the RVAAP QAPP Project Action Requirements, MCLs, and/or RSLs
H Correspondence & Comment/Response Table

PLATES

Plate 1 Monitoring Wells at RVAAP
Plate 2 Potentiometric Surface of Unconsolidated Aquifer (July 2012)
Plate 3 Potentiometric Surface of Homewood (July 2012)
Plate 4 Potentiometric Surface of Upper Sharon (July 2012)
Plate 5 Potentiometric Surface of Sharon Conglomerate (July 2012)

LIST OF GENERAL ACRONYMS

ADR	Automatic Data Review
amsl	Above Mean Sea Level
AOC	Area of Concern
CRJMTC	Camp Ravenna Joint Military Training Center
CERCLA	Comprehensive Environmental Response Compensation and Liability Act
CLP	Contract Laboratory Program
COPC	Chemical of Potential Concern
DFFOs	Director's Final Findings and Orders
DoD	Department of Defense
EQM	Environmental Quality Management, Inc.
EPA	Environmental Protection Agency
ft	Feet
FWCUGs	Facility-Wide Cleanup Goals
FWGWMP	Facility-Wide Groundwater Monitoring Program
FWGWMPP	Facility-Wide Groundwater Monitoring Program Plan
FWSAP	Facility-Wide Sampling and Analysis Plan
GC	Gas Chromatograph
GOCO	Government-Owned, Contractor-Operated
GSA	Government Services Administration
HMX	Octahydro-1,3,5,7-tetranitro-1,3,5,7-tetrazocine
HPLC	High-Performance Liquid Chromatography
IDW	Investigation-Derived Waste
IRP	Installation Restoration Program
LCS	Laboratory Control Sample
LS	Louisville District Quality Systems Manual Supplement
MCL	Maximum Contaminant Level
MDC	Minimum Detectable Concentration
MDL	Method Detection Limit
mg/L	Milligram per Liter
µg/L	Microgram per Liter
MMRP	Military Munitions Response Program
MRL	Method Reporting Limit
MS	Mass Spectrometer
MS/MSD	Matrix Spike/Matrix Spike Duplicate
NGB	National Guard Bureau
NORM	naturally occurring radioactive material
Ntu	Nephelometric turbidity unit
OHARNG	Ohio Army National Guard
PBA	Performance Based Acquisition
pCi/L	Picocuries per liter
PCB	Polychlorinated biphenyl
QA	Quality Assurance
QAPP	Quality Assurance Project Plan
QC	Quality Control

LIST OF GENERAL ACRONYMS
(continued)

QSM	Quality Services Manual
RCRA	Resource Conservation and Recovery Act
RBC	Risk-Based Cleanup
RDX	Hexahydro-1,3,5-trinitro-1,3,5-triazine
RI	Remedial Investigation
RL	Reporting Limit
RSL	Regional Screening Level
RVAAP	Ravenna Army Ammunition Plant
SDG	Sample Delivery Group
SRC	Site-Related Contaminant
s.u.	standard units
SVOC	Semivolatile Organic Compound
TAL	Target Analyte List
TNT	2,4,6-Trinitrotoluene
TOC	Top of Casing
U.S.	United States
USACE	U.S. Army Corps of Engineers
USEPA	United States Environmental Protection Agency
USP&FO	United States Property and Fiscal Officer
UV	Ultraviolet
VOC	Volatile Organic Compound

LIST OF AREA OF CONCERN ACRONYMS

ASY	Atlas Scrap Yard
B12	Building 1200
BKG	Background
CBL	C-Block
CBP	Central Burn Pits
CP	Cobbs Pond
DA2	Demolition Area #2
EBG	Erie Burning Grounds
FBQ	Fuze and Booster Quarry
FWG	Facility-Wide Groundwater
LNW	Landfill North of Winklepeck
LL	Load Line
MBS	Mustard Burial Site
NACA	National Advisory Committee for Aeronautics
NTA	NACA Test Area
RQL	Ramsdell Quarry Landfill
SCF	Sharon Conglomerate Formation
WBG	Winklepeck Burning Grounds

EXECUTIVE SUMMARY

Past Department of Defense (DoD) activities at the Ravenna Army Ammunition Plant (RVAAP) in Ravenna, Ohio, date to 1940 and include the manufacturing, loading, handling, and storage of military explosives and ammunition. Residual contamination from these early activities at RVAAP has been identified in groundwater beneath the facility. Currently, the approximately 21,683-acre facility is primarily used for military training.

The United States (U.S.) Army Corps of Engineers (USACE) is performing Comprehensive Environmental Response Compensation and Liability Act (CERCLA) closure at the former RVAAP under the Installation Restoration Program (IRP) and the Military Munitions Response Program (MMRP). The overall goal is to remediate the RVAAP installation so all of the property can be transferred to the National Guard Bureau (NGB) and be used by the Ohio Army National Guard (OHARNG) as a military training site. Activities conducted under the IRP include monitoring of an extensive network (now 281 wells) of groundwater monitoring wells at the RVAAP facility. To date, 243 current Facility-Wide Groundwater Monitoring Program (FWGWMP) wells at the facility have been sampled and analyzed a minimum of four quarters. The remaining 38 wells (installed in 2012) are currently undergoing quarterly monitoring. Monitoring of the facility-wide groundwater is specified as a requirement of the Ohio EPA's "Director's Final Findings and Orders" (DFFOs). The DFFOs were issued to the U.S. Department of the Army on June 10, 2004.

In 2004, the U.S. Army and the Ohio Environmental Protection Agency (EPA) finalized the Facility-Wide Groundwater Monitoring Program (FWGWMP) Plan, which details the requirements of the program for the 243 existing wells. The FWGWMP was initiated in 2005 with three consecutive quarters of FWGWMP well sampling. In addition, five Resource Conservation and Recovery Act (RCRA) wells located at Ramsdell Quarry Landfill (RQLmw-007, RQLmw-008, and RQLmw-009) and Demolition Area 2 (DETmw-003 and DETmw-004) are sampled on a semiannual basis.

The current wells to be sampled and the analytes to be analyzed for each well were approved in the *Final Facility-Wide Groundwater Monitoring Program Plan RVAAP-66 Facility-Wide Groundwater Addendum* (FWGWMPP Addendum; EQM, January 2012).

The following activities were conducted by Environmental Quality Management, Inc. (EQM) during the reporting period:

- Immediately prior to the July 2012 sampling event, gauged water levels in all 243 FWGWMP and 38 newly installed RVAAP monitoring wells.
- Performed groundwater sampling of 73 wells for a semi-annual and quarterly event.
- Performed laboratory analyses and data validation for the collected samples.
- Prepared the requisite Investigation-Derived Waste (IDW) characterization and disposal report.

During the July 2012 sampling event, several analytes were detected at levels at/or above their respective Maximum Contaminant Levels (MCLs) and/or USEPA Regional Screening Levels (RSLs) from the 73 wells sampled. The summary of exceedances is as follows.

Inorganic Elements

Aluminum, arsenic, beryllium, cobalt, chromium, cyanide, iron, lead, manganese, and vanadium were reported at concentrations exceeding their respective MCLs and/or RSLs during this sampling event.

Explosive and Propellant Compounds

As shown in Table 3-3, the explosives or propellants were detected at levels above their corresponding MCLs or RSLs during the July 2012 sampling:

- 2,4,6-Trinitrotoluene in LL3mw-241 at a level of 3.5 μg/L. The RSL is 2.2.
- 2,4-Dinitrotoluene in LL2mw-059 at a level of 0.49 μg/L. The RSL is 0.2 μg/L.
- Nitrate-Nitrite – LL12mw-185 (145 mg/L J), LL12mw-187 (1310 mg/L J). The MCL for Nitrate-Nitrite is 1 mg/L. The RSL is 1.6 mg/L. Note that this elevated level of nitrate-nitrite is consistent with historical levels in LL12mw-185 and LL12mw-187.
- Nitrobenzene in RQLmw-008 at a level of 0.24 μg/L. The RSL is 0.12 μg/L.
- RDX in LL3mw-241 at a level of 1.3 μg/L J, WBGmw-006 at a level of 25 μg/L, and WBGmw-009 at a level of 6.6 μg/L J. The RSL is 0.61 μg/L.

Volatile Organic Compounds

As shown in Table 3-6, the following VOCs were detected at levels exceeding either their corresponding MCLs or RSLs during the July 2012 sampling:

- Chloroform in LL10mw-003 at a level of 0.25 μg/L. The RSL is 0.19 μg/L.
- Carbon Tetrachloride in LL10mw-003 at a level of 2.1 μg/L. The MCL for Carbon Tetrachloride is 5 μg/L. The RSL is 0.39 μg/L.

Semivolatile Organic Compounds

As shown in Table 3-7, the following SVOCs were detected at levels exceeding either their corresponding MCLs or RSLs:

- Naphthalene in FWGmw-003 at a level of 0.27 μg/L), NTAmw-119 at a level of 0.24 μg/L. There is no MCL for Naphthalene. The RSL is 0.14 μg/L.
- Bis(2-ethylhexyl)phthalate in FWGmw-005 (11 μg/L J), and LL6mw-002 (22 μg/L). The MCL for bis(2-ethylhexyl)phthalate is 6 μg/L. The RSL is 4.8 μg/L. Several wells had detections for bis(2-ethylhexyl)phthalate that were associated with method blank

contamination. While several wells (e.g., LL12mw-182) have had consistent detections of bis(2-ethylhexyl)phthalate (as described below), the majority of bis(2-ethylhexyl)phthalate have historically been associated with blank contamination.

Bis(2-ethylhexyl)phthalate is being evaluated in two adjacent wells at Load Line 12 – one polyvinyl chloride constructed well (LL12mw-182) and the other a stainless steel constructed well (LL12mw-182ss). The samples from LL12mw-182 and LL12mw-182ss were found to contain bis(2-ethylhexyl) phthalate at concentrations of 2.7 µg/L and 1.9 µg/L, respectively, which do not exceed the RSL for this analyte.

Pesticides and Polychlorinated Biphenyls (PCBs)

As shown in Table 3-8, the following pesticide and/or PCB was detected at levels exceeding either its corresponding MCL or RSL;

- beta-BHC in RQLmw-008C at a level of 0.075µg/L, LL1mw-086 at a level of 0.027 µg/L. There is no MCL for beta-BHC. The RSL is 0.022 µg/L.

Alpha, Beta, and Gamma Radionuclides

FWGmw-014 and BKGmw-005 were analyzed for alpha, beta, and gamma radionuclides. As shown in Table 3-9 the gross alpha and beta screening indicated that no results exceeded their respective Minimum Detectable Concentrations (MDCs) or MCLs. The gamma spectroscopy results indicated that no results exceeded their respective MDCs or MCLs except for Radium 226 (36 pCi/L J) and Bismuth 214 (36 pCi/L J) in FWGmw-014. .

Since the analysis of the July samples indicated potential RA-226 contamination, EQM made the determination to reanalyze the July samples in order to get a better understanding of any potential issues as described below.

A review of the data from the July 2012 sampling event identified a detection for Ra-226 similar to the April 2012 event. EQM believed the reported Ra-226 concentration was likely a false positive, due to a combination of both a misidentification by the gamma spectroscopy software and the elevated reporting limit of the analytical method applied. After discussions with the laboratory technical director, we determined that further analytical for samples FWGFWGmw-014-0094-GW (monazite well) and FWGBKGmw-005c-0068-GW (background well) was needed to definitively rule out the presence of Ra-226 and further investigate the unknown naturally occurring radioactive material (NORM). It is critical to remember that Ra-226 is predominantly an alpha particle emitter, and that the main intent of the monazite sand investigation was to monitor for thorium (isotope of concern from monazite sand).

EQM decided to analyze the July samples for total alpha radium by method 903.0 (approved drinking water method for total alpha radium) and total thorium & uranium by ICPMS, method 6020. The results of the reanalysis were as follows; the total alpha radium for both FWGBKGmw-005-0068-GW and FWGFWGmw-014-0094-GW were below the EPA drinking water limit of 5.0pCi/L at 0.149pCi/L for FWGBKGmw-005-0068-GW and at 0.26pCi/L for FWGFWGmw-014-0094-GW. The total uranium results were also reported to be below EPA

limits of 30 µg/L. Total uranium was reported for sample FWGBKGmw-005-0068-GW at 0.45 µg/L and for sample FWGFWGmw-014-0094-GW the total uranium result was 0.4 µg/L. While there is no EPA standard for thorium in drinking water, the thorium results were below the laboratory reporting limit of 2 µg/L for both samples. Thorium was detected in sample FWGBKGmw-005-0068-GW at 0.7 µg/L and not detected for FWGFWGmw-014-0094-GW.

Based on the additional analysis EQM does not believe that there is a radiation concern at well FWGmw-014. This well will, however be monitored for radionuclides for an additional 2 quarters (October 2012 and January 2013).

Hexavalent Chromium

As shown in Table 3-10 the wells with detected concentrations at or above the RSL are:

- LL3mw-244 (0.184 µg/L), LL12mw-247 (0.265 µg/L), and SCF (0.31 µg/L). Note that these three wells will be resampled for hexavalent chromium during the October 2012 monitoring event.

SECTION 1
INTRODUCTION

1.1 Facility Description

Past DoD activities at the Ravenna Army Ammunition Plant (RVAAP) date to 1940 and include the manufacturing, loading, handling, and storage of military explosives and ammunition. Until 1999, the RVAAP was identified as a 21,419-acre installation. The property boundary was resurveyed by the Ohio Army National Guard (OHARNG) over a 2-year period from 2002 and 2003, and the actual total acreage of the property was found to be 21,683.289 acres. As of February 2006, a total of 20,403 acres of the former 21,683-acre RVAAP have been transferred to the United States Property and Fiscal Officer (USP&FO) for Ohio for use by the OHARNG as a military training site. The current RVAAP consists of 1,280 acres in several distinct parcels scattered throughout the confines of the OHARNG Camp Ravenna Joint Military Training Center (CRJMTC). The RVAAP and CRJMTC are collocated on contiguous parcels of property and the CRJMTC perimeter fence completely encloses the remaining parcels of the RVAAP. The CRJMTC is in northeastern Ohio within Portage and Trumbull Counties, approximately 4.8 kilometers (3 miles) east-northeast of the city of Ravenna and approximately 1.6 kilometers (1 mile) northwest of the city of Newton Falls (Figure 1-1). The RVAAP portions of the property are solely located within Portage County. The CRJMTC (inclusive of the RVAAP) is a parcel of property approximately 17.7 kilometers (11 miles) long and 5.6 kilometers (3.5 miles) wide bounded by State Route 5, the Michael J. Kirwan Reservoir, and the CSX System Railroad on the south; Garret, McCormick, and Berry roads on the west; the Norfolk Southern Railroad on the north; and State Route 534 on the east. Figures 1-1 and 1-2 present the RVAAP Site Location Map and RVAAP Facility Map. The CRJMTC is surrounded by several communities: Windham on the north; Garrettsville 9.6 kilometers (6 miles) to the northwest; Newton Falls 1.6 kilometers (1 mile) to the southeast; Charlestown to the southwest; and Wayland 4.8 kilometers (3 miles) to the south. When the RVAAP was operational CRJMTC did not exist and the entire 21,683-acre parcel was a government-owned, contractor-operated (GOCO) industrial facility. The RVAAP Installation Restoration Program (IRP) encompasses investigation and cleanup of past activities over the entire 21,683 acres of the former RVAAP, and, therefore, references to the RVAAP in this document are considered to be inclusive of the historical extent of the RVAAP, which is inclusive of the combined acreages of the current CRJMTC and RVAAP, unless otherwise specifically stated.

1.2 Project Description

1.2.1 Historical Monitoring

In 2004, the United States (U.S.) Army and the Ohio Environmental Protection Agency (EPA) finalized the Facility-Wide Groundwater Monitoring Program (FWGWMP) Plan, which details the requirements of the program. The FWGWMP was initiated in 2005 with three consecutive quarters of FWGWMP well sampling. Quarterly sampling has continued through the current

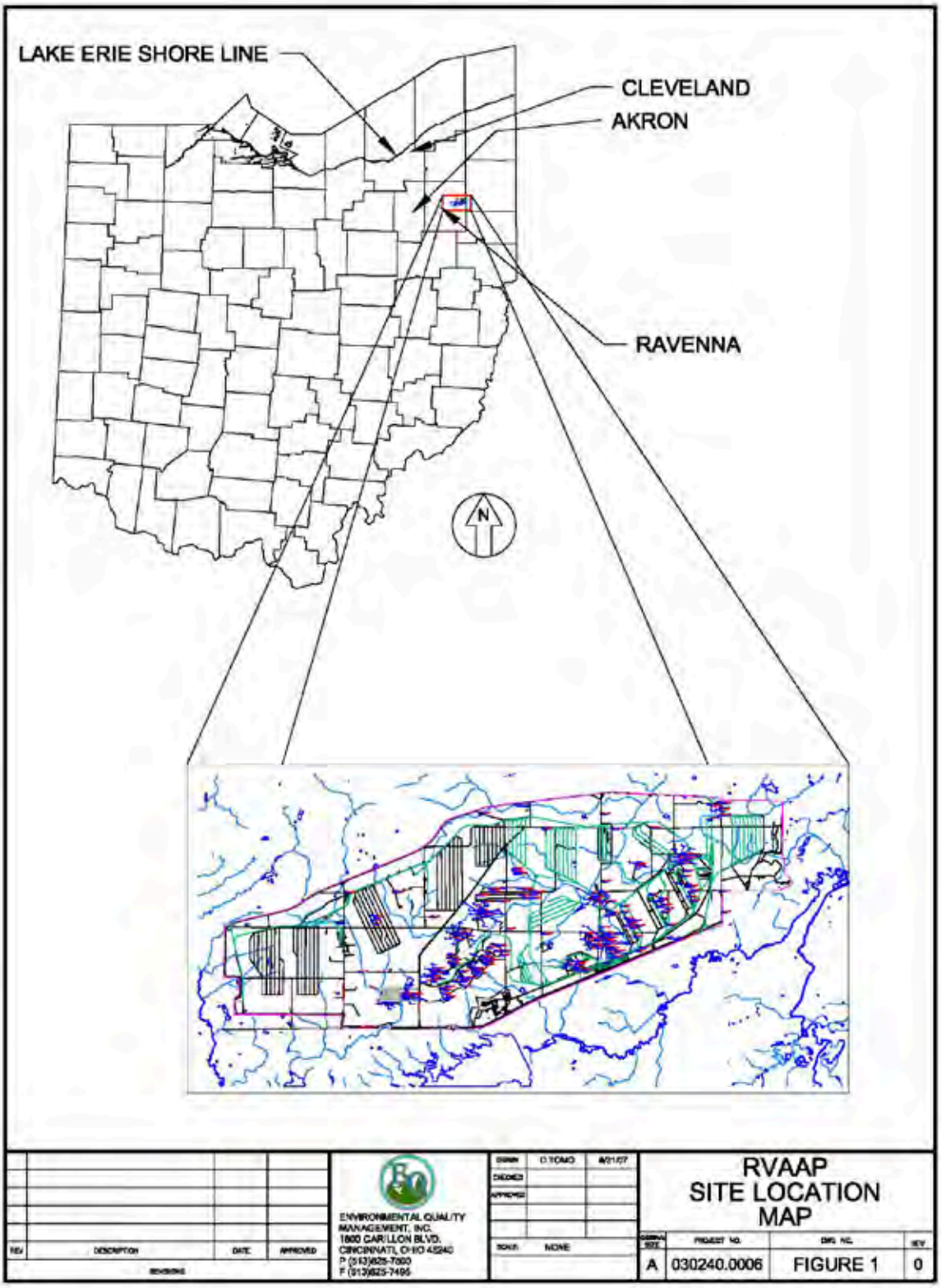

Figure 1-1. RVAAP General Location Map

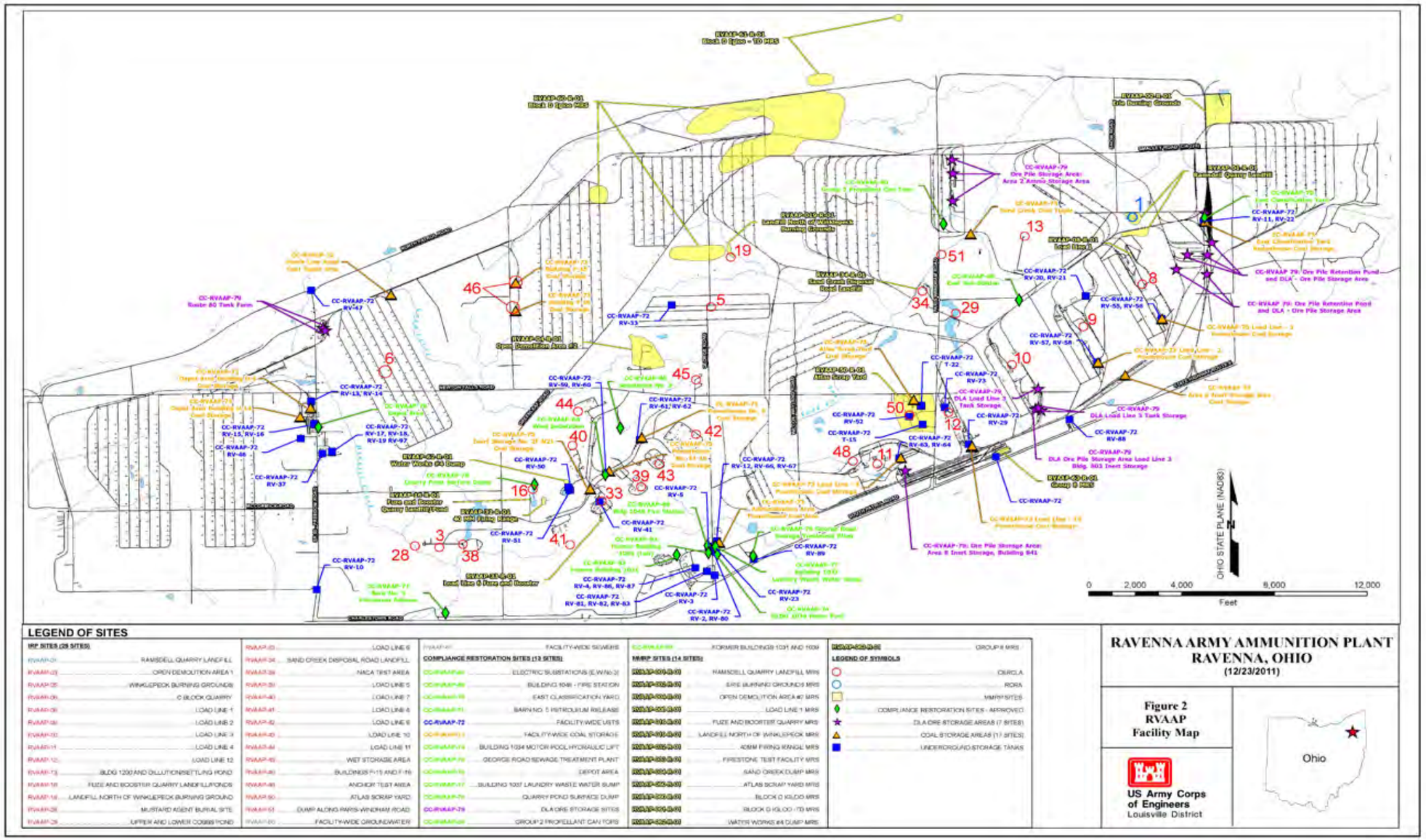

Figure 1-2. RVAAP Facility Map

monitoring event. The initial FWGWMP wells identified for monitoring were sampled once every quarter, with the exception of the five Resource Conservation and Recovery Act (RCRA) wells that include three Ramsdell Quarry Landfill (RQL) wells (RQLmw-007, -008, and -009) and two Demolition Area 2 (DA2) wells (DETmw-003 and DETmw-004). The RQL and DA2 wells are sampled twice a year.

As detailed in the original FWGWMP Plan (FWGWMPP; September 2004), the initial monitoring program consisted of the sampling of 36 wells specified in Table 4-1 of the FWGWMPP. Fourteen of these wells are "Background Wells," and the remaining wells are situated at various Areas of Concern (AOCs) at RVAAP. The first sampling event for this project was conducted in April 2005. The results of the previous FWGWMP sampling events are presented in Section 5 of this report. The final assessment monitoring event for the initial well sampling and analysis was completed in October 2007.

On October 22, 2007, the U.S. Army Corps of Engineers (USACE) submitted to the Ohio EPA the *Preliminary Draft Proposal to Update the Facility-Wide Ground Water Monitoring Program* (USACE, October 2007) at the Ravenna Army Ammunition Plant. This proposal presented recommendations for modifications to the FWGWMP, the Director's Final Findings and Orders (DFFOs), and the Conceptual Plan in Appendix E of the Findings and Orders as presented below.

Section 3.1.2.2 of the original FWGWMPP (September 2004) establishes a protocol for adding and removing wells from the FWGWMP: "*Future wells installed as part of individual AOC investigations conducted under the ongoing Comprehensive Environmental Response Compensation and Liability Act (CERCLA) process at RVAAP will be evaluated for incorporation into the FWGWMP upon completion of at least four quarterly groundwater sampling events to be conducted as part of the Remedial Investigation (RI) phase at each AOC. The frequency of the initial sampling events may be other than quarterly if agreed upon by the Army and Ohio EPA.*" Based on this protocol the USACE notified the Ohio EPA on December 12, 2007, that the wells to be sampled would be changed effective with the January 2008 monitoring event. The Ohio EPA provided concurrence with this change in an email dated January 8, 2008. The Ohio EPA was notified of an additional change on February 27, 2008, increasing the number of wells to be sampled for the April 2008 event. The Ohio EPA was notified on March 21, 2008, that the number of FWGWMP wells to be sampled in April 2008 (and the July 2008, October 2008, and January 2009 events) would be increased to 132 plus the five RCRA wells sampled semi-annually (in order to complete four quarters of sampling for each of the 132 wells).

Beginning with the April 2009 sampling event the remaining wells on the list contained in the *Draft Proposal to Update the Facility-Wide Ground Water Monitoring Program* (USACE, October 2007) were sampled.

A revised list of wells to be sampled during 2010-2011 was submitted to the Ohio EPA in early 2010. The list of wells to be sampled, as well as scheduling issues, were discussed with the Ohio EPA in a telephone conference and verified in a subsequent email on May 26, 2010.

The 2011 wells to be sampled and the analytes to be analyzed from each well were discussed with the Ohio EPA in email correspondences in July 2011. For the groundwater monitoring event it was agreed to monitor the wells and analytes presented in Table 4-2 of the *Draft 2010 Addendum to the Facility-Wide Groundwater Monitoring Program Plan RVAAP-66 Facility-Wide Groundwater* (USACE, 2010).

1.2.2 Current Monitoring

Current activities conducted under the IRP include monitoring of an extensive network (now 281 wells) of groundwater monitoring wells at the RVAAP facility. To date, 243 current Facility-Wide Groundwater Monitoring Program (FWGWMP) wells at the facility have been sampled and analyzed a minimum of four quarters. The remaining 38 wells (installed in 2012) are currently undergoing quarterly monitoring.

Details of the current program design and requirements are contained in the *Final Facility-Wide Groundwater Monitoring Program Plan RVAAP-66 Facility-Wide Groundwater Semiannual Monitoring Addendum* (Semiannual Addendum; EQM, January 2012). Additionally, this document supplements the *Final Facility-Wide Groundwater Monitoring Program Plan RVAAP-66 Facility-Wide Groundwater Addendum* (FWGWMPP Addendum; EQM, January 2012), which includes three parts that pertain to the proposed work: Part I- Environmental Investigation Services Addendum (EIS Addendum), Part II- Quality Assurance Project Plan Addendum (QAPP), and Part III- Site Safety and Health Plan (SSHP) Addendum. Additional details pertaining to performance of field and laboratory activities are contained in the *Final Facility-Wide Sampling and Analysis Plan for Environmental Investigations at the Ravenna Army Ammunition Plant, Ravenna, Ohio* (FWSAP; SAIC, 2011).

The current wells to be sampled and the analytes to be analyzed from each well were approved in the FWGWMPP Addendum. The current Monitoring Well Schedule is presented in Appendix A. This list presents the list of new wells and the existing semiannual wells to be sampled.

Note that on April 9, 2012, the USACE submitted a letter to the Ohio EPA as a request to adopt the U.S. Environmental Protection Agency's (USEPA) Regional Screening Levels (RSLs) for use in the RVAAP Facility-Wide Groundwater Monitoring Program (FWGWMP). The RSLs are intended as a replacement for the use of USEPA's former Preliminary Remediation Goals (PRGs) for evaluating RVAAP's groundwater quality. The Ohio EPA submitted a response letter on April 23, 2012, approving the request. This represents an official addendum to RVAAP's FWGWMP Plan. Note that the RSLs used in this report are the most recent available (May 2012).

RVAAP's FWGWMP will no longer use USEPA's former PRGs to evaluate groundwater at the facility. From January 2012, RVAAP's groundwater monitoring program shall use USEPA's RSLs.

1.3 Scope of Work for the July 2012 Sampling Event

The USACE, under a Government Services Administration (GSA) Performance Based Acquisition (PBA) contract, retained Environmental Quality Management, Inc. (EQM) (Contract No. GS-10F-0293K – Delivery Order W912QR-11-F-0266) to obtain a signed Record of Decision (ROD) for the facility-wide groundwater (RVAAP-66) at the former RVAAP. One objective of this project is to continue monitoring under the RVAAP Facility-Wide Groundwater Monitoring Program. The following tasks were performed during the July 2012 sampling event in accordance with specifications contained in the Semiannual Addendum, FWGWMPP Addendum, the FWSAP, and the Scope of Work written by the USACE:

- Performed groundwater sampling at the 73 wells identified in Appendix A.
- Performed laboratory analysis of the collected samples.
- Verified, validated, and reduced the laboratory analytical data produced for the event (exclusive of the quality assurance samples analyzed by RTI Laboratories).
- Prepared the Investigation-Derived Waste (IDW) Characterization and Disposal Plan for the IDW collected during monitoring activities.
- Prepared and submitted the monitoring report for the sampling event.

1.4 Report Presentation

This report presents the results of the July 2012 sampling event. The report is structured in the following way:

Volume 1

- Section 1.0 – Introduction.
- Section 2.0 – Description of Project Activities. This section describes project-specific details not contained in the FWSAP, FWGWMPP Addendum, and Semiannual Addendum. Additionally, details are provided on how the tasks described above were performed.
- Section 3.0 – Results of Investigation. The results of the sampling event are summarized, including groundwater elevation measurements, analytical results, and data verification/validation information.
- Section 4.0 – Summary of Results.
- Section 5.0 – References.

- Appendix A - Current Monitoring Well Schedule.
- Appendix B – Water-Level Measurements/Field Log Book/Sample and Purge Records/Daily Quality Control Reports.
- Appendix C – Hexavalent Chromium Technical Change Order
- Appendix D – Data Verification Reports/Laboratory Data Sheets.

Volume 2

- Appendix D – Data Verification Reports/Laboratory Data Sheets.

- Appendix E – Investigation-Derived Waste Characterization and Disposal Plan.
- Appendix F – Load Line 12 Groundwater Flow Maps
- Appendix G – Reporting Limits that Currently Do Not Meet the RVAAP QAPP Project Action Requirements, MCLs, and/or USEPA RSLs.
- Appendix H – Correspondence & Comment/Response Table
- Plates

SECTION 2
PROJECT ACTIVITIES

2.1 Well Development

Prior to quarterly monitoring, the seven remaining new monitoring wells were developed in accordance with the *Facility-Wide Sampling and Analysis Plan* (FWSAP; SAIC, 2011). Monitoring well development was accomplished using a submersible whale pump. The pump was raised and lowered throughout the screened interval during development activities to ensure the entire screened interval was thoroughly developed. Development proceeded until:

- The sediment thickness in the well was less than 1% of the screen length or <3.0 cm (0.1 ft);
- A minimum of five times the standing water volume in the well was purged; and
- Indicator parameters (pH, temperature, and specific conductance) stabilized according to procedures presented in Section 4.1.1 of the *Facility-Wide Groundwater Monitoring Program* (USACE, 2004) over three consecutive readings. Groundwater parameters were obtained using a combination meter (Horiba U-10 or equivalent) designed to measure these parameters.

If the water was not clear after 10 well volumes had been removed, but the indicator parameters were within +/- 10 percent of the stability measurements, then the well was considered properly developed. In addition, any unrecovered water used during well installation was also removed. Additional details, including the well development logs are presented in *the Facility-Wide Groundwater Monitoring Program RVAAP-66 Facility-Wide Groundwater Monitoring Well Installation Report.*

2.2 Groundwater Level Monitoring

Depth to water from the top of the inner casing was measured in all of the 243 FWGWMP and 38 newly installed wells during July 16-24, 2012. Water-level measurements were taken with a Herron Dipper-T or Enviro Inspector electronic water-level indicator. The depth to the bottom of the well from the top of the inner casing was also measured with the electronic water-level indicator. The annual inspection of all the wells was also conducted at that time (the results of the inspections will be discussed in the 2013 Annual Report).

Results of the groundwater level monitoring for all the RVAAP wells sampled during this monitoring event are presented in Section 3.1 and Appendix B. Results of the groundwater level monitoring for all the Load Line 12 wells are presented in Section 3.2. The monitoring well location map, identified as Plate 1, is included with this report. Potentiometric maps created from groundwater measurements from the RVAAP monitoring wells in July 2012 are presented

on Plates 2, 3, and 4. The potentiometric maps were generated from the July 2012 water-level measurements taken from the 275 new and existing facility wells and the six deep Sharon Conglomerate wells. These maps are updated on a yearly basis. The water levels from the individual events are not included in these plates. Additionally, the groundwater elevations from the Sharon Conglomerate wells were evaluated and determined not to be representative of either the Homewood aquifer or the upper portion of the Sharon aquifer. These wells were installed with their screened intervals positioned at the basal portion of the Sharon Conglomerate. Therefore, the groundwater elevations collected from the basal Sharon Conglomerate wells were used to determine the potentiometric contours for these deep wells as presented in Plate 4. To determine if groundwater elevations of basal Sharon Conglomerate wells (as determined from the July 2012 water-level measurements) are representative of the Sharon or Homewood aquifers, the groundwater elevation data were compared.

The groundwater elevation of water in the Homewood Aquifer (well LL10mw-003) is more than 77 feet higher than the nearest basal Sharon Conglomerate well (well SCFmw-001). This demonstrates that the Homewood Aquifer and Sharon Conglomerate are not representative of the same hydraulic unit. If they were in the same hydraulic unit, the water levels would be expected to be much the same.

There are five Sharon Conglomerate wells that are located through the basal portion of the Sharon Aquifer. The groundwater elevations of the five wells from the upper portion of the Sharon Aquifer are 0.80 to 18.57 feet higher than the five basal Sharon Conglomerate groundwater elevations at the same locations. The average elevation difference is nearly 8 feet. Again, this groundwater elevation difference indicates that the basal Sharon Conglomerate and the upper portion of the Sharon are separate hydraulic units. The potentiometric map for the basal Sharon Conglomerate wells is included as Plate 4.

2.3 Groundwater Sampling

All identified monitoring wells were sampled from July 23-26, 2012. Wells were sampled using micropurge techniques or a bailer in accordance with the specifications contained in the approved addendum. The wells were micropurged until certain groundwater parameters (i.e., temperature, specific conductivity, pH, and dissolved oxygen) had stabilized with the exception of the one well noted below, which was sampled with a bailer. The groundwater parameters were measured using a Horiba U-22/U-52 with flow cells or equivalent**.** Groundwater parameter measurements obtained during micropurging are presented in Appendix B.

A groundwater pH value of more than 9 standard units (s.u.) has been noted at LL1mw-086 for the past two quarters. The high pH in the well could be indicative of groundwater contamination; however, a full evaluation of the conditions at this well will be conducted/monitored in the future. Additionally, a groundwater pH value of less than 4 had been noted at LL12mw-182 last quarter however was around 7 s.u. EQM has reviewed the historical purge records for this well. The historical trend of 6.7 to 7.7 indicates that this reading is potentially an anomaly. EQM will monitor the pH at this well in the future.

High turbidity values [i.e., >800 or -5 nephelometric turbidity units (ntu)] were noted at fourteen of the wells (DETmw-004, FWGmw-003, FWGmw-002, FWGmw-004, FWGmw-005, FWGmw-007, FWGmw-008, FWGmw-014, LL1mw-087, LL4mw-199, LL6mw-008, LL6mw-002, LL6mw-005, and LL11mw-011). None of these wells exhibited significant elevated sediment levels (>0.5 ft) during this sampling event.

It should be noted that high turbidity readings are not necessarily an indicator of nonrepresentative (i.e., formation) groundwater as stated in the Ohio EPA Technical Guidance Manual for groundwater: ***"Turbidity**, which is the visible presence of suspended mineral and organic particles in a ground water sample, also is not an indicator of ground water chemical stabilization and does not distinguish between stagnant casing water and formation water*." EQM continued purging after the normal stabilization parameters had stabilized (turbidity is not a stabilization parameter) in an attempt to reach turbidity values that were within 10% of each other. Additionally, the groundwater samples for metals analysis were filtered as part of the FWGWMP sampling, thereby reducing the effect of suspended particles in the groundwater.

Groundwater samples were collected with bladder pump micropurge equipment with the exception of well DETmw-004. This well historically exhibits poor yield. Therefore, EQM used the bailer method for purging and sampling per the Semiannual Addendum. Equipment and sampling details are contained in Appendix B. Groundwater samples were collected in laboratory-supplied containers and stored in iced coolers for shipment in accordance with the specifications presented in the Semiannual Addendum, FWSAP, and FWGWMPP. During the July sampling, all coolers were received by the laboratory at temperatures within the prescribed tolerance limits.

Filtered metals samples were collected through the bladder pump using an inline 0.45-micron filter emptying directly into pre-preserved sample bottles containing nitric acid. All sampling procedures for the filtered metals were conducted in accordance with the FWSAP.

2.4 Laboratory Analysis

Laboratory analyses on all primary samples and associated quality control (QC) samples were performed by TestAmerica Laboratories. Table 2-1 presents the analytical methods used to analyze the groundwater samples.

The July groundwater samples were analyzed for the following parameters depending upon the well as presented in Appendix A: explosives, propellants (nitrocellulose and nitroguanidine), cyanide, volatile organic compounds (VOCs), semivolatile organic compounds (SVOCs), target analyte list (TAL) metals (filtered), pesticides, and polychlorinated biphenyls (PCBs). Depending upon the well location the following were collected: Nitrate/Nitrites at Load Line 12 and SCFmw-002, alpha/beta screen and gamma radionuclides at BKGmw-005 and FWGmw-014. Forty-four locations were analyzed for hexavalent chromium.

Table 2-1. Analytical Suite of Chemicals

Constituents	Method[1]
Polychlorinated biphenyls (PCBs)	Gas Chromatograph (GC) – Semivolatile Organics (SVOCs) (8082)
Pesticides	GC Semivolatile Organics (8081A)
Base/Neutrals and Acids (SVOCs)	GC/Mass Spectrograph (MS) Semivolatile Organics (8270C)
Volatile Organic Compounds (VOCs)	GC/MS Volatile Organics (8260B)
Nitroguanidine (Propellant)	Organic compounds by UV/HPLC (8330 modified)
Nitroaromatics & Nitramines (Explosives)	GC Semivolatile Organics Explosives (8330)
Nitrocellulose as N (Propellant)	General Chemistry (WS-WC-0050)
Nitrate/Nitrites	General Chemistry (353.2)[2]
Cyanide (Total)	General Chemistry (9012A)
Metals (Magnesium, Manga-nese, Barium, Nickel, Potassium, Silver, Sodium, Vanadium, Chromium, Calcium, Cobalt, Copper, Arsenic, Lead, Selenium)	Inductively Coupled Plasma (6010B)
Metals (Antimony, Iron, Beryllium, Thallium, Zinc, Cadmium, Aluminum)	Inductively Coupled Plasma Mass Spectrometry (6020)
Mercury	Liquid Waste Cold Vapor Technique (7470A)
Hexavalent Chromium	Method 218.6
Alpha/beta screen	Method 900.0[3]
Gamma radionuclides	Method 901.1[3]

1 = USEPA SW846
2 = EPA Methods for Chemical Analysis of Water and Waste
3 = Prescribed Test Procedures for Measurement of Radioactivity in Drinking Water, EPA-600/4-80-032, August 1980
Appendix A presents the analyte list specific to each of the semiannual sampled wells.
The new wells were sampled for the full analytical suite as detailed in Table 2-1.

During the October 2011 groundwater monitoring event Method 7196A was used for hexavalent chromium analysis. The method detection limit (MDL) for this method was 2 µg/L and the reporting limit (RL) was 20 µg/L. As noted by the Ohio EPA the RVAAP groundwater cleanup goal (CUG) is listed as 11 µg/L. Additionally, the USEPA Regional Screening Level (RSL) is 0.031 µg/L. It has been determined that the current RL is too high to meet the required clean level screening criteria.

The project action requirement for hexavalent chromium as listed in the RVAAP-66 Facility Wide Groundwater QAPP Addendum is 0.02 mg/L. In order to meet the CUG and RSL for hexavalent chromium at RVAAP, an alternate method other than EPA 7196 as listed in the QAPP Addendum was recommended. After some investigation, substitute methods for the determination of hexavalent chromium were found, EPA 7199 and EPA 218.6. Both methods

were researched to see if the RSL could be met. It was determined that hexavalent chromium by EPA 218.6 could meet the RSL requirements. After discussions with the USACE chemist K. Krantz, EQM recommended that hexavalent chromium samples for all future groundwater events be analyzed by EPA method 218.6. Appendix C presents the Technical Change Order for this analytical method change.

Quality control samples, including duplicates and matrix spike/matrix spike duplicates (MS/MSD) were collected from the following wells:

CBPmw-009 – Duplicate Sample
DA2mw-115– Duplicate Sample
FWGmw-005 – Duplicate Sample
LL12mw-245 – Duplicate Sample
RQLmw-009 – Duplicate Sample
WBGmw-018– Duplicate Sample
RQLmw-008 – MS/MSD
SCFmw-002 – MS/MSD
FWGmw-012 – MS/MSD
LL1mw-086 – MS/MSD
LL3mw-245– Duplicate Sample
BKGmw-005 – Duplicate Sample (alpha, beta, and gamma only)
FWGmw-014 –MS/MSD (alpha, and beta only)

All samples were picked up from the facility and delivered to the laboratory in iced coolers by a TestAmerica courier under proper chain-of-custody procedures (FWSAP). Hexavalent chromium samples were shipped for analysis to ALS Environmental in Rochester, New York. Laboratory analyses on all quality assurance (QA) samples (i.e., split samples) were performed by RTI Laboratories in Livonia, Michigan. Seven QA samples were collected from the same wells where the duplicate samples were collected with the exception of BKGmw-005. All QA samples were shipped in iced coolers via overnight delivery service under proper chain-of-custody procedures. Table 2-2 presents, in tabular form, all analyses and associated QA/QC for the July 2012 monitoring event. The Daily Quality Control Reports are presented in Appendix B.

Laboratory results are summarized in Section 3.3. Laboratory data sheets, including chain-of-custodies and QA/QC information, are contained in Appendix D.

2.5 Data Verification/Validation

Data from TestAmerica and ALS Environmental were verified in accordance with project specifications by EQM chemists Ms. Angye Dragotta and Mr. Eric Corbin using the Automatic Data Review (ADR) program. Data validation/verification is summarized in Section 3.4. The Data Verification/Validation Summary Reports are presented in Appendix D.

2.6 Investigation-Derived Waste

An IDW Report was prepared for the sampling and water-level measurement activities discussed in Section 3. Purge water was collected at each well location in 5-gallon buckets and transferred to 55-gallon drums located inside Building 1036. No more than 4 gallons were purged from any

well. Instruments and equipment were decontaminated after purging and sampling each monitoring well. Decontamination fluids were collected in a separate 55-gallon drum stored inside Building 1036. Pending analysis of the monitoring well samples, IDW fluids were stored in the 55-gallon drums until the IDW Report was approved by the Ohio EPA. The IDW was then disposed of in accordance with the FWSAP, FWGWMPP Addendum, and Semiannual Addendum requirements. The IDW Report is presented in Appendix E.

Table 2-2. QA Table for July 2012 Sampling Event

	Contractor Laboratory							Government Laboratory		Requested Laboratory Analysis													
Sample Locations	Primary Lab Sample ID	Date	Sample Type	Assoc. QC Dup Number	Assoc. QC Rinsate Number	Assoc. QC Trip Blank Number	MS/ MSD	QA Lab Sample ID	Assoc. QC Trip Blank Number	VOCs	SVOC1	SVOC1&2	SVOC1&3	SVOC1&2&3	SVOC4	Pesticides	PCBs	Explosives & Propellants	Cyanide	NO2/NO3	Gross Alpha, Beta, Gamma	Filtered Cr+6	Filtered Metals
B12mw-012	FWGB12mw-012C-0066-GW/GF	7/25/2012	GW		EQUIPRinse3-0156	FWGTeam1-Trip							x										x
B12mw-013	FWGB12mw-013-0067-GW/GF	7/25/2012	GW		EQUIPRinse3-0156	FWGTeam1-Trip				x					x	x	x	x	x			x	x
BKGmw-005	FWGBKGmw-005C-0068-GW/GF	7/24/2012	GW	DUP1-0139[a]	EQUIPRinse2-0155	FWGTeam3-Trip				x	x					x	x	x			x		x
BKGmw-021	FWGBKGmw-021C-0069-GW/GF	7/25/2012	GW		EQUIPRinse3-0156	FWGTeam3-Trip				x	x					x	x	x					x
CBLmw-002	FWGCBLmw-002C-0070-GW/GF	7/25/2012	GW		EQUIPRinse3-0156	FWGTeam2-Trip							x				x					x	
CBLmw-005	FWGCBLmw-005-0071-GW/GF	7/24/2012	GW		EQUIPRinse2-0155	FWGTeam2-Trip				x					x	x	x	x	x			x	x
CBPmw-002	FWGCBPmw-002C-0072-GW/GF	7/24/2012	GW		EQUIPRinse2-0155	FWGTeam1-Trip					x					x	x						x
CBPmw-009	FWGCBPmw-009-0073-GW/GF	7/24/2012	GW	DUP2-0140	EQUIPRinse2-0155	FWGTeam1-Trip		FWGCBPmw-009-0147s-GW/GF	TRIPBLANK	x					x	x	x	x	x			x	x
DA2mw-108	FWGDA2mw-108C-0074-GW/GF	7/26/2012	GW		EQUIPRinse4-0157	FWGTeam3-Trip					x						x	x				x	x
DA2mw-114	FWGDA2mw-114-0075-GW/GF	7/26/2012	GW		EQUIPRinse4-0157	FWGTeam4-Trip				x					x	x	x	x	x			x	x
DA2mw-115	FWGDA2mw-115-0076-GW/GF	7/26/2012	GW	DUP3-0141	EQUIPRinse4-0157	FWGTeam2-Trip		FWGDA2mw-115-0148s-GW/GF	TRIPBLANK	x					x	x	x	x	x			x	x
DETmw-003	FWGDETmw-003C-0077-GW/GF	7/26/2012	GW		EQUIPRinse4-0157	FWGTeam1-Trip				x					x	x	x	x	x			x	x
DETmw-004	FWGDETmw-004C-0078-GW/GF	7/25-26/12	GW		EQUIPRinse4-0157	FWGTeam2-Trip				x					x	x	x	x	x			x	x
EBGmw-125	FWGEBGmw-125C-0079-GW/GF	7/23/2012	GW		EQUIPRinse1-0154	FWGTeam4-Trip					x												x
EBGmw-131	FWGEBGmw-131-0080-GW/GF	7/23/2012	GW		EQUIPRinse1-0154	FWGTeam4-Trip				x					x	x	x	x	x			x	x
FWGmw-001	FWGFWGmw-001-0081-GW/GF	7/25/2012	GW		EQUIPRinse3-0156	FWGTeam3-Trip				x					x	x	x	x	x			x	x
FWGmw-002	FWGFWGmw-002-0082-GW/GF	7/25/2012	GW		EQUIPRinse3-0156	FWGTeam3-Trip				x					x	x	x	x	x			x	x
FWGmw-003	FWGFWGmw-003-0083-GW/GF	7/25/2012	GW		EQUIPRinse3-0156	FWGTeam2-Trip				x					x	x	x	x	x			x	x
FWGmw-004	FWGFWGmw-004-0084-GW/GF	7/25/2012	GW		EQUIPRinse3-0156	FWGTeam4-Trip				x					x	x	x	x	x			x	x
FWGmw-005	FWGFWGmw-005-0085-GW/GF	7/25/2012	GW	DUP4-0142	EQUIPRinse3-0156	FWGTeam4-Trip		FWGFWGmw-005-0149s-GW/GF	TRIPBLANK	x					x	x	x	x	x			x	x
FWGmw-006	FWGFWGmw-006-0086-GW/GF	7/24/2012	GW		EQUIPRinse2-0155	FWGTeam4-Trip				x					x	x	x	x	x			x	x
FWGmw-007	FWGFWGmw-007-0087-GW/GF	7/25/2012	GW		EQUIPRinse3-0156	FWGTeam4-Trip				x					x	x	x	x	x			x	x
FWGmw-008	FWGFWGmw-008-0088-GW/GF	7/25/2012	GW		EQUIPRinse3-0156	FWGTeam4-Trip				x					x	x	x	x	x			x	x
FWGmw-009	FWGFWGmw-009-0089-GW/GF	7/25/2012	GW		EQUIPRinse3-0156	FWGTeam4-Trip				x					x	x	x	x	x			x	x
FWGmw-010	FWGFWGmw-010-0090-GW/GF	7/23/2012	GW		EQUIPRinse1-0154	FWGTeam4-Trip				x					x	x	x	x	x			x	x
FWGmw-011	FWGFWGmw-011-0091-GW/GF	7/23/2012	GW		EQUIPRinse1-0154	FWGTeam3-Trip				x					x	x	x	x	x			x	x
FWGmw-012	FWGFWGmw-012-0092-GW/GF	7/23/2012	GW		EQUIPRinse1-0154	FWGTeam3-Trip	Y			x					x	x	x	x	x			x	x
FWGmw-013	FWGFWGmw-013-0093-GW/GF	7/25/2012	GW		EQUIPRinse3-0156	FWGTeam4-Trip				x					x	x	x	x	x			x	x
FWGmw-014	FWGFWGmw-014-0094-GW/GF	7/24/2012	GW		EQUIPRinse2-0155	FWGTeam3-Trip	Y[a]			x					x	x	x	x	x		x	x	x
FWGmw-015	FWGFWGmw-015-0095-GW/GF	7/25/2012	GW		EQUIPRinse3-0156	FWGTeam2-Trip				x					x	x	x	x	x			x	x
FWGmw-016	FWGFWGmw-016-0096-GW/GF	7/25/2012	GW		EQUIPRinse3-0156	FWGTeam2-Trip				x					x	x	x	x	x			x	x
LL10mw-003	FWGLL10mw-003C-0097-GW/GF	7/26/2012	GW		EQUIPRinse4-0157	FWGTeam2-Trip				x													x
LL11mw-007	FWGLL11mw-007C-0098-GW/GF	7/25/2012	GW		EQUIPRinse3-0156	FWGTeam1-Trip				x	x					x		x					x
LL11mw-011	FWGLL11mw-011-0099-GW/GF	7/24/2012	GW		EQUIPRinse2-0155	FWGTeam2-Trip				x					x	x	x	x	x			x	x
LL11mw-012	FWGLL11mw-012-0100-GW/GF	7/24/2012	GW		EQUIPRinse2-0155	FWGTeam2-Trip				x					x	x	x	x	x			x	x
LL12mw-182	FWGLL12mw-182C-0101-GW	7/23/2012	GW		EQUIPRinse1-0154	FWGTeam2-Trip					x												
LL12mw-182ss	FWGLL12mw-182ss-0102-GW	7/23/2012	GW		EQUIPRinse1-0154	FWGTeam2-Trip					x												
LL12mw-185	FWGLL12mw-185C-0103-GW/GF	7/24/2012	GW		EQUIPRinse2-0155	FWGTeam2-Trip															x		x[d]
LL12mw-187	FWGLL12mw-187C-0104-GW/GF	7/26/2012	GW		EQUIPRinse4-0157	FWGTeam3-Trip				x				x		x	x	x			x		x
LL12mw-242	FWGLL12mw-242C-0105-GW/GF	7/26/2012	GW		EQUIPRinse4-0157	FWGTeam1-Trip				x				x		x	x	x			x		x

Table 2-2. QA Table for July 2012 Sampling Event

	Contractor Laboratory							Government Laboratory		Requested Laboratory Analysis													
Sample Locations	Primary Lab Sample ID	Date	Sample Type	Assoc. QC Dup Number	Assoc. QC Rinsate Number	Assoc. QC Trip Blank Number	MS/ MSD	QA Lab Sample ID	Assoc. QC Trip Blank Number	VOCs	SVOC1	SVOC1&2	SVOC1&3	SVOC1&2&3	SVOC4	Pesticides	PCBs	Explosives & Propellants	Cyanide	NO2/NO3	Gross Alpha, Beta, Gamma	Filtered Cr+6	Filtered Metals
LL12mw-245	FWGLL12mw-245C-0106-GW/GF	7/24/2012	GW	DUP5-0143[b]	EQUIPRinse2-0155	FWGTeam1-Trip		FWGLL12mw-245C-0150s-GW/GF[b]	TRIPBLANK	x				x		x[b]	x[b]	x		x			x
LL12mw-246	FWGLL12mw-246C-0107-GW/GF	7/26/2012	GW		EQUIPRinse4-0157	FWGTeam4-Trip				x				x		x	x	x		x			x
LL12mw-247	FWGLL12mw-247-0108-GW/GF	7/24/2012	GW		EQUIPRinse2-0155	FWGTeam2-Trip				x					x	x	x	x	x	x		x	x
LL1mw-064	FWGLL1mw-064C-0109-GW/GF	7/23/2012	GW		EQUIPRinse1-0154	FWGTeam3-Trip				x	x					x		x					x
LL1mw-065	FWGLL1mw-065C-0110-GW/GF	7/23/2012	GW		EQUIPRinse1-0154	FWGTeam2-Trip				x	x					x		x					x
LL1mw-086	FWGLL1mw-086-0111-GW/GF	7/23/2012	GW		EQUIPRinse1-0154	FWGTeam2-Trip	Y			x					x	x	x	x	x			x	x
LL1mw-087	FWGLL1mw-087-0112-GW/GF	7/23/2012	GW		EQUIPRinse1-0154	FWGTeam2-Trip				x					x	x	x	x	x			x	x
LL2mw-059	FWGLL2mw-059C-0113-GW/GF	7/23/2012	GW		EQUIPRinse1-0154	FWGTeam1-Trip				x		x				x	x	x				x	x
LL2mw-265	FWGLL2mw-265C-0114-GW/GF	7/23/2012	GW		EQUIPRinse1-0154	FWGTeam1-Trip				x		x				x	x	x				x	x
LL3mw-241	FWGLL3mw-241C-0115-GW/GF	7/24/2012	GW		EQUIPRinse2-0155	FWGTeam1-Trip				x	x					x		x					x
LL3mw-242	FWGLL3mw-242C-0116-GW/GF	7/25/2012	GW		EQUIPRinse3-0156	FWGTeam1-Trip				x	x					x		x					x
LL3mw-244	FWGLL3mw-244-0117-GW/GF	7/23/2012	GW		EQUIPRinse1-0154	FWGTeam4-Trip				x					x	x	x	x	x			x	x
LL3mw-245	FWGLL3mw-245-0118-GW/GF	7/25/2012	GW	DUP6-0144	EQUIPRinse3-0156	FWGTeam1-Trip		FWGLL3mw-245-0151s-GW/GF	TRIPBLANK	x					x	x	x	x	x			x	x
LL4mw-199	FWGLL4mw-199C-0119-GW/GF	7/23/2012	GW		EQUIPRinse1-0154	FWGTeam3-Trip				x	x					x		x					x
LL4mw-201	FWGLL4mw-201-0120-GW/GF	7/23/2012	GW		EQUIPRinse1-0154	FWGTeam3-Trip				x					x	x	x	x	x			x	x
LL6mw-002	FWGLL6mw-002C-0121-GW/GF	7/25/2012	GW		EQUIPRinse3-0156	FWGTeam3-Trip							x										x
LL6mw-005	FWGLL6mw-005C-0122-GW/GF	7/25/2012	GW		EQUIPRinse3-0156	FWGTeam3-Trip							x										x
LL6mw-008	FWGLL6mw-008-0123-GW/GF	7/25/2012	GW		EQUIPRinse3-0156	FWGTeam3-Trip				x					x	x	x	x	x			x	x
LL6mw-009	FWGLL6mw-009-0124-GW/GF	7/25/2012	GW		EQUIPRinse3-0156	FWGTeam3-Trip				x					x	x	x	x	x			x	x
NTAmw-109	FWGNTAmw-109C-0125-GW/GF	7/25/2012	GW		EQUIPRinse3-0156	FWGTeam2-Trip				x			x				x						x
NTAmw-119	FWGNTAmw-119-0126-GW/GF	7/25/2012	GW		EQUIPRinse3-0156	FWGTeam2-Trip				x					x	x	x	x	x			x	x
RQLmw-007	FWGRQLmw-007C-0127-GW/GF	7/23/2012	GW		EQUIPRinse1-0154	FWGTeam1-Trip				x					x	x	x	x	x				x
RQLmw-008	FWGRQLmw-008C-0128-GW/GF	7/23/2012	GW		EQUIPRinse1-0154	FWGTeam1-Trip	Y			x					x	x	x	x	x				x
RQLmw-009	FWGRQLmw-009C-0129-GW/GF	7/23/2012	GW	DUP7-0145[b]	EQUIPRinse1-0154	FWGTeam1-Trip		FWGRQLmw-009C-0152s-GW/GF	TRIPBLANK	x					x	x[b]	x[b]	x	x				x
SCFmw-002	FWGSCFmw-002-0130-GW/GF	7/24/2012	GW		EQUIPRinse2-0155	FWGTeam2-Trip	Y[b]			x			x			x	x	x		x		x	x
SCFmw-004	FWGSCFmw-004-0131-GW/GF	7/23/2012	GW		EQUIPRinse1-0154	FWGTeam2-Trip				x		x				x	x	x					x
WBGmw-006	FWGWBGmw-006C-0132-GW/GF	7/24/2012	GW		EQUIPRinse2-0155	FWGTeam3-Trip				x	x							x					x
WBGmw-007	FWGWBGmw-007C-0133-GW/GF	7/24/2012	GW		EQUIPRinse2-0155	FWGTeam4-Trip				x	x							x					x
WBGmw-009	FWGWBGmw-009C-0134-GW/GF	7/24/2012	GW		EQUIPRinse2-0155	FWGTeam3-Trip				x	x							x					x
WBGmw-018	FWGWBGmw-018-0135-GW/GF	7/24/2012	GW	DUP8-0146[c]	EQUIPRinse2-0155	FWGTeam4-Trip		FWGWBGmw-018-0153s-GW/GF[c]	TRIPBLANK	x					x	x	x	x	x[c]			x	x
WBGmw-019	FWGWBGmw-019-0136-GW/GF	7/24/2012	GW		EQUIPRinse2-0155	FWGTeam4-Trip				x					x	x	x	x	x			x	x
WBGmw-020	FWGWBGmw-020-0137-GW/GF	7/24/2012	GW		EQUIPRinse2-0155	FWGTeam3-Trip				x					x	x	x	x	x			x	x
WBGmw-021	FWGWBGmw-021-0138-GW/GF	7/24/2012	GW		EQUIPRinse2-0155	FWGTeam3-Trip				x					x	x	x	x	x			x	x

SVOCs (1=Phthalates, 2=Phenols, 3=PAHs, and 4=Full RVAAP RCRA suite)
a = Alpha Beta Gamma only for QC analysis
b = No PCBs or Pesticides for QC analysis
c = No cyanide for QC analysis
d = Arsenic only for metals analysis

SECTION 3
RESULTS

3.1 Groundwater Elevations

Groundwater elevations were measured in all 281 RVAAP monitoring wells (i.e., 243 old and 38 newly installed facility-wide groundwater monitoring wells) during July 16-24, 2012. The locations of monitoring wells at RVAAP are shown on Plate 1. The water-level measurement field sheets are presented in Appendix B. Additionally, groundwater elevation measurements are also obtained each time a groundwater sample is collected as part of the FWGWMP, although the measurements from the quarterly sampling events are not used to produce the potentiometric maps.

Water-level measurements were measured in accordance with procedures in Section 4.3.3.1 of the *Facility-Wide Sampling and Analysis Plan for Environmental Investigations at the Ravenna Army Ammunition Plant, Ravenna, Ohio* (SAIC, February 2011). Water-level measurements were made from the top of the inner casing to the top of the groundwater surface using an electronic measuring tape. The depth to the bottom of the well from the top of the inner casing also was measured with the electronic measuring tape. Depth-to-water and groundwater elevations for the RVAAP wells are presented in Table 3-1.

Since completion of the last annual report (October 2011), a facility-wide groundwater Remedial Investigation (RI) was initiated and 38 new monitoring wells were installed to evaluate potential off-site migration, vertical communication between the "first water" and deeper water-bearing zones and to better define conditions on the western side of RVAAP where AOCs are not located. Prior to the facility-wide RI, AOC-specific well installation programs were designed to screen monitoring wells in the "first water." Across RVAAP the first water was found in both unconsolidated glacial material and in bedrock (i.e., Homewood and Sharon Formations). At some AOCs (e.g., Atlas Scrap Yard, Load Lines 1, 4, 5, 6, and 12, Fuse and Booster Quarry, etc.) "first water" wells were completed in both unconsolidated material and in bedrock.

The monitoring well location map, identified as Plate 1, is included with this report. Discussion of the Load Line 12 wells is presented in Section 3.2. Facility-wide groundwater potentiometric maps (Plates 2, 3, 4, and 5) were created based on all RVAAP groundwater measurements taken during the July 2012 event and are also included in this report (Plates are located at the end of the report).

Table 3-1. July 2012 FWGWMP Monitoring Well Measurements

Well	Monitoring Zone	Top of Casing (TOC) Elevation[a] (ft)	Quarterly Groundwater Elevation (ft) Jan/2012	Quarterly Groundwater Elevation (ft) Apr/2012	Quarterly Groundwater Elevation (ft) July/2012	Depth to Water below TOC (ft) July/2012	Reported Construction Depth from TOC[a] (ft)	Measured Depth from TOC (ft) July/2012	Differential - Reported Construction/ Measured Depth (ft) July/2012	Description of Bottom July/2012
B12mw-012	Sharon	1006.32	989.73	NM	987.84	18.48	24.90	24.81	0.09	hard
B12mw-013	Sharon	1004.48	NM	987.47	985.56	18.92	24.25	24.20	0.05	hard
BKGmw-005	Unconsolidated	1151.94	1142.03	NM	1137.27	14.67	21.00	20.88	0.12	medium
BKGmw-021	Unconsolidated	974.66	962.47	NM	959.32	15.34	20.60	21.46	-0.86	hard
CBLmw-002	Homewood	1175.24	1140.26	NM	1137.58	37.66	47.20	47.30	-0.10	hard
CBLmw-005	Homewood	1158.10	NM	1134.71	1133.78	24.32	32.42	32.40	0.02	hard
CBPmw-002	Unconsolidated	970.04	962.96	NM	961.32	8.72	32.20	31.68	0.52	hard
CBPmw-009	Sharon	972.48	NM	966.49	961.35	11.13	66.55	66.56	-0.01	hard
DA2mw-108	Unconsolidated	1032.36	1026.18	NM	1025.35	7.01	16.90	17.13	-0.23	hard
DA2mw-114	Sharon Shale	1031.90	NM	NM	1026.11	5.79	21.80	21.73	0.07	hard
DA2mw-115	Sharon	1038.08	NM	NM	1031.34	6.74	46.80	46.79	0.01	hard
DETmw-003	Unconsolidated	1036.81	1027.74	NM	1026.99	9.82	13.00	16.00	-3.00	hard
DETmw-004	Unconsolidated	1038.68	1029.09	NM	1027.78	10.90	12.00	13.80	-1.80	hard
EBGmw-125	Unconsolidated	949.89	948.76	NM	936.91	12.98	26.80	27.43	-0.63	medium
EBGmw-131	Sharon	950.08	NM	NM	938.39	11.69	73.10	73.04	0.06	hard
FWGmw-001	Unconsolidated	956.62	NM	947.78	946.02	10.60	20.05	20.04	0.01	hard
FWGmw-002	Unconsolidated	973.10	NM	949.95	949.10	24.00	70.05	70.05	0.00	hard
FWGmw-003	Unconsolidated	1131.96	NM	1126.92	1124.98	6.98	21.10	21.08	0.02	medium
FWGmw-004	Unconsolidated	1037.15	NM	1022.56	1020.74	16.41	22.60	22.58	0.02	medium
FWGmw-005	Homewood	1170.10	NM	1149.00	1147.75	22.35	31.90	31.80	0.10	medium
FWGmw-006	Unconsolidated	1184.33	NM	1179.95	1174.08	10.25	19.25	19.21	0.04	medium
FWGmw-007	Unconsolidated	1075.41	NM	1052.09	1051.22	24.19	32.35	32.32	0.03	hard
FWGmw-008	Unconsolidated	1111.61	NM	1105.51	1102.64	8.97	22.10	22.09	0.01	soft
FWGmw-009	Unconsolidated	1102.14	NM	1100.29	1099.05	3.09	20.40	20.38	0.02	medium
FWGmw-010	Unconsolidated	962.15	NM	952.03	949.96	12.19	19.10	19.09	0.01	hard
FWGmw-011	Unconsolidated	941.61	NM	939.42	937.13	4.48	17.80	17.79	0.01	hard
FWGmw-012	Sharon Shale	941.39	NM	940.69	938.46	2.93	42.45	42.45	0.00	hard
FWGmw-013	Sharon	1059.51	NM	1041.55	1037.76	21.75	36.70	36.69	0.01	hard
FWGmw-014	Unconsolidated	1137.57	NM	1133.69	1131.39	6.18	21.15	21.11	0.04	medium
FWGmw-015	Unconsolidated	1014.51	NM	1008.02	1005.77	8.74	26.35	26.31	0.04	medium
FWGmw-016	Sharon	1014.39	NM	997.61	996.09	18.30	67.50	67.47	0.03	soft
LL1mw-064	Unconsolidated	935.10	935.10	NM	931.78	3.32	21.10	21.05	0.05	hard
LL1mw-065	Unconsolidated	944.41	934.92	NM	930.39	14.02	23.40	23.09	0.31	hard
LL1mw-086	Unconsolidated	940.63	NM	933.14	930.71	9.92	77.38	77.15	0.23	hard

Table 3-1. July 2012 FWGWMP Monitoring Well Measurements

Well	Monitoring Zone	Top of Casing (TOC) Elevation[a] (ft)	Quarterly Groundwater Elevation (ft) Jan/2012	Quarterly Groundwater Elevation (ft) Apr/2012	Quarterly Groundwater Elevation (ft) July/2012	Depth to Water below TOC (ft) July/2012	Reported Construction Depth from TOC[a] (ft)	Measured Depth from TOC (ft) July/2012	Differential - Reported Construction/ Measured Depth (ft) July/2012	Description of Bottom July/2012
LL1mw-087	Unconsolidated	944.32	NM	938.89	932.95	11.37	18.55	18.55	0.00	medium
LL2mw-059	Sharon	966.67	954.27	NM	953.04	13.63	21.80	21.78	0.02	hard
LL2mw-265	Sharon	961.24	952.46	NM	950.93	10.31	23.80	24.45	-0.65	hard
LL3mw-241	Sharon	994.65	987.54	NM	978.87	15.78	25.10	25.53	-0.43	hard
LL3mw-242	Sharon	999.32	986.10	NM	981.38	17.94	21.90	22.54	-0.64	hard
LL3mw-244	Sharon	988.78	NM	976.19	974.24	14.54	47.25	47.10	0.15	hard
LL3mw-245	Sharon	981.24	NM	969.68	967.73	13.51	48.90	48.80	0.10	hard
LL4mw-199	Unconsolidated	977.28	971.10	NM	969.33	7.95	22.60	23.14	-0.54	hard
LL4mw-201	Sharon	978.02	NM	969.14	968.25	9.77	70.15	70.72	-0.57	hard
LL6mw-002	Unconsolidated	1129.36	1116.41	NM	1106.98	22.38	22.50	24.43	-1.93	hard
LL6mw-005	Homewood	1120.47	1109.99	NM	1107.24	13.23	22.50	22.03	0.47	soft
LL6mw-008	Unconsolidated	1124.15	NM	1109.38	1107.39	16.76	20.20	20.20	0.00	medium
LL6mw-009	Homewood	1123.75	NM	1109.39	1107.43	16.32	41.40	41.34	0.06	soft
LL10mw-003	Homewood	1130.28	1112.90	NM	1108.66	21.62	28.90	28.59	0.31	hard
LL11mw-007	Unconsolidated	1082.00	1068.87	NM	1065.80	16.20	25.20	25.40	-0.20	hard
LL11mw-011	Unconsolidated	1080.20	NM	1072.10	1070.90	9.30	20.45	20.44	0.01	medium
LL11mw-012	Sharon Shale	1080.36	NM	1060.72	1058.98	21.38	119.45	119.45	0.00	hard
LL12mw-182	Unconsolidated	984.42	976.13	975.90	973.01	11.41	37.70	38.02	-0.32	hard
LL12mw-182ss	Unconsolidated	985.02	NM	976.46	973.65	11.37	38.50	38.50	0.00	hard
LL12mw-185	Unconsolidated	981.31	974.46	974.99	972.92	8.39	23.20	23.30	-0.10	hard
LL12mw-187	Unconsolidated	979.94	972.25	971.89	968.89	11.05	29.40	29.95	-0.55	hard
LL12mw-242	Unconsolidated	981.20	975.05	973.30	970.46	10.74	28.30	28.80	-0.50	soft
LL12mw-245	Unconsolidated	980.04	972.60	973.06	971.68	8.36	30.50	30.44	0.06	medium
LL12mw-246	Unconsolidated	984.83	970.29	970.32	967.86	16.97	34.30	35.05	-0.75	hard
LL12mw-247	Unconsolidated	984.25	NM	978.87	977.46	6.79	22.60	22.58	0.02	hard
NTAmw-109	Unconsolidated	1079.84	1069.45	NM	1067.31	12.53	20.90	20.38	0.52	soft
NTAmw-119	Unconsolidated	1080.07	NM	1068.32	1067.17	12.90	104.60	104.68	-0.08	hard
RQLmw-007	Sharon	965.91	961.59	NM	959.67	6.24	18.20	18.60	-0.40	hard
RQLmw-008	Sharon	966.08	961.58	NM	959.70	6.38	18.50	18.68	-0.18	hard
RQLmw-009	Sharon	964.58	960.89	NM	959.56	5.02	18.40	18.85	-0.45	hard
SCFmw-002	Sharon Conglom.	984.56	966.96	NM	966.28	18.28	149.65	150.30	-0.65	medium
SCFmw-004	Sharon Conglom.	944.17	944.42	NM	943.72	0.45	112.47	112.50	-0.03	medium

Table 3-1. July 2012 FWGWMP Monitoring Well Measurements

Well	Monitoring Zone	Top of Casing (TOC) Elevation[a] (ft)	Quarterly Groundwater Elevation (ft) Jan/2012	Quarterly Groundwater Elevation (ft) Apr/2012	Quarterly Groundwater Elevation (ft) July/2012	Depth to Water below TOC (ft) July/2012	Reported Construction Depth from TOC[a] (ft)	Measured Depth from TOC (ft) July/2012	Differential - Reported Construction/ Measured Depth (ft) July/2012	Description of Bottom July/2012
WBGmw-006	Unconsolidated	1014.66	1009.65	NM	1004.67	9.99	20.40	20.14	0.26	hard
WBGmw-007	Unconsolidated	1000.59	984.50	NM	982.20	18.39	26.30	26.38	-0.08	hard
WBGmw-009	Unconsolidated	1047.53	1036.65	NM	1032.35	15.18	24.00	24.26	-0.26	hard
WBGmw-018	Unconsolidated	991.45	NM	NM	969.75	21.70	24.80	24.81	-0.01	hard
WBGmw-019	Sharon	990.25	NM	NM	971.87	18.38	50.50	50.44	0.06	hard
WBGmw-020	Sharon	1044.31	NM	NM	1030.29	14.02	43.80	43.80	0.00	hard
WBGmw-021	Sharon	1010.92	NM	NM	1000.27	10.65	43.10	43.12	-0.02	hard

a = Elevations are in feet above mean sea level

NM = New wells added to the sampling schedule, not measured in all quarters

3.2 Load Line 12 Groundwater Elevations

Depth-to-groundwater measurements for the Load Line 12 wells were obtained from July 16-17, 2012, as described in Section 2.2. The groundwater elevations for the Load Line 12 wells are presented in Table 3-2 and Figure 3-1 for the July 2012 monitoring event. Appendix F presents the January and April groundwater flow maps for Load Line 12. In general, the potentiometric map for the July sampling event shows the primary groundwater flow direction across the Load Line 12 area is to the east. In addition, a localized groundwater mound is present in the vicinity of well LL12mw-185 with flow generally to the east away from the mound. The overall flow pattern indicates recharge to the drainage ditch along the eastern edge of Load Line 12. This is a reversal of the groundwater conditions evidenced during the April 2012 sampling event and reflects drier weather conditions.

Groundwater measurements have been collected quarterly since January 2012. Groundwater flow has generally been to the east toward the drainage ditch as evidenced during the January and July 2012 sampling events. As mentioned previously, only the April 2012 event showed groundwater flow away from the ditch to the west. This appears to be a seasonal phenomenon related to periods of higher precipitation. Based on the Load Line 12 water level data, localized flow is controlled by the drainage ditch and precipitation events. Consequently, fluctuating conditions are expected to occur on a seasonal basis in the Load Line 12 area. Groundwater flow may also be partially influenced by preferential flow paths in the unconsolidated sediment.

Table 3-2. July 2012 FWGWMP Load Line 12 Monitoring Well Comparison

Well	Monitoring Zone	Top of Casing (TOC) Elevation[a], ft	Quarterly Groundwater Elevation, ft (Jan/2012)	Quarterly Groundwater Elevation, ft (Apr/2012)	Quarterly Groundwater Elevation, ft (July/2012)	Depth to Water below TOC, ft (July/2012)
LL12mw-088	Unconsolidated	981.06	974.51	974.92	973.70	7.36
LL12mw-107	Unconsolidated	980.15	972.35	972.51	970.16	9.99
LL12mw-113	Sharon Shale	980.18	975.26	974.44	971.55	8.63
LL12mw-128	Unconsolidated	978.24	970.16	969.86	968.11	10.13
LL12mw-153	Unconsolidated	977.85	972.80	972.30	970.72	7.13
LL12mw-154	Unconsolidated	979.06	971.77	971.48	969.43	9.63
LL12mw-182	Unconsolidated	984.42	976.13	975.90	973.01	11.41
LL12mw-182ss	Unconsolidated	985.02	NM	976.46	973.65	11.37
LL12mw-183	Sharon Shale	982.98	972.12	972.33	969.73	13.25
LL12mw-184	Unconsolidated	983.16	972.66	972.20	970.06	13.10
LL12mw-185	Unconsolidated	981.31	974.46	974.99	972.92	8.39
LL12mw-186	Sharon Shale	978.31	973.23	972.72	969.42	8.89
LL12mw-187	Unconsolidated	979.94	972.25	974.35	968.89	11.05
LL12mw-188	Unconsolidated	980.63	975.72	972.58	973.10	7.53
LL12mw-189	Sharon Shale	978.04	974.85	973.27	968.70	9.34
LL12mw-242	Unconsolidated	981.20	975.05	977.35	970.46	10.74
LL12mw-243	Unconsolidated	980.79	972.35	972.89	971.37	9.42
LL12mw-244	Unconsolidated	980.65	972.47	972.46	969.35	11.30
LL12mw-245	Unconsolidated	980.04	972.60	971.62	971.68	8.36
LL12mw-246	Unconsolidated	984.83	970.29	977.85	967.86	16.97
LL12mw-247	Unconsolidated	984.25	NM	969.74	977.46	6.79

a = Elevations are in feet above mean sea level (amsl)
NM = New wells added to the sampling schedule, not measured in all quarters

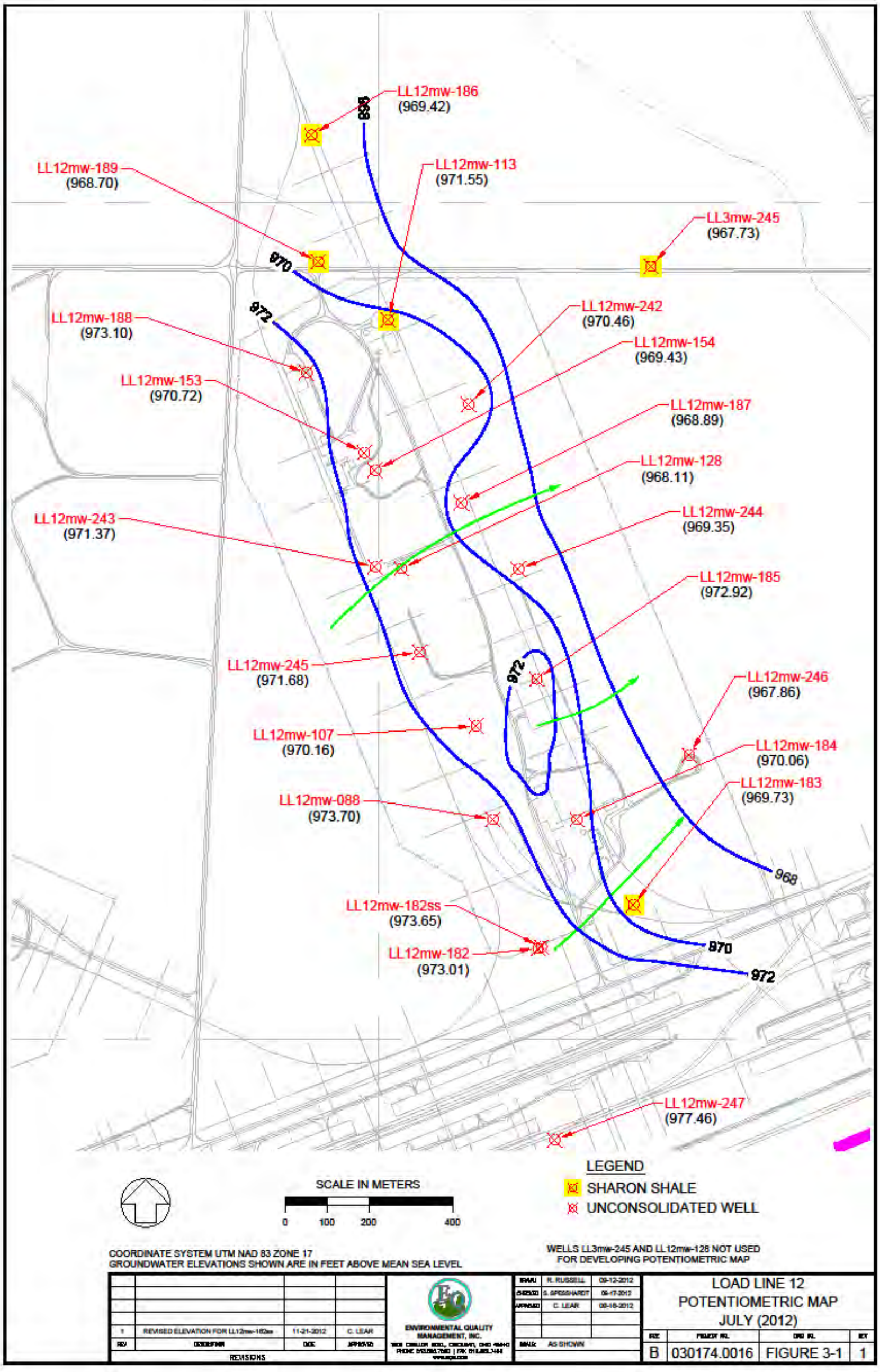

Figure 3-1. July Potentiometric Load Line 12 Monitoring Well Map

3.3 Summary of Analytical Results

Summaries of laboratory analytical results are presented in Tables 3-3, 3-4, 3-6, 3-7, 3-8, 3-9, and 3-10. Appendix D presents the Laboratory Data Sheets. A brief summary of the detected compounds and elements are presented in the following sub-sections. The data presented in the tables are the validated and verified data. Data verification and validation is discussed in Section 3.4 and Appendix D.

As part of the ongoing RI for the facility-wide groundwater detected and validated analytes from the monitoring wells will be subjected to the site-related chemical (SRC) screen. The facility-wide SRC screen will follow the general guidance of the RVAAP's Facility Wide Human Health Risk Assessor Manual (Risk Manual; USACE, 2005) with the clarifications listed below. Note that the screening process described below is part of the RI and is not part of this quarterly report. The comparison of detected constituents to RSLs in this report is for the purpose of determining the need for additional assessment prior to the risk assessment process in the RI.

1. **Background Screen** – A background screen will be used to eliminate an inorganic chemical from the facility-wide COPC list as described in the Risk Manual. Specifically, if chemical concentrations are less than the established background values, then these chemicals do not qualify as COPCs. If the chemical concentrations are equal to or greater than the background values, or there are no background values, then the chemicals qualify for further screening.
2. **Frequency of Detection Screen** – Because the facility-wide data set is large, chemicals meeting the <5% detection rule will not be screened out per Section 3.4.1 of the Risk Manual if they are known to be present in a single AOC (e.g., nitrate/nitrite at Load Line 12) since 5% of the large data set could represent a valid contamination issue. Chemicals that were never detected shall be eliminated as COPCs.
3. **Essential Nutrients** – Consistent with the Risk Manual, chemicals identified as essential nutrients will be screened out. Chemicals that are considered essential nutrients (e.g., calcium, chloride, iodine, iron, magnesium, potassium, phosphorous, and sodium) are an integral part of the human food supply and are often added to foods as supplements. EPA recommends that these chemicals not be evaluated as COPCs as long as they are: a) present at low concentrations (i.e., only slightly elevated above naturally occurring levels, and b) toxic at very high doses (i.e., much higher than those that could be associated with contact at an AOC).

All chemicals that are retained during the SRC screening process will proceed through the process for identifying chemicals of potential concern (COPCs). On February 4, 2013, the Army and Ohio EPA agreed to identify COPCs by comparing the maximum detected result to the most restrictive of the Maximum Contaminant Level (MCL) or the EPA RSL [equal to 10^{-6} and hazard index (HI) = 0.1]. If chemical concentrations are less than the RSLs, then these chemicals do not qualify as COPCs. If the chemical concentrations are equal to or greater than the RSLs, then these chemicals qualify as COPCs unless there is evidence that a single detection is a true anomaly. Chemicals detected below the screening levels will be screened from further consideration (i.e., eliminated from the COPC list). Detected chemicals that do not have existing

RSLs will not be eliminated from the COPC list in this phase of the screening. The COPC screen will use the USEPA RSL Summary Table dated November 2012 and the current MCLs.

All chemicals that are retained during the COPC screening process will then proceed through the process for identifying chemicals of concern (COCs). The COPCs will be compared to the RSLs (10^{-5} and HI=1) and/or facility-wide cleanup goals (FWCUGs) to identify COCs. The more conservative of the FWCUGs and MCLs will be used to address groundwater mitigation efforts.

Additionally please note the following:

- As discussed in Section 3.4 under the data validation process, data are qualified by EQM's validator following the guidelines and qualifier requirements set forth by the FWSAP, QAPP, and U.S. DoD Quality Services Manual (QSM) for Environmental Laboratories, Version 4.1, and the USACE, Louisville District, Quality Systems Manual Supplement (LS). As a result, the flags designated by EQM sometimes differ from those in the laboratory data sheets. The flags designated by the validator override any flagging of the data by the laboratory. For a complete explanation of the data qualifiers used for each constituent refer to Section 3.4 and the Data Verification Summary Reports found in Appendix D.

- For purposes of consistency, all detected concentrations that are elevated above both the method detection limit (MDL) and the above-referenced screening levels are called out in the following text. In the tables, the compounds and elements that were detected above the MDL are presented in bold numbers. This includes constituents flagged as estimated.

- Several analytical methods used to analyze a number of explosives, VOCs, SVOCs, metals, PCBs, and pesticides currently do not meet the RVAAP QAPP project action requirements, MCLs, or RSLs. Tables listing the reporting limits that currently do not meet the RVAAP QAPP Project Action Requirements, MCLs, and/or RSLs are presented in Appendix G.

- Note that for this event wells were sampled for specific analytes as identified in the FWGWMPP Addendum.

3.3.1 Explosives and Propellants

Explosive and propellant compound analytical results are summarized in Table 3-3. The following compounds were detected at concentrations above the MDLs:

- 1,3,5-Trinitrotoluene – LL2mw-059 (1.6 µg/L), LL3mw-241 (4.0 µg/L). There is no MCL for 1,3,5-Trinitrotoluene. The RSL is 460 µg/L.

- 1,3-Dinitrotoluene – LL2mw-059 (0.086 µg/L J). There is no MCL for 1,3-Dinitrotoluene. The RSL is 1.5 µg/L.

- 2,4,6-Trinitrotoluene – LL3mw-241 (3.5 μg/L). There is no MCL for 2,4,6-Trinitrotoluene. The RSL is 2.2 μg/L.

- 2,4-Dinitrotoluene – LL2mw-059 (0.49 μg/L), LL3mw-241 (0.11 μg/L J). There is no MCL for 2,4-Dinitrotoluene. The RSL is 0.2 μg/L.

- 2,6-Dinitrotoluene – LL3mw-241 (0.10 μg/L J). There is no MCL for 2,6-Dinitrotoluene. The RSL is 15 μg/L.

- 2-Amino-4,6-dinitrotoluene – LL2mw-059 (0.62 μg/L), LL3mw-241 (3.1 μg/L), LL3mw-244 (0.66 μg/L). There is no MCL for 2-Amino-4,6-dinitrotoluene. The RSL is 30 μg/L.

- 4-Amino-2,6-dinitrotoluene – LL2mw-059 (0.57 μg/L), LL3mw-241 (3.2 μg/L), LL3mw-244 (0.63 μg/L). There is no MCL for 4-Amino-2,6-dinitrotoluene. The RSL is 30 μg/L.

- HMX – DETmw-004 (1.9 μg/L), LL2mw-059 (0.099 μg/L), LL3mw-241 (0.36 μg/L J), WBGmw-006 (6.8 μg/L), WBGmw-009 (2.1 μg/L), WBGmw-018 (0.28 μg/L). There is no MCL for HMX. The RSL is 780 μg/L.

- Nitrate-Nitrite – LL12mw-185 (145 mg/L J), LL12mw-187 (1310 mg/L J), LL12mw-242 (0.036 mg/L J), LL12mw-245 (0.050 mg/L J), LL12mw-246 (0.014 mg/L J B) LL12mw-247 (0.027 mg/L J). The MCL for Nitrate-Nitrite is 1 mg/L. The RSL is 1.6 mg/L.

- Nitrobenzene – RQLmw-008 (0.24 μg/L). There is no MCL for Nitrobenzene. The RSL is 0.12 μg/L).

- Nitrocellulose – LL12mw-187 (3.5 mg/L). There is no MCL for nitrocellulose. The RSL is 4.7E+04 mg/L.

- RDX – DA2mw-115 (0.34 μg/L J), DETmw-004 (0.50 μg/L J), LL3mw-241 (1.3 μg/L J), (LL3mw-244 (0.32 μg/L J), WBGmw-006 (25 μg/L), WBGmw-009 (6.6 μg/L J), WBGmw-018 (0.44 μg/L J). There is no MCL for RDX. The RSL is 0.61 μg/L.

- Tetryl – RQLmw-008 (0.38 μg/L). There is no MCL for Tetryl. The RSL is 61.

As shown in Table 3-3, the explosives or propellants were detected at levels above their corresponding MCLs or RSLs during the July 2012 sampling:

- 2,4,6-Trinitrotoluene in LL3mw-241 at a level of 3.5 μg/L. The RSL is 2.2.

- 2,4-Dinitrotoluene in LL2mw-059 at a level of 0.49 μg/L. The RSL is 0.2 μg/L.

- Nitrate-Nitrite – LL12mw-185 (145 mg/L J), LL12mw-187 (1310 mg/L J). The MCL for Nitrate-Nitrite is 1 mg/L. The RSL is 1.6 mg/L. Note that this elevated level of nitrate-nitrite is consistent with historical levels in LL12mw-185 and LL12mw-187.

- Nitrobenzene in RQLmw-008 at a level of 0.24 µg/L. The RSL is 0.12 µg/L.

- RDX in LL3mw-241 at a level of 1.3 µg/L J, WBGmw-006 at a level of 25 µg/L, and WBGmw-009 at a level of 6.6 µg/L J. The RSL is 0.61 µg/L.

Table 3-3. FWGWMP July 2012 Explosive and Propellant Analytical Results

Station ID				B12mw-013	BKGmw-005	BKGmw-021	CBLmw-005	CBPmw-009	DA2mw-108	DA2mw-114
Sample ID		MCL	USEPA RSL	FWGB12mw-013-0067-GW	FWGBKGmw-005C-0068-GW	FWGBKGmw-021C-0069-GW	FWGCBLmw-005-0071-GW	FWGCBPmw-009-0073-GW	FWGDA2mw-108C-0074-GW	FWGDA2mw-114-0075-GW
Date Collected				7/25/2012	7/24/2012	7/25/2012	7/24/2012	7/24/2012	7/26/2012	7/26/2012
Sample Type				Grab	Grab	Grab	Grab	Grab	Grab	Grab
Analyte	Units									
1,3,5-Trinitrobenzene	µg/L	NS	460	0.050 U	0.050 U	0.051 U	0.054 U	0.050 U	0.050 U	0.050 U
1,3-Dinitrobenzene	µg/L	NS	1.5	0.10 U	0.10 U	0.10 U	0.11 U	0.10 U	0.10 U	0.10 U
2,4,6-Trinitrotoluene	µg/L	NS	2.2	0.10 U	0.10 U	0.10 U	0.11 U	0.10 U	0.10 U	0.10 U
2,4-Dinitrotoluene	µg/L	NS	0.2	0.10 U	0.10 U	0.10 U	0.11 U	0.10 U	0.10 U	0.10 U
2,6-Dinitrotoluene	µg/L	NS	15	0.10 U	0.10 U	0.10 U	0.11 U	0.10 U	0.10 U	0.10 U
2-Amino-4,6-dinitrotoluene	µg/L	NS	30	0.10 U	0.10 U	0.10 U	0.11 U	0.10 U	0.10 U	0.10 U
2-Nitrotoluene	µg/L	NS	0.27	0.10 U	0.10 U	0.10 U	0.11 U	0.10 U	0.10 U	0.10 U
3-Nitrotoluene	µg/L	NS	1.3	0.10 U	0.10 U	0.10 U	0.11 U	0.10 U	0.10 U	0.10 U
4-Amino-2,6-Dinitrotoluene	µg/L	NS	30	0.10 U	0.10 U	0.10 U	0.11 U	0.10 U	0.10 U	0.10 U
4-Nitrotoluene	µg/L	NS	3.7	0.10 U	0.10 U	0.10 U	0.11 U	0.10 U	0.10 U	0.10 U
HMX	µg/L	NS	780	0.050 U	0.050 U	0.051 U	0.054 U	0.050 U	0.050 U	0.050 U
Nitrate-Nitrite	mg/L	1	1.6	N/A	N/A	N/A	N/A	N/A	N/A	N/A
Nitrobenzene	µg/L	NS	0.12	0.10 U	0.10 U	0.10 U	0.11 U	0.10 U	0.10 U	0.10 U
Nitrocellulose	mg/L	NS	4.7E+04	1.0 U	1.0 U	1.0 U	1.0 U	1.0 U	1.0 U	1.0 U
Nitroglycerin	µg/L	NS	1.5	0.50 U	0.50 U	0.51 U	0.54 U	0.50 U	0.50 U	0.50 U
Nitroguanidine	µg/L	NS	1600	6.0 U	6.0 U	6.0 U	6.0 U	6.0 U	6.0 U	6.0 U
PETN	µg/L	NS	16	0.50 U	0.50 U	0.51 U	0.54 U	0.50 U	0.50 U	0.50 U
RDX	µg/L	NS	0.61	0.050 U	0.050 U	0.051 U	0.054 U	0.050 U	0.050 U	0.050 U
Tetryl	µg/L	NS	61	0.10 U	0.10 U	0.10 U	0.11 U	0.10 U	0.10 U	0.10 U

Notes:
NS = no standard
Bold = detected compound above the MDL
N/A = Not Analyzed

Table 3-3. FWGWMP July 2012 Explosive and Propellant Analytical Results

Station ID				DA2mw-115	DETmw-003	DETmw-004	EBGmw-131	FWGmw-001	FWGmw-002	FWGmw-003
Sample ID		MCL	USEPA RSL	FWGDA2mw-115-0076-GW	FWGDETmw-003C-0077-GW	FWGDETmw-004C-0078-GW	FWGEBGmw-131-0080-GW	FWGFWGmw-001-0081-GW	FWGFWGmw-002-0082-GW	FWGFWGmw-003-0083-GW
Date Collected				7/26/2012	7/26/2012	7/25-26/2012	7/23/2012	7/25/2012	7/25/2012	7/25/2012
Sample Type				Grab	Grab	Grab	Grab	Grab	Grab	Grab
Analyte	Units									
1,3,5-Trinitrobenzene	µg/L	NS	460	0.050 U	0.050 U	0.058 U	0.050 U	0.051 U	0.051 U	0.054 U
1,3-Dinitrobenzene	µg/L	NS	1.5	0.10 U	0.10 U	0.12 U	0.099 U	0.10 U	0.10 U	0.11 U
2,4,6-Trinitrotoluene	µg/L	NS	2.2	0.10 U	0.10 U	0.12 U	0.099 U	0.10 U	0.10 U	0.11 U
2,4-Dinitrotoluene	µg/L	NS	0.2	0.10 U	0.10 U	0.12 U	0.099 U	0.10 U	0.10 U	0.11 U
2,6-Dinitrotoluene	µg/L	NS	15	0.10 U	0.10 U	0.12 U	0.099 U	0.10 U	0.10 U	0.11 U
2-Amino-4,6-dinitrotoluene	µg/L	NS	30	0.10 U	0.10 U	0.12 U	0.099 U	0.10 U	0.10 U	0.11 U
2-Nitrotoluene	µg/L	NS	0.27	0.10 U	0.10 U	0.12 U	0.099 U	0.10 U	0.10 U	0.11 U
3-Nitrotoluene	µg/L	NS	1.3	0.10 U	0.10 U	0.12 U	0.099 U	0.10 U	0.10 U	0.11 U
4-Amino-2,6-Dinitrotoluene	µg/L	NS	30	0.10 U	0.10 U	0.12 U	0.099 U	0.10 U	0.10 U	0.11 U
4-Nitrotoluene	µg/L	NS	3.7	0.10 U	0.10 U	0.12 U	0.099 U	0.10 U	0.10 U	0.11 U
HMX	µg/L	NS	780	0.050 U	0.050 U	**1.9**	0.050 U	0.051 U	0.051 U	0.054 U
Nitrate-Nitrite	mg/L	1	1.6	N/A	N/A	N/A	N/A	N/A	N/A	N/A
Nitrobenzene	µg/L	NS	0.12	0.10 U	0.10 U	0.12 U	0.099 U	0.10 U	0.10 U	0.11 U
Nitrocellulose	mg/L	NS	4.7E+04	1.0 U	1.0 U	1.0 U	1.0 U	1.0 U	1.0 U	1.0 U
Nitroglycerin	µg/L	NS	1.5	0.50 U	0.50 U	0.58 U	0.50 U	0.51 U	0.51 U	0.54 U
Nitroguanidine	µg/L	NS	1600	6.0 U	6.0 U	6.0 U	6.0 U	6.0 U	6.0 U	6.0 U
PETN	µg/L	NS	16	0.50 U	0.50 U	0.58 U	0.50 U	0.51 U	0.51 U	0.54 U
RDX	µg/L	NS	0.61	**0.34 J**	0.050 U	**0.50 J**	0.050 U	0.051 U	0.051 U	0.054 U
Tetryl	µg/L	NS	61	0.10 U	0.10 U	0.12 U	0.099 U	0.10 U	0.10 U	0.11 U

Notes:
NS = no standard
Bold = detected compound above the MDL
N/A = Not Analyzed

Table 3-3. FWGWMP July 2012 Explosive and Propellant Analytical Results

Station ID				FWGmw-004	FWGmw-005	FWGmw-006	FWGmw-007	FWGmw-008	FWGmw-009	FWGmw-010
Sample ID		MCL	USEPA RSL	FWGFWGmw-004-0084-GW	FWGFWGmw-005-0085-GW	FWGFWGmw-006-0086-GW	FWGFWGmw-007-0087-GW	FWGFWGmw-008-0088-GW	FWGFWGmw-009-0089-GW	FWGFWGmw-010-0090-GW
Date Collected				7/25/2012	7/25/2012	7/24/2012	7/25/2012	7/25/2012	7/23/2012	7/23/2012
Sample Type				Grab	Grab	Grab	Grab	Grab	Grab	Grab
Analyte	Units									
1,3,5-Trinitrobenzene	µg/L	NS	460	0.051 U	0.058 U	0.051 U	0.051 U	0.051 U	0.051 U	0.050 U
1,3-Dinitrobenzene	µg/L	NS	1.5	0.10 U	0.12 U	0.10 U	0.10 U	0.10 U	0.10 U	0.10 U
2,4,6-Trinitrotoluene	µg/L	NS	2.2	0.10 U	0.12 U	0.10 U	0.10 U	0.10 U	0.10 U	0.10 U
2,4-Dinitrotoluene	µg/L	NS	0.2	0.10 U	0.12 U	0.10 U	0.10 U	0.10 U	0.10 U	0.10 U
2,6-Dinitrotoluene	µg/L	NS	15	0.10 U	0.12 U	0.10 U	0.10 U	0.10 U	0.10 U	0.10 U
2-Amino-4,6-dinitrotoluene	µg/L	NS	30	0.10 U	0.12 U	0.10 U	0.10 U	0.10 U	0.10 U	0.10 U
2-Nitrotoluene	µg/L	NS	0.27	0.10 U	0.12 U	0.10 U	0.10 U	0.10 U	0.10 U	0.10 U
3-Nitrotoluene	µg/L	NS	1.3	0.10 U	0.12 U	0.10 U	0.10 U	0.10 U	0.10 U	0.10 U
4-Amino-2,6-Dinitrotoluene	µg/L	NS	30	0.10 U	0.12 U	0.10 U	0.10 U	0.10 U	0.10 U	0.10 U
4-Nitrotoluene	µg/L	NS	3.7	0.10 U	0.12 U	0.10 U	0.10 U	0.10 U	0.10 U	0.10 U
HMX	µg/L	NS	780	0.051 U	0.058 U	0.051 U	0.051 U	0.051 U	0.051 U	0.050 U
Nitrate-Nitrite	mg/L	1	1.6	N/A	N/A	N/A	N/A	N/A	N/A	N/A
Nitrobenzene	µg/L	NS	0.12	0.10 U	0.12 U	0.10 U	0.10 U	0.10 U	0.10 U	0.10 U
Nitrocellulose	mg/L	NS	4.7E+04	1.0 U	1.0 U	1.0 U	1.0 U	1.0 U	1.0 U	1.0 U
Nitroglycerin	µg/L	NS	1.5	0.51 U	0.58 U	0.51 U	0.51 U	0.51 U	0.51 U	0.50 U
Nitroguanidine	µg/L	NS	1600	6.0 U	6.0 U	6.0 U	6.0 U	6.0 U	6.0 U	6.0 U
PETN	µg/L	NS	16	0.51 U	0.58 U	0.51 U	0.51 U	0.51 U	0.51 U	0.50 U
RDX	µg/L	NS	0.61	0.051 U	0.058 U	0.051 U	0.051 U	0.051 U	0.051 U	0.050 U
Tetryl	µg/L	NS	61	0.10 U	0.12 U	0.10 U	0.10 U	0.10 U	0.10 U	0.10 U

Notes:
NS = no standard
Bold = detected compound above the MDL
N/A = Not Analyzed

Table 3-3. FWGWMP July 2012 Explosive and Propellant Analytical Results

Station ID				FWGmw-011	FWGmw-012	FWGmw-013	FWGmw-014	FWGmw-015	FWGmw-016	LL1mw-064
Sample ID		MCL	USEPA RSL	FWGFWGmw-011-0091-GW	FWGFWGmw-012-0092-GW	FWGFWGmw-013-0093-GW	FWGFWGmw-014-0094-GW	FWGFWGmw-015-0095-GW	FWGFWGmw-016-0096-GW	FWGLL1mw-064C-0109-GW
Date Collected				7/23/2012	7/23/2012	7/25/2012	7/24/2012	7/25/2012	7/25/2012	7/23/2012
Sample Type				Grab	Grab	Grab	Grab	Grab	Grab	Grab
Analyte	Units									
1,3,5-Trinitrobenzene	µg/L	NS	460	0.051 U	**0.097**	0.051 U	0.051 U	0.054 U	0.056 U	0.050 U
1,3-Dinitrobenzene	µg/L	NS	1.5	0.10 U	0.10 U	0.10 U	0.10 U	0.11 U	0.11 U	0.10 U
2,4,6-Trinitrotoluene	µg/L	NS	2.2	0.10 U	0.10 U	0.10 U	0.10 U	0.11 U	0.11 U	0.10 U
2,4-Dinitrotoluene	µg/L	NS	0.2	0.10 U	0.10 U	0.10 U	0.10 U	0.11 U	0.11 U	0.10 U
2,6-Dinitrotoluene	µg/L	NS	15	0.10 U	0.10 U	0.10 U	0.10 U	0.11 U	0.11 U	0.10 U
2-Amino-4,6-dinitrotoluene	µg/L	NS	30	0.10 U	0.10 U	0.10 U	0.10 U	0.11 U	0.11 U	0.10 U
2-Nitrotoluene	µg/L	NS	0.27	0.10 U	0.10 U	0.10 U	0.10 U	0.11 U	0.11 U	0.10 U
3-Nitrotoluene	µg/L	NS	1.3	0.10 U	0.10 U	0.10 U	0.10 U	0.11 U	0.11 U	0.10 U
4-Amino-2,6-Dinitrotoluene	µg/L	NS	30	0.10 U	0.10 U	0.10 U	0.10 U	0.11 U	0.11 U	0.10 U
4-Nitrotoluene	µg/L	NS	3.7	0.10 U	0.10 U	0.10 U	0.10 U	0.11 U	0.11 U	0.10 U
HMX	µg/L	NS	780	0.051 U	0.050 U	0.051 U	0.051 U	0.054 U	0.056 U	0.050 U
Nitrate-Nitrite	mg/L	1	1.6	N/A	N/A	N/A	N/A	N/A	N/A	N/A
Nitrobenzene	µg/L	NS	0.12	0.10 U	0.10 U	0.10 U	0.10 U	0.11 U	0.11 U	0.10 U
Nitrocellulose	mg/L	NS	4.7E+04	1.0 U	1.0 U	1.0 U	1.0 U	1.0 U	1.0 U	1.0 U
Nitroglycerin	µg/L	NS	1.5	0.51 U	0.50 U	0.51 U	0.51 U	0.54 U	0.56 U	0.50 U
Nitroguanidine	µg/L	NS	1600	6.0 U	6.0 U	6.0 U	6.0 U	6.0 U	6.0 U	6.0 U
PETN	µg/L	NS	16	0.51 U	0.50 U	0.51 U	0.51 U	0.54 U	0.56 U	0.50 U
RDX	µg/L	NS	0.61	0.051 U	0.050 U	0.051 U	0.051 U	0.054 U	0.056 U	0.050 U
Tetryl	µg/L	NS	61	0.10 U	0.10 U	0.10 U	0.10 U	0.11 U	0.11 U	0.10 U

Notes:
NS = no standard
Bold = detected compound above the MDL
N/A = Not Analyzed

Table 3-3. FWGWMP July 2012 Explosive and Propellant Analytical Results

Station ID				LL1mw-065	LL1mw-086	LL1mw-087	LL2mw-059	LL2mw-265	LL3mw-241	LL3mw-242
Sample ID		MCL	USEPA RSL	FWGLL1mw-065C-0110-GW	FWGLL1mw-086-0111-GW	FWGLL1mw-087-0112-GW	FWGLL2mw-059C-0113-GW	FWGLL2mw-265C-0114-GW	FWGLL3mw-241C-0115-GW	FWGLL3mw-242C-0116-GW
Date Collected				7/23/2012	7/23/2012	7/23/2012	7/23/2012	7/23/2012	7/24/2012	7/25/2012
Sample Type				Grab	Grab	Grab	Grab	Grab	Grab	Grab
Analyte	Units									
1,3,5-Trinitrobenzene	µg/L	NS	460	0.052 U	0.052 U	0.051 U	**1.6**	0.050 U	**4.0**	0.051 U
1,3-Dinitrobenzene	µg/L	NS	1.5	0.10 U	0.10 U	0.10 U	**0.086 J**	0.10 U	0.10 U	0.10 U
2,4,6-Trinitrotoluene	µg/L	NS	2.2	0.10 U	0.10 U	0.10 U	0.10 U	0.10 U	**3.5**	0.10 U
2,4-Dinitrotoluene	µg/L	NS	0.2	0.10 U	0.10 U	0.10 U	**0.49**	0.10 U	**0.11 J**	0.10 U
2,6-Dinitrotoluene	µg/L	NS	15	0.10 U	0.10 U	0.10 U	0.10 U	0.10 U	**0.10 J**	0.10 U
2-Amino-4,6-dinitrotoluene	µg/L	NS	30	0.10 U	0.10 U	0.10 U	**0.62**	0.10 U	**3.1**	0.10 U
2-Nitrotoluene	µg/L	NS	0.27	0.10 U	0.10 U	0.10 U	0.10 U	0.10 U	0.10 U	0.10 U
3-Nitrotoluene	µg/L	NS	1.3	0.10 U	0.10 U	0.10 U	0.10 U	0.10 U	0.10 U	0.10 U
4-Amino-2,6-Dinitrotoluene	µg/L	NS	30	0.10 U	0.10 U	0.10 U	**0.57**	0.10 U	**3.2**	0.10 U
4-Nitrotoluene	µg/L	NS	3.7	0.10 U	0.10 U	0.10 U	0.10 U	0.10 U	0.10 U	0.10 U
HMX	µg/L	NS	780	0.052 U	0.052 U	0.051 U	**0.099**	0.050 U	**0.36 J**	0.051 U
Nitrate-Nitrite	mg/L	1	1.6	N/A	N/A	N/A	N/A	N/A	N/A	N/A
Nitrobenzene	µg/L	NS	0.12	0.10 U	0.10 U	0.10 U	0.10 U	0.10 U	0.10 U	0.10 U
Nitrocellulose	mg/L	NS	4.7E+04	1.0 U	1.0 U	1.0 U	1.0 U	1.0 U	1.0 U	1.0 U
Nitroglycerin	µg/L	NS	1.5	0.52 U	0.52 U	0.51 U	0.50 U	0.50 U	0.50 U	0.51 U
Nitroguanidine	µg/L	NS	1600	6.0 U	6.0 U	6.0 U	6.0 U	6.0 U	6.0 U	6.0 U
PETN	µg/L	NS	16	0.52 U	0.52 U	0.51 U	0.50 U	0.50 U	0.50 U	0.51 U
RDX	µg/L	NS	0.61	0.052 U	0.052 U	0.051 U	0.050 U	0.050 U	**1.3 J**	0.051 U
Tetryl	µg/L	NS	61	0.10 U	0.10 U	0.10 U	0.10 U	0.10 U	0.10 U	0.10 U

Notes:
NS = no standard
Bold = detected compound above the MDL
N/A = Not Analyzed

Table 3-3. FWGWMP July 2012 Explosive and Propellant Analytical Results

Station ID				LL3mw-244	LL3mw-245	LL4mw-199	LL4mw-201	LL6mw-008	LL6mw-009	LL11mw-007
Sample ID		MCL	USEPA RSL	FWGLL3mw-244-0117-GW	FWGLL3mw-245-0118-GW	FWGLL4mw-199C-0119-GW	FWGLL4mw-201-0120-GW	FWGLL6mw-008-0123-GW	FWGLL6mw-009-0124-GW	FWGLL11mw-007C-0098-GW
Date Collected				7/3/2012	7/25/2012	7/23/2012	7/23/2012	7/25/2012	7/25/2012	7/25/2012
Sample Type				Grab	Grab	Grab	Grab	Grab	Grab	Grab
Analyte	Units									
1,3,5-Trinitrobenzene	µg/L	NS	460	0.051 U	0.051 U	0.050 U	0.050 U	0.051 U	0.052 U	0.052 U
1,3-Dinitrobenzene	µg/L	NS	1.5	0.10 U	0.10 U	0.10 U	0.10 U	0.10 U	0.10 U	0.10 U
2,4,6-Trinitrotoluene	µg/L	NS	2.2	0.10 U	0.10 U	0.10 U	0.10 U	0.10 U	0.10 U	0.10 U
2,4-Dinitrotoluene	µg/L	NS	0.2	0.10 U	0.10 U	0.10 U	0.10 U	0.10 U	0.10 U	0.10 U
2,6-Dinitrotoluene	µg/L	NS	15	0.10 U	0.10 U	0.10 U	0.10 U	0.10 U	0.10 U	0.10 U
2-Amino-4,6-dinitrotoluene	µg/L	NS	30	**0.66**	0.10 U	0.10 U	0.10 U	0.10 U	0.10 U	0.10 U
2-Nitrotoluene	µg/L	NS	0.27	0.10 U	0.10 U	0.10 U	0.10 U	0.10 U	0.10 U	0.10 U
3-Nitrotoluene	µg/L	NS	1.3	0.10 U	0.10 U	0.10 U	0.10 U	0.10 U	0.10 U	0.10 U
4-Amino-2,6-Dinitrotoluene	µg/L	NS	30	**0.63**	0.10 U	0.10 U	0.10 U	0.10 U	0.10 U	0.10 U
4-Nitrotoluene	µg/L	NS	3.7	0.10 U	0.10 U	0.10 U	0.10 U	0.10 U	0.10 U	0.10 U
HMX	µg/L	NS	780	0.051 U	0.051 U	0.050 U	0.050 U	0.051 U	0.052 U	0.052 U
Nitrate-Nitrite	mg/L	1	1.6	N/A	N/A	N/A	N/A	N/A	N/A	N/A
Nitrobenzene	µg/L	NS	0.12	0.10 U	0.10 U	0.10 U	0.10 U	0.10 U	0.10 U	0.10 U
Nitrocellulose	mg/L	NS	4.7E+04	1.0 U	1.0 U	1.0 U	1.0 U	1.0 U	1.0 U	1.0 U
Nitroglycerin	µg/L	NS	1.5	0.51 U	0.51 U	0.50 U	0.50 U	0.51 U	0.52 U	0.52 U
Nitroguanidine	µg/L	NS	1600	6.0 U	6.0 U	6.0 U	6.0 U	6.0 U	6.0 U	6.0 U
PETN	µg/L	NS	16	0.51 U	0.51 U	0.50 U	0.50 U	0.51 U	0.52 U	0.52 U
RDX	µg/L	NS	0.61	**0.32 J**	0.051 U	0.050 U	0.050 U	0.051 U	0.052 U	0.052 U
Tetryl	µg/L	NS	61	0.10 U	0.10 U	0.10 U	0.10 U	0.10 U	0.10 U	0.10 U

Notes:
NS = no standard
Bold = detected compound above the MDL
N/A = Not Analyzed

Table 3-3. FWGWMP July 2012 Explosive and Propellant Analytical Results

Station ID				LL11mw-011	LL11mw-012	LL12mw-187	L12mw-242	LL12mw-245	LL12mw-246	LL12mw-247
Sample ID		MCL	USEPA RSL	FWGLL11mw-011-0099-GW	FWGLL11mw-012-0100-GW	FWGLL12mw-187C-0104-GW	FWGLL12mw-242C-0105-GW	FWGLL12mw-245C-0106-GW	FWGLL12mw-246C-0107-GW	FWGLL12mw-247-0108-GW
Date Collected				7/24/2012	7/24/2012	7/26/2012	7/25/2012	7/24/2012	7/26/2012	7/24/2012
Sample Type				Grab	Grab	Grab	Grab	Grab	Grab	Grab
Analyte	Units									
1,3,5-Trinitrobenzene	µg/L	NS	460	0.050 U	0.050 U	0.050 U	0.051 U	0.050 U	0.050 U	0.051 U
1,3-Dinitrobenzene	µg/L	NS	1.5	0.10 U	0.10 U	0.10 U	0.10 U	0.10 U	0.10 U	0.10 U
2,4,6-Trinitrotoluene	µg/L	NS	2.2	0.10 U	0.10 U	0.10 U	0.10 U	0.10 U	0.10 U	0.10 U
2,4-Dinitrotoluene	µg/L	NS	0.2	0.10 U	0.10 U	0.10 U	0.10 U	0.10 U	0.10 U	0.10 U
2,6-Dinitrotoluene	µg/L	NS	15	0.10 U	0.10 U	0.10 U	0.10 U	0.10 U	0.10 U	0.10 U
2-Amino-4,6-dinitrotoluene	µg/L	NS	30	0.10 U	0.10 U	0.10 U	0.10 U	0.10 U	0.10 U	0.10 U
2-Nitrotoluene	µg/L	NS	0.27	0.10 U	0.10 U	0.10 U	0.10 U	0.10 U	0.10 U	0.10 U
3-Nitrotoluene	µg/L	NS	1.3	0.10 U	0.10 U	0.10 U	0.10 U	0.10 U	0.10 U	0.10 U
4-Amino-2,6-Dinitrotoluene	µg/L	NS	30	0.10 U	0.10 U	0.10 U	0.10 U	0.10 U	0.10 U	0.10 U
4-Nitrotoluene	µg/L	NS	3.7	0.10 U	0.10 U	0.10 U	0.10 U	0.10 U	0.10 U	0.10 U
HMX	µg/L	NS	780	0.050 U	0.050 U	0.050 U	0.051 U	0.050 U	0.050 U	0.051 U
Nitrate-Nitrite	mg/L	1	1.6	N/A	N/A	**1310 J**	**0.036 J**	**0.050 J**	**0.014 JB**	**0.027 J**
Nitrobenzene	µg/L	NS	0.12	0.10 U	0.10 U	0.10 U	0.10 U	0.10 U	0.10 U	0.10 U
Nitrocellulose	mg/L	NS	4.7E+04	1.0 U	1.0 U	**3.5**	1.0 U	1.0 U	1.0 U	1.0 U
Nitroglycerin	µg/L	NS	1.5	0.50 U	0.50 U	0.50 U	0.51 U	0.50 U	0.50 U	0.51 U
Nitroguanidine	µg/L	NS	1600	6.0 U	6.0 U	6.0 U	6.0 U	6.0 U	6.0 U	6.0 U
PETN	µg/L	NS	16	0.50 U	0.50 U	0.50 U	0.51 U	0.50 U	0.50 U	0.51 U
RDX	µg/L	NS	0.61	0.050 U	0.050 U	0.050 U	0.051 U	0.050 U	0.050 U	0.051 U
Tetryl	µg/L	NS	61	0.10 U	0.10 U	0.10 U	0.10 U	0.10 U	0.10 U	0.10 U

Notes:
NS = no standard
Bold = detected compound above the MDL
N/A = Not Analyzed

Table 3-3. FWGWMP July 2012 Explosive and Propellant Analytical Results

Station ID				NTAmw-119	RQLmw-007	RQlmw-008	RQLmw-009	SCFmw-002	SCFmw-004	WBGmw-006
Sample ID		MCL	USEPA RSL	FWGNTAmw-119-0126-GW	FWGRQLmw-007C-0127-GW	FWGRQLmw-008C-0128-GW	FWGRQLmw-009C-0129-GW	FWGSCFmw-002-0130-GW	FWGSCFmw-004-0131-GW	FWGWBGmw-006C-0132-GW
Date Collected				7/25/2012	7/23/2012	7/23/2012	7/23/2012	7/24/2012	7/23/2012	7/24/2012
Sample Type				Grab	Grab	Grab	Grab	Grab	Grab	Grab
Analyte	Units									
1,3,5-Trinitrobenzene	µg/L	NS	460	0.050 U	0.050 U	0.052 U	0.050 U	0.052 U	0.061 UJ	0.050 U
1,3-Dinitrobenzene	µg/L	NS	1.5	0.10 U	0.10 U	0.10 U	0.10 U	0.10 U	0.12 UJ	0.10 U
2,4,6-Trinitrotoluene	µg/L	NS	2.2	0.10 U	0.10 U	0.10 U	0.10 U	0.10 U	0.12 UJ	0.10 U
2,4-Dinitrotoluene	µg/L	NS	0.2	0.10 U	0.10 U	0.10 U	0.10 U	0.10 U	0.12 UJ	0.10 U
2,6-Dinitrotoluene	µg/L	NS	15	0.10 U	0.10 U	0.10 U	0.10 U	0.10 U	0.12 UJ	0.10 U
2-Amino-4,6-dinitrotoluene	µg/L	NS	30	0.10 U	0.10 U	0.10 U	0.10 U	0.10 U	0.12 UJ	0.10 U
2-Nitrotoluene	µg/L	NS	0.27	0.10 U	0.10 U	0.10 U	0.10 U	0.10 U	0.12 UJ	0.10 U
3-Nitrotoluene	µg/L	NS	1.3	0.10 U	0.10 U	0.10 U	0.10 U	0.10 U	0.12 UJ	0.10 U
4-Amino-2,6-Dinitrotoluene	µg/L	NS	30	0.10 U	0.10 U	0.10 U	0.10 U	0.10 U	0.12 UJ	0.10 U
4-Nitrotoluene	µg/L	NS	3.7	0.10 U	0.10 U	0.10 U	0.10 U	0.10 U	0.12 UJ	0.10 U
HMX	µg/L	NS	780	0.050 U	0.050 U	0.052 U	0.050 U	0.052 U	0.061 UJ	**6.8**
Nitrate-Nitrite	mg/L	1	1.6	N/A	N/A	N/A	N/A	0.012 UJ	N/A	N/A
Nitrobenzene	µg/L	NS	0.12	0.10 U	0.10 U	**0.24 J**	0.10 U	0.10 U	0.12 UJ	0.10 U
Nitrocellulose	mg/L	NS	4.7E+04	1.0 U	1.0 U	1.0 U	1.0 U	1.0 U	1.0 U	1.0 U
Nitroglycerin	µg/L	NS	1.5	0.50 U	0.50 U	0.52 UJ	0.50 U	0.52 U	0.61 UJ	0.50 U
Nitroguanidine	µg/L	NS	1600	6.0 U	6.0 U	6.0 U	6.0 U	6.0 U	6.0 U	6.0 U
PETN	µg/L	NS	16	0.50 U	0.50 U	0.52 U	0.50 U	0.52 U	0.61 UJ	0.50 U
RDX	µg/L	NS	0.61	0.050 U	0.050 U	0.052 U	0.050 U	0.052 U	0.061 UJ	**25**
Tetryl	µg/L	NS	61	0.10 U	0.10 U	**0.38**	0.10 U	0.10 U	0.12 UJ	0.10 U

Notes:
NS = no standard
Bold = detected compound above the MDL
N/A = Not Analyzed

Table 3-3. FWGWMP July 2012 Explosive and Propellant Analytical Results

Station ID				WBGmw-007	WBGmw-009	WBGmw-018	WBGmw-019	WBGmw-020	WBGmw-021
Sample ID		MCL	USEPA RSL	FWGWBGmw-007C-0133-GW	FWGWBGmw-009C-0134-GW	FWGWBGmw-018-0135-GW	FWGWBGmw-019-0136-GW	FWGWBGmw-020-0137-GW	FWGWBGmw-021-0138-GW
Date Collected				7/24/2012	7/24/2012	7/24/2012	7/24/2012	7/24/2012	7/24/2012
Sample Type				Grab	Grab	Grab	Grab	Grab	Grab
Analyte	Units								
1,3,5-Trinitrobenzene	µg/L	NS	460	0.051 U	0.051 U	0.050 U	0.051 U	0.050 U	0.050 U
1,3-Dinitrobenzene	µg/L	NS	1.5	0.10 U	0.10 U	0.10 U	0.10 U	0.10 U	0.10 U
2,4,6-Trinitrotoluene	µg/L	NS	2.2	0.10 U	0.10 U	0.10 U	0.10 U	0.10 U	0.10 U
2,4-Dinitrotoluene	µg/L	NS	0.2	0.10 U	0.10 U	0.10 U	0.10 U	0.10 U	0.10 U
2,6-Dinitrotoluene	µg/L	NS	15	0.10 U	0.10 U	0.10 U	0.10 U	0.10 U	0.10 U
2-Amino-4,6-dinitrotoluene	µg/L	NS	30	0.10 U	0.10 U	0.10 U	0.10 U	0.10 U	0.10 U
2-Nitrotoluene	µg/L	NS	0.27	0.10 U	0.10 U	0.10 U	0.10 U	0.10 U	0.10 U
3-Nitrotoluene	µg/L	NS	1.3	0.10 U	0.10 U	0.10 U	0.10 U	0.10 U	0.10 U
4-Amino-2,6-Dinitrotoluene	µg/L	NS	30	0.10 U	0.10 U	0.10 U	0.10 U	0.10 U	0.10 U
4-Nitrotoluene	µg/L	NS	3.7	0.10 U	0.10 U	0.10 U	0.10 U	0.10 U	0.10 U
HMX	µg/L	NS	780	0.051 U	**2.1**	**0.28**	0.051 U	0.050 U	0.050 U
Nitrate-Nitrite	mg/L	1	1.6	N/A	N/A	N/A	N/A	N/A	N/A
Nitrobenzene	µg/L	NS	0.12	0.10 U	0.10 U	0.10 U	0.10 U	0.10 U	0.10 U
Nitrocellulose	mg/L	NS	4.7E+04	1.0 U	1.0 U	1.0 U	1.0 U	1.0 U	1.0 U
Nitroglycerin	µg/L	NS	1.5	0.51 U	0.51 U	0.50 U	0.51 U	0.50 U	0.50 U
Nitroguanidine	µg/L	NS	1600	6.0 U	6.0 U	6.0 U	6.0 U	6.0 U	6.0 U
PETN	µg/L	NS	16	0.51 U	0.51 U	0.50 U	0.51 U	0.50 U	0.50 U
RDX	µg/L	NS	0.61	0.051 U	**6.6 J**	**0.44 J**	0.051 U	0.050 U	0.050 U
Tetryl	µg/L	NS	61	0.10 U	0.10 U	0.10 U	0.10 U	0.10 U	0.10 U

Notes:
NS = no standard
Bold = detected compound above the MDL
N/A = Not Analyzed

Table 3-3. FWGWMP July 2012 Explosive and Propellant Analytical Results

Data Qualifiers

Data qualifier flags are used in an effort to describe the quality of each piece of data for each constituent. These flags are letter codes appended to the numerical data. The following data qualifiers are specified in the USACE Louisville Chemistry Guidelines. For a complete explanation of qualifiers used for each constituent please refer to the Data Verification Summaries in Appendix C.

U The analyte was analyzed for but not detected. The numerical value preceding the U is the associated reporting limit.

J The identification of the analyte is acceptable, but the quality assurance criteria indicate that the quantitative values may be outside the normal expected range of precision (i.e., the quantitative value is estimated). Examples include:
- Results detected above the laboratory MDL but less than the laboratory reporting limit.
- MS/MSD percent recoveries outside the acceptance criteria.
- Laboratory control sample (LCS) percent recoveries outside acceptance criteria.

R Data are considered to be rejected and shall not be used. This flag denotes the failure of quality control criteria such that it cannot be determined if the analyte is present or absent from the sample [e.g., the method reporting limit (MRL) verification standard was below quality control guidelines; associated sample results that were non-detect are unusable].

UJ This flag is a combination of the U and J qualifiers, which indicate that the analyte is not present. The reported value is considered to be an estimated reporting limit (RL).

B The B flag is used for both organic and inorganic analyses when the analyte is found in the method blank or any of the field blanks. This designation overrides the Contract Laboratory Program (CLP) “B” designation when used by the laboratory as an estimated value for inorganics.

3.3.2 Inorganic Elements

The analytical results for inorganic elements are presented in Table 3-4. The inorganics detected in the samples included: aluminum, antimony, arsenic, barium, beryllium, cadmium, calcium, chromium, cobalt, copper, cyanide, iron, lead, magnesium, manganese, nickel, potassium, sodium, vanadium, and zinc. The inorganic elements that were detected were compared to facility-wide background levels and against elements that are considered as essential nutrients to determine if they are to be considered as Site-Related Contaminants (SRCs). Calcium, magnesium, iron, potassium, and sodium were eliminated as potential SRCs because they are considered essential nutrients. Site-specific background levels for inorganic elements are presented in Table 3-4. The following inorganic elements were detected above the MDLs and the background levels reported in Table 3-5.

Aluminum

- Bedrock Zone: B12mw-012 (130 µg/L), B12mw-013 (120 µg/L), CBLmw-005 (53 µg/L J), DA2mw-115 (22 µg/L J), EBGmw-125 (51 µg/L J), FWGmw-005 (26 µg/L J), and LL4mw-201 (42 µg/L J). The Groundwater Bedrock Zone Background Criteria (filtered) is 0 µg/L.
- Unconsolidated Zone: FWGmw0001 (510 µg/L), FWGmw-003 (320 µg/L), FWGmw-004 (14000 µg/L), FWGmw-008 (24 µg/L J), FWGmw-011 (190 µg/L), FWGmw-015 (310 µg/L), LL1mw-087 (120000 µg/L), LL4mw-199 (98 µg/L), LL6mw-002 (5100 µg/L), LL11mw-011 (2400 µg/L), LL12mw-085 (64 µg/L), LL12mw 242 (30 µg/L J), LL12mw-245 (4000 µg/L), LL12mw-247 (µg/L J), and NTAmw-109 (38 µg/L J). The Groundwater Unconsolidated Zone Background Criteria (filtered) is 0 µg/L.
- The MCL for Aluminum is 200 µg/L. The RSL is 16,000 µg/L.

Antimony

- Bedrock Zone: B12mw-012 (0.25 µg/L J), DA2mw-115 (0.23 µg/L J), LL3mw-244 (0.34 µg/L JB), LL6mw-005 (75 µg/L), LL10mw-003 (0.28 µg/L J), and RQLmw-009 (0.50 µg/L). The Groundwater Bedrock Zone Background Criteria (filtered) is 0 µg/L.
- Unconsolidated Zone: DETmw-004 (0.95 µg/L**),** FWGmw-004 (0.29 µg/L J), FWGmw-011 (0.25 µg/L J), LL1mw-064 (0.79 µg/L), LL1mw-087 (1.0 µg/L), LL4mw-199 (0.30 µg/L), LL6mw-002 (0.23 µg/L J), LL12mw-185 (0.39 µg/L J), LL12mw-245 (0.73 µg/L), LL12mw-247 (1.0 µg/L), and WBGmw-018 (0.77 µg/L). The Groundwater Unconsolidated Zone Background Criteria (filtered) is 0 µg/L.
- The MCL for antimony is 6.0 µg/L. The RSL is 6.0 µg/L.

Arsenic

- Bedrock Zone: FWGmw-016 (4.8 µg/L J), LL2mw-059 (4.6 µg/L J), LL4mw-201 (30 µg/L), LL6mw-005 (20 µg/L), LL6mw-009 (7.7 µg/L J), RQLmw-007 (43 µg/L), RQLmw-008 (45 µg/L), RQLmw-009 (33 µg/L), SCFmw-002 (15 µg/L), WBGmw-021 (7.2 µg/L J). The Groundwater Bedrock Zone Background Criteria (filtered) is 0 µg/L.
- Unconsolidated Zone: CBPmw-002 (15 µg/L), LL1mw-087 (170 µg/L) LL4mw-201 (30 µg/L J), LL12mw-242 (21 µg/L), LL12mw-246 (33 µg/L), and EBGmw-125 (20 µg/L). The Groundwater Unconsolidated Zone Background Criteria (filtered) is 11.7 µg/L.

- The MCL for Arsenic is 10 µg /L. The RSL is 0.045 µg/L.

Barium

- Bedrock Zone: None. The Groundwater Bedrock Zone Background Criteria (filtered) is 256 µg/L.
- Unconsolidated Zone: FWGmw-002 (87 µg/L), FWGMW-004 (99 µg/L), LL1mw-087 (330 µg/L), LL4mw-199 (100 µg/L), and LL12mw-187 (240 µg/L). The Groundwater Unconsolidated Zone Background Criteria (filtered) is 82.1 µg/L.
- The MCL for Barium is 2,000 µg/L. The RSL is 2,900 µg/L.

Beryllium

- Bedrock Zone: LL2mw-059 (0.048µg/L J), RQLmw-008 (0.05 µg/L J), SCFmw-002 (0.12 µg/L), WBGmw-019 (0.12 µg/L). The Groundwater Bedrock Zone Background Criteria (filtered) is 0 µg/L.
- Unconsolidated Zone: CBLmw-005 (0.12 µg/L J), FWGmw-004 (0.71 µg/L), LL1mw-087 (5.6 µg/L), LL6mw-002 (0.27 µg/L), LL6mw-008 (0.14 µg/L), LL11mw-011 (0.11 µg/L), and LL12mw-245 (0.19 µg/L). The Groundwater Unconsolidated Zone Background Criteria (filtered) is 0 µg/L.
- The MCL for Beryllium is 4 µg/L. The RSL is 16 µg/L.

Cadmium

- Bedrock Zone: None. The Groundwater Bedrock Zone Background Criteria (filtered) is 0 µg/L.
- Unconsolidated Zone: FWGmw-010 (0.046 µg/L J). The Groundwater Unconsolidated Zone Background Criteria (filtered) is 0 µg/L.
- The MCL for Cadmium is 5 µg/L. The RSL is 6.9 µg/L.

Chromium

- Bedrock Zone: CBlmw-005 (2.2 µg/L J B), LL11mw-012 (3.9 µg/L J B). The Groundwater Bedrock Zone Background Criteria (filtered) is 0 µg/L.
- Unconsolidated Zone: FWGmw-004 (23 µg/L J), Ll12mw-245 (7.6 µg/L J B), LL1mw-087 (160 µg/L). The Groundwater Unconsolidated Zone Background Criteria (filtered) is 7.3 µg/L.
- The MCL for Chromium is 100 µg/L. There is no RSL for total Chromium. The RSL for Chromium III is 16000 µg/L.

Cobalt

- Bedrock Zone: RQLmw-007 (5.3 µg/L) and RQLmw-009 (5.3 µg/L). The Groundwater Bedrock Zone Background Criteria (filtered) is 0 µg/L.
- Unconsolidated Zone: CBPmw-002 (2.0 µg/L J), FWGmw-004 (7.8 µg/L), FWGmw-005 (2.0 µg/L J), FWGmw-010 (27 µg/L), FWGmw-015 (2.6 µg/L J), Ll1mw-087 (200 µg/L**),** LL6mw-002 (2.5 µg/L J), LL6mw-008 (1.8 µg/L J), LL6mw-009 (3.1 µg/L J), LL11mw-011 (1.6 µg/L J), LL12mw-185 (2.5 µg/L J), LL12mw-187 (10 µg/L), and

LL12mw- 5.0 µg/L). The Groundwater Unconsolidated Zone Background Criteria (filtered) is 0 µg/L.
- There is no MCL for Cobalt. The RSL is 4.7 µg/L.

Copper
- Bedrock Zone: None. The Groundwater Bedrock Zone Background Criteria (filtered) is 0 µg/L.
- Unconsolidated Zone: FWGmw-004 (17 µg/L), LL11mw-011 (5.4 µg/L), LL12mw-187 (12 µg/L J), LL12mw-245 (8.7 µg/L J), LL1mw-087 (200 µg/L), LL6mw-002 (6.4 µg/L J). The Groundwater Unconsolidated Zone Background Criteria (filtered) is 0 µg/L.
- The MCL for Copper is 1300 µg/L. The RSL is 620 µg/L.

Cyanide
- Bedrock Zone: None. The Groundwater Bedrock Zone Background Criteria (filtered) is 0 mg/L.
- Unconsolidated: WBGmw-007 (0.0091 mg/L J). The Groundwater Unconsolidated Zone Background Criteria (filtered) is 0 mg/L.
- The MCL for Cyanide is 0.2 mg/L. The RSL is 0.0014 mg/L.

Lead
- Bedrock Zone: None. The Groundwater Bedrock Zone Background Criteria (filtered) is 0 mg/L.
- Unconsolidated: FWGmw-004 (8.9 µg/L), LL11mw-011 (1.8µg/L J), LL12mw-245 (3.3 µg/L J), LL1mw-087 (93µg/L), and LL6mw-002 (3.2 µg/L J). The Groundwater Unconsolidated Zone Background Criteria (filtered) is 0 mg/L.
- The MCL for Lead is 15 µg/L. There is no RSL.

Manganese
- Bedrock Zone: RQLmw-007 (1700 µg/L), RQLmw-009 (2400 µg/L). The Groundwater Bedrock Zone Background Criteria (filtered) is 1,340 µg/L.
- Unconsolidated Zone: FWGmw-006 (2700 µg/L), FWGmw-010 (1700 µg/L), LL12mw-185 (1700 µg/L), LL12mw-187 (2000 µg/L J), LL1mw-087 (4800 µg/L), and LL6mw-008 (1500 µg/L). The Groundwater Unconsolidated Zone Background Criteria (filtered) is 1,020 µg/L.
- The MCL for Manganese is 50 µg/L. The RSL is 320 µg/L.

Nickel
- Bedrock Zone: None. The Groundwater Bedrock Zone Background Criteria (filtered) is 83.4 µg/L**.**
- Unconsolidated Zone: FWGmw-001 (2.7 µg/L J), FWGmw-004 (20 µg/L J), FWGmw-010 (48 µg/L), FWGmw-014 (2.7 µg/L J), FWGmw-015 (5.0 µg/L J), LL11mw-011 (4.5 µg/L J), LL1mw-087 (300 µg/L J), LL12m-185 (9.6 µg/L), Ll12mw-187 (21 µg/L), LL12mw-245 (12 µg/L), LL12mw-246 (3.3 µg/L B), and WBGmw-007 (2.2 µg/L J). The Groundwater Unconsolidated Zone Background Criteria (filtered) is 0 µg/L.

- There is no MCL for Nickel. The RSL is 760 μg/L.

Vanadium

- Bedrock Zone: None. The Groundwater Bedrock Zone Background Criteria (filtered) is 0 μg/L.
- Unconsolidated Zone: FWGmw-004 (27 μg/L J), LL1mw-087 (180 μg/L), and LL12mw-245 (6.4 μg/L B). The Groundwater Unconsolidated Zone Background Criteria (filtered) is 0 μg/L.
- There is no MCL for Vanadium. The RSL is 4,700 μg/L.

Zinc

- Bedrock Zone: None. The Groundwater Bedrock Zone Background Criteria (filtered) is 52.3 μg/L.
- Unconsolidated Zone: LL1mw-087 (670 μg/L). The Groundwater Unconsolidated Zone Background Criteria (filtered) is 60.9 μg/L

Several inorganic compounds were detected at levels exceeding the MCLs and/or RSLs. These included aluminum, arsenic, beryllium, cobalt, chromium, cyanide, iron, lead, manganese, and vanadium in wells from all areas sampled. Note that the inorganic levels for LL1mw-087 appear significantly higher than from the April 2012 monitoring event. EQM believes that inorganic sample taken from this well during the July monitoring event was not field filtered (i.e., an error occurred during sampling and the filtered was not used). This will be corrected and the differences in detections monitored for the October 2012 event. These compounds were also detected at concentrations exceeding the Facility-Wide Background Criteria for many of the wells. Table 4-1 in Section 4 presents a summary of all inorganic compounds and the associated wells that had detections exceeding MCLs and/or the RSLs.

The facility-wide groundwater conditions are currently being evaluated under the remedial investigation/feasibility study. This will include an evaluation of aluminum, manganese, arsenic, cobalt, iron, and thallium related to exceedances of MCLs/RSLs. To date there have been no elevated concentrations of the subject parameters found in the groundwater that would pose an immediate threat to human health or the environment.

Table 3-4. FWGWMP July 2012 Inorganics Analytical Results

Station ID				B12mw-012	B12mw-013	BKGmw-005	BKGmw-021	CBLmw-005	CBPmw-002	CBPmw-009
Sample ID		MCL	USEPA RSL	FWGB12mw-012C-0066-GF	FWGB12mw-013-0067-GF	FWGBKGmw-005C-0068-GF	FWGBKGmw-021C-0069-GF	FWGCBLmw-005-0071-GF	FWGCBPmw-002C-0072-GF	FWGCBPmw-009-0073-GF
Date Collected				7/25/2012	7/25/2012	7/24/2012	7/25/2012	7/24/2012	7/24/2012	7/24/2012
Sample Type				Grab	Grab	Grab	Grab	Grab	Grab	Grab
Analyte	Units									
Aluminum	µg/L	200	16000	**130**	**120**	60 U	60	**53 J**	60 U	60 U
Antimony	µg/L	6	6	**0.25 J**	0.50 U	0.50 U	0.50 U	0.50 U	0.50 U	0.50 U
Arsenic	µg/L	10	0.045	10 U	10 U	10 U	10 U	10 U	**15**	10 U
Barium	µg/L	2000	2900	5.0 U	**3.9 J**	**13**	**31**	**55**	**9.1**	**74**
Beryllium	µg/L	4	16	0.10 U	0.10 U	0.10 U	0.10 U	**0.12**	0.10 U	0.10 U
Cadmium	µg/L	5	6.9	0.047 U	0.070 U	0.070 U	0.070 U	0.10 U	0.070 U	0.070 U
Calcium	µg/L	NS	NS	**45000**	**28000**	**85000**	**75000**	**14000**	**170000**	**79000**
Chromium	µg/L	100	16000	4.0 U	4.0 U	**1.8 JB**	**1.7 J**	**2.2 JB**	**2.1 JB**	4.0 U
Cobalt	µg/L	NS	4.7	4.0 U	4.0 U	4.0 U	4.0 U	4.0 U	**2.0 J**	4.0 U
Copper	µg/L	1300	620	10 U	10 U	10 U	10 U	10 U	10 U	10 U
Cyanide	mg/L	0.2	0.0014	N/A	0.010 U	N/A	N/A	0.010 U	N/A	0.010 U
Iron	µg/L	300	11000	**790**	**630**	100 U	**64 J**	100 U	**930**	**520**
Lead	µg/L	15	NS	5.0 U	5.0 U	5.0 U	5.0 U	5.0 U	5.0 U	5.0 U
Magnesium	µg/L	NS	NS	**33000**	**17000**	**19000**	**33000**	**5500**	**100000**	**26000**
Manganese	µg/L	50	320	**70**	**160**	5.0 U	**2.4 J**	**18**	**140**	**100**
Mercury	µg/L	2	0.63	0.20 U	0.20 U	0.20 U	0.20 U	0.20 U	0.20 U	0.20 U
Nickel	µg/L	NS	760	**2.4 J**	**3.5 J**	5.0 U	5.0 U	**9.3**	5.0 U	5.0 U
Potassium	µg/L	NS	NS	**2600**	**2200**	**1200**	**850 B**	**1000**	**3800**	**1900**
Selenium	µg/L	50	78	10 U	10 U	10 U	10 U	10 U	10 U	10 U
Silver	µg/L	100	71	5.0 U	5.0 U	5.0 U	5.0 U	5.0 U	5.0 U	5.0 U
Sodium	µg/L	NS	NS	**14000**	**8200**	**7300**	**6600**	**3700**	**53000**	**13000**
Thallium	µg/L	2	0.16	1.0 U	1.0 U	1.0 U	1.0 U	1.0 U	1.0 U	1.0 U
Vanadium	µg/L	NS	78	1.9 U	4.0 U	4.0 U	4.0 U	4.0 U	4.0 U	4.0 U
Zinc	µg/L	5000	4700	**10 J**	20 U	20 U	20 U	12 J	20 U	20 U

Notes:

NS = no standard

Bold = detected compound above the MDL

N/A = not analyzed

Table 3-4. FWGWMP July 2012 Inorganics Analytical Results

Station ID				DA2mw-108	DA2mw-114	DA2mw-115	DETmw-003	DETmw-004	EBGmw-125	EBGmw-131
Sample ID		MCL	USEPA RSL	FWGDA2mw-108C-0074-GF	FWGDA2mw-114-0075-GF	FWGDA2mw-115-0076-GF	FWGDETmw-003C-0077-GF	FWGDETmw-004C-0078-GF	FWGEBGmw-125C-0081-GF	FWGEBGmw-131-0080-GF
Date Collected				7/26/2012	7/26/2012	7/26/2012	7/26/2012		7/23/2012	7/23/2012
Sample Type				Grab	Grab	Grab	Grab	Grab	Grab	Grab
Analyte	Units									
Aluminum	µg/L	200	16000	60 U	60 U	**22 J**	60 U	60 U	**51 J**	60 U
Antimony	µg/L	6	6	0.50 U	0.50 U	**0.23 J**	0.50 U	**0.95**	0.50 U	0.50 U
Arsenic	µg/L	10	0.045	10 U	10 U	10 UJ	**9.8 J**	10 U	**20**	10 U
Barium	µg/L	2000	2900	**36**	**26**	**20**	**42**	**64**	**70**	**98**
Beryllium	µg/L	4	16	0.10 U	0.10 U	0.10 U	0.10 U	0.10 U	0.10 U	0.10 U
Cadmium	µg/L	5	6.9	0.070 U	0.070 U	0.070 U	0.080 UJ	0.064 UJ	0.070 U	0.070 U
Calcium	µg/L	NS	NS	**98000**	**110000**	**100000**	**83000**	**140000**	**64000**	**72000**
Chromium	µg/L	100	16000	**3.0 JB**	3.5 UJB	2.6 UJB	3.2 UJB	2.6 UJB	4.0 U	4.0 U
Cobalt	µg/L	NS	4.7	4.0 U	4.0 U	4.0 U	4.0 U	4.0 U	4.0 U	4.0 U
Copper	µg/L	1300	620	10 U	10 U	10 U	10 U	10 U	10 U	10 U
Cyanide	mg/L	0.2	0.0014	N/A	0.010 U	0.010 U	0.010 U	0.010 U	N/A	0.010 U
Iron	µg/L	300	11000	**2500**	**860**	**300**	**1300**	100 U	**7000 J**	**510 J**
Lead	µg/L	15	NS	5.0 U	5.0 U	5.0 U	5.0 U	5.0 U	5.0 U	5.0 U
Magnesium	µg/L	NS	NS	**36000**	**36000**	**28000**	**30000**	**30000**	**9200**	**27000**
Manganese	µg/L	50	320	**290 J**	**78 J**	**92 J**	**230 J**	**4.7 J**	**690**	**120**
Mercury	µg/L	2	0.63	0.20 U	**0.14 J**	0.20 U	0.20 U	0.20 U	0.20 U	0.20 U
Nickel	µg/L	NS	760	2.4 UB	2.8 UB	2.5 UB	5.0 U	2.5 U	5.0 U	5.0 U
Potassium	µg/L	NS	NS	**3300**	**3900**	**4000**	**1800**	**1800**	**1000**	**1500**
Selenium	µg/L	50	78	10 U	10 U	10 U	10 U	10 U	10 U	10 U
Silver	µg/L	100	71	5.0 U	5.0 U	5.0 U	5.0 U	5.0 U	5.0 U	5.0 U
Sodium	µg/L	NS	NS	**9300**	**12000**	**11000**	**10000**	**5400**	**3900**	**2300**
Thallium	µg/L	2	0.16	1.0 U	1.0 U	1.0 U	0.66 U	0.40 UB	1.0 U	1.0 U
Vanadium	µg/L	NS	78	4.0 U	4.0 U	1.7 UJ	4.0 U	4.0 U	4.0 U	1.5 U
Zinc	µg/L	5000	4700	20 U	20 U	20 U	20 U	**18 J**	20 U	20 U

Notes:

NS = no standard

Bold = detected compound above the MDL

N/A = not analyzed

Table 3-4. FWGWMP July 2012 Inorganics Analytical Results

Station ID				FWGmw-001	FWGmw-002	FWGmw-003	FWGmw-004	FWGmw-005	FWGmw-006	FWGmw-007
Sample ID		MCL	USEPA RSL	FWGFWGmw-001-0081-GF	FWGFWGmw-002-0082-GF	FWGFWGmw-003-0083-GF	FWGFWGmw-004-0084-GF	FWGFWGmw-005-0085-GF	FWGFWGmw-006-0086-GF	FWGFWGmw-007-0087-GF
Date Collected				7/25/2012	7/25/2012	7/25/2012	7/25/2012	7/25/2012	7/24/2012	7/25/2012
Sample Type				Grab	Grab	Grab	Grab	Grab	Grab	Grab
Analyte	Units									
Aluminum	µg/L	200	16000	**510**	60 U	**320**	**14000**	**26 J**	60 U	60 U
Antimony	µg/L	6	6	0.50 U	0.50 U	0.50 U	**0.29 J**	0.50 U	0.50 U	0.50 U
Arsenic	µg/L	10	0.045	10 U	10 U	**3.3 J**	**9.1 J**	10 U	10 U	10 U
Barium	µg/L	2000	2900	**17**	**87**	**59**	**99**	**50**	**27**	**27**
Beryllium	µg/L	4	16	0.10 U	0.10 U	0.10 U	**0.71**	0.10 U	0.10 U	0.10 U
Cadmium	µg/L	5	6.9	0.052 U	0.070 U	0.070 U	0.051 U	0.070 U	0.070 U	0.047 U
Calcium	µg/L	NS	NS	**22000**	**46000**	**77000**	**81000 J**	**46000 J**	**43000**	**160000**
Chromium	µg/L	100	16000	4.0 U	4.0 U	4.0 U	**23 J**	4.0 U	4.0 U	4.0 U
Cobalt	µg/L	NS	4.7	4.0 U	4.0 U	4.0 U	**7.8**	**2.0 J**	4.0 U	4.0 U
Copper	µg/L	1300	620	10 U	10 U	10 U	**17**	10 U	10 U	10 U
Cyanide	mg/L	0.2	0.0014	0.010 U	0.010 U	0.010 U	0.010 U	0.010 U	0.010 U	0.010 U
Iron	µg/L	300	11000	**600**	**820**	**490**	**22000**	**3300**	**12000**	100 U
Lead	µg/L	15	NS	5.0 U	5.0 U	5.0 U	**8.9**	5.0 U	5.0 U	5.0 U
Magnesium	µg/L	NS	NS	**7100**	**14000**	**19000**	**41000**	**15000**	**20000**	**97000**
Manganese	µg/L	50	320	**17**	**140**	**540**	**320**	**340**	**2700**	**130**
Mercury	µg/L	2	0.63	0.20 U	0.20 U	0.20 U	0.20 U	0.20 U	0.20 U	0.20 U
Nickel	µg/L	NS	760	**2.7 J**	5.0 U	5.0 U	**20**	2.5 UB	5.0 U	5.0 U
Potassium	µg/L	NS	NS	**1400 B**	**7700**	**2200**	**5500**	**1800**	1500 U	**2300**
Selenium	µg/L	50	78	10 U	10 U	10 U	10 U	10 U	10 U	10 U
Silver	µg/L	100	71	5.0 U	5.0 U	5.0 U	5.0 U	5.0 U	5.0 U	5.0 U
Sodium	µg/L	NS	NS	**3200**	**21000**	**5000**	**4000**	**5800**	**7400**	**12000**
Thallium	µg/L	2	0.16	1.0 U	1.0 U	1.0 U	1.0 U	1.0 U	1.0 U	1.0 U
Vanadium	µg/L	NS	78	4.0 U	4.0 U	2.2 U	**27**	4.0 U	4.0 U	4.0 U
Zinc	µg/L	5000	4700	20 U	20 U	**20 U**	**55**	20 U	20 U	20 U

Notes:

NS = no standard

Bold = detected compound above the MDL

N/A = not analyzed

Table 3-4. FWGWMP July 2012 Inorganics Analytical Results

Station ID				FWGmw-008	FWGmw-009	FWGmw-010	FWGmw-011	FWGmw-012	FWGmw-013	FWGmw-014
Sample ID		MCL	USEPA RSL	FWGFWGmw-008-0088-GF	FWGFWGmw-009-0089-GF	FWGFWGmw-010-0090-GF	FWGFWGmw-011-0091-GF	FWGFWGmw-012-0092-GF	FWGFWGmw-013-0093-GF	FWGFWGmw-014-0094-GF
Date Collected				7/25/2012	7/23/2012	7/23/2012	7/23/2012	7/23/2012	7/25/2012	7/24/2012
Sample Type				Grab	Grab	Grab	Grab	Grab	Grab	Grab
Analyte	Units									
Aluminum	µg/L	200	16000	**24 J**	60 U	60 U	**190**	60 U	60 U	60 U
Antimony	µg/L	6	6	0.50 U	0.50 U	0.50 U	**0.25 J**	0.50 U	0.50 U	0.50 U
Arsenic	µg/L	10	0.045	**7.4 J**	**8.5 J**	**7.2 J**	**3.3 J**	10 U	10 U	10 U
Barium	µg/L	2000	2900	**34**	**46**	**47**	**47**	**15**	**23**	**30**
Beryllium	µg/L	4	16	0.10 U	0.10 U	0.10 U	0.10 U	0.10 U	0.10 U	0.10 U
Cadmium	µg/L	5	6.9	0.070 U	0.070 U	**0.046 J**	0.070 U	0.070 U	0.070 U	0.070 U
Calcium	µg/L	NS	NS	**100000 J**	**83000 J**	**9000**	**79000**	**23000**	**55000 J**	**81000**
Chromium	µg/L	100	16000	1.8 UJ	4.0 U	4.0 U	4.0 U	4.0 U	4.0 U	**6.7 JB**
Cobalt	µg/L	NS	4.7	4.0 U	4.0 U	**27**	4.0 U	4.0 U	4.0 U	4.0 U
Copper	µg/L	1300	620	10 U	10 U	10 U	10 U	10 U	10 U	10 U
Cyanide	mg/L	0.2	0.0014	0.010 U	0.010 U	0.010 U	0.010 U	0.010 U	0.010 U	0.010 U
Iron	µg/L	300	11000	**620**	**810**	**24000 J**	**940 J**	**1800 J**	100 U	100 U
Lead	µg/L	15	NS	5.0 U	5.0 U	5.0 U	5.0 U	5.0 U	5.0 U	5.0 U
Magnesium	µg/L	NS	NS	**25000**	**23000**	**3600**	**15000**	**5400**	**25000**	**20000**
Manganese	µg/L	50	320	**660**	**150**	**1700**	**260**	**95**	**480**	**200**
Mercury	µg/L	2	0.63	0.20 U	0.20 U	0.20 U	0.20 U	0.20 U	**0.12 J**	0.20 U
Nickel	µg/L	NS	760	5.0 U	5.0 U	**48**	5.0 U	5.0 U	5.0 U	**2.7 J**
Potassium	µg/L	NS	NS	**1800**	**1200**	**3100**	**960**	**840 J**	**2900**	**2100**
Selenium	µg/L	50	78	10 U	10 U	10 U	10 U	10 U	10 U	10 U
Silver	µg/L	100	71	5.0 U	5.0 U	5.0 U	5.0 U	5.0 U	5.0 U	5.0 U
Sodium	µg/L	NS	NS	**5600**	**6800**	**2400**	**5500**	**5500**	**7000**	**5000**
Thallium	µg/L	2	0.16	1.0 U	1.0 U	1.0 U	1.0 U	1.0 U	1.0 U	1.0 U
Vanadium	µg/L	NS	78	4.0 U	2.9 U	4.0 U	4.0 U	4.0 U	4.0 U	4.0 U
Zinc	µg/L	5000	4700	20 U	20 U	**10 B**	20 U	20 U	20 U	20 U

Notes:

NS = no standard

Bold = detected compound above the MDL

N/A = not analyzed

Table 3-4. FWGWMP July 2012 Inorganics Analytical Results

Station ID				FWGmw-015	FWGmw-016	LL1mw-064	LL1mw-065	LL1mw-086	LL1mw-087	LL2mw-059
Sample ID		MCL	USEPA RSL	FWGFWGmw-015-0095-GF	FWGFWGmw-016-0096-GF	FWGLL1mw-064C-0109-GF	FWGLL1mw-065C-0110-GF	FWGLL1mw-086-0111-GF	FWGLL1mw-087-0112-GF	FWGLL2mw-059C-0113-GF
Date Collected				7/25/2012	7/25/2012	7/23/2012	7/23/2012	7/23/2012	7/23/2012	7/23/2012
Sample Type				Grab	Grab	Grab	Grab	Grab	Grab	Grab
Analyte	Units									
Aluminum	µg/L	200	16000	**310**	60 U	60 U	60 U	60 U	**120000**	60 U
Antimony	µg/L	6	6	0.50 U	0.50 U	**0.79**	0.50 U	0.50 U	**1.0**	0.50 U
Arsenic	µg/L	10	0.045	10 U	**4.8 J**	**3.5 J**	10 U	10 U	**170**	**4.6 J**
Barium	µg/L	2000	2900	**22**	**52**	**44**	**47**	**46**	**330**	**59**
Beryllium	µg/L	4	16	0.10 U	0.10 U	0.10 U	0.10 U	0.10 U	**5.6**	**0.048 J**
Cadmium	µg/L	5	6.9	0.033 U	0.070 U	0.070 U	0.070 U	0.070 U	0.53 U	0.070 U
Calcium	µg/L	NS	NS	**280000**	**100000**	**57000**	**77000**	**59000**	**200000**	**30000**
Chromium	µg/L	100	16000	**1.7 J**	4.0 U	4.0 U	4.0 U	4.0 U	**160**	4.0 U
Cobalt	µg/L	NS	4.7	**2.6 J**	4.0 U	4.0 U	4.0 U	4.0 U	**120**	**8.4**
Copper	µg/L	1300	620	10 U	10 U	10 U	10 U	10 U	**200**	10 U
Cyanide	mg/L	0.2	0.0014	0.010 U	0.010 U	N/A	N/A	0.010 U	0.010 U	N/A
Iron	µg/L	300	11000	**490**	**610**	**490 J**	100 UJ	**1100 J**	**340000 J**	**3000 J**
Lead	µg/L	15	NS	5.0 U	5.0 U	5.0 U	5.0 U	5.0 U	**93**	5.0 U
Magnesium	µg/L	NS	NS	**230000**	**27000**	**9600**	**19000**	**26000**	**100000**	**11000**
Manganese	µg/L	50	320	**730**	**190**	**110**	**180**	**540**	**4800**	**1000**
Mercury	µg/L	2	0.63	0.20 U	0.20 U	0.20 U	0.20 U	0.20 U	0.20 U	0.20 U
Nickel	µg/L	NS	760	**5.0**	5.0 U	5.0 U	5.0 U	5.0 U	**300**	**4.3 J**
Potassium	µg/L	NS	NS	**4500**	**2000**	**780 J**	**1000**	**12000**	**19000**	**820 J**
Selenium	µg/L	50	78	10 U	10 U	10 U	10 U	10 U	10 U	10 U
Silver	µg/L	100	71	5.0 U	5.0 U	5.0 U	5.0 U	5.0 U	5.0 U	5.0 U
Sodium	µg/L	NS	NS	**41000**	**11000**	**4400**	**9200**	**7900**	**6900**	**3400**
Thallium	µg/L	2	0.16	1.0 U	1.0 U	1.0 U	1.0 U	1.0 U	1.4 U	1.0 U
Vanadium	µg/L	NS	78	1.8 U	4.0 U	4.0 U	1.8 U	4.0 U	**180**	4.0 U
Zinc	µg/L	5000	4700	**19 J**	20 U	20 U	20 U	20 U	**670**	20 U

Notes:

NS = no standard

Bold = detected compound above the MDL

N/A = not analyzed

Table 3-4. FWGWMP July 2012 Inorganics Analytical Results

Station ID				LL2mw-265	LL3mw-241	LL3mw-242	LL3mw-244	LL3mw-245	LL4mw-199	LL4mw-201
Sample ID		MCL	USEPA RSL	FWGLL2mw-265C-0114-GF	FWGLL3mw-241C-0115-GF	FWGLL3mw-242C-0116-GF	FWGLL3mw-244-0117-GF	FWGLL3mw-245-0118-GF	FWGLL4mw-199C-0119-GF	FWGLL4mw-201-0120-GF
Date Collected				7/23/2012	7/24/2012	7/25/2012	7/3/2012	7/25/2012	7/23/2012	7/23/2012
Sample Type				Grab	Grab	Grab	Grab	Grab	Grab	Grab
Analyte	Units									
Aluminum	µg/L	200	16000	60 U	60 U	60 U	60 U	60 U	**98**	**42 J**
Antimony	µg/L	6	6	0.50 U	0.50 U	0.50 U	**0.34 J**	0.50 U	**0.30 J**	**0.89**
Arsenic	µg/L	10	0.045	10 U	10 U	10 U	10 U	10 U	**11**	**30**
Barium	µg/L	2000	2900	**9.8**	**3.3 J**	**6.9**	**16**	**47**	**100**	**82**
Beryllium	µg/L	4	16	0.10 U	0.10 U	0.10 U	0.10 U	0.10 U	0.10 U	0.10 U
Cadmium	µg/L	5	6.9	0.070 U	0.070 U	0.070 U	0.070 U	0.070 U	0.070 U	0.070 U
Calcium	µg/L	NS	NS	**78000**	**20000**	**14000**	**24000**	**110000**	**89000**	**96000**
Chromium	µg/L	100	16000	4.0 U	4.0 U	4.0 U	4.0 U	4.0 U	4.0 U	4.0 U
Cobalt	µg/L	NS	4.7	**4.6**	4.0 U	4.0 U	4.0 U	4.0 U	4.0 U	4.0 U
Copper	µg/L	1300	620	10 U	10 U	10 U	10 U	10 U	10 U	10 U
Cyanide	mg/L	0.2	0.0014	N/A	N/A	N/A	0.010 U	0.010 U	N/A	0.010 U
Iron	µg/L	300	11000	**3500 J**	**79 J**	100 U	100 UJ	**460**	**3400 J**	**890 J**
Lead	µg/L	15	NS	5.0 U	5.0 U	5.0 U	5.0 U	5.0 U	5.0 U	5.0 U
Magnesium	µg/L	NS	NS	**24000**	**8200**	**6100**	**8000**	**37000**	**22000**	**29000**
Manganese	µg/L	50	320	**660**	**7.7 B**	5.0 U	**2.7 J**	**26**	**300**	**150**
Mercury	µg/L	2	0.63	0.20 U	0.20 U	0.20 U	0.20 U	0.20 U	0.20 U	0.20 U
Nickel	µg/L	NS	760	**12**	5.0 U	5.0 U	5.0 U	5.0 U	5.0 U	5.0 U
Potassium	µg/L	NS	NS	**760 J**	**960**	**1000 B**	**1300**	**7100**	**1300**	**1900**
Selenium	µg/L	50	78	10 U	10 U	10 U	10 U	10 U	10 U	10 U
Silver	µg/L	100	71	5.0 U	5.0 U	5.0 U	5.0 U	5.0 U	5.0 U	5.0 U
Sodium	µg/L	NS	NS	**10000**	**3600**	**11000**	**3200**	**23000**	**7700**	**11000**
Thallium	µg/L	2	0.16	1.0 U	1.0 U	1.0 U	1.0 U	1.0 U	1.0 U	1.0 U
Vanadium	µg/L	NS	78	1.4 U	4.0 U	4.0 U	4.0 U	4.0 U	4.0 U	4.0 U
Zinc	µg/L	5000	4700	20 U	20 U	20 U	20 U	20 U	20 U	20 U

Notes:

NS = no standard

Bold = detected compound above the MDL

N/A = not analyzed

Table 3-4. FWGWMP July 2012 Inorganics Analytical Results

Station ID				LL6mw-002	LL6mw-005	LL6mw-008	LL6mw-009	LL10mw-003	LL11mw-007	LL11mw-011
Sample ID		MCL	USEPA RSL	FWGLL6mw-002C-0121-GF	FWGLL6mw-005C-0122-GF	FWGLL6mw-008-0123-GF	FWGLL6mw-009-0124-GF	FWGLL10mw-003C-0097-GF	FWGLL11mw-007C-0098-GF	FWGLL11mw-011-0099-GF
Date Collected				7/25/2012	7/25/2012	7/25/2012	7/25/2012	7/26/2012	7/25/2012	7/24/2012
Sample Type				Grab	Grab	Grab	Grab	Grab	Grab	Grab
Analyte	Units									
Aluminum	µg/L	200	16000	**5100**	60 U	60 U	60 U	60 U	60 U	**2400**
Antimony	µg/L	6	6	**0.23 J**	**0.75**	0.50 U	0.50 U	**0.28 J**	0.50 U	0.50 U
Arsenic	µg/L	10	0.045	**6.3 J**	**20**	10 U	**7.7 J**	10 U	20	**6.9 J**
Barium	µg/L	2000	2900	**43**	**63**	**26**	**30**	5.0 U	**70**	**54**
Beryllium	µg/L	4	16	**0.27**	0.10 U	**0.14**	0.10 U	0.10 U	0.10 U	**0.11**
Cadmium	µg/L	5	6.9	0.027 U	0.070 U	0.061 U	0.070 U	0.070 U	0.070 U	0.070 U
Calcium	µg/L	NS	NS	**130000 J**	**83000 J**	**120000 J**	**92000**	**53000**	**79000**	**61000**
Chromium	µg/L	100	16000	8.1 UJ	4.0 U	4.0 U	4.0 U	1.6 UJB	4.0 U	**3.9 JB**
Cobalt	µg/L	NS	4.7	**2.5 J**	4.0 U	**1.8 J**	**3.1 J**	4.0 U	4.0 U	**1.6 J**
Copper	µg/L	1300	620	**6.4 J**	10 U	10 U	10 U	10 U	10 U	**5.4 J**
Cyanide	mg/L	0.2	0.0014	N/A	N/A	0.010 U	0.010 U	N/A	N/A	0.010 U
Iron	µg/L	300	11000	**8000**	**1100**	100 U	**2900**	100 U	**990**	**4300**
Lead	µg/L	15	NS	**3.2 J**	5.0 U	5.0 U	5.0 U	5.0 U	5.0 U	**1.8 J**
Magnesium	µg/L	NS	NS	**27000**	**26000**	**43000**	**31000**	**16000**	**28000**	**17000**
Manganese	µg/L	50	320	**100**	**490**	**1500**	**600**	5.0 U	**180**	**420**
Mercury	µg/L	2	0.63	0.20 U	0.20 U	0.20 U	0.20 U	0.20 U	0.20 U	0.20 U
Nickel	µg/L	NS	760	7.0 UB	5.0 U	5.0 U	5.0 U	5.0 U	5.0 U	**4.5 J**
Potassium	µg/L	NS	NS	**2500**	**1200**	**1600**	**1900**	**700 J**	**1400 B**	**1800**
Selenium	µg/L	50	78	10 U	10 U	10 U	10 U	10 U	10 U	10 U
Silver	µg/L	100	71	5.0 U	5.0 U	5.0 U	5.0 U	5.0 U	5.0 U	5.0 U
Sodium	µg/L	NS	NS	**2400**	**8800**	**3100**	**13000**	**9300**	**13000**	**8600**
Thallium	µg/L	2	0.16	1.0 U	0.34 U	0.54 U	1.0 U	1.0 U	1.0 U	1.0 U
Vanadium	µg/L	NS	78	8.3 U	4.0 U	4.0 U	4.0 U	4.0 U	4.0 U	**5.2 B**
Zinc	µg/L	5000	4700	**28**	20 U	20 U	**18 J**	20 U	20 U	**20**

Notes:

NS = no standard

Bold = detected compound above the MDL

N/A = not analyzed

Table 3-4. FWGWMP July 2012 Inorganics Analytical Results

Station ID				LL11mw-012	LL12mw-185	LL12mw-187	L12mw-242	LL12mw-245	LL12mw-246	LL12mw-247
Sample ID		MCL	USEPA RSL	FWGLL11mw-012-0100-GF	FWGLL12mw-185C-0103-GF	FWGLL12mw-187C-0104-GF	FWGLL12mw-242C-0105-GF	FWGLL12mw-245C-0106-GF	FWGLL12mw-246C-0107-GF	FWGLL12mw-247-0108-GF
Date Collected				7/24/2012	7/24/2012	7/26/2012	7/25/2012	7/24/2012	7/26/2012	7/24/2012
Sample Type				Grab	Grab	Grab	Grab	Grab	Grab	Grab
Analyte	Units									
Aluminum	µg/L	200	16000	60 U	**64**	60 U	**30 J**	**4000**	60 U	**25 J**
Antimony	µg/L	6	6	0.50 U	**0.39 J**	0.50 U	0.50 U	**0.73**	0.50 U	**1.0**
Arsenic	µg/L	10	0.045	10 U	**3.5 J**	**4.8 J**	**21**	**9.9 J**	**33**	**7.6 J**
Barium	µg/L	2000	2900	**43**	**43**	**240**	**21**	**43**	**37**	**30**
Beryllium	µg/L	4	16	0.10 U	0.10 U	0.10 U	0.10 U	**0.19**	0.10 U	0.10 U
Cadmium	µg/L	5	6.9	0.070 U	0.27 U	0.073 UJ	0.070 U	0.099 U	0.070 U	0.028 U
Calcium	µg/L	NS	NS	**87000**	**680000**	**940000**	**73000**	**150000**	**110000**	**100000**
Chromium	µg/L	100	16000	**3.9 JB**	4.0 U	3.4 UJB	4.0 U	**7.6 JB**	2.9 UJB	4.0 U
Cobalt	µg/L	NS	4.7	4.0 U	**2.5 J**	**10**	4.0 U	**5.0**	4.0 U	4.0 U
Copper	µg/L	1300	620	10 U	20 U	**12 J**	10 U	**8.7 J**	10 U	10 U
Cyanide	mg/L	0.2	0.0014	0.010 U	N/A	N/A	N/A	N/A	N/A	0.010 U
Iron	µg/L	300	11000	**190**	100 U	100 U	**850**	**7800**	**1300**	**430**
Lead	µg/L	15	NS	5.0 U	5.0 U	5.0 U	5.0 U	**3.3 J**	5.0 U	5.0 U
Magnesium	µg/L	NS	NS	**21000**	**280000**	**280000**	**47000**	**70000**	**54000**	**55000**
Manganese	µg/L	50	320	**83**	**1700**	**2000 J**	**60**	**180**	**64 J**	**180**
Mercury	µg/L	2	0.63	0.20 U	0.20 U	0.20 U	0.20 U	0.20 U	0.20 U	**0.18 J**
Nickel	µg/L	NS	760	5.0 U	**9.6**	**21**	5.0 U	**12**	**3.3 B**	5.0 U
Potassium	µg/L	NS	NS	**3500**	**8600**	**48000**	**1900**	**5000**	**4200**	**3200**
Selenium	µg/L	50	78	10 U	10 U	10 U	10 U	10 U	10 U	10 U
Silver	µg/L	100	71	5.0 U	5.0 U	5.0 U	5.0 U	5.0 U	5.0 U	5.0 U
Sodium	µg/L	NS	NS	**12000**	**55000**	**31000**	**33000**	**23000**	**22000**	**24000**
Thallium	µg/L	2	0.16	1.0 U	1.0 U	0.77 UB	1.0 U	1.0 U	1.0 U	0.32 U
Vanadium	µg/L	NS	78	4.0 U	4.0 U	**2.1 J**	4.0 U	**6.4 B**	4.0 U	4.0 U
Zinc	µg/L	5000	4700	20 U	**9.5 J**	20 U	**28**	**29**	20 U	20 U

Notes:

NS = no standard

Bold = detected compound above the MDL

N/A = not analyzed

Table 3-4. FWGWMP July 2012 Inorganics Analytical Results

Station ID				NTAmw-109	NTAmw-119	RQLmw-007	RQlmw-008	RQLmw-009	SCFmw-002	SCFmw-004
Sample ID		MCL	USEPA RSL	FWGNTAmw-109C-0125-GF	FWGNTAmw-119-0126-GF	FWGRQLmw-007C-0127-GF	FWGRQLmw-008C-0128-GF	FWGRQLmw-009C-0129-GF	FWGSCFmw-002-0130-GF	FWGSCFmw-004-0131-GF
Date Collected				7/25/2012	7/25/2012	7/23/2012	7/23/2012	7/23/2012	7/24/2012	7/23/2012
Sample Type				Grab	Grab	Grab	Grab	Grab	Grab	Grab
Analyte	Units									
Aluminum	µg/L	200	16000	**38 J**	60 U	60 U	60 U	60 U	60 U	60 U
Antimony	µg/L	6	6	0.50 U	0.50 U	0.50 U	0.50 U	**0.50**	0.50 U	0.50 U
Arsenic	µg/L	10	0.045	10 U	10 U	**43**	**45**	**33**	**15**	10 U
Barium	µg/L	2000	2900	**26**	**82**	**50**	**140**	**49**	**41**	**82**
Beryllium	µg/L	4	16	0.10 U	0.10 U	0.10 U	**0.050 J**	0.10 U	**0.12**	0.10 U
Cadmium	µg/L	5	6.9	0.027 U	0.070 U	0.070 U	0.070 U	0.070 U	0.070 U	0.070 U
Calcium	µg/L	NS	NS	**6400**	**81000**	**140000**	**80000**	**36000**	**85000**	**150000**
Chromium	µg/L	100	16000	4.0 U	4.0 U	4.0 U	4.0 U	4.0 U	4.0 U	4.0 U
Cobalt	µg/L	NS	4.7	4.0 U	4.0 U	**5.3**	4.0 U	**5.3**	4.0 U	4.0 U
Copper	µg/L	1300	620	10 U	10 U	10 U	10 U	10 U	10 U	10 U
Cyanide	mg/L	0.2	0.0014	N/A	0.010 U	0.010 U	0.010 U	0.010 U	N/A	N/A
Iron	µg/L	300	11000	**880**	**3100**	**11000 J**	**110000 J**	**13000 J**	**350**	100 UJ
Lead	µg/L	15	NS	5.0 U	5.0 U	5.0 U	5.0 U	5.0 U	5.0 U	5.0 U
Magnesium	µg/L	NS	NS	**3500**	**21000**	**91000**	**62000**	**47000**	**28000**	**60000**
Manganese	µg/L	50	320	**32**	**330**	**1700**	**760**	**2400**	**69**	**690**
Mercury	µg/L	2	0.63	0.20 U	0.20 U	0.20 U	0.20 U	0.20 U	0.20 U	0.20 U
Nickel	µg/L	NS	760	5.0 U	5.0 U	**8.8**	**2.4 J**	**5.3**	5.0 U	5.0 U
Potassium	µg/L	NS	NS	**1300 B**	**2000**	**8400**	**5300**	**4200**	**2500**	**2700**
Selenium	µg/L	50	78	10 U	10 U	10 U	10 U	10 U	10 U	10 U
Silver	µg/L	100	71	5.0 U	5.0 U	5.0 U	5.0 U	5.0 U	5.0 U	5.0 U
Sodium	µg/L	NS	NS	**1400**	**7800**	**5900**	**14000**	**1200**	**21000**	**10000**
Thallium	µg/L	2	0.16	1.0 U	1.0 U	1.0 U	0.53 U	0.47 U	0.60 U	1.0 U
Vanadium	µg/L	NS	78	4.0 U	4.0 U	1.5 U	4.0 U	4.0 U	4.0 U	1.4 U
Zinc	µg/L	5000	4700	20 U	**11 J**	20 U	20 U	20 U	20 U	20 U

Notes:

NS = no standard

Bold = detected compound above the MDL

N/A = not analyzed

Table 3-4. FWGWMP July 2012 Inorganics Analytical Results

Station ID				WBGmw-006	WBGmw-007	WBGmw-009	WBGmw-018	WBGmw-019	WBGmw-020	WBGmw-021
Sample ID		MCL	USEPA RSL	FWGWBGmw-006C-0132-GF	FWGWBGmw-007C-0133-GF	FWGWBGmw-009C-0134-GF	FWGWBGmw-018-0135-GF	FWGWBGmw-019-0136-GF	FWGWBGmw-020-0137-GF	FWGWBGmw-021-0138-GF
Date Collected				7/24/2012	7/24/2012	7/24/2012	7/24/2012	7/24/2012	7/24/2012	7/24/2012
Sample Type				Grab	Grab	Grab	Grab	Grab	Grab	Grab
Analyte	Units									
Aluminum	µg/L	200	16000	60 U	60 U	60 U	60 U	60 U	60 U	60 U
Antimony	µg/L	6	6	0.50 U	0.50 U	0.50 U	**0.77**	0.50 U	0.50 U	0.50 U
Arsenic	µg/L	10	0.045	10 U	**7.9 J**	10 U	10 U	10 U	10 U	**7.2 J**
Barium	µg/L	2000	2900	**19**	**36**	**13**	**21**	**53**	**15**	**51**
Beryllium	µg/L	4	16	0.10 U	0.10 U	0.10 U	0.10 U	**0.12**	0.10 U	0.10 U
Cadmium	µg/L	5	6.9	0.024 U	0.070 U	0.070 U	0.070 U	0.070 U	0.070 U	0.070 U
Calcium	µg/L	NS	NS	**71000**	**69000**	**92000**	**14000**	**72000**	**30000**	**73000**
Chromium	µg/L	100	16000	**1.7 JB**	**6.0 JB**	**2.7 JB**	4.0 U	4.0 U	4.0 U	4.0 U
Cobalt	µg/L	NS	4.7	4.0 U	4.0 U	4.0 U	4.0 U	4.0 U	4.0 U	4.0 U
Copper	µg/L	1300	620	10 U	10 U	10 U	10 U	10 U	10 U	10 U
Cyanide	mg/L	0.2	0.0014	0.010 U	**0.0091 J**	0.010 U	0.010 U	0.010 U	0.010 U	0.010 U
Iron	µg/L	300	11000	100 U	**360**	100 U	100 U	**460**	**3900**	**350**
Lead	µg/L	15	NS	5.0 U	5.0 U	5.0 U	5.0 U	5.0 U	5.0 U	5.0 U
Magnesium	µg/L	NS	NS	**23000**	**19000**	**28000**	**3200**	**20000**	**10000**	**19000**
Manganese	µg/L	50	320	**100**	**130**	**130**	**9.9 B**	**220**	**340**	**230**
Mercury	µg/L	2	0.63	0.20 U	0.20 U	**0.13 J**	0.20 U	0.20 U	0.20 U	0.20 U
Nickel	µg/L	NS	760	5.0 U	**2.2 J**	5.0 U	5.0 U	5.0 U	**3.1 J**	5.0 U
Potassium	µg/L	NS	NS	**890 J**	**1300**	**1000**	**950 B**	**1800**	**630 J**	**1400**
Selenium	µg/L	50	78	10 U	10 U	10 U	10 U	10 U	10 U	10 U
Silver	µg/L	100	71	5.0 U	5.0 U	5.0 U	5.0 U	5.0 U	5.0 U	5.0 U
Sodium	µg/L	NS	NS	**5700**	**4700**	**4200**	**1600**	**7700**	**3500**	**4900**
Thallium	µg/L	2	0.16	1.0 U	1.0 U	1.0 U	0.37 U	0.53 U	1.0 U	1.0 U
Vanadium	µg/L	NS	78	4.0 U	4.0 U	4.0 U	4.0 U	4.0 U	4.0 U	4.0 U
Zinc	µg/L	5000	4700	20 U	20 U	20 U	20 U	20 U	20 U	20 U

Notes:

NS = no standard

Bold = detected compound above the MDL

N/A = not analyzed

Table 3-4. FWGWMP July 2012 Inorganics Analytical Results

Data Qualifiers

Data qualifier flags are used in an effort to describe the quality of each piece of data for each constituent. These flags are letter codes appended to the numerical data. The following data qualifiers are specified in the USACE Louisville Chemistry Guidelines. For a complete explanation of qualifiers used for each constituent please refer to the Data Verification Summaries in Appendix C.

U The analyte was analyzed for but not detected. The numerical value preceding the U is the associated reporting limit.

J The identification of the analyte is acceptable, but the quality assurance criteria indicate that the quantitative values may be outside the normal expected range of precision (i.e., the quantitative value is estimated). Examples include:
- Results detected above the laboratory MDL but less than the laboratory reporting limit.
- MS/MSD percent recoveries outside the acceptance criteria.
- Laboratory control sample (LCS) percent recoveries outside acceptance criteria.

R Data are considered to be rejected and shall not be used. This flag denotes the failure of quality control criteria such that it cannot be determined if the analyte is present or absent from the sample [e.g., the method reporting limit (MRL) verification standard was below quality control guidelines; associated sample results that were non-detect are unusable].

UJ This flag is a combination of the U and J qualifiers, which indicate that the analyte is not present. The reported value is considered to be an estimated reporting limit (RL).

B The B flag is used for both organic and inorganic analyses when the analyte is found in the method blank or any of the field blanks. This designation overrides the Contract Laboratory Program (CLP) “B” designation when used by the laboratory as an estimated value for inorganics.

Table 3-5. RVAAP Facility-Wide Background Criteria (SAIC, 2001b)

Media Units	Surface Soil mg/kg	Subsurface Soil mg/kg	Sediment mg/kg	Surface Water µg/L	Groundwater Bedrock Zone Filtered µg/L	Groundwater Bedrock Zone Unfiltered µg/L	Groundwater Unconsolidated Zone Filtered µg/L	Groundwater Unconsolidated Unfiltered µg/L
Analyte								
Cyanide	0	0	0	0	0	0	0	0
Aluminum	17700	19500	13900	3370	0	9410	0	0
Antimony	0.96	0.96	0	0	0	0	0	0
Arsenic	15.4	19.8	19.5	3.2	0	19.1	11.7	11.7
Barium	88.4	124	123	47.5	256	241	82.1	82.1
Beryllium	0.88	0.88	0.38	0	0	0	0	0
Cadmium	0	0	0	0	0	0	0	0
Calcium	15800	35500	5510	41400	53100	48200	115000	115000
Chromium	17.4	27.2	18.1	0	0	19.5	7.3	7.3
Cobalt	10.4	23.2	9.1	0	0	0	0	0
Copper	17.7	32.3	27.6	7.9	0	17	0	0
Iron	23100	35200	28200	2560	1430	21500	279	279
Lead	26.1	19.1	27.4	0	0	23	0	0
Magnesium	3030	8790	2760	10800	15000	13700	43300	43300
Manganese	1450	3030	1950	391	1340	1260	1020	1020
Mercury	0.036	0.044	0.059	0	0	0	0	0
Nickel	21.1	60.7	17.7	0	83.4	85.3	0	0
Potassium	927	3350	1950	3170	5770	6060	2890	2890
Selenium	104	105	107	0	0	0	0	0
Silver	0	0	0	0	0	0	0	0
Sodium	123	145	112	21300	51400	49700	45700	45700
Thallium	0	0.91	0.89	0	0	0	0	0
Vanadium	31.1	37.6	26.1	0	0	15.5	0	0
Zinc	61.8	93.3	532	42	52.3	193	60.9	60.9

3.3.3 Volatile Organic Compounds (VOCs)

The analytical results for VOCs are summarized in Table 3-6. The following VOCs were detected above the MDL for this sampling event.

- Acetone – B12mw-013 (1.1 µg/L J B), DETmw-004 (1.2 µg/L J B), FWGmw-002 (1.1 µg/L JB), FWGmw-002 (1.1 µg/LJ B), FWGmw-003 (2.1 µg/L J B), FWGmw-004 (1.3 µg/L J B), FWGmw-005 (1.1 µg/L J B), FWGmw-006 (2.0 µg/L B), FWFmw-007 (1.4 µg/L B), FWGmw-008 (1.3 µg/L J B), FWGmw-010 (1.5 µg/L B), FWGmw-013 (1.2 µg/L J B), FWGmw-014 (1.6 µg/L B), LL11mw-007 (1.5 µg/L J B), LL11mw-012 (1.3 µg/L B), LL12mw-242 (1.4 µg/L J B), LL12mw-245 (1.6 µg/L J B), LL12mw-246 (1.1 µg/L J B), LL12mw-247 (1.2 µg/L B) LL1mw-086 (1.3 µg/L B), and LL3mw-245 (1.1 µg/L J B). There is no MCL for Acetone. The RSL is 12,000 µg/L.

- Carbon Disulfide – FWGmw-002 (1.9 µg/L J), FWGmw-010 (0.15 µg/L J), FWGmw-013 (0.49 µg/L J), LL11mw-012 (0.14 µg/L J), LL3mw-245 (0.23 µg/L J), NTAmw-119 (1.0 µg/L J), RQLmw-007 (0.17 µg/L J), and WBGmw-021 (0.13 µg/L j). There is no MCL for Carbon Disulfide. The RSL is 720 µg/L.

- Chloroform – LL10mw-003 (0.25 µg/L). There is no MCL for Chloroform. The RSL is 0.19 µg/L.

- Carbon Tetrachloride – LL10mw-003 (2.1 µg/L). The MCL for Carbon Tetrachloride is 5 µg/L. The RSL is 0.39 µg/L.

- Toluene – FWGmw-006 (0.32 µg/L),. The MCL for Toluene is 1000 µg/L. The RSL is 860 µg/L.

As shown in Table 3-6, the following VOC was detected at levels exceeding either its corresponding MCL or RSL during the July 2012 sampling:

- Chloroform in LL10mw-003 at a level of 0.25 µg/L. The RSL is 0.19 µg/L.

- Carbon Tetrachloride in LL10mw-003 at a level of 2.1 µg/L. The MCL for Carbon Tetrachloride is 5 µg/L. The RSL is 0.39 µg/L.

Table 3-6. FWGWMP July 2012 VOC Analytical Results

Station ID				B12mw-013	BKGmw-005	BKGmw-021	CBLmw-005	CBPmw-009	DA2mw-114	DA2mw-115	DETmw-003
Sample ID		MCL	USEPA RSL	FWGB12mw-013-0067-GW	FWGBKGmw-005C-0068-GW	FWGBKGmw-021C-0069-GW	FWGCBLmw-005-0071-GW	FWGCBPmw-009-0073-GW	FWGDA2mw-114-0075-GW	FWGDA2mw-115-0076-GW	FWGDETmw-003C-0077-GW
Date Collected				7/25/2012	7/24/2012	7/25/2012	7/24/2012	7/24/2012	7/26/2012	7/26/2012	7/26/2012
Sample Type				Grab	Grab	Grab	Grab	Grab	Grab	Grab	Grab
Analyte	Units										
1,1,1-Trichloroethane	µg/L	200	7500	0.25 U	0.25 U	0.25 U	0.25 U	0.25 U	0.25 U	0.25 U	0.25 U
1,1,2,2-Tetrachloroethane	µg/L	NS	0.066	0.25 U	0.25 U	0.25 U	0.25 U	0.25 U	0.25 U	0.25 U	0.25 U
1,1,2-Trichloroethane	µg/L	5	0.24	0.50 U	0.50 U	0.50 U	0.50 U	0.50 U	0.50 U	0.50 U	0.50 U
1,1-Dichloroethane	µg/L	NS	2.4	0.25 U	0.25 U	0.25 U	0.25 U	0.25 U	0.25 U	0.25 U	0.25 U
1,1-Dichloroethene (total)	µg/L	7	260	0.25 U	0.25 U	0.25 U	0.25 U	0.25 U	0.25 U	0.25 U	0.25 U
1,2-Dibromoethane	µg/L	NS	0.0065	0.25 U	0.25 U	0.25 U	0.25 U	0.25 U	0.25 U	0.25 U	0.25 U
1,2-Dichloroethane	µg/L	5	0.15	0.25 U	0.25 U	0.25 U	0.25 U	0.25 U	0.25 U	0.25 U	0.25 U
1,2-Dichloroethene (total)	µg/L	NS	130	0.50 U	0.50 U	0.50 U	0.50 U	0.50 U	0.50 U	0.50 U	0.50 U
1,2-Dichloropropane	µg/L	5	0.38	0.25 U	0.25 U	0.25 U	0.25 U	0.25 U	0.25 U	0.25 U	0.25 U
2-Butanone	µg/L	NS	4900	0.57 U	0.57 U	0.57 U	0.57 U	0.57 U	0.57 U	0.57 U	0.57 U
2-Hexanone	µg/L	NS	34	0.50 U	0.50 U	0.50 U	0.50 U	0.50 U	0.50 U	0.50 U	0.50 U
4-Methyl-2-pentanone	µg/L	NS	1000	0.50 U	0.50 U	0.50 U	0.50 U	0.50 U	0.50 U	0.50 U	0.50 U
Acetone	µg/L	NS	12000	**1.1 JB**	1.1 U	1.1 UJ	1.1 U	1.1 U	1.1 UJ	1.1 UJ	1.1 UJ
Benzene	µg/L	5	0.39	0.25 U	0.25 U	0.25 U	0.25 U	0.25 U	0.25 U	0.25 U	0.25 U
Bromochloromethane	µg/L	NS	83	0.50 U	0.50 U	0.50 U	0.50 U	0.50 U	0.50 U	0.50 U	0.50 U
Bromodichloromethane	µg/L	NS	0.12	0.25 U	0.25 U	0.25 U	0.25 U	0.25 U	0.25 U	0.25 U	0.25 U
Bromoform	µg/L	NS	7.9	0.64 U	0.64 U	0.64 U	0.64 U	0.64 U	0.64 U	0.64 U	0.64 U
Bromomethane	µg/L	NS	7	0.50 U	0.50 UJ	0.50 U	0.50 UJ	0.50 UJ	0.50 U	0.50 U	0.50 U
Carbon disulfide	µg/L	NS	720	0.25 U	0.25 U	0.25 U	0.25 U	0.25 U	0.25 U	0.26 J	0.25 U
Carbon tetrachloride	µg/L	5	0.39	0.25 U	0.25 U	0.25 U	0.25 U	0.25 U	0.25 U	0.25 U	0.25 U
Chlorobenzene	µg/L	10	72	0.25 U	0.25 U	0.25 U	0.25 U	0.25 U	0.25 U	0.25 U	0.25 U
Chloroethane	µg/L	NS	21000	0.50 U	0.50 UJ	0.50 UJ	0.50 UJ	0.50 UJ	0.50 U	0.50 U	0.50 U
Chloroform	µg/L	NS	0.19	0.25 U	0.25 U	0.25 U	0.25 U	0.25 U	0.25 U	0.25 U	0.25 U
Chloromethane	µg/L	NS	190	0.50 U	0.50 U	0.50 U	0.50 U	0.50 U	0.50 U	0.50 U	0.50 U
cis-1,2-dichloroethene	µg/L	70	28	0.25 U	0.25 U	0.25 U	0.25 U	0.25 U	0.25 U	0.25 U	0.25 U
cis-1,3-Dichloropropene	µg/L	NS	0.41	0.25 U	0.25 U	0.25 U	0.25 U	0.25 U	0.25 U	0.25 U	0.25 U
Dibromochloromethane	µg/L	NS	0.15	0.25 U	0.25 U	0.25 U	0.25 U	0.25 U	0.25 U	0.25 U	0.25 U
Ethylbenzene	µg/L	700	1.3	0.25 U	0.25 U	0.25 U	0.25 U	0.25 U	0.25 U	0.25 U	0.25 U
m&p-xylenes	µg/L	NS	190	0.50 U	0.50 U	0.50 U	0.50 U	0.50 U	0.50 U	0.50 U	0.50 U
Methylene chloride	µg/L	5	9.9	0.50 U	0.50 UJ	0.50 U	0.50 UJ	0.50 UJ	0.50 U	0.50 U	0.50 U
o-xylene	µg/L	NS	190	0.25 U	0.25 U	0.25 U	0.25 U	0.25 U	0.25 U	0.25 U	0.25 U
Styrene	µg/L	100	1100	0.25 U	0.25 U	0.25 U	0.25 U	0.25 U	0.25 U	0.25 U	0.25 U
Tetrachloroethene	µg/L	5	9.7	0.50 U	0.50 U	0.50 U	0.50 U	0.50 U	0.50 U	0.50 U	0.50 U
Toluene	µg/L	1000	860	0.25 U	0.25 U	0.25 U	0.25 U	0.25 U	0.25 U	0.25 U	0.25 U
trans-1,2-dichloroethene	µg/L	100	86	0.25 U	0.25 U	0.25 U	0.25 U	0.25 U	0.25 U	0.25 U	0.25 U
trans-1,3-Dichloropropene	µg/L	NS	0.41	0.25 U	0.25 U	0.25 U	0.25 U	0.25 U	0.25 U	0.25 U	0.25 U
Trichloroethene	µg/L	5	0.44	0.25 U	0.25 U	0.25 U	0.25 U	0.25 U	0.25 U	0.25 U	0.25 U
Vinyl chloride	µg/L	2	0.015	0.25 U	0.25 U	0.25 U	0.25 U	0.25 U	0.25 U	0.25 U	0.25 U
Total Xylenes	µg/L	10000	190	0.75 U	0.75 U	0.75 U	0.75 U	0.75 U	0.75 U	0.75 U	0.75 U

Notes:
NS = no standard
Bold = detected compound above the MDL

Table 3-6. FWGWMP July 2012 VOC Analytical Results

Station ID				DETmw-004	EBGmw-131	FWGmw-001	FWGmw-002	FWGmw-003	FWGmw-004	FWGmw-005	FWGmw-006
Sample ID		MCL	USEPA RSL	FWGDETmw-004C-0078-GW	FWGEBGmw-131-0080-GW	FWGFWGmw-001-0081-GW	FWGFWGmw-002-0082-GW	FWGFWGmw-003-0083-GW	FWGFWGmw-004-0084-GW	FWGFWGmw-005-0085-GW	FWGFWGmw-006-0086-GW
Date Collected					7/23/2012	7/25/2012	7/25/2012	7/25/2012	7/25/2012	7/25/2012	7/24/2012
Sample Type				Grab	Grab	Grab	Grab	Grab	Grab	Grab	Grab
Analyte	Units										
1,1,1-Trichloroethane	µg/L	200	7500	0.25 U	0.25 U	0.25 U	0.25 U	0.25 U	0.25 U	0.25 U	0.25 U
1,1,2,2-Tetrachloroethane	µg/L	NS	0.066	0.25 U	0.25 U	0.25 U	0.25 U	0.25 U	0.25 U	0.25 U	0.25 U
1,1,2-Trichloroethane	µg/L	5	0.24	0.50 U	0.50 U	0.50 U	0.50 U	0.50 U	0.50 U	0.50 U	0.50 U
1,1-Dichloroethane	µg/L	NS	2.4	0.25 U	0.25 U	0.25 U	0.25 U	0.25 U	0.25 U	0.25 U	0.25 U
1,1-Dichloroethene (total)	µg/L	7	260	0.25 U	0.25 U	0.25 U	0.25 U	0.25 U	0.25 U	0.25 U	0.25 U
1,2-Dibromoethane	µg/L	NS	0.0065	0.25 U	0.25 U	0.25 U	0.25 U	0.25 U	0.25 U	0.25 U	0.25 U
1,2-Dichloroethane	µg/L	5	0.15	0.25 U	0.25 U	0.25 U	0.25 U	0.25 U	0.25 U	0.25 U	0.25 U
1,2-Dichloroethene (total)	µg/L	NS	130	0.50 U	0.50 U	0.50 U	0.50 U	0.50 U	0.50 U	0.50 U	0.50 U
1,2-Dichloropropane	µg/L	5	0.38	0.25 U	0.25 U	0.25 U	0.25 U	0.25 U	0.25 U	0.25 U	0.25 U
2-Butanone	µg/L	NS	4900	0.57 U	0.57 U	0.57 U	0.57 U	0.57 U	0.57 U	0.57 U	0.57 U
2-Hexanone	µg/L	NS	34	0.50 U	0.50 U	0.50 U	0.50 U	0.50 U	0.50 U	0.50 U	0.50 U
4-Methyl-2-pentanone	µg/L	NS	1000	0.50 U	0.50 U	0.50 U	0.50 U	0.50 U	0.50 U	0.50 U	0.50 U
Acetone	µg/L	NS	12000	**1.2 JB**	1.1 U	1.1 UJ	**1.1 JB**	**2.1 JB**	**1.3 JB**	**1.1 JB**	**2.0 B**
Benzene	µg/L	5	0.39	0.25 U	0.25 U	0.25 U	0.25 U	0.25 U	0.25 U	0.25 U	**0.67**
Bromochloromethane	µg/L	NS	83	0.50 U	0.50 U	0.50 U	0.50 U	0.50 U	0.50 U	0.50 U	0.50 U
Bromodichloromethane	µg/L	NS	0.12	0.25 U	0.25 U	0.25 U	0.25 U	0.25 U	0.25 U	0.25 U	0.25 U
Bromoform	µg/L	NS	7.9	0.64 U	0.64 U	0.64 U	0.64 U	0.64 U	0.64 U	0.64 U	0.64 U
Bromomethane	µg/L	NS	7	0.50 U	0.50 U	0.50 U	0.50 U	0.50 U	0.50 U	0.50 U	0.50 U
Carbon disulfide	µg/L	NS	720	0.25 U	0.25 U	0.25 U	**1.9 J**	0.25 U	0.25 U	0.25 U	0.25 U
Carbon tetrachloride	µg/L	5	0.39	0.25 U	0.25 U	0.25 U	0.25 U	0.25 U	0.25 U	0.25 U	0.25 U
Chlorobenzene	µg/L	10	72	0.25 U	0.25 U	0.25 U	0.25 U	0.25 U	0.25 U	0.25 U	0.25 U
Chloroethane	µg/L	NS	21000	0.50 U	0.50 U	0.50 UJ	0.50 UJ	0.50 UJ	0.50 U	0.50 UJ	0.50 U
Chloroform	µg/L	NS	0.19	0.25 U	0.25 U	0.25 U	0.25 U	0.25 U	0.25 U	0.25 U	0.25 U
Chloromethane	µg/L	NS	190	0.50 U	0.50 U	0.50 U	0.50 U	0.50 U	0.50 U	0.50 U	0.50 U
cis-1,2-dichloroethene	µg/L	70	28	0.25 U	0.25 U	0.25 U	0.25 U	0.25 U	0.25 U	0.25 U	0.25 U
cis-1,3-Dichloropropene	µg/L	NS	0.41	0.25 U	0.25 U	0.25 U	0.25 U	0.25 U	0.25 U	0.25 U	0.25 U
Dibromochloromethane	µg/L	NS	0.15	0.25 U	0.25 U	0.25 U	0.25 U	0.25 U	0.25 U	0.25 U	0.25 U
Ethylbenzene	µg/L	700	1.3	0.25 U	0.25 U	0.25 U	0.25 U	0.25 U	0.25 U	0.25 U	0.25 U
m&p-xylenes	µg/L	NS	190	0.50 U	0.50 U	0.50 U	0.50 U	0.50 U	0.50 U	0.50 U	0.50 U
Methylene chloride	µg/L	5	9.9	0.50 U	0.50 U	0.50 U	0.50 U	0.50 U	0.50 U	0.50 U	0.50 U
o-xylene	µg/L	NS	190	0.25 UJ	0.25 U	0.25 U	0.25 U	0.25 U	0.25 UJ	0.25 U	0.25 U
Styrene	µg/L	100	1100	0.25 U	0.25 U	0.25 U	0.25 U	0.25 U	0.25 U	0.25 U	0.25 U
Tetrachloroethene	µg/L	5	9.7	0.50 U	0.50 U	0.50 U	0.50 U	0.50 U	0.50 U	0.50 U	0.50 U
Toluene	µg/L	1000	860	0.25 U	0.25 U	0.25 U	0.25 U	0.25 U	0.25 U	0.25 U	**0.32**
trans-1,2-dichloroethene	µg/L	100	86	0.25 U	0.25 U	0.25 U	0.25 U	0.25 U	0.25 U	0.25 U	0.25 U
trans-1,3-Dichloropropene	µg/L	NS	0.41	0.25 U	0.25 U	0.25 U	0.25 U	0.25 U	0.25 U	0.25 U	0.25 U
Trichloroethene	µg/L	5	0.44	0.25 U	0.25 U	0.25 U	0.25 U	0.25 U	0.25 U	0.25 U	0.25 U
Vinyl chloride	µg/L	2	0.015	0.25 U	0.25 U	0.25 U	0.25 U	0.25 U	0.25 U	0.25 U	0.25 U
Total Xylenes	µg/L	10000	190	0.75 U	0.75 U	0.75 U	0.75 U	0.75 U	0.75 U	0.75 U	0.75 U

Notes:
NS = no standard
Bold = detected compound above the MDL

Table 3-6. FWGWMP July 2012 VOC Analytical Results

Station ID				FWGmw-007	FWGmw-008	FWGmw-009	FWGmw-010	FWGmw-011	FWGmw-012	FWGmw-013	FWGmw-014
Sample ID		MCL	USEPA RSL	FWGFWGmw-007-0087-GW	FWGFWGmw-008-0088-GW	FWGFWGmw-009-0089-GW	FWGFWGmw-010-0090-GW	FWGFWGmw-011-0091-GW	FWGFWGmw-012-0092-GW	FWGFWGmw-013-0093-GW	FWGFWGmw-014-0094-GW
Date Collected				7/25/2012	7/25/2012	7/23/2012	7/23/2012	7/23/2012	7/23/2012	7/25/2012	7/24/2012
Sample Type				Grab	Grab	Grab	Grab	Grab	Grab	Grab	Grab
Analyte	Units										
1,1,1-Trichloroethane	µg/L	200	7500	0.25 U	0.25 U	0.25 U	0.25 U	0.25 U	0.25 U	0.25 U	0.25 U
1,1,2,2-Tetrachloroethane	µg/L	NS	0.066	0.25 U	0.25 U	0.25 U	0.25 U	0.25 U	0.25 U	0.25 U	0.25 U
1,1,2-Trichloroethane	µg/L	5	0.24	0.50 U	0.50 U	0.50 U	0.50 U	0.50 U	0.50 U	0.50 U	0.50 U
1,1-Dichloroethane	µg/L	NS	2.4	0.25 U	0.25 U	0.25 U	0.25 U	0.25 U	0.25 U	0.25 U	0.25 U
1,1-Dichloroethene (total)	µg/L	7	260	0.25 U	0.25 U	0.25 U	0.25 U	0.25 U	0.25 U	0.25 U	0.25 U
1,2-Dibromoethane	µg/L	NS	0.0065	0.25 U	0.25 U	0.25 U	0.25 U	0.25 U	0.25 U	0.25 U	0.25 U
1,2-Dichloroethane	µg/L	5	0.15	0.25 U	0.25 U	0.25 U	0.25 U	0.25 U	0.25 U	0.25 U	0.25 U
1,2-Dichloroethene (total)	µg/L	NS	130	0.50 U	0.50 U	0.50 U	0.50 U	0.50 U	0.50 U	0.50 U	0.50 U
1,2-Dichloropropane	µg/L	5	0.38	0.25 U	0.25 U	0.25 U	0.25 U	0.25 U	0.25 U	0.25 U	0.25 U
2-Butanone	µg/L	NS	4900	0.57 U	0.57 U	0.57 U	0.57 U	0.57 U	0.57 U	0.57 U	0.57 U
2-Hexanone	µg/L	NS	34	0.50 U	0.50 U	0.50 U	0.50 U	0.50 U	0.50 U	0.50 U	0.50 U
4-Methyl-2-pentanone	µg/L	NS	1000	0.50 U	0.50 U	0.50 U	0.50 U	0.50 U	0.50 U	0.50 U	0.50 U
Acetone	µg/L	NS	12000	**1.4 B**	**1.3 JB**	1.1 UJ	**1.5 B**	1.1 U	1.1 UJ	**1.2 JB**	**1.6 B**
Benzene	µg/L	5	0.39	0.25 U	0.25 U	0.25 U	0.25 U	0.25 U	0.25 U	0.25 U	0.25 U
Bromochloromethane	µg/L	NS	83	0.50 U	0.50 U	0.50 U	0.50 U	0.50 U	0.50 U	0.50 U	0.50 U
Bromodichloromethane	µg/L	NS	0.12	0.25 U	0.25 U	0.25 U	0.25 U	0.25 U	0.25 U	0.25 U	0.25 U
Bromoform	µg/L	NS	7.9	0.64 U	0.64 U	0.64 U	0.64 U	0.64 U	0.64 U	0.64 U	0.64 U
Bromomethane	µg/L	NS	7	0.50 U	0.50 UJ	0.50 U	0.50 U	0.50 U	0.50 U	0.50 U	0.50 UJ
Carbon disulfide	µg/L	NS	720	0.25 U	0.25 U	0.25 U	**0.15 J**	0.25 U	0.25 U	**0.49 J**	0.25 U
Carbon tetrachloride	µg/L	5	0.39	0.25 U	0.25 U	0.25 U	0.25 U	0.25 U	0.25 U	0.25 U	0.25 U
Chlorobenzene	µg/L	10	72	0.25 U	0.25 U	0.25 U	0.25 U	0.25 U	0.25 U	0.25 U	0.25 U
Chloroethane	µg/L	NS	21000	0.50 U	0.50 UJ	0.50 UJ	0.50 U	0.50 U	0.50 UJ	0.50 U	0.50 UJ
Chloroform	µg/L	NS	0.19	0.25 U	0.25 U	0.25 U	0.25 U	0.25 U	0.25 U	0.25 U	0.25 U
Chloromethane	µg/L	NS	190	0.50 U	0.50 U	0.50 U	0.50 U	0.50 U	0.50 U	0.50 U	0.50 U
cis-1,2-dichloroethene	µg/L	70	28	0.25 U	0.25 U	0.25 U	0.25 U	0.25 U	0.25 U	0.25 U	0.25 U
cis-1,3-Dichloropropene	µg/L	NS	0.41	0.25 U	0.25 U	0.25 U	0.25 U	0.25 U	0.25 U	0.25 U	0.25 U
Dibromochloromethane	µg/L	NS	0.15	0.25 U	0.25 U	0.25 U	0.25 U	0.25 U	0.25 U	0.25 U	0.25 U
Ethylbenzene	µg/L	700	1.3	0.25 U	0.25 U	0.25 U	0.25 U	0.25 U	0.25 U	0.25 U	0.25 U
m&p-xylenes	µg/L	NS	190	0.50 U	0.50 U	0.50 U	0.50 U	0.50 U	0.50 U	0.50 U	0.50 U
Methylene chloride	µg/L	5	9.9	0.50 U	0.50 U	0.50 U	0.50 U	0.50 U	0.50 U	0.50 U	0.50 UJ
o-xylene	µg/L	NS	190	0.25 U	0.25 UJ	0.25 U	0.25 U	0.25 U	0.25 U	0.25 UJ	0.25 U
Styrene	µg/L	100	1100	0.25 U	0.25 U	0.25 U	0.25 U	0.25 U	0.25 U	0.25 U	0.25 U
Tetrachloroethene	µg/L	5	9.7	0.50 U	0.50 U	0.50 U	0.50 U	0.50 U	0.50 U	0.50 U	0.50 U
Toluene	µg/L	1000	860	0.25 U	0.25 U	0.25 U	0.25 U	0.25 U	0.25 U	0.25 U	0.25 U
trans-1,2-dichloroethene	µg/L	100	86	0.25 U	0.25 U	0.25 U	0.25 U	0.25 U	0.25 U	0.25 U	0.25 U
trans-1,3-Dichloropropene	µg/L	NS	0.41	0.25 U	0.25 U	0.25 U	0.25 U	0.25 U	0.25 U	0.25 U	0.25 U
Trichloroethene	µg/L	5	0.44	0.25 U	0.25 U	0.25 U	0.25 U	0.25 U	0.25 U	0.25 U	0.25 U
Vinyl chloride	µg/L	2	0.015	0.25 U	0.25 U	0.25 U	0.25 U	0.25 U	0.25 U	0.25 U	0.25 U
Total Xylenes	µg/L	10000	190	0.75 U	0.75 U	0.75 U	0.75 U	0.75 U	0.75 U	0.75 U	0.75 U

Notes:
NS = no standard
Bold = detected compound above the MDL

Table 3-6. FWGWMP July 2012 VOC Analytical Results

Station ID				FWGmw-015	FWGmw-016	LL1mw-064	LL1mw-065	LL1mw-086	LL1mw-087	LL2mw-059	LL2mw-265
Sample ID		MCL	USEPA RSL	FWGFWGmw-015-0095-GW	FWGFWGmw-016-0096-GW	FWGLL1mw-064C-0109-GW	FWGLL1mw-065C-0110-GW	FWGLL1mw-086-0111-GW	FWGLL1mw-087-0112-GW	FWGLL2mw-059C-0113-GW	FWGLL2mw-265C-0114-GW
Date Collected				7/25/2012	7/25/2012	7/23/2012	7/23/2012	7/23/2012	7/23/2012	7/23/2012	7/23/2012
Sample Type				Grab	Grab	Grab	Grab	Grab	Grab	Grab	Grab
Analyte	Units										
1,1,1-Trichloroethane	µg/L	200	7500	0.25 U	0.25 U	0.25 U	0.25 U	0.25 U	0.25 U	0.25 U	0.25 U
1,1,2,2-Tetrachloroethane	µg/L	NS	0.066	0.25 U	0.25 U	0.25 U	0.25 U	0.25 U	0.25 U	0.25 U	0.25 U
1,1,2-Trichloroethane	µg/L	5	0.24	0.50 U	0.50 U	0.50 U	0.50 U	0.50 U	0.50 U	0.50 U	0.50 U
1,1-Dichloroethane	µg/L	NS	2.4	0.25 U	0.25 U	0.25 U	0.25 U	0.25 U	0.25 U	0.25 U	0.25 U
1,1-Dichloroethene (total)	µg/L	7	260	0.25 U	0.25 U	0.25 U	0.25 U	0.25 U	0.25 U	0.25 U	0.25 U
1,2-Dibromoethane	µg/L	NS	0.0065	0.25 U	0.25 U	0.25 U	0.25 U	0.25 U	0.25 U	0.25 U	0.25 U
1,2-Dichloroethane	µg/L	5	0.15	0.25 U	0.25 U	0.25 U	0.25 U	0.25 U	0.25 U	0.25 U	0.25 U
1,2-Dichloroethene (total)	µg/L	NS	130	0.50 U	0.50 U	0.50 U	0.50 U	0.50 U	0.50 U	0.50 U	0.50 U
1,2-Dichloropropane	µg/L	5	0.38	0.25 U	0.25 U	0.25 U	0.25 U	0.25 U	0.25 U	0.25 U	0.25 U
2-Butanone	µg/L	NS	4900	0.57 U	0.57 U	0.57 U	0.57 U	0.57 U	0.57 U	0.57 U	0.57 U
2-Hexanone	µg/L	NS	34	0.50 U	0.50 U	0.50 U	0.50 U	0.50 U	0.50 U	0.50 U	0.50 U
4-Methyl-2-pentanone	µg/L	NS	1000	0.50 U	0.50 U	0.50 U	0.50 U	0.50 U	0.50 U	0.50 U	0.50 U
Acetone	µg/L	NS	12000	1.1 UJ	1.1 UJ	1.1 U	1.1 U	**1.3 B**	1.1 U	1.1 U	1.1 U
Benzene	µg/L	5	0.39	0.25 U	0.25 U	0.25 U	0.25 U	0.25 U	0.25 U	0.25 U	0.25 U
Bromochloromethane	µg/L	NS	83	0.50 U	0.50 U	0.50 U	0.50 U	0.50 U	0.50 U	0.50 U	0.50 U
Bromodichloromethane	µg/L	NS	0.12	0.25 U	0.25 U	0.25 U	0.25 U	0.25 U	0.25 U	0.25 U	0.25 U
Bromoform	µg/L	NS	7.9	0.64 U	0.64 U	0.64 U	0.64 U	0.64 U	0.64 U	0.64 U	0.64 U
Bromomethane	µg/L	NS	7	0.50 U	0.50 U	0.50 U	0.50 U	0.50 U	0.50 U	0.50 U	0.50 U
Carbon disulfide	µg/L	NS	720	0.25 U	0.25 U	0.25 U	0.25 U	0.25 U	0.25 U	0.25 U	0.25 U
Carbon tetrachloride	µg/L	5	0.39	0.25 U	0.25 U	0.25 U	0.25 U	0.25 U	0.25 U	0.25 U	0.25 U
Chlorobenzene	µg/L	10	72	0.25 U	0.25 U	0.25 U	0.25 U	0.25 U	0.25 U	0.25 U	0.25 U
Chloroethane	µg/L	NS	21000	0.50 UJ	0.50 UJ	0.50 U	0.50 U	0.50 U	0.50 U	0.50 U	0.50 U
Chloroform	µg/L	NS	0.19	0.25 U	0.25 U	0.25 U	0.25 U	0.25 U	0.25 U	0.25 U	0.25 U
Chloromethane	µg/L	NS	190	0.50 U	0.50 U	0.50 U	0.50 U	0.50 U	0.50 U	0.50 U	0.50 U
cis-1,2-dichloroethene	µg/L	70	28	0.25 U	0.25 U	0.25 U	0.25 U	0.25 U	0.25 U	0.25 U	0.25 U
cis-1,3-Dichloropropene	µg/L	NS	0.41	0.25 U	0.25 U	0.25 U	0.25 U	0.25 U	0.25 U	0.25 U	0.25 U
Dibromochloromethane	µg/L	NS	0.15	0.25 U	0.25 U	0.25 U	0.25 U	0.25 U	0.25 U	0.25 U	0.25 U
Ethylbenzene	µg/L	700	1.3	0.25 U	0.25 U	0.25 U	0.25 U	0.25 U	0.25 U	0.25 U	0.25 U
m&p-xylenes	µg/L	NS	190	0.50 U	0.50 U	0.50 U	0.50 U	0.50 U	0.50 U	0.50 U	0.50 U
Methylene chloride	µg/L	5	9.9	0.50 U	0.50 U	0.50 U	0.50 U	0.50 U	0.50 U	0.50 U	0.50 U
o-xylene	µg/L	NS	190	0.25 U	0.25 U	0.25 U	0.25 U	0.25 U	0.25 U	0.25 U	0.25 U
Styrene	µg/L	100	1100	0.25 U	0.25 U	0.25 U	0.25 U	0.25 U	0.25 U	0.25 U	0.25 U
Tetrachloroethene	µg/L	5	9.7	0.50 U	0.50 U	0.50 U	0.50 U	0.50 U	0.50 U	0.50 U	0.50 U
Toluene	µg/L	1000	860	0.25 U	0.25 U	0.25 U	0.25 U	0.25 U	0.25 U	0.25 U	0.25 U
trans-1,2-dichloroethene	µg/L	100	86	0.25 U	0.25 U	0.25 U	0.25 U	0.25 U	0.25 U	0.25 U	0.25 U
trans-1,3-Dichloropropene	µg/L	NS	0.41	0.25 U	0.25 U	0.25 U	0.25 U	0.25 U	0.25 U	0.25 U	0.25 U
Trichloroethene	µg/L	5	0.44	0.25 U	0.25 U	0.25 U	0.25 U	0.25 U	0.25 U	0.25 U	0.25 U
Vinyl chloride	µg/L	2	0.015	0.25 U	0.25 U	0.25 U	0.25 U	0.25 U	0.25 U	0.25 U	0.25 U
Total Xylenes	µg/L	10000	190	0.75 U	0.75 U	0.75 U	0.75 U	0.75 U	0.75 U	0.75 U	0.75 U

Notes:
NS = no standard
Bold = detected compound above the MDL

Table 3-6. FWGWMP July 2012 VOC Analytical Results

Station ID				LL3mw-241	LL3mw-242	LL3mw-244	LL3mw-245	LL4mw-199	LL4mw-201	LL6mw-008	LL6mw-009
Sample ID		MCL	USEPA RSL	FWGLL3mw-241C-0115-GW	FWGLL3mw-242C-0116-GW	FWGLL3mw-244-0117-GW	FWGLL3mw-245-0118-GW	FWGLL4mw-199C-0119-GW	FWGLL4mw-201-0120-GW	FWGLL6mw-008-0123-GW	FWGLL6mw-009-0124-GW
Date Collected				7/24/2012	7/25/2012	7/3/2012	7/25/2012	7/23/2012	7/23/2012	7/25/2012	7/25/2012
Sample Type				Grab	Grab	Grab	Grab	Grab	Grab	Grab	Grab
Analyte	Units										
1,1,1-Trichloroethane	µg/L	200	7500	0.25 U	0.25 U	0.25 U	0.25 U	0.25 U	0.25 U	0.25 U	0.25 U
1,1,2,2-Tetrachloroethane	µg/L	NS	0.066	0.25 U	0.25 U	0.25 U	0.25 U	0.25 U	0.25 U	0.25 U	0.25 U
1,1,2-Trichloroethane	µg/L	5	0.24	0.50 U	0.50 U	0.50 U	0.50 U	0.50 U	0.50 U	0.50 U	0.50 U
1,1-Dichloroethane	µg/L	NS	2.4	0.25 U	0.25 U	0.25 U	0.25 U	0.25 U	0.25 U	0.25 U	0.25 U
1,1-Dichloroethene (total)	µg/L	7	260	0.25 U	0.25 U	0.25 U	0.25 U	0.25 U	0.25 U	0.25 U	0.25 U
1,2-Dibromoethane	µg/L	NS	0.0065	0.25 U	0.25 U	0.25 U	0.25 U	0.25 U	0.25 U	0.25 U	0.25 U
1,2-Dichloroethane	µg/L	5	0.15	0.25 U	0.25 U	0.25 U	0.25 U	0.25 U	0.25 U	0.25 U	0.25 U
1,2-Dichloroethene (total)	µg/L	NS	130	0.50 U	0.50 U	0.50 U	0.50 U	0.50 U	0.50 U	0.50 U	0.50 U
1,2-Dichloropropane	µg/L	5	0.38	0.25 U	0.25 U	0.25 U	0.25 U	0.25 U	0.25 U	0.25 U	0.25 U
2-Butanone	µg/L	NS	4900	0.57 U	0.57 U	0.57 U	0.57 U	0.57 U	0.57 U	0.57 U	0.57 U
2-Hexanone	µg/L	NS	34	0.50 U	0.50 U	0.50 U	0.50 U	0.50 U	0.50 U	0.50 U	0.50 U
4-Methyl-2-pentanone	µg/L	NS	1000	0.50 U	0.50 U	0.50 U	0.50 U	0.50 U	0.50 U	0.50 U	0.50 U
Acetone	µg/L	NS	12000	1.1 U	1.1 U	1.1 U	**1.1 JB**	1.1 U	1.1 U	1.1 UJ	1.1 UJ
Benzene	µg/L	5	0.39	0.25 U	0.25 U	0.25 U	0.25 U	0.25 U	0.25 U	0.25 U	0.25 U
Bromochloromethane	µg/L	NS	83	0.50 U	0.50 U	0.50 U	0.50 U	0.50 U	0.50 U	0.50 U	0.50 U
Bromodichloromethane	µg/L	NS	0.12	0.25 U	0.25 U	0.25 U	0.25 U	0.25 U	0.25 U	0.25 U	0.25 U
Bromoform	µg/L	NS	7.9	0.64 U	0.64 U	0.64 U	0.64 U	0.64 U	0.64 U	0.64 U	0.64 U
Bromomethane	µg/L	NS	7	0.50 UJ	0.50 U	0.50 U	0.50 U	0.50 U	0.50 U	0.50 U	0.50 U
Carbon disulfide	µg/L	NS	720	0.25 U	0.25 U	0.25 U	**0.23 J**	0.25 U	0.25 U	0.25 U	0.25 U
Carbon tetrachloride	µg/L	5	0.39	0.25 U	0.25 U	0.25 U	0.25 U	0.25 U	0.25 U	0.25 U	0.25 U
Chlorobenzene	µg/L	10	72	0.25 U	0.25 U	0.25 U	0.25 U	0.25 U	0.25 U	0.25 U	0.25 U
Chloroethane	µg/L	NS	21000	0.50 UJ	0.50 U	0.50 U	0.50 U	0.50 U	0.50 U	0.50 UJ	0.50 UJ
Chloroform	µg/L	NS	0.19	0.25 U	0.25 U	0.25 U	0.25 U	0.25 U	0.25 U	0.25 U	0.25 U
Chloromethane	µg/L	NS	190	0.50 U	0.50 U	0.50 U	0.50 U	0.50 U	0.50 U	0.50 U	0.50 U
cis-1,2-dichloroethene	µg/L	70	28	0.25 U	0.25 U	0.25 U	0.25 U	0.25 U	0.25 U	0.25 U	0.25 U
cis-1,3-Dichloropropene	µg/L	NS	0.41	0.25 U	0.25 U	0.25 U	0.25 U	0.25 U	0.25 U	0.25 U	0.25 U
Dibromochloromethane	µg/L	NS	0.15	0.25 U	0.25 U	0.25 U	0.25 U	0.25 U	0.25 U	0.25 U	0.25 U
Ethylbenzene	µg/L	700	1.3	0.25 U	0.25 U	0.25 U	0.25 U	0.25 U	0.25 U	0.25 U	0.25 U
m&p-xylenes	µg/L	NS	190	0.50 U	0.50 U	0.50 U	0.50 U	0.50 U	0.50 U	0.50 U	0.50 U
Methylene chloride	µg/L	5	9.9	0.50 UJ	0.50 U	0.50 U	0.50 U	0.50 U	0.50 U	0.50 U	0.50 U
o-xylene	µg/L	NS	190	0.25 U	0.25 U	0.25 U	0.25 U	0.25 U	0.25 U	0.25 U	0.25 U
Styrene	µg/L	100	1100	0.25 U	0.25 U	0.25 U	0.25 U	0.25 U	0.25 U	0.25 U	0.25 U
Tetrachloroethene	µg/L	5	9.7	0.50 U	0.50 U	0.50 U	0.50 U	0.50 U	0.50 U	0.50 U	0.50 U
Toluene	µg/L	1000	860	0.25 U	0.25 U	0.25 U	0.25 U	0.25 U	0.25 U	0.25 U	0.25 U
trans-1,2-dichloroethene	µg/L	100	86	0.25 U	0.25 U	0.25 U	0.25 U	0.25 U	0.25 U	0.25 U	0.25 U
trans-1,3-Dichloropropene	µg/L	NS	0.41	0.25 U	0.25 U	0.25 U	0.25 U	0.25 U	0.25 U	0.25 U	0.25 U
Trichloroethene	µg/L	5	0.44	0.25 U	0.25 U	0.25 U	0.25 U	0.25 U	0.25 U	0.25 U	0.25 U
Vinyl chloride	µg/L	2	0.015	0.25 U	0.25 U	0.25 U	0.25 U	0.25 U	0.25 U	0.25 U	0.25 U
Total Xylenes	µg/L	10000	190	0.75 U	0.75 U	0.75 U	0.75 U	0.75 U	0.75 U	0.75 U	0.75 U

Notes:
NS = no standard
Bold = detected compound above the MDL

Table 3-6. FWGWMP July 2012 VOC Analytical Results

Station ID				LL10mw-003	LL11mw-007	LL11mw-011	LL11mw-012	LL12mw-187	L12mw-242	LL12mw-245	LL12mw-246
Sample ID		MCL	USEPA RSL	FWGLL10mw-003C-0097-GW	FWGLL11mw-007C-0098-GW	FWGLL11mw-011-0099-GW	FWGLL11mw-012-0100-GW	FWGLL12mw-187C-0104-GW	FWGLL12mw-242C-0105-GW	FWGLL12mw-245C-0106-GW	FWGLL12mw-246C-0107-GW
Date Collected				7/26/2012	7/25/2012	7/24/2012	7/24/2012	7/26/2012	7/25/2012	7/24/2012	7/26/2012
Sample Type				Grab	Grab	Grab	Grab	Grab	Grab	Grab	Grab
Analyte	Units										
1,1,1-Trichloroethane	µg/L	200	7500	0.25 U	0.25 U	0.25 U	0.25 U	0.25 U	0.25 U	0.25 UJ	0.25 U
1,1,2,2-Tetrachloroethane	µg/L	NS	0.066	0.25 U	0.25 U	0.25 U	0.25 U	0.25 U	0.25 U	0.25 UJ	0.25 U
1,1,2-Trichloroethane	µg/L	5	0.24	0.50 U	0.50 U	0.50 U	0.50 U	0.50 U	0.50 U	0.50 UJ	0.50 U
1,1-Dichloroethane	µg/L	NS	2.4	0.25 U	0.25 U	0.25 U	0.25 U	0.25 U	0.25 U	0.25 UJ	0.25 U
1,1-Dichloroethene (total)	µg/L	7	260	0.25 U	0.25 U	0.25 U	0.25 U	0.25 U	0.25 U	0.25 UJ	0.25 U
1,2-Dibromoethane	µg/L	NS	0.0065	0.25 U	0.25 U	0.25 U	0.25 U	0.25 U	0.25 U	0.25 UJ	0.25 U
1,2-Dichloroethane	µg/L	5	0.15	0.25 U	0.25 U	0.25 U	0.25 U	0.25 U	0.25 U	0.25 UJ	0.25 U
1,2-Dichloroethene (total)	µg/L	NS	130	0.50 U	0.50 U	0.50 U	0.50 U	0.50 U	0.50 U	0.50 UJ	0.50 U
1,2-Dichloropropane	µg/L	5	0.38	0.25 U	0.25 U	0.25 U	0.25 U	0.25 U	0.25 U	0.25 UJ	0.25 U
2-Butanone	µg/L	NS	4900	0.57 U	0.57 U	0.57 U	0.57 U	0.57 U	0.57 U	0.57 UJ	0.57 U
2-Hexanone	µg/L	NS	34	0.50 U	0.50 U	0.50 U	0.50 U	0.50 U	0.50 U	0.50 UJ	0.50 U
4-Methyl-2-pentanone	µg/L	NS	1000	0.50 U	0.50 U	0.50 U	0.50 U	0.50 U	0.50 U	0.50 UJ	0.50 U
Acetone	µg/L	NS	12000	1.1 U	**1.5 JB**	1.1 U	**1.3 B**	1.1 U	**1.4 JB**	**1.6 JB**	**1.1 JB**
Benzene	µg/L	5	0.39	0.25 U	0.25 U	0.25 U	0.25 U	0.25 U	0.25 U	0.25 UJ	0.25 U
Bromochloromethane	µg/L	NS	83	0.50 U	0.50 U	0.50 U	0.50 U	0.50 U	0.50 U	0.50 UJ	0.50 U
Bromodichloromethane	µg/L	NS	0.12	0.25 U	0.25 U	0.25 U	0.25 U	0.25 U	0.25 U	0.25 UJ	0.25 U
Bromoform	µg/L	NS	7.9	0.64 U	0.64 U	0.64 U	0.64 U	0.64 U	0.64 U	0.64 UJ	0.64 U
Bromomethane	µg/L	NS	7	0.50 U	0.50 U	0.50 UJ	0.50 UJ	0.50 U	0.50 U	0.50 UJ	0.50 U
Carbon disulfide	µg/L	NS	720	0.25 U	0.25 U	0.25 U	**0.14 J**	0.25 U	0.25 U	0.25 UJ	0.25 U
Carbon tetrachloride	µg/L	5	0.39	**2.1**	0.25 U	0.25 U	0.25 U	0.25 U	0.25 U	0.25 UJ	0.25 U
Chlorobenzene	µg/L	10	72	0.25 U	0.25 U	0.25 U	0.25 U	0.25 U	0.25 U	0.25 UJ	0.25 U
Chloroethane	µg/L	NS	21000	0.50 U	0.50 U	0.50 UJ	0.50 UJ	0.50 U	0.50 U	0.50 UJ	0.50 U
Chloroform	µg/L	NS	0.19	**0.25 B**	0.25 U	0.25 U	0.25 U	0.25 U	0.25 U	0.25 UJ	0.25 U
Chloromethane	µg/L	NS	190	0.50 U	0.50 U	0.50 U	0.50 U	0.50 U	0.50 U	0.50 UJ	0.50 U
cis-1,2-dichloroethene	µg/L	70	28	0.25 U	0.25 U	0.25 U	0.25 U	0.25 U	0.25 U	0.25 UJ	0.25 U
cis-1,3-Dichloropropene	µg/L	NS	0.41	0.25 U	0.25 U	0.25 U	0.25 U	0.25 U	0.25 U	0.25 UJ	0.25 U
Dibromochloromethane	µg/L	NS	0.15	0.25 U	0.25 U	0.25 U	0.25 U	0.25 U	0.25 U	0.25 UJ	0.25 U
Ethylbenzene	µg/L	700	1.3	0.25 U	0.25 U	0.25 U	0.25 U	0.25 U	0.25 U	0.25 UJ	0.25 U
m&p-xylenes	µg/L	NS	190	0.50 U	0.50 U	0.50 U	0.50 U	0.50 U	0.50 U	0.50 UJ	0.50 U
Methylene chloride	µg/L	5	9.9	0.50 U	0.50 U	0.50 UJ	0.50 UJ	0.50 U	0.50 U	0.50 UJ	0.50 U
o-xylene	µg/L	NS	190	0.25 UJ	0.25 U	0.25 U	0.25 U	0.25 UJ	0.25 UJ	0.25 UJ	0.25 UJ
Styrene	µg/L	100	1100	0.25 U	0.25 U	0.25 U	0.25 U	0.25 U	0.25 U	0.25 UJ	0.25 U
Tetrachloroethene	µg/L	5	9.7	0.50 U	0.50 U	0.50 U	0.50 U	0.50 U	0.50 U	0.50 UJ	0.50 U
Toluene	µg/L	1000	860	0.25 U	0.25 U	0.25 U	0.25 U	0.25 U	0.25 U	0.25 UJ	0.25 U
trans-1,2-dichloroethene	µg/L	100	86	0.25 U	0.25 U	0.25 U	0.25 U	0.25 U	0.25 U	0.25 UJ	0.25 U
trans-1,3-Dichloropropene	µg/L	NS	0.41	0.25 U	0.25 U	0.25 U	0.25 U	0.25 U	0.25 U	0.25 UJ	0.25 U
Trichloroethene	µg/L	5	0.44	0.25 U	0.25 U	0.25 U	0.25 U	0.25 U	0.25 U	0.25 UJ	0.25 U
Vinyl chloride	µg/L	2	0.015	0.25 U	0.25 U	0.25 U	0.25 U	0.25 U	0.25 U	0.25 UJ	0.25 U
Total Xylenes	µg/L	10000	190	0.75 U	0.75 U	0.75 U	0.75 U	0.75 U	0.75 U	0.75 UJ	0.75 U

Notes:
NS = no standard
Bold = detected compound above the MDL

Table 3-6. FWGWMP July 2012 VOC Analytical Results

Station ID				LL12mw-247	NTAmw-109	NTAmw-119	RQLmw-007	RQlmw-008	RQLmw-009	SCFmw-002	SCFmw-004
Sample ID		MCL	USEPA RSL	FWGLL12mw-247-0108-GW	FWGNTAmw-109C-0125-GW	FWGNTAmw-119-0126-GW	FWGRQLmw-007C-0127-GW	FWGRQLmw-008C-0128-GW	FWGRQLmw-009C-0129-GW	FWGSCFmw-002-0130-GW	FWGSCFmw-004-0131-GW
Date Collected				7/24/2012	7/25/2012	7/25/2012	7/23/2012	7/23/2012	7/23/2012	7/24/2012	7/23/2012
Sample Type				Grab	Grab	Grab	Grab	Grab	Grab	Grab	Grab
Analyte	Units										
1,1,1-Trichloroethane	µg/L	200	7500	0.25 U	0.25 U	0.25 U	0.25 U	0.25 U	0.25 U	0.25 U	0.25 U
1,1,2,2-Tetrachloroethane	µg/L	NS	0.066	0.25 U	0.25 U	0.25 U	0.25 U	0.25 U	0.25 U	0.25 U	0.25 U
1,1,2-Trichloroethane	µg/L	5	0.24	0.50 U	0.50 U	0.50 U	0.50 U	0.50 U	0.50 U	0.50 U	0.50 U
1,1-Dichloroethane	µg/L	NS	2.4	0.25 U	0.25 U	0.25 U	0.25 U	0.25 U	0.25 U	0.25 U	0.25 U
1,1-Dichloroethene (total)	µg/L	7	260	0.25 U	0.25 U	0.25 U	0.25 U	0.25 U	0.25 U	0.25 U	0.25 U
1,2-Dibromoethane	µg/L	NS	0.0065	0.25 U	0.25 U	0.25 U	0.25 U	0.25 U	0.25 U	0.25 U	0.25 U
1,2-Dichloroethane	µg/L	5	0.15	0.25 U	0.25 U	0.25 U	0.25 U	0.25 U	0.25 U	0.25 U	0.25 U
1,2-Dichloroethene (total)	µg/L	NS	130	0.50 U	0.50 U	0.50 U	0.50 U	0.50 U	0.50 U	0.50 U	0.50 U
1,2-Dichloropropane	µg/L	5	0.38	0.25 U	0.25 U	0.25 U	0.25 U	0.25 U	0.25 U	0.25 U	0.25 U
2-Butanone	µg/L	NS	4900	0.57 U	0.57 U	0.57 U	0.57 U	0.57 U	0.57 U	0.57 U	0.57 U
2-Hexanone	µg/L	NS	34	0.50 U	0.50 U	0.50 U	0.50 U	0.50 U	0.50 U	0.50 U	0.50 U
4-Methyl-2-pentanone	µg/L	NS	1000	0.50 U	0.50 U	0.50 U	0.50 U	0.50 U	0.50 U	0.50 U	0.50 U
Acetone	µg/L	NS	12000	**1.2 B**	1.1 UJ	1.1 UJ	1.1 U	1.1 U	1.1 U	1.1 U	1.1 U
Benzene	µg/L	5	0.39	0.25 U	0.25 U	0.25 U	0.25 U	0.25 U	0.25 U	0.25 U	0.25 U
Bromochloromethane	µg/L	NS	83	0.50 U	0.50 U	0.50 U	0.50 U	0.50 U	0.50 U	0.50 U	0.50 U
Bromodichloromethane	µg/L	NS	0.12	0.25 U	0.25 U	0.25 U	0.25 U	0.25 U	0.25 U	0.25 U	0.25 U
Bromoform	µg/L	NS	7.9	0.64 U	0.64 U	0.64 U	0.64 U	0.64 U	0.64 U	0.64 U	0.64 U
Bromomethane	µg/L	NS	7	0.50 UJ	0.50 U	0.50 U	0.50 U	0.50 U	0.50 U	0.50 UJ	0.50 U
Carbon disulfide	µg/L	NS	720	0.25 U	0.25 U	**1.0 J**	**0.17 J**	0.25 U	0.25 U	0.18 J	0.25 U
Carbon tetrachloride	µg/L	5	0.39	0.25 U	0.25 U	0.25 U	0.25 U	0.25 U	0.25 U	0.25 U	0.25 U
Chlorobenzene	µg/L	10	72	0.25 U	0.25 U	0.25 U	0.25 U	0.25 U	0.25 U	0.25 U	0.25 U
Chloroethane	µg/L	NS	21000	0.50 UJ	0.50 UJ	0.50 UJ	0.50 U	0.50 U	0.50 U	0.50 UJ	0.50 U
Chloroform	µg/L	NS	0.19	0.25 U	0.25 U	0.25 U	0.25 U	0.25 U	0.25 U	0.25 U	0.25 U
Chloromethane	µg/L	NS	190	0.50 U	0.50 U	0.50 U	0.50 U	0.50 U	0.50 U	0.50 U	0.50 U
cis-1,2-dichloroethene	µg/L	70	28	0.25 U	0.25 U	0.25 U	0.25 U	0.25 U	0.25 U	0.25 U	0.25 U
cis-1,3-Dichloropropene	µg/L	NS	0.41	0.25 U	0.25 U	0.25 U	0.25 U	0.25 U	0.25 U	0.25 U	0.25 U
Dibromochloromethane	µg/L	NS	0.15	0.25 U	0.25 U	0.25 U	0.25 U	0.25 U	0.25 U	0.25 U	0.25 U
Ethylbenzene	µg/L	700	1.3	0.25 U	0.25 U	0.25 U	0.25 U	0.25 U	0.25 U	0.25 U	0.25 U
m&p-xylenes	µg/L	NS	190	0.50 U	0.50 U	0.50 U	0.50 U	0.50 U	0.50 U	0.50 U	0.50 U
Methylene chloride	µg/L	5	9.9	0.50 UJ	0.50 U	0.50 U	0.50 U	0.50 U	0.50 U	0.50 UJ	0.50 U
o-xylene	µg/L	NS	190	0.25 U	0.25 U	0.25 U	0.25 U	0.25 U	0.25 U	0.25 U	0.25 U
Styrene	µg/L	100	1100	0.25 U	0.25 U	0.25 U	0.25 U	0.25 U	0.25 U	0.25 U	0.25 U
Tetrachloroethene	µg/L	5	9.7	0.50 U	0.50 U	0.50 U	0.50 U	0.50 U	0.50 U	0.50 U	0.50 U
Toluene	µg/L	1000	860	0.25 U	0.25 U	0.25 U	0.25 U	0.25 U	0.25 U	0.25 U	0.25 U
trans-1,2-dichloroethene	µg/L	100	86	0.25 U	0.25 U	0.25 U	0.25 U	0.25 U	0.25 U	0.25 U	0.25 U
trans-1,3-Dichloropropene	µg/L	NS	0.41	0.25 U	0.25 U	0.25 U	0.25 U	0.25 U	0.25 U	0.25 U	0.25 U
Trichloroethene	µg/L	5	0.44	0.25 U	0.25 U	0.25 U	0.25 U	0.25 U	0.25 U	0.25 U	0.25 U
Vinyl chloride	µg/L	2	0.015	0.25 U	0.25 U	0.25 U	0.25 U	0.25 U	0.25 U	0.25 U	0.25 U
Total Xylenes	µg/L	10000	190	0.75 U	0.75 U	0.75 U	0.75 U	0.75 U	0.75 U	0.75 U	0.75 U

Notes:
NS = no standard
Bold = detected compound above the MDL

Table 3-6. FWGWMP July 2012 VOC Analytical Results

Station ID				WBGmw-006	WBGmw-007	WBGmw-009	WBGmw-018	WBGmw-019	WBGmw-020	WBGmw-021
Sample ID		MCL	USEPA RSL	FWGWBGmw-006C-0132-GW	FWGWBGmw-007C-0133-GW	FWGWBGmw-009C-0134-GW	FWGWBGmw-018-0135-GW	FWGWBGmw-019-0136-GW	FWGWBGmw-020-0137-GW	FWGWBGmw-021-0138-GW
Date Collected				7/24/2012	7/24/2012	7/24/2012	7/24/2012	7/24/2012	7/24/2012	7/24/2012
Sample Type				Grab	Grab	Grab	Grab	Grab	Grab	Grab
Analyte	Units									
1,1,1-Trichloroethane	µg/L	200	7500	0.25 U	0.25 U	0.25 U	0.25 U	0.25 U	0.25 U	0.25 U
1,1,2,2-Tetrachloroethane	µg/L	NS	0.066	0.25 U	0.25 U	0.25 U	0.25 U	0.25 U	0.25 U	0.25 U
1,1,2-Trichloroethane	µg/L	5	0.24	0.50 U	0.50 U	0.50 U	0.50 U	0.50 U	0.50 U	0.50 U
1,1-Dichloroethane	µg/L	NS	2.4	0.25 U	0.25 U	0.25 U	0.25 U	0.25 U	0.25 U	0.25 U
1,1-Dichloroethene (total)	µg/L	7	260	0.25 U	0.25 U	0.25 U	0.25 U	0.25 U	0.25 U	0.25 U
1,2-Dibromoethane	µg/L	NS	0.0065	0.25 U	0.25 U	0.25 U	0.25 U	0.25 U	0.25 U	0.25 U
1,2-Dichloroethane	µg/L	5	0.15	0.25 U	0.25 U	0.25 U	0.25 U	0.25 U	0.25 U	0.25 U
1,2-Dichloroethene (total)	µg/L	NS	130	0.50 U	0.50 U	0.50 U	0.50 U	0.50 U	0.50 U	0.50 U
1,2-Dichloropropane	µg/L	5	0.38	0.25 U	0.25 U	0.25 U	0.25 U	0.25 U	0.25 U	0.25 U
2-Butanone	µg/L	NS	4900	0.57 U	0.57 U	0.57 U	0.57 U	0.57 U	0.57 U	0.57 U
2-Hexanone	µg/L	NS	34	0.50 U	0.50 U	0.50 U	0.50 U	0.50 U	0.50 U	0.50 U
4-Methyl-2-pentanone	µg/L	NS	1000	0.50 U	0.50 U	0.50 U	0.50 U	0.50 U	0.50 U	0.50 U
Acetone	µg/L	NS	12000	1.1 U	1.1 U	1.1 U	1.1 U	1.1 UJ	1.1 U	1.1 U
Benzene	µg/L	5	0.39	0.25 U	0.25 U	0.25 U	0.25 U	0.25 U	0.25 U	0.25 U
Bromochloromethane	µg/L	NS	83	0.50 U	0.50 U	0.50 U	0.50 U	0.50 U	0.50 U	0.50 U
Bromodichloromethane	µg/L	NS	0.12	0.25 U	0.25 U	0.25 U	0.25 U	0.25 U	0.25 U	0.25 U
Bromoform	µg/L	NS	7.9	0.64 U	0.64 U	0.64 U	0.64 U	0.64 U	0.64 U	0.64 U
Bromomethane	µg/L	NS	7	0.50 U	0.50 U	0.50 UJ	0.50 U	0.50 U	0.50 UJ	0.50 UJ
Carbon disulfide	µg/L	NS	720	0.25 U	0.25 U	0.25 U	0.25 U	0.25 U	0.25 U	**0.13 J**
Carbon tetrachloride	µg/L	5	0.39	0.25 U	0.25 U	0.25 U	0.25 U	0.25 U	0.25 U	0.25 U
Chlorobenzene	µg/L	10	72	0.25 U	0.25 U	0.25 U	0.25 U	0.25 U	0.25 U	0.25 U
Chloroethane	µg/L	NS	21000	0.50 U	0.50 U	0.50 UJ	0.50 U	0.50 U	0.50 UJ	0.50 UJ
Chloroform	µg/L	NS	0.19	0.25 U	0.25 U	0.25 U	0.25 U	0.25 U	0.25 U	0.25 U
Chloromethane	µg/L	NS	190	0.50 U	0.50 U	0.50 U	0.50 U	0.50 U	0.50 U	0.50 U
cis-1,2-dichloroethene	µg/L	70	28	0.25 U	0.25 U	0.25 U	0.25 U	0.25 U	0.25 U	0.25 U
cis-1,3-Dichloropropene	µg/L	NS	0.41	0.25 U	0.25 U	0.25 U	0.25 U	0.25 U	0.25 U	0.25 U
Dibromochloromethane	µg/L	NS	0.15	0.25 U	0.25 U	0.25 U	0.25 U	0.25 U	0.25 U	0.25 U
Ethylbenzene	µg/L	700	1.3	0.25 U	0.25 U	0.25 U	0.25 U	0.25 U	0.25 U	0.25 U
m&p-xylenes	µg/L	NS	190	0.50 U	0.50 U	0.50 U	0.50 U	0.50 U	0.50 U	0.50 U
Methylene chloride	µg/L	5	9.9	0.50 U	0.50 U	0.50 UJ	0.50 U	0.50 U	0.50 UJ	0.50 UJ
o-xylene	µg/L	NS	190	0.25 U	0.25 U	0.25 U	0.25 U	0.25 U	0.25 U	0.25 U
Styrene	µg/L	100	1100	0.25 U	0.25 U	0.25 U	0.25 U	0.25 U	0.25 U	0.25 U
Tetrachloroethene	µg/L	5	9.7	0.50 U	0.50 U	0.50 U	0.50 U	0.50 U	0.50 U	0.50 U
Toluene	µg/L	1000	860	0.25 U	0.25 U	0.25 U	0.25 U	0.25 U	0.25 U	0.25 U
trans-1,2-dichloroethene	µg/L	100	86	0.25 U	0.25 U	0.25 U	0.25 U	0.25 U	0.25 U	0.25 U
trans-1,3-Dichloropropene	µg/L	NS	0.41	0.25 U	0.25 U	0.25 U	0.25 U	0.25 U	0.25 U	0.25 U
Trichloroethene	µg/L	5	0.44	0.25 U	0.25 U	0.25 U	0.25 U	0.25 U	0.25 U	0.25 U
Vinyl chloride	µg/L	2	0.015	0.25 U	0.25 U	0.25 U	0.25 U	0.25 U	0.25 U	0.25 U
Total Xylenes	µg/L	10000	190	0.75 U	0.75 U	0.75 U	0.75 U	0.75 U	0.75 U	0.75 U

Notes:
NS = no standard
Bold = detected compound above the MDL

Table 3-6. FWGWMP July 2012 VOC Analytical Results

Data Qualifiers

Data qualifier flags are used in an effort to describe the quality of each piece of data for each constituent. These flags are letter codes appended to the numerical data. The following data qualifiers are specified in the USACE Louisville Chemistry Guidelines. For a complete explanation of qualifiers used for each constituent please refer to the Data Verification Summaries in Appendix C.

U The analyte was analyzed for but not detected. The numerical value preceding the U is the associated reporting limit.

J The identification of the analyte is acceptable, but the quality assurance criteria indicate that the quantitative values may be outside the normal expected range of precision (i.e., the quantitative value is estimated). Examples include:
- Results detected above the laboratory MDL but less than the laboratory reporting limit.
- MS/MSD percent recoveries outside the acceptance criteria.
- Laboratory control sample (LCS) percent recoveries outside acceptance criteria.

R Data are considered to be rejected and shall not be used. This flag denotes the failure of quality control criteria such that it cannot be determined if the analyte is present or absent from the sample [e.g., the method reporting limit (MRL) verification standard was below quality control guidelines; associated sample results that were non-detect are unusable].

UJ This flag is a combination of the U and J qualifiers, which indicate that the analyte is not present. The reported value is considered to be an estimated reporting limit (RL).

B The B flag is used for both organic and inorganic analyses when the analyte is found in the method blank or any of the field blanks. This designation overrides the Contract Laboratory Program (CLP) “B” designation when used by the laboratory as an estimated value for inorganics.

3.3.4 Semivolatile Organic Compounds (SVOCs)

The analytical results for SVOCs are summarized in Table 3-7. The following SVOCs were detected above the MDL for this sampling event.

- Bis(2-ethylhexyl)phthalate – BKGmw-005 (0.87 µg/L), BKGmw-021 (1.1 µg/L), CBPmw-002 (0.91 µg/L), LL11mw-007 (1.2 µg/L), B12mw-012 (1.3 µg/L), B12mw-013 (1.7 µg/L), CBLmw-002 (1.2 µg/L), CBLmw-005 (1.1 µg/L B), CBPmw-009 (0.88 µg/L J), DA2mw-115 (1.6 µg/L J), DETmw-003 (1.3 µg/L), DETmw-004 (0.97 µg/L J), EBGmw-131 (0.80 µg/L**)**, FWGmw-001 (2.9 µg/L), FWGmw-002 (1.5 µg/L), FWGmw-003 (2.2 µg/L), FWGmw-004 (1.3 µg/L), FWGmw-005 (11 µg/L J), FWGmw-006 1.0 µg/L), FWGmw-007 (1.3 µg/L), FWGmw-008 (0.84 µg/L), FWGmw-009 (1.1 µg/L), FWGmw-011 (0.86 µg/L), FWGmw-012 (1.0 µg/L), FWGmw-013 (1.6 µg/L), FWGmw-014 (0.92 µg/L), FWGmw-015 (1.1 µg/L), FWGmw-016 (1.2 µg/L), LL1mw-064 (0.92 µg/L), LL1mw-065 (2.0 µg/L J B), LL1mw-086 (1.0 µg/L J B), LL1mw-087 (0.83 µg/L J B), LL2mw-265 (0.80 µg/L J B), LL3mw-241 (0.92 µg/L), LL3mw-242 (0.8 µg/L), LL3mw-245 (1.2 µg/L), LL4mw-199 (0.95 µg/L), LL4mw-006 (0.96 µg/L B), LL4mw-201 (1.0 µg/L), LL6mw-002 (22 µg/L), LL6mw-005 (1.8 µg/L), LL6mw-008 (1.1 µg/L), LL6mw-009 (0.92 µg/L), LL11mw-011 (1.2 µg/L J B),LL11mw-012 (1.3 µg/L B), LL12mw-182 (2.7 µg/L J), LL12mw-182ss (1.9 µg/L), LL12mw-245 (1.9 µg/L), LL12mw-247 (1.0 µg/L J B), NTAmw-109 (1.2 µg/L), NTAmw-119 (1.1 µg/L), RQLmw-008 (0.87 µg/L B), WBGmw-019 (0.94 µg/L), WBGmw-020 (1.5 µg/L), and WBGmw-021 (1.5 µg/L B). The MCL for bis(2-ethylhexyl)phthalate is 6 µg/L. The RSL is 4.8 µg/L.

- Anthracene – B12mmw-012 (0.57 µg/L). There is no MCL for Anthracene. The RSL is 1300 µg/L.

- Benzyl Alcohol – WBGmw-018 (0.59 µg/L J). There is no MCL for Benzyl Alcohol. The RSL is 1500µg/L.

- Di-n-butyl phthalate – LL1mw-065 (0.75 µg/L J). There is no MCL for Di-n-butyl phthalate. The RSL is 11,000 µg/L.

- Di-n-octyl phthalate – B12mw-012 (25 µg/L). There is no MCL for Di-n-octyl phthalate. The RSL is 190 µg/L.

- Fluorene – RQLmw-008 (0.15 µg/L). There is no MCL for Fluorene. The RSL is 220 µg/L.

- Naphthalene – FWGmw-003 (0.27 µg/L) and NTAmw-119 (0.24 µg/L). There is no MCL for Naphthalene. The RSL is 0.14 µg/L.

As shown in Table 3-7, the following SVOCs were detected at levels exceeding either their corresponding MCLs or RSLs:

- Naphthalene in FWGmw-003 at a level of 0.27 µg/L, NTAmw-119 at a level of 0.24 µg/L. There is no MCL for Naphthalene. The RSL is 0.14 µg/L.

- Bis(2-ethylhexyl)phthalate in FWGmw-005 (11 µg/L J), and LL6mw-002 (22 µg/L). The MCL for bis(2-ethylhexyl)phthalate is 6 µg/L. The RSL is 4.8 µg/L. Several wells had detections for bis(2-ethylhexyl)phthalate that were associated with method blank contamination. While several wells (e.g., LL12mw-182) have had consistent detections of bis(2-ethylhexyl)phthalate (as described below), the majority of bis(2-ethylhexyl)phthalate have historically been associated with blank contamination.

Bis(2-ethylhexyl)phthalate is being evaluated in two adjacent wells at Load Line 12 – one polyvinyl chloride constructed well (LL12mw-182) and the other a stainless steel constructed well (LL12mw-182ss). The samples from LL12mw-182 and LL12mw-182ss were found to contain bis(2-ethylhexyl) phthalate at concentrations of 2.7 µg/L and 1.9 µg/L, respectively, which do not exceed the RSL for this analyte.

Table 3-7. FWGWMP July 2012 SVOCs Analytical Results

Station ID				BKGmw-005	BKGmw-021	CBPmw-002	DA2mw-108	EBGmw-125	LL1mw-064
Sample ID		MCL	USEPA RSL	FWGBKGmw-005C-0068-GW	FWGBKGmw-021C-0069-GW	FWGCBPmw-002C-0072-GW	FWGDA2mw-108C-0074-GW	FWGEBGmw-125C-0079-GW	FWGLL1mw-064C-0109-GW
Date Collected				7/24/2012	7/25/2012	7/24/2012	7/26/2012	7/23/2012	7/23/2012
Sample Type				Grab	Grab	Grab	Grab	Grab	Grab
Analyte	Units								
bis(2-Ethylhexyl)phthalate	µg/L	6	0.035	**0.87**	**1.1**	**0.91**	0.76 U	0.76 UJ	**0.92**
Butyl benzyl phthalate	µg/L	NS	14	0.76 U	0.76 U	0.76 U	0.76 U	0.76 UJ	0.76 U
Diethyl phthalate	µg/L	NS	11000	0.76 U	0.76 U	0.76 U	0.76 U	0.76 UJ	0.76 U
Dimethyl phthalate	µg/L	NS	NS	0.76 U	0.76 U	0.76 U	0.76 U	0.76 UJ	0.76 U
Di-n-butyl phthalate	µg/L	NS	670	0.76 U	0.76 U	0.76 U	0.76 U	0.76 UJ	0.76 U
Di-n-octyl phthalate	µg/L	NS	190	0.76 U	0.76 U	0.76 U	0.76 U	0.76 UJ	0.76 U

Notes:

NS = no standard

Bold = detected compound above the MDL

N/A = Not Analyzed

Table 3-7. FWGWMP July 2012 SVOCs Analytical Results

Station ID				LL1mw-065	LL3mw-241	LL3mw-242	LL4mw-199	LL11mw-007	LL12mw-182
Sample ID		MCL	USEPA RSL	FWGLL1mw-065C-0110-GW	FWGLL3mw-241C-0115-GW	FWGLL3mw-242C-0116-GW	FWGLL4mw-199C-0119-GW	FWGLL11mw-007C-0098-GW	FWGLL12mw-182C-0101-GW
Date Collected				7/23/2012	7/24/2012	7/25/2012	7/23/2012	7/25/2012	7/23/2012
Sample Type				Grab	Grab	Grab	Grab	Grab	Grab
Analyte	Units								
bis(2-Ethylhexyl)phthalate	µg/L	6	0.035	**2.0 JB**	**0.92**	**0.80**	**0.95**	**1.2**	**2.7 J**
Butyl benzyl phthalate	µg/L	NS	14	0.76 UJ	0.76 U	0.76 U	0.77 U	0.76 U	0.81 UJ
Diethyl phthalate	µg/L	NS	11000	0.76 UJ	0.76 U	0.76 U	0.77 U	0.76 U	0.81 UJ
Dimethyl phthalate	µg/L	NS	NS	0.76 UJ	0.76 U	0.76 U	0.77 U	0.76 U	0.81 UJ
Di-n-butyl phthalate	µg/L	NS	670	**0.75 J**	0.76 U	0.76 U	0.77 U	0.76 U	0.81 UJ
Di-n-octyl phthalate	µg/L	NS	190	0.76 UJ	0.76 U	0.76 U	0.77 U	0.76 U	0.81 UJ

Notes:

NS = no standard

Bold = detected compound above the MDL

N/A = Not Analyzed

Table 3-7. FWGWMP July 2012 SVOCs Analytical Results

Station ID				LL12mw-182ss	WBGmw-006	WBGmw-007	WBGmw-009
Sample ID		MCL	USEPA RSL	FWGLL12mw-182ss-0102-GW	FWGWBGmw-006C-0132-GW	FWGWBGmw-007C-0133-GW	FWGWBGmw-009C-0134-GW
Date Collected				7/23/2012	7/24/2012	7/24/2012	7/24/2012
Sample Type				Grab	Grab	Grab	Grab
Analyte	Units						
bis(2-Ethylhexyl)phthalate	µg/L	6	0.035	**1.9**	**0.96 B**	0.78 U	0.76 U
Butyl benzyl phthalate	µg/L	NS	14	0.82 U	0.76 U	0.78 U	0.76 U
Diethyl phthalate	µg/L	NS	11000	0.82 U	0.76 U	0.78 U	0.76 U
Dimethyl phthalate	µg/L	NS	NS	0.82 U	0.76 U	0.78 U	0.76 U
Di-n-butyl phthalate	µg/L	NS	670	0.82 U	0.76 U	0.78 U	0.76 U
Di-n-octyl phthalate	µg/L	NS	190	0.82 U	0.76 U	0.78 U	0.76 U

Notes:

NS = no standard

Bold = detected compound above the MDL

N/A = Not Analyzed

Table 3-7. FWGWMP July 2011 SVOCs Analytical Results

Station ID				LL2mw-059	LL2mw-265	SCFmw-004
Sample ID		MCL	USEPA RSL	FWGLL2mw-059-0113-GW	FWGLL2MW-265C-0114-GW	FWGSCFMW-004-0131-GW
Date Collected				7/23/2012	7/23/2012	7/23/2012
Sample Type				Grab	Grab	Grab
Analyte	Units					
2,4,5-Trichlorophenol	µg/L	NS	890	0.76 U	0.76 U	0.76 UJ
2,4,6-Trichlorophenol	µg/L	NS	3.5	0.76 U	0.76 U	0.76 UJ
2,4-Dichlorophenol	µg/L	NS	35	0.76 U	0.76 U	0.76 UJ
2,4-Dimethylphenol	µg/L	NS	270	0.76 U	0.76 U	0.76 UJ
2,4-Dinitrophenol	µg/L	NS	30	2.3 UJ	2.3 UJ	2.3 UJ
2-Chlorophenol	µg/L	NS	71	0.76 U	0.76 U	0.76 UJ
2-Methylphenol	µg/L	NS	720	0.76 U	0.76 U	0.76 UJ
2-Nitrophenol	µg/L	NS	NS	0.76 U	0.76 U	0.76 UJ
3- and 4-Methylphenol	µg/L	NS	720	0.76 U	0.76 U	0.76 UJ
4,6-Dinitro-2-methylphenol	µg/L	NS	1.2	2.3 U	2.3 U	2.3 UJ
4-Chloro-3-methylphenol	µg/L	NS	1100	0.76 U	0.76 U	0.76 UJ
4-Nitrophenol	µg/L	NS	NS	2.3 U	2.3 U	2.3 UJ
bis(2-Ethylhexyl) phthalate	µg/L	6	4.8	0.76 UJ	**0.80 JB**	0.76 UJ
Butyl benzyl phthalate	µg/L	NS	14	0.76 UJ	0.76 UJ	0.76 UJ
Diethyl phthalate	µg/L	NS	11000	0.76 UJ	0.76 UJ	0.76 UJ
Dimethyl phthalate	µg/L	NS	NS	0.76 UJ	0.76 UJ	0.76 UJ
Di-n-butyl phthalate	µg/L	NS	670	0.76 UJ	0.76 UJ	0.76 UJ
Di-n-octyl phthalate	µg/L	NS	NS	0.76 UJ	0.76 UJ	0.76 UJ
Pentachlorophenol	µg/L	1	0.035	2.3 U	2.3 U	2.3 UJ
Phenol	µg/L	NS	4500	0.76 U	0.76 U	0.76 UJ

Notes:

NS = no standard

Bold = detected compound above the MDL

N/A = Not Analyzed

Table 3-7. FWGWMP July 2012 SVOCs Analytical Results

Station ID				B12mw-012	CBLmw-002	LL6mw-002	LL6mw-005	NTAmw-109
Sample ID		MCL	USEPA RSL	FWGBKGMW-021C-066-GW	FWGCBLMW-002C-0070-GW	FWGLL6MW-002C-0122-GW	FWGLL6MW-005C-0122-GW	FWGNTAMW-009C-0125-GW
Date Collected				7/25/2012	7/25/2012	7/25/2012	7/25/2012	7/25/2012
Sample Type				Grab	Grab	Grab	Grab	Grab
Analyte	Units							
2,4-Dinitrotoluene	µg/L	NS	0.2	0.76 U	0.82 U	0.76 U	0.76 U	0.78 U
2,6-Dinitrotoluene	µg/L	NS	15	0.76 U	0.82 U	0.76 U	0.76 U	0.78 U
Acenaphthene	µg/L	NS	400	0.095 U	0.10 U	0.095 U	0.095 U	0.097 U
Acenaphthylene	µg/L	NS	NS	0.095 U	0.10 U	0.095 U	0.095 U	0.097 U
Anthracene	µg/L	NS	1300	**0.57**	0.10 U	0.095 U	0.095 U	0.097 U
Benzo(a)anthracene	µg/L	NS	0.029	0.095 U	0.10 U	0.095 U	0.095 U	0.097 U
Benzo(a)pyrene	µg/L	0.2	0.0029	0.095 U	0.10 U	0.095 UJ	0.095 UJ	0.097 U
Benzo(b)fluoranthene	µg/L	NS	0.029	0.095 U	0.10 U	0.095 UJ	0.095 UJ	0.097 U
Benzo(g,h,i)perylene	µg/L	NS	NS	0.095 U	0.10 U	0.095 U	0.095 U	0.097 U
Benzo(k)fluoranthene	µg/L	NS	0.29	0.095 U	0.10 U	0.095 U	0.095 U	0.097 U
bis(2-Ethylhexyl)phthalate	µg/L	6	4.8	**1.3**	**1.2**	**22**	**1.8**	**1.2**
Butyl benzyl phthalate	µg/L	NS	14	0.76 U	0.82 U	0.76 U	0.76 U	0.78 U
Chrysene	µg/L	NS	2.9	0.095 U	0.10 U	0.095 U	0.095 U	0.097 U
Dibenzo(a,h)anthracene	µg/L	NS	0.0029	0.095 U	0.10 U	0.095 U	0.095 U	0.097 U
Diethyl phthalate	µg/L	NS	11000	0.76 U	0.82 U	0.76 U	0.76 U	0.78 U
Dimethyl phthalate	µg/L	NS	NS	0.76 U	0.82 U	0.76 U	0.76 U	0.78 U
Di-n-butyl phthalate	µg/L	NS	670	0.76 U	0.82 U	0.76 U	0.76 U	0.78 U
Di-n-octyl phthalate	µg/L	NS	190	**25**	0.82 U	0.76 U	0.76 U	0.78 U
Fluoranthene	µg/L	NS	630	0.095 U	0.10 U	0.095 U	0.095 U	0.097 U
Fluorene	µg/L	NS	220	0.095 U	0.10 U	0.095 U	0.095 U	0.097 U
Indeno(1,2,3-cd)pyrene	µg/L	NS	0.029	0.095 U	0.10 U	0.095 U	0.095 U	0.097 U
Naphthalene	µg/L	NS	0.14	0.095 U	0.10 U	0.095 U	0.095 U	0.097 U
Nitrobenzene	µg/L	NS	0.12	0.095 U	0.10 U	0.095 U	0.095 U	0.097 U
Phenanthrene	µg/L	NS	NS	**0.58**	0.10 U	0.095 U	0.095 U	0.097 U
Pyrene	µg/L	NS	87	0.095 U	0.10 U	0.095 U	0.095 U	0.097 U

Notes:

NS = no standard

Bold = detected compound above the MDL

N/A = Not Analyzed

Table 3-7. FWGWMP July 2012 SVOC Analytical Results

Station ID				LL12mw-187	LL12mw-242	LL12mw-245	LL12mw-246	SCFmw-002
Sample ID		MCL	USEPA RSL	FWGLL12MW-187C-0104-GW	FWGLL12MW-242C-0105-GW	FWGLL12MW-245C-0106-GW	FWGLL12MW-246C-0107-GW	FWGSCFmw-002-0130-GW
Date Collected				1/31/2012	7/26/2012	7/24/2012	7/26/2012	7/24/2012
Sample Type				Grab	Grab	Grab	Grab	Grab
Analyte	Units							
2,4,5-Trichlorophenol	µg/L	NS	890	0.76 U	0.76 U	0.85 U	0.76 U	0.76 UJ
2,4,6-Trichlorophenol	µg/L	NS	3.5	0.76 U	0.76 U	0.85 U	0.76 U	0.76 UJ
2,4-Dichlorophenol	µg/L	NS	35	0.76 U	0.76 U	0.85 U	0.76 U	0.76 UJ
2,4-Dimethylphenol	µg/L	NS	270	0.76 U	0.76 U	0.85 U	0.76 U	0.76 UJ
2,4-Dinitrophenol	µg/L	NS	30	2.3 UJ	2.3 UJ	2.6 U	2.3 UJ	2.3 UJ
2-Chlorophenol	µg/L	NS	71	0.76 U	0.76 U	0.85 U	0.76 U	0.76 UJ
2-Methylphenol	µg/L	NS	720	0.76 U	0.76 U	0.85 U	0.76 U	0.76 UJ
2-Nitrophenol	µg/L	NS	NS	0.76 U	0.76 U	0.85 U	0.76 U	0.76 UJ
3- and 4-Methylphenol	µg/L	NS	720	0.76 U	0.76 U	0.85 U	0.76 U	0.76 UJ
4,6-Dinitro-2-methylphenol	µg/L	NS	1.2	2.3 U	2.3 U	2.6 U	2.3 U	2.3 UJ
4-Chloro-3-methylphenol	µg/L	NS	1100	0.76 U	0.76 U	0.85 U	0.76 U	0.76 UJ
4-Nitrophenol	µg/L	NS	72	2.3 UJ	2.3 UJ	2.6 U	2.3 UJ	2.3 UJ
Acenaphthene	µg/L	NS	400	0.095 U	0.095 U	0.11 U	0.095 U	0.095 UJ
Acenaphthylene	µg/L	NS	NS	0.095 U	0.095 U	0.11 U	0.095 U	0.095 UJ
Anthracene	µg/L	NS	1300	0.095 U	0.095 U	0.11 U	0.095 U	0.095 UJ
Benzo(a)anthracene	µg/L	NS	0.029	0.095 U	0.095 U	0.11 U	0.095 U	0.095 UJ
Benzo(a)pyrene	µg/L	0.2	0.0029	0.095 UJ	0.095 UJ	0.11 U	0.095 UJ	0.095 UJ
Benzo(b)fluoranthene	µg/L	NS	0.029	0.095 UJ	0.095 UJ	0.11 U	0.095 UJ	0.095 UJ
Benzo(g,h,i)perylene	µg/L	NS	NS	0.095 U	0.095 U	0.11 U	0.095 U	0.095 UJ
Benzo(k)fluoranthene	µg/L	NS	0.29	0.095 U	0.095 U	0.11 U	0.095 U	0.095 UJ
bis(2-Ethylhexyl)phthalate	µg/L	6	4.8	0.76 U	0.76 U	**1.9**	0.76 U	0.76 UJ
Butyl benzyl phthalate	µg/L	NS	14	0.76 U	0.76 U	0.85 U	0.76 U	0.76 UJ
Chrysene	µg/L	NS	2.9	0.095 U	0.095 U	0.11 U	0.095 U	0.095 UJ
Dibenzo(a,h)anthracene	µg/L	NS	0.0029	0.095 U	0.095 U	0.11 U	0.095 U	0.095 UJ
Diethyl phthalate	µg/L	NS	11000	0.76 U	0.76 U	0.85 U	0.76 U	0.76 UJ
Dimethyl phthalate	µg/L	NS	NS	0.76 U	0.76 U	0.85 U	0.76 U	0.76 UJ
Di-n-butyl phthalate	µg/L	NS	670	0.76 U	0.76 U	0.85 U	0.76 U	0.76 UJ
Di-n-octyl phthalate	µg/L	NS	190	0.76 U	0.76 U	0.85 U	0.76 U	0.76 UJ
Fluoranthene	µg/L	NS	630	0.095 U	0.095 U	0.11 U	0.095 U	0.095 UJ
Fluorene	µg/L	NS	220	0.095 U	0.095 U	0.11 U	0.095 U	0.095 UJ
Indeno(1,2,3-cd)pyrene	µg/L	NS	0.029	0.095 U	0.095 U	0.11 U	0.095 U	0.095 UJ
Naphthalene	µg/L	NS	0.14	0.095 U	0.095 U	0.11 U	0.095 U	0.095 UJ
Pentachlorophenol	µg/L	1	0.035	2.3 U	2.3 U	2.6 U	2.3 U	2.3 UJ
Phenanthrene	µg/L	NS	NS	0.095 U	0.095 U	0.11 U	0.095 U	0.095 UJ
Phenol	µg/L	NS	4500	0.76 U	0.76 U	0.85 U	0.76 U	0.76 UJ
Pyrene	µg/L	NS	87	0.095 U	0.095 U	0.11 U	0.095 U	0.095 UJ

Notes:
NS = no standard
Bold = detected compound above the MDL

Table 3-7. FWGWMP July 2012 SVOC Analytical Results

Station ID				B12mw-013	CBLmw-005	CBPmw-009	DA2mw-114	DA2mw-115	DETmw-003	DETmw-004
Sample ID		MCL	USEPA RSL	FWGB12mw-013-0067-GW	FWGCBLmw-005-0071-GW	FWGCBPmw-009-0073-GW	FWGDA2mw-114-0075-GW	FWGDA2mw-115-0076-GW	FWGDETmw-003C-0077-GW	FWGDETmw-004C-0078-GW
Date Collected				7/25/2012	7/24/2012	7/24/2012	7/26/2012	7/26/2012	7/26/2012	7/25-26/2012
Sample Type				Grab	Grab	Grab	Grab	Grab	Grab	Grab
Analyte	Units									
1,2,4-Trichlorobenzene	µg/L	70	0.99	0.76 U	0.85 U	0.76 U	0.76 U	0.76 U	0.76 U	0.91 UJ
1,2-Dichlorobenzene	µg/L	600	280	0.76 U	0.85 U	0.76 U	0.76 U	0.76 U	0.76 U	0.91 UJ
1,3-Dichlorobenzene	µg/L	NS	NS	0.76 U	0.85 U	0.76 U	0.76 U	0.76 U	0.76 U	0.91 UJ
1,4-Dichlorobenzene	µg/L	75	0.42	0.76 U	0.85 U	0.76 U	0.76 U	0.76 U	0.76 U	0.91 UJ
2,2-oxybis (1-chloropropane)	µg/L	NS	NS	0.76 U	0.85 U	0.76 U	0.76 U	0.76 U	0.76 U	0.91 UJ
2,4,5-Trichlorophenol	µg/L	NS	890	0.76 U	0.85 U	0.76 U	0.76 U	0.76 U	0.76 U	0.91 UJ
2,4,6-Trichlorophenol	µg/L	NS	3.5	0.76 U	0.85 U	0.76 U	0.76 U	0.76 U	0.76 U	0.91 UJ
2,4-Dichlorophenol	µg/L	NS	35	0.76 U	0.85 U	0.76 U	0.76 U	0.76 U	0.76 U	0.91 UJ
2,4-Dimethylphenol	µg/L	NS	270	0.76 U	0.85 U	0.76 U	0.76 U	0.76 U	0.76 U	0.91 UJ
2,4-Dinitrophenol	µg/L	NS	30	2.3 U	2.6 U	2.3 U	2.3 UJ	2.3 UJ	2.3 UJ	2.7 UJ
2-Chloronaphthalene	µg/L	NS	550	0.095 U	0.11 U	0.095 UJ	0.095 U	0.095 U	0.095 U	0.11 UJ
2-Chlorophenol	µg/L	NS	71	0.76 U	0.85 U	0.76 U	0.76 U	0.76 U	0.76 U	0.91 UJ
2-Methylnaphthalene	µg/L	NS	27	0.095 U	0.11 U	0.095 U	0.095 U	0.095 U	0.095 U	0.11 UJ
2-Methylphenol	µg/L	NS	720	0.76 U	0.85 U	0.76 U	0.76 U	0.76 U	0.76 U	0.91 UJ
2-Nitroaniline	µg/L	NS	150	0.76 U	0.85 U	0.76 U	0.76 U	0.76 U	0.76 U	0.91 UJ
2-Nitrophenol	µg/L	NS	NS	0.76 U	0.85 U	0.76 U	0.76 U	0.76 U	0.76 U	0.91 UJ
3,3'-Dichlorobenzidine	µg/L	NS	0.11	0.76 UJ	0.85 U	0.76 U	0.76 UJ	0.76 UJ	0.76 UJ	0.91 UJ
3- and 4-Methylphenol	µg/L	NS	720	0.76 U	0.85 U	0.76 U	0.76 U	0.76 U	0.76 U	0.91 UJ
3-Nitroaniline	µg/L	NS	NS	0.76 U	0.85 U	0.76 U	0.76 U	0.76 U	0.76 U	0.91 UJ
4,6-Dinitro-2-methylphenol	µg/L	NS	1.2	2.3 U	2.6 U	2.3 U	2.3 U	2.3 U	2.3 U	2.7 UJ
4-Bromophenyl phenyl ether	µg/L	NS	NS	0.76 U	0.85 U	0.76 U	0.76 U	0.76 U	0.76 U	0.91 UJ
4-Chloro-3-methylphenol	µg/L	NS	1100	0.76 U	0.85 U	0.76 U	0.76 U	0.76 U	0.76 U	0.91 UJ
4-Chloroaniline	µg/L	NS	0.32	0.76 U	0.85 U	0.76 U	0.76 UJ	0.76 UJ	0.76 UJ	0.91 UJ
4-Chlorophenyl phenyl ether	µg/L	NS	NS	0.76 U	0.85 U	0.76 U	0.76 U	0.76 U	0.76 U	0.91 UJ
4-Nitroanaline	µg/L	NS	3.3	0.76 U	0.85 U	0.76 U	0.76 U	0.76 U	0.76 U	0.91 UJ
4-Nitrophenol	µg/L	NS	NS	2.3 U	2.6 U	2.3 U	2.3 UJ	2.3 UJ	2.3 UJ	2.7 UJ
Acenaphthene	µg/L	NS	400	0.095 U	0.11 U	0.095 U	0.095 U	0.095 U	0.095 U	0.11 UJ
Acenaphthylene	µg/L	NS	NS	0.095 U	0.11 U	0.095 U	0.095 U	0.095 U	0.095 U	0.11 UJ
Anthracene	µg/L	NS	1300	0.095 U	0.11 U	0.095 U	0.095 U	0.095 U	0.095 U	0.11 UJ
Benzo(a)anthracene	µg/L	NS	0.029	0.095 U	0.11 U	0.095 U	0.095 U	0.095 U	0.095 U	0.11 UJ
Benzo(a)pyrene	µg/L	0.2	0.0029	0.095 U	0.11 U	0.095 U	0.095 UJ	0.095 UJ	0.095 UJ	0.11 UJ
Benzo(b)fluoranthene	µg/L	NS	0.029	0.095 U	0.11 U	0.095 U	0.095 UJ	0.095 UJ	0.095 UJ	0.11 UJ

Table 3-7. FWGWMP July 2012 SVOC Analytical Results

Station ID				B12mw-013	CBLmw-005	CBPmw-009	DA2mw-114	DA2mw-115	DETmw-003	DETmw-004
Sample ID		MCL	USEPA RSL	FWGB12mw-013-0067-GW	FWGCBLmw-005-0071-GW	FWGCBPmw-009-0073-GW	FWGDA2mw-114-0075-GW	FWGDA2mw-115-0076-GW	FWGDETmw-003C-0077-GW	FWGDETmw-004C-0078-GW
Date Collected				7/25/2012	7/24/2012	7/24/2012	7/26/2012	7/26/2012	7/26/2012	7/25-26/2012
Sample Type				Grab	Grab	Grab	Grab	Grab	Grab	Grab
Analyte	Units									
Benzo(g,h,i)perylene	µg/L	NS	NS	0.095 U	0.11 U	0.095 U	0.095 U	0.095 U	0.095 U	0.11 UJ
Benzo(k)fluoranthene	µg/L	NS	0.29	0.095 U	0.11 U	0.095 U	0.095 U	0.095 U	0.095 U	0.11 UJ
Benzoic acid	µg/L	NS	58000	9.5 U	11 U	9.5 U	9.5 U	9.5 U	9.5 U	11 UJ
Benzyl alcohol	µg/L	NS	1500	0.76 U	0.85 U	0.76 U	0.76 U	0.76 U	0.76 U	0.91 UJ
bis(2-Chloroethoxy)methane	µg/L	NS	46	0.76 U	0.85 U	0.76 U	0.76 U	0.76 U	0.76 U	0.91 UJ
bis(2-Chloroethyl)ether	µg/L	NS	0.012	0.095 U	0.11 U	0.095 U	0.095 U	0.095 U	0.095 U	0.11 UJ
bis(2-Ethylhexyl)phthalate	µg/L	6	4.8	**1.7**	**1.1 B**	**0.88**	0.76 U	**1.6 J**	**1.3**	**0.97 J**
Butyl benzyl phthalate	µg/L	NS	14	0.76 U	0.85 U	0.76 U	0.76 U	0.76 U	0.76 U	0.91 UJ
Carbazole	µg/L	NS	NS	0.76 U	0.85 U	0.76 U	0.76 U	0.76 U	0.76 U	0.91 UJ
Chrysene	µg/L	NS	2.9	0.095 U	0.11 U	0.095 U	0.095 U	0.095 U	0.095 U	0.11 UJ
Dibenzo(a,h)anthracene	µg/L	NS	0.0029	0.095 U	0.11 U	0.095 U	0.095 U	0.095 U	0.095 U	0.11 UJ
Dibenzofuran	µg/L	NS	5.8	0.095 U	0.11 U	0.095 U	0.095 U	0.095 U	0.095 U	0.11 UJ
Diethyl phthalate	µg/L	NS	11000	0.76 U	0.85 U	0.76 U	0.76 U	0.76 U	0.76 U	0.91 UJ
Dimethyl phthalate	µg/L	NS	NS	0.76 U	0.85 U	0.76 U	0.76 U	0.76 U	0.76 U	0.91 UJ
Di-n-butyl phthalate	µg/L	NS	670	0.76 U	0.85 U	0.76 U	0.76 U	0.76 U	0.76 U	0.91 UJ
Di-n-octyl phthalate	µg/L	NS	190	0.76 U	0.85 U	0.76 U	0.76 U	0.76 U	0.76 U	0.91 UJ
Fluoranthene	µg/L	NS	630	0.095 U	0.11 U	0.095 U	0.095 U	0.095 U	0.095 U	0.11 UJ
Fluorene	µg/L	NS	220	0.095 U	0.11 U	0.095 U	0.095 U	0.095 U	0.095 U	0.11 UJ
Hexachlorobenzene	µg/L	1	0.042	0.095 U	0.11 U	0.095 U	0.095 U	0.095 U	0.095 U	0.11 UJ
Hexachlorobutadiene	µg/L	NS	0.26	0.76 U	0.85 U	0.76 U	0.76 U	0.76 U	0.76 U	0.91 UJ
Hexachlorocyclopentadiene	µg/L	50	22	0.76 U	0.85 U	0.76 U	0.76 U	0.76 U	0.76 U	0.91 UJ
Hexachloroethane	µg/L	NS	0.79	0.76 U	0.85 U	0.76 U	0.76 U	0.76 U	0.76 U	0.91 UJ
Indeno(1,2,3-cd)pyrene	µg/L	NS	0.029	0.095 U	0.11 U	0.095 U	0.095 U	0.095 U	0.095 U	0.11 UJ
Isophorone	µg/L	NS	67	0.76 U	0.85 U	0.76 U	0.76 U	0.76 U	0.76 U	0.91 UJ
Naphthalene	µg/L	NS	0.14	0.095 U	0.11 U	0.095 U	0.095 U	0.095 U	0.095 U	0.11 UJ
N-Nitroso-di-n-propylamine	µg/L	NS	0.0093	0.76 U	0.85 U	0.76 U	0.76 U	0.76 U	0.76 U	0.91 UJ
N-Nitrosodiphenylamine	µg/L	NS	10	0.76 U	0.85 U	0.76 U	0.76 U	0.76 U	0.76 U	0.91 UJ
Pentachlorophenol	µg/L	1	0.035	2.3 U	2.6 U	2.3 U	2.3 U	2.3 U	2.3 U	2.7 UJ
Phenanthrene	µg/L	NS	NS	0.095 U	0.11 U	0.095 U	0.095 U	0.095 U	0.095 U	0.11 UJ
Phenol	µg/L	NS	4500	0.76 U	0.85 U	0.76 U	0.76 U	0.76 U	0.76 U	0.91 UJ
Pyrene	µg/L	NS	87	0.095 U	0.11 U	0.095 U	0.095 U	0.095 U	0.095 U	0.11 UJ

Notes:
NS = no standard
Bold = detected compound above the MDL
N/A = not analyzed

Table 3-7. FWGWMP July 2012 SVOC Analytical Results

Station ID				EBGmw-131	FWGmw-001	FWGmw-002	FWGmw-003	FWGmw-004	FWGmw-005	FWGmw-006
Sample ID		MCL	USEPA RSL	FWGEBGmw-131-0080-GW	FWGFWGmw-001-0081-GW	FWGFWGmw-002-0082-GW	FWGFWGmw-003-0083-GW	FWGFWGmw-004-0084-GW	FWGFWGmw-005-0085-GW	FWGFWGmw-006-0086-GW
Date Collected				7/23/2012	7/25/2012	7/25/2012	7/25/2012	7/25/2012	7/25/2012	7/24/2012
Sample Type				Grab	Grab	Grab	Grab	Grab	Grab	Grab
Analyte	Units									
1,2,4-Trichlorobenzene	µg/L	70	0.99	0.76 U	0.76 U	0.76 U	0.84 U	0.76 U	0.76 UJ	0.76 U
1,2-Dichlorobenzene	µg/L	600	280	0.76 U	0.76 U	0.76 U	0.84 U	0.76 U	0.76 UJ	0.76 U
1,3-Dichlorobenzene	µg/L	NS	NS	0.76 U	0.76 U	0.76 U	0.84 U	0.76 U	0.76 UJ	0.76 U
1,4-Dichlorobenzene	µg/L	75	0.42	0.76 U	0.76 U	0.76 U	0.84 U	0.76 U	0.76 UJ	0.76 U
2,2-oxybis (1-chloropropane)	µg/L	NS	NS	0.76 U	0.76 U	0.76 U	0.84 U	0.76 U	0.76 UJ	0.76 U
2,4,5-Trichlorophenol	µg/L	NS	890	0.76 U	0.76 U	0.76 U	0.84 U	0.76 U	0.76 UJ	0.76 U
2,4,6-Trichlorophenol	µg/L	NS	3.5	0.76 U	0.76 U	0.76 U	0.84 U	0.76 U	0.76 UJ	0.76 U
2,4-Dichlorophenol	µg/L	NS	35	0.76 U	0.76 U	0.76 U	0.84 U	0.76 U	0.76 UJ	0.76 U
2,4-Dimethylphenol	µg/L	NS	270	0.76 U	0.76 U	0.76 U	0.84 U	0.76 U	0.76 UJ	0.76 U
2,4-Dinitrophenol	µg/L	NS	30	2.3 U	2.3 UJ	2.3 UJ	2.5 U	2.3 UJ	2.3 UJ	2.3 U
2-Chloronaphthalene	µg/L	NS	550	0.095 UJ	0.095 U	0.095 U	0.11 U	0.095 U	0.095 UJ	0.095 U
2-Chlorophenol	µg/L	NS	71	0.76 U	0.76 U	0.76 U	0.84 U	0.76 U	0.76 UJ	0.76 U
2-Methylnaphthalene	µg/L	NS	27	0.095 U	0.095 U	0.095 U	0.11 U	0.095 U	0.095 UJ	0.095 U
2-Methylphenol	µg/L	NS	720	0.76 U	0.76 U	0.76 U	0.84 U	0.76 U	0.76 UJ	0.76 U
2-Nitroaniline	µg/L	NS	150	0.76 U	0.76 U	0.76 U	0.84 U	0.76 U	0.76 UJ	0.76 U
2-Nitrophenol	µg/L	NS	NS	0.76 U	0.76 U	0.76 U	0.84 U	0.76 U	0.76 UJ	0.76 U
3,3'-Dichlorobenzidine	µg/L	NS	0.11	0.76 UJ	0.76 UJ	0.76 UJ	0.84 UJ	0.76 UJ	0.76 UJ	0.76 U
3- and 4-Methylphenol	µg/L	NS	720	0.76 U	0.76 U	0.76 U	0.84 U	0.76 U	0.76 UJ	0.76 U
3-Nitroaniline	µg/L	NS	NS	0.76 U	0.76 U	0.76 U	0.84 U	0.76 U	0.76 UJ	0.76 U
4,6-Dinitro-2-methylphenol	µg/L	NS	1.2	2.3 U	2.3 U	2.3 U	2.5 U	2.3 U	2.3 UJ	2.3 U
4-Bromophenyl phenyl ether	µg/L	NS	NS	0.76 U	0.76 U	0.76 U	0.84 U	0.76 U	0.76 UJ	0.76 U
4-Chloro-3-methylphenol	µg/L	NS	1100	0.76 U	0.76 U	0.76 U	0.84 U	0.76 U	0.76 UJ	0.76 U
4-Chloroaniline	µg/L	NS	0.32	0.76 U	0.76 UJ	0.76 UJ	0.84 U	0.76 UJ	0.76 UJ	0.76 U
4-Chlorophenyl phenyl ether	µg/L	NS	NS	0.76 U	0.76 U	0.76 U	0.84 U	0.76 U	0.76 UJ	0.76 U
4-Nitroanaline	µg/L	NS	3.3	0.76 U	0.76 U	0.76 U	0.84 U	0.76 U	0.76 UJ	0.76 U
4-Nitrophenol	µg/L	NS	NS	2.3 U	2.3 UJ	2.3 UJ	2.5 U	2.3 UJ	2.3 UJ	2.3 U
Acenaphthene	µg/L	NS	400	0.095 U	0.095 U	0.095 U	0.11 U	0.095 U	0.095 UJ	0.095 U
Acenaphthylene	µg/L	NS	NS	0.095 U	0.095 U	0.095 U	0.11 U	0.095 U	0.095 UJ	0.095 U
Anthracene	µg/L	NS	1300	0.095 U	0.095 U	0.095 U	0.11 U	0.095 U	0.095 UJ	0.095 U
Benzo(a)anthracene	µg/L	NS	0.029	0.095 U	0.095 U	0.095 U	0.11 U	0.095 U	0.095 UJ	0.095 U
Benzo(a)pyrene	µg/L	0.2	0.0029	0.095 U	0.095 UJ	0.095 UJ	0.11 U	0.095 UJ	0.095 UJ	0.095 U
Benzo(b)fluoranthene	µg/L	NS	0.029	0.095 U	0.095 UJ	0.095 UJ	0.11 U	0.095 UJ	0.095 UJ	0.095 U

Table 3-7. FWGWMP July 2012 SVOC Analytical Results

Station ID				EBGmw-131	FWGmw-001	FWGmw-002	FWGmw-003	FWGmw-004	FWGmw-005	FWGmw-006
Sample ID		MCL	USEPA RSL	FWGEBGmw-131-0080-GW	FWGFWGmw-001-0081-GW	FWGFWGmw-002-0082-GW	FWGFWGmw-003-0083-GW	FWGFWGmw-004-0084-GW	FWGFWGmw-005-0085-GW	FWGFWGmw-006-0086-GW
Date Collected				7/23/2012	7/25/2012	7/25/2012	7/25/2012	7/25/2012	7/25/2012	7/24/2012
Sample Type				Grab	Grab	Grab	Grab	Grab	Grab	Grab
Analyte	Units									
Benzo(g,h,i)perylene	µg/L	NS	NS	0.095 U	0.095 U	0.095 U	0.11 U	0.095 U	0.095 UJ	0.095 U
Benzo(k)fluoranthene	µg/L	NS	0.29	0.095 U	0.095 U	0.095 U	0.11 U	0.095 U	0.095 UJ	0.095 U
Benzoic acid	µg/L	NS	58000	9.5 U	9.5 U	9.5 U	11 U	9.5 U	9.5 UJ	9.5 U
Benzyl alcohol	µg/L	NS	1500	0.76 U	0.76 U	0.76 U	0.84 U	0.76 U	0.76 UJ	0.76 U
bis(2-Chloroethoxy)methane	µg/L	NS	46	0.76 U	0.76 U	0.76 U	0.84 U	0.76 U	0.76 UJ	0.76 U
bis(2-Chloroethyl)ether	µg/L	NS	0.012	0.095 U	0.095 U	0.095 U	0.11 U	0.095 U	0.095 UJ	0.095 U
bis(2-Ethylhexyl)phthalate	µg/L	6	4.8	**0.80**	**2.9**	**1.5**	**2.2**	**1.3**	**11 J**	**1.0**
Butyl benzyl phthalate	µg/L	NS	14	0.76 U	0.76 U	0.76 U	0.84 U	0.76 U	0.76 UJ	0.76 U
Carbazole	µg/L	NS	NS	0.76 U	0.76 U	0.76 U	0.84 U	0.76 U	0.76 UJ	0.76 U
Chrysene	µg/L	NS	2.9	0.095 U	0.095 U	0.095 U	0.11 U	0.095 U	0.095 UJ	0.095 U
Dibenzo(a,h)anthracene	µg/L	NS	0.0029	0.095 U	0.095 U	0.095 U	0.11 U	0.095 U	0.095 UJ	0.095 U
Dibenzofuran	µg/L	NS	5.8	0.095 U	0.095 U	0.095 U	0.11 U	0.095 U	0.095 UJ	0.095 U
Diethyl phthalate	µg/L	NS	11000	0.76 U	0.76 U	0.76 U	0.84 U	0.76 U	0.76 UJ	0.76 U
Dimethyl phthalate	µg/L	NS	NS	0.76 U	0.76 U	0.76 U	0.84 U	0.76 U	0.76 UJ	0.76 U
Di-n-butyl phthalate	µg/L	NS	670	0.76 U	0.76 U	0.76 U	0.84 U	0.76 U	0.76 UJ	0.76 U
Di-n-octyl phthalate	µg/L	NS	190	0.76 U	0.76 U	0.76 U	0.84 U	0.76 U	0.76 UJ	0.76 U
Fluoranthene	µg/L	NS	630	0.095 U	0.095 U	0.095 U	0.11 U	0.095 U	0.095 UJ	0.095 U
Fluorene	µg/L	NS	220	0.095 U	0.095 U	0.095 U	0.11 U	0.095 U	0.095 UJ	0.095 U
Hexachlorobenzene	µg/L	1	0.042	0.095 U	0.095 U	0.095 U	0.11 U	0.095 U	0.095 UJ	0.095 U
Hexachlorobutadiene	µg/L	NS	0.26	0.76 U	0.76 U	0.76 U	0.84 U	0.76 U	0.76 UJ	0.76 U
Hexachlorocyclopentadiene	µg/L	50	22	0.76 U	0.76 U	0.76 U	0.84 U	0.76 U	0.76 UJ	0.76 U
Hexachloroethane	µg/L	NS	0.79	0.76 U	0.76 U	0.76 U	0.84 U	0.76 U	0.76 UJ	0.76 U
Indeno(1,2,3-cd)pyrene	µg/L	NS	0.029	0.095 U	0.095 U	0.095 U	0.11 U	0.095 U	0.095 UJ	0.095 U
Isophorone	µg/L	NS	67	0.76 U	0.76 U	0.76 U	0.84 U	0.76 U	0.76 UJ	0.76 U
Naphthalene	µg/L	NS	0.14	0.095 U	0.095 U	0.095 U	**0.27**	0.095 U	0.095 UJ	0.095 U
N-Nitroso-di-n-propylamine	µg/L	NS	0.0093	0.76 U	0.76 U	0.76 U	0.84 U	0.76 U	0.76 UJ	0.76 U
N-Nitrosodiphenylamine	µg/L	NS	10	0.76 U	0.76 U	0.76 U	0.84 U	0.76 U	0.76 UJ	0.76 U
Pentachlorophenol	µg/L	1	0.035	2.3 U	2.3 U	2.3 U	2.5 U	2.3 U	2.3 UJ	2.3 U
Phenanthrene	µg/L	NS	NS	0.095 U	0.095 U	0.095 U	0.11 U	0.095 U	0.095 UJ	0.095 U
Phenol	µg/L	NS	4500	0.76 U	0.76 U	0.76 U	0.84 U	0.76 U	0.76 UJ	0.76 U
Pyrene	µg/L	NS	87	0.095 U	0.095 U	0.095 U	0.11 U	0.095 U	0.095 UJ	0.095 U

Notes:
NS = no standard
Bold = detected compound above the MDL
N/A = not analyzed

Table 3-7. FWGWMP July 2012 SVOC Analytical Results

Station ID				FWGmw-007	FWGmw-008	FWGmw-009	FWGmw-010	FWGmw-011	FWGmw-012	FWGmw-013
Sample ID		MCL	USEPA RSL	FWGFWGmw-007-0087-GW	FWGFWGmw-008-0088-GW	FWGFWGmw-009-0089-GW	FWGFWGmw-010-0090-GW	FWGFWGmw-011-0091-GW	FWGFWGmw-012-0092-GW	FWGFWGmw-013-0093-GW
Date Collected				7/25/2012	7/25/2012	7/23/2012	7/23/2012	7/23/2012	7/23/2012	7/25/2012
Sample Type				Grab	Grab	Grab	Grab	Grab	Grab	Grab
Analyte	Units									
1,2,4-Trichlorobenzene	µg/L	70	0.99	0.76 U	0.76 U	0.76 U	0.76 U	0.76 U	0.76 U	0.76 U
1,2-Dichlorobenzene	µg/L	600	280	0.76 U	0.76 U	0.76 U	0.76 U	0.76 U	0.76 U	0.76 U
1,3-Dichlorobenzene	µg/L	NS	NS	0.76 U	0.76 U	0.76 U	0.76 U	0.76 U	0.76 U	0.76 U
1,4-Dichlorobenzene	µg/L	75	0.42	0.76 U	0.76 U	0.76 U	0.76 U	0.76 U	0.76 U	0.76 U
2,2-oxybis (1-chloropropane)	µg/L	NS	NS	0.76 U	0.76 U	0.76 U	0.76 U	0.76 U	0.76 U	0.76 U
2,4,5-Trichlorophenol	µg/L	NS	890	0.76 U	0.76 U	0.76 U	0.76 U	0.76 U	0.76 U	0.76 U
2,4,6-Trichlorophenol	µg/L	NS	3.5	0.76 U	0.76 U	0.76 U	0.76 U	0.76 U	0.76 U	0.76 U
2,4-Dichlorophenol	µg/L	NS	35	0.76 U	0.76 U	0.76 U	0.76 U	0.76 U	0.76 U	0.76 U
2,4-Dimethylphenol	µg/L	NS	270	0.76 U	0.76 U	0.76 U	0.76 U	0.76 U	0.76 U	0.76 U
2,4-Dinitrophenol	µg/L	NS	30	2.3 U	2.3 UJ	2.3 UJ	2.3 U	2.3 U	2.3 U	2.3 UJ
2-Chloronaphthalene	µg/L	NS	550	0.095 U	0.095 U	0.095 U	0.095 UJ	0.095 UJ	0.095 UJ	0.095 U
2-Chlorophenol	µg/L	NS	71	0.76 U	0.76 U	0.76 U	0.76 U	0.76 U	0.76 U	0.76 U
2-Methylnaphthalene	µg/L	NS	27	0.095 U	0.095 U	0.095 U	0.095 U	0.095 U	0.095 U	0.095 U
2-Methylphenol	µg/L	NS	720	0.76 U	0.76 U	0.76 U	0.76 U	0.76 U	0.76 U	0.76 U
2-Nitroaniline	µg/L	NS	150	0.76 U	0.76 U	0.76 U	0.76 U	0.76 U	0.76 U	0.76 U
2-Nitrophenol	µg/L	NS	NS	0.76 U	0.76 U	0.76 U	0.76 U	0.76 U	0.76 U	0.76 U
3,3'-Dichlorobenzidine	µg/L	NS	0.11	0.76 U	0.76 UJ	0.76 UJ	0.76 UJ	0.76 UJ	0.76 UJ	0.76 UJ
3- and 4-Methylphenol	µg/L	NS	720	0.76 U	0.76 U	0.76 U	0.76 U	0.76 U	0.76 U	0.76 U
3-Nitroaniline	µg/L	NS	NS	0.76 U	0.76 U	0.76 U	0.76 U	0.76 U	0.76 U	0.76 U
4,6-Dinitro-2-methylphenol	µg/L	NS	1.2	2.3 U	2.3 U	2.3 U	2.3 U	2.3 U	2.3 U	2.3 U
4-Bromophenyl phenyl ether	µg/L	NS	NS	0.76 U	0.76 U	0.76 U	0.76 U	0.76 U	0.76 U	0.76 U
4-Chloro-3-methylphenol	µg/L	NS	1100	0.76 U	0.76 U	0.76 U	0.76 U	0.76 U	0.76 U	0.76 U
4-Chloroaniline	µg/L	NS	0.32	0.76 U	0.76 UJ	0.76 UJ	0.76 U	0.76 U	0.76 U	0.76 UJ
4-Chlorophenyl phenyl ether	µg/L	NS	NS	0.76 U	0.76 U	0.76 U	0.76 U	0.76 U	0.76 U	0.76 U
4-Nitroanaline	µg/L	NS	3.3	0.76 U	0.76 U	0.76 U	0.76 U	0.76 U	0.76 U	0.76 U
4-Nitrophenol	µg/L	NS	NS	2.3 U	2.3 UJ	2.3 UJ	2.3 U	2.3 U	2.3 U	2.3 UJ
Acenaphthene	µg/L	NS	400	0.095 U	0.095 U	0.095 U	0.095 U	0.095 U	0.095 U	0.095 U
Acenaphthylene	µg/L	NS	NS	0.095 U	0.095 U	0.095 U	0.095 U	0.095 U	0.095 U	0.095 U
Anthracene	µg/L	NS	1300	0.095 U	0.095 U	0.095 U	0.095 U	0.095 U	0.095 U	0.095 U
Benzo(a)anthracene	µg/L	NS	0.029	0.095 U	0.095 U	0.095 U	0.095 U	0.095 U	0.095 U	0.095 U
Benzo(a)pyrene	µg/L	0.2	0.0029	0.095 U	0.095 UJ	0.095 UJ	0.095 U	0.095 U	0.095 UJ	0.095 UJ
Benzo(b)fluoranthene	µg/L	NS	0.029	0.095 U	0.095 UJ	0.095 UJ	0.095 U	0.095 U	0.095 U	0.095 UJ

Table 3-7. FWGWMP July 2012 SVOC Analytical Results

Station ID				FWGmw-007	FWGmw-008	FWGmw-009	FWGmw-010	FWGmw-011	FWGmw-012	FWGmw-013
Sample ID		MCL	USEPA RSL	FWGFWGmw-007-0087-GW	FWGFWGmw-008-0088-GW	FWGFWGmw-009-0089-GW	FWGFWGmw-010-0090-GW	FWGFWGmw-011-0091-GW	FWGFWGmw-012-0092-GW	FWGFWGmw-013-0093-GW
Date Collected				7/25/2012	7/25/2012	7/23/2012	7/23/2012	7/23/2012	7/23/2012	7/25/2012
Sample Type				Grab	Grab	Grab	Grab	Grab	Grab	Grab
Analyte	Units									
Benzo(g,h,i)perylene	µg/L	NS	NS	0.095 U	0.095 U	0.095 U	0.095 U	0.095 U	0.095 U	0.095 U
Benzo(k)fluoranthene	µg/L	NS	0.29	0.095 U	0.095 U	0.095 U	0.095 U	0.095 U	0.095 U	0.095 U
Benzoic acid	µg/L	NS	58000	9.5 U	9.5 U	9.5 U	9.5 U	9.5 U	9.5 U	9.5 U
Benzyl alcohol	µg/L	NS	1500	0.76 U	0.76 U	0.76 U	0.76 U	0.76 U	0.76 U	0.76 U
bis(2-Chloroethoxy)methane	µg/L	NS	46	0.76 U	0.76 U	0.76 U	0.76 U	0.76 U	0.76 U	0.76 U
bis(2-Chloroethyl)ether	µg/L	NS	0.012	0.095 U	0.095 U	0.095 U	0.095 U	0.095 U	0.095 U	0.095 U
bis(2-Ethylhexyl)phthalate	µg/L	6	4.8	**1.3**	**0.84**	**1.1**	0.76 U	**0.86**	**1.0**	**1.6**
Butyl benzyl phthalate	µg/L	NS	14	0.76 U	0.76 U	0.76 U	0.76 U	0.76 U	0.76 U	0.76 U
Carbazole	µg/L	NS	NS	0.76 U	0.76 U	0.76 U	0.76 U	0.76 U	0.76 U	0.76 U
Chrysene	µg/L	NS	2.9	0.095 U	0.095 U	0.095 U	0.095 U	0.095 U	0.095 U	0.095 U
Dibenzo(a,h)anthracene	µg/L	NS	0.0029	0.095 U	0.095 U	0.095 U	0.095 U	0.095 U	0.095 U	0.095 U
Dibenzofuran	µg/L	NS	5.8	0.095 U	0.095 U	0.095 U	0.095 U	0.095 U	0.095 U	0.095 U
Diethyl phthalate	µg/L	NS	11000	0.76 U	0.76 U	0.76 U	0.76 U	0.76 U	0.76 U	0.76 U
Dimethyl phthalate	µg/L	NS	NS	0.76 U	0.76 U	0.76 U	0.76 U	0.76 U	0.76 U	0.76 U
Di-n-butyl phthalate	µg/L	NS	670	0.76 U	0.76 U	0.76 U	0.76 U	0.76 U	0.76 U	0.76 U
Di-n-octyl phthalate	µg/L	NS	190	0.76 U	0.76 U	0.76 U	0.76 U	0.76 U	0.76 UJ	0.76 U
Fluoranthene	µg/L	NS	630	0.095 U	0.095 U	0.095 U	0.095 U	0.095 U	0.095 U	0.095 U
Fluorene	µg/L	NS	220	0.095 U	0.095 U	0.095 U	0.095 U	0.095 U	0.095 U	0.095 U
Hexachlorobenzene	µg/L	1	0.042	0.095 U	0.095 U	0.095 U	0.095 U	0.095 U	0.095 U	0.095 U
Hexachlorobutadiene	µg/L	NS	0.26	0.76 U	0.76 U	0.76 U	0.76 U	0.76 U	0.76 U	0.76 U
Hexachlorocyclopentadiene	µg/L	50	22	0.76 U	0.76 U	0.76 U	0.76 U	0.76 U	0.76 U	0.76 U
Hexachloroethane	µg/L	NS	0.79	0.76 U	0.76 U	0.76 U	0.76 U	0.76 U	0.76 U	0.76 U
Indeno(1,2,3-cd)pyrene	µg/L	NS	0.029	0.095 U	0.095 U	0.095 U	0.095 U	0.095 U	0.095 U	0.095 U
Isophorone	µg/L	NS	67	0.76 U	0.76 U	0.76 U	0.76 U	0.76 U	0.76 U	0.76 U
Naphthalene	µg/L	NS	0.14	0.095 U	0.095 U	0.095 U	0.095 U	0.095 U	0.095 U	0.095 U
N-Nitroso-di-n-propylamine	µg/L	NS	0.0093	0.76 U	0.76 U	0.76 U	0.76 U	0.76 U	0.76 U	0.76 U
N-Nitrosodiphenylamine	µg/L	NS	10	0.76 U	0.76 U	0.76 U	0.76 U	0.76 U	0.76 U	0.76 U
Pentachlorophenol	µg/L	1	0.035	2.3 U	2.3 U	2.3 U	2.3 U	2.3 U	2.3 U	2.3 U
Phenanthrene	µg/L	NS	NS	0.095 U	0.095 U	0.095 U	0.095 U	0.095 U	0.095 U	0.095 U
Phenol	µg/L	NS	4500	0.76 U	0.76 U	0.76 U	0.76 U	0.76 U	0.76 U	0.76 U
Pyrene	µg/L	NS	87	0.095 U	0.095 U	0.095 U	0.095 U	0.095 U	0.095 U	0.095 U

Notes:
NS = no standard
Bold = detected compound above the MDL
N/A = not analyzed

Table 3-7. FWGWMP July 2012 SVOC Analytical Results

Station ID				FWGmw-014	FWGmw-015	FWGmw-016	LL1mw-086	LL1mw-087	LL3mw-244	LL3mw-245
Sample ID		MCL	USEPA RSL	FWGFWGmw-014-0094-GW	FWGFWGmw-015-0095-GW	FWGFWGmw-016-0096-GW	FWGLL1mw-086-0111-GW	FWGLL1mw-087-0112-GW	FWGLL3mw-244-0117-GW	FWGLL3mw-245-0118-GW
Date Collected				7/24/2012	7/25/2012	7/25/2012	7/23/2012	7/23/2012	7/3/2012	7/25/2012
Sample Type				Grab	Grab	Grab	Grab	Grab	Grab	Grab
Analyte	Units									
1,2,4-Trichlorobenzene	µg/L	70	0.99	0.76 UJ	0.87 U	0.80 U	0.76 U	0.83 UJ	0.76 U	0.76 U
1,2-Dichlorobenzene	µg/L	600	280	0.76 UJ	0.87 U	0.80 U	0.76 U	0.83 UJ	0.76 U	0.76 U
1,3-Dichlorobenzene	µg/L	NS	NS	0.76 UJ	0.87 U	0.80 U	0.76 U	0.83 UJ	0.76 U	0.76 U
1,4-Dichlorobenzene	µg/L	75	0.42	0.76 UJ	0.87 U	0.80 U	0.76 U	0.83 UJ	0.76 U	0.76 U
2,2-oxybis (1-chloropropane)	µg/L	NS	NS	0.76 UJ	0.87 U	0.80 U	0.76 U	0.83 UJ	0.76 U	0.76 U
2,4,5-Trichlorophenol	µg/L	NS	890	0.76 UJ	0.87 U	0.80 U	0.76 U	0.83 U	0.76 U	0.76 U
2,4,6-Trichlorophenol	µg/L	NS	3.5	0.76 UJ	0.87 U	0.80 U	0.76 U	0.83 U	0.76 U	0.76 U
2,4-Dichlorophenol	µg/L	NS	35	0.76 UJ	0.87 U	0.80 U	0.76 U	0.83 U	0.76 U	0.76 U
2,4-Dimethylphenol	µg/L	NS	270	0.76 UJ	0.87 U	0.80 U	0.76 U	0.83 U	0.76 U	0.76 U
2,4-Dinitrophenol	µg/L	NS	30	2.3 UJ	2.6 U	2.4 U	2.3 U	2.5 UJ	2.3 U	2.3 U
2-Chloronaphthalene	µg/L	NS	550	0.095 UJ	0.11 U	0.10 U	0.095 UJ	0.10 UJ	0.095 UJ	0.095 U
2-Chlorophenol	µg/L	NS	71	0.76 UJ	0.87 U	0.80 U	0.76 U	0.83 U	0.76 U	0.76 U
2-Methylnaphthalene	µg/L	NS	27	0.095 UJ	0.11 U	0.10 U	0.095 U	0.10 UJ	0.095 U	0.095 U
2-Methylphenol	µg/L	NS	720	0.76 UJ	0.87 U	0.80 U	0.76 U	0.83 U	0.76 U	0.76 U
2-Nitroaniline	µg/L	NS	150	0.76 UJ	0.87 U	0.80 U	0.76 U	0.83 UJ	0.76 U	0.76 U
2-Nitrophenol	µg/L	NS	NS	0.76 UJ	0.87 U	0.80 U	0.76 U	0.83 U	0.76 U	0.76 U
3,3'-Dichlorobenzidine	µg/L	NS	0.11	0.76 UJ	0.87 UJ	0.80 UJ	0.76 UJ	0.83 UJ	0.76 UJ	0.76 UJ
3- and 4-Methylphenol	µg/L	NS	720	0.76 UJ	0.87 U	0.80 U	0.76 U	0.83 U	0.76 U	0.76 U
3-Nitroaniline	µg/L	NS	NS	0.76 UJ	0.87 U	0.80 U	0.76 U	0.83 UJ	0.76 U	0.76 U
4,6-Dinitro-2-methylphenol	µg/L	NS	1.2	2.3 UJ	2.6 U	2.4 U	2.3 U	2.5 U	2.3 U	2.3 U
4-Bromophenyl phenyl ether	µg/L	NS	NS	0.76 UJ	0.87 U	0.80 U	0.76 U	0.83 UJ	0.76 U	0.76 U
4-Chloro-3-methylphenol	µg/L	NS	1100	0.76 UJ	0.87 U	0.80 U	0.76 U	0.83 U	0.76 U	0.76 U
4-Chloroaniline	µg/L	NS	0.32	0.76 UJ	0.87 U	0.80 U	0.76 U	0.83 UJ	0.76 U	0.76 U
4-Chlorophenyl phenyl ether	µg/L	NS	NS	0.76 UJ	0.87 U	0.80 U	0.76 U	0.83 UJ	0.76 U	0.76 U
4-Nitroanaline	µg/L	NS	3.3	0.76 UJ	0.87 U	0.80 U	0.76 U	0.83 UJ	0.76 U	0.76 U
4-Nitrophenol	µg/L	NS	NS	2.3 UJ	2.6 U	2.4 U	2.3 U	2.5 U	2.3 U	2.3 U
Acenaphthene	µg/L	NS	400	0.095 UJ	0.11 U	0.10 U	0.095 U	0.10 UJ	0.095 U	0.095 U
Acenaphthylene	µg/L	NS	NS	0.095 UJ	0.11 U	0.10 U	0.095 U	0.10 UJ	0.095 U	0.095 U
Anthracene	µg/L	NS	1300	0.095 UJ	0.11 U	0.10 U	0.095 U	0.10 UJ	0.095 U	0.095 U
Benzo(a)anthracene	µg/L	NS	0.029	0.095 UJ	0.11 U	0.10 U	0.095 U	0.10 UJ	0.095 U	0.095 U
Benzo(a)pyrene	µg/L	0.2	0.0029	0.095 UJ	0.11 U	0.10 U	0.095 UJ	0.10 UJ	0.095 U	0.095 U
Benzo(b)fluoranthene	µg/L	NS	0.029	0.095 UJ	0.11 U	0.10 U	0.095 U	0.10 UJ	0.095 U	0.095 U

Table 3-7. FWGWMP July 2012 SVOC Analytical Results

Station ID				FWGmw-014	FWGmw-015	FWGmw-016	LL1mw-086	LL1mw-087	LL3mw-244	LL3mw-245
Sample ID		MCL	USEPA RSL	FWGFWGmw-014-0094-GW	FWGFWGmw-015-0095-GW	FWGFWGmw-016-0096-GW	FWGLL1mw-086-0111-GW	FWGLL1mw-087-0112-GW	FWGLL3mw-244-0117-GW	FWGLL3mw-245-0118-GW
Date Collected				7/24/2012	7/25/2012	7/25/2012	7/23/2012	7/23/2012	7/3/2012	7/25/2012
Sample Type				Grab	Grab	Grab	Grab	Grab	Grab	Grab
Analyte	Units									
Benzo(g,h,i)perylene	µg/L	NS	NS	0.095 UJ	0.11 U	0.10 U	0.095 UJ	0.10 UJ	0.095 U	0.095 U
Benzo(k)fluoranthene	µg/L	NS	0.29	0.095 UJ	0.11 U	0.10 U	0.095 U	0.10 UJ	0.095 U	0.095 U
Benzoic acid	µg/L	NS	58000	9.5 UJ	11 U	10 U	9.5 U	10 U	9.5 U	9.5 U
Benzyl alcohol	µg/L	NS	1500	0.76 UJ	0.87 U	0.80 U	0.76 U	0.83 UJ	0.76 U	0.76 U
bis(2-Chloroethoxy)methane	µg/L	NS	46	0.76 UJ	0.87 U	0.80 U	0.76 U	0.83 UJ	0.76 U	0.76 U
bis(2-Chloroethyl)ether	µg/L	NS	0.012	0.095 UJ	0.11 U	0.10 U	0.095 U	0.10 UJ	0.095 U	0.095 U
bis(2-Ethylhexyl)phthalate	µg/L	6	4.8	**0.92 J**	**1.1**	**1.2**	**1.0 J**	**0.83 JB**	0.76 U	**1.2**
Butyl benzyl phthalate	µg/L	NS	14	0.76 UJ	0.87 U	0.80 U	0.76 U	0.83 UJ	0.76 U	0.76 U
Carbazole	µg/L	NS	NS	0.76 UJ	0.87 U	0.80 U	0.76 U	0.83 UJ	0.76 U	0.76 U
Chrysene	µg/L	NS	2.9	0.095 UJ	0.11 U	0.10 U	0.095 U	0.10 UJ	0.095 U	0.095 U
Dibenzo(a,h)anthracene	µg/L	NS	0.0029	0.095 UJ	0.11 U	0.10 U	0.095 UJ	0.10 UJ	0.095 U	0.095 U
Dibenzofuran	µg/L	NS	5.8	0.095 UJ	0.11 U	0.10 U	0.095 U	0.10 UJ	0.095 U	0.095 U
Diethyl phthalate	µg/L	NS	11000	0.76 UJ	0.87 U	0.80 U	0.76 U	0.83 UJ	0.76 U	0.76 U
Dimethyl phthalate	µg/L	NS	NS	0.76 UJ	0.87 U	0.80 U	0.76 U	0.83 UJ	0.76 U	0.76 U
Di-n-butyl phthalate	µg/L	NS	670	0.76 UJ	0.87 U	0.80 U	0.76 U	0.83 UJ	0.76 U	0.76 U
Di-n-octyl phthalate	µg/L	NS	190	0.76 UJ	0.87 U	0.80 U	0.76 UJ	0.83 UJ	0.76 U	0.76 U
Fluoranthene	µg/L	NS	630	0.095 UJ	0.11 U	0.10 U	0.095 U	0.10 UJ	0.095 U	0.095 U
Fluorene	µg/L	NS	220	0.095 UJ	0.11 U	0.10 U	0.095 U	0.10 UJ	0.095 U	0.095 U
Hexachlorobenzene	µg/L	1	0.042	0.095 UJ	0.11 U	0.10 U	0.095 U	0.10 UJ	0.095 U	0.095 U
Hexachlorobutadiene	µg/L	NS	0.26	0.76 UJ	0.87 U	0.80 U	0.76 U	0.83 UJ	0.76 U	0.76 U
Hexachlorocyclopentadiene	µg/L	50	22	0.76 UJ	0.87 U	0.80 U	0.76 UJ	0.83 UJ	0.76 U	0.76 U
Hexachloroethane	µg/L	NS	0.79	0.76 UJ	0.87 U	0.80 U	0.76 U	0.83 UJ	0.76 U	0.76 U
Indeno(1,2,3-cd)pyrene	µg/L	NS	0.029	0.095 UJ	0.11 U	0.10 U	0.095 UJ	0.10 UJ	0.095 U	0.095 U
Isophorone	µg/L	NS	67	0.76 UJ	0.87 U	0.80 U	0.76 U	0.83 UJ	0.76 U	0.76 U
Naphthalene	µg/L	NS	0.14	0.095 UJ	0.11 U	0.10 U	0.095 U	0.10 UJ	0.095 U	0.095 U
N-Nitroso-di-n-propylamine	µg/L	NS	0.0093	0.76 UJ	0.87 U	0.80 U	0.76 U	0.83 UJ	0.76 U	0.76 U
N-Nitrosodiphenylamine	µg/L	NS	10	0.76 UJ	0.87 U	0.80 U	0.76 UJ	0.83 UJ	0.76 U	0.76 U
Pentachlorophenol	µg/L	1	0.035	2.3 UJ	2.6 U	2.4 U	2.3 U	2.5 U	2.3 U	2.3 U
Phenanthrene	µg/L	NS	NS	0.095 UJ	0.11 U	0.10 U	0.095 U	0.10 UJ	0.095 U	0.095 U
Phenol	µg/L	NS	4500	0.76 UJ	0.87 U	0.80 U	0.76 U	0.83 U	0.76 U	0.76 U
Pyrene	µg/L	NS	87	0.095 UJ	0.11 U	0.10 U	0.095 U	0.10 UJ	0.095 U	0.095 U

Notes:
NS = no standard
Bold = detected compound above the MDL
N/A = not analyzed

Table 3-7. FWGWMP July 2012 SVOC Analytical Results

Station ID				LL4mw-201	LL6mw-008	LL6mw-009	LL11mw-011	LL11mw-012	LL12mw-247	NTAmw-119
Sample ID		MCL	USEPA RSL	FWGLL4mw-201-0120-GW	FWGLL6mw-008-0123-GW	FWGLL6mw-009-0124-GW	FWGLL11mw-011-0099-GW	FWGLL11mw-012-0100-GW	FWGLL12mw-247-0108-GW	FWGNTAmw-119-0126-GW
Date Collected				7/23/2012	7/25/2012	7/25/2012	7/24/2012	7/24/2012	7/24/2012	7/25/2012
Sample Type				Grab	Grab	Grab	Grab	Grab	Grab	Grab
Analyte	Units									
1,2,4-Trichlorobenzene	µg/L	70	0.99	0.78 U	0.76 U	0.79 U	0.78 UJ	0.82 U	0.80 UJ	0.76 U
1,2-Dichlorobenzene	µg/L	600	280	0.78 U	0.76 U	0.79 U	0.78 UJ	0.82 U	0.80 UJ	0.76 U
1,3-Dichlorobenzene	µg/L	NS	NS	0.78 U	0.76 U	0.79 U	0.78 UJ	0.82 U	0.80 UJ	0.76 U
1,4-Dichlorobenzene	µg/L	75	0.42	0.78 U	0.76 U	0.79 U	0.78 UJ	0.82 U	0.80 UJ	0.76 U
2,2-oxybis (1-chloropropane)	µg/L	NS	NS	0.78 U	0.76 U	0.79 U	0.78 UJ	0.82 U	0.80 UJ	0.76 U
2,4,5-Trichlorophenol	µg/L	NS	890	0.78 U	0.76 U	0.79 U	0.78 UJ	0.82 U	0.80 UJ	0.76 U
2,4,6-Trichlorophenol	µg/L	NS	3.5	0.78 U	0.76 U	0.79 U	0.78 UJ	0.82 U	0.80 UJ	0.76 U
2,4-Dichlorophenol	µg/L	NS	35	0.78 U	0.76 U	0.79 U	0.78 UJ	0.82 U	0.80 UJ	0.76 U
2,4-Dimethylphenol	µg/L	NS	270	0.78 U	0.76 U	0.79 U	0.78 UJ	0.82 U	0.80 UJ	0.76 U
2,4-Dinitrophenol	µg/L	NS	30	2.3 U	2.3 UJ	2.4 UJ	2.4 UJ	2.4 U	2.4 UJ	2.3 U
2-Chloronaphthalene	µg/L	NS	550	0.097 UJ	0.095 U	0.099 U	0.098 UJ	0.10 U	0.10 UJ	0.095 U
2-Chlorophenol	µg/L	NS	71	0.78 U	0.76 U	0.79 U	0.78 UJ	0.82 U	0.80 UJ	0.76 U
2-Methylnaphthalene	µg/L	NS	27	0.097 U	0.095 U	0.099 U	0.098 UJ	0.10 U	0.10 UJ	0.095 U
2-Methylphenol	µg/L	NS	720	0.78 U	0.76 U	0.79 U	0.78 UJ	0.82 U	0.80 UJ	0.76 U
2-Nitroaniline	µg/L	NS	150	0.78 U	0.76 U	0.79 U	0.78 UJ	0.82 U	0.80 UJ	0.76 U
2-Nitrophenol	µg/L	NS	NS	0.78 U	0.76 U	0.79 U	0.78 UJ	0.82 U	0.80 UJ	0.76 U
3,3'-Dichlorobenzidine	µg/L	NS	0.11	0.78 UJ	0.76 UJ	0.79 UJ	0.78 UJ	0.82 U	0.80 UJ	0.76 UJ
3- and 4-Methylphenol	µg/L	NS	720	0.78 U	0.76 U	0.79 U	0.78 UJ	0.82 U	0.80 UJ	0.76 U
3-Nitroaniline	µg/L	NS	NS	0.78 U	0.76 U	0.79 U	0.78 UJ	0.82 U	0.80 UJ	0.76 U
4,6-Dinitro-2-methylphenol	µg/L	NS	1.2	2.3 U	2.3 U	2.4 U	2.4 UJ	2.4 U	2.4 UJ	2.3 U
4-Bromophenyl phenyl ether	µg/L	NS	NS	0.78 U	0.76 U	0.79 U	0.78 UJ	0.82 U	0.80 UJ	0.76 U
4-Chloro-3-methylphenol	µg/L	NS	1100	0.78 U	0.76 U	0.79 U	0.78 UJ	0.82 U	0.80 UJ	0.76 U
4-Chloroaniline	µg/L	NS	0.32	0.78 U	0.76 UJ	0.79 UJ	0.78 UJ	0.82 U	0.80 UJ	0.76 U
4-Chlorophenyl phenyl ether	µg/L	NS	NS	0.78 U	0.76 U	0.79 U	0.78 UJ	0.82 U	0.80 UJ	0.76 U
4-Nitroanaline	µg/L	NS	3.3	0.78 U	0.76 U	0.79 U	0.78 UJ	0.82 U	0.80 UJ	0.76 U
4-Nitrophenol	µg/L	NS	NS	2.3 U	2.3 UJ	2.4 UJ	2.4 UJ	2.4 U	2.4 UJ	2.3 U
Acenaphthene	µg/L	NS	400	0.097 U	0.095 U	0.099 U	0.098 UJ	0.10 U	0.10 UJ	0.095 U
Acenaphthylene	µg/L	NS	NS	0.097 U	0.095 U	0.099 U	0.098 UJ	0.10 U	0.10 UJ	0.095 U
Anthracene	µg/L	NS	1300	0.097 U	0.095 U	0.099 U	0.098 UJ	0.10 U	0.10 UJ	0.095 U
Benzo(a)anthracene	µg/L	NS	0.029	0.097 U	0.095 U	0.099 U	0.098 UJ	0.10 U	0.10 UJ	0.095 U
Benzo(a)pyrene	µg/L	0.2	0.0029	0.097 U	0.095 UJ	0.099 UJ	0.098 UJ	0.10 U	0.10 UJ	0.095 U
Benzo(b)fluoranthene	µg/L	NS	0.029	0.097 U	0.095 UJ	0.099 UJ	0.098 UJ	0.10 U	0.10 UJ	0.095 U

Table 3-7. FWGWMP July 2012 SVOC Analytical Results

Station ID				LL4mw-201	LL6mw-008	LL6mw-009	LL11mw-011	LL11mw-012	LL12mw-247	NTAmw-119
Sample ID		MCL	USEPA RSL	FWGLL4mw-201-0120-GW	FWGLL6mw-008-0123-GW	FWGLL6mw-009-0124-GW	FWGLL11mw-011-0099-GW	FWGLL11mw-012-0100-GW	FWGLL12mw-247-0108-GW	FWGNTAmw-119-0126-GW
Date Collected				7/23/2012	7/25/2012	7/25/2012	7/24/2012	7/24/2012	7/24/2012	7/25/2012
Sample Type				Grab	Grab	Grab	Grab	Grab	Grab	Grab
Analyte	Units									
Benzo(g,h,i)perylene	µg/L	NS	NS	0.097 U	0.095 U	0.099 U	0.098 UJ	0.10 U	0.10 UJ	0.095 U
Benzo(k)fluoranthene	µg/L	NS	0.29	0.097 U	0.095 U	0.099 U	0.098 UJ	0.10 U	0.10 UJ	0.095 U
Benzoic acid	µg/L	NS	58000	9.7 U	9.5 U	9.9 U	9.8 UJ	10 U	10 UJ	9.5 U
Benzyl alcohol	µg/L	NS	1500	0.78 U	0.76 U	0.79 U	0.78 UJ	0.82 U	0.80 UJ	0.76 U
bis(2-Chloroethoxy)methane	µg/L	NS	46	0.78 U	0.76 U	0.79 U	0.78 UJ	0.82 U	0.80 UJ	0.76 U
bis(2-Chloroethyl)ether	µg/L	NS	0.012	0.097 U	0.095 U	0.099 U	0.098 UJ	0.10 U	0.10 UJ	0.095 U
bis(2-Ethylhexyl)phthalate	µg/L	6	4.8	**1.0**	**1.1**	**0.92**	**1.2 JB**	**1.3 B**	**1.0 JB**	**1.1**
Butyl benzyl phthalate	µg/L	NS	14	0.78 U	0.76 U	0.79 U	0.78 UJ	0.82 U	0.80 UJ	0.76 U
Carbazole	µg/L	NS	NS	0.78 U	0.76 U	0.79 U	0.78 UJ	0.82 U	0.80 UJ	0.76 U
Chrysene	µg/L	NS	2.9	0.097 U	0.095 U	0.099 U	0.098 UJ	0.10 U	0.10 UJ	0.095 U
Dibenzo(a,h)anthracene	µg/L	NS	0.0029	0.097 U	0.095 U	0.099 U	0.098 UJ	0.10 U	0.10 UJ	0.095 U
Dibenzofuran	µg/L	NS	5.8	0.097 U	0.095 U	0.099 U	0.098 UJ	0.10 U	0.10 UJ	0.095 U
Diethyl phthalate	µg/L	NS	11000	0.78 U	0.76 U	0.79 U	0.78 UJ	0.82 U	0.80 UJ	0.76 U
Dimethyl phthalate	µg/L	NS	NS	0.78 U	0.76 U	0.79 U	0.78 UJ	0.82 U	0.80 UJ	0.76 U
Di-n-butyl phthalate	µg/L	NS	670	0.78 U	0.76 U	0.79 U	0.78 UJ	0.82 U	0.80 UJ	0.76 U
Di-n-octyl phthalate	µg/L	NS	190	0.78 U	0.76 U	0.79 U	0.78 UJ	0.82 U	0.80 UJ	0.76 U
Fluoranthene	µg/L	NS	630	0.097 U	0.095 U	0.099 U	0.098 UJ	0.10 U	0.10 UJ	0.095 U
Fluorene	µg/L	NS	220	0.097 U	0.095 U	0.099 U	0.098 UJ	0.10 U	0.10 UJ	0.095 U
Hexachlorobenzene	µg/L	1	0.042	0.097 U	0.095 U	0.099 U	0.098 UJ	0.10 U	0.10 UJ	0.095 U
Hexachlorobutadiene	µg/L	NS	0.26	0.78 U	0.76 U	0.79 U	0.78 UJ	0.82 U	0.80 UJ	0.76 U
Hexachlorocyclopentadiene	µg/L	50	22	0.78 U	0.76 U	0.79 U	0.78 UJ	0.82 U	0.80 UJ	0.76 U
Hexachloroethane	µg/L	NS	0.79	0.78 U	0.76 U	0.79 U	0.78 UJ	0.82 U	0.80 UJ	0.76 U
Indeno(1,2,3-cd)pyrene	µg/L	NS	0.029	0.097 U	0.095 U	0.099 U	0.098 UJ	0.10 U	0.10 UJ	0.095 U
Isophorone	µg/L	NS	67	0.78 U	0.76 U	0.79 U	0.78 UJ	0.82 U	0.80 UJ	0.76 U
Naphthalene	µg/L	NS	0.14	0.097 U	0.095 U	0.099 U	0.098 UJ	0.10 U	0.10 UJ	**0.24**
N-Nitroso-di-n-propylamine	µg/L	NS	0.0093	0.78 U	0.76 U	0.79 U	0.78 UJ	0.82 U	0.80 UJ	0.76 U
N-Nitrosodiphenylamine	µg/L	NS	10	0.78 U	0.76 U	0.79 U	0.78 UJ	0.82 U	0.80 UJ	0.76 U
Pentachlorophenol	µg/L	1	0.035	2.3 U	2.3 U	2.4 U	2.4 UJ	2.4 U	2.4 UJ	2.3 U
Phenanthrene	µg/L	NS	NS	0.097 U	0.095 U	0.099 U	0.098 UJ	0.10 U	0.10 UJ	0.095 U
Phenol	µg/L	NS	4500	0.78 U	0.76 U	0.79 U	0.78 UJ	0.82 U	0.80 UJ	0.76 U
Pyrene	µg/L	NS	87	0.097 U	0.095 U	0.099 U	0.098 UJ	0.10 U	0.10 UJ	0.095 U

Notes:
NS = no standard
Bold = detected compound above the MDL
N/A = not analyzed

Table 3-7. FWGWMP July 2012 SVOC Analytical Results

Station ID				RQLmw-007	RQLmw-008	RQLmw-009	WBGmw-018	WBGmw-019	WBGmw-020	WBGmw-021
Sample ID		MCL	USEPA RSL	FWGRQLmw-007C-0127-GW	FWGRQLmw-008C-0128-GW	FWGRQLmw-009C-0129-GW	FWGWBGmw-018-0135-GW	FWGWBGmw-019-0136-GW	FWGWBGmw-020-0137-GW	FWGWBGmw-021-0138-GW
Date Collected				7/23/2012	7/23/2012	7/23/2012	7/24/2012	7/24/2012	7/24/2012	7/24/2012
Sample Type				Grab	Grab	Grab	Grab	Grab	Grab	Grab
Analyte	Units									
1,2,4-Trichlorobenzene	µg/L	70	0.99	0.76 UJ	0.77 U	0.76 U	0.77 U	0.77 U	0.76 U	0.76 U
1,2-Dichlorobenzene	µg/L	600	280	0.76 UJ	0.77 U	0.76 U	0.77 U	0.77 U	0.76 U	0.76 U
1,3-Dichlorobenzene	µg/L	NS	NS	0.76 UJ	0.77 U	0.76 U	0.77 U	0.77 U	0.76 U	0.76 U
1,4-Dichlorobenzene	µg/L	75	0.42	0.76 UJ	0.77 U	0.76 U	0.77 U	0.77 U	0.76 U	0.76 U
2,2-oxybis (1-chloropropane)	µg/L	NS	NS	0.76 UJ	0.77 U	0.76 U	0.77 U	0.77 U	0.76 U	0.76 U
2,4,5-Trichlorophenol	µg/L	NS	890	0.76 UJ	0.77 U	0.76 U	0.77 U	0.77 U	0.76 U	0.76 U
2,4,6-Trichlorophenol	µg/L	NS	3.5	0.76 UJ	0.77 U	0.76 U	0.77 U	0.77 U	0.76 U	0.76 U
2,4-Dichlorophenol	µg/L	NS	35	0.76 UJ	0.77 U	0.76 U	0.77 U	0.77 U	0.76 U	0.76 U
2,4-Dimethylphenol	µg/L	NS	270	0.76 UJ	0.77 U	0.76 U	0.77 U	0.77 U	0.76 U	0.76 U
2,4-Dinitrophenol	µg/L	NS	30	2.3 UJ	2.3 UJ	2.3 UJ	2.3 U	2.3 U	2.3 U	2.3 U
2-Chloronaphthalene	µg/L	NS	550	0.095 UJ	0.096 U	0.095 U	0.096 U	0.096 U	0.095 U	0.095 U
2-Chlorophenol	µg/L	NS	71	0.76 UJ	0.77 U	0.76 U	0.77 U	0.77 U	0.76 U	0.76 U
2-Methylnaphthalene	µg/L	NS	27	0.095 UJ	0.096 U	0.095 U	0.096 U	0.096 U	0.095 U	0.095 U
2-Methylphenol	µg/L	NS	720	0.76 UJ	0.77 U	0.76 U	0.77 U	0.77 U	0.76 U	0.76 U
2-Nitroaniline	µg/L	NS	150	0.76 UJ	0.77 U	0.76 U	0.77 U	0.77 U	0.76 U	0.76 U
2-Nitrophenol	µg/L	NS	NS	0.76 UJ	0.77 U	0.76 U	0.77 U	0.77 U	0.76 U	0.76 U
3,3'-Dichlorobenzidine	µg/L	NS	0.11	0.76 UJ	0.77 R	0.76 UJ	0.77 U	0.77 U	0.76 U	0.76 U
3- and 4-Methylphenol	µg/L	NS	720	0.76 UJ	0.77 U	0.76 U	0.77 U	0.77 U	0.76 U	0.76 U
3-Nitroaniline	µg/L	NS	NS	0.76 UJ	0.77 UJ	0.76 U	0.77 U	0.77 U	0.76 U	0.76 U
4,6-Dinitro-2-methylphenol	µg/L	NS	1.2	2.3 UJ	2.3 U	2.3 U	2.3 U	2.3 U	2.3 U	2.3 U
4-Bromophenyl phenyl ether	µg/L	NS	NS	0.76 UJ	0.77 U	0.76 U	0.77 U	0.77 U	0.76 U	0.76 U
4-Chloro-3-methylphenol	µg/L	NS	1100	0.76 UJ	0.77 U	0.76 U	0.77 U	0.77 U	0.76 U	0.76 U
4-Chloroaniline	µg/L	NS	0.32	0.76 UJ	0.77 UJ	0.76 U	0.77 U	0.77 U	0.76 U	0.76 U
4-Chlorophenyl phenyl ether	µg/L	NS	NS	0.76 UJ	0.77 U	0.76 U	0.77 U	0.77 U	0.76 U	0.76 U
4-Nitroanaline	µg/L	NS	3.3	0.76 UJ	0.77 U	0.76 U	0.77 U	0.77 U	0.76 U	0.76 U
4-Nitrophenol	µg/L	NS	NS	2.3 UJ	2.3 U	2.3 U	2.3 U	2.3 U	2.3 U	2.3 U
Acenaphthene	µg/L	NS	400	0.095 UJ	0.096 U	0.095 U	0.096 U	0.096 U	0.095 U	0.095 U
Acenaphthylene	µg/L	NS	NS	0.095 UJ	0.096 U	0.095 U	0.096 U	0.096 U	0.095 U	0.095 U
Anthracene	µg/L	NS	1300	0.095 UJ	0.096 U	0.095 U	0.096 U	0.096 U	0.095 U	0.095 U
Benzo(a)anthracene	µg/L	NS	0.029	0.095 UJ	0.096 U	0.095 U	0.096 U	0.096 U	0.095 U	0.095 U
Benzo(a)pyrene	µg/L	0.2	0.0029	0.095 UJ	0.096 UJ	0.095 U	0.096 U	0.096 U	0.095 U	0.095 U
Benzo(b)fluoranthene	µg/L	NS	0.029	0.095 UJ	0.096 U	0.095 U	0.096 U	0.096 U	0.095 U	0.095 U

Table 3-7. FWGWMP July 2012 SVOC Analytical Results

Station ID				RQLmw-007	RQLmw-008	RQLmw-009	WBGmw-018	WBGmw-019	WBGmw-020	WBGmw-021
Sample ID		MCL	USEPA RSL	FWGRQLmw-007C-0127-GW	FWGRQLmw-008C-0128-GW	FWGRQLmw-009C-0129-GW	FWGWBGmw-018-0135-GW	FWGWBGmw-019-0136-GW	FWGWBGmw-020-0137-GW	FWGWBGmw-021-0138-GW
Date Collected				7/23/2012	7/23/2012	7/23/2012	7/24/2012	7/24/2012	7/24/2012	7/24/2012
Sample Type				Grab	Grab	Grab	Grab	Grab	Grab	Grab
Analyte	Units									
Benzo(g,h,i)perylene	µg/L	NS	NS	0.095 UJ	0.096 U	0.095 U	0.096 U	0.096 U	0.095 U	0.095 U
Benzo(k)fluoranthene	µg/L	NS	0.29	0.095 UJ	0.096 U	0.095 U	0.096 U	0.096 U	0.095 U	0.095 U
Benzoic acid	µg/L	NS	58000	9.5 UJ	9.6 UJ	9.5 U	9.6 U	9.6 U	9.5 U	9.5 U
Benzyl alcohol	µg/L	NS	1500	0.76 UJ	0.77 U	0.76 U	**0.59 J**	0.77 U	0.76 U	0.76 U
bis(2-Chloroethoxy)methane	µg/L	NS	46	0.76 UJ	0.77 U	0.76 U	0.77 U	0.77 U	0.76 U	0.76 U
bis(2-Chloroethyl)ether	µg/L	NS	0.012	0.095 UJ	0.096 UJ	0.095 U	0.096 U	0.096 U	0.095 U	0.095 U
bis(2-Ethylhexyl)phthalate	µg/L	6	4.8	0.76 UJ	**0.87 B**	0.76 U	0.77 U	**0.94**	**1.5**	**1.5 B**
Butyl benzyl phthalate	µg/L	NS	14	0.76 UJ	0.77 U	0.76 U	0.77 U	0.77 U	0.76 U	0.76 U
Carbazole	µg/L	NS	NS	0.76 UJ	0.77 U	0.76 U	0.77 U	0.77 U	0.76 U	0.76 U
Chrysene	µg/L	NS	2.9	0.095 UJ	0.096 U	0.095 U	0.096 U	0.096 U	0.095 U	0.095 U
Dibenzo(a,h)anthracene	µg/L	NS	0.0029	0.095 UJ	0.096 U	0.095 U	0.096 U	0.096 U	0.095 U	0.095 U
Dibenzofuran	µg/L	NS	5.8	0.095 UJ	0.096 U	0.095 U	0.096 U	0.096 U	0.095 U	0.095 U
Diethyl phthalate	µg/L	NS	11000	0.76 UJ	0.77 U	0.76 U	0.77 U	0.77 U	0.76 U	0.76 U
Dimethyl phthalate	µg/L	NS	NS	0.76 UJ	0.77 U	0.76 U	0.77 U	0.77 U	0.76 U	0.76 U
Di-n-butyl phthalate	µg/L	NS	670	0.76 UJ	0.77 U	0.76 U	0.77 U	0.77 U	0.76 U	0.76 U
Di-n-octyl phthalate	µg/L	NS	190	0.76 UJ	0.77 UJ	0.76 U	0.77 U	0.77 U	0.76 U	0.76 U
Fluoranthene	µg/L	NS	630	0.095 UJ	0.096 U	0.095 U	0.096 U	0.096 U	0.095 U	0.095 U
Fluorene	µg/L	NS	220	0.095 UJ	**0.15**	0.095 U	0.096 U	0.096 U	0.095 U	0.095 U
Hexachlorobenzene	µg/L	1	0.042	0.095 UJ	0.096 U	0.095 U	0.096 U	0.096 U	0.095 U	0.095 U
Hexachlorobutadiene	µg/L	NS	0.26	0.76 UJ	0.77 U	0.76 U	0.77 U	0.77 U	0.76 U	0.76 U
Hexachlorocyclopentadiene	µg/L	50	22	0.76 UJ	0.77 U	0.76 U	0.77 U	0.77 U	0.76 U	0.76 U
Hexachloroethane	µg/L	NS	0.79	0.76 UJ	0.77 U	0.76 U	0.77 U	0.77 U	0.76 U	0.76 U
Indeno(1,2,3-cd)pyrene	µg/L	NS	0.029	0.095 UJ	0.096 U	0.095 U	0.096 U	0.096 U	0.095 U	0.095 U
Isophorone	µg/L	NS	67	0.76 UJ	0.77 U	0.76 U	0.77 U	0.77 U	0.76 U	0.76 U
Naphthalene	µg/L	NS	0.14	0.095 UJ	0.096 U	0.095 U	0.096 U	0.096 U	0.095 U	0.095 U
N-Nitroso-di-n-propylamine	µg/L	NS	0.0093	0.76 UJ	0.77 U	0.76 U	0.77 U	0.77 U	0.76 U	0.76 U
N-Nitrosodiphenylamine	µg/L	NS	10	0.76 UJ	0.77 U	0.76 U	0.77 U	0.77 U	0.76 U	0.76 U
Pentachlorophenol	µg/L	1	0.035	2.3 UJ	2.3 U	2.3 U	2.3 U	2.3 U	2.3 U	2.3 U
Phenanthrene	µg/L	NS	NS	0.095 UJ	0.096 U	0.095 U	0.096 U	0.096 U	0.095 U	0.095 U
Phenol	µg/L	NS	4500	0.76 UJ	0.77 U	0.76 U	0.77 U	0.77 U	0.76 U	0.76 U
Pyrene	µg/L	NS	87	0.095 UJ	0.096 U	0.095 U	0.096 U	0.096 U	0.095 U	0.095 U

Notes:
NS = no standard
Bold = detected compound above the MDL
N/A = not analyzed

Table 3-7. FWGWMP July 2012 SVOC Analytical Results

Data Qualifiers

Data qualifier flags are used in an effort to describe the quality of each piece of data for each constituent. These flags are letter codes appended to the numerical data. The following data qualifiers are specified in the USACE Louisville Chemistry Guidelines. For a complete explanation of qualifiers used for each constituent please refer to the Data Verification Summaries in Appendix C.

U The analyte was analyzed for but not detected. The numerical value preceding the U is the associated reporting limit.

J The identification of the analyte is acceptable, but the quality assurance criteria indicate that the quantitative values may be outside the normal expected range of precision (i.e., the quantitative value is estimated). Examples include:
- Results detected above the laboratory MDL but less than the laboratory reporting limit.
- MS/MSD percent recoveries outside the acceptance criteria.
- Laboratory control sample (LCS) percent recoveries outside acceptance criteria.

R Data are considered to be rejected and shall not be used. This flag denotes the failure of quality control criteria such that it cannot be determined if the analyte is present or absent from the sample [e.g., the method reporting limit (MRL) verification standard was below quality control guidelines; associated sample results that were non-detect are unusable].

UJ This flag is a combination of the U and J qualifiers, which indicate that the analyte is not present. The reported value is considered to be an estimated reporting limit (RL).

B The B flag is used for both organic and inorganic analyses when the analyte is found in the method blank or any of the field blanks. This designation overrides the Contract Laboratory Program (CLP) “B” designation when used by the laboratory as an estimated value for inorganics.

3.3.5 Pesticides and Polychlorinated Biphenyls (PCBs)

The analytical results for pesticides and PCBs are summarized in Table 3-8. The following pesticides and PCBs were detected above the MDL for this sampling event.

- beta-BHC – RQLmw-008C (0.075 µg/L J), and LL1mw-086 (0.027 µg/L J). There is no MCL for beta-BHC. The RSL is 0.022 µg/L.

- delta-BHC – RQLmw-008C (0.018 µg/L J). There is no MCL or RSL for delta-BHC.

As shown in Table 3-8, the following pesticide and/or PCB was detected at levels exceeding either its MCL or RSL;

- beta-BHC in RQLmw-008C at a level of 0.075µg/L, LL1mw-086 at a level of 0.027 µg/L. There is no MCL for beta-BHC. The RSL is 0.022 µg/L.

3.3.6 Alpha, Beta, and Gamma Radionuclides

FWGmw-014 and BKGmw-005 were analyzed for alpha, beta, and gamma radionuclides. As shown in Table 3-9 the gross alpha and beta screening indicated that no results exceeded their respective Minimum Detectable Concentrations (MDCs) or MCLs. The gamma spectroscopy results indicated that no results exceeded their respective MDCs or MCLs except for Radium 226 (36 pCi/L J) and Bismuth 214 (36 pCi/L J) in FWGmw-014. The results are presented in Table 3-9.

Since the analysis of the July samples indicated potential RA-226 contamination, EQM made the determination to reanalyze the July samples in order to get a better understanding of any potential issues as described below.

A review of the data from the July 2012 sampling event identified a detection for Ra-226 similar to the April 2012 event. EQM believed the reported Ra-226 concentration was likely a false positive, due to a combination of both a misidentification by the gamma spectroscopy software and the elevated reporting limit of the analytical method applied. After discussions with the laboratory technical director, we determined that further analytical for samples FWGFWGmw-014-0094-GW (monazite well) and FWGBKGmw-005c-0068-GW (background well) was needed to definitively rule out the presence of Ra-226 and further investigate the unknown naturally occurring radioactive material (NORM). It is critical to remember that Ra-226 is predominantly an alpha particle emitter, and that the main intent of the monazite sand investigation was to monitor for thorium (isotope of concern from monazite sand).

EQM decided to analyze the July samples for total alpha radium by method 903.0 (approved drinking water method for total alpha radium) and total thorium & uranium by ICPMS, method 6020. The results of the reanalysis were as follows; the total alpha radium for both FWGBKGmw-005-0068-GW and FWGFWGmw-014-0094-GW were below the EPA drinking water limit of 5.0 pCi/L at 0.149 pCi/L for FWGBKGmw-005-0068-GW and at 0.26 pCi/L for FWGFWGmw-014-0094-GW. The total uranium results were also reported to be below EPA

limits of 30 µg/L. Total uranium was reported for sample FWGBKGmw-005-0068-GW at 0.45 µg/L and for sample FWGFWGmw-014-0094-GW the total uranium result was 0.4 µg/L. While there is no EPA standard for thorium in drinking water, the thorium results were below the laboratory reporting limit of 2 µg/L for both samples. Thorium was detected in sample FWGBKGmw-005-0068-GW at 0.7 µg/L and not detected for FWGFWGmw-014-0094-GW.

Based on the additional analysis EQM does not believe that there is a radiation concern at well FWGmw-014. This well will, however be monitored for radionuclides for an additional 2 quarters (October 2012 and January 2013).

3.3.7 Hexavalent Chromium

The hexavalent chromium results are summarized in Table 3-10. Hexavalent chromium was detected at levels above the reporting limit in 5 wells. Three of these detections were elevated above the RSL of 0.031 µg/L (there is no MCL for hexavalent chromium). The wells with detected concentrations at or above the RSL are:

- LL3mw-244 (0.184 µg/L), LL12mw-247 (0.265 µg/L) and SCFmw-002 (0.31 µg/L). Note that these three wells will be resampled for hexavalent chromium during the October 2012 monitoring event.

Table 3-8. FWGWMP July 2012 Pesticides and PCBs Analytical Results

Station ID				B12mw-013	BKGmw-005	BKGmw-021	CBLmw-002	CBLmw-005	CBPmw-002	CBPmw-009
Sample ID		MCL	USEPA RSL	FWGB12mw-013-0067-GW	FWGBKGmw-005C-0068-GW	FWGBKGmw-021C-0069-GW	FWGCBLmw-002-0070-GW	FWGCBLmw-005-0071-GW	FWGCBPmw-002C-0072-GW	FWGCBPmw-009-0073-GW
Date Collected				7/25/2012	7/24/2012	7/25/2012	7/25/2012	7/24/2012	7/24/2012	7/24/2012
Sample Type				Grab	Grab	Grab	Grab	Grab	Grab	Grab
Analyte	Units									
4,4'-DDD	µg/L	NS	0.027	0.0095 UJ	0.010 U	0.0095 UJ	N/A	0.0099 U	0.0095 U	0.0095 U
4,4'-DDE	µg/L	NS	0.2	0.0095 UJ	0.010 U	0.0095 UJ	N/A	0.0099 U	0.0095 U	0.0095 U
4,4'-DDT	µg/L	NS	0.2	0.029 UJ	0.030 U	0.029 UJ	N/A	0.030 U	0.029 U	0.029 U
Aldrin	µg/L	NS	0.004	0.0095 UJ	0.010 U	0.0095 UJ	N/A	0.0099 U	0.0095 U	0.0095 U
alpha-BHC	µg/L	NS	0.0062	0.0095 UJ	0.010 U	0.0095 UJ	N/A	0.0099 U	0.0095 U	0.0095 U
alpha-Chordane	µg/L	NS	NS	0.013 UJ	0.014 U	0.013 UJ	N/A	0.014 U	0.013 U	0.013 U
beta-BHC	µg/L	NS	0.022	0.0095 UJ	0.010 U	0.0095 UJ	N/A	0.0099 U	0.0095 U	0.0095 U
delta-BHC	µg/L	NS	NS	0.0095 UJ	0.010 U	0.0095 UJ	N/A	0.0099 U	0.0095 U	0.0095 U
Dieldrin	µg/L	NS	0.0015	0.0095 UJ	0.010 U	0.0095 UJ	N/A	0.0099 U	0.0095 U	0.0095 U
Endosulfan I	µg/L	NS	78	0.012 UJ	0.013 U	0.012 UJ	N/A	0.013 U	0.012 U	0.012 U
Endosulfan II	µg/L	NS	78	0.011 UJ	0.012 U	0.011 UJ	N/A	0.012 U	0.011 U	0.011 U
Endosulfan sulfate	µg/L	NS	NS	0.010 UJ	0.011 U	0.010 UJ	N/A	0.011 U	0.010 U	0.010 U
Endrin	µg/L	2	1.7	0.010 UJ	0.011 U	0.010 UJ	N/A	0.011 U	0.010 U	0.010 U
Endrin aldehyde	µg/L	NS	NS	0.010 UJ	0.011 U	0.010 UJ	N/A	0.011 U	0.010 U	0.010 U
Endrin ketone	µg/L	NS	NS	0.0095 UJ	0.010 U	0.0095 UJ	N/A	0.0099 U	0.0095 U	0.0095 U
gamma-BHC	µg/L	0.2	0.036	0.0095 UJ	0.010 U	0.0095 UJ	N/A	0.0099 U	0.0095 U	0.0095 U
gamma-Chlordane	µg/L	NS	NS	0.011 UJ	0.012 U	0.011 UJ	N/A	0.012 U	0.011 U	0.011 U
Heptachlor	µg/L	0.4	0.0018	0.0095 UJ	0.010 U	0.0095 UJ	N/A	0.0099 U	0.0095 U	0.0095 U
Heptachlor epoxide	µg/L	0.2	0.0033	0.0095 UJ	0.010 U	0.0095 UJ	N/A	0.0099 U	0.0095 U	0.0095 U
Methoxychlor	µg/L	40	27	0.030 UJ	0.032 U	0.030 UJ	N/A	0.032 U	0.030 U	0.030 U
Toxaphene	µg/L	3	0.013	0.48 UJ	0.50 U	0.48 UJ	N/A	0.50 U	0.48 U	0.48 U
PCB- 1016	µg/L	0.5	0.96	0.19 UJ	0.20 U	0.19 U	0.21 U	0.20 U	0.19 U	0.19 U
PCB- 1221	µg/L	0.5	0.004	0.19 UJ	0.20 U	0.19 U	0.21 U	0.20 U	0.19 U	0.19 U
PCB- 1232	µg/L	0.5	0.004	0.19 UJ	0.20 U	0.19 U	0.21 U	0.20 U	0.19 U	0.19 U
PCB- 1242	µg/L	0.5	0.034	0.38 UJ	0.40 U	0.38 U	0.43 U	0.40 U	0.38 U	0.38 U
PCB- 1248	µg/L	0.5	0.034	0.19 UJ	0.20 U	0.19 U	0.21 U	0.20 U	0.19 U	0.19 U
PCB- 1254	µg/L	0.5	0.034	0.19 UJ	0.20 U	0.19 U	0.21 U	0.20 U	0.19 U	0.19 U
PCB- 1260	µg/L	0.5	0.034	0.19 UJ	0.20 U	0.19 U	0.21 U	0.20 U	0.19 U	0.19 U

Notes:

NS = no standard

Bold = detected compound above the MDL

N/A = not analyzed

Table 3-8. FWGWMP July 2012 Pesticides and PCBs Analytical Results

Station ID				DA2mw-108	DA2mw-114	DA2mw-115	DETmw-003	DETmw-004	EBGmw-131	FWGmw-001
Sample ID		MCL	USEPA RSL	FWGDA2mw-108C-0074-GW	FWGDA2mw-114-0075-GW	FWGDA2mw-115-0076-GW	FWGDETmw-003C-0077-GW	FWGDETmw-004C-0078-GW	FWGEBGmw-131-0080-GW	FWGFWGmw-001-0081-GW
Date Collected				7/26/2012	7/26/2012	7/26/2012	7/26/2012	7/25-26/12	7/23/2012	7/25/2012
Sample Type				Grab	Grab	Grab	Grab	Grab	Grab	Grab
Analyte	Units									
4,4'-DDD	µg/L	NS	0.027	N/A	0.0096 U	0.0095 U	0.0095 U	0.013 U	0.0095 U	0.0095 UJ
4,4'-DDE	µg/L	NS	0.2	N/A	0.0096 U	0.0095 U	0.0095 U	0.013 U	0.0095 U	0.0095 UJ
4,4'-DDT	µg/L	NS	0.2	N/A	0.029 U	0.029 U	0.029 U	0.039 U	0.029 U	0.029 UJ
Aldrin	µg/L	NS	0.004	N/A	0.0096 U	0.0095 U	0.0095 U	0.013 U	0.0095 U	0.0095 UJ
alpha-BHC	µg/L	NS	0.0062	N/A	0.0096 U	0.0095 U	0.0095 U	0.013 U	0.0095 U	0.0095 UJ
alpha-Chordane	µg/L	NS	NS	N/A	0.013 U	0.013 U	0.013 U	0.018 U	0.013 U	0.013 UJ
beta-BHC	µg/L	NS	0.022	N/A	0.0096 U	0.0095 U	0.0095 U	0.013 U	0.0095 U	0.0095 UJ
delta-BHC	µg/L	NS	NS	N/A	0.0096 U	0.0095 U	0.0095 U	0.013 U	0.0095 U	0.0095 UJ
Dieldrin	µg/L	NS	0.0015	N/A	0.0096 U	0.0095 U	0.0095 U	0.013 U	0.0095 U	0.0095 UJ
Endosulfan I	µg/L	NS	78	N/A	0.013 U	0.012 U	0.012 U	0.017 U	0.012 U	0.012 UJ
Endosulfan II	µg/L	NS	78	N/A	0.012 U	0.011 U	0.011 U	0.016 U	0.011 U	0.011 UJ
Endosulfan sulfate	µg/L	NS	NS	N/A	0.011 U	0.010 U	0.010 U	0.014 U	0.010 U	0.010 UJ
Endrin	µg/L	2	1.7	N/A	0.011 U	0.010 U	0.010 U	0.014 U	0.010 U	0.010 UJ
Endrin aldehyde	µg/L	NS	NS	N/A	0.011 U	0.010 U	0.010 U	0.014 U	0.010 U	0.010 UJ
Endrin ketone	µg/L	NS	NS	N/A	0.0096 U	0.0095 U	0.0095 U	0.013 U	0.0095 U	0.0095 UJ
gamma-BHC	µg/L	0.2	0.036	N/A	0.0096 U	0.0095 U	0.0095 U	0.013 U	0.0095 U	0.0095 UJ
gamma-Chlordane	µg/L	NS	NS	N/A	0.012 U	0.011 U	0.011 U	0.016 U	0.011 U	0.011 UJ
Heptachlor	µg/L	0.4	0.0018	N/A	0.0096 U	0.0095 U	0.0095 U	0.013 U	0.0095 U	0.0095 UJ
Heptachlor epoxide	µg/L	0.2	0.0033	N/A	0.0096 U	0.0095 U	0.0095 U	0.013 U	0.0095 U	0.0095 UJ
Methoxychlor	µg/L	40	27	N/A	0.031 U	0.030 U	0.030 U	0.042 U	0.030 U	0.030 UJ
Toxaphene	µg/L	3	0.013	N/A	0.48 U	0.48 U	0.48 U	0.66 U	0.48 U	0.48 UJ
PCB- 1016	µg/L	0.5	0.96	0.19 UJ	0.19 U	0.19 U	0.19 U	0.26 UJ	0.19 U	0.19 UJ
PCB- 1221	µg/L	0.5	0.004	0.19 UJ	0.19 U	0.19 U	0.19 U	0.26 UJ	0.19 U	0.19 UJ
PCB- 1232	µg/L	0.5	0.004	0.19 UJ	0.19 U	0.19 U	0.19 U	0.26 UJ	0.19 U	0.19 UJ
PCB- 1242	µg/L	0.5	0.034	0.38 UJ	0.38 U	0.38 U	0.38 U	0.53 UJ	0.38 U	0.38 UJ
PCB- 1248	µg/L	0.5	0.034	0.19 UJ	0.19 U	0.19 U	0.19 U	0.26 UJ	0.19 U	0.19 UJ
PCB- 1254	µg/L	0.5	0.034	0.19 UJ	0.19 U	0.19 U	0.19 U	0.26 UJ	0.19 U	0.19 UJ
PCB- 1260	µg/L	0.5	0.034	0.19 UJ	0.19 U	0.19 U	0.19 U	0.26 UJ	0.19 U	0.19 UJ

Notes:

NS = no standard

Bold = detected compound above the MDL

N/A = not analyzed

Table 3-8. FWGWMP July 2012 Pesticides and PCBs Analytical Results

Station ID				FWGmw-002	FWGmw-003	FWGmw-004	FWGmw-005	FWGmw-006	FWGmw-007	FWGmw-008
Sample ID		MCL	USEPA RSL	FWGFWGmw-002-0082-GW	FWGFWGmw-003-0083-GW	FWGFWGmw-004-0084-GW	FWGFWGmw-005-0085-GW	FWGFWGmw-006-0086-GW	FWGFWGmw-007-0087-GW	FWGFWGmw-008-0088-GW
Date Collected				7/25/2012	7/25/2012	7/25/2012	7/25/2012	7/24/2012	7/25/2012	7/25/2012
Sample Type				Grab	Grab	Grab	Grab	Grab	Grab	Grab
Analyte	Units									
4,4'-DDD	µg/L	NS	0.027	0.0095 UJ	0.011 UJ	0.0095 UJ	0.0095 UJ	0.0095 U	0.0095 U	0.0095 UJ
4,4'-DDE	µg/L	NS	0.2	0.0095 UJ	0.011 UJ	0.0095 UJ	0.0095 UJ	0.0095 U	0.0095 U	0.0095 UJ
4,4'-DDT	µg/L	NS	0.2	0.029 UJ	0.033 UJ	0.029 UJ	0.029 UJ	0.029 U	0.029 U	0.029 UJ
Aldrin	µg/L	NS	0.004	0.0095 UJ	0.011 UJ	0.0095 UJ	0.0095 UJ	0.0095 U	0.0095 U	0.0095 UJ
alpha-BHC	µg/L	NS	0.0062	0.0095 UJ	0.011 UJ	0.0095 UJ	0.0095 UJ	0.0095 U	0.0095 U	0.0095 UJ
alpha-Chordane	µg/L	NS	NS	0.013 UJ	0.015 UJ	0.013 UJ	0.013 UJ	0.013 U	0.013 U	0.013 UJ
beta-BHC	µg/L	NS	0.022	0.0095 UJ	0.011 UJ	0.0095 UJ	0.0095 UJ	0.0095 U	0.0095 U	0.0095 UJ
delta-BHC	µg/L	NS	NS	0.0095 UJ	0.011 UJ	0.0095 UJ	0.0095 UJ	0.0095 U	0.0095 U	0.0095 UJ
Dieldrin	µg/L	NS	0.0015	0.0095 UJ	0.011 UJ	0.0095 UJ	0.0095 UJ	0.0095 U	0.0095 U	0.0095 UJ
Endosulfan I	µg/L	NS	78	0.012 UJ	0.014 UJ	0.012 UJ	0.012 UJ	0.012 U	0.012 U	0.012 UJ
Endosulfan II	µg/L	NS	78	0.011 UJ	0.013 UJ	0.011 UJ	0.011 UJ	0.011 U	0.011 U	0.011 UJ
Endosulfan sulfate	µg/L	NS	NS	0.010 UJ	0.012 UJ	0.010 UJ	0.010 UJ	0.010 U	0.010 U	0.010 UJ
Endrin	µg/L	2	1.7	0.010 UJ	0.012 UJ	0.010 UJ	0.010 UJ	0.010 U	0.010 U	0.010 UJ
Endrin aldehyde	µg/L	NS	NS	0.010 UJ	0.012 UJ	0.010 UJ	0.010 UJ	0.010 U	0.010 U	0.010 UJ
Endrin ketone	µg/L	NS	NS	0.0095 UJ	0.011 UJ	0.0095 UJ	0.0095 UJ	0.0095 U	0.0095 U	0.0095 UJ
gamma-BHC	µg/L	0.2	0.036	0.0095 UJ	0.011 UJ	0.0095 UJ	0.0095 UJ	0.0095 U	0.0095 U	0.0095 UJ
gamma-Chlordane	µg/L	NS	NS	0.011 UJ	0.013 UJ	0.011 UJ	0.011 UJ	0.011 U	0.011 U	0.011 UJ
Heptachlor	µg/L	0.4	0.0018	0.0095 UJ	0.011 UJ	0.0095 UJ	0.0095 UJ	0.0095 U	0.0095 U	0.0095 UJ
Heptachlor epoxide	µg/L	0.2	0.0033	0.0095 UJ	0.011 UJ	0.0095 UJ	0.0095 UJ	0.0095 U	0.0095 U	0.0095 UJ
Methoxychlor	µg/L	40	27	0.030 UJ	0.035 UJ	0.030 UJ	0.030 UJ	0.030 U	0.030 U	0.030 UJ
Toxaphene	µg/L	3	0.013	0.48 UJ	0.54 UJ	0.48 UJ	0.48 UJ	0.48 U	0.48 U	0.48 UJ
PCB- 1016	µg/L	0.5	0.96	0.19 UJ	0.20 UJ	0.19 UJ	0.19 UJ	0.19 UJ	0.19 UJ	0.19 UJ
PCB- 1221	µg/L	0.5	0.004	0.19 UJ	0.20 UJ	0.19 UJ	0.19 UJ	0.19 UJ	0.19 UJ	0.19 UJ
PCB- 1232	µg/L	0.5	0.004	0.19 UJ	0.20 UJ	0.19 UJ	0.19 UJ	0.19 UJ	0.19 UJ	0.19 UJ
PCB- 1242	µg/L	0.5	0.034	0.38 UJ	0.41 UJ	0.38 UJ	0.38 UJ	0.38 UJ	0.38 UJ	0.38 UJ
PCB- 1248	µg/L	0.5	0.034	0.19 UJ	0.20 UJ	0.19 UJ	0.19 UJ	0.19 UJ	0.19 UJ	0.19 UJ
PCB- 1254	µg/L	0.5	0.034	0.19 UJ	0.20 UJ	0.19 UJ	0.19 UJ	0.19 UJ	0.19 UJ	0.19 UJ
PCB- 1260	µg/L	0.5	0.034	0.19 UJ	0.20 UJ	0.19 UJ	0.19 UJ	0.19 UJ	0.19 UJ	0.19 UJ

Notes:

NS = no standard

Bold = detected compound above the MDL

N/A = not analyzed

Table 3-8. FWGWMP July 2012 Pesticides and PCBs Analytical Results

Station ID				FWGmw-009	FWGmw-010	FWGmw-011	FWGmw-012	FWGmw-013	FWGmw-014	FWGmw-015
Sample ID		MCL	USEPA RSL	FWGFWGmw-009-0089-GW	FWGFWGmw-010-0090-GW	FWGFWGmw-011-0091-GW	FWGFWGmw-012-0092-GW	FWGFWGmw-013-0093-GW	FWGFWGmw-014-0094-GW	FWGFWGmw-015-0095-GW
Date Collected				7/23/2012	7/23/2012	7/23/2012	7/23/2012	7/25/2012	7/24/2012	7/25/2012
Sample Type				Grab	Grab	Grab	Grab	Grab	Grab	Grab
Analyte	Units									
4,4'-DDD	µg/L	NS	0.027	0.0095 UJ	0.0099 U	0.0095 UJ	0.0095 U	0.0095 UJ	0.0095 U	0.011 UJ
4,4'-DDE	µg/L	NS	0.2	0.0095 UJ	0.0099 U	0.0095 UJ	0.0095 U	0.0095 UJ	0.0095 U	0.011 UJ
4,4'-DDT	µg/L	NS	0.2	0.029 UJ	0.030 U	0.029 UJ	0.029 U	0.029 UJ	0.029 U	0.032 UJ
Aldrin	µg/L	NS	0.004	0.0095 UJ	0.0099 U	0.0095 UJ	0.0095 U	0.0095 UJ	0.0095 U	0.011 UJ
alpha-BHC	µg/L	NS	0.0062	0.0095 UJ	0.0099 U	0.0095 UJ	0.0095 U	0.0095 UJ	0.0095 U	0.011 UJ
alpha-Chordane	µg/L	NS	NS	0.013 UJ	0.014 U	0.013 UJ	0.013 U	0.013 UJ	0.013 U	0.015 UJ
beta-BHC	µg/L	NS	0.022	0.0095 UJ	0.0099 U	0.0095 UJ	0.0095 U	0.0095 UJ	0.0095 U	0.011 UJ
delta-BHC	µg/L	NS	NS	0.0095 UJ	0.0099 U	0.0095 UJ	0.0095 U	0.0095 UJ	0.0095 U	0.011 UJ
Dieldrin	µg/L	NS	0.0015	0.0095 UJ	0.0099 U	0.0095 UJ	0.0095 U	0.0095 UJ	0.0095 U	0.011 UJ
Endosulfan I	µg/L	NS	78	0.012 UJ	0.013 U	0.012 UJ	0.012 UJ	0.012 UJ	0.012 U	0.014 UJ
Endosulfan II	µg/L	NS	78	0.011 UJ	0.012 U	0.011 UJ	0.011 U	0.011 UJ	0.011 U	0.013 UJ
Endosulfan sulfate	µg/L	NS	NS	0.010 UJ	0.011 U	0.010 UJ	0.010 U	0.010 UJ	0.010 U	0.012 UJ
Endrin	µg/L	2	1.7	0.010 UJ	0.011 U	0.010 UJ	0.010 U	0.010 UJ	0.010 U	0.012 UJ
Endrin aldehyde	µg/L	NS	NS	0.010 UJ	0.011 U	0.010 UJ	0.010 U	0.010 UJ	0.010 U	0.012 UJ
Endrin ketone	µg/L	NS	NS	0.0095 UJ	0.0099 U	0.0095 UJ	0.0095 UJ	0.0095 UJ	0.0095 U	0.011 UJ
gamma-BHC	µg/L	0.2	0.036	0.0095 UJ	0.0099 U	0.0095 UJ	0.0095 U	0.0095 UJ	0.0095 U	0.011 UJ
gamma-Chlordane	µg/L	NS	NS	0.011 UJ	0.012 U	0.011 UJ	0.011 U	0.011 UJ	0.011 U	0.013 UJ
Heptachlor	µg/L	0.4	0.0018	0.0095 UJ	0.0099 U	0.0095 UJ	0.0095 U	0.0095 UJ	0.0095 U	0.011 UJ
Heptachlor epoxide	µg/L	0.2	0.0033	0.0095 UJ	0.0099 U	0.0095 UJ	0.0095 U	0.0095 UJ	0.0095 U	0.011 UJ
Methoxychlor	µg/L	40	27	0.030 UJ	0.032 U	0.030 UJ	0.030 U	0.030 UJ	0.030 U	0.034 UJ
Toxaphene	µg/L	3	0.013	0.48 UJ	0.50 U	0.48 UJ	0.48 U	0.48 UJ	0.48 U	0.54 UJ
PCB- 1016	µg/L	0.5	0.96	0.19 UJ	0.20 U	0.19 UJ	0.19 U	0.19 U	0.19 UJ	0.21 UJ
PCB- 1221	µg/L	0.5	0.004	0.19 UJ	0.20 U	0.19 UJ	0.19 U	0.19 U	0.19 UJ	0.21 UJ
PCB- 1232	µg/L	0.5	0.004	0.19 UJ	0.20 U	0.19 UJ	0.19 U	0.19 U	0.19 UJ	0.21 UJ
PCB- 1242	µg/L	0.5	0.034	0.38 UJ	0.40 U	0.38 UJ	0.38 U	0.38 U	0.38 UJ	0.43 UJ
PCB- 1248	µg/L	0.5	0.034	0.19 UJ	0.20 U	0.19 UJ	0.19 U	0.19 U	0.19 UJ	0.21 UJ
PCB- 1254	µg/L	0.5	0.034	0.19 UJ	0.20 U	0.19 UJ	0.19 U	0.19 U	0.19 UJ	0.21 UJ
PCB- 1260	µg/L	0.5	0.034	0.19 UJ	0.20 U	0.19 UJ	0.19 U	0.19 U	0.19 UJ	0.21 UJ

Notes:

NS = no standard

Bold = detected compound above the MDL

N/A = not analyzed

Table 3-8. FWGWMP July 2012 Pesticides and PCBs Analytical Results

Station ID				FWGmw-016	LL1mw-064	LL1mw-065	LL1mw-086	LL1mw-087	LL2mw-059
Sample ID		MCL	USEPA RSL	FWGFWGmw-016-0096-GW	FWGLL1mw-064C-0109-GW	FWGLL1mw-065C-0110-GW	FWGLL1mw-086-0111-GW	FWGLL1mw-087-0112-GW	FWGLL2mw-059C-0113-GW
Date Collected				7/25/2012	7/23/2012	7/23/2012	7/23/2012	7/23/2012	7/23/2012
Sample Type				Grab	Grab	Grab	Grab	Grab	Grab
Analyte	Units								
4,4'-DDD	µg/L	NS	0.027	0.0095 UJ	0.0095 U	0.0095 U	0.0095 UJ	0.0098 U	0.0095 U
4,4'-DDE	µg/L	NS	0.2	0.0095 UJ	0.0095 U	0.0095 U	0.0095 UJ	0.0098 U	0.0095 U
4,4'-DDT	µg/L	NS	0.2	0.029 UJ	0.029 U	0.029 U	0.029 UJ	0.029 U	0.029 U
Aldrin	µg/L	NS	0.004	0.0095 UJ	0.0095 U	0.0095 U	0.0095 UJ	0.0098 U	0.0095 U
alpha-BHC	µg/L	NS	0.0062	0.0095 UJ	0.0095 U	0.0095 U	0.0095 UJ	0.0098 U	0.0095 U
alpha-Chordane	µg/L	NS	NS	0.013 UJ	0.013 U	0.013 U	0.013 UJ	0.014 U	0.013 U
beta-BHC	µg/L	NS	0.022	0.0095 UJ	0.0095 U	0.0095 U	**0.027 J**	0.0098 U	0.0095 U
delta-BHC	µg/L	NS	NS	0.0095 UJ	0.0095 U	0.0095 U	0.0095 UJ	0.0098 U	0.0095 U
Dieldrin	µg/L	NS	0.0015	0.0095 UJ	0.0095 U	0.0095 U	0.0095 UJ	0.0098 U	0.0095 U
Endosulfan I	µg/L	NS	78	0.012 UJ	0.012 U	0.012 U	0.012 UJ	0.013 U	0.012 U
Endosulfan II	µg/L	NS	78	0.011 UJ	0.011 U	0.011 U	0.011 UJ	0.012 U	0.011 U
Endosulfan sulfate	µg/L	NS	NS	0.010 UJ	0.010 U	0.010 U	0.010 UJ	0.011 U	0.010 U
Endrin	µg/L	2	1.7	0.010 UJ	0.010 U	0.010 U	0.010 UJ	0.011 U	0.010 U
Endrin aldehyde	µg/L	NS	NS	0.010 UJ	0.010 U	0.010 U	0.010 UJ	0.011 U	0.010 U
Endrin ketone	µg/L	NS	NS	0.0095 UJ	0.0095 U	0.0095 U	0.0095 UJ	0.0098 U	0.0095 U
gamma-BHC	µg/L	0.2	0.036	0.0095 UJ	0.0095 U	0.0095 U	0.0095 UJ	0.0098 U	0.0095 U
gamma-Chlordane	µg/L	NS	NS	0.011 UJ	0.011 U	0.011 U	0.011 UJ	0.012 U	0.011 U
Heptachlor	µg/L	0.4	0.0018	0.0095 UJ	0.0095 U	0.0095 U	0.0095 UJ	0.0098 U	0.0095 U
Heptachlor epoxide	µg/L	0.2	0.0033	0.0095 UJ	0.0095 U	0.0095 U	0.0095 UJ	0.0098 U	0.0095 U
Methoxychlor	µg/L	40	27	0.030 UJ	0.030 U	0.030 U	0.030 UJ	0.031 U	0.030 U
Toxaphene	µg/L	3	0.013	0.48 UJ	0.48 U	0.48 U	0.48 UJ	0.49 U	0.48 U
PCB- 1016	µg/L	0.5	0.96	0.20 U	N/A	N/A	0.19 UJ	0.20 UJ	0.19 UJ
PCB- 1221	µg/L	0.5	0.004	0.20 U	N/A	N/A	0.19 UJ	0.20 UJ	0.19 UJ
PCB- 1232	µg/L	0.5	0.004	0.20 U	N/A	N/A	0.19 UJ	0.20 UJ	0.19 UJ
PCB- 1242	µg/L	0.5	0.034	0.40 U	N/A	N/A	0.38 UJ	0.39 UJ	0.38 UJ
PCB- 1248	µg/L	0.5	0.034	0.20 U	N/A	N/A	0.19 UJ	0.20 UJ	0.19 UJ
PCB- 1254	µg/L	0.5	0.034	0.20 U	N/A	N/A	0.19 UJ	0.20 UJ	0.19 UJ
PCB- 1260	µg/L	0.5	0.034	0.20 U	N/A	N/A	0.19 UJ	0.20 UJ	0.19 UJ

Notes:

NS = no standard

Bold = detected compound above the MDL

N/A = not analyzed

Table 3-8. FWGWMP July 2012 Pesticides and PCBs Analytical Results

Station ID				LL2mw-265	LL3mw-241	LL3mw-242	LL3mw-244	LL3mw-245	LL4mw-199	LL4mw-201
Sample ID		MCL	USEPA RSL	FWGLL2mw-265C-0114-GW	FWGLL3mw-241C-0115-GW	FWGLL3mw-242C-0116-GW	FWGLL3mw-244-0117-GW	FWGLL3mw-245-0118-GW	FWGLL4mw-199-0119-GW	FWGLL4mw-201-0120-GW
Date Collected				7/23/2012	7/24/2012	7/25/2012	7/3/2012	7/25/2012	7/23/2012	7/23/2012
Sample Type				Grab	Grab	Grab	Grab	Grab	Grab	Grab
Analyte	Units									
4,4'-DDD	µg/L	NS	0.027	0.0095 U	0.0095 U	0.0095 UJ	0.0095 U	0.0095 UJ	0.0095 U	0.0095 U
4,4'-DDE	µg/L	NS	0.2	0.0095 U	0.0095 U	0.0095 UJ	0.0095 U	0.0095 UJ	0.0095 U	0.0095 U
4,4'-DDT	µg/L	NS	0.2	0.029 U	0.029 U	0.029 UJ	0.029 U	0.029 UJ	0.029 U	0.029 U
Aldrin	µg/L	NS	0.004	0.0095 U	0.0095 U	0.0095 UJ	0.0095 U	0.0095 UJ	0.0095 U	0.0095 U
alpha-BHC	µg/L	NS	0.0062	0.0095 U	0.0095 U	0.0095 UJ	0.0095 U	0.0095 UJ	0.0095 U	0.0095 U
alpha-Chordane	µg/L	NS	NS	0.013 U	0.013 U	0.013 UJ	0.013 U	0.013 UJ	0.013 U	0.013 U
beta-BHC	µg/L	NS	0.022	0.0095 U	0.0095 U	0.0095 UJ	0.0095 U	0.0095 UJ	0.0095 U	0.0095 U
delta-BHC	µg/L	NS	NS	0.0095 U	0.0095 U	0.0095 UJ	0.0095 U	0.0095 UJ	0.0095 U	0.0095 U
Dieldrin	µg/L	NS	0.0015	0.0095 U	0.0095 U	0.0095 UJ	0.0095 U	0.0095 UJ	0.0095 U	0.0095 U
Endosulfan I	µg/L	NS	78	0.012 U	0.012 U	0.012 UJ	0.012 U	0.012 UJ	0.012 U	0.012 U
Endosulfan II	µg/L	NS	78	0.011 U	0.011 U	0.011 UJ	0.011 U	0.011 UJ	0.011 U	0.011 U
Endosulfan sulfate	µg/L	NS	NS	0.010 U	0.010 U	0.010 UJ	0.010 U	0.010 UJ	0.010 U	0.010 U
Endrin	µg/L	2	1.7	0.010 U	0.010 U	0.010 UJ	0.010 U	0.010 UJ	0.010 U	0.010 U
Endrin aldehyde	µg/L	NS	NS	0.010 U	0.010 U	0.010 UJ	0.010 U	0.010 UJ	0.010 U	0.010 U
Endrin ketone	µg/L	NS	NS	0.0095 U	0.0095 U	0.0095 UJ	0.0095 U	0.0095 UJ	0.0095 U	0.0095 U
gamma-BHC	µg/L	0.2	0.036	0.0095 U	0.0095 U	0.0095 UJ	0.0095 U	0.0095 UJ	0.0095 U	0.0095 U
gamma-Chlordane	µg/L	NS	NS	0.011 U	0.011 U	0.011 UJ	0.011 U	0.011 UJ	0.011 U	0.011 U
Heptachlor	µg/L	0.4	0.0018	0.0095 U	0.0095 U	0.0095 UJ	0.0095 U	0.0095 UJ	0.0095 U	0.0095 U
Heptachlor epoxide	µg/L	0.2	0.0033	0.0095 U	0.0095 U	0.0095 UJ	0.0095 U	0.0095 UJ	0.0095 U	0.0095 U
Methoxychlor	µg/L	40	27	0.030 U	0.030 U	0.030 UJ	0.030 U	0.030 UJ	0.030 U	0.030 U
Toxaphene	µg/L	3	0.013	0.48 U	0.48 U	0.48 UJ	0.48 U	0.48 UJ	0.48 U	0.48 U
PCB- 1016	µg/L	0.5	0.96	0.19 U	N/A	N/A	0.19 U	0.19 U	N/A	0.19 U
PCB- 1221	µg/L	0.5	0.004	0.19 U	N/A	N/A	0.19 U	0.19 U	N/A	0.19 U
PCB- 1232	µg/L	0.5	0.004	0.19 U	N/A	N/A	0.19 U	0.19 U	N/A	0.19 U
PCB- 1242	µg/L	0.5	0.034	0.38 U	N/A	N/A	0.38 U	0.38 U	N/A	0.38 U
PCB- 1248	µg/L	0.5	0.034	0.19 U	N/A	N/A	0.19 U	0.19 U	N/A	0.19 U
PCB- 1254	µg/L	0.5	0.034	0.19 U	N/A	N/A	0.19 U	0.19 U	N/A	0.19 U
PCB- 1260	µg/L	0.5	0.034	0.19 U	N/A	N/A	0.19 U	0.19 U	N/A	0.19 U

Notes:

NS = no standard

Bold = detected compound above the MDL

N/A = not analyzed

Table 3-8. FWGWMP July 2012 Pesticides and PCBs Analytical Results

Station ID				LL6mw-008	LL6mw-009	LL11mw-007	LL11mw-011	LL11mw-012	LL12mw-187	L12mw-242
Sample ID		MCL	USEPA RSL	FWGLL6mw-008-0123-GW	FWGLL6mw-009-0124-GW	FWGLL11mw-007-0098-GW	FWGLL11mw-011-0099-GW	FWGLL11mw-012-0100-GW	FWGLL12mw-187C-0104-GW	FWGLL12mw-242C-0105-GW
Date Collected				7/25/2012	7/25/2012	7/25/2012	7/24/2012	7/24/2012	7/26/2012	7/25/2012
Sample Type				Grab	Grab	Grab	Grab	Grab	Grab	Grab
Analyte	Units									
4,4'-DDD	µg/L	NS	0.027	0.0095 UJ	0.010 UJ	0.0095 UJ	0.0095 U	0.010 U	0.0095 U	0.0095 UJ
4,4'-DDE	µg/L	NS	0.2	0.0095 UJ	0.010 UJ	0.0095 UJ	0.0095 U	0.010 U	0.0095 U	0.0095 UJ
4,4'-DDT	µg/L	NS	0.2	0.029 UJ	0.030 UJ	0.029 UJ	0.029 U	0.031 U	0.029 U	0.029 UJ
Aldrin	µg/L	NS	0.004	0.0095 UJ	0.010 UJ	0.0095 UJ	0.0095 U	0.010 U	0.0095 U	0.0095 UJ
alpha-BHC	µg/L	NS	0.0062	0.0095 UJ	0.010 UJ	0.0095 UJ	0.0095 U	0.010 U	0.0095 U	0.0095 UJ
alpha-Chordane	µg/L	NS	NS	0.013 UJ	0.014 UJ	0.013 UJ	0.013 U	0.015 U	0.013 U	0.013 UJ
beta-BHC	µg/L	NS	0.022	0.0095 UJ	0.010 UJ	0.0095 UJ	0.0095 U	0.010 U	0.0095 U	0.0095 UJ
delta-BHC	µg/L	NS	NS	0.0095 UJ	0.010 UJ	0.0095 UJ	0.0095 U	0.010 U	0.0095 U	0.0095 UJ
Dieldrin	µg/L	NS	0.0015	0.0095 UJ	0.010 UJ	0.0095 UJ	0.0095 U	0.010 U	0.0095 U	0.0095 UJ
Endosulfan I	µg/L	NS	78	0.012 UJ	0.013 UJ	0.012 UJ	0.012 U	0.014 U	0.012 U	0.012 UJ
Endosulfan II	µg/L	NS	78	0.011 UJ	0.012 UJ	0.011 UJ	0.011 U	0.013 U	0.011 U	0.011 UJ
Endosulfan sulfate	µg/L	NS	NS	0.010 UJ	0.011 UJ	0.010 UJ	0.010 U	0.011 U	0.010 U	0.010 UJ
Endrin	µg/L	2	1.7	0.010 UJ	0.011 UJ	0.010 UJ	0.010 U	0.011 U	0.010 U	0.010 UJ
Endrin aldehyde	µg/L	NS	NS	0.010 UJ	0.011 UJ	0.010 UJ	0.010 U	0.011 U	0.010 U	0.010 UJ
Endrin ketone	µg/L	NS	NS	0.0095 UJ	0.010 UJ	0.0095 UJ	0.0095 U	0.010 U	0.0095 U	0.0095 UJ
gamma-BHC	µg/L	0.2	0.036	0.0095 UJ	0.010 UJ	0.0095 UJ	0.0095 U	0.010 U	0.0095 U	0.0095 UJ
gamma-Chlordane	µg/L	NS	NS	0.011 UJ	0.012 UJ	0.011 UJ	0.011 U	0.013 U	0.011 U	0.011 UJ
Heptachlor	µg/L	0.4	0.0018	0.0095 UJ	0.010 UJ	0.0095 UJ	0.0095 U	0.010 U	0.0095 U	0.0095 UJ
Heptachlor epoxide	µg/L	0.2	0.0033	0.0095 UJ	0.010 UJ	0.0095 UJ	0.0095 U	0.010 U	0.0095 U	0.0095 UJ
Methoxychlor	µg/L	40	27	0.030 UJ	0.032 UJ	0.030 UJ	0.030 U	0.033 U	0.030 U	0.030 UJ
Toxaphene	µg/L	3	0.013	0.48 UJ	0.50 UJ	0.48 UJ	0.48 U	0.52 U	0.48 U	0.48 UJ
PCB- 1016	µg/L	0.5	0.96	0.19 UJ	0.20 UJ	N/A	0.19 UJ	0.21 U	0.19 U	0.19 UJ
PCB- 1221	µg/L	0.5	0.004	0.19 UJ	0.20 UJ	N/A	0.19 UJ	0.21 U	0.19 U	0.19 UJ
PCB- 1232	µg/L	0.5	0.004	0.19 UJ	0.20 UJ	N/A	0.19 UJ	0.21 U	0.19 U	0.19 UJ
PCB- 1242	µg/L	0.5	0.034	0.38 UJ	0.40 UJ	N/A	0.38 UJ	0.42 U	0.38 U	0.38 UJ
PCB- 1248	µg/L	0.5	0.034	0.19 UJ	0.20 UJ	N/A	0.19 UJ	0.21 U	0.19 U	0.19 UJ
PCB- 1254	µg/L	0.5	0.034	0.19 UJ	0.20 UJ	N/A	0.19 UJ	0.21 U	0.19 U	0.19 UJ
PCB- 1260	µg/L	0.5	0.034	0.19 UJ	0.20 UJ	N/A	0.19 UJ	0.21 U	0.19 U	0.19 UJ

Notes:

NS = no standard

Bold = detected compound above the MDL

N/A = not analyzed

Table 3-8. FWGWMP July 2012 Pesticides and PCBs Analytical Results

Station ID				LL12mw-245	LL12mw-246	LL12mw-247	NTAmw-109	NTAmw-119	RQLmw-007	RQlmw-008
Sample ID		MCL	USEPA RSL	FWGLL12mw-245C-0106-GW	FWGLL12mw-246C-0107-GW	FWGLL12mw-247-0108-GW	FWGNTAmw-109-0125-GW	FWGNTAmw-119-0126-GW	FWGRQLmw-007C-0127-GW	FWGRQLmw-008C-0128-GW
Date Collected				7/24/2012	7/26/2012	7/24/2012	7/25/2012	7/25/2012	7/23/2012	7/23/2012
Sample Type				Grab	Grab	Grab	Grab	Grab	Grab	Grab
Analyte	Units									
4,4'-DDD	µg/L	NS	0.027	0.010 U	0.0095 U	0.010 U	N/A	0.010 UJ	0.0095 UJ	0.0095 UJ
4,4'-DDE	µg/L	NS	0.2	0.010 U	0.0095 U	0.010 U	N/A	0.010 UJ	0.0095 UJ	0.0095 UJ
4,4'-DDT	µg/L	NS	0.2	0.031 U	0.029 U	0.031 U	N/A	0.031 UJ	0.029 UJ	0.029 UJ
Aldrin	µg/L	NS	0.004	0.010 U	0.0095 U	0.010 U	N/A	0.010 UJ	0.0095 UJ	0.0095 UJ
alpha-BHC	µg/L	NS	0.0062	0.010 U	0.0095 U	0.010 U	N/A	0.010 UJ	0.0095 UJ	0.0095 UJ
alpha-Chordane	µg/L	NS	NS	0.014 U	0.013 U	0.014 U	N/A	0.014 UJ	0.013 UJ	0.013 UJ
beta-BHC	µg/L	NS	0.022	0.010 U	0.0095 U	0.010 U	N/A	0.010 UJ	0.0095 UJ	**0.075 J**
delta-BHC	µg/L	NS	NS	0.010 U	0.0095 U	0.010 U	N/A	0.010 UJ	0.0095 UJ	**0.018 J**
Dieldrin	µg/L	NS	0.0015	0.010 U	0.0095 U	0.010 U	N/A	0.010 UJ	0.0095 UJ	0.0095 UJ
Endosulfan I	µg/L	NS	78	0.013 U	0.012 U	0.013 U	N/A	0.013 UJ	0.012 UJ	0.012 UJ
Endosulfan II	µg/L	NS	78	0.012 U	0.011 U	0.012 U	N/A	0.012 UJ	0.011 UJ	0.011 UJ
Endosulfan sulfate	µg/L	NS	NS	0.011 U	0.010 U	0.011 U	N/A	0.011 UJ	0.010 UJ	0.010 UJ
Endrin	µg/L	2	1.7	0.011 U	0.010 U	0.011 U	N/A	0.011 UJ	0.010 UJ	0.010 UJ
Endrin aldehyde	µg/L	NS	NS	0.011 U	0.010 U	0.011 U	N/A	0.011 UJ	0.010 UJ	0.010 UJ
Endrin ketone	µg/L	NS	NS	0.010 U	0.0095 U	0.010 U	N/A	0.010 UJ	0.0095 UJ	0.0095 UJ
gamma-BHC	µg/L	0.2	0.036	0.010 U	0.0095 U	0.010 U	N/A	0.010 UJ	0.0095 UJ	0.0095 UJ
gamma-Chlordane	µg/L	NS	NS	0.012 U	0.011 U	0.012 U	N/A	0.012 UJ	0.011 UJ	0.011 UJ
Heptachlor	µg/L	0.4	0.0018	0.010 U	0.0095 U	0.010 U	N/A	0.010 UJ	0.0095 UJ	0.0095 UJ
Heptachlor epoxide	µg/L	0.2	0.0033	0.010 U	0.0095 U	0.010 U	N/A	0.010 UJ	0.0095 UJ	0.0095 UJ
Methoxychlor	µg/L	40	27	0.033 U	0.030 U	0.033 U	N/A	0.033 UJ	0.030 UJ	0.030 UJ
Toxaphene	µg/L	3	0.013	0.52 U	0.48 U	0.51 U	N/A	0.51 UJ	0.48 UJ	0.48 UJ
PCB- 1016	µg/L	0.5	0.96	0.21 U	0.19 UJ	0.20 UJ	0.22 UJ	0.26 U	0.19 UJ	0.19 UJ
PCB- 1221	µg/L	0.5	0.004	0.21 U	0.19 UJ	0.20 UJ	0.22 UJ	0.26 U	0.19 UJ	0.19 UJ
PCB- 1232	µg/L	0.5	0.004	0.21 U	0.19 UJ	0.20 UJ	0.22 UJ	0.26 U	0.19 UJ	0.19 UJ
PCB- 1242	µg/L	0.5	0.034	0.41 U	0.38 UJ	0.41 UJ	0.44 UJ	0.51 U	0.38 UJ	0.38 UJ
PCB- 1248	µg/L	0.5	0.034	0.21 U	0.19 UJ	0.20 UJ	0.22 UJ	0.26 U	0.19 UJ	0.19 UJ
PCB- 1254	µg/L	0.5	0.034	0.21 U	0.19 UJ	0.20 UJ	0.22 UJ	0.26 U	0.19 UJ	0.19 UJ
PCB- 1260	µg/L	0.5	0.034	0.21 U	0.19 UJ	0.20 UJ	0.22 UJ	0.26 U	0.19 UJ	0.19 UJ

Notes:

NS = no standard

Bold = detected compound above the MDL

N/A = not analyzed

Table 3-8. FWGWMP July 2012 Pesticides and PCBs Analytical Results

Station ID				RQLmw-009	SCFmw-002	SCFmw-004	WBGmw-018	WBGmw-019	WBGmw-020	WBGmw-021
Sample ID		MCL	USEPA RSL	FWGRQLmw-009C-0129-GW	FWGSCFmw-002-0130-GW	FWGSCFmw-004-0131-GW	FWGWBGmw-018-0135-GW	FWGWBGmw-019-0136-GW	FWGWBGmw-020-0137-GW	FWGWBGmw-021-0138-GW
Date Collected				7/23/2012	7/24/2012	7/23/2012	7/24/2012	7/24/2012	7/24/2012	7/24/2012
Sample Type				Grab	Grab	Grab	Grab	Grab	Grab	Grab
Analyte	Units									
4,4'-DDD	µg/L	NS	0.027	0.0095 UJ	0.0095 U	0.048 U	0.0097 U	0.0099 U	0.0095 U	0.0095 U
4,4'-DDE	µg/L	NS	0.2	0.0095 UJ	0.0095 U	0.048 U	0.0097 U	0.0099 U	0.0095 U	0.0095 U
4,4'-DDT	µg/L	NS	0.2	0.029 UJ	0.029 U	0.14 U	0.029 U	0.030 U	0.029 U	0.029 U
Aldrin	µg/L	NS	0.004	0.0095 UJ	0.0095 U	0.048 U	0.0097 U	0.0099 U	0.0095 U	0.0095 U
alpha-BHC	µg/L	NS	0.0062	0.0095 UJ	0.0095 U	0.048 U	0.0097 U	0.0099 U	0.0095 U	0.0095 U
alpha-Chordane	µg/L	NS	NS	0.013 UJ	0.013 U	0.067 U	0.014 U	0.014 U	0.013 U	0.013 U
beta-BHC	µg/L	NS	0.022	0.0095 UJ	0.0095 U	0.048 U	0.0097 U	0.0099 U	0.0095 U	0.0095 U
delta-BHC	µg/L	NS	NS	0.0095 UJ	0.0095 U	0.048 U	0.0097 U	0.0099 U	0.0095 U	0.0095 U
Dieldrin	µg/L	NS	0.0015	0.0095 UJ	0.0095 U	0.048 U	0.0097 U	0.0099 U	0.0095 U	0.0095 U
Endosulfan I	µg/L	NS	78	0.012 UJ	0.012 U	0.062 U	0.013 U	0.013 U	0.012 U	0.012 U
Endosulfan II	µg/L	NS	78	0.011 UJ	0.011 U	0.057 U	0.012 U	0.012 U	0.011 U	0.011 U
Endosulfan sulfate	µg/L	NS	NS	0.010 UJ	0.010 U	0.052 U	0.011 U	0.011 U	0.010 U	0.010 U
Endrin	µg/L	2	1.7	0.010 UJ	0.010 U	0.052 U	0.011 U	0.011 U	0.010 U	0.010 U
Endrin aldehyde	µg/L	NS	NS	0.010 UJ	0.010 U	0.052 U	0.011 U	0.011 U	0.010 U	0.010 U
Endrin ketone	µg/L	NS	NS	0.0095 UJ	0.0095 U	0.048 U	0.0097 U	0.0099 U	0.0095 U	0.0095 U
gamma-BHC	µg/L	0.2	0.036	0.0095 UJ	0.0095 U	0.048 U	0.0097 U	0.0099 U	0.0095 U	0.0095 U
gamma-Chlordane	µg/L	NS	NS	0.011 UJ	0.011 U	0.057 U	0.012 U	0.012 U	0.011 U	0.011 U
Heptachlor	µg/L	0.4	0.0018	0.0095 UJ	0.0095 U	0.048 U	0.0097 U	0.0099 U	0.0095 U	0.0095 U
Heptachlor epoxide	µg/L	0.2	0.0033	0.0095 UJ	0.0095 U	0.048 U	0.0097 U	0.0099 U	0.0095 U	0.0095 U
Methoxychlor	µg/L	40	27	0.030 UJ	0.030 U	0.15 U	0.031 U	0.032 U	0.030 U	0.030 U
Toxaphene	µg/L	3	0.013	0.48 UJ	0.48 U	2.4 U	0.49 U	0.50 U	0.48 U	0.48 U
PCB- 1016	µg/L	0.5	0.96	0.19 UJ	0.19 U	0.19 UJ	0.20 UJ	0.20 U	0.19 UJ	0.19 UJ
PCB- 1221	µg/L	0.5	0.004	0.19 UJ	0.19 U	0.19 UJ	0.20 UJ	0.20 U	0.19 UJ	0.19 UJ
PCB- 1232	µg/L	0.5	0.004	0.19 UJ	0.19 U	0.19 UJ	0.20 UJ	0.20 U	0.19 UJ	0.19 UJ
PCB- 1242	µg/L	0.5	0.034	0.38 UJ	0.38 U	0.38 UJ	0.39 UJ	0.40 U	0.38 UJ	0.38 UJ
PCB- 1248	µg/L	0.5	0.034	0.19 UJ	0.19 U	0.19 UJ	0.20 UJ	0.20 U	0.19 UJ	0.19 UJ
PCB- 1254	µg/L	0.5	0.034	0.19 UJ	0.19 U	0.19 UJ	0.20 UJ	0.20 U	0.19 UJ	0.19 UJ
PCB- 1260	µg/L	0.5	0.034	0.19 UJ	0.19 U	0.19 UJ	0.20 UJ	0.20 U	0.19 UJ	0.19 UJ

Notes:

NS = no standard

Bold = detected compound above the MDL

N/A = not analyzed

Table 3-8. FWGWMP July 2012 Pesticides and PCBs Analytical Results

Data Qualifiers

Data qualifier flags are used in an effort to describe the quality of each piece of data for each constituent. These flags are letter codes appended to the numerical data. The following data qualifiers are specified in the USACE Louisville Chemistry Guidelines. For a complete explanation of qualifiers used for each constituent please refer to the Data Verification Summaries in Appendix C.

U The analyte was analyzed for but not detected. The numerical value preceding the U is the associated reporting limit.

J The identification of the analyte is acceptable, but the quality assurance criteria indicate that the quantitative values may be outside the normal expected range of precision (i.e., the quantitative value is estimated). Examples include:
- Results detected above the laboratory MDL but less than the laboratory reporting limit.
- MS/MSD percent recoveries outside the acceptance criteria.
- Laboratory control sample (LCS) percent recoveries outside acceptance criteria.

R Data are considered to be rejected and shall not be used. This flag denotes the failure of quality control criteria such that it cannot be determined if the analyte is present or absent from the sample [e.g., the method reporting limit (MRL) verification standard was below quality control guidelines; associated sample results that were non-detect are unusable].

UJ This flag is a combination of the U and J qualifiers, which indicate that the analyte is not present. The reported value is considered to be an estimated reporting limit (RL).

B The B flag is used for both organic and inorganic analyses when the analyte is found in the method blank or any of the field blanks. This designation overrides the Contract Laboratory Program (CLP) “B” designation when used by the laboratory as an estimated value for inorganics.

Table 3-9. FWGWMP July 2012 Radionuclide Results

Analyte	Method	units	Sample ID FWGBKGmw-005-0068-GW		FWGFWGmw-014-0094-GW	
Gross Alpha	900.0 MOD	pCi/L	1.1	U	1.5	U
Gross Beta	900.0 MOD	pCi/L	**2.4**		0.8	U
Actimium 227 (assumes equilibrium w/ Th-227)	901.1 MOD	pCi/L	-27	UJ	-1	UJ
Actinium 228	901.1 MOD	pCi/L	9	UJ	0.5	UJ
Bismuth 212	901.1 MOD	pCi/L	17	U	42	U
Bismuth 214	901.1 MOD	pCi/L	2	UJ	**36**	**J**
Cesium 137	901.1 MOD	pCi/L	-0.8	UJ	3.5	UJ
Lead 210	901.1 MOD	pCi/L	30	U	80	U
Lead 212	901.1 MOD	pCi/L	12	UJ	-3	UJ
Lead 214	901.1 MOD	pCi/L	-7	UJ	23	UJ
Potassium 40	901.1 MOD	pCi/L	-80	UJ	-80	UJ
Protactinium 231	901.1 MOD	pCi/L	-0.6	U	53	U
Radium (226)	901.1 MOD	pCi/L	2	UJ	**36**	**J**
Radium 228	901.1 MOD	pCi/L	9	UJ	0.5	UJ
Thallium 208	901.1 MOD	pCi/L	1.3	UJ	1.6	UJ
Thorium 234	901.1 MOD	pCi/L	38	UJ	49	UJ
Uranium 235	901.1 MOD	pCi/L	27	UJ	-1	UJ
Uranium 238	901.1 MOD	pCi/L	38	UJ	49	UJ
Thorium	6020	ug/L	**0.70**	**J**	0.55	UJ
Uranium	6020	ug/L	**0.45**	**J**	**0.40**	**J**
Radium (total)	903.0 MOD	pCi/L	**0.149**	**J**	**0.26**	**J**

Note:

Bold = detected compound

Uranium [RSL = 47 ug/L, MCL =30 ug/L This MCL is for uranium isotopes (U-234, U-235 and U-238).]

Gross Alpha [MCL = 15 pCi/L This MCL is for “gross alpha” which includes all alpha emitters except uranium and radon.]

Radium (total) [MCL = 5 pCi/L This MCL is a limitation on two kinds (or “isotopes”) of radium: Ra-226, (mostly emits alpha radiation) and Ra-228 (mostly emits beta radiation).]

Picocuries per liter (pCi/L) = a unit for measuring radioactive concentrations and reported in units of radioactivity. The curie (Ci) unit is the activity of 1 gram of radiological material with a +/- factor.

Table 3-10. FWGWMP July 2012 Hexavalent Chromium Analytical Results

Sample ID	Date Collected	Hexavalent Chromium (ug/L)	
FWGB12mw-013-0067-GF	7/25/2012	0.020	UJ
FWGCBLmw-002C-0070-GF	7/25/2012	0.020	UJ
FWGCBLmw-005-0071-GF	7/24/2012	0.020	U
FWGCBPmw-009-0073-GF	7/24/2012	0.020	U
FWGDA2mw-108C-0074-GF	7/26/2012	0.020	U
FWGDA2mw-114-0075-GF	7/26/2012	0.020	U
FWGDA2mw-115-0076-GF	7/26/2012	0.020	U
FWGDETmw-003C-0077-GF	7/26/2012	0.020	U
FWGDETmw-004C-0078-GF	7/25-26/12	**0.028**	
FWGEBGmw-131-0080-GF	7/23/2012	0.020	UJ
FWGFWGmw-001-0081-GF	7/25/2012	0.020	UJ
FWGFWGmw-002-0082-GF	7/25/2012	0.020	UJ
FWGFWGmw-003-0083-GF	7/25/2012	0.020	U
FWGFWGmw-004-0084-GF	7/25/2012	0.020	U
FWGFWGmw-005-0085-GF	7/25/2012	0.020	U
FWGFWGmw-006-0086-GF	7/24/2012	0.020	U
FWGFWGmw-007-0087-GF	7/25/2012	0.020	U
FWGFWGmw-008-0088-GF	7/25/2012	0.020	U
FWGFWGmw-009-0089-GF	7/25/2012	0.020	UJ
FWGFWGmw-010-0090-GF	7/23/2012	0.020	UJ
FWGFWGmw-011-0091-GF	7/23/2012	0.020	UJ
FWGFWGmw-012-0092-GF	7/23/2012	0.020	UJ
FWGFWGmw-013-0093-GF	7/25/2012	0.020	U
FWGFWGmw-014-0094-GF	7/24/2012	0.020	U
FWGFWGmw-015-0095-GF	7/25/2012	0.020	U
FWGFWGmw-016-0096-GF	7/25/2012	0.020	U
FWGLL1mw-086-0111-GF	7/23/2012	0.020	UJ
FWGLL1mw-087-0112-GF	7/23/2012	0.020	UJ
FWGLL2mw-059C-0113-GF	7/23/2012	0.020	UJ
FWGLL2mw-265C-0114-GF	7/23/2012	0.020	UJ
FWGLL3mw-244-0117-GF	7/23/2012	**0.184**	**J**
FWGLL3mw-245-0118-GF	7/25/2012	0.020	U
FWGLL4mw-201-0120-GF	7/23/2012	0.020	UJ
FWGLL6mw-008-0123-GF	7/25/2012	**0.022**	
FWGLL6mw-009-0124-GF	7/25/2012	0.020	U
FWGLL11mw-011-0099-GF	7/24/2012	0.020	UJ
FWGLL11mw-012-0100-GF	7/24/2012	0.020	U
FWGLL12mw-247-0108-GF	7/24/2012	**0.265**	**J**
FWGNTAmw-119-0126-GF	7/25/2012	0.020	U
FWGSCFmw-002-0130-GF	7/24/2012	**0.031**	
FWGWBGmw-018-0135-GF	7/24/2012	0.023	UJ
FWGWBGmw-019-0136-GF	7/24/2012	0.020	UJ
FWGWBGmw-020-0137-GF	7/24/2012	0.020	U
FWGWBGmw-021-0138-GF	7/24/2012	0.020	UJ

Note: MCL = no standard and RSL = 0.031ug/L

Table 3-10. FWGWMP July 2012 Hexavalent Chromium Results

Data Qualifiers

Data qualifier flags are used in an effort to describe the quality of each piece of data for each constituent. These flags are letter codes appended to the numerical data. The following data qualifiers are specified in the USACE Louisville Chemistry Guidelines. For a complete explanation of qualifiers used for each constituent please refer to the Data Verification Summaries in Appendix C.

U The analyte was analyzed for but not detected. The numerical value preceding the U is the associated reporting limit.

J The identification of the analyte is acceptable, but the quality assurance criteria indicate that the quantitative values may be outside the normal expected range of precision (i.e., the quantitative value is estimated). Examples include:
- Results detected above the laboratory MDL but less than the laboratory reporting limit.
- MS/MSD percent recoveries outside the acceptance criteria.
- Laboratory control sample (LCS) percent recoveries outside acceptance criteria.

R Data are considered to be rejected and shall not be used. This flag denotes the failure of quality control criteria such that it cannot be determined if the analyte is present or absent from the sample [e.g., the method reporting limit (MRL) verification standard was below quality control guidelines; associated sample results that were non-detect are unusable].

UJ This flag is a combination of the U and J qualifiers, which indicate that the analyte is not present. The reported value is considered to be an estimated reporting limit (RL).

B The B flag is used for both organic and inorganic analyses when the analyte is found in the method blank or any of the field blanks. This designation overrides the Contract Laboratory Program (CLP) “B” designation when used by the laboratory as an estimated value for inorganics.

3.4 Data Verification/Validation

As discussed in Sections 2.4 and 3.3, all primary chemical data were generated by TestAmerica. RTI conducted the independent QA analysis; however, EQM is not required to verify RTI data. A multi-step process is conducted, which involves the lab, the ADR data program, and a data validator performing the data verification and validation of the data. During the First Step each lab analyzes the data and assigns a qualifier as necessary in full accordance with DoD QSM and LS guidelines.

Analytical data was then reviewed by qualified EQM personnel, and a report was generated according to Step 2 of the LS and the DoD QSM, with any deviations/outliers noted in the summary report. The USACE-supplied ADR program assigns qualifiers to the data, as necessary, consistent with the programmed criteria of the ADR software. Additionally, the data validator uses professional judgment to check the validity of the qualified data and either accepts, rejects, or re-qualifies the ADR results following strict DoD QSM and LS guidelines.

After this multi-step process has been completed, the resulting final ADR qualifiers may not match the original lab qualifiers that are presented on the laboratory data sheets. As a result of the data validation process, one or more of four possibilities may occur:

1. The lab assigns a B, J, or E to the data, and ADR and/or the data validator changes the qualifier to a J, UJ, U, B, or R.
2. The lab assigns no qualifier to the data, and ADR and/or the data validator assigns a J, UJ, U, B, or R to the data.
3. The lab assigns a B, J, or E to the data, and ADR and/or the data validator assigns no qualifier to the data.
4. The lab assigns a J qualifier or uses no qualifier, and ADR and/or the data validator accepts the lab designation.

For the July 2012 Sampling Event Report, the laboratory data, with laboratory-derived qualifiers that follow DoD QSM and LS criteria, are presented in Appendix D. The verification reports for the data are also presented in Appendix D, which includes the definitions of the ADR qualifiers. The data presented in Tables 3-3, 3-4, 3-6, 3-7, 3-8, 3-9, and 3-10 are the result of the data that has been subjected to the multi-step process of verification and validation. These tables display the final assigned data qualifier in accordance with DoD QSM and LS criteria.

Data qualifier flags are used in an effort to describe the quality of each piece of data for each constituent. These flags are letter codes appended to the numerical data. The following data qualifiers are specified in the guidelines. For a complete explanation of qualifiers used for each constituent please refer to the Data Verification Summaries in Appendix D.

- U = the analyte was analyzed for but not detected. The numerical value preceding the U is the associated reporting limit.
- J = the identification of the analyte is acceptable, but the quality assurance criteria indicate that the quantitative values may be outside the normal expected range of precision (i.e., the quantitative value is estimated). Examples include:

  - Results detected above the laboratory MDL but less than the laboratory reporting limit.
  - MS/MSD percent recoveries outside the acceptance criteria.
  - LCS percent recoveries outside acceptance criteria.

- R = data are considered to be rejected and shall not be used. This flag denotes the failure of quality control criteria such that it cannot be determined if the analyte is present or absent from the sample (e.g., MRL verification standard was below quality control guidelines; associated sample results that were non-detect are unusable).

- UJ = a combination of the U and J qualifiers, which indicate that the analyte is not present. The reported value is considered to be an estimated reporting limit.

- B = used for organic and inorganic analyses when the analyte is found in the method blank or any of the field blanks. This designation overrides the CLP "B" designation when used by the laboratory as an estimated value for inorganics.

Seventy-three wells were sampled during a 4-day sampling event from July 23 through July 26, 2012. During the event, sixteen trip blanks were submitted to TestAmerica for volatile organic analysis.

Eight field duplicates were collected during the sampling event in order to assess the quality and consistency of sample collection. Project requirements of 10% field duplicates were met for this sampling event. In addition, seven laboratory splits were collected and analyzed in order to assess the quality and consistency of the laboratory analysis. The project requirements of taking 10% laboratory splits were met for this sampling event. One equipment rinsate blank was collected during each day of the sampling event; a total of four equipment rinsate blanks were collected.

For the July 2012 sampling event, the following laboratory or field contamination was identified at detections greater than ½ MRL for the field QA/QC samples.

SDG 240-13441

Trip Blank Contamination

Acetone was detected in FWGTEAM2-TRIP at 1.1 µg/L and FWGTEAM4-TRIP had acetone detected at 8.8 µg/L and methylene chloride at 0.6 µg/L. The acetone results for samples FWGLL1mw-086-0111-GW and FWGFWGmw-010-0090-GW, were qualified, "B".

Method Blank

- Methylene chloride was detected in the method blank analyzed 7/30/12 at 0.852 µg/L and on 8/1/12 at 0.53 µg/L. No qualifications were made as there were no detected methylene chloride concentrations reported for the associated field samples.
- bis (2-ethylhexyl)phthalate was detected in the method blank for batch 240-51975 at 0.977 µg/L and in batch 240-53151 at 13.4 µg/L. The bis (2-ethylhexyl) phthalate results for samples FWGLL1mw-065c-0110-GW, FWGLL2mw-265c-0114-GW and FWGRQLmw-008c-0128-GW were qualified, "B".

- Zinc was detected in the method blank from batch 240-52187 at 9.49 µg/L. The zinc result for sample FWGWBGmw-010-0090-GF was qualified, "B".

Equipment Rinse

Acetone was detected FWGEQUIPRinse1-0154-GW at 7.5 µg/L and toluene at 0.16 µg/L. The acetone results for samples FWGLL1mw-086-0111-GW and FWGFWGmw-010-0090-GW, were qualified, "B".

SDG 240-13468

Trip Blank Contamination

Acetone was detected in FWGTEAM2-TRIP at 4.6 µg/L, FWGTEAM3-TRIP at 4.2 µg/L, FWGTEAM#1-TRIP at 3.9 µg/L and FWGTEAM4-TRIP at 11 µg/L. Samples FWGEQUIPRinse2-0155-GW, FWGLL12mw-245C-0106-GW, FWGLL12mw-DUP5-0143-GW, FWGLL12mw-247-0108-GW, FWGLL11mw-012-0100-GW, FWGCBLmw-005-0071-GW, FWGFWGmw-006-0086-GW, FWGFWGmw-007-0087-GW and FWGFWGmw-014-0094-GW, were qualified, "B".

Method Blank Contamination

- Methylene chloride was detected in the method blank analyzed 7/30/12 at 0.852 µg/L and on 8/1/12 at 0.53 µg/L. No qualifications were made as there were no detected methylene chloride concentrations reported for the associated field samples.
- bis (2-Ethylhexyl)phthalate was detected in the method blank for batch 240-52111 at 0.817 µg/L. The bis (2-ethylhexyl) phthalate results for samples FWGLL11mw-011-0099-GW, FWGLL11mw-012-0100-GW, FWGCBLmw-005-0071-GW, FWGLL12mw-247c-0108-GW, FWGWBGmw-006c-0132-GW and FWGWBGmw-0021-0138-GW were qualified, "B".
- Vanadium was detected in the method blank from batch 240-52112 at 1.72 µg/L and the method blank from 240-52243 had potassium detected at 316 µg/L. The vanadium result for samples FWGLL12mw-245c-0106-GF, FWGLL12mw-Dup5-0143-GF and FWGLL11mw-011-0099-GF and the potassium results for samples FWGFWGmw-006-0086-GF, FWGWBGmw-DUP8-0146-GF and FWGWBGmw-008c-0135-GF were qualified, "B".

Equipment Rinse Contamination

- Acetone was detected FWGEQUIPRinse2-0155-GW at 5.4 µg/L. The acetone results for samples FWGLL12mw-245C-0106-GW, FWGLL12mw-DUP5-0143-GW, FWGLL12mw-247-0108-GW, FWGLL11mw-012-0100-GW, FWGCBLmw-005-0071-GW, FWGTEAM 3 – TRIP, FWGFWGmw-006-0086-GW, FWGFWGmw-007-0087-GW and FWGFWGmw-014-0094-GW, were qualified, "B".
- Manganese was detected in FWGEQUIPRinse2-0155-GW at 2.1 µg/L and chromium at 5.2 µg/L. The chromium results for samples FWGBKGmw-005-0068-GF, FWGCBLmw-005-0071-GF, FWGCBPmw-002c-0072-GF, FWGFWGmw014-0094-GF, FWGLL11mw-011-0099-GF, FWGLL11mw-012-0100-GF, FWGLL12mw-245c-1016-GF, FWGLL12mw-Dup5-0143-GF, FWGWBGmw-006c-0132-GF, FWGWBGmw-007c-0133-GF, FWGWBGmw-009c-0134-GF and the manganese results for FWGLL3mw-241c-0115-Gf, FWGWBGmw-018-0135-GF and FWGWBGmw-dup8-

0146-GF were qualified "B", as the detected concentrations were greater than 5x the equipment rinse contamination.

SDG 240-13518

Trip Blank Contamination

Acetone was detected FWG Team #1-Trip at 1.3 µg/L and methylene chloride at 0.48 µg/L. Acetone was detected FWG Team 3-Trip at 2.1 µg/L and methylene chloride at 0.94 µg/L . Acetone was detected FWG Team 4-Trip at 1.8 µg/L and methylene chloride at 0.74 µg/L. Acetone was detected FWGEQUIPRinse3-0156-GW at 3.9 µg/L. The acetone results for samples FWGB12mw-013-0067-GW, FWGFWGmw-002-0082-GW, FWGFWGmw-003-0083-GW, FWGFWGmw-004-0084-GW, FWGFWGmw-008-0088-GW, FWGLL3mw-245-0118-GW, FWGLL3mw-Dup6-0144-GW, FWGEQUIPRinse3-0156-GW, FWGFWGmw-013-0093-GW and FWGLL11mw-007c-0098-GW were qualified, "B".

Method Blank Contamination

- Methylene chloride was detected in the method blanks analyzed 7/30/12 at 0.852 µg/L, 8/1/12 (batch 240-52841) at 0.53 µg/L and on 8/2/12 at 0.496 µg/L. The method blank analyzed 8/1/12 (batch 240-52844) had acetone detected at 1.58 µg/L. The methylene chloride results for samples FWGTEAM#1-TRIP, FWGTEAM2-TRIP, FWGTEAM4-TRIP and FWGTEAM3-TRIP and acetone results for samples FWGFWGmw-004-0084-GW, FWGFWGmw-008-0088-GW and FWGFWGmw-013-0093-GW were qualified, "B" as the reported values were <5x blank contamination.
- The method blank from batch 240-52243 had potassium detected at 316 µg/L. The method blank from batch 52451 had manganese detected at 2.21 µg/L and nickel at 2.71 µg/L. The potassium results for samples FWGBKGmw-021c-0069-GF, FWGFWGmw-001-0021-GF, FWGLL11mw-007c-0098-GF, FWGLL3mw-242c-0116-GF and FWGNTAmw-109c-0125-GF and the nickel results for samples FWGFWGmw-005-0085-GF, FWGFWGmw-Dup4-0142-GF and FWGLL6mw-002c-0121-GF were qualified as estimated, "B".

SDG 240-13565

Trip Blank Contamination

Acetone was detected FWG Team1-Trip at 10 µg/L and methylene chloride at 0.43 µg/L. Acetone was detected in FWGTeam3-Trip at 2.7 µg/L and methylene chloride at 0.9 µg/L. Acetone was detected in FWGTeam2-Trip at 13 µg/L and methylene chloride at 9.4 µg/L . Acetone was detected FWG Team 4-Trip at 11 µg/L. FWGEQUIPRinse4-0157-GW had acetone detected at 10 µg/L and chloroform at 0.2 µg/L. The acetone results for samples FWGLL12mw-242c-0105-GW, FWGDETmw-004c-0078-GW, FWGDA2mwDup3-0141-GW, FWGEQUIPRinse4-0157-GW, FWGLL12mw-246c-0107-GW and FWG Field TEAM4-Trip and the chloroform result for sample FWGLL10mw-003c-0097-GW were qualified, "B".

Method Blank Contamination

- Methylene chloride was detected in the method blank from batch 240-52945 analyzed 8/2/12 at 0.496 µg/L. The method blank analyzed 8/1/12 (batch 240-52844) had acetone

detected at 1.58 µg/L. The methylene chloride results for samples FWGTEAM3-TRIP and acetone results for samples FWGTeam1-Trip, FWGLL12mw-242c-0105-GW, FWGTeam2-Trip, FWGDETmw-004c-0078-GW, FWGDA2mwDup3-0141-GW, FWGLL12mw-187c-0104-GW, FWGEQUIPRinse4-0157-GW, FWGLL12mw-246c-0107-GW and FWG Field TEAM4-Trip were qualified, "B" as the reported values were <5x blank contamination.

- The method blank from batch 240-52458 had chromium detected at 1.65 µg/L. The chromium results for samples FWGLL10mw-003c-0097-GF, FWGDA2mw-115-0076-GF, FWGDA2mw-Dup3-0141-GF, FWGDA2mw-114-0075-GF, FWGDA2mw-108c-0074-GF, FWGDETmw-003c-0077-GF, FWGLL12mw-187c-0104-GF, FWGLL12mw-246c-0107-GF, FWGEQUIPRinse4-107-GW and FWGDETmw-004c-0078-GF were qualified, "B".
- The method blank from batch 240-52458 had thallium detected at 0.321 µg/L. The thallium results for samples FWGDETmw-003c-0077-GF, FWGLL12mw-187c-0104-GF, and FWGDETmw-004c-0078-GF were qualified, "B".

Equipment Rinse Contamination

- FWGEQUIPRinse4-0157-GW had chromium detected at 3 µg/L and nickel at 2.4 µg/L. The chromium results for samples FWGLL10mw-003c-0097-GF, FWGDA2mw-115-0076-GF, FWGDA2mw-Dup3-0141-GF, FWGDA2mw-114-0075-GF, FWGDA2mw-108c-0074-GF, FWGDETmw-003c-0077-GF, FWGLL12mw-187c-0104-GF, FWGLL12mw-246c-0107-GF and FWGDETmw-004c-0078-GF were qualified, "B". The nickel results for samples FWGDA2mw-115-0076-GF, FWGDA2mw-Dup3-0141-GF, FWGDA2mw-114-0075-GF, FWGDA2mw-108c-0074-GF, FWGDETmw-004c-0078-GF and FWGLL12mw-246c-0107-GF were qualified, "B".
- FWGEQUIPRINSE4-0157-GW had nitrate-nitrite detected at 0.00*5*3mg/L. Sample FWGLL12mw-246c-0107-GW was qualified, "B".

For a discussion of method blank contamination please reference the Data Verification Reports and the Laboratory Case Narrative in Appendix D. Laboratory analyses were performed in analytical batches of ≤20 in order to maximize efficiency and group quality control requirements. Method blanks and laboratory control samples were analyzed at a frequency of 1:20 (5%) samples or in each analytical batch, whichever was greater. Sufficient volume was provided to the laboratory in order to assess matrix spike analysis on project samples at a frequency of 1:10 (10%) samples. Matrix spike/matrix spike duplicate analysis was performed by the laboratory as batch quality control at a frequency of 1:20 (5%).

Field quality control and laboratory quality control results were evaluated as part of the verification assessment provided in Appendix D. Project requirements were met for the frequency and quality of these samples.

Table 3-11 presents the percent, by analytical method, of data that were acceptable (based on data not rejected) for use. The 3,3-dichlorobenzidine MS/MSD analyzed on sample FWGRQLmw-008c-0128-GW had a 0% recovery. The 3,3-dichlorobenzidine result for FWGRQLmw-008c-0128-GW was qualified as unusable, "R". This does not, however, have any negative effect on the usability of other parameters analyzed under the same method.

Rejected data do call into question the interpretation of that particular data for a given monitoring event, and it is important to correct any problems to prevent a reoccurrence for future sampling events.

All qualified data are discussed in the Data Verification Reports contained in Appendix D. All other data meet the requirements specified in the DoD QSM, LS criteria, and the QAPP associated with this site.

Table 3-11. Percent of Acceptable Data

Analytical Method	Total Number of Analytes	Number of Rejects	Percent Completeness
218.6	53	0	100.0
353.2	10	0	100.0
6010B	1134	0	100.0
6020	652	0	100.0
7470A	81	0	100.0
8081A	1449	0	100.0
8082	462	0	100.0
8260B	3510	0	100.0
8270C	3773	1	99.9
8330	1168	0	100.0
900.0 MOD	8	0	100.0
901.1 MOD	64	0	100.0
9012A	51	0	100.0
903.0 MOD	2	0	100.0
SW8330 Modified	73	0	100.0
WS-WC-0050	73	0	100.0
TOTAL	**12563**	**0**	**99.9**

SECTION 4
SUMMARY OF RESULTS

Explosive and Propellant Compounds

As shown in Table 3-3, the explosives or propellants were detected at levels above their corresponding MCLs or RSLs during the July 2012 sampling:

- 2,4,6-Trinitrotoluene in LL3mw-241 at a level of 3.5 µg/L. The RSL is 2.2.
- 2,4-Dinitrotoluene in LL2mw-059 at a level of 0.49 µg/L. The RSL is 0.2 µg/L.
- Nitrate-Nitrite – LL12mw-185 (145 mg/L J), LL12mw-187 (1310 mg/L J). The MCL for Nitrate-Nitrite is 1 mg/L. The RSL is 1.6 mg/L. Note that this elevated level of nitrate-nitrite is consistent with historical levels in LL12mw-185 and LL12mw-187.
- Nitrobenzene in RQLmw-008 at a level of 0.24 µg/L. The RSL is 0.12 µg/L.
- RDX in LL3mw-241 at a level of 1.3 µg/L J, WBGmw-006 at a level of 25 µg/L, and WBGmw-009 at a level of 6.6 µg/L J. The RSL is 0.61 µg/L.

Inorganic Elements

Several inorganic compounds were detected at levels exceeding the MCLs and/or RSLs. These included aluminum, arsenic, beryllium, cobalt, chromium, cyanide, iron, lead, manganese, and vanadium in wells from all areas sampled. Note that the inorganic levels for LL1mw-087 appear significantly higher than from the April 2012 monitoring event. EQM believes that inorganic sample taken from this well during the July monitoring event was not field filtered (i.e., an error occurred during sampling and the filtered was not used). This will be corrected and the differences in detections monitored for the October 2012 event. These compounds were also detected at concentrations exceeding the Facility-Wide Background Criteria for many of the wells. Table 4-1 in Section 4 presents a summary of all inorganic compounds and the associated wells that had detections exceeding MCLs and/or the RSLs. Many of the reported exceedances presented in Table 4-1 were detected at concentrations below the applicable background criteria.

Volatile Organic Compounds

As shown in Table 3-6, the following VOC was detected at levels exceeding either its corresponding MCL or RSL during the July 2012 sampling:

- Chloroform in LL10mw-003 at a level of 0.25 µg/L. The RSL is 0.19 µg/L.
- Carbon Tetrachloride in LL10mw-003 at a level of 2.1 µg/L. The MCL for Carbon Tetrachloride is 5 µg/L. The RSL is 0.39 µg/L.

Semivolatile Organic Compounds

As shown in Table 3-7, the following SVOCs were detected at levels exceeding either their corresponding MCLs or RSLs:

- Naphthalene in FWGmw-003 at a level of 0.27 µg/L), NTAmw-119 at a level of 0.24 µg/L. There is no MCL for Naphthalene. The RSL is 0.14 µg/L.

- Bis(2-ethylhexyl)phthalate in FWGmw-005 (11 µg/L J), and LL6mw-002 (22 µg/L). The MCL for bis(2-ethylhexyl)phthalate is 6 µg/L. The RSL is 4.8 µg/L. Several wells had detections for bis(2-ethylhexyl)phthalate that were associated with method blank contamination. While several wells (e.g., LL12mw-182) have had consistent detections of bis(2-ethylhexyl)phthalate (as described below), the majority of bis(2-ethylhexyl)phthalate have historically been associated with blank contamination.

Bis(2-ethylhexyl)phthalate is being evaluated in two adjacent wells at Load Line 12 – one polyvinyl chloride constructed well (LL12mw-182) and the other a stainless steel constructed well (LL12mw-182ss). The samples from LL12mw-182 and LL12mw-182ss were found to contain bis(2-ethylhexyl) phthalate at concentrations of 2.7 µg/L and 1.9 µg/L, respectively, which do not exceed the RSL for this analyte.

Pesticides and Polychlorinated Biphenyls (PCBs)

As shown in Table 3-8, the following pesticide and/or PCB was detected at levels exceeding either its MCL or RSL;

- beta-BHC in RQLmw-008C at a level of 0.075µg/L, LL1mw-086 at a level of 0.027 µg/L. There is no MCL for beta-BHC. The RSL is 0.022 µg/L.

Alpha, Beta, and Gamma Radionuclides

FWGmw-014 and BKGmw-005 were analyzed for alpha, beta, and gamma radionuclides. As shown in Table 3-9 the gross alpha and beta screening indicated that no results exceeded their respective Minimum Detectable Concentrations (MDCs) or MCLs. The gamma spectroscopy results indicated that no results exceeded their respective MDCs or MCLs except for Radium 226 (36 pCi/L J) and Bismuth 214 (36 pCi/L J) in FWGmw-014.

Since the analysis of the July samples indicated potential RA-226 contamination, EQM made the determination to reanalyze the July samples in order to get a better understanding of any potential issues as described below

A review of the data from the July 2012 sampling event identified a detection for Ra-226 similar to the April 2012 event. EQM believed the reported Ra-226 concentration was likely a false positive, due to a combination of both a misidentification by the gamma spectroscopy software and the elevated reporting limit of the analytical method applied. After discussions with the laboratory technical director, we determined that further analytical for samples FWGFWGmw-014-0094-GW (monazite well) and FWGBKGmw-005c-0068-GW (background well) was needed to definitively rule out the presence of Ra-226 and further investigate the unknown

naturally occurring radioactive material (NORM). It is critical to remember that Ra-226 is predominantly an alpha particle emitter, and that the main intent of the monazite sand investigation was to monitor for thorium (isotope of concern from monazite sand).

EQM decided to analyze the July samples for total alpha radium by method 903.0 (approved drinking water method for total alpha radium) and total thorium & uranium by ICPMS, method 6020. The results of the reanalysis were as follows; the total alpha radium for both FWGBKGmw-005-0068-GW and FWGFWGmw-014-0094-GW were below the EPA drinking water limit of 5.0 pCi/L at 0.149 pCi/L for FWGBKGmw-005-0068-GW and at 0.26 pCi/L for FWGFWGmw-014-0094-GW. The total uranium results were also reported to be below EPA limits of 30 μg/L. Total uranium was reported for sample FWGBKGmw-005-0068-GW at 0.45 μg/L and for sample FWGFWGmw-014-0094-GW the total uranium result was 0.4 μg/L. While there is no EPA standard for thorium in drinking water, the thorium results were below the laboratory reporting limit of 2 μg/L for both samples. Thorium was detected in sample FWGBKGmw-005-0068-GW at 0.7 μg/L and not detected for FWGFWGmw-014-0094-GW.

Based on the additional analysis EQM does not believe that there is a radiation concern at well FWGmw-014. This well will, however be monitored for radionuclides for an additional 2 quarters (October 2012 and January 2013).

Hexavalent Chromium

As shown in Table 3-10 the wells with detected concentrations at or above the RSL are:

- LL3mw-244 (0.184 μg/L), LL12mw-247 (0.265 μg/L), and SCFmw-002 (0.31 μg/L). Note that these three wells will be resampled for hexavalent chromium during the October 2012 monitoring event.

Table 4-1. Inorganic Elements Detected at Concentrations Exceeding the MCLs or RSLs

Area	Well Number	Compound or Element Detected	Jul-12 Level (ug/L)	MCL (ug/L)	RSL (ug/L)	Facility-Wide Background Criteria (ug/L)
Building 1200	B12mw-012	Iron	**790**	300	11,000	1,430
		Manganese	**70**	50	320	1,340
	B12mw-013*	Iron	**630**	300	11,000	1,430
		Manganese	**160**	50	320	1,340
Central Burn Pit	CBPmw-002	Arsenic	**15**	10	0	11.7
		Iron	**320**	300	11,000	279
		Manganese	**100**	50	320	1,020
	CBPmw-009*	Iron	**520**	300	11,000	1,430
		Manganese	**100**	50	320	1,340
Demolition Area 2	DA2mw-108	Iron	**2500**	300	11,000	1,430
		Manganese	**290 J**	50	320	1,340
	DA2mw-114*	Iron	**860**	300	11,000	1,430
		Manganese	**78 J**	50	320	1,340
	DA2mw-115*	Iron	**300**	300	11,000	1,430
		Manganese	**92 J**	50	320	1,340
	DETmw-003	Iron	**1300**	300	11,000	279
		Manganese	**230 J**	50	320	1,020
Erie Burning Grounds	EBGmw-125	Arsenic	**20**	10	0	11.7
		Iron	**7000 J**	300	11,000	279
		Manganese	**690**	50	320	1,020
	EBGmw-131*	Iron	**510 J**	300	11,000	1,430
		Manganese	**120**	50	320	1,340
Facility Wide	FWGmw-001*	Aluminum	**510**	200	16,000	0
		Iron	**600**	300	11,000	279
	FWGmw-002*	Iron	**820**	300	11,000	279
		Manganese	**140**	50	320	1,020
	FWGmw-003*	Aluminum	**320**	200	16,000	0
		Arsenic	**3.3 J**	10	0	11.7
		Iron	**490**	300	11,000	279
		Manganese	**540**	50	320	1,020
	FWGmw-004*	Aluminum	**14000**	200	16,000	0
		Arsenic	**9.1 J**	10	0	11.7
		Cobalt	**7.8**	NS	4.7	0
		Iron	**22000**	300	11,000	279
		Manganese	**320**	50	320	1,020
	FWGmw-005*	Iron	**3300**	300	11,000	1,430
		Manganese	**340**	50	320	1,340
	FWGmw-006*	Iron	**12000**	300	11,000	279
		Manganese	**2700**	50	320	1,020
	FWGmw-007*	Manganese	**130**	50	320	1,020
	FWGmw-008*	Arsenic	**7.4 J**	10	0.045	11.7
		Iron	**620**	300	11,000	279
		Manganese	**660**	50	320	1,020
	FWGmw-009*	Arsenic	**8.5 J**	10	0.045	11.7
		Iron	**810**	300	11,000	279
		Manganese	**150**	50	320	1,020
	FWGmw-010*	Arsenic	**7.2 J**	10	0.045	11.7
		Cobalt	**27**	NS	4.7	0
		Iron	**24000 J**	300	11,000	279
		Manganese	**1700**	50	320	1,020
	FWGmw-011*	Aluminum	**3.3 J**	200	16,000	0
		Iron	**940 J**	300	11,000	279
		Manganese	**260**	50	320	1,020
	FWGmw-012*	Iron	**1800 J**	300	11,000	1,430
		Manganese	**95**	50	320	1,340
	FWGmw-013*	Manganese	**480**	50	320	1,340
	FWGmw-014*	Manganese	**200**	50	320	1,020

Table 4-1. Inorganic Elements Detected at Concentrations Exceeding the MCLs or RSLs

Area	Well Number	Compound or Element Detected	Jul-12 Level (ug/L)	MCL (ug/L)	RSL (ug/L)	Facility-Wide Background Criteria (ug/L)
Facility Wide	FWGmw-015*	Aluminum	**310**	200	16,000	0
		Iron	**490**	300	11,000	279
		Manganese	**730**	50	320	1,020
	FWGmw-016*	Arsenic	**4.8 J**	10	0.045	0.0
		Iron	**610**	300	11,000	1,430
		Manganese	**190**	50	320	1,340
Load Line 1	LL1mw-064	Arsenic	**3.5 J**	10	0.045	11.7
		Iron	**490 J**	300	11,000	279
		Manganese	**110**	50	320	1,020
	LL1mw-065	Manganese	**180**	50	320	1,020
	LL1mw-086*	Iron	**1100 J**	300	11,000	279
	LL1mw-087*	Aluminum	**120000**	200	16,000	0
		Arsenic	**170**	10	0.045	11.7
		Beryllium	**5.6**	4	16	0
		Chromium	**160**	100	16,000	7.3
		Cobalt	**120**	NS	4.7	0
		Iron	**340000 J**	300	11,000	279
		Lead	**93**	15	NS	0
		Manganese	**4800**	50	320	1,020
		Vanadium	**180**	NS	78	0
Load Line 2	LL2mw-059	Arsenic	**4.6 J**	10	0.045	0
		Cobalt	**8.4**	NS	4.7	0
		Iron	**3000 J**	300	11,000	1,430
		Manganese	**1000**	50	320	1,340
Load Line 2	LL2mw-265	Iron	**3500 J**	300	11,000	1,430
		Manganese	**660**	50	320	1,340
Load Line 3	L3mw-245*	Iron	**460**	300	11,000	1,430
Load Line 4	LL4mw-199	Arsenic	**11**	10	0.045	11.7
		Iron	**3400 J**	300	11,000	279
		Manganese	**300**	50	320	1,020
	LL4mw-201*	Arsenic	**30**	10	0.045	0.0
		Iron	**890 J**	300	11,000	1,430
		Manganese	**150**	50	320	1,340
Load Line 6	LL6mw-002	Aluminum	**5100**	200	16,000	0
		Arsenic	**6.3 J**	10	0.045	11.7
		Iron	**8000**	300	11,000	279
		Manganese	**100**	50	320	1,020
	LL6mw-005	Arsenic	**20**	10	0.045	11.7
		Iron	**1100**	300	11,000	279
		Manganese	**490**	50	320	1,020
	LL6mw-008*	Manganese	**1500**	50	320	1,340
	LL6mw-009*	Arsenic	**7.7 J**	10	0.045	11.7
		Iron	**2900**	300	11,000	279
		Manganese	**600**	50	320	1,020
Load Line 11	LL11mw-007	Iron	**990**	300	11,000	279
		Manganese	**180**	50	320	1,020
	LL11mw-011*	Aluminum	**2400**	200	16,000	0
		Arsenic	**6.9 J**	10	0.045	11.7
		Iron	**4300**	300	11,000	279
		Manganese	**420**	50	320	1,020
	LL11mw-012*	Manganese	**83**	50	320	1,340
Load Line 12	LL12mw-185	Arsenic	**3.5 J**	10	0.045	11.7
		Manganese	**1700**	50	320	1,020
	LL12mw-187	Arsenic	**4.8 J**	10	0.045	11.7
		Cobalt	**10**	NS	4.7	0
		Manganese	**2000 J**	50	320	1,020

Table 4-1. Inorganic Elements Detected at Concentrations Exceeding the MCLs or RSLs

Area	Well Number	Compound or Element Detected	Jul-12 Level (ug/L)		MCL (ug/L)	RSL (ug/L)	Facility-Wide Background Criteria (ug/L)
Load Line 12	LL12mw-242	Arsenic	**21**		10	0.045	11.7
		Iron	**850**		NS	4.7	279
		Manganese	**60**		50	320	1,020
	LL12mw-245	Aluminum	**4000**		200	16,000	0
		Arsenic	**9.9**	**J**	10	0.045	11.7
		Cobalt	**5.0**		NS	4.7	0
		Iron	**7800**		300	11,000	279
		Manganese	**180**		50	320	1,020
	LL12mw-246	Arsenic	**33**		10	0.045	11.7
		Iron	**1300**		300	11,000	279
		Manganese	**64**	**J**	50	320	1,020
	LL12mw-247*	Arsenic	**7.6**	**J**	10	0.045	11.7
		Iron	**430**		300	11,000	279
		Manganese	**180**		50	320	1,020
NACA Test Area	NTAmw-109	Iron	**880**		300	11,000	279
	NTAmw-119*	Iron	**3100**		300	11,000	279
		Manganese	**330**		50	320	1,020
Ramsdell Quarry	RQLmw-007	Arsenic	**43**		10	0.045	0
		Cobalt	**5.3**		NS	4.7	0
		Iron	**11000**	**J**	300	11,000	1,430
		Manganese	**1700**		50	320	1,340
	RQLmw-008	Arsenic	**45**		10	0.045	0
		Iron	**110000**	**J**	300	11,000	1,430
		Manganese	**760**		50	320	1,340
	RQLmw-009	Arsenic	**33**		10	0.045	0
		Cobalt	**5.3**		NS	4.7	0
		Iron	**13000**	**J**	300	11,000	1,430
		Manganese	**2400**		50	320	1,340
Sharon Conglomerate	SCFmw-002	Arsenic	**15**		10	0.045	0
		Iron	**350**		300	11,000	1,430
		Manganese	**69**		50	320	1,340
	SCFmw-004	Manganese	**690**		50	320	1,340
Winklepeck Burning Grounds	WBGmw-006	Manganese	**100**		50	320	1,020
	WBGmw-007	Arsenic	**7.9**	**J**	10	0.045	11.7
		Cyanide	**0.0091**		0.2	0.0014	0
		Iron	**360**		300	11,000	279
		Manganese	**130**		50	320	1,020
	WBGmw-009	Manganese	**130**		50	320	1,020
	WBGmw-019*	Iron	**460**		300	11,000	1,430
		Manganese	**220**		50	320	1,340
	WBGmw-020*	Iron	**3900**		300	11,000	1,430
		Manganese	**340**		50	320	1,340
	WBGmw-021*	Arsenic	**7.2**	**J**	10	0.045	0
		Iron	**350**		300	11,000	1,430
		Manganese	**230**		50	320	1,340

Notes:

* denotes newly installed well

J = estimated result. Results have been qualified "J" For more details refer to Data Verification/Validation Reports in Appendix C

SECTION 5
REFERENCES

Portage Environmental, 2004. *RVAAP Facility-Wide Groundwater Monitoring Program Plan*.

SAIC. 2001. *RVAAP Facility-Wide Sampling and Analysis Plan/Quality Assurance Project Plan.*

SAIC. 2001b. *Phase II Remedial Investigation Report for the Winklepeck Burning Grounds at Ravenna Army Ammunition Plant, Ravenna, Ohio.*

SAIC/REIMS. 2005. *Table of Reported Construction Depths from REIMS Information.*

SpecPro, Inc. 2005a. *Facility-Wide Groundwater Monitoring Program Report on the April 2005 Sampling Event, Ravenna Training and Logistics Site/Ravenna Army Ammunition Plant, Ravenna, Ohio.*

SpecPro, Inc. 2005b. *Facility-Wide Groundwater Monitoring Program, Report on the July 2005 Sampling Event, Ravenna Training and Logistics Site/Ravenna Army Ammunition Plant, Ravenna, Ohio*

SpecPro, Inc. 2006a. *Facility-Wide Groundwater Monitoring Program, Annual Report for 2005, Ravenna Training and Logistics Site/Ravenna Army Ammunition Plant, Ravenna, Ohio*

SpecPro, Inc. 2006b. *Facility-Wide Groundwater Monitoring Program, Report on the March 2006 Sampling Event, Ravenna Army Ammunition Plant, Ravenna, Ohio*

SpecPro, Inc. 2006c. *Facility-Wide Groundwater Monitoring Program, Report on the May 2006 Sampling Event, Ravenna Army Ammunition Plant, Ravenna, Ohio*

SpecPro, Inc. 2006d. (Draft) *Facility-Wide Groundwater Monitoring Program, Annual Report for 2006, Ravenna Army Ammunition Plant, Ravenna, Ohio*

SpecPro, Inc. 2007a. *Facility-Wide Groundwater Monitoring Program, Report on the July 2006 Sampling Event, Ravenna Army Ammunition Plant, Ravenna, Ohio*

SpecPro, Inc. 2007b. *Facility-Wide Groundwater Monitoring Program, Report on the October 2006 Sampling Event, Ravenna Army Ammunition Plant, Ravenna, Ohio*

SpecPro, Inc. 2007c. *Facility-Wide Groundwater Monitoring Program, Report on the January 2006 Sampling Event, Ravenna Army Ammunition Plant, Ravenna, Ohio*.

Environmental Quality Management, Inc. 2007d. *Facility-Wide Groundwater Monitoring Program, Report on the April 2007 Sampling Event, Ravenna Army Ammunition Plant, Ravenna, Ohio*.

Environmental Quality Management, Inc. 2007e. *Facility-Wide Groundwater Monitoring Program, Report on the July 2007 Sampling Event, Ravenna Army Ammunition Plant, Ravenna, Ohio*.

Environmental Quality Management, Inc. 2007f. *Facility-Wide Groundwater Monitoring Program, Report on the October 2007 Sampling Event, Ravenna Army Ammunition Plant, Ravenna, Ohio*.

Environmental Quality Management, Inc. 2008a, *Facility-Wide Groundwater Monitoring Program, Report on the January 2008 Sampling Event, Ravenna Army Ammunition Plant, Ravenna, Ohio*.

Environmental Quality Management, Inc. 2008b. *Facility-Wide Groundwater Monitoring Program, Report on the April 2008 Sampling Event, Ravenna Army Ammunition Plant, Ravenna, Ohio*.

Environmental Quality Management, Inc. 2008c. *Facility-Wide Groundwater Monitoring Program, Report on the July 2008 Sampling Event, Ravenna Army Ammunition Plant, Ravenna, Ohio*.

Environmental Quality Management, Inc. 2008d. *Facility-Wide Groundwater Monitoring Program, Report on the October 2008 Sampling Event, Ravenna Army Ammunition Plant, Ravenna, Ohio*.

Environmental Quality Management, Inc. 2009a. *Facility-Wide Groundwater Monitoring Program, Report on the January 2009 Sampling Event, Ravenna Army Ammunition Plant, Ravenna, Ohio*.

Environmental Quality Management, Inc. 2009b. *Facility-Wide Groundwater Monitoring Program, Report on the April 2009 Sampling Event, Ravenna Army Ammunition Plant, Ravenna, Ohio*.

Environmental Quality Management, Inc. 2009c. *Facility-Wide Groundwater Monitoring Program, Report on the July 2009 Sampling Event, Ravenna Army Ammunition Plant, Ravenna, Ohio*.

Environmental Quality Management, Inc. 2009c. *Facility-Wide Groundwater Monitoring Program, Report on the October 2009 Sampling Event, Ravenna Army Ammunition Plant, Ravenna, Ohio*.

Environmental Quality Management, Inc. 2010. *Facility-Wide Groundwater Monitoring Program, Report on the January 2010 Sampling Event, Ravenna Army Ammunition Plant, Ravenna, Ohio*.

Environmental Quality Management, Inc. 2010. *Facility-Wide Groundwater Monitoring Program, Report on the July 2010 Sampling Event, Ravenna Army Ammunition Plant, Ravenna, Ohio*.

Environmental Quality Management, Inc. 2010. *Facility-Wide Groundwater Monitoring Program, Report on the October 2010 Sampling Event, Ravenna Army Ammunition Plant, Ravenna, Ohio.*

Environmental Quality Management, Inc. 2011. *Facility-Wide Groundwater Monitoring Program, Report on the January 2011 Sampling Event, Ravenna Army Ammunition Plant, Ravenna, Ohio.*

Environmental Quality Management, Inc. 2011. *Facility-Wide Groundwater Monitoring Program, Report on the April 2011 Sampling Event, Ravenna Army Ammunition Plant, Ravenna, Ohio.*

Environmental Quality Management, Inc. 2011. *Facility-Wide Groundwater Monitoring Program, Report on the July 2011 Sampling Event, Ravenna Army Ammunition Plant, Ravenna, Ohio.*

Environmental Quality Management, Inc. 2011. *Facility-Wide Groundwater Monitoring Program, Report on the October 2011 Sampling Event, Ravenna Army Ammunition Plant, Ravenna, Ohio.*

Environmental Quality Management, Inc. 2012. *Facility-Wide Groundwater Monitoring Program, Report on the January 2012 Sampling Event, Ravenna Army Ammunition Plant, Ravenna, Ohio.*

Environmental Quality Management, Inc. 2012. *Facility-Wide Groundwater Monitoring Program, Report on the April 2012 Sampling Event, Ravenna Army Ammunition Plant, Ravenna, Ohio.*

Environmental Quality Management, Inc. 2012. *Final Facility-Wide Groundwater Monitoring Program Plan RVAAP-66 Facility-Wide Groundwater Semiannual Monitoring Addendum.*

Environmental Quality Management, Inc. 2012. *Final Facility-Wide Groundwater Monitoring Program Plan RVAAP-66 Facility-Wide Groundwater Addendum.*

SAIC. 2011. *Final Facility-Wide Sampling and Analysis Plan for Environmental Investigations at the Ravenna Army Ammunition Plant, Ravenna, Ohio*.

USACE. 2010. *2010 Addendum to the Facility-Wide Groundwater Monitoring Program Plan RVAAP-66 Facility-Wide Groundwater.*

APPENDIX A

CURRENT MONITORING WELL SCHEDULE

Semiannual Analyte List

Well Location	VOCs	SVOCs			Metals[d]	Explosives	Pesticides	PCBs	Nitrate	Cyanide
		Nitroaromatics & Phthalates[a]	Phenols[b]	PAHs[c]						
SCFmw-002	x	x	x	x	x	x	x	x	x	
SCFmw-004	x	x	x		x	x	x	x		
LL1mw-064	x	x			x	x	x			
LL1mw-065	x	x			x	x	x			
LL2mw-059	x	x	x		x	x	x	x		
LL2mw-265	x	x	x		x	x	x	x		
LL3mw-241	x	x			x	x	x			
LL3mw-242	x	x			x	x	x			
LL4mw-199	x	x			x	x	x			
LL6mw-002		x		x	x					
LL6mw-005		x		x	x					
LL10mw-003	x				x					
LL11mw-007	x	x			x	x	x			
LL12mw-182		x								
LL12mw-185					x				x	
LL12mw-187	x	x	x	x	x	x	x	x	x	
LL12mw-242	x	x	x	x	x	x	x	x	x	
LL12mw-245	x	x	x	x	x	x	x	x	x	
LL12mw-246	x	x	x	x	x	x	x	x	x	
BKGmw-005	x	x			x	x	x	x		
BKGmw-021	x	x			x	x	x	x		
CBLmw-002		x		x				x		
CBPmw-002		x			x		x	x		
B12mw-012		x		x	x					
WBGmw-006	x	x			x	x				
WBGmw-007	x	x			x	x				
WBGmw-009	x	x			x	x				
DA2mw-108		x			x	x		x		
DET-003	x	x	x	x	x	x	x	x		x
DET-004	x	x	x	x	x	x	x	x		x
NTAmw-109	x	x		x	x			x		
EBGmw-125		x			x					
RQLmw-007	x	x	x	x	x	x	x	x		x
RQLmw-008	x	x	x	x	x	x	x	x		x
RQLmw-009	x	x	x	x	x	x	x	x		x

[a] Analyte list includes: 2,4-Dinitrotoluene, 2,6-Dinitrotoluene, Bis(2-ethylhexyl)phthalate, Butyl benzyl phthalate, Diethyl phthalate, Dimethyl phthalate, Di-n-butyl phthalate, Di-n-octyl phthalate, and Nitrobenzene

[b] Analyte list includes: 2,4,5-Trichlorophenol, 2,4,6-Trichlorophenol, 2,4-Dichlorophenol, 2,4-Dimethylphenol, 2,4-Dinitrophenol, 2-Chlorophenol, 2-Methylphenol, 2-Nitrophenol, 4,6-Dinitro-2-methylphenol, 4-Chloro-3-methylphenol, 3&4 Methylphenol, 4-Nitrophenol, Pentachlorophenol, and Phenol

[c] Analyte list includes: Acenaphthene, Acenaphthylene, Anthracene, Benzo(a)anthracene, Benzo(a)pyrene, Benzo(b)fluoranthene, Benzo(g,h,i)perylene, Benzo(k)fluoranthene, Chrysene, Dibenz(a,h)anthracene, Fluoranthene, Fluorene, Indeno(1,2,3-cd)pyrene, Naphthalene, Phenanthrene, and Pyrene.

[d] Analyte list includes: Aluminum, Antimony, Arsenic, Barium, Beryllium, Cadmium, Calcium, Chromium, Cobalt, Copper, Iron, Lead, Magnesium, Manganese, Mercury, Nickel, Potassium, Selenium, Silver, Sodium, Thallium, Vanadium, and Zinc

July 2012 Semiannual Well Sampling List	
Well ID Number	**RVAAP Location**
SCFmw-002	Sharon Conglomerate Deep Well
SCFmw-004	Sharon Conglomerate Deep Well
LL1mw-064	Load Line 1
LL1mw-065	Load Line 1
LL2mw-059	Load Line 2
LL2mw-265	Load Line 2
LL3mw-241	Load Line 3
LL3mw-242	Load Line 3
LL4mw-199	Load Line 4
LL6mw-002	Load Line 6
LL6mw-005	Load Line 6
LL10mw-003	Load Line 10
LL11mw-007	Load Line 11
LL12mw-182	Load Line 12
LL12mw-185	Load Line 12
LL12mw-187	Load Line 12
LL12mw-242	Load Line 12
LL12mw-245	Load Line 12
LL12mw-246	Load Line 12
BKGmw-005	Background Well
BKGmw-021	Background Well
CBLmw-002	C-Block
CBPmw-002	Central Burn Pit
B12mw-012	Building 1200
WBGmw-006	Winklepeck Burning Grounds
WBGmw-007	Winklepeck Burning Grounds
WBGmw-009	Winklepeck Burning Grounds
DA2mw-108	Open Demolition Area #2
DET-003	Open Demolition Area #2
DET-004	Open Demolition Area #2
NTAmw-109	NACA Test Area
EBGmw-125	Erie Burning Grounds
RQLmw-007	Ramsdell Quarry Landfill
RQLmw-008	Ramsdell Quarry Landfill
RQLmw-009	Ramsdell Quarry Landfill

July 2012 New Well Sampling List	
Well ID Number	**RVAAP Location**
LL1mw-086	SE/Load Line 1
EBGmw-131	Paired with EBGmw-125
LL1mw-087	Southeast area of RVAAP
LL12mw-247	Southeast area of RVAAP
LL4mw-201	South of Load Line 4
LL3mw-244	South of Load Line 3
LL3mw-245	East of Load Line 3
CBPmw-009	Central Burn Pits
FWGmw-001	Group 2 DLA Ore Storage Area
B12mw-013	Building 1200
FWGmw-002	North Perimeter
FWGmw-003	North Line Road Coal Tipple
WBGmw-018	Near WBGmw-007 (west)
WBGmw-019	Near WBGmw-007 (west)
WBGmw-020	Paired with WBGmw-009
WBGmw-021	Paired with WBGmw-006
DA2mw-114	Near DA2mw-108
DA2mw-115	Paired with DETmw-003
FWGmw-004	Administration Area/George Road
FWGmw-005	Western Area of Facility
FWGmw-006	Western Area of Facility
FWGmw-007	Southwestern Area of Facility
FWGmw-008	Western Depot Area
FWGmw-009	Western Depot Area
NTAmw-119	NACA Test
LL6mw-008	Load Line 6
LL6mw-009	Load Line 6
LL11mw-011	Load Line 11
LL11mw-012	Load Line 11
FWGmw-010	DLA Main Ore Storage Yard Area
FWGmw-011	East Classification Yard
FWGmw-012	East Classification Yard
FWGmw-013	Wet Storage Area
FWGmw-014	Route 80 Tank Farm
CBLmw-005	C Block
FWGmw-015	Admin/ George Road
FWGmw-016	Admin/ George Road
LL12mw-182ss	Load Line 12

APPENDIX B

WATER-LEVEL MEASUREMENTS/FIELD LOG BOOK/SAMPLE AND PURGE RECORDS/DAILY QUALITY CONTROL REPORTS

Signature Page

July 2012 FWGMP Semi-Annual Monitoring Well Event
Field Personnel Abbreviations and Signatures Page

Field Personnel

Name	Affiliation	Initials
Karen Arthur	EQM	KA
Angela S. Dragotta	EQM	AD/ASD
Colleen A. Lear	EQM	CL/CAL
Erik Corbin	EQM	EC
John Miller	EQM	JM
Phil Heikkila	EQM	PH
Stephen Stuergon	EQM	SS
Maria L. Leiter	EQM	ML/MLL
Scott A. Spesshardt	EQM	SAS

Project and Field Leads

Name, Title, Affiliation

John Miller, Project Manager / QC Check, EQM

Signature: 

Colleen A. Lear, Field Manager / QC Check, EQM

Signature: 

Erik Corbin, Sample Manager, EQM

Signature: 

Comprehensive Water Level Measurements

COMPREHENSIVE WATER LEVEL MEASUREMENTS

RVAAP FACILITY-WIDE GROUNDWATER MONITORING PROGRAM July 2012

Well Number	Location	Date	Time	Depth to Water*	Depth to Bottom	Description of bottom	Instrument/Serial Number
B12mw-012	Building 1200	7/16/2012	13:09	18.48	24.81	hard	5769
B12mw-013	Building 1200	7/16/2012	13:05	18.92	24.20	hard	5769
BKGmw-005	Background	7/16/2012	12:25	14.67	20.88	medium	5767
BKGmw-021	Background	7/23/2012	13:35	15.34	21.46	hard	5769
CBLmw-002	C-Block Quarry	7/16/2012	12:01	37.66	47.30	hard	5767
CBLmw-005	C-Block Quarry	7/16/2012	11:13	24.32	32.40	hard	5767
CBPmw-002	Central Burn Pits	7/16/2012	14:10	8.72	31.68	hard	5769
CBPmw-009	Central Burn Pits	7/16/2012	14:13	11.13	66.56	hard	5769
DA2mw-108	Demo.Area 2	7/17/2012	11:01	7.01	17.13	hard	5769
DA2mw-114	Demo.Area 2	7/17/2012	10:59	5.79	21.73	hard	5769
DA2mw-115	Demo.Area 2	7/17/2012	11:18	6.74	46.79	hard	5769
DETmw-003	Demo.Area 2	7/17/2012	11:20	9.82	16.00	hard	5769
DETmw-004	Demo.Area 2	7/17/2012	11:25	10.90	13.80	hard	5769
EBGmw-125	Erie Burning Grounds	7/16/2012	11:55	12.98	27.43	medium	5769
EBGmw-131	Erie Burning Grounds	7/16/2012	11:52	11.69	73.04	hard	5769
FWGmw-001	Facilitywide	7/23/2012	13:20	10.60	20.04	hard	5769
FWGmw-002	Facilitywide	7/23/2012	13:30	24.00	70.05	hard	5769
FWGmw-003	Facilitywide	7/16/2012	12:35	6.98	21.08	medium	5767
FWGmw-004	Facilitywide	7/16/2012	16:33	16.41	22.58	medium	5767
FWGmw-005	Facilitywide	7/16/2012	13:04	22.35	31.80	medium	5767
FWGmw-006	Facilitywide	7/16/2012	13:19	10.25	19.21	medium	5767
FWGmw-007	Facilitywide	7/24/2012	10:10	24.19	32.32	hard	5769
FWGmw-008	Facilitywide	7/16/2012	13:28	8.97	22.09	soft	OH1266
FWGmw-009	Facilitywide	7/16/2012	13:40	3.09	20.38	medium	5767
FWGmw-010	Facilitywide	7/16/2012	12:20	12.19	19.09	hard	5769
FWGmw-011	Facilitywide	7/16/2012	15:04	4.48	17.79	hard	5769

*All measurements from top of casing
NR = Not Recorded

COMPREHENSIVE WATER LEVEL MEASUREMENTS

RVAAP FACILITY-WIDE GROUNDWATER MONITORING PROGRAM July 2012

Well Number	Location	Date	Time	Depth to Water*	Depth to Bottom	Description of bottom	Instrument/Serial Number
FWGmw-012	Facilitywide	7/16/2012	15:06	2.93	42.45	hard	5769
FWGmw-013	Facilitywide	7/17/2012	12:00	21.75	36.69	hard	5769
FWGmw-014	Facilitywide	7/16/2012	12:15	6.18	21.11	medium	5767
FWGmw-015	Facilitywide	7/16/2012	16:43	8.74	26.31	medium	5767
FWGmw-016	Facilitywide	7/16/2012	16:47	18.30	67.47	soft	5767
LL1mw-064	Loadline 1	7/16/2012	15:00	3.32	21.05	hard	5769
LL1mw-065	Loadline 1	7/16/2012	14:46	14.02	23.09	hard	5769
LL1mw-086	Loadline 1	7/16/2012	14:54	9.92	77.15	hard	5769
LL1mw-087	Loadline 1	7/16/2012	14:38	16.49	18.55	medium	OH1266
LL10mw-003	Loadline 10	7/16/2012	12:10	21.62	28.59	hard	OH02911
LL11mw-007	Loadline 11	7/16/2012	14:21	16.20	25.40	hard	OH02911
LL11mw-011	Loadline 11	7/16/2012	10:58	9.30	20.44	medium	5767
LL11mw-012	Loadline 11	7/16/2012	11:04	21.38	119.45	hard	OH02911
LL12mw-088	Loadline 12	7/17/2012	11:00	7.36	27.45	hard	OH1266
LL12mw-107	Loadline 12	7/17/2012	11:10	9.99	33.75	hard	OH1266
LL12mw-113	Loadline 12	7/17/2012	9:30	8.63	19.80	soft	OH1266
LL12mw-128	Loadline 12	7/17/2012	11:35	10.13	34.03	hard	OH1266
LL12mw-153	Loadline 12	7/17/2012	11:50	7.13	24.80	hard	OH1266
LL12mw-154	Loadline 12	7/17/2012	11:45	9.63	28.65	hard	OH1266
LL12mw-182	Loadline 12	7/17/2012	12:00	11.41	38.02	hard	OH1266
LL12mw-183	Loadline 12	7/17/2012	10:05	13.25	36.35	hard	OH1266
LL12mw-184	Loadline 12	7/17/2012	10:50	13.10	31.10	hard	OH1266
LL12mw-185	Loadline 12	7/17/2012	9:40	8.39	23.30	hard	OH1266
LL12mw-186	Loadline 12	7/17/2012	9:15	8.89	21.05	hard	OH1266
LL12mw-187	Loadline 12	7/17/2012	9:35	11.05	29.95	hard	OH1266
LL12mw-188	Loadline 12	7/17/2012	9:24	7.53	22.10	soft	OH1266
LL12mw-189	Loadline 12	7/17/2012	9:10	9.34	19.64	hard	OH1266
LL12mw-242	Loadline 12	7/17/2012	9:45	10.74	28.80	soft	OH1266
LL12mw-243	Loadline 12	7/17/2012	11:30	9.42	24.40	hard	OH1266
LL12mw-244	Loadline 12	7/17/2012	9:50	11.30	30.70	soft	OH1266

*All measurements from top of casing
NR = Not Recorded

COMPREHENSIVE WATER LEVEL MEASUREMENTS

RVAAP FACILITY-WIDE GROUNDWATER MONITORING PROGRAM July 2012

Well Number	Location	Date	Time	Depth to Water*	Depth to Bottom	Description of bottom	Instrument/Serial Number
LL12mw-245	Loadline 12	7/17/2012	11:20	8.36	30.44	medium	OH1266
LL12mw-246	Loadline 12	7/17/2012	9:58	16.97	35.05	hard	OH1266
LL12mw-247	Loadline 12	7/16/2012	16:48	6.79	22.58	hard	5769
LL12mw-182ss	Loadline 12	7/17/2012	12:05	11.37	38.50	hard	OH1266
LL2mw-059	Loadline 2	7/16/2012	17:00	13.63	21.78	hard	OH1266
LL2mw-265	Loadline 2	7/16/2012	16:55	10.31	24.45	hard	OH1266
LL3mw-241	Loadline 3	7/17/2012	8:40	15.78	25.53	hard	5767
LL3mw-242	Loadline 3	7/16/2012	17:07	17.94	22.54	hard	5769
LL3mw-244	Loadline 3	7/16/2012	16:40	14.54	47.10	hard	5769
LL3mw-245	Loadline 3	7/17/2012	12:30	13.51	48.80	hard	OH1266
LL4mw-199	Loadline 4	7/16/2012	15:34	7.95	23.14	hard	5769
LL4mw-201	Loadline 4	7/16/2012	15:36	9.77	70.72	hard	5769
LL6mw-002	Loadline 6	7/20/2012	9:52	22.38	24.43	hard	5767
LL6mw-005	Loadline 6	7/20/2012	9:12	13.23	22.03	soft	5767
LL6mw-008	Loadline 6	7/20/2012	9:20	16.76	20.20	medium	5767
LL6mw-009	Loadline 6	7/20/2012	9:22	16.32	41.34	soft	5767
NTAmw-109	NACA Test Area	7/17/2012	11:10	12.53	20.38	soft	5767
NTAmw-119	NACA Test Area	7/17/2012	11:17	12.90	104.68	hard	OH02911
RQLmw-007	Ramsdell Quarry Landfill	7/16/2012	11:55	6.24	18.60	hard	OH1266
RQLmw-008	Ramsdell Quarry Landfill	7/16/2012	12:05	6.38	18.68	hard	OH1266
RQLmw-009	Ramsdell Quarry Landfill	7/16/2012	12:15	5.02	18.85	hard	OH1266
SCFmw-002	Sharon Conglomerate	7/16/2012	16:50	18.28	150.30	medium	5769
SCFmw-004	Sharon Conglomerate	7/16/2012	14:42	0.45	112.50	medium	5769
WBGmw-006	Winklepeck Burning Grounds	7/17/2012	7:55	9.99	20.14	hard	5769
WBGmw-007	Winklepeck Burning Grounds	7/17/2012	8:15	18.39	26.38	hard	5769
WBGmw-009	Winklepeck Burning Grounds	7/17/2012	9:05	15.18	24.26	hard	5769
WBGmw-018	Winklepeck Burning Grounds	7/17/2012	8:00	21.70	24.81	hard	5769
WBGmw-019	Winklepeck Burning Grounds	7/17/2012	8:05	18.38	50.44	hard	5769
WBGmw-020	Winklepeck Burning Grounds	7/17/2012	8:35	14.02	43.80	hard	5769
WBGmw-021	Winklepeck Burning Grounds	7/17/2012	7:50	10.65	43.12	hard	5769

*All measurements from top of casing
NR = Not Recorded

Logbook

"Rite in the Rain"®
ALL-WEATHER WRITING PAPER

ALL-WEATHER
ENVIRONMENTAL FIELD BOOK

Name EQM
1800 CARILLON BLVD
Address Cincinnati Oh 45240

Phone 1-800 229 7495

Project RVAAP - USACE
FACILITYWIDE GROUNDWATER

This book is printed on "Rite in the Rain" A[illegible]er Writing Paper - A unique paper created to shed water and enhanc[illegible]en image. It is widely used throughout the world for recording critical field data in all kinds of weather. For best results, use a pencil or an all-weather pen.

Specifications for this book:

Page Pattern		Cover Options	
Left Page	Right Page	Polydura Cover	Fabrikoid Cover
Columnar	1/4" Grid	Item No. 550	Item No. 550F

© 1996 J. L. DARLING CORP.

RVAAP BOOK #2

CONTENTS

PAGE	REFERENCE	DATE
2-7	APRIL 2011 QUARTERLY 30240	4-4/4-8 2011
8-13	JULY 2011 QUARTERLY 30240	8-1/8-4 2011
14-21	October 2011 QUARTERLY / Annual W.L. Event	10-10-11 / 10-14-11
22-23	RE00 October "TDG / EPPW" 30240	11-2-11/11-3-11
24-27	POTENTIAL/PROPOSED WELL SITING 30174	2011 12-19/12-20
28-31	RVAAP 66 QTRLY / GS4 SEMI ANN 30174	2012 1-30/2-1
32-33	RVAAP 66 Well install	2-27/4-18-2012
34-37	RVAAP 66 QRTLY	4-30/5-3 2012
38-45	RVAAP 66 Well inspect/W/ quarterly semi ann	7-16/7-26 2012

Reference Page Index

147 Error codes, Hazardous classifications, Container types
148 Sampling guidelines (Liquids)
149 Sampling guidelines (Solids)
150 Approximate Volume of Water in Casing or Hole, Ground Water Monitoring Well
151 PVC Pipe casing tables
152 Soil Classification
153 Soil Classification
154 Conversions (Length, Weight, Volume, Temp, etc...)
155 Conversions (Concentrations, Volume/Flow or Time, Velocity, Acceleration)
156 Maximum Concentration of Contaminants for the Toxicity Characteristic

38

Location RVAAP Date 7-16-12

Project / Client USACE RVAAP-66 pday90

WL/Inspections gwCal, SAS, SS, EC

1030	mobed from Camp Ellis onsite organize + prep for events
1045	H+S tailgate Well Inspections and Water level event.
1710	head to 1036
1730	organize for the next day
1745	Offsite.

39

Location RVAAP Date 7-17-12

Project / Client USACE RVAAP 66 P.day 90s

WL/Inspection gwCal SAS SSEC

0730	Onsite prep/organize
0740	H+S tailgate
0745	Well Inspections and water level event.
1245	head to 1036
1300	demob

Location RVAAP Date 7/23/12

Project / Client RVAAP 66 JM PH ML AD SS

July Event (+ WL event con't) KA CAL SAS EC Sprinkle 90s

0730 Onsite prep for event and organize crews.

0800 H+S tailgate

- Water level event continue by J Miller along w/ redevelopment of well U12MW-245.

- purge + sample event @ U3, U4, U12, RQL, SCF EBG, FWG, U1, U2

1730 head to 1036

Prep samples for Fedex and for lab pick up.

1800 deliver to Fedex

1830 lab pickup / cooler delivery

1845 off site

Location Date 7/23

Project / Client

Drum Log

	Contents
EQM-2012-4	Decon Water
EQM-2012-5	GW Purge Water
EQM-2012-6	"
EQM-2012-7	"

Location _____ Date 7/23

Project / Client _____

Redeveloped LC12 mw-245

Starting well Depth 29.55

Post Developmt 30.44

Removed 21 gallons of water/silt from well

Location RVAAP Date 7-24-12

Project / Client USACE RVAAP LCP JM SAS CAL ML

JULY EVENT/ML. EC AD RA SS PH

RAIN, 80's humid

0730 onsite for sampling organize crews

0745 H+S tailgate, access wBG.

0800 water level and purge sample event

Continue LC3, LC11, LC12 SEF, WBG, BKG, QBL, CBP FWQ

1730 head to 103b prep samples

1800 fedex

1830 lab pickup

1850 offsite

Go

44

Location RVAAP Date 7-25-12

Project / Client USACE RVAAP 66 PHECSS AD

JULY EVENT JM KA CALSAS ML SD HUMID

0730 ONSITE
PREP FOR DAY / ORGANIZE
0800 H+S TAILGATE
WATER LEVEL FINALIZATION
PURGE SIMPLE EVENT
CONTINUE AT B12 CBL
DAZ(4) FLUG NTA LL11 LL6 LL3
1715 HEAD TO 1036 PREP SAMPLES
FOR FEDEX AND LAB
1800 FEDEX
1830 LAB PICKUP
1845 OFFSITE

45

Location RVAAP Date 7-26-12

Project / Client USACE RVAAP 66 CALSS SASML

July Event ECAD KA PH HUMID

0730 onsite
prep + organize for day
0800 H+S tailgate
finalize the
purge and sample
July RVAAP-66 event
- continued LL12 DAZ.
DETMW004 still going
dry continue sampling
with recharge. Partial only
1130-1200 return to 1036
pack equipment
prepare idw
1230 sample idw decon/purge
1330 clean 1036
1400 partial crews offsite
1600 Lab pickup - offsite

Static Water Level Measurements

EQM MONITOR WELL STATIC WATER LEVEL FORM

PROJECT NAME: **RVAAP** PROJECT NUMBER: **030174.0016.001**

FIELD BOOK#: 2 DATE: 7/23/2012

Monitor Well Number	Location	Total Well Depth (ft)	Water Level Indicator	Sampler	Time	Depth to Static Water Level (ft)	Sounding	PID Reading (above bkgrnd)
BKGmw-021	Background	21.46	5769	JM	13:35	15.34		0
	Cmt:Good, hard							
EBGmw-125	Erie Burning		1266	SS	9:24	12.85		0
	Cmt:Good, orange color							
EBGmw-131	Erie Burning		1639	MLL	11:56	11.4		0
	Cmt:Good, clear							
FWGmw-011	Facilitywide		05767	AD	11:15	4.09		0
	Cmt:Good, high turb; emptied flothru after 1136 refilled to see if turbidity number could be attained							
FWGmw-012	Facilitywide		05769	KA	12:40	3.09		0
	Cmt:Good,							
FWGmw-001	Facilitywide	20.04	5769	JM	13:20	10.6		0
	Cmt:Good, hard							
FWGmw-002	Facilitywide	70.05	5769	JM	13:30	24		0
	Cmt:Good, hard							
FWGmw-010	Facilitywide		1639	MLL	14:00	12.25		0
	Cmt:Good, slighty rust colored							
LL1mw-064	Loadline 1		05769	AD	9:30	3.33		
	Cmt:Good,							
LL1mw-087	Loadline 1		qed	CAL	10:40	13.37		0
	Cmt:Good, extra time purged to try and lower ntu							
LL1mw-065	Loadline 1		qed	CAL	13:11	13.91		0
	Cmt:Good,							
LL1mw-086	Loadline 1		qed	CAL	14:06	9.85		0
	Cmt:Good, extra purge to try and lower turbidity							
LL12mw-182	Loadline 12		qed	CAL	16:45	11.35		0
	Cmt:Good,							
LL12mw-182ss	Loadline 12		qed	CAL	17:10	12.09		0
	Cmt:Good,							
LL2mw-265	Loadline 2		122-100	EC	14:50	10.2		0
	Cmt:Good,							
LL2mw-059	Loadline 2		122-100	EC	16:30	13.62		0
	Cmt:Good,							
LL3mw-244	Loadline 3		1639	MLL	15:48	14.7		0
	Cmt:Good, Clear water							

EQM MONITOR WELL STATIC WATER LEVEL FORM

PROJECT NAME: **RVAAP** PROJECT NUMBER: **030174.0016.001**

FIELD BOOK#: 3 DATE: 7/23/2012

Monitor Well Number	Location	Total Well Depth (ft)	Water Level Indicator	Sampler	Time	Depth to Static Water Level (ft)	Sounding	PID Reading (above bkgrnd)
LL4mw-201	Loadline 4		05769	KA	15:45	10		0
	Cmt:Good,							
LL4mw-199	Loadline 4		05697	KA	16:44	7.71		0
	Cmt:Good, high turb; emptied flothru after 1709 refilled to see if turbidity number could be attained							
RQLmw-009	Ramsdell Qu		122-100	EC	9:10	5.26		0
	Cmt:Good,							
RQLmw-008	Ramsdell Qu		122-100	EC	11:15	6.55		0
	Cmt:Good,							
RQLmw-007	Ramsdell Qu		122-100	EC	13:20	6.31		0
	Cmt:Good,							
SCFmw-004	Sharon Con		qed	CAL	9:20	0.44		0
	Cmt:Good,							

EQM MONITOR WELL STATIC WATER LEVEL FORM

PROJECT NAME: **RVAAP** PROJECT NUMBER: **030174.0016.001**

FIELD BOOK#: 3 DATE: 7/24/2012

Monitor Well Number	Location	Total Well Depth (ft)	Water Level Indicator	Sampler	Time	Depth to Static Water Level (ft)	Sounding	PID Reading (above bkgrnd)
BKGmw-005	Background		05697	KA	13:59	14.83		0
	Cmt:Good,							
CBLmw-005	C-Block Qua	24.45	qed	CAL	16:24	24.45		0
	Cmt:Good,							
CBPmw-002	Central Burn		122-100	EC	12:30	8.67		0
	Cmt:Good, EQUIP MALFUNCTION-BAD CONTROLLER-replace & continue							
CBPmw-009	Central Burn		122-100	EC	14:30	10.24		0
	Cmt:Good,							
FWGmw-007	Facilitywide	32.32	5769	JM	10:10	24.19		0
	Cmt:Good, hard							
FWGmw-007	Facilitywide		1266	MLL	14:15	24.15		0
	Cmt:Good, Gray/tan turbid water.							
FWGmw-014	Facilitywide		05697	KA	15:27	6.4		0
	Cmt:Good, high turb; emptied flothru after 1550 refilled to see if turbidity number could be attained							
FWGmw-006	Facilitywide		1266	MLL	16:00	10.61		0
	Cmt:Good, Gray color							
LL11mw-011	Loadline 11		qed	CAL	14:18	9.62		0
	Cmt:Good, high turb purge 1 L prior to start and extra afterward before sample							
LL11mw-012	Loadline 11		qed	CAL	15:27	21.4		0
	Cmt:Good,							
LL12mw-245	Loadline 12		122-100	EC	8:50	8.93		0
	Cmt:Good, SLOW WELL-NO FURTHER QC							
LL12mw-185	Loadline 12		qed	CAL	9:02	8.68		0
	Cmt:Good,							
LL12mw-247	Loadline 12		qed	CAL	9:50	6.63		0
	Cmt:Good,							
LL3mw-241	Loadline 3		122-100	EC	17:00	15.58		0
	Cmt:Good,							
SCFmw-002	Sharon Con		qed	CAL	9:50	19.39		0
	Cmt:Good,							

EQM MONITOR WELL STATIC WATER LEVEL FORM

PROJECT NAME: **RVAAP** PROJECT NUMBER: **030174.0016.001**

FIELD BOOK#: 2 DATE: 7/24/2012

Monitor Well Number	Location	Total Well Depth (ft)	Water Level Indicator	Sampler	Time	Depth to Static Water Level (ft)	Sounding	PID Reading (above bkgrnd)
WBGmw-007	Winklepeck		1639	MLL	8:30	18.43		0
	Cmt:Good,							
WBGmw-006	Winklepeck		05697	KA	8:30	9.96		0
	Cmt:Good,							
WBGmw-019	Winklepeck		1639	MLL	9:35	18.38		0
	Cmt:Good,							
WBGmw-021	Winklepeck		05697	KA	10:00	10.5		0
	Cmt:Good,							
WBGmw-018	Winklepeck		1266	MLL	10:55	21.6		0
	Cmt:Good,							
WBGmw-009	Winklepeck		05697	KA	11:10	15.3		0
	Cmt:Good,							
WBGmw-020	Winklepeck		05697	KA	12:05	14.1		0
	Cmt:Good,							

EQM MONITOR WELL STATIC WATER LEVEL FORM

PROJECT NAME: **RVAAP** PROJECT NUMBER: **030174.0016.001**

FIELD BOOK#: 3 DATE: 7/25/2012

Monitor Well Number	Location	Total Well Depth (ft)	Water Level Indicator	Sampler	Time	Depth to Static Water Level (ft)	Sounding	PID Reading (above bkgrnd)
BKGmw-021	Background		05769	AD	8:54	15.35		0
	Cmt:Good,							
B12mw-012	Building 120		122-100	EC	10:15	18.77		0
	Cmt:Good,							
B12mw-013	Building 120		122-100	EC	11:00	19.26		0
	Cmt:Good, FALLEN TREE CLOSE TO WELL-NEEDS REMOVED							
CBLmw-002	C-Block Qua		qed	CAL	8:45	38.02		0
	Cmt:Good,							
DET-004	Demo.Area		qed	CAL	16:23	11.1		0
	Cmt:Good, dry at 2 L							
FWGmw-005	Facilitywide		1266	MLL	8:45	22.44		0
	Cmt:Good, Extremely turbid, brown color. water visibly clearer buit still 999ntu aftete extra purge time.							
FWGmw-002	Facilitywide		05769	KA	10:03	24.75		0
	Cmt:Good,							
FWGmw-009	Facilitywide		1266	MLL	11:15	3.09		0
	Cmt:Good, Tan color							
FWGmw-001	Facilitywide		05769	KA	11:19	10.8		0
	Cmt:Good, high turb; emptied flothru after 1141 refilled to see if turbidity number could be attained							
FWGmw-003	Facilitywide		qed	CAL	11:48	6.72		0
	Cmt:Good, extra purge due to high tss and turbidity							
FWGmw-008	Facilitywide		1266	MLL	12:25	8.02		0
	Cmt:Good, Turbid, gray, extra purge to try and decrease ntu							
FWGmw-015	Facilitywide		qed	CAL	14:00	8.8		0
	Cmt:Good,							
FWGmw-013	Facilitywide		1266	MLL	14:24	22.19		0
	Cmt:Good,							
FWGmw-016	Facilitywide		qed	CAL	15:15	18.3		0
	Cmt:Good,							
FWGmw-004	Facilitywide		1266	MLL	15:45	16.44		0
	Cmt:Good, Turbid-gray color. Did not clear up with extra purge.							
LL11mw-007	Loadline 11		122-100	EC	15:30	16.3		0
	Cmt:Good,							

EQM MONITOR WELL STATIC WATER LEVEL FORM

PROJECT NAME: **RVAAP** PROJECT NUMBER: **030174.0016.001**

FIELD BOOK#: 2 DATE: 7/25/2012

Monitor Well Number	Location	Total Well Depth (ft)	Water Level Indicator	Sampler	Time	Depth to Static Water Level (ft)	Sounding	PID Reading (above bkgrnd)
LL3mw-242	Loadline 3		122-100	EC	8:50	18.08		0
	Cmt:Good, WELL NEEDS NEW TUBING							
LL3mw-245	Loadline 3		122-100	EC	13:00	13.8		0
	Cmt:Good,							
LL6mw-009	Loadline 6		15769	KA	13:36	16.4		0
	Cmt:Good,							
LL6mw-008	Loadline 6		05769	KA	14:45	16.5		0
	Cmt:Good, high turb; emptied flothru after 1502 refilled to see if turbidity number could be attained							
LL6mw-005	Loadline 6		05769	KA	16:04	13.31		0
	Cmt:Good, high turb; emptied flothru after 1617 refilled to see if turbidity number could be attained							
LL6mw-002	Loadline 6		05769	KA	17:10	22.32		0
	Cmt:Good,							
NTAmw-109	NACA Test		qed	CAL	9:44	12.59		0
	Cmt:Good,							
NTAmw-119	NACA Test		qed	CAL	10:19	12.98		0
	Cmt:Good,							

EQM MONITOR WELL STATIC WATER LEVEL FORM

PROJECT NAME: **RVAAP** PROJECT NUMBER: **030174.0016.001**

FIELD BOOK#: 2 DATE: 7/26/2012

Monitor Well Number	Location	Total Well Depth (ft)	Water Level Indicator	Sampler	Time	Depth to Static Water Level (ft)	Sounding	PID Reading (above bkgrnd)
DA2mw-114	Demo.Area		1266	MLL	9:47	5.73		0
	Cmt:Good,							
DA2mw-115	Demo.Area		qed	CAL	9:54	9.77		0
	Cmt:Good,							
DA2mw-108	Demo.Area		05769	KA	10:19	7.05		0
	Cmt:Good,							
DET-003	Demo.Area		122-100	EC	10:25	9.85		0
	Cmt:Good,							
LL10mw-003	Loadline 10		qed	CAL	8:32	21.62		0
	Cmt:Good,							
LL12mw-246	Loadline 12		1266	MLL	8:20	17.28		0
	Cmt:Good,							
LL12mw-242	Loadline 12		122-100	EC	8:25	10.97		0
	Cmt:Good,							
LL12mw-187	Loadline 12		05769	KA	8:41	10.89		0
	Cmt:Good,							

Purge/Sample Records

EQM MONITOR WELL PURGING FORM

PROJECT NAME: **RVAAP** PROJECT NUMBER: **030174.0016.001**

LOCATION: BUILDING 120 DATE: 7/25/2012 START TIME: 10:15

WELL ID: B12mw-012

WELL DEPTH: _____ INITIAL WATER LEVEL: 18.77

WELL DIAMETER 2 in. SCREEN INTERVAL: 12 - 22

PUMP/PURGING DEVICE: BP - BLADDER PUMP PUMP INTAKE DEPTH: 20.0

PUMP READINGS: Throttle: 30 Recharge: 10 Discharge: 5

COMMENTS Clear Odor:None

TIME	WATER LEVEL (btoc)	PURGE RATE L/min)	VOLUME PURGED (L)	TEMP. (°C)	SPECIFIC CONDUCT. (mS/cm)	DO (mg/L)	pH	Turb (NTU)	ORP (mV)
10:30	19.12	0.1	0.2	13.95	0.614	6.97	5.91	521	164
10:33	19.30	0.1	0.3	13.88	0.608	6.19	5.91	266	163
10:36	19.51	0.1	0.3	13.62	0.604	5.98	5.86	244	162
10:39	19.63	0.1	0.3	13.55	0.6	5.89	5.86	237	161

Note: Condition of the well: See STATIC WATER LEVEL FORM

Field Personnel: EC

EQM FIELD SAMPLING REPORT

PROJECT: **RVAAP** LOCATION: **BUILDING 120** PROJECT NO.: **030174.0016.001**

SAMPLE INFORMATION

WELL: B12mw-012 SampleID: FWGB12mw-012C-0066-GW/GF DuplID:

SplitID: RinseID:

MATRIX: WG - Ground Water SAMPLING METHOD: BP - Bladder Pump MS/MSD: N

GRAB: Y COMPOSITE: N DATE: 7/25/2012 TIME: 10:45

FIELD READINGS / OBSERVATIONS

	Turb (NTU):	219	Color:	Clear
	ORP (mV):	161	Odor:	None

pH: 5.84 Temperature (°C): 13.34 DO (mg/L): 5.86 Specific Conductivity (mS/cm): 0.599

GENERAL INFORMATION

SUN/OVERCAST Sunny PERCIPITATION: N WIND DIRECTION: NW AMBIENT TEMP (°F): 70

SHIPPED VIA: Lab Pickup

SHIPPED TO: TestAmerica

SAMPLER: EC Cmt:

CONTAINER		PRESERVATIVE	ANALYTICAL METHOD	ANALYSIS
SIZE/TYPE	*NUMBER*			
1L/Amber	2	4C	8270	SVOC
1L/Poly	1	HNO3	6010/6020/7470	Metals

EQM MONITOR WELL PURGING FORM

PROJECT NAME: **RVAAP** PROJECT NUMBER: **030174.0016.001**

LOCATION: BUILDING 120 DATE: 7/25/2012 START TIME: 11:00

WELL ID: B12mw-013

WELL DEPTH: _____ INITIAL WATER LEVEL: 19.26

WELL DIAMETER 2 in. SCREEN INTERVAL: 11.5 - 21.5

PUMP/PURGING DEVICE: BP - BLADDER PUMP PUMP INTAKE DEPTH: 19.5

PUMP READINGS: Throttle: 35 Recharge: 10 Discharge: 5

COMMENTS FALLEN TREE CLOSE TO WELL-NEEDS REMOVED Clear Odor:None

TIME	WATER LEVEL (btoc)	PURGE RATE L/min)	VOLUME PURGED (L)	TEMP. (°C)	SPECIFIC CONDUCT. (mS/cm)	DO (mg/L)	pH	Turb (NTU)	ORP (mV)
11:15	19.53	0.1	0.2	13.93	0.372	5.55	5.87	248	143
11:18	19.61	0.1	0.3	13.59	0.372	5.29	5.82	278	141
11:21	19.67	0.1	0.3	13.47	0.372	5.16	5.78	267	139
11:24	19.73	0.1	0.3	13.34	0.373	5.03	5.75	237	137

Note: Condition of the well: See STATIC WATER LEVEL FORM

Field Personnel: EC

EQM FIELD SAMPLING REPORT

PROJECT: **RVAAP** LOCATION: **BUILDING 120** PROJECT NO.: **030174.0016.001**

SAMPLE INFORMATION

WELL: B12mw-013 SampleID: FWGB12mw-013-0067-GW/GF DuplID:

SplitID: RinseID:

MATRIX: WG - Ground Water SAMPLING METHOD: BP - Bladder Pump MS/MSD: N

GRAB: Y COMPOSITE: N DATE: 7/25/2012 TIME: 11:30

FIELD READINGS / OBSERVATIONS

	Turb (NTU):	222	Color:	Clear
	ORP (mV):	136	Odor:	None

pH: 5.74 Temperature (°C): 13.41 DO (mg/L): 4.98 Specific Conductivity (mS/cm): 0.372

GENERAL INFORMATION

SUN/OVERCAST Sunny PERCIPITATION: N WIND DIRECTION: NW AMBIENT TEMP (°F): 73

SHIPPED VIA: Lab PU/FedEx

SHIPPED TO: Multiple Labs

SAMPLER: EC Cmt:

CONTAINER		PRESERVATIVE	ANALYTICAL METHOD	ANALYSIS
SIZE/TYPE	*NUMBER*			
1L/Amber	2	4C	353.2/8330	Propellants
1L/Amber	2	4C	8081	Pest
1L/Poly	1	HNO3	6010/6020/7470	Metals
1L/Amber	1	4C	8330	Explo
1L/Amber	2	4C	8082	PCB
250ml/Poly	1	4C	218.6	Hex. Chrom.
40ml/Vial	3	HCl	8260	VOC
250ml/Poly	1	NaOH	9012	Cyanide
1L/Amber	2	4C	8270	SVOC

EQM MONITOR WELL PURGING FORM

PROJECT NAME: **RVAAP** PROJECT NUMBER: **030174.0016.001**

LOCATION: BACKGROUN DATE: 7/24/2012 START TIME: 13:59

WELL ID: BKGmw-005

WELL DEPTH: INITIAL WATER LEVEL: 14.83

WELL DIAMETER 2 in. SCREEN INTERVAL: 8.2 - 18.2

PUMP/PURGING DEVICE: BP - BLADDER PUMP PUMP INTAKE DEPTH: 16.2

PUMP READINGS: Throttle: 75 Recharge: 10 Discharge: 5

COMMENTS Clear Odor:None

TIME	WATER LEVEL (btoc)	PURGE RATE L/min)	VOLUME PURGED (L)	TEMP. (°C)	SPECIFIC CONDUCT. (mS/cm)	DO (mg/L)	pH	Turb (NTU)	ORP (mV)
14:00	14.83	0.2	0.2	14.44	0.684	9.85	6.81	351	164
14:03	15.14	0.2	0.6	13.34	0.701	9.08	6.72	396	163
14:06	15.40	0.2	0.6	12.85	0.7	8.71	6.66	352	165
14:09	15.10	0.2	0.6	12.71	0.687	8.62	6.6	300	166
14:12	15.20	0.2	0.6	12.54	0.698	8.49	6.56	270	169

Note: Condition of the well: See STATIC WATER LEVEL FORM

Field Personnel: KA

EQM FIELD SAMPLING REPORT

PROJECT: **RVAAP** LOCATION: **BACKGROUN** PROJECT NO.: **030174.0016.001**

SAMPLE INFORMATION

WELL: BKGmw-005 SampleID: FWGBKGmw-005C-0068-GW/GF DupIID: FWGBKGmw-DUP1-0139-GW

SplitID: _____ RinseID: _____

MATRIX: WG - Ground Water SAMPLING METHOD: BP - Bladder Pump MS/MSD: N

GRAB: Y COMPOSITE: N DATE: 7/24/2012 TIME: 14:19

FIELD READINGS / OBSERVATIONS

	Turb (NTU):	245	Color:	Clear
	ORP (mV):	169	Odor:	None

pH: 6.51 Temperature (°C): 12.51 DO (mg/L): 8.45 Specific Conductivity (mS/cm): 0.699

GENERAL INFORMATION

SUN/OVERCAST Sunny PERCIPITATION: N WIND DIRECTION: SW AMBIENT TEMP (°F): 89

SHIPPED VIA: Lab Pickup

SHIPPED TO: Testamerica

SAMPLER: KA Cmt: Alpha Beta Gamma samples collected for parent and dup & dup = rad only

CONTAINER		PRESERVATIVE	ANALYTICAL METHOD	ANALYSIS
SIZE/TYPE	*NUMBER*			
1L/Amber	2	4C	8082	PCB
1L/Amber	2	4C	8270	SVOC
1L/Amber	2	4C	8081	Pest
40ml/Vial	3	HCl	8260	VOC
1L/Amber	2	4C	8330	Explo
1L/Poly	1	HNO3	6010/6020/7470	Metals
1L/Amber	1	4C	353.2/8330	Propellants

EQM MONITOR WELL PURGING FORM

PROJECT NAME: **RVAAP** PROJECT NUMBER: **030174.0016.001**

LOCATION: BACKGROUN DATE: 7/25/2012 START TIME: 8:54

WELL ID: BKGmw-021

WELL DEPTH: INITIAL WATER LEVEL: 15.35

WELL DIAMETER 2 in. SCREEN INTERVAL: 7.7 - 17.8

PUMP/PURGING DEVICE: BP - BLADDER PUMP PUMP INTAKE DEPTH: 15.8

PUMP READINGS: Throttle: 50 Recharge: 10 Discharge: 5

COMMENTS Clear Odor:None

TIME	WATER LEVEL (btoc)	PURGE RATE L/min)	VOLUME PURGED (L)	TEMP. (°C)	SPECIFIC CONDUCT. (mS/cm)	DO (mg/L)	pH	Turb (NTU)	ORP (mV)
8:57	15.36	0.1	0.2	14.41	0.63	9.74	6.61	127	226
9:00	15.80	0.1	0.3	13.73	0.613	10.61	6.63	184	227
9:03	16.20	0.1	0.3	13.45	0.596	10	6.55	162	230
9:06	16.47	0.1	0.3	13.33	0.596	9.96	6.53	143	233
9:09	16.50	0.1	0.3	13.2	0.591	9.85	6.5	129	235
9:12	16.78	0.1	0.3	13.21	0.586	9.74	6.49	114	236
9:15	16.74	0.1	0.3	13.23	0.586	9.72	6.49	111	237

Note: Condition of the well: See STATIC WATER LEVEL FORM

Field Personnel: AD

EQM FIELD SAMPLING REPORT

PROJECT: **RVAAP** LOCATION: **BACKGROUN** PROJECT NO.: **030174.0016.001**

SAMPLE INFORMATION

WELL: BKGmw-021 SampleID: FWGBKGmw-021C-0069-GW/GF DuplID:

SplitID: RinseID:

MATRIX: WG - Ground Water SAMPLING METHOD: BP - Bladder Pump MS/MSD: N

GRAB: Y COMPOSITE: N DATE: 7/25/2012 TIME: 9:23

FIELD READINGS / OBSERVATIONS

	Turb (NTU):	96.6	Color:	Clear
	ORP (mV):	237	Odor:	None

pH: 6.5 Temperature (°C): 13.23 DO (mg/L): 9.69 Specific Conductivity (mS/cm): 0.582

GENERAL INFORMATION

SUN/OVERCAST Sunny PERCIPITATION: N WIND DIRECTION: E AMBIENT TEMP (°F): 65

SHIPPED VIA: Lab Pickup

SHIPPED TO: Testamerica

SAMPLER: AD Cmt:

CONTAINER		PRESERVATIVE	ANALYTICAL METHOD	ANALYSIS
SIZE/TYPE	*NUMBER*			
1L/Poly	1	HNO3	6010/6020/7470	Metals
40ml/Vial	3	HCl	8260	VOC
1L/Amber	2	4C	8270	SVOC
1L/Amber	2	4C	8081	Pest
1L/Amber	2	4C	8082	PCB
1L/Amber	2	4C	8330	Explo
1L/Amber	1	4C	353.2/8330	Propellants

EQM MONITOR WELL PURGING FORM

PROJECT NAME: **RVAAP** PROJECT NUMBER: **030174.0016.001**

LOCATION: C-BLOCK QUA DATE: 7/25/2012 START TIME: 8:45

WELL ID: CBLmw-002

WELL DEPTH: _____ INITIAL WATER LEVEL: 38.02

WELL DIAMETER 2 in. SCREEN INTERVAL: 34.5 - 44.5

PUMP/PURGING DEVICE: BP - BLADDER PUMP PUMP INTAKE DEPTH: 42.5

PUMP READINGS: Throttle: 60 Recharge: 12 Discharge: 3

COMMENTS Clear Odor:None

TIME	WATER LEVEL (btoc)	PURGE RATE L/min)	VOLUME PURGED (L)	TEMP. (°C)	SPECIFIC CONDUCT. (mS/cm)	DO (mg/L)	pH	Turb (NTU)	ORP (mV)
8:52	38.05	0.225	0.5	12.78	4.65	8.1	4.74	155	235
8:55	38.07	0.225	0.675	12.04	0.452	7.71	4.79	137	238
8:58	38.06	0.225	0.675	11.73	0.445	7.65	4.81	126	239
9:01	38.06	0.225	0.675	11.55	0.441	7.63	4.82	110	240

Note: Condition of the well: See STATIC WATER LEVEL FORM

Field Personnel: CAL

EQM FIELD SAMPLING REPORT

PROJECT: **RVAAP** LOCATION: **C-BLOCK QU** PROJECT NO.: **030174.0016.001**

SAMPLE INFORMATION

WELL: CBLmw-002 SampleID: FWGCBLmw-002C-0066-GW/GF DuplID:

SplitID: RinseID:

MATRIX: WG - Ground Water SAMPLING METHOD: BP - Bladder Pump MS/MSD: N

GRAB: Y COMPOSITE: N DATE: 7/25/2012 TIME: 9:38

FIELD READINGS / OBSERVATIONS

	Turb (NTU):	89.1	Color:	Clear
	ORP (mV):	241	Odor:	None

pH: 4.83 Temperature (°C): 11.49 DO (mg/L): 7.68 Specific Conductivity (mS/cm): 0.437

GENERAL INFORMATION

SUN/OVERCAST Overcast PERCIPITATION: N WIND DIRECTION: W AMBIENT TEMP (°F): 80

SHIPPED VIA: Lab PU/FedEx

SHIPPED TO: Multiple Labs

SAMPLER: CAL Cmt:

CONTAINER		PRESERVATIVE	ANALYTICAL METHOD	ANALYSIS
SIZE/TYPE	*NUMBER*			
250ml/Poly	1	4C	218.6	Hex. Chrom.
1L/Amber	2	4C	8082	PCB
1L/Amber	2	4C	8270	SVOC

EQM MONITOR WELL PURGING FORM

PROJECT NAME: **RVAAP** PROJECT NUMBER: **030174.0016.001**

LOCATION: C-BLOCK QUA DATE: 7/24/2012 START TIME: 16:24

WELL ID: CBLmw-005

WELL DEPTH: 24.45 INITIAL WATER LEVEL: 24.45

WELL DIAMETER 2 in. SCREEN INTERVAL: 22 - 30

PUMP/PURGING DEVICE: BP - BLADDER PUMP PUMP INTAKE DEPTH: 28.0

PUMP READINGS: Throttle: 50 Recharge: 12 Discharge: 3

COMMENTS Clear Odor:None

TIME	WATER LEVEL (btoc)	PURGE RATE L/min)	VOLUME PURGED (L)	TEMP. (°C)	SPECIFIC CONDUCT. (mS/cm)	DO (mg/L)	pH	Turb (NTU)	ORP (mV)
16:26	24.45	0.3	0.5	17.21	0.434	6.62	5.66	135	195
16:29	24.46	0.3	0.9	15.95	0.42	5.93	5.2	129	208
16:32	24.49	0.3	0.9	15.76	0.417	5.79	5.12	116	210
16:35	24.54	0.3	0.9	15.52	0.416	5.77	5.1	112	213
16:38	24.57	0.3	0.9	15.51	0.417	5.7	5.1	118	213

Note: Condition of the well: See STATIC WATER LEVEL FORM

Field Personnel: CAL

EQM FIELD SAMPLING REPORT

PROJECT: **RVAAP** LOCATION: **C-BLOCK QU** PROJECT NO.: **030174.0016.001**

SAMPLE INFORMATION

WELL: CBLmw-005 SampleID: FWGCBLmw-005-0071-GW/GF DuplID:

SplitID: RinseID:

MATRIX: WG - Ground Water SAMPLING METHOD: BP - Bladder Pump MS/MSD: N

GRAB: Y COMPOSITE: N DATE: 7/24/2012 TIME: 16:42

FIELD READINGS / OBSERVATIONS

	Turb (NTU):	113	Color:	Clear
	ORP (mV):	214	Odor:	None

pH: 5.08 Temperature (°C): 15.42 DO (mg/L): 5.59 Specific Conductivity (mS/cm): 0.42

GENERAL INFORMATION

SUN/OVERCAST Overcast PERCIPITATION: N WIND DIRECTION: S AMBIENT TEMP (°F): 85

SHIPPED VIA: Lab PU/FedEx

SHIPPED TO: Multiple Labs

SAMPLER: CAL Cmt:

CONTAINER		PRESERVATIVE	ANALYTICAL METHOD	ANALYSIS
SIZE/TYPE	*NUMBER*			
1L/Amber	1	4C	8330	Explo
1L/Amber	2	4C	8270	SVOC
40ml/Vial	3	HCl	8260	VOC
1L/Amber	2	4C	8082	PCB
1L/Amber	2	4C	353.2/8330	Propellants
250ml/Poly	1	NaOH	9012	Cyanide
1L/Poly	1	HNO3	6010/6020/7470	Metals
1L/Amber	2	4C	8081	Pest
250ml/Poly	1	4C	218.6	Hex. Chrom.

EQM MONITOR WELL PURGING FORM

PROJECT NAME: **RVAAP** PROJECT NUMBER: **030174.0016.001**

LOCATION: CENTRAL BUR DATE: 7/24/2012 START TIME: 12:30

WELL ID: CBPmw-002

WELL DEPTH: INITIAL WATER LEVEL: 8.67

WELL DIAMETER 2 in. SCREEN INTERVAL: 19.5 - 29.5

PUMP/PURGING DEVICE: BP - BLADDER PUMP PUMP INTAKE DEPTH: 27.5

PUMP READINGS: Throttle: 35 Recharge: 10 Discharge: 5

COMMENTS EQUIP MALFUNCTION-BAD CONTROLLER-replace & continue cloudy Odor:None

TIME	WATER LEVEL (btoc)	PURGE RATE L/min)	VOLUME PURGED (L)	TEMP. (°C)	SPECIFIC CONDUCT. (mS/cm)	DO (mg/L)	pH	Turb (NTU)	ORP (mV)
13:45	10.52	0.2	0.2	12.99	1.74	12.77	7.03	565	-104
13:48	11.02	0.2	0.6	14.85	1.65	10.09	6.96	548	-104
13:51	11.23	0.2	0.6	14.91	1.66	9.14	6.93	469	-106
13:54	11.43	0.2	0.6	15.17	1.66	8.78	6.95	449	-109
13:57	11.56	0.2	0.6	15.4	1.65	8.56	6.96	445	-111
14:00	11.67	0.2	0.6	15.5	1.66	8.55	6.97	450	-112

Note: Condition of the well: See STATIC WATER LEVEL FORM

Field Personnel: EC

EQM FIELD SAMPLING REPORT

PROJECT: **RVAAP** LOCATION: **CENTRAL BU** PROJECT NO.: **030174.0016.001**

SAMPLE INFORMATION

WELL: CBPmw-002 SampleID: FWGCBPmw-002C-0072-GW/GF DuplID:

SplitID: RinseID:

MATRIX: WG - Ground Water SAMPLING METHOD: BP - Bladder Pump MS/MSD: N

GRAB: Y COMPOSITE: N DATE: 7/24/2012 TIME: 14:10

FIELD READINGS / OBSERVATIONS

	Turb (NTU): 448	Color:	cloudy
	ORP (mV): -114	Odor:	None

pH: 6.97 Temperature (°C): 15.96 DO (mg/L): 8.41 Specific Conductivity (mS/cm): 1.64

GENERAL INFORMATION

SUN/OVERCAST Sunny PERCIPITATION: N WIND DIRECTION: NW AMBIENT TEMP (°F): 85

SHIPPED VIA: Lab Pickup

SHIPPED TO: TestAmerica

SAMPLER: EC Cmt:

CONTAINER		PRESERVATIVE	ANALYTICAL METHOD	ANALYSIS
SIZE/TYPE	*NUMBER*			
1L/Poly	1	HNO3	6010/6020/7470	Metals
1L/Amber	2	4C	8082	PCB
1L/Amber	2	4C	8081	Pest
1L/Amber	2	4C	8270	SVOC

EQM MONITOR WELL PURGING FORM

PROJECT NAME: **RVAAP** PROJECT NUMBER: **030174.0016.001**

LOCATION: CENTRAL BUR DATE: 7/24/2012 START TIME: 14:30

WELL ID: CBPmw-009

WELL DEPTH: INITIAL WATER LEVEL: 10.24

WELL DIAMETER 2 in. SCREEN INTERVAL: 54 - 64

PUMP/PURGING DEVICE: BP - BLADDER PUMP PUMP INTAKE DEPTH: 62.0

PUMP READINGS: Throttle: 100 Recharge: 10 Discharge: 5

COMMENTS Clear Odor:None

TIME	WATER LEVEL (btoc)	PURGE RATE L/min)	VOLUME PURGED (L)	TEMP. (°C)	SPECIFIC CONDUCT. (mS/cm)	DO (mg/L)	pH	Turb (NTU)	ORP (mV)
14:45	11.51	0.2	0.2	14.52	0.652	12.28	7.31	296	-128
14:48	11.53	0.2	0.6	14.3	0.623	11.02	7.15	292	-124
14:51	11.54	0.2	0.6	14.01	0.621	10.47	7.05	287	-123
14:54	11.54	0.2	0.6	14.05	0.623	10.02	6.99	280	-121
14:57	11.54	0.2	0.6	13.88	0.624	9.84	6.95	280	-120
15:00	11.54	0.2	0.6	13.93	0.621	9.65	6.93	280	-119
15:03	11.54	0.2	0.6	13.77	0.621	9.52	6.92	281	-120
15:06	11.54	0.2	0.6	13.94	0.621	9.42	6.93	281	-121

Note: Condition of the well: See STATIC WATER LEVEL FORM

Field Personnel: EC

EQM FIELD SAMPLING REPORT

PROJECT: **RVAAP** LOCATION: **CENTRAL BU** PROJECT NO.: **030174.0016.001**

SAMPLE INFORMATION

WELL: CBPmw-009 SampleID: FWGCBPmw-009-0073-GW/GF DuplID: FWGCBPmw-DUP2-0140-GW/GF

SplitID: FWGCBPmw-009-0147s-GW/GF RinseID:

MATRIX: WG - Ground Water SAMPLING METHOD: BP - Bladder Pump MS/MSD: N

GRAB: Y COMPOSITE: N DATE: 7/24/2012 TIME: 15:20

FIELD READINGS / OBSERVATIONS

	Turb (NTU): 292	Color:	Clear
	ORP (mV): -125	Odor:	None

pH: 7 Temperature (°C): 13.71 DO (mg/L): 9.45 Specific Conductivity (mS/cm): 0.622

GENERAL INFORMATION

SUN/OVERCAST Sunny PERCIPITATION: N WIND DIRECTION: NW AMBIENT TEMP (°F): 85

SHIPPED VIA: Lab PU/FedEx

SHIPPED TO: Multiple Labs

SAMPLER: EC Cmt:

CONTAINER		PRESERVATIVE	ANALYTICAL METHOD	ANALYSIS
SIZE/TYPE	*NUMBER*			
40ml/Vial	9	HCl	8260	VOC
1L/Amber	6	4C	8270	SVOC
1L/Amber	6	4C	8081	Pest
1L/Amber	3	4C	8330	Explo
250ml/Poly	3	4C	218.6	Hex. Chrom.
250ml/Poly	3	NaOH	9012	Cyanide
1L/Poly	3	HNO3	6010/6020/7470	Metals
1L/Amber	6	4C	353.2/8330	Propellants
1L/Amber	6	4C	8082	PCB

EQM MONITOR WELL PURGING FORM

PROJECT NAME: **RVAAP** PROJECT NUMBER: **030174.0016.001**

LOCATION: DEMO.AREA 2 DATE: 7/26/2012 START TIME: 10:19

WELL ID: DA2mw-108

WELL DEPTH: INITIAL WATER LEVEL: 7.05

WELL DIAMETER 2 in. SCREEN INTERVAL: 9.3 - 14.3

PUMP/PURGING DEVICE: BP - BLADDER PUMP PUMP INTAKE DEPTH: 12.3

PUMP READINGS: Throttle: 50 Recharge: 10 Discharge: 5

COMMENTS Clear Odor:None

TIME	WATER LEVEL (btoc)	PURGE RATE L/min)	VOLUME PURGED (L)	TEMP. (°C)	SPECIFIC CONDUCT. (mS/cm)	DO (mg/L)	pH	Turb (NTU)	ORP (mV)
10:22	7.20	0.2	0.2	16.3	2.13	7.57	6.67	180	11
10:25	7.24	0.2	0.6	16.2	2.01	7.32	6.5	156	12
10:28	7.25	0.2	0.6	16.1	1.87	6.86	6.43	146	13
10:31	7.28	0.2	0.6	16	1.9	6.7	6.39	146	14
10:34	7.26	0.2	0.6	15.9	1.91	6.57	6.37	136	15

Note: Condition of the well: See STATIC WATER LEVEL FORM

Field Personnel: KA

EQM FIELD SAMPLING REPORT

PROJECT: **RVAAP** LOCATION: **DEMO.AREA** PROJECT NO.: **030174.0016.001**

SAMPLE INFORMATION

WELL: DA2mw-108 SampleID: FWGDA2mw-108C-0074-GW/GF DuplID:

SplitID: RinseID:

MATRIX: WG - Ground Water SAMPLING METHOD: BP - Bladder Pump MS/MSD: N

GRAB: Y COMPOSITE: N DATE: 7/26/2012 TIME: 10:43

FIELD READINGS / OBSERVATIONS

	Turb (NTU):	116	Color:	Clear
	ORP (mV):	17	Odor:	None

pH: 6.35 Temperature (°C): 16.2 DO (mg/L): 6.36 Specific Conductivity (mS/cm): 2

GENERAL INFORMATION

SUN/OVERCAST Overcast PERCIPITATION: N WIND DIRECTION: E AMBIENT TEMP (°F): 84

SHIPPED VIA: Lab Pickup

SHIPPED TO: Testamerica

SAMPLER: AD Cmt:

CONTAINER		PRESERVATIVE	ANALYTICAL METHOD	ANALYSIS
SIZE/TYPE	*NUMBER*			
1L/Amber	2	4C	353.2/8330	Propellants
1L/Poly	1	HNO3	6010/6020/7470	Metals
1L/Amber	1	4C	8330	Explo
1L/Amber	2	4C	8270	SVOC
1L/Amber	2	4C	8082	PCB
250ml/Poly	1	4C	218.6	Hex. Chrom.

EQM MONITOR WELL PURGING FORM

PROJECT NAME: **RVAAP** PROJECT NUMBER: **030174.0016.001**

LOCATION: DEMO.AREA 2 DATE: 7/26/2012 START TIME: 9:47

WELL ID: DA2mw-114

WELL DEPTH: INITIAL WATER LEVEL: 5.73

WELL DIAMETER 2 in. SCREEN INTERVAL: 11.5 - 21.5

PUMP/PURGING DEVICE: BP - BLADDER PUMP PUMP INTAKE DEPTH: 19.5

PUMP READINGS: Throttle: 60 Recharge: 10 Discharge: 5

COMMENTS Clear Odor:None

TIME	WATER LEVEL (btoc)	PURGE RATE L/min)	VOLUME PURGED (L)	TEMP. (°C)	SPECIFIC CONDUCT. (mS/cm)	DO (mg/L)	pH	Turb (NTU)	ORP (mV)
9:54	6.09	0.4	0.25	14.16	0.9	1.41	6.96	221	-70
9:57	6.40	0.4	1.2	13.02	0.999	0	6.84	187	-68
10:00	6.25	0.3	0.9	13.43	0.999	0	6.92	148	-69
10:03	6.20	0.3	0.9	13.32	0.999	0	6.86	107	-70

Note: Condition of the well: See STATIC WATER LEVEL FORM

Field Personnel: MLL

EQM FIELD SAMPLING REPORT

PROJECT: **RVAAP** LOCATION: **DEMO.AREA** PROJECT NO.: **030174.0016.001**

SAMPLE INFORMATION

WELL: DA2mw-114 SampleID: FWGDA2mw-114C-0075-GW/GF DuplID:

SplitID: RinseID:

MATRIX: WG - Ground Water SAMPLING METHOD: BP - Bladder Pump MS/MSD: N

GRAB: Y COMPOSITE: N DATE: 7/26/2012 TIME: 10:11

FIELD READINGS / OBSERVATIONS

	Turb (NTU):	107	Color:	Clear
	ORP (mV):	-71	Odor:	None

pH: 6.87 Temperature (°C): 14.1 DO (mg/L): 0 Specific Conductivity (mS/cm): 0.9

GENERAL INFORMATION

SUN/OVERCAST Sunny PERCIPITATION: N WIND DIRECTION: W AMBIENT TEMP (°F): 80

SHIPPED VIA: Lab PU/FedEx

SHIPPED TO: Multiple Labs

SAMPLER: MLL Cmt:

CONTAINER		PRESERVATIVE	ANALYTICAL METHOD	ANALYSIS
SIZE/TYPE	*NUMBER*			
1L/Amber	2	4C	8270	SVOC
1L/Amber	2	4C	8081	Pest
1L/Amber	2	4C	8082	PCB
1L/Amber	1	4C	8330	Explo
250ml/Poly	1	NaOH	9012	Cyanide
1L/Amber	2	4C	353.2/8330	Propellants
250ml/Poly	1	4C	218.6	Hex. Chrom.
1L/Poly	1	HNO3	6010/6020/7470	Metals
40ml/Vial	3	HCl	8260	VOC

EQM MONITOR WELL PURGING FORM

PROJECT NAME: **RVAAP** PROJECT NUMBER: **030174.0016.001**

LOCATION: DEMO.AREA 2 DATE: 7/26/2012 START TIME: 9:54

WELL ID: DA2mw-115

WELL DEPTH: _____ INITIAL WATER LEVEL: 9.77

WELL DIAMETER 2 in. SCREEN INTERVAL: _____ - _____

PUMP/PURGING DEVICE: BP - BLADDER PUMP PUMP INTAKE DEPTH: 0.0

PUMP READINGS: Throttle: 70 Recharge: 12 Discharge: 3

COMMENTS Clear Odor:None

TIME	WATER LEVEL (btoc)	PURGE RATE L/min)	VOLUME PURGED (L)	TEMP. (°C)	SPECIFIC CONDUCT. (mS/cm)	DO (mg/L)	pH	Turb (NTU)	ORP (mV)
10:02	9.13	0.2	0.3	15.6	0.9	0.35	6.72	86.1	3
10:04	9.20	0.2	0.4	14.55	1.48	0	6.82	112	-15
10:07	9.20	0.2	0.6	14.4	1.08	0	6.85	111	-20
10:10	9.20	0.2	0.6	14.15	1.02	0	6.86	105	-23
10:13	9.20	0.2	0.6	13.99	0.99	0	6.88	74.1	0
10:16	9.20	0.2	0.6	13.96	0.99	0	6.88	70.5	-29

Note: Condition of the well: See STATIC WATER LEVEL FORM

Field Personnel: CAL

EQM FIELD SAMPLING REPORT

PROJECT: **RVAAP** LOCATION: **DEMO.AREA** PROJECT NO.: **030174.0016.001**

SAMPLE INFORMATION

WELL: DA2mw-115 SampleID: FWGDA2mw-115-0076-GW/GF DuplID:

SplitID: RinseID:

MATRIX: WG - Ground Water SAMPLING METHOD: BP - Bladder Pump MS/MSD: N

GRAB: Y COMPOSITE: N DATE: 7/26/2012 TIME: 10:18

FIELD READINGS / OBSERVATIONS

	Turb (NTU):	73.5	Color:	Clear
	ORP (mV):	-31	Odor:	None

pH: 6.87 Temperature (°C): 14.33 DO (mg/L): 0 Specific Conductivity (mS/cm): 0.9

GENERAL INFORMATION

SUN/OVERCAST Overcast PERCIPITATION: N WIND DIRECTION: W AMBIENT TEMP (°F): 85

SHIPPED VIA: Lab PU/FedEx

SHIPPED TO: Multiple Labs

SAMPLER: CAL Cmt: 1122 for dup

CONTAINER		PRESERVATIVE	ANALYTICAL METHOD	ANALYSIS
SIZE/TYPE	*NUMBER*			
250ml/Poly	3	4C	218.6	Hex. Chrom.
1L/Amber	6	4C	8270	SVOC
1L/Poly	3	HNO3	6010/6020/7470	Metals
40ml/Vial	9	HCl	8260	VOC
1L/Amber	3	4C	8330	Explo
1L/Amber	5	4C	8082	PCB
1L/Amber	5	4C	8081	Pest
250ml/Poly	3	NaOH	9012	Cyanide
1L/Amber	6	4C	353.2/8330	Propellants

EQM MONITOR WELL PURGING FORM

PROJECT NAME: **RVAAP** PROJECT NUMBER: **030174.0016.001**

LOCATION: DEMO.AREA 2 DATE: 7/26/2012 START TIME: 10:25

WELL ID: DET-003

WELL DEPTH: INITIAL WATER LEVEL: 9.85

WELL DIAMETER 2 in. SCREEN INTERVAL: 7 - 12

PUMP/PURGING DEVICE: BP - BLADDER PUMP PUMP INTAKE DEPTH: 10.0

PUMP READINGS: Throttle: 50 Recharge: 12 Discharge: 3

COMMENTS Clear Odor:None

TIME	WATER LEVEL (btoc)	PURGE RATE L/min)	VOLUME PURGED (L)	TEMP. (°C)	SPECIFIC CONDUCT. (mS/cm)	DO (mg/L)	pH	Turb (NTU)	ORP (mV)
10:34	9.93	0.2	0.5	15.61	0.683	5.6	6.76	497	-118
10:37	9.93	0.2	0.6	15.49	0.681	5.27	6.72	371	-118
10:40	9.94	0.2	0.6	15.52	0.678	4.89	6.67	257	-115
10:43	9.94	0.2	0.6	15.52	0.68	4.7	6.6	183	-111
10:46	9.95	0.2	0.6	15.44	0.682	4.6	6.55	170	-109
10:49	9.95	0.2	0.6	15.47	0.681	4.58	6.55	164	-109

Note: Condition of the well: See STATIC WATER LEVEL FORM

Field Personnel: EC

EQM FIELD SAMPLING REPORT

PROJECT: **RVAAP** LOCATION: **DEMO.AREA** PROJECT NO.: **030174.0016.001**

SAMPLE INFORMATION

WELL: DET-003 SampleID: FWGDETmw-003C-0077-GW/GF DuplID:

SplitID: RinseID:

MATRIX: WG - Ground Water SAMPLING METHOD: BP - Bladder Pump MS/MSD: N

GRAB: Y COMPOSITE: N DATE: 7/26/2012 TIME: 11:00

FIELD READINGS / OBSERVATIONS

	Turb (NTU):	166	Color:	Clear
	ORP (mV):	-110	Odor:	None

pH: 6.55 Temperature (°C): 15.4 DO (mg/L): 4.56 Specific Conductivity (mS/cm): 0.682

GENERAL INFORMATION

SUN/OVERCAST Sunny PERCIPITATION: N WIND DIRECTION: W AMBIENT TEMP (°F): 85

SHIPPED VIA: Lab PU/FedEx

SHIPPED TO: Multiple Labs

SAMPLER: EC Cmt:

CONTAINER		PRESERVATIVE	ANALYTICAL METHOD	ANALYSIS
SIZE/TYPE	*NUMBER*			
40ml/Vial	3	HCl	8260	VOC
250ml/Poly	1	NaOH	9012	Cyanide
1L/Poly	1	HNO3	6010/6020/7470	Metals
1L/Amber	2	4C	353.2/8330	Propellants
250ml/Poly	1	4C	218.6	Hex. Chrom.
1L/Amber	2	4C	8270	SVOC
1L/Amber	2	4C	8081	Pest
1L/Amber	1	4C	8330	Explo
1L/Amber	2	4C	8082	PCB

EQM MONITOR WELL PURGING FORM

PROJECT NAME: **RVAAP** PROJECT NUMBER: **030174.0016.001**

LOCATION: DEMO.AREA 2 DATE: 7/25/2012 START TIME: 16:23

WELL ID: DET-004

WELL DEPTH: INITIAL WATER LEVEL: 11.1

WELL DIAMETER 2 in. SCREEN INTERVAL: 6 - 11

PUMP/PURGING DEVICE: B - BAILER PUMP INTAKE DEPTH: 9.0

PUMP READINGS: Throttle: 0 Recharge: 0 Discharge: 0

COMMENTS dry at 2 L Clear to tan Odor:None

TIME	WATER LEVEL (btoc)	PURGE RATE L/min)	VOLUME PURGED (L)	TEMP. (°C)	SPECIFIC CONDUCT. (mS/cm)	DO (mg/L)	pH	Turb (NTU)	ORP (mV)
16:25	8.39	0.11	0.5	17.88	0.98	12.27	6.43	46.8	161

Note: Condition of the well: See STATIC WATER LEVEL FORM

Field Personnel: CAL

EQM FIELD SAMPLING REPORT

PROJECT: **RVAAP** LOCATION: **DEMO.AREA** PROJECT NO.: **030174.0016.001**

SAMPLE INFORMATION

WELL: DET-004 SampleID: FWGDETmw-004C-0078-GW/GF DuplID:

SplitID: RinseID:

MATRIX: WG - Ground Water SAMPLING METHOD: B - Bailer MS/MSD: N

GRAB: Y COMPOSITE: N DATE: 7/25/2012 TIME: 16:52

FIELD READINGS / OBSERVATIONS

	Turb (NTU):	0	Color:	Clear to tan
	ORP (mV):	0	Odor:	None

pH: Temperature (°C): DO (mg/L): 0 Specific Conductivity (mS/cm):

GENERAL INFORMATION

SUN/OVERCAST Sunny PERCIPITATION: N WIND DIRECTION: S AMBIENT TEMP (°F): 85

SHIPPED VIA: Lab PU/FedEx

SHIPPED TO: Multiple Labs

SAMPLER: CAL Cmt: went dry during purge, recharged & grabbed some then wait overnight

CONTAINER		PRESERVATIVE	ANALYTICAL METHOD	ANALYSIS
SIZE/TYPE	*NUMBER*			
1L/Poly	1	HNO3	6010/6020/7470	Metals
250ml/Poly	1	NaOH	9012	Cyanide
1L/Amber	2	4C	353.2/8330	Propellants
1L/Amber	1	4C	8330	Explo
1L/Amber	1	4C	8082	PCB
1L/Amber	1	4C	8081	Pest
1L/Amber	2	4C	8270	SVOC
250ml/Poly	1	4C	7196A	Hex. Chrom.
40ml/Vial	3	HCl	8260	VOC

EQM MONITOR WELL PURGING FORM

PROJECT NAME: **RVAAP** PROJECT NUMBER: **030174.0016.001**

LOCATION: ERIE BURNIN DATE: 7/23/2012 START TIME: 9:24

WELL ID: EBGmw-125

WELL DEPTH: INITIAL WATER LEVEL: 12.85

WELL DIAMETER 2 in. SCREEN INTERVAL: 14 - 24

PUMP/PURGING DEVICE: BP - BLADDER PUMP PUMP INTAKE DEPTH: 22.0

PUMP READINGS: Throttle: 40 Recharge: 10 Discharge: 5

COMMENTS orange color Clear Odor:None

TIME	WATER LEVEL (btoc)	PURGE RATE L/min)	VOLUME PURGED (L)	TEMP. (°C)	SPECIFIC CONDUCT. (mS/cm)	DO (mg/L)	pH	Turb (NTU)	ORP (mV)
11:04	12.90	0.2	0.25	14.98	0.584	6.85	7.04	999	-102
11:07	12.86	0.2	0.6	14.94	0.578	6.53	7.04	999	-102
11:10	12.87	0.2	0.6	14.95	0.57	6.18	7.01	772	-96
11:13	12.87	0.2	0.6	14.98	0.56	5.88	6.95	587	-87
11:16	12.86	0.2	0.6	14.75	0.559	5.58	6.91	510	-81
11:19	12.87	0.2	0.6	14.89	0.553	5.35	6.89	425	-80
11:22	12.87	0.2	0.6	14.71	0.551	5.26	6.87	394	-79
11:25	12.86	0.2	0.6	14.98	0.545	5.25	6.86	330	-80

Note: Condition of the well: See STATIC WATER LEVEL FORM

Field Personnel: SS

EQM FIELD SAMPLING REPORT

PROJECT: **RVAAP** LOCATION: **ERIE BURNIN** PROJECT NO.: **030174.0016.001**

SAMPLE INFORMATION

WELL: EBGmw-125 SampleID: FWGEBGmw-125C-0079-GW/GF DuplID:

SplitID: RinseID:

MATRIX: WG - Ground Water SAMPLING METHOD: BP - Bladder Pump MS/MSD: N

GRAB: Y COMPOSITE: N DATE: 7/23/2012 TIME: 11:31

FIELD READINGS / OBSERVATIONS

	Turb (NTU):	345	Color:	Clear
	ORP (mV):	-80	Odor:	None

pH: 6.84 Temperature (°C): 17.41 DO (mg/L): 4.71 Specific Conductivity (mS/cm): 0.54

GENERAL INFORMATION

SUN/OVERCAST Overcast PERCIPITATION: N WIND DIRECTION: E AMBIENT TEMP (°F): 80

SHIPPED VIA: Lab Pickup

SHIPPED TO: Testamerica

SAMPLER: MLL Cmt:

CONTAINER		PRESERVATIVE	ANALYTICAL METHOD	ANALYSIS
SIZE/TYPE	*NUMBER*			
1L/Poly	1	HNO3	6010/6020/7470	Metals
1L/Amber	2	4C	8270	SVOC

EQM MONITOR WELL PURGING FORM

PROJECT NAME: **RVAAP** PROJECT NUMBER: **030174.0016.001**

LOCATION: ERIE BURNIN DATE: 7/23/2012 START TIME: 11:56

WELL ID: EBGmw-131

WELL DEPTH: INITIAL WATER LEVEL: 11.4

WELL DIAMETER 2 in. SCREEN INTERVAL: 63 - 73

PUMP/PURGING DEVICE: BP - BLADDER PUMP PUMP INTAKE DEPTH: 71.0

PUMP READINGS: Throttle: 100 Recharge: 10 Discharge: 5

COMMENTS clear Clear Odor:None

TIME	WATER LEVEL (btoc)	PURGE RATE L/min)	VOLUME PURGED (L)	TEMP. (°C)	SPECIFIC CONDUCT. (mS/cm)	DO (mg/L)	pH	Turb (NTU)	ORP (mV)
12:15	11.44	0.1	0.25	17.8	0.746	1.81	6.9	31.9	-38
12:18	11.40	0.1	0.3	18.33	0.741	3.16	6.85	33.2	-39
12:21	11.40	0.1	0.3	18.3	0.739	3.04	6.85	30.1	-41
12:24	11.40	0.1	0.3	18.44	0.737	2.79	6.84	33.3	-44
12:27	11.42	0.1	0.3	18.33	0.737	2.76	6.83	35.6	-44
12:30	11.43	0.1	0.3	18.36	0.737	2.67	6.84	37.9	-46

Note: Condition of the well: See STATIC WATER LEVEL FORM

Field Personnel: MLL

EQM FIELD SAMPLING REPORT

PROJECT: **RVAAP** LOCATION: **ERIE BURNIN** PROJECT NO.: **030174.0016.001**

SAMPLE INFORMATION

WELL: EBGmw-131 SampleID: FWGEBGmw-131-0080-GW/GF DuplID:

SplitID: RinseID:

MATRIX: WG - Ground Water SAMPLING METHOD: BP - Bladder Pump MS/MSD: N

GRAB: Y COMPOSITE: N DATE: 7/23/2012 TIME: 12:37

FIELD READINGS / OBSERVATIONS

	Turb (NTU): 42.1	Color:	Clear
	ORP (mV): -44	Odor:	None

pH: 6.82 Temperature (°C): 18.47 DO (mg/L): 2.58 Specific Conductivity (mS/cm): 0.736

GENERAL INFORMATION

SUN/OVERCAST Sunny PERCIPITATION: N WIND DIRECTION: W AMBIENT TEMP (°F): 90

SHIPPED VIA: Lab PU/FedEx

SHIPPED TO: Multiple Labs

SAMPLER: MLL Cmt:

CONTAINER		PRESERVATIVE	ANALYTICAL METHOD	ANALYSIS
SIZE/TYPE	*NUMBER*			
1L/Amber	2	4C	8082	PCB
250ml/Poly	1	NaOH	9012	Cyanide
1L/Amber	2	4C	353.2/8330	Propellants
1L/Amber	2	4C	8270	SVOC
1L/Poly	1	HNO3	6010/6020/7470	Metals
250ml/Poly	1	4C	218.6	Hex. Chrom.
1L/Amber	2	4C	8081	Pest
1L/Amber	1	4C	8330	Explo
40ml/Vial	3	HCl	8260	VOC

EQM MONITOR WELL PURGING FORM

PROJECT NAME: **RVAAP** PROJECT NUMBER: **030174.0016.001**

LOCATION: FACILITYWID DATE: 7/25/2012 START TIME: 11:19

WELL ID: FWGmw-001

WELL DEPTH: _____ INITIAL WATER LEVEL: 10.8

WELL DIAMETER 2 in. SCREEN INTERVAL: 10 - 20

PUMP/PURGING DEVICE: BP - BLADDER PUMP PUMP INTAKE DEPTH: 18.0

PUMP READINGS: Throttle: 50 Recharge: 10 Discharge: 5

COMMENTS high turb; emptied flothru after 1141 refilled to see if turbidity number could be attained Clear Odor:None

TIME	WATER LEVEL (btoc)	PURGE RATE L/min)	VOLUME PURGED (L)	TEMP. (°C)	SPECIFIC CONDUCT. (mS/cm)	DO (mg/L)	pH	Turb (NTU)	ORP (mV)
11:20	10.92	0.2	0.2	15.31	0.298	9.45	7.43	375	85
11:23	11.03	0.2	0.6	13.35	0.222	9	6.74	544	124
11:26	11.14	0.2	0.6	13.14	0.2	8.47	6.27	422	147
11:29	11.15	0.2	0.6	13.03	0.195	8.22	6.09	287	158
11:32	11.20	0.2	0.6	13.02	0.192	7.94	5.97	275	167
11:35	11.24	0.2	0.6	13	0.195	7.66	5.88	261	175
11:38	11.26	0.2	0.6	12.95	0.19	7.39	5.85	261	182
11:41	11.32	0.2	0.6	12.88	0.193	7.06	5.82	229	187
11:44	11.32	0.2	0.6	12.96	0.189	3.11	5.84	230	192
11:47	11.30	0.2	0.6	12.83	0.189	2.28	5.83	202	193
11:50	11.32	0.2	0.6	12.72	0.188	2.14	5.82	156	196
11:53	11.33	0.2	0.6	12.69	0.188	2.11	5.81	149	199

Note: Condition of the well: See STATIC WATER LEVEL FORM

Field Personnel: KA

EQM FIELD SAMPLING REPORT

PROJECT: **RVAAP** LOCATION: **FACILITYWI** PROJECT NO.: **030174.0016.001**

SAMPLE INFORMATION

WELL: FWGmw-001 SampleID: FWGFWGmw-001-0081-GW/GF DuplID:

SplitID: RinseID:

MATRIX: WG - Ground Water SAMPLING METHOD: BP - Bladder Pump MS/MSD: N

GRAB: Y COMPOSITE: N DATE: 7/25/2012 TIME: 12:03

FIELD READINGS / OBSERVATIONS

	Turb (NTU):	167	Color:	Clear
	ORP (mV):	197	Odor:	None

pH: 5.83 Temperature (°C): 12.68 DO (mg/L): 1.93 Specific Conductivity (mS/cm): 0.187

GENERAL INFORMATION

SUN/OVERCAST Sunny PERCIPITATION: N WIND DIRECTION: E AMBIENT TEMP (°F): 71

SHIPPED VIA: Lab Pickup

SHIPPED TO: Testamerica

SAMPLER: AD Cmt:

CONTAINER		PRESERVATIVE	ANALYTICAL METHOD	ANALYSIS
SIZE/TYPE	*NUMBER*			
250ml/Poly	1	NaOH	9012	Cyanide
250ml/Poly	1	4C	7196A	Hex. Chrom.
40ml/Vial	3	HCl	8260	VOC
1L/Amber	2	4C	8270	SVOC
1L/Amber	2	4C	8082	PCB
1L/Amber	2	4C	8081	Pest
1L/Amber	1	4C	8330	Explo
1L/Poly	1	HNO3	6010/6020/7470	Metals
1L/Amber	2	4C	353.2/8330	Propellants

EQM MONITOR WELL PURGING FORM

PROJECT NAME: **RVAAP** PROJECT NUMBER: **030174.0016.001**

LOCATION: FACILITYWID DATE: 7/25/2012 START TIME: 10:03

WELL ID: FWGmw-002

WELL DEPTH: INITIAL WATER LEVEL: 24.75

WELL DIAMETER 2 in. SCREEN INTERVAL: 60 - 70

PUMP/PURGING DEVICE: BP - BLADDER PUMP PUMP INTAKE DEPTH: 68.0

PUMP READINGS: Throttle: 150 Recharge: 10 Discharge: 5

COMMENTS Odor:None

TIME	WATER LEVEL (btoc)	PURGE RATE L/min)	VOLUME PURGED (L)	TEMP. (°C)	SPECIFIC CONDUCT. (mS/cm)	DO (mg/L)	pH	Turb (NTU)	ORP (mV)
10:08	25.09	0.2	0.2	11.77	0.393	0.89	8.32	-5	-243
10:11	25.21	0.2	0.6	11.56	0.394	0	8.2	-5	-244
10:14	25.21	0.2	0.6	11.39	0.393	0	8.11	934	-242
10:17	25.30	0.2	0.6	11.33	0.391	0	7.98	-5	-234
10:20	25.29	0.2	0.6	11.34	0.387	0	7.92	-5	-232
10:23	25.22	0.2	0.6	11.38	0.383	0	7.9	-5	-228

Note: Condition of the well: See STATIC WATER LEVEL FORM

Field Personnel: KA

EQM FIELD SAMPLING REPORT

PROJECT: **RVAAP** LOCATION: **FACILITYWI** PROJECT NO.: **030174.0016.001**

SAMPLE INFORMATION

WELL: FWGmw-002 SampleID: FWGFWGMW-002-0082-GW/GF DuplID:

SplitID: RinseID:

MATRIX: WG - Ground Water SAMPLING METHOD: BP - Bladder Pump MS/MSD: N

GRAB: Y COMPOSITE: N DATE: 7/25/2012 TIME: 10:29

FIELD READINGS / OBSERVATIONS

	Turb (NTU):	939	Color:	
	ORP (mV):	-228	Odor:	None

pH: 7.88 Temperature (°C): 11.29 DO (mg/L): 0 Specific Conductivity (mS/cm): 0.384

GENERAL INFORMATION

SUN/OVERCAST Sunny PERCIPITATION: N WIND DIRECTION: E AMBIENT TEMP (°F): 68

SHIPPED VIA: Lab Pickup

SHIPPED TO: Testamerica

SAMPLER: AD Cmt:

CONTAINER		PRESERVATIVE	ANALYTICAL METHOD	ANALYSIS
SIZE/TYPE	*NUMBER*			
250ml/Poly	1	NaOH	9012	Cyanide
1L/Poly	1	HNO3	6010/6020/7470	Metals
1L/Amber	1	4C	353.2/8330	Propellants
1L/Amber	2	4C	8082	PCB
250ml/Poly	1	4C	218.6	Hex. Chrom.
1L/Amber	2	4C	8270	SVOC
40ml/Vial	3	HCl	8260	VOC
1L/Amber	2	4C	8081	Pest
1L/Amber	2	4C	8330	Explo

EQM MONITOR WELL PURGING FORM

PROJECT NAME: **RVAAP** PROJECT NUMBER: **030174.0016.001**

LOCATION: FACILITYWID DATE: 7/25/2012 START TIME: 11:48

WELL ID: FWGmw-003

WELL DEPTH: INITIAL WATER LEVEL: 6.72

WELL DIAMETER 2 in. SCREEN INTERVAL: 8.5 - 18.5

PUMP/PURGING DEVICE: BP - BLADDER PUMP PUMP INTAKE DEPTH: 16.5

PUMP READINGS: Throttle: 50 Recharge: 12 Discharge: 3

COMMENTS extra purge due to high tss and turbidity gray Odor:None

TIME	WATER LEVEL (btoc)	PURGE RATE L/min)	VOLUME PURGED (L)	TEMP. (°C)	SPECIFIC CONDUCT. (mS/cm)	DO (mg/L)	pH	Turb (NTU)	ORP (mV)
11:55	7.12	0.15	0.75	18.2	0.9	3.44	7.21	-5	45
11:58	7.30	0.13	0.39	18.31	0.9	3.59	7.15	-5	38
12:01	7.51	0.13	0.39	18	0.9	3.67	7.25	-5	42
12:04	7.71	0.13	0.39	17.89	0.9	3.6	7.22	-5	49
12:07	7.82	0.13	0.39	17.57	0.9	3.52	7.23	-5	51

Note: Condition of the well: See STATIC WATER LEVEL FORM

Field Personnel: CAL

EQM FIELD SAMPLING REPORT

PROJECT: **RVAAP** LOCATION: **FACILITYWI** PROJECT NO.: **030174.0016.001**

SAMPLE INFORMATION

WELL: FWGmw-003 SampleID: FWGFWGmw-003-00083-GW/GF DuplID:

SplitID: RinseID:

MATRIX: WG - Ground Water SAMPLING METHOD: BP - Bladder Pump MS/MSD: N

GRAB: Y COMPOSITE: N DATE: 7/25/2012 TIME: 12:12

FIELD READINGS / OBSERVATIONS

	Turb (NTU):	-5	Color:	gray
	ORP (mV):	52	Odor:	None

pH: 7.19 Temperature (°C): 17.6 DO (mg/L): 3.61 Specific Conductivity (mS/cm): 0.9

GENERAL INFORMATION

SUN/OVERCAST Sunny PERCIPITATION: N WIND DIRECTION: S AMBIENT TEMP (°F): 85

SHIPPED VIA: Lab PU/FedEx

SHIPPED TO: Multiple Labs

SAMPLER: CAL Cmt: ntu -5 after 10 minutes

CONTAINER		PRESERVATIVE	ANALYTICAL METHOD	ANALYSIS
SIZE/TYPE	*NUMBER*			
250ml/Poly	1	4C	218.6	Hex. Chrom.
250ml/Poly	1	NaOH	9012	Cyanide
1L/Amber	2	4C	8270	SVOC
40ml/Vial	3	HCl	8260	VOC
1L/Amber	2	4C	353.2/8330	Propellants
1L/Amber	2	4C	8081	Pest
1L/Amber	1	4C	8330	Explo
1L/Poly	1	HNO3	6010/6020/7470	Metals
1L/Amber	2	4C	8082	PCB

EQM MONITOR WELL PURGING FORM

PROJECT NAME: **RVAAP** PROJECT NUMBER: **030174.0016.001**

LOCATION: FACILITYWID DATE: 7/25/2012 START TIME: 15:45

WELL ID: FWGmw-004

WELL DEPTH: _____ INITIAL WATER LEVEL: 16.44

WELL DIAMETER 2 in. SCREEN INTERVAL: 12.5 - 22.5

PUMP/PURGING DEVICE: BP - BLADDER PUMP PUMP INTAKE DEPTH: 20.5

PUMP READINGS: Throttle: 60 Recharge: 10 Discharge: 5

COMMENTS Turbid-gray color. Did not clear up with extra purge. Gray Odor:None

TIME	WATER LEVEL (btoc)	PURGE RATE L/min)	VOLUME PURGED (L)	TEMP. (°C)	SPECIFIC CONDUCT. (mS/cm)	DO (mg/L)	pH	Turb (NTU)	ORP (mV)
15:52	16.65	0.3	0.25	15.47	0.965	2.17	6.74	999	71
15:55	16.84	0.3	0.9	13.9	0.945	0.18	6.73	999	40
15:58	16.83	0.3	0.9	14.63	0.96	0	6.73	999	28
16:01	16.79	0.3	0.9	15.14	0.963	0	6.73	999	24
16:04	16.75	0.3	0.9	15.38	0.965	0	6.72	999	23
16:07	16.75	0.3	0.9	15.38	0.967	0	6.71	999	23
16:10	16.85	0.3	0.9	13.69	0.984	0	6.68	999	32
16:13	16.92	0.3	0.9	13.39	0.991	0	6.67	999	38
16:16	16.94	0.3	0.9	13.29	0.982	0	6.68	999	38

Note: Condition of the well: See STATIC WATER LEVEL FORM

Field Personnel: MLL

E M FIELD SAMPLING REPORT

PROJECT: RVAAP LOCATION: FACILIT WI PROJECT NO.: 0 0174.0016.001

SAMPLE INFORMATION

WELL: FWGmw-004 SampleID: FWGFWGmw-004-0084-GW/GF DuplID:

SplitID: RinseID: FWGEQUIPRinse3-0156-GW

MATRIX: WG - Ground Water SAMPLING METHOD: BP - Bladder Pump MS/MSD: N

GRAB: COMPOSITE: N DATE: 7/25/2012 TIME: 16:21

FIELD READINGS / OBSERVATIONS

	Turb (NTU): 999	Color:	Gray
	ORP (mV): 38	Odor:	None

pH: 6.69 Temperature (°C): 13.34 DO (mg/L): 0 Specific Conductivity (mS/cm): 0.981

GENERAL INFORMATION

SUN/OVERCAST Sunny PERCIPITATION: N WIND DIRECTION: W AMBIENT TEMP (°F): 80

SHIPPED VIA: Lab PU/FedEx

SHIPPED TO: Multiple Labs

SAMPLER: MLL Cmt: Turbid

CONTAINER		PRESERVATIVE	ANAL TICAL METHOD	ANAL SIS
SIZE/TYPE	***NUMBER***			
1L/Poly	1	HNO3	6010/6020/7470	Metals
250ml/Poly	1	4C	218.6	Hex. Chrom.
1L/Amber	2	4C	8081	Pest
1L/Amber	2	4C	8082	PCB
1L/Amber	1	4C	8330	Explo
1L/Amber	2	4C	8270	SVOC
40ml/Vial	3	HCl	8260	VOC
250ml/Poly	1	NaOH	9012	Cyanide
1L/Amber	2	4C	353.2/8330	Propellants

EQM MONITOR WELL PURGING FORM

PROJECT NAME: **RVAAP** PROJECT NUMBER: **030174.0016.001**

LOCATION: FACILITYWID DATE: 7/25/2012 START TIME: 8:45

WELL ID: FWGmw-005

WELL DEPTH: _____ INITIAL WATER LEVEL: 22.44

WELL DIAMETER 2 in. SCREEN INTERVAL: 21.6 - 31.6

PUMP/PURGING DEVICE: BP - BLADDER PUMP PUMP INTAKE DEPTH: 29.6

PUMP READINGS: Throttle: 50 Recharge: 10 Discharge: 5

COMMENTS Extremely turbid, brown color. water visibly clearer buit still 999ntu aftete extra purge time. Tan Odor:None

TIME	WATER LEVEL (btoc)	PURGE RATE L/min)	VOLUME PURGED (L)	TEMP. (°C)	SPECIFIC CONDUCT. (mS/cm)	DO (mg/L)	pH	Turb (NTU)	ORP (mV)
8:55	22.47	0.2	0.25	11.95	0.576	0	6.28	999	-47
8:58	22.47	0.2	0.6	11.83	0.539	0	6.2	999	-36
9:01	22.47	0.2	0.6	11.74	0.531	0	6.17	999	-32
9:04	22.47	0.2	0.6	11.53	0.527	0	6.13	999	-27
9:07	22.50	0.2	0.6	11.49	0.525	0	6.09	999	-24
9:10	22.46	0.2	0.6	11.43	0.524	0	6.06	999	-22
9:13	22.46	0.2	0.6	11.38	0.523	0	6.04	999	-21
9:16	22.47	0.2	0.6	11.4	0.523	0	6.01	999	-20
9:19	22.45	0.2	0.6	11.38	0.523	0	5.99	999	-19
9:22	22.46	0.2	0.6	11.37	0.521	0	5.99	999	-18
9:25	22.45	0.2	0.6	11.34	0.521	0	5.99	999	-18

Note: Condition of the well: See STATIC WATER LEVEL FORM

Field Personnel: MLL

E M FIELD SAMPLING REPORT

PROJECT: RVAAP LOCATION: FACILIT WI PROJECT NO.: 0 0174.0016.001

SAMPLE INFORMATION

WELL: FWGmw-005 SampleID: FWGFWGmw-005-0085-GW/GF DupIID: FWGFWGmw-DUP4-0142-GW/GF

SplitID: FWGFWGmw-005-0149s-GW/GF RinseID:

MATRIX: WG - Ground Water SAMPLING METHOD: BP - Bladder Pump MS/MSD: N

GRAB: COMPOSITE: N DATE: 7/25/2012 TIME: 9:37

FIELD READINGS / OBSERVATIONS

	Turb (NTU): 999	Color:	Tan
	ORP (mV): -15	Odor:	None

pH: 5.95 Temperature (°C): 11.41 DO (mg/L): 0 Specific Conductivity (mS/cm): 0.521

GENERAL INFORMATION

SUN/OVERCAST Sunny PERCIPITATION: N WIND DIRECTION: W AMBIENT TEMP (°F): 65

SHIPPED VIA: Lab PU/FedEx

SHIPPED TO: Multiple Labs

SAMPLER: MLL Cmt:

CONTAINER		PRESERVATIVE	ANAL TICAL METHOD	ANAL SIS
SIZE/TYPE	***NUMBER***			
1L/Amber	6	4C	8270	SVOC
1L/Poly	3	HNO3	6010/6020/7470	Metals
250ml/Poly	3	4C	218.6	Hex. Chrom.
40ml/Vial	9	HCl	8260	VOC
1L/Amber	5	4C	8081	Pest
1L/Amber	3	4C	8330	Explo
1L/Amber	6	4C	353.2/8330	Propellants
1L/Amber	5	4C	8082	PCB
250ml/Poly	3	NaOH	9012	Cyanide

EQM MONITOR WELL PURGING FORM

PROJECT NAME: **RVAAP** PROJECT NUMBER: **030174.0016.001**

LOCATION: FACILITYWID DATE: 7/24/2012 START TIME: 16:00

WELL ID: FWGmw-006

WELL DEPTH: _____ INITIAL WATER LEVEL: 10.61

WELL DIAMETER 2 in. SCREEN INTERVAL: 9 - 19

PUMP/PURGING DEVICE: BP - BLADDER PUMP PUMP INTAKE DEPTH: 17.0

PUMP READINGS: Throttle: 50 Recharge: 10 Discharge: 5

COMMENTS Gray color Gray Odor:None

TIME	WATER LEVEL (btoc)	PURGE RATE L/min)	VOLUME PURGED (L)	TEMP. (°C)	SPECIFIC CONDUCT. (mS/cm)	DO (mg/L)	pH	Turb (NTU)	ORP (mV)
16:09	10.80	0.3	0.25	15.01	0.641	9.33	6.74	176	-111
16:12	10.93	0.3	0.9	13.74	0.631	7.85	6.67	291	-115
16:15	10.98	0.3	0.9	13.2	0.634	6.87	6.61	342	-115
16:18	11.00	0.3	0.9	13.24	0.635	6.4	6.59	434	-114
16:21	11.03	0.3	0.9	13.18	0.634	5.99	6.56	424	-113
16:24	11.02	0.3	0.9	13.09	0.633	5.12	6.55	481	-113
16:27	11.10	0.3	0.9	12.93	0.629	5.1	6.53	427	-111
16:30	11.06	0.3	0.9	12.87	0.627	5.09	6.49	401	-109

Note: Condition of the well: See STATIC WATER LEVEL FORM

Field Personnel: MLL

E M FIELD SAMPLING REPORT

PROJECT: RVAAP LOCATION: FACILIT WI PROJECT NO.: 0 0174.0016.001

SAMPLE INFORMATION

WELL: FWGmw-006 SampleID: FWGFWGmw-006-0086-GW/GF DuplID:

SplitID: RinseID:

MATRIX: WG - Ground Water SAMPLING METHOD: BP - Bladder Pump MS/MSD: N

GRAB: COMPOSITE: N DATE: 7/24/2012 TIME: 16:37

FIELD READINGS / OBSERVATIONS

	Turb (NTU):	394	Color:	Gray
	ORP (mV):	-110	Odor:	None

pH: 6.5 Temperature (°C): 12.94 DO (mg/L): 5.08 Specific Conductivity (mS/cm): 0.627

GENERAL INFORMATION

SUN/OVERCAST Sunny PERCIPITATION: N WIND DIRECTION: W AMBIENT TEMP (°F): 80

SHIPPED VIA: Lab PU/FedEx

SHIPPED TO: Multiple Labs

SAMPLER: MLL Cmt:

CONTAINER		PRESERVATIVE	ANAL TICAL METHOD	ANAL SIS
SIZE/TYPE	***NUMBER***			
250ml/Poly	1	NaOH	9012	Cyanide
1L/Amber	2	4C	353.2/8330	Propellants
1L/Amber	1	4C	8330	Explo
1L/Amber	2	4C	8082	PCB
1L/Amber	2	4C	8270	SVOC
40ml/Vial	3	HCl	8260	VOC
250ml/Poly	1	4C	218.6	Hex. Chrom.
1L/Poly	1	HNO3	6010/6020/7470	Metals
1L/Amber	2	4C	8081	Pest

EQM MONITOR WELL PURGING FORM

PROJECT NAME: **RVAAP** PROJECT NUMBER: **030174.0016.001**

LOCATION: FACILITYWID DATE: 7/24/2012 START TIME: 14:15

WELL ID: FWGmw-007

WELL DEPTH: _____ INITIAL WATER LEVEL: 24.15

WELL DIAMETER 2 in. SCREEN INTERVAL: 22 - 32

PUMP/PURGING DEVICE: BP - BLADDER PUMP PUMP INTAKE DEPTH: 30.0

PUMP READINGS: Throttle: 90 Recharge: 10 Discharge: 5

COMMENTS Gray/tan turbid water. Brown Odor:None

TIME	WATER LEVEL (btoc)	PURGE RATE L/min)	VOLUME PURGED (L)	TEMP. (°C)	SPECIFIC CONDUCT. (mS/cm)	DO (mg/L)	pH	Turb (NTU)	ORP (mV)
14:28	24.60	0.3	0.25	15.79	1.39	0.76	6.92	788	18
14:31	24.73	0.3	0.9	13.86	1.38	0.24	6.89	999	43
14:34	24.77	0.3	0.9	13.43	1.38	1.92	6.87	999	56
14:37	24.70	0.3	0.9	13.2	1.39	1.95	6.83	999	67
14:40	24.72	0.3	0.9	13.07	1.41	2.15	6.81	999	74
14:43	24.72	0.3	0.9	13.02	1.42	1.87	6.79	999	79
14:46	24.81	0.3	0.9	12.98	1.42	1.93	6.78	999	84
14:49	24.75	0.3	0.9	12.9	1.43	1.2	6.76	999	87
14:52	24.71	0.3	0.9	12.8	1.42	1.05	6.74	999	91
14:55	24.74	0.3	0.9	12.83	1.42	1.05	6.73	999	93

Note: Condition of the well: See STATIC WATER LEVEL FORM

Field Personnel: MLL

E M FIELD SAMPLING REPORT

PROJECT: RVAAP LOCATION: FACILIT WI PROJECT NO.: 0 0174.0016.001

SAMPLE INFORMATION

WELL: FWGmw-007 SampleID: FGWFGWmw-007-0087-GW/GF DuplID:

SplitID: RinseID:

MATRIX: WG - Ground Water SAMPLING METHOD: BP - Bladder Pump MS/MSD: N

GRAB: COMPOSITE: N DATE: 7/24/2012 TIME: 15:01

FIELD READINGS / OBSERVATIONS

	Turb (NTU): 999	Color:	Brown
	ORP (mV): 94	Odor:	None

pH: 6.72 Temperature (°C): 12.85 DO (mg/L): 0.92 Specific Conductivity (mS/cm): 1.43

GENERAL INFORMATION

SUN/OVERCAST Sunny PERCIPITATION: N WIND DIRECTION: W AMBIENT TEMP (°F): 85

SHIPPED VIA: Lab PU/FedEx

SHIPPED TO: Multiple Labs

SAMPLER: MLL Cmt:

CONTAINER		PRESERVATIVE	ANAL TICAL METHOD	ANAL SIS
SIZE/TYPE	***NUMBER***			
1L/Amber	2	4C	8270	SVOC
1L/Amber	2	4C	8081	Pest
1L/Amber	2	4C	353.2/8330	Propellants
1L/Amber	2	4C	8082	PCB
1L/Amber	1	4C	8330	Explo
1L/Poly	1	HNO3	6010/6020/7470	Metals
250ml/Poly	1	4C	218.6	Hex. Chrom.
250ml/Poly	1	NaOH	9012	Cyanide
40ml/Vial	3	HCl	8260	VOC

EQM MONITOR WELL PURGING FORM

PROJECT NAME: **RVAAP** PROJECT NUMBER: **030174.0016.001**

LOCATION: FACILITYWID DATE: 7/25/2012 START TIME: 12:25

WELL ID: FWGmw-008

WELL DEPTH: INITIAL WATER LEVEL: 8.02

WELL DIAMETER 2 in. SCREEN INTERVAL: 12 - 22

PUMP/PURGING DEVICE: BP - BLADDER PUMP PUMP INTAKE DEPTH: 20.0

PUMP READINGS: Throttle: 60 Recharge: 10 Discharge: 5

COMMENTS Turbid, gray, extra purge to try and decrease ntu Gray Odor:None

TIME	WATER LEVEL (btoc)	PURGE RATE L/min)	VOLUME PURGED (L)	TEMP. (°C)	SPECIFIC CONDUCT. (mS/cm)	DO (mg/L)	pH	Turb (NTU)	ORP (mV)
12:34	8.15	0.2	0.25	13.74	0.9	1.21	6.93	999	-83
12:37	8.09	0.2	0.6	13.1	0.988	0	6.81	999	-79
12:40	8.11	0.2	0.6	13.04	0.983	0	6.77	999	-78
12:43	8.06	0.2	0.6	13.04	0.983	0	6.73	999	-78
12:46	8.06	0.2	0.6	12.83	0.984	0	6.7	999	-78
12:49	8.14	0.2	0.6	12.75	0.979	0	6.67	999	-76
12:52	8.15	0.2	0.6	12.75	0.982	0	6.66	999	-75

Note: Condition of the well: See STATIC WATER LEVEL FORM

Field Personnel: MLL

E M FIELD SAMPLING REPORT

PROJECT: RVAAP LOCATION: FACILIT WI PROJECT NO.: 0 0174.0016.001

SAMPLE INFORMATION

WELL: FWGmw-008 SampleID: FWGFWGmw-008-0088-GW/GF DuplID:

SplitID: RinseID:

MATRIX: WG - Ground Water SAMPLING METHOD: BP - Bladder Pump MS/MSD: N

GRAB: COMPOSITE: N DATE: 7/25/2012 TIME: 13:01

FIELD READINGS / OBSERVATIONS

	Turb (NTU):	999	Color:	Gray
	ORP (mV):	-74	Odor:	None

pH: 6.64 Temperature (°C): 12.75 DO (mg/L): 0 Specific Conductivity (mS/cm): 0.982

GENERAL INFORMATION

SUN/OVERCAST Sunny PERCIPITATION: N WIND DIRECTION: W AMBIENT TEMP (°F): 80

SHIPPED VIA: Lab PU/FedEx

SHIPPED TO: Multiple Labs

SAMPLER: MLL Cmt: Turbid water

CONTAINER		PRESERVATIVE	ANAL TICAL METHOD	ANAL SIS
SIZE/TYPE	***NUMBER***			
250ml/Poly	1	4C	218.6	Hex. Chrom.
1L/Amber	2	4C	353.2/8330	Propellants
1L/Poly	1	HNO3	6010/6020/7470	Metals
1L/Amber	2	4C	8270	SVOC
250ml/Poly	1	NaOH	9012	Cyanide
1L/Amber	2	4C	8081	Pest
1L/Amber	2	4C	8082	PCB
1L/Amber	1	4C	8330	Explo
40ml/Vial	3	HCl	8260	VOC

EQM MONITOR WELL PURGING FORM

PROJECT NAME: **RVAAP** PROJECT NUMBER: **030174.0016.001**

LOCATION: FACILITYWID DATE: 7/25/2012 START TIME: 11:15

WELL ID: FWGmw-009

WELL DEPTH: INITIAL WATER LEVEL: 3.09

WELL DIAMETER 2 in. SCREEN INTERVAL: 10 - 20

PUMP/PURGING DEVICE: BP - BLADDER PUMP PUMP INTAKE DEPTH: 18.0

PUMP READINGS: Throttle: 40 Recharge: 10 Discharge: 5

COMMENTS Tan color Slightly tan Odor:None

TIME	WATER LEVEL (btoc)	PURGE RATE L/min)	VOLUME PURGED (L)	TEMP. (°C)	SPECIFIC CONDUCT. (mS/cm)	DO (mg/L)	pH	Turb (NTU)	ORP (mV)
11:24	3.32	0.2	0.25	14.9	0.893	1.16	6.93	999	-83
11:27	3.40	0.2	0.6	14.71	0.89	0.36	6.93	891	-85
11:30	3.39	0.2	0.6	14.27	0.886	0	6.91	673	-87
11:33	3.41	0.2	0.6	14.2	0.882	0	6.9	611	-87
11:36	3.40	0.2	0.6	14	0.884	0	6.86	495	-87

Note: Condition of the well: See STATIC WATER LEVEL FORM

Field Personnel: MLL

E M FIELD SAMPLING REPORT

PROJECT: RVAAP LOCATION: FACILIT WI PROJECT NO.: 0 0174.0016.001

SAMPLE INFORMATION

WELL: FWGmw-009 SampleID: FWGFWGmw-009-0089-GW/GF DuplID:

SplitID: RinseID:

MATRIX: WG - Ground Water SAMPLING METHOD: BP - Bladder Pump MS/MSD: N

GRAB: COMPOSITE: N DATE: 7/25/2012 TIME: 11:41

FIELD READINGS / OBSERVATIONS

	Turb (NTU): 541	Color:	Slig tly tan
	ORP (mV): -89	Odor:	None

pH: 6.9 Temperature (°C): 14.25 DO (mg/L): 0 Specific Conductivity (mS/cm): 0.876

GENERAL INFORMATION

SUN/OVERCAST Sunny PERCIPITATION: N WIND DIRECTION: W AMBIENT TEMP (°F): 75

SHIPPED VIA: Lab PU/FedEx

SHIPPED TO: Multiple Labs

SAMPLER: MLL Cmt:

CONTAINER		PRESERVATIVE	ANAL TICAL METHOD	ANAL SIS
SIZE/TYPE	***NUMBER***			
250ml/Poly	1	4C	218.6	Hex. Chrom.
1L/Amber	2	4C	353.2/8330	Propellants
250ml/Poly	1	NaOH	9012	Cyanide
1L/Amber	1	4C	8330	Explo
1L/Amber	2	4C	8082	PCB
1L/Amber	2	4C	8081	Pest
1L/Poly	1	HNO3	6010/6020/7470	Metals
1L/Amber	2	4C	8270	SVOC
40ml/Vial	3	HCl	8260	VOC

EQM MONITOR WELL PURGING FORM

PROJECT NAME: **RVAAP** PROJECT NUMBER: **030174.0016.001**

LOCATION: FACILITYWID DATE: 7/23/2012 START TIME: 14:00

WELL ID: FWGmw-010

WELL DEPTH: INITIAL WATER LEVEL: 12.25

WELL DIAMETER 2 in. SCREEN INTERVAL: 9 - 19

PUMP/PURGING DEVICE: BP - BLADDER PUMP PUMP INTAKE DEPTH: 17.0

PUMP READINGS: Throttle: 20 Recharge: 10 Discharge: 5

COMMENTS slighty rust colored Clear Odor:None

TIME	WATER LEVEL (btoc)	PURGE RATE L/min)	VOLUME PURGED (L)	TEMP. (°C)	SPECIFIC CONDUCT. (mS/cm)	DO (mg/L)	pH	Turb (NTU)	ORP (mV)
14:09	13.14	0.1	0.25	16.43	0.137	2.75	5.57	486	146
14:12	13.60	0.1	0.3	15.72	0.136	1.56	5.45	32	149
14:15	13.80	0.1	0.3	16.11	0.143	1	5.4	220	133
14:18	13.80	0.1	0.3	16.11	0.155	0.46	5.46	156	96
14:21	13.78	0.1	0.3	16.06	0.165	0.22	5.53	122	79
14:24	13.75	0.1	0.3	16.18	0.17	0.14	5.56	108	69
14:27	13.70	0.1	0.3	16.19	0.175	0.06	5.61	94.3	59
14:30	13.65	0.1	0.3	16.25	0.175	0	5.63	85.6	54

Note: Condition of the well: See STATIC WATER LEVEL FORM

Field Personnel: MLL

E M FIELD SAMPLING REPORT

PROJECT: RVAAP LOCATION: FACILIT WI PROJECT NO.: 0 0174.0016.001

SAMPLE INFORMATION

WELL: FWGmw-010 SampleID: FWGFWGmw-010-0090-GW/GF DuplID:

SplitID: RinseID:

MATRIX: WG - Ground Water SAMPLING METHOD: BP - Bladder Pump MS/MSD: N

GRAB: COMPOSITE: N DATE: 7/23/2012 TIME: 14:37

FIELD READINGS / OBSERVATIONS

	Turb (NTU): 77.3	Color:	Clear
	ORP (mV): 0	Odor:	None

pH: 5.63 Temperature (°C): 16.29 DO (mg/L): 0.04 Specific Conductivity (mS/cm): 0.182

GENERAL INFORMATION

SUN/OVERCAST Sunny PERCIPITATION: N WIND DIRECTION: W AMBIENT TEMP (°F): 90

SHIPPED VIA: Lab PU/FedEx

SHIPPED TO: Multiple Labs

SAMPLER: MLL Cmt:

CONTAINER		PRESERVATIVE	ANAL TICAL METHOD	ANAL SIS
SIZE/TYPE	***NUMBER***			
1L/Amber	2	4C	353.2/8330	Propellants
40ml/Vial	3	HCl	8260	VOC
1L/Amber	2	4C	8082	PCB
1L/Amber	2	4C	8081	Pest
1L/Poly	1	HNO3	6010/6020/7470	Metals
250ml/Poly	1	4C	218.6	Hex. Chrom.
1L/Amber	1	4C	8330	Explo
250ml/Poly	1	NaOH	9012	Cyanide
1L/Amber	2	4C	8270	SVOC

EQM MONITOR WELL PURGING FORM

PROJECT NAME: **RVAAP** PROJECT NUMBER: **030174.0016.001**

LOCATION: FACILITYWID DATE: 7/23/2012 START TIME: 11:15

WELL ID: FWGmw-011

WELL DEPTH: INITIAL WATER LEVEL: 4.09

WELL DIAMETER 2 in. SCREEN INTERVAL: 7.5 - 17.5

PUMP/PURGING DEVICE: BP - BLADDER PUMP PUMP INTAKE DEPTH: 15.5

PUMP READINGS: Throttle: 50 Recharge: 10 Discharge: 5

COMMENTS high turb; emptied flothru after 1136 refilled to see if turbidity number could be attained CLOUDY Odor:None

TIME	WATER LEVEL (btoc)	PURGE RATE L/min)	VOLUME PURGED (L)	TEMP. (°C)	SPECIFIC CONDUCT. (mS/cm)	DO (mg/L)	pH	Turb (NTU)	ORP (mV)
11:26	4.15	0.2	0.2	14.6	0.608	8.33	7.36	909	-112
11:30	4.30	0.2	0.8	14.66	0.612	8.04	7.33	-5	-111
11:33	4.30	0.2	0.6	14.79	0.613	7.85	7.31	-5	-110
11:36	4.32	0.2	0.6	14.82	0.615	7.57	7.29	-5	-110
11:39	4.34	0.2	0.6	14.6	0.637	0	7.29	-5	-108
11:42	4.40	0.2	0.6	14.57	0.634	0	7.29	-5	-112
11:45	4.37	0.2	0.6	14.69	0.634	0	7.29	574	-112

Note: Condition of the well: See STATIC WATER LEVEL FORM

Field Personnel: AD

EQM FIELD SAMPLING REPORT

PROJECT: **RVAAP** LOCATION: **FACILITYWI** PROJECT NO.: **030174.0016.001**

SAMPLE INFORMATION

WELL: FWGmw-011 SampleID: FWGFWGMW-011-0091-GW/GF DuplID:

SplitID: RinseID:

MATRIX: WP - Potable Water (Dri SAMPLING METHOD: BP - Bladder Pump MS/MSD: N

GRAB: Y COMPOSITE: N DATE: 7/23/2012 TIME: 11:49

FIELD READINGS / OBSERVATIONS

	Turb (NTU): 752	Color:	CLOUDY
	ORP (mV): -112	Odor:	None

pH: 7.29 Temperature (°C): 14.67 DO (mg/L): 0 Specific Conductivity (mS/cm): 0.634

GENERAL INFORMATION

SUN/OVERCAST Sunny PERCIPITATION: N WIND DIRECTION: W AMBIENT TEMP (°F): 68

SHIPPED VIA: Lab Pickup

SHIPPED TO: Testamerica

SAMPLER: AD Cmt:

CONTAINER		PRESERVATIVE	ANALYTICAL METHOD	ANALYSIS
SIZE/TYPE	*NUMBER*			
1L/Amber	2	4C	8270	SVOC
250ml/Poly	1	4C	218.6	Hex. Chrom.
1L/Poly	1	HNO3	6010/6020/7470	Metals
1L/Amber	2	4C	8330	Explo
1L/Amber	2	4C	8082	PCB
1L/Amber	2	4C	8081	Pest
250ml/Poly	1	NaOH	9012	Cyanide
40ml/Vial	3	HCl	8260	VOC
1L/Amber	1	4C	353.2/8330	Propellants

EQM MONITOR WELL PURGING FORM

PROJECT NAME: **RVAAP** PROJECT NUMBER: **030174.0016.001**

LOCATION: FACILITYWID DATE: 7/23/2012 START TIME: 12:40

WELL ID: FWGmw-012

WELL DEPTH: INITIAL WATER LEVEL: 3.09

WELL DIAMETER 2 in. SCREEN INTERVAL: 32.3 - 43.3

PUMP/PURGING DEVICE: BP - BLADDER PUMP PUMP INTAKE DEPTH: 41.3

PUMP READINGS: Throttle: 75 Recharge: 10 Discharge: 5

COMMENTS Clear Odor:None

TIME	WATER LEVEL (btoc)	PURGE RATE L/min)	VOLUME PURGED (L)	TEMP. (°C)	SPECIFIC CONDUCT. (mS/cm)	DO (mg/L)	pH	Turb (NTU)	ORP (mV)
12:51	3.00	0.2	0.6	15.09	0.294	8.47	6.22	883	14
12:56	3.00	0.2	1	14.95	0.29	4.42	6.15	806	22
12:59	3.00	0.2	0.6	14.72	0.287	4.53	6.04	650	34
13:02	3.00	0.2	0.6	14.51	0.285	4.71	5.98	592	41
13:05	3.00	0.2	0.6	14.27	0.284	5.03	5.98	532	50
13:08	3.00	0.2	0.6	14.41	0.283	5.33	5.89	514	57
13:11	3.00	0.2	0.6	14.11	0.281	5.32	5.78	438	66
13:13	3.00	0.2	0.4	14.02	0.283	5.25	5.73	431	69
13:16	3.10	0.2	0.6	14.03	0.283	5.37	5.7	449	71

Note: Condition of the well: See STATIC WATER LEVEL FORM

Field Personnel: KA

EQM FIELD SAMPLING REPORT

PROJECT: **RVAAP** LOCATION: **FACILITYWI** PROJECT NO.: **030174.0016.001**

SAMPLE INFORMATION

WELL: FWGmw-012 SampleID: FWGFWGmw-012-0092-GW/GF DuplID:

SplitID: RinseID:

MATRIX: WG - Ground Water SAMPLING METHOD: BP - Bladder Pump MS/MSD: Y

GRAB: Y COMPOSITE: N DATE: 7/23/2012 TIME: 13:19

FIELD READINGS / OBSERVATIONS

	Turb (NTU):	481	Color:	Clear
	ORP (mV):	73	Odor:	None

pH: 5.69 Temperature (°C): 13.97 DO (mg/L): 5.44 Specific Conductivity (mS/cm): 0.282

GENERAL INFORMATION

SUN/OVERCAST Sunny PERCIPITATION: N WIND DIRECTION: SW AMBIENT TEMP (°F): 85

SHIPPED VIA: Lab Pickup

SHIPPED TO: Testamerica

SAMPLER: KA Cmt:

CONTAINER		PRESERVATIVE	ANALYTICAL METHOD	ANALYSIS
SIZE/TYPE	*NUMBER*			
1L/Amber	6	4C	8082	PCB
1L/Poly	3	HNO3	6010/6020/7470	Metals
250ml/Poly	3	4C	218.6	Hex. Chrom.
250ml/Poly	3	NaOH	9012	Cyanide
1L/Amber	3	4C	353.2/8330	Propellants
1L/Amber	6	4C	8330	Explo
1L/Amber	6	4C	8081	Pest
1L/Amber	6	4C	8270	SVOC
40ml/Vial	9	HCl	8260	VOC

EQM MONITOR WELL PURGING FORM

PROJECT NAME: **RVAAP** PROJECT NUMBER: **030174.0016.001**

LOCATION: FACILITYWID DATE: 7/25/2012 START TIME: 14:24

WELL ID: FWGmw-013

WELL DEPTH: INITIAL WATER LEVEL: 22.19

WELL DIAMETER 2 in. SCREEN INTERVAL: 26.5 - 36.5

PUMP/PURGING DEVICE: BP - BLADDER PUMP PUMP INTAKE DEPTH: 34.5

PUMP READINGS: Throttle: 70 Recharge: 10 Discharge: 5

COMMENTS Clear Odor:None

TIME	WATER LEVEL (btoc)	PURGE RATE L/min)	VOLUME PURGED (L)	TEMP. (°C)	SPECIFIC CONDUCT. (mS/cm)	DO (mg/L)	pH	Turb (NTU)	ORP (mV)
14:32	22.71	0.2	0.25	14.36	0.677	3.51	6.94	358	30
14:35	23.23	0.2	0.6	12.89	0.661	2.4	6.86	258	48
14:38	23.39	0.2	0.6	12.88	0.656	3.14	6.84	311	52
14:41	23.49	0.2	0.6	12.81	0.657	5.2	6.82	315	55
14:44	23.56	0.2	0.6	12.74	0.658	5.17	6.8	290	58
14:47	23.61	0.2	0.6	12.54	0.66	5.12	6.79	234	60

Note: Condition of the well: See STATIC WATER LEVEL FORM

Field Personnel: MLL

E M FIELD SAMPLING REPORT

PROJECT: RVAAP LOCATION: FACILIT WI PROJECT NO.: 0 0174.0016.001

SAMPLE INFORMATION

WELL: FWGmw-013 SampleID: FWGFWGmw-013-0093-GW/GF DuplID:

SplitID: RinseID:

MATRIX: WG - Ground Water SAMPLING METHOD: BP - Bladder Pump MS/MSD: N

GRAB: COMPOSITE: N DATE: 7/25/2012 TIME: 14:57

FIELD READINGS / OBSERVATIONS

	Turb (NTU):	198	Color:	Clear
	ORP (mV):	58	Odor:	None

pH: 6.79 Temperature (°C): 12.58 DO (mg/L): 5.1 Specific Conductivity (mS/cm): 0.664

GENERAL INFORMATION

SUN/OVERCAST Sunny PERCIPITATION: N WIND DIRECTION: W AMBIENT TEMP (°F): 80

SHIPPED VIA: Lab PU/FedEx

SHIPPED TO: Multiple Labs

SAMPLER: MLL Cmt:

CONTAINER		PRESERVATIVE	ANAL TICAL METHOD	ANAL SIS
SIZE/TYPE	***NUMBER***			
1L/Amber	2	4C	353.2/8330	Propellants
40ml/Vial	3	HCl	8260	VOC
1L/Amber	2	4C	8081	Pest
1L/Amber	2	4C	8270	SVOC
1L/Poly	1	HNO3	6010/6020/7470	Metals
1L/Amber	1	4C	8330	Explo
250ml/Poly	1	NaOH	9012	Cyanide
250ml/Poly	1	4C	218.6	Hex. Chrom.
1L/Amber	2	4C	8082	PCB

EQM MONITOR WELL PURGING FORM

PROJECT NAME: **RVAAP** PROJECT NUMBER: **030174.0016.001**

LOCATION: FACILITYWID DATE: 7/24/2012 START TIME: 15:27

WELL ID: FWGmw-014

WELL DEPTH: INITIAL WATER LEVEL: 6.4

WELL DIAMETER 2 in. SCREEN INTERVAL: 11 - 21

PUMP/PURGING DEVICE: BP - BLADDER PUMP PUMP INTAKE DEPTH: 19.0

PUMP READINGS: Throttle: 50 Recharge: 10 Discharge: 5

COMMENTS high turb; emptied flothru after 1550 refilled to see if turbidity number could be attained Odor:None

TIME	WATER LEVEL (btoc)	PURGE RATE L/min)	VOLUME PURGED (L)	TEMP. (°C)	SPECIFIC CONDUCT. (mS/cm)	DO (mg/L)	pH	Turb (NTU)	ORP (mV)
15:27	6.40	0.2	0.2	16.91	0.646	9.19	7.38	710	66
15:30	6.50	0.2	0.6	15.68	0.651	8.61	7.29	844	39
15:33	6.56	0.2	0.6	15.26	0.647	8.06	7.21	756	28
15:36	6.58	0.2	0.6	14.87	0.65	7.01	7.09	920	21
15:39	6.58	0.2	0.6	14.78	0.651	6.71	7.04	987	20
15:42	6.60	0.2	0.6	14.88	0.648	5.87	6.96	997	18
15:47	6.63	0.2	1	14.47	0.649	4.84	6.94	999	16
15:50	6.63	0.2	0.6	14.54	0.647	4.75	6.93	999	15
15:53	6.65	0.2	0.6	14.65	0.649	0.22	6.95	999	22
15:57	6.70	0.2	0.8	14.75	0.651	0	6.95	999	19
16:00	6.75	0.2	0.6	14.82	0.648	0	6.95	999	19

Note: Condition of the well: See STATIC WATER LEVEL FORM

Field Personnel: KA

EQM FIELD SAMPLING REPORT

PROJECT: **RVAAP** LOCATION: **FACILITYWI** PROJECT NO.: **030174.0016.001**

SAMPLE INFORMATION

WELL: FWGmw-014 SampleID: FWGFWGmw-014C-0094-GW DuplID:

SplitID: RinseID:

MATRIX: WG - Ground Water SAMPLING METHOD: BP - Bladder Pump MS/MSD: Y

GRAB: Y COMPOSITE: N DATE: 7/24/2012 TIME: 16:09

FIELD READINGS / OBSERVATIONS

	Turb (NTU):	973	Color:
	ORP (mV):	19	Odor: None

pH: 6.95 Temperature (°C): 14.72 DO (mg/L): 0 Specific Conductivity (mS/cm): 0.648

GENERAL INFORMATION

SUN/OVERCAST Sunny PERCIPITATION: N WIND DIRECTION: NE AMBIENT TEMP (°F): 85

SHIPPED VIA: Lab Pickup

SHIPPED TO: Testamerica

SAMPLER: KA Cmt: Alpha Beta Gamma samples collected & RAD MS/MSD 9 TOTAL BOTTLES

CONTAINER		PRESERVATIVE	ANALYTICAL METHOD	ANALYSIS
SIZE/TYPE	*NUMBER*			
1L/Amber	2	4C	8082	PCB
1L/Amber	2	4C	8330	Explo
250ml/Poly	1	4C	218.6	Hex. Chrom.
1L/Amber	2	4C	8081	Pest
1L/Poly	1	HNO3	6010/6020/7470	Metals
1L/Amber	2	4C	8270	SVOC
250ml/Poly	1	NaOH	9012	Cyanide
1L/Amber	1	4C	353.2/8330	Propellants
40ml/Vial	3	HCl	8260	VOC

EQM MONITOR WELL PURGING FORM

PROJECT NAME: **RVAAP** PROJECT NUMBER: **030174.0016.001**

LOCATION: FACILITYWID DATE: 7/25/2012 START TIME: 14:00

WELL ID: FWGmw-015

WELL DEPTH: _____ INITIAL WATER LEVEL: 8.8

WELL DIAMETER 2 in. SCREEN INTERVAL: 13.5 - 23.5

PUMP/PURGING DEVICE: BP - BLADDER PUMP PUMP INTAKE DEPTH: 21.5

PUMP READINGS: Throttle: 40 Recharge: 12 Discharge: 3

COMMENTS tint Odor:None

TIME	WATER LEVEL (btoc)	PURGE RATE L/min)	VOLUME PURGED (L)	TEMP. (°C)	SPECIFIC CONDUCT. (mS/cm)	DO (mg/L)	pH	Turb (NTU)	ORP (mV)
14:03	8.97	0.175	0.3	16.6	4	3.55	6.83	665	54
14:06	9.12	0.175	0.525	15.72	3.22	2.12	6.8	664	51
14:09	9.34	0.175	0.525	15.9	2.9	1.98	6.8	665	51
14:12	9.47	0.175	0.525	15.75	2.88	2.08	6.81	628	51
14:15	9.78	0.175	0.525	15.53	2.86	2.12	6.82	567	51

Note: Condition of the well: See STATIC WATER LEVEL FORM

Field Personnel: CAL

EQM FIELD SAMPLING REPORT

PROJECT: **RVAAP** LOCATION: **FACILITYWI** PROJECT NO.: **030174.0016.001**

SAMPLE INFORMATION

WELL: FWGmw-015 SampleID: FWGFWGMW-015-0095-GW/GF DuplID:

SplitID: RinseID:

MATRIX: WG - Ground Water SAMPLING METHOD: BP - Bladder Pump MS/MSD: N

GRAB: Y COMPOSITE: N DATE: 7/25/2012 TIME: 14:18

FIELD READINGS / OBSERVATIONS

	Turb (NTU): 506	Color:	tint
	ORP (mV): 51	Odor:	None

pH: 6.83 Temperature (°C): 15.3 DO (mg/L): 1.87 Specific Conductivity (mS/cm): 2.84

GENERAL INFORMATION

SUN/OVERCAST Overcast PERCIPITATION: N WIND DIRECTION: W AMBIENT TEMP (°F): 85

SHIPPED VIA: Lab PU/FedEx

SHIPPED TO: Multiple Labs

SAMPLER: CAL Cmt:

CONTAINER		PRESERVATIVE	ANALYTICAL METHOD	ANALYSIS
SIZE/TYPE	*NUMBER*			
250ml/Poly	1	4C	218.6	Hex. Chrom.
250ml/Poly	1	NaOH	9012	Cyanide
1L/Poly	1	HNO3	6010/6020/7470	Metals
1L/Amber	2	4C	353.2/8330	Propellants
1L/Amber	2	4C	8081	Pest
40ml/Vial	3	HCl	8260	VOC
1L/Amber	2	4C	8270	SVOC
1L/Amber	1	4C	8330	Explo
1L/Amber	2	4C	8082	PCB

EQM MONITOR WELL PURGING FORM

PROJECT NAME: **RVAAP** PROJECT NUMBER: **030174.0016.001**

LOCATION: FACILITYWID DATE: 7/25/2012 START TIME: 15:15

WELL ID: FWGmw-016

WELL DEPTH: INITIAL WATER LEVEL: 18.3

WELL DIAMETER 2 in. SCREEN INTERVAL: 54.5 - 64.5

PUMP/PURGING DEVICE: BP - BLADDER PUMP PUMP INTAKE DEPTH: 62.5

PUMP READINGS: Throttle: 75 Recharge: 12 Discharge: 3

COMMENTS Clear Odor:None

TIME	WATER LEVEL (btoc)	PURGE RATE L/min)	VOLUME PURGED (L)	TEMP. (°C)	SPECIFIC CONDUCT. (mS/cm)	DO (mg/L)	pH	Turb (NTU)	ORP (mV)
15:18	18.35	0.25	0.5	15.37	1.64	2.05	7.13	117	-74
15:21	18.36	0.25	0.75	14.45	1.59	0	7.09	118	-83
15:24	18.36	0.25	0.75	14.27	1.22	0	7.08	106	-85
15:27	18.36	0.25	0.75	14.16	1.18	0	7.08	85.4	-88
15:30	18.36	0.25	0.75	14.11	1.2	0	7.08	83.4	-90
15:33	18.36	0.25	0.75	14.13	1.17	0	7.07	44.7	-90

Note: Condition of the well: See STATIC WATER LEVEL FORM

Field Personnel: CAL

EQM FIELD SAMPLING REPORT

PROJECT: **RVAAP** LOCATION: **FACILITYWI** PROJECT NO.: **030174.0016.001**

SAMPLE INFORMATION

WELL: FWGmw-016 SampleID: FWGFWGmw-016-0096-GW/GF DuplID:

SplitID: RinseID:

MATRIX: WG - Ground Water SAMPLING METHOD: BP - Bladder Pump MS/MSD: N

GRAB: Y COMPOSITE: N DATE: 7/25/2012 TIME: 15:34

FIELD READINGS / OBSERVATIONS

	Turb (NTU):	69.2	Color:	Clear
	ORP (mV):	-90	Odor:	None

pH: 7.07 Temperature (°C): 14.13 DO (mg/L): 0 Specific Conductivity (mS/cm): 1.1

GENERAL INFORMATION

SUN/OVERCAST Sunny PERCIPITATION: N WIND DIRECTION: SW AMBIENT TEMP (°F): 85

SHIPPED VIA: Lab PU/FedEx

SHIPPED TO: Multiple Labs

SAMPLER: CAL Cmt:

CONTAINER		PRESERVATIVE	ANALYTICAL METHOD	ANALYSIS
SIZE/TYPE	*NUMBER*			
1L/Poly	1	HNO3	6010/6020/7470	Metals
1L/Amber	2	4C	8081	Pest
1L/Amber	2	4C	353.2/8330	Propellants
1L/Amber	2	4C	8082	PCB
250ml/Poly	1	4C	218.6	Hex. Chrom.
40ml/Vial	3	HCl	8260	VOC
250ml/Poly	1	NaOH	9012	Cyanide
1L/Amber	1	4C	8330	Explo
1L/Amber	2	4C	8270	SVOC

EQM MONITOR WELL PURGING FORM

PROJECT NAME: **RVAAP** PROJECT NUMBER: **030174.0016.001**

LOCATION: LOADLINE 1 DATE: 7/23/2012 START TIME: 9:30

WELL ID: LL1mw-064

WELL DEPTH: _____ INITIAL WATER LEVEL: 3.33

WELL DIAMETER 2 in. SCREEN INTERVAL: 8 - 18

PUMP/PURGING DEVICE: BP - BLADDER PUMP PUMP INTAKE DEPTH: 16.0

PUMP READINGS: Throttle: 50 Recharge: 10 Discharge: 5

COMMENTS Clear Odor:None

TIME	WATER LEVEL (btoc)	PURGE RATE L/min)	VOLUME PURGED (L)	TEMP. (°C)	SPECIFIC CONDUCT. (mS/cm)	DO (mg/L)	pH	Turb (NTU)	ORP (mV)
10:00	3.50	0.2	0.2	14.83	0.51	9.26	7.08	109	-91
10:04	3.50	0.2	0.8	14.51	0.506	8.9	7.1	115	-90
10:07	3.50	0.2	0.6	14.25	0.5	8.38	7.09	44.1	-85
10:10	3.51	0.2	0.6	14.19	0.496	8.34	7.09	34.2	-84
10:13	3.61	0.2	0.6	14.07	0.491	8.14	7.11	27.3	-83

Note: Condition of the well: See STATIC WATER LEVEL FORM

Field Personnel: AD

EQM FIELD SAMPLING REPORT

PROJECT: **RVAAP** LOCATION: **LOADLINE 1** PROJECT NO.: **030174.0016.001**

SAMPLE INFORMATION

WELL: LL1mw-064 SampleID: FWGLL1mw-064C-0109-GW/GF DuplID:

SplitID: RinseID:

MATRIX: WG - Ground Water SAMPLING METHOD: BP - Bladder Pump MS/MSD: N

GRAB: **Y** COMPOSITE: **N** DATE: 7/23/2012 TIME: 10:19

FIELD READINGS / OBSERVATIONS

	Turb (NTU):	29.1	Color:	Clear
	ORP (mV):	-84	Odor:	None

pH: 7.1 Temperature (°C): 14.07 DO (mg/L): 8.13 Specific Conductivity (mS/cm): 0.49

GENERAL INFORMATION

SUN/OVERCAST Overcast PERCIPITATION: N WIND DIRECTION: W AMBIENT TEMP (°F): 75

SHIPPED VIA: Lab Pickup

SHIPPED TO: Testamerica

SAMPLER: AD Cmt:

CONTAINER		PRESERVATIVE	ANALYTICAL METHOD	ANALYSIS
SIZE/TYPE	*NUMBER*			
40ml/Vial	3	HCl	8260	VOC
1L/Poly	1	HNO3	6010/6020/7470	Metals
1L/Amber	2	4C	8270	SVOC
1L/Amber	2	4C	8081	Pest
1L/Amber	2	4C	353.2/8330	Propellants
1L/Amber	1	4C	8330	Explo

EQM MONITOR WELL PURGING FORM

PROJECT NAME: **RVAAP** PROJECT NUMBER: **030174.0016.001**

LOCATION: LOADLINE 1 DATE: 7/23/2012 START TIME: 13:11

WELL ID: LL1mw-065

WELL DEPTH: INITIAL WATER LEVEL: 13.91

WELL DIAMETER 2 in. SCREEN INTERVAL: 10.2 - 20.2

PUMP/PURGING DEVICE: BP - BLADDER PUMP PUMP INTAKE DEPTH: 18.2

PUMP READINGS: Throttle: 50 Recharge: 12 Discharge: 3

COMMENTS Clear Odor:None

TIME	WATER LEVEL (btoc)	PURGE RATE L/min)	VOLUME PURGED (L)	TEMP. (°C)	SPECIFIC CONDUCT. (mS/cm)	DO (mg/L)	pH	Turb (NTU)	ORP (mV)
13:15	13.93	0.15	0.5	18.46	0.999	7.18	7.31	293	90
13:18	13.94	0.25	0.75	14.59	0.999	0.59	7.23	283	86
13:21	13.92	0.25	0.75	14.06	0.9	0.2	7.2	186	84
13:24	13.91	0.25	0.75	13.95	0.9	0.12	7.19	169	81
13:27	13.92	0.25	0.75	13.9	0.9	0.04	7.19	170	83

Note: Condition of the well: See STATIC WATER LEVEL FORM

Field Personnel: CAL

EQM FIELD SAMPLING REPORT

PROJECT: **RVAAP** LOCATION: **LOADLINE 1** PROJECT NO.: **030174.0016.001**

SAMPLE INFORMATION

WELL: LL1mw-065 SampleID: FWGLL1mw-065C-0110-GW/GF DuplID:

SplitID: RinseID:

MATRIX: WG - Ground Water SAMPLING METHOD: BP - Bladder Pump MS/MSD: N

GRAB: Y COMPOSITE: N DATE: 7/23/2012 TIME: 13:32

FIELD READINGS / OBSERVATIONS

	Turb (NTU): 157	Color:	Clear
	ORP (mV): 74	Odor:	None

pH: 7.18 Temperature (°C): 13.75 DO (mg/L): 0 Specific Conductivity (mS/cm): 0.9

GENERAL INFORMATION

SUN/OVERCAST Sunny PERCIPITATION: N WIND DIRECTION: S AMBIENT TEMP (°F): 90

SHIPPED VIA: Lab Pickup

SHIPPED TO: Testamerica

SAMPLER: CAL Cmt:

CONTAINER		PRESERVATIVE	ANALYTICAL METHOD	ANALYSIS
SIZE/TYPE	*NUMBER*			
1L/Amber	2	4C	8081	Pest
1L/Amber	2	4C	8270	SVOC
1L/Poly	1	HNO3	6010/6020/7470	Metals
40ml/Vial	3	HCl	8260	VOC
1L/Amber	2	4C	353.2/8330	Propellants
1L/Amber	1	4C	8330	Explo

EQM MONITOR WELL PURGING FORM

PROJECT NAME: **RVAAP** PROJECT NUMBER: **030174.0016.001**

LOCATION: LOADLINE 1 DATE: 7/23/2012 START TIME: 14:06

WELL ID: LL1mw-086

WELL DEPTH: _____ INITIAL WATER LEVEL: 9.85

WELL DIAMETER 2 in. SCREEN INTERVAL: 64.5 - 74.5

PUMP/PURGING DEVICE: BP - BLADDER PUMP PUMP INTAKE DEPTH: 72.5

PUMP READINGS: Throttle: 100 Recharge: 10 Discharge: 5

COMMENTS extra purge to try and lower turbidity gray Odor:None

TIME	WATER LEVEL (btoc)	PURGE RATE L/min)	VOLUME PURGED (L)	TEMP. (°C)	SPECIFIC CONDUCT. (mS/cm)	DO (mg/L)	pH	Turb (NTU)	ORP (mV)
14:11	9.96	0.3	0.5	14.2	0.9	0.4	9.79	-5	-10
14:14	9.90	0.3	0.9	14.03	0.9	0.23	9.85	-5	-23
14:17	10.01	0.3	0.9	14.29	0.9	0.11	9.8	-5	-27
14:20	9.99	0.3	0.9	13.99	0.9	0	9.78	-5	-40
14:23	9.97	0.3	0.9	13.96	0.9	0	9.75	880	-43
14:26	9.96	0.3	0.9	13.95	0.9	0	9.69	800	-53
14:29	9.95	0.3	0.9	13.84	0.9	0	9.65	767	-56

Note: Condition of the well: See STATIC WATER LEVEL FORM

Field Personnel: CAL

EQM FIELD SAMPLING REPORT

PROJECT: **RVAAP** LOCATION: **LOADLINE 1** PROJECT NO.: **030174.0016.001**

SAMPLE INFORMATION

WELL: LL1mw-086 SampleID: FWGLL1mw-086-0111-GW/GF DuplID:

SplitID: RinseID:

MATRIX: WG - Ground Water SAMPLING METHOD: BP - Bladder Pump MS/MSD:

GRAB: **Y** COMPOSITE: **N** DATE: 7/23/2012 TIME: 14:34

FIELD READINGS / OBSERVATIONS

	Turb (NTU):	752	Color:	gray
	ORP (mV):	-61	Odor:	None

pH: 9.63 Temperature (°C): 13.68 DO (mg/L): 0 Specific Conductivity (mS/cm): 0.9

GENERAL INFORMATION

SUN/OVERCAST Sunny PERCIPITATION: N WIND DIRECTION: SW AMBIENT TEMP (°F): 90

SHIPPED VIA: Lab PU/FedEx

SHIPPED TO: Multiple Labs

SAMPLER: CAL Cmt:

CONTAINER		PRESERVATIVE	ANALYTICAL METHOD	ANALYSIS
SIZE/TYPE	*NUMBER*			
250ml/Poly	3	NaOH	9012	Cyanide
1L/Poly	3	HNO3	6010/6020/7470	Metals
250ml/Poly	3	4C	218.6	Hex. Chrom.
1L/Amber	6	4C	353.2/8330	Propellants
1L/Amber	3	4C	8330	Explo
40ml/Vial	9	HCl	8260	VOC
1L/Amber	6	4C	8082	PCB
1L/Amber	6	4C	8081	Pest
1L/Amber	6	4C	8270	SVOC

EQM MONITOR WELL PURGING FORM

PROJECT NAME: **RVAAP** PROJECT NUMBER: **030174.0016.001**

LOCATION: LOADLINE 1 DATE: 7/23/2012 START TIME: 10:40

WELL ID: LL1mw-087

WELL DEPTH: _____ INITIAL WATER LEVEL: 13.37

WELL DIAMETER 2 in. SCREEN INTERVAL: 7 - 17

PUMP/PURGING DEVICE: BP - BLADDER PUMP PUMP INTAKE DEPTH: 15.0

PUMP READINGS: Throttle: 50 Recharge: 12 Discharge: 3

COMMENTS extra time purged to try and lower ntu gray Odor:None

TIME	WATER LEVEL (btoc)	PURGE RATE L/min)	VOLUME PURGED (L)	TEMP. (°C)	SPECIFIC CONDUCT. (mS/cm)	DO (mg/L)	pH	Turb (NTU)	ORP (mV)
10:43	13.60	0.125	0.5	17.29	0.9	8.24	7.43	-5	-8
10:46	13.67	0.125	0.375	16.54	0.999	7.52	7.36	-5	15
10:49	13.80	0.125	0.375	16.1	0.9	7.2	7.2	-5	18
10:52	13.92	0.125	0.375	15.98	0.9	7.14	7.17	-5	28
10:55	14.05	0.125	0.375	15.9	0.9	7.12	7.18	-5	32
10:58	14.10	0.125	0.375	15.87	0.9	7.19	7.16	-5	39
11:01	14.21	0.125	0.375	15.79	0.9	7.18	7.17	-5	41

Note: Condition of the well: See STATIC WATER LEVEL FORM

Field Personnel: CAL

EQM FIELD SAMPLING REPORT

PROJECT: **RVAAP** LOCATION: **LOADLINE 1** PROJECT NO.: **030174.0016.001**

SAMPLE INFORMATION

WELL: LL1mw-087 SampleID: FWGLL1mw-087-0112-GW/GF DuplID:

SplitID: RinseID:

MATRIX: WG - Ground Water SAMPLING METHOD: BP - Bladder Pump MS/MSD: N

GRAB: Y COMPOSITE: N DATE: 7/23/2012 TIME: 11:04

FIELD READINGS / OBSERVATIONS

	Turb (NTU):	-5	Color:	gray
	ORP (mV):	41	Odor:	None

pH: 7.2 Temperature (°C): 15.7 DO (mg/L): 7.28 Specific Conductivity (mS/cm): 0.9

GENERAL INFORMATION

SUN/OVERCAST Overcast PERCIPITATION: N WIND DIRECTION: SW AMBIENT TEMP (°F): 85

SHIPPED VIA: Lab PU/FedEx

SHIPPED TO: Multiple Labs

SAMPLER: CAL Cmt: extra purge and still -5 ntu after 20 minutes

CONTAINER		PRESERVATIVE	ANALYTICAL METHOD	ANALYSIS
SIZE/TYPE	*NUMBER*			
1L/Amber	1	4C	8330	Explo
40ml/Vial	3	HCl	8260	VOC
250ml/Poly	1	4C	218.6	Hex. Chrom.
250ml/Poly	1	NaOH	9012	Cyanide
1L/Amber	2	4C	8082	PCB
1L/Amber	2	4C	8270	SVOC
1L/Amber	2	4C	8081	Pest
1L/Amber	2	4C	353.2/8330	Propellants
1L/Poly	1	HNO3	6010/6020/7470	Metals

EQM MONITOR WELL PURGING FORM

PROJECT NAME: **RVAAP** PROJECT NUMBER: **030174.0016.001**

LOCATION: LOADLINE 2 DATE: 7/23/2012 START TIME: 16:30

WELL ID: LL2mw-059

WELL DEPTH: _____ INITIAL WATER LEVEL: 13.62

WELL DIAMETER 2 in. SCREEN INTERVAL: 9.3 - 19.1

PUMP/PURGING DEVICE: BP - BLADDER PUMP PUMP INTAKE DEPTH: 17.1

PUMP READINGS: Throttle: 30 Recharge: 10 Discharge: 5

COMMENTS Clear Odor:None

TIME	WATER LEVEL (btoc)	PURGE RATE L/min)	VOLUME PURGED (L)	TEMP. (°C)	SPECIFIC CONDUCT. (mS/cm)	DO (mg/L)	pH	Turb (NTU)	ORP (mV)
16:32	14.06	0.2	0.2	15.01	0.274	9.43	6.24	477	116
16:35	14.15	0.2	0.6	14.34	0.248	7.73	5.88	434	128
16:38	14.22	0.2	0.6	14.23	0.245	7.38	5.71	403	135
16:41	14.30	0.2	0.6	13.95	0.246	6.98	5.6	341	127
16:44	14.31	0.2	0.6	14.05	0.246	6.87	5.56	325	113
16:47	14.35	0.2	0.6	13.59	0.247	6.69	5.52	307	67

Note: Condition of the well: See STATIC WATER LEVEL FORM

Field Personnel: EC

EQM FIELD SAMPLING REPORT

PROJECT: **RVAAP** LOCATION: **LOADLINE 2** PROJECT NO.: **030174.0016.001**

SAMPLE INFORMATION

WELL: LL2mw-059 SampleID: FWGLL2mw-059C-0113 GW/GF DuplID:

SplitID: RinseID:

MATRIX: WG - Ground Water SAMPLING METHOD: BP - Bladder Pump MS/MSD: N

GRAB: **Y** COMPOSITE: **N** DATE: 7/23/2012 TIME: 17:00

FIELD READINGS / OBSERVATIONS

	Turb (NTU):	325	Color:	Clear
	ORP (mV):	59	Odor:	None

pH: 5.52 Temperature (°C): 13.74 DO (mg/L): 6.71 Specific Conductivity (mS/cm): 0.248

GENERAL INFORMATION

SUN/OVERCAST Sunny PERCIPITATION: N WIND DIRECTION: NW AMBIENT TEMP (°F): 88

SHIPPED VIA: Lab PU/FedEx

SHIPPED TO: Multiple Labs

SAMPLER: EC Cmt:

CONTAINER		PRESERVATIVE	ANALYTICAL METHOD	ANALYSIS
SIZE/TYPE	*NUMBER*			
1L/Amber	2	4C	8270	SVOC
1L/Amber	2	4C	8081	Pest
1L/Amber	2	4C	8082	PCB
1L/Amber	1	4C	8330	Explo
1L/Amber	2	4C	353.2/8330	Propellants
250ml/Poly	1	NaOH	9012	Cyanide
40ml/Vial	3	HCl	8260	VOC
250ml/Poly	1	4C	218.6	Hex. Chrom.
1L/Poly	1	HNO3	6010/6020/7470	Metals

EQM MONITOR WELL PURGING FORM

PROJECT NAME: **RVAAP** PROJECT NUMBER: **030174.0016.001**

LOCATION: LOADLINE 2 DATE: 7/23/2012 START TIME: 14:50

WELL ID: LL2mw-265

WELL DEPTH: INITIAL WATER LEVEL: 10.2

WELL DIAMETER 2 in. SCREEN INTERVAL: 11.8 - 21.8

PUMP/PURGING DEVICE: BP - BLADDER PUMP PUMP INTAKE DEPTH: 19.8

PUMP READINGS: Throttle: 20 Recharge: 10 Discharge: 5

COMMENTS cloudy Odor:None

TIME	WATER LEVEL (btoc)	PURGE RATE L/min)	VOLUME PURGED (L)	TEMP. (°C)	SPECIFIC CONDUCT. (mS/cm)	DO (mg/L)	pH	Turb (NTU)	ORP (mV)
15:02	10.72	0.2	0.2	16.02	0.68	8.88	6.55	525	-53
15:05	10.74	0.2	0.6	14.68	0.678	7.49	6.29	507	-42
15:08	10.80	0.2	0.6	14.32	0.67	7.08	6.18	468	-36
15:11	10.81	0.2	0.6	14.15	0.665	6.9	6.1	474	-31
15:14	10.82	0.2	0.6	14.07	0.657	6.72	6.06	459	-30
15:17	10.82	0.2	0.6	14.05	0.652	6.69	6.01	460	-34

Note: Condition of the well: See STATIC WATER LEVEL FORM

Field Personnel: EC

EQM FIELD SAMPLING REPORT

PROJECT: **RVAAP** LOCATION: **LOADLINE 2** PROJECT NO.: **030174.0016.001**

SAMPLE INFORMATION

WELL: LL2mw-265 SampleID: FWGLL2mw-265C-0114-GW/GF DuplID:

SplitID: RinseID: FWGE UIPRinse1-0154-GW

MATRIX: WG - Ground Water SAMPLING METHOD: BP - Bladder Pump MS/MSD: N

GRAB: **Y** COMPOSITE: **N** DATE: 7/23/2012 TIME: 15:25

FIELD READINGS / OBSERVATIONS

	Turb (NTU): 443	Color:	cloudy
	ORP (mV): -38	Odor:	None

pH: 6.15 Temperature (°C): 14.11 DO (mg/L): 6.62 Specific Conductivity (mS/cm): 0.649

GENERAL INFORMATION

SUN/OVERCAST Sunny PERCIPITATION: N WIND DIRECTION: NW AMBIENT TEMP (°F): 87

SHIPPED VIA: Lab PU/FedE

SHIPPED TO: Multiple Labs

SAMPLER: EC Cmt:

CONTAINER		PRESERVATIVE	ANALYTICAL METHOD	ANALYSIS
SIZE/TYPE	*NUMBER*			
1L/Amber	2	4C	353.2/8330	Propellants
1L/Amber	2	4C	8082	PCB
1L/Amber	2	4C	8081	Pest
1L/Amber	2	4C	8270	SVOC
40ml/Vial	3	HCl	8260	VOC
1L/Poly	1	HNO3	6010/6020/7470	Metals
250ml/Poly	1	4C	218.6	Hex. Chrom.
1L/Amber	1	4C	8330	Explo

EQM MONITOR WELL PURGING FORM

PROJECT NAME: **RVAAP** PROJECT NUMBER: **030174.0016.001**

LOCATION: LOADLINE 3 DATE: 7/24/2012 START TIME: 17:00

WELL ID: LL3mw-241

WELL DEPTH: _____ INITIAL WATER LEVEL: 15.58

WELL DIAMETER 2 in. SCREEN INTERVAL: 12.7 - 22.7

PUMP/PURGING DEVICE: BP - BLADDER PUMP PUMP INTAKE DEPTH: 20.7

PUMP READINGS: Throttle: 35 Recharge: 10 Discharge: 5

COMMENTS Clear Odor:None

TIME	WATER LEVEL (btoc)	PURGE RATE L/min)	VOLUME PURGED (L)	TEMP. (°C)	SPECIFIC CONDUCT. (mS/cm)	DO (mg/L)	pH	Turb (NTU)	ORP (mV)
17:08	15.85	0.2	0.2	16.49	0.231	14.07	6.89	999	120
17:11	15.85	0.2	0.6	15.54	0.198	14.3	6.47	999	140
17:14	15.87	0.2	0.6	16.25	0.201	12.19	6.12	999	152
17:17	15.88	0.2	0.6	15.4	0.199	11.96	5.86	390	164
17:20	15.88	0.2	0.6	14.98	0.202	11.24	5.76	267	166
17:23	15.88	0.2	0.6	14.97	0.203	10.88	5.71	229	166
17:26	15.88	0.2	0.6	15.27	0.201	10.5	5.68	206	166
17:29	15.88	0.2	0.6	15.23	0.203	10.46	5.66	174	166
17:32	15.88	0.2	0.6	15.01	0.203	10.44	5.65	173	165

Note: Condition of the well: See STATIC WATER LEVEL FORM

Field Personnel: EC

EQM FIELD SAMPLING REPORT

PROJECT: **RVAAP** LOCATION: **LOADLINE 3** PROJECT NO.: **030174.0016.001**

SAMPLE INFORMATION

WELL: LL3mw-241 SampleID: FWGLL3mw-241C-0115-GW/GF DuplID:

SplitID: RinseID:

MATRIX: WG - Ground Water SAMPLING METHOD: BP - Bladder Pump MS/MSD: N

GRAB: Y COMPOSITE: N DATE: 7/24/2012 TIME: 17:35

FIELD READINGS / OBSERVATIONS

	Turb (NTU):	170	Color:	Clear
	ORP (mV):	165	Odor:	None

pH: 5.64 Temperature (°C): 14.98 DO (mg/L): 10.42 Specific Conductivity (mS/cm): 0.203

GENERAL INFORMATION

SUN/OVERCAST Sunny PERCIPITATION: N WIND DIRECTION: NW AMBIENT TEMP (°F): 85

SHIPPED VIA: Lab Pickup

SHIPPED TO: TestAmerica

SAMPLER: EC Cmt:

CONTAINER		PRESERVATIVE	ANALYTICAL METHOD	ANALYSIS
SIZE/TYPE	*NUMBER*			
1L/Amber	2	4C	8081	Pest
1L/Amber	2	4C	8270	SVOC
1L/Amber	1	4C	8330	Explo
1L/Amber	2	4C	353.2/8330	Propellants
1L/Poly	1	HNO3	6010/6020/7470	Metals
40ml/Vial	3	HCl	8260	VOC

EQM MONITOR WELL PURGING FORM

PROJECT NAME: **RVAAP** PROJECT NUMBER: **030174.0016.001**

LOCATION: LOADLINE 3 DATE: 7/25/2012 START TIME: 8:50

WELL ID: LL3mw-242

WELL DEPTH: INITIAL WATER LEVEL: 18.08

WELL DIAMETER 2 in. SCREEN INTERVAL: 9.8 - 19.8

PUMP/PURGING DEVICE: BP - BLADDER PUMP PUMP INTAKE DEPTH: 17.8

PUMP READINGS: Throttle: 45 Recharge: 10 Discharge: 5

COMMENTS WELL NEEDS NEW TUBING Clear Odor:None

TIME	WATER LEVEL (btoc)	PURGE RATE L/min)	VOLUME PURGED (L)	TEMP. (°C)	SPECIFIC CONDUCT. (mS/cm)	DO (mg/L)	pH	Turb (NTU)	ORP (mV)
9:05	18.30	0.2	0.2	13.16	0.229	6.24	5.29	156	206
9:08	18.42	0.2	0.6	12.99	0.226	5.79	5.24	98	207
9:11	18.52	0.2	0.6	12.89	0.225	5.41	5.22	71	208
9:14	18.68	0.2	0.6	12.64	0.226	5.22	5.2	56.8	207
9:17	18.78	0.2	0.6	12.66	0.224	5.06	5.18	51	207
9:20	18.89	0.2	0.6	12.61	0.222	5.01	5.18	49.5	207

Note: Condition of the well: See STATIC WATER LEVEL FORM

Field Personnel: EC

EQM FIELD SAMPLING REPORT

PROJECT: **RVAAP** LOCATION: **LOADLINE 3** PROJECT NO.: **030174.0016.001**

SAMPLE INFORMATION

WELL: LL3mw-242 SampleID: FWGLL3mw-242C-0116-GW/GF DuplID:

SplitID: RinseID:

MATRIX: WG - Ground Water SAMPLING METHOD: BP - Bladder Pump MS/MSD: N

GRAB: Y COMPOSITE: N DATE: 7/25/2012 TIME: 9:30

FIELD READINGS / OBSERVATIONS

	Turb (NTU): 41.1	Color:	Clear
	ORP (mV): 206	Odor:	None

pH: 5.18 Temperature (°C): 12.51 DO (mg/L): 4.98 Specific Conductivity (mS/cm): 0.221

GENERAL INFORMATION

SUN/OVERCAST Sunny PERCIPITATION: N WIND DIRECTION: NW AMBIENT TEMP (°F): 70

SHIPPED VIA: Lab Pickup

SHIPPED TO: TestAmerica

SAMPLER: EC Cmt:

CONTAINER		PRESERVATIVE	ANALYTICAL METHOD	ANALYSIS
SIZE/TYPE	*NUMBER*			
1L/Amber	2	4C	8270	SVOC
1L/Amber	1	4C	8330	Explo
40ml/Vial	3	HCl	8260	VOC
1L/Poly	1	HNO3	6010/6020/7470	Metals
1L/Amber	2	4C	8081	Pest
1L/Amber	2	4C	353.2/8330	Propellants

EQM MONITOR WELL PURGING FORM

PROJECT NAME: **RVAAP** PROJECT NUMBER: **030174.0016.001**

LOCATION: LOADLINE 3 DATE: 7/23/2012 START TIME: 15:48

WELL ID: LL3mw-244

WELL DEPTH: INITIAL WATER LEVEL: 14.7

WELL DIAMETER 2 in. SCREEN INTERVAL: 37 - 47

PUMP/PURGING DEVICE: BP - BLADDER PUMP PUMP INTAKE DEPTH: 45.0

PUMP READINGS: Throttle: 75 Recharge: 10 Discharge: 5

COMMENTS Clear water Clear Odor:None

TIME	WATER LEVEL (btoc)	PURGE RATE L/min)	VOLUME PURGED (L)	TEMP. (°C)	SPECIFIC CONDUCT. (mS/cm)	DO (mg/L)	pH	Turb (NTU)	ORP (mV)
16:00	14.75	0.1	0.25	15.21	0.293	8.19	6.01	24	183
16:03	14.72	0.1	0.3	14.03	0.287	6.54	5.94	20.6	196
16:06	14.73	0.1	0.3	13.44	0.286	5.69	5.89	23	206
16:09	14.71	0.1	0.3	13.29	0.284	5.14	5.84	25	212
16:12	14.76	0.1	0.3	13.09	0.284	4.86	5.81	26.4	218
16:15	14.70	0.1	0.3	13.14	0.283	4.8	5.8	29.4	221
16:18	14.70	0.1	0.3	13.38	0.285	4.78	5.79	30.8	223

Note: Condition of the well: See STATIC WATER LEVEL FORM

Field Personnel: MLL

EQM FIELD SAMPLING REPORT

PROJECT: RVAAP LOCATION: LOADLINE 3 PROJECT NO.: 030174.0016.001

SAMPLE INFORMATION

WELL: LL3mw-244 SampleID: FWGLL3mw-244-0117-GW/GF DuplID:

SplitID: RinseID:

MATRIX: WG - Ground Water SAMPLING METHOD: BP - Bladder Pump MS/MSD: N

GRAB: COMPOSITE: N DATE: 7/23/2012 TIME: 16:27

FIELD READINGS / OBSERVATIONS

	Turb (NTU):	33.2	Color:	Clear
	ORP (mV):	231	Odor:	None

pH: 5.77 Temperature (°C): 15.73 DO (mg/L): 4.77 Specific Conductivity (mS/cm): 0.285

GENERAL INFORMATION

SUN/OVERCAST Sunny PERCIPITATION: N WIND DIRECTION: W AMBIENT TEMP (°F): 90

SHIPPED VIA: Lab PU/FedEx

SHIPPED TO: Multiple Labs

SAMPLER: MLL Cmt:

CONTAINER		PRESERVATIVE	ANAL TICAL METHOD	ANAL SIS
SIZE/TYPE	***NUMBER***			
1L/Amber	2	4C	8082	PCB
1L/Amber	1	4C	8330	Explo
40ml/Vial	3	HCl	8260	VOC
1L/Amber	2	4C	8270	SVOC
1L/Amber	2	4C	8081	Pest
250ml/Poly	1	4C	218.6	Hex. Chrom.
1L/Poly	1	HNO3	6010/6020/7470	Metals
250ml/Poly	1	NaOH	9012	Cyanide
1L/Amber	2	4C	353.2/8330	Propellants

EQM MONITOR WELL PURGING FORM

PROJECT NAME: **RVAAP** PROJECT NUMBER: **030174.0016.001**

LOCATION: LOADLINE 3 DATE: 7/25/2012 START TIME: 13:00

WELL ID: LL3mw-245

WELL DEPTH: INITIAL WATER LEVEL: 13.8

WELL DIAMETER 2 in. SCREEN INTERVAL: 36.5 - 46.5

PUMP/PURGING DEVICE: BP - BLADDER PUMP PUMP INTAKE DEPTH: 44.5

PUMP READINGS: Throttle: 70 Recharge: 10 Discharge: 5

COMMENTS Clear Odor:None

TIME	WATER LEVEL (btoc)	PURGE RATE L/min)	VOLUME PURGED (L)	TEMP. (°C)	SPECIFIC CONDUCT. (mS/cm)	DO (mg/L)	pH	Turb (NTU)	ORP (mV)
13:04	13.95	0.2	0.2	13.28	0.974	6.07	6.48	286	-103
13:07	13.95	0.2	0.6	13.22	0.965	5.4	6.54	281	-103
13:10	13.95	0.2	0.6	13.01	0.961	5.15	6.58	223	-102
13:13	13.95	0.2	0.6	12.96	0.958	5.1	6.57	347	-98

Note: Condition of the well: See STATIC WATER LEVEL FORM

Field Personnel: EC

EQM FIELD SAMPLING REPORT

PROJECT: **RVAAP** LOCATION: **LOADLINE 3** PROJECT NO.: **030174.0016.001**

SAMPLE INFORMATION

WELL: LL3mw-245 SampleID: FWGLL3mw-245-0118-GW/GF DuplID: FWGLL3mw-DUP6-0144-GW/GF

SplitID: FWGLL3mw-245-0151s-GW/GF RinseID:

MATRIX: WG - Ground Water SAMPLING METHOD: BP - Bladder Pump MS/MSD: N

GRAB: Y COMPOSITE: N DATE: 7/25/2012 TIME: 13:20

FIELD READINGS / OBSERVATIONS

	Turb (NTU):	278	Color:	Clear
	ORP (mV):	-89	Odor:	None

pH: 6.55 Temperature (°C): 12.78 DO (mg/L): 5.19 Specific Conductivity (mS/cm): 0.945

GENERAL INFORMATION

SUN/OVERCAST Sunny PERCIPITATION: N WIND DIRECTION: NW AMBIENT TEMP (°F): 75

SHIPPED VIA: Lab PU/FedE

SHIPPED TO: Multiple Labs

SAMPLER: EC Cmt:

CONTAINER		PRESERVATIVE	ANALYTICAL METHOD	ANALYSIS
SIZE/TYPE	*NUMBER*			
1L/Amber	6	4C	8081	Pest
1L/Amber	6	4C	8270	SVOC
1L/Amber	3	4C	8330	Explo
40ml/Vial	9	HCl	8260	VOC
250ml/Poly	3	NaOH	9012	Cyanide
1L/Poly	3	HNO3	6010/6020/7470	Metals
250ml/Poly	3	4C	218.6	Hex. Chrom.
1L/Amber	6	4C	8082	PCB
1L/Amber	6	4C	353.2/8330	Propellants

EQM MONITOR WELL PURGING FORM

PROJECT NAME: **RVAAP** PROJECT NUMBER: **030174.0016.001**

LOCATION: LOADLINE 4 DATE: 7/23/2012 START TIME: 16:44

WELL ID: LL4mw-199

WELL DEPTH: INITIAL WATER LEVEL: 7.71

WELL DIAMETER 2 in. SCREEN INTERVAL: 10.3 - 20.3

PUMP/PURGING DEVICE: BP - BLADDER PUMP PUMP INTAKE DEPTH: 18.3

PUMP READINGS: Throttle: 50 Recharge: 10 Discharge: 5

COMMENTS high turb; emptied flothru after 1709 refilled to see if turbidity number could be attained Odor:None

TIME	WATER LEVEL (btoc)	PURGE RATE L/min)	VOLUME PURGED (L)	TEMP. (°C)	SPECIFIC CONDUCT. (mS/cm)	DO (mg/L)	pH	Turb (NTU)	ORP (mV)
16:54	7.66	0.2	0.2	14.44	0.801	11.21	7.45	-5	-125
17:00	8.74	0.2	1.2	13.78	0.786	9.19	7.33	-5	-119
17:03	9.20	0.2	0.6	13.36	0.785	8.67	7.27	-5	-109
17:06	9.78	0.2	0.6	13.3	0.775	8.25	7.16	-5	-103
17:09	10.12	0.2	0.6	12.91	0.765	7.97	7.06	-5	-93
17:12	10.50	0.2	0.6	12.82	0.765	2.36	6.98	-5	-90
17:15	10.77	0.2	0.6	12.71	0.764	1.59	6.96	-5	-88
17:18	10.78	0.2	0.6	12.6	0.766	1.41	6.95	-5	-87
17:21	10.91	0.2	0.6	12.5	0.76	1.33	6.93	-5	-85

Note: Condition of the well: See STATIC WATER LEVEL FORM

Field Personnel: KA

E M FIELD SAMPLING REPORT

PROJECT: RVAAP LOCATION: LOADLINE 4 PROJECT NO.: 030174.0016.001

SAMPLE INFORMATION

WELL: LL4mw-199 SampleID: FWGLL4mw-0199C-0119-GW/GF DuplID:

SplitID: RinseID:

MATRIX: WG - Ground Water SAMPLING METHOD: BP - Bladder Pump MS/MSD: N

GRAB: COMPOSITE: N DATE: 7/23/2012 TIME: 17:23

FIELD READINGS / OBSERVATIONS

	Turb (NTU):	-5	Color:	
	ORP (mV):	-85	Odor:	None

pH: 6.93 Temperature (°C): 12.54 DO (mg/L): 1.32 Specific Conductivity (mS/cm): 0.767

GENERAL INFORMATION

SUN/OVERCAST Sunny PERCIPITATION: N WIND DIRECTION: SW AMBIENT TEMP (°F): 90

SHIPPED VIA: Lab Pickup

SHIPPED TO: Testamerica

SAMPLER: KA Cmt:

CONTAINER		PRESERVATIVE	ANAL TICAL METHOD	ANAL SIS
SIZE/TYPE	***NUMBER***			
1L/Poly	1	HNO3	6010/6020/7470	Metals
40ml/Vial	3	HCl	8260	VOC
1L/Amber	2	4C	8330	Explo
1L/Amber	1	4C	353.2/8330	Propellants
1L/Amber	2	4C	8081	Pest
1L/Amber	2	4C	8270	SVOC

EQM MONITOR WELL PURGING FORM

PROJECT NAME: **RVAAP** PROJECT NUMBER: **030174.0016.001**

LOCATION: LOADLINE 4 DATE: 7/23/2012 START TIME: 15:45

WELL ID: LL4mw-201

WELL DEPTH: INITIAL WATER LEVEL: 10

WELL DIAMETER 2 in. SCREEN INTERVAL: 60.5 - 70.5

PUMP/PURGING DEVICE: BP - BLADDER PUMP PUMP INTAKE DEPTH: 68.5

PUMP READINGS: Throttle: 125 Recharge: 10 Discharge: 5

COMMENTS Clear Odor:None

TIME	WATER LEVEL (btoc)	PURGE RATE L/min)	VOLUME PURGED (L)	TEMP. (°C)	SPECIFIC CONDUCT. (mS/cm)	DO (mg/L)	pH	Turb (NTU)	ORP (mV)
15:52	10.01	0.2	0.2	14.08	0.835	0	7.24	229	-92
15:56	9.56	0.2	0.8	13.85	0.835	0	7.22	240	-94
15:59	9.99	0.2	0.6	13.24	0.84	0	7.19	244	-95
16:02	9.99	0.2	0.6	13.01	0.843	0	7.15	225	-94
16:05	9.98	0.2	0.6	12.95	0.846	1.84	7.12	214	-93
16:08	9.98	0.2	0.6	12.87	0.84	1.9	7.08	211	-91
16:11	9.99	0.2	0.6	12.83	0.85	2.03	7.04	197	-89

Note: Condition of the well: See STATIC WATER LEVEL FORM

Field Personnel: KA

E M FIELD SAMPLING REPORT

PROJECT: RVAAP LOCATION: LOADLINE 4 PROJECT NO.: 030174.0016.001

SAMPLE INFORMATION

WELL: LL4mw-201 SampleID: FWGLL4mw-0201-0120-GW/GF DuplID:

SplitID: RinseID:

MATRIX: WG - Ground Water SAMPLING METHOD: BP - Bladder Pump MS/MSD: N

GRAB: COMPOSITE: N DATE: 7/23/2012 TIME: 16:16

FIELD READINGS / OBSERVATIONS

	Turb (NTU):	193	Color:	Clear
	ORP (mV):	-89	Odor:	None

pH: 7.02 Temperature (°C): 12.99 DO (mg/L): 1.99 Specific Conductivity (mS/cm): 0.848

GENERAL INFORMATION

SUN/OVERCAST Sunny PERCIPITATION: N WIND DIRECTION: SW AMBIENT TEMP (°F): 90

SHIPPED VIA: Lab Pickup

SHIPPED TO: Testamerica

SAMPLER: KA Cmt:

CONTAINER		PRESERVATIVE	ANAL TICAL METHOD	ANAL SIS
SIZE/TYPE	***NUMBER***			
1L/Amber	2	4C	8270	SVOC
1L/Amber	2	4C	8330	Explo
1L/Amber	1	4C	353.2/8330	Propellants
250ml/Poly	1	4C	218.6	Hex. Chrom.
1L/Amber	2	4C	8081	Pest
1L/Poly	1	HNO3	6010/6020/7470	Metals
1L/Amber	2	4C	8082	PCB
40ml/Vial	3	HCl	8260	VOC
250ml/Poly	1	NaOH	9012	Cyanide

EQM MONITOR WELL PURGING FORM

PROJECT NAME: **RVAAP** PROJECT NUMBER: **030174.0016.001**

LOCATION: LOADLINE 6 DATE: 7/25/2012 START TIME: 17:10

WELL ID: LL6mw-002

WELL DEPTH: INITIAL WATER LEVEL: 22.32

WELL DIAMETER 2 in. SCREEN INTERVAL: 12.5 - 22.5

PUMP/PURGING DEVICE: BP - BLADDER PUMP PUMP INTAKE DEPTH: 20.5

PUMP READINGS: Throttle: 50 Recharge: 10 Discharge: 5

COMMENTS Clear Odor:None

TIME	WATER LEVEL (btoc)	PURGE RATE L/min)	VOLUME PURGED (L)	TEMP. (°C)	SPECIFIC CONDUCT. (mS/cm)	DO (mg/L)	pH	Turb (NTU)	ORP (mV)
17:11	22.66	0.2	0.2	13.59	0.753	1.7	7	-5	114
17:14	22.76	0.2	0.6	13.19	0.742	1.2	6.93	-5	115
17:17	22.83	0.2	0.6	12.63	0.749	0.45	6.82	-5	117
17:20	23.05	0.2	0.6	11.84	0.741	0	6.79	783	122
17:23	23.10	0.2	0.6	11.79	0.739	0	6.75	757	125
17:26	23.15	0.2	0.6	11.77	0.737	0	6.72	700	125

Note: Condition of the well: See STATIC WATER LEVEL FORM

Field Personnel: KA

E M FIELD SAMPLING REPORT

PROJECT: RVAAP LOCATION: LOADLINE 6 PROJECT NO.: 030174.0016.001

SAMPLE INFORMATION

WELL: LL6mw-002 SampleID: FWGLL6mw-002C-0121-GW/GF DuplID:

SplitID: RinseID:

MATRIX: WG - Ground Water SAMPLING METHOD: BP - Bladder Pump MS/MSD: N

GRAB: COMPOSITE: N DATE: 7/25/2012 TIME: 17:33

FIELD READINGS / OBSERVATIONS

	Turb (NTU):	960	Color:	Clear
	ORP (mV):	126	Odor:	None

pH: 6.71 Temperature (°C): 11.88 DO (mg/L): 0 Specific Conductivity (mS/cm): 0.737

GENERAL INFORMATION

SUN/OVERCAST Sunny PERCIPITATION: N WIND DIRECTION: E AMBIENT TEMP (°F): 85

SHIPPED VIA: Lab Pickup

SHIPPED TO: Testamerica

SAMPLER: AD Cmt:

CONTAINER		PRESERVATIVE	ANAL TICAL METHOD	ANAL SIS
SIZE/TYPE	***NUMBER***			
1L/Amber	2	4C	8270	SVOC
1L/Poly	1	HNO3	6010/6020/7470	Metals

EQM MONITOR WELL PURGING FORM

PROJECT NAME: **RVAAP** PROJECT NUMBER: **030174.0016.001**

LOCATION: LOADLINE 6 DATE: 7/25/2012 START TIME: 16:04

WELL ID: LL6mw-005

WELL DEPTH: _____ INITIAL WATER LEVEL: 13.31

WELL DIAMETER 2 in. SCREEN INTERVAL: 9.5 - 19.5

PUMP/PURGING DEVICE: BP - BLADDER PUMP PUMP INTAKE DEPTH: 17.5

PUMP READINGS: Throttle: 150 Recharge: 10 Discharge: 5

COMMENTS high turb; emptied flothru after 1617 refilled to see if turbidity number could be attained Odor:None

TIME	WATER LEVEL (btoc)	PURGE RATE L/min)	VOLUME PURGED (L)	TEMP. (°C)	SPECIFIC CONDUCT. (mS/cm)	DO (mg/L)	pH	Turb (NTU)	ORP (mV)
16:05	13.40	0.1	0.2	17.86	0.544	0.01	6.95	-5	-65
16:08	13.45	0.1	0.3	17.21	0.549	0	6.86	-5	-66
16:11	13.54	0.1	0.3	16.2	0.555	0	6.79	-5	-64
16:14	13.51	0.1	0.3	15.73	0.55	0	6.73	-5	-62
16:17	13.54	0.1	0.3	15.29	0.55	0	6.72	-5	-61
16:20	13.70	0.1	0.3	14.9	0.543	0	6.7	-5	-51
16:23	13.70	0.1	0.3	14.82	0.545	0	6.66	-5	-48
16:26	13.70	0.1	0.3	14.76	0.546	0	6.66	-5	-49

Note: Condition of the well: See STATIC WATER LEVEL FORM

Field Personnel: KA

E M FIELD SAMPLING REPORT

PROJECT: RVAAP LOCATION: LOADLINE 6 PROJECT NO.: 030174.0016.001

SAMPLE INFORMATION

WELL: LL6mw-005 SampleID: FWGLL6mw-005C-0122-GW/GF DuplID:

SplitID: RinseID:

MATRIX: WG - Ground Water SAMPLING METHOD: BP - Bladder Pump MS/MSD: N

GRAB: COMPOSITE: N DATE: 7/25/2012 TIME: 16:33

FIELD READINGS / OBSERVATIONS

	Turb (NTU):	-5	Color:	
	ORP (mV):	-49	Odor:	None

pH: 6.66 Temperature (°C): 14.72 DO (mg/L): 0 Specific Conductivity (mS/cm): 0.545

GENERAL INFORMATION

SUN/OVERCAST Sunny PERCIPITATION: N WIND DIRECTION: E AMBIENT TEMP (°F): 80

SHIPPED VIA: Lab Pickup

SHIPPED TO: Testamerica

SAMPLER: AD Cmt:

CONTAINER		PRESERVATIVE	ANAL TICAL METHOD	ANAL SIS
SIZE/TYPE	***NUMBER***			
1L/Poly	1	HNO3	6010/6020/7470	Metals
1L/Amber	2	4C	8270	SVOC

EQM MONITOR WELL PURGING FORM

PROJECT NAME: **RVAAP** PROJECT NUMBER: **030174.0016.001**

LOCATION: LOADLINE 6 DATE: 7/25/2012 START TIME: 14:45

WELL ID: LL6mw-008

WELL DEPTH: _____ INITIAL WATER LEVEL: 16.5

WELL DIAMETER 2 in. SCREEN INTERVAL: 10 - 20

PUMP/PURGING DEVICE: BP - BLADDER PUMP PUMP INTAKE DEPTH: 18.0

PUMP READINGS: Throttle: 50 Recharge: 10 Discharge: 5

COMMENTS high turb; emptied flothru after 1502 refilled to see if turbidity number could be attained Odor:None

TIME	WATER LEVEL (btoc)	PURGE RATE L/min)	VOLUME PURGED (L)	TEMP. (°C)	SPECIFIC CONDUCT. (mS/cm)	DO (mg/L)	pH	Turb (NTU)	ORP (mV)
14:47	16.98	0.2	0.2	14.46	0.793	0.49	7.1	-5	36
14:50	17.00	0.2	0.6	13.8	0.818	0.44	6.91	-5	31
14:53	17.01	0.2	0.6	13.42	0.813	0.58	6.87	-5	31
14:56	17.01	0.2	0.6	12.99	0.81	0.73	6.81	-5	33
14:59	16.99	0.2	0.6	12.87	0.793	0.49	6.74	-5	38
15:02	16.99	0.2	0.6	12.82	0.786	0.43	6.72	-5	41
15:05	17.00	0.2	0.6	12.77	0.769	0.4	6.67	-5	49
15:08	17.00	0.2	0.6	12.73	0.765	0.57	6.63	985	0

Note: Condition of the well: See STATIC WATER LEVEL FORM

Field Personnel: KA

E M FIELD SAMPLING REPORT

PROJECT: RVAAP LOCATION: LOADLINE 6 PROJECT NO.: 030174.0016.001

SAMPLE INFORMATION

WELL: LL6mw-008 SampleID: FWGLL6mw-008-0123-GW/GF DuplID:

SplitID: RinseID:

MATRIX: WG - Ground Water SAMPLING METHOD: BP - Bladder Pump MS/MSD: N

GRAB: COMPOSITE: N DATE: 7/25/2012 TIME: 15:19

FIELD READINGS / OBSERVATIONS

	Turb (NTU):	909	Color:	
	ORP (mV):	50	Odor:	None

pH: 6.6 Temperature (°C): 12.66 DO (mg/L): 0.38 Specific Conductivity (mS/cm): 0.767

GENERAL INFORMATION

SUN/OVERCAST Sunny PERCIPITATION: N WIND DIRECTION: E AMBIENT TEMP (°F): 75

SHIPPED VIA: Lab Pickup

SHIPPED TO: Testamerica

SAMPLER: AD Cmt:

CONTAINER		PRESERVATIVE	ANAL TICAL METHOD	ANAL SIS
SIZE/TYPE	***NUMBER***			
1L/Amber	1	4C	353.2/8330	Propellants
1L/Amber	2	4C	8081	Pest
1L/Amber	2	4C	8082	PCB
1L/Amber	2	4C	8330	Explo
250ml/Poly	1	4C	218.6	Hex. Chrom.
40ml/Vial	3	HCl	8260	VOC
250ml/Poly	1	NaOH	9012	Cyanide
1L/Poly	1	HNO3	6010/6020/7470	Metals
1L/Amber	2	4C	8270	SVOC

EQM MONITOR WELL PURGING FORM

PROJECT NAME: **RVAAP** PROJECT NUMBER: **030174.0016.001**

LOCATION: LOADLINE 6 DATE: 7/25/2012 START TIME: 13:36

WELL ID: LL6mw-009

WELL DEPTH: INITIAL WATER LEVEL: 16.4

WELL DIAMETER 2 in. SCREEN INTERVAL: 31.3 - 41.3

PUMP/PURGING DEVICE: BP - BLADDER PUMP PUMP INTAKE DEPTH: 39.3

PUMP READINGS: Throttle: 90 Recharge: 10 Discharge: 5

COMMENTS Clear Odor:None

TIME	WATER LEVEL (btoc)	PURGE RATE L/min)	VOLUME PURGED (L)	TEMP. (°C)	SPECIFIC CONDUCT. (mS/cm)	DO (mg/L)	pH	Turb (NTU)	ORP (mV)
13:38	16.42	0.2	0.2	13.51	0.646	0.37	6.81	303	-50
13:41	16.55	0.2	0.6	13.13	0.645	0.11	6.8	292	-50
13:44	16.52	0.2	0.6	12.67	0.645	0	6.76	330	-49
13:47	16.50	0.2	0.6	12.43	0.646	0	6.72	266	-48
13:50	16.50	0.2	0.6	12.22	0.648	0	6.66	259	-45

Note: Condition of the well: See STATIC WATER LEVEL FORM

Field Personnel: KA

E M FIELD SAMPLING REPORT

PROJECT: RVAAP LOCATION: LOADLINE 6 PROJECT NO.: 030174.0016.001

SAMPLE INFORMATION

WELL: LL6mw-009 SampleID: FWGLL6mw-009-0124-GW/GF DuplID:

SplitID: RinseID:

MATRIX: WG - Ground Water SAMPLING METHOD: BP - Bladder Pump MS/MSD: N

GRAB: COMPOSITE: N DATE: 7/25/2012 TIME: 14:19

FIELD READINGS / OBSERVATIONS

	Turb (NTU):	239	Color:	Clear
	ORP (mV):	-45	Odor:	None

pH: 6.65 Temperature (°C): 12.49 DO (mg/L): 0 Specific Conductivity (mS/cm): 0.649

GENERAL INFORMATION

SUN/OVERCAST Sunny PERCIPITATION: N WIND DIRECTION: E AMBIENT TEMP (°F): 79

SHIPPED VIA: Lab Pickup

SHIPPED TO: Testamerica

SAMPLER: AD Cmt:

CONTAINER		PRESERVATIVE	ANAL TICAL METHOD	ANAL SIS
SIZE/TYPE	***NUMBER***			
1L/Amber	2	4C	8270	SVOC
250ml/Poly	1	NaOH	9012	Cyanide
1L/Poly	1	HNO3	6010/6020/7470	Metals
1L/Amber	2	4C	8330	Explo
1L/Amber	2	4C	8081	Pest
40ml/Vial	3	HCl	8260	VOC
250ml/Poly	1	4C	218.6	Hex. Chrom.
1L/Amber	1	4C	353.2/8330	Propellants
1L/Amber	2	4C	8082	PCB

EQM MONITOR WELL PURGING FORM

PROJECT NAME: **RVAAP** PROJECT NUMBER: **030174.0016.001**

LOCATION: LOADLINE 10 DATE: 7/26/2012 START TIME: 8:32

WELL ID: LL10mw-003

WELL DEPTH: INITIAL WATER LEVEL: 21.62

WELL DIAMETER 2 in. SCREEN INTERVAL: 16 - 26

PUMP/PURGING DEVICE: BP - BLADDER PUMP PUMP INTAKE DEPTH: 24.0

PUMP READINGS: Throttle: 50 Recharge: 12 Discharge: 3

COMMENTS Clear Odor:None

TIME	WATER LEVEL (btoc)	PURGE RATE L/min)	VOLUME PURGED (L)	TEMP. (°C)	SPECIFIC CONDUCT. (mS/cm)	DO (mg/L)	pH	Turb (NTU)	ORP (mV)
8:38	21.67	0.2	0.3	17.83	0.9	3.09	6.17	123	134
8:41	21.69	0.2	0.6	16.93	0.9	2.56	6.24	124	137
8:44	21.72	0.2	0.6	16.13	0.9	2.8	6.32	118	134
8:47	21.71	0.2	0.6	15.85	0.9	2.95	6.34	119	136
8:50	21.70	0.2	0.6	15.56	0.9	3	6.38	97.1	141
8:53	21.70	0.2	0.6	15.18	0.9	3.25	6.43	81.3	139
8:56	21.70	0.2	1	15.24	0.9	3.83	6.41	69.2	140
8:59	21.70	0.2	0.6	15.14	0.9	3.9	6.38	61.2	146
9:02	21.70	0.2	0.6	15.28	0.9	4.01	6.43	53.2	142

Note: Condition of the well: See STATIC WATER LEVEL FORM

Field Personnel: CAL

EQM FIELD SAMPLING REPORT

PROJECT: **RVAAP** LOCATION: **LOADLINE 10** PROJECT NO.: **030174.0016.001**

SAMPLE INFORMATION

WELL: LL10mw-003 SampleID: FWGLL10mw-003C-0097-GW/GF DuplID:

SplitID: RinseID:

MATRIX: WG - Ground Water SAMPLING METHOD: BP - Bladder Pump MS/MSD: N

GRAB: Y COMPOSITE: N DATE: 7/26/2012 TIME: 9:04

FIELD READINGS / OBSERVATIONS

	Turb (NTU):	49.8	Color:	Clear
	ORP (mV):	142	Odor:	None

pH: 6.38 Temperature (°C): 15.24 DO (mg/L): 4.3 Specific Conductivity (mS/cm): 0.9

GENERAL INFORMATION

SUN/OVERCAST Overcast PERCIPITATION: N WIND DIRECTION: W AMBIENT TEMP (°F): 80

SHIPPED VIA: Lab Pic up

SHIPPED TO: Testamerica

SAMPLER: CAL Cmt:

CONTAINER		PRESERVATIVE	ANALYTICAL METHOD	ANALYSIS
SIZE/TYPE	*NUMBER*			
40ml/Vial	3	HCl	8260	VOC
1L/Poly	1	HNO3	6010/6020/7470	Metals

EQM MONITOR WELL PURGING FORM

PROJECT NAME: **RVAAP** PROJECT NUMBER: **030174.0016.001**

LOCATION: LOADLINE 11 DATE: 7/25/2012 START TIME: 15:30

WELL ID: LL11mw-007

WELL DEPTH: _____ INITIAL WATER LEVEL: 16.3

WELL DIAMETER 2 in. SCREEN INTERVAL: 12.4 - 22.4

PUMP/PURGING DEVICE: BP - BLADDER PUMP PUMP INTAKE DEPTH: 20.4

PUMP READINGS: Throttle: 35 Recharge: 10 Discharge: 5

COMMENTS Clear Odor:None

TIME	WATER LEVEL (btoc)	PURGE RATE L/min)	VOLUME PURGED (L)	TEMP. (°C)	SPECIFIC CONDUCT. (mS/cm)	DO (mg/L)	pH	Turb (NTU)	ORP (mV)
16:27	16.45	0.2	0.2	16.35	0.751	5.4	6.88	999	-109
16:30	16.46	0.2	0.6	14.79	0.75	6.08	6.79	999	-94
16:33	16.48	0.2	0.6	14.53	0.739	5.93	6.69	827	-82
16:36	16.52	0.2	0.6	14.67	0.713	6.35	6.68	654	-78
16:39	16.53	0.2	0.6	14.66	0.745	5.14	6.63	506	-84
16:42	16.53	0.2	0.6	15.27	0.733	4.45	6.7	420	-96
16:45	16.53	0.2	0.6	14.24	0.762	4.57	6.8	336	-106
16:48	16.53	0.2	0.6	14.26	0.761	4.47	6.83	302	-111
16:52	16.53	0.2	0.8	13.87	0.765	4.52	6.84	257	-115

Note: Condition of the well: See STATIC WATER LEVEL FORM

Field Personnel: EC

EQM FIELD SAMPLING REPORT

PROJECT: **RVAAP** LOCATION: **LOADLINE 11** PROJECT NO.: **030174.0016.001**

SAMPLE INFORMATION

WELL: LL11mw-007 SampleID: FWGLL11mw-007C-0098-GW/GF DuplID:

SplitID: RinseID:

MATRIX: WG - Ground Water SAMPLING METHOD: BP - Bladder Pump MS/MSD: N

GRAB: Y COMPOSITE: N DATE: 7/25/2012 TIME: 17:00

FIELD READINGS / OBSERVATIONS

	Turb (NTU):	232	Color:	Clear
	ORP (mV):	-117	Odor:	None

pH: 6.86 Temperature (°C): 13.87 DO (mg/L): 4.48 Specific Conductivity (mS/cm): 0.768

GENERAL INFORMATION

SUN/OVERCAST Sunny PERCIPITATION: N WIND DIRECTION: NW AMBIENT TEMP (°F): 80

SHIPPED VIA: Lab Pickup

SHIPPED TO: TestAmerica

SAMPLER: EC Cmt:

CONTAINER		PRESERVATIVE	ANALYTICAL METHOD	ANALYSIS
SIZE/TYPE	*NUMBER*			
40ml/Vial	3	HCl	8260	VOC
1L/Amber	2	4C	8270	SVOC
1L/Amber	2	4C	8081	Pest
1L/Amber	2	4C	353.2/8330	Propellants
1L/Poly	1	HNO3	6010/6020/7470	Metals
1L/Amber	1	4C	8330	Explo

EQM MONITOR WELL PURGING FORM

PROJECT NAME: **RVAAP** PROJECT NUMBER: **030174.0016.001**

LOCATION: LOADLINE 11 DATE: 7/24/2012 START TIME: 14:18

WELL ID: LL11mw-011

WELL DEPTH: _____ INITIAL WATER LEVEL: 9.62

WELL DIAMETER 2 in. SCREEN INTERVAL: 7.8 - 17.8

PUMP/PURGING DEVICE: BP - BLADDER PUMP PUMP INTAKE DEPTH: 15.8

PUMP READINGS: Throttle: 50 Recharge: 12 Discharge: 3

COMMENTS high turb purge 1 L prior to start and extra afterward before sample tan-gray Odor:None

TIME	WATER LEVEL (btoc)	PURGE RATE L/min)	VOLUME PURGED (L)	TEMP. (°C)	SPECIFIC CONDUCT. (mS/cm)	DO (mg/L)	pH	Turb (NTU)	ORP (mV)
14:26	9.70	0.2	1	17.08	0.9	1.83	6.95	-5	-78
14:29	9.48	0.2	0.6	16.9	0.9	0	7	-5	-83
14:32	9.48	0.2	0.6	16.89	0.9	0	7.05	-5	-88
14:35	9.48	0.2	0.6	16.75	0.9	0	7.08	-5	-87
14:38	9.48	0.2	0.6	16.72	0.9	0	7.09	-5	-78
14:41	9.48	0.2	0.6	16.7	0.9	0	7.1	-5	-77

Note: Condition of the well: See STATIC WATER LEVEL FORM

Field Personnel: CAL

EQM FIELD SAMPLING REPORT

PROJECT: **RVAAP** LOCATION: **LOADLINE 11** PROJECT NO.: **030174.0016.001**

SAMPLE INFORMATION

WELL: LL11mw-011 SampleID: FWGLL11mw-011-0099-GW/GF DuplID:

SplitID: RinseID:

MATRIX: WG - Ground Water SAMPLING METHOD: BP - Bladder Pump MS/MSD: N

GRAB: **Y** COMPOSITE: **N** DATE: 7/24/2012 TIME: 14:42

FIELD READINGS / OBSERVATIONS

	Turb (NTU):	680	Color:	tan-gray
	ORP (mV):	-90	Odor:	None

pH: 7.1 Temperature (°C): 16.64 DO (mg/L): 0 Specific Conductivity (mS/cm): 0.9

GENERAL INFORMATION

SUN/OVERCAST Overcast PERCIPITATION: N WIND DIRECTION: W AMBIENT TEMP (°F): 85

SHIPPED VIA: Lab PU/FedEx

SHIPPED TO: Multiple Labs

SAMPLER: CAL Cmt: NTU @ -5 after 10 mins & 20 mins then 680 after 30 min

CONTAINER		PRESERVATIVE	ANALYTICAL METHOD	ANALYSIS
SIZE/TYPE	*NUMBER*			
1L/Poly	1	HNO3	6010/6020/7470	Metals
250ml/Poly	1	NaOH	9012	Cyanide
40ml/Vial	3	HCl	8260	VOC
1L/Amber	2	4C	8270	SVOC
1L/Amber	2	4C	8081	Pest
1L/Amber	2	4C	8082	PCB
1L/Amber	1	4C	8330	Explo
1L/Amber	2	4C	353.2/8330	Propellants
250ml/Poly	1	4C	218.6	Hex. Chrom.

EQM MONITOR WELL PURGING FORM

PROJECT NAME: **RVAAP** PROJECT NUMBER: **030174.0016.001**

LOCATION: LOADLINE 11 DATE: 7/24/2012 START TIME: 15:27

WELL ID: LL11mw-012

WELL DEPTH: INITIAL WATER LEVEL: 21.4

WELL DIAMETER 2 in. SCREEN INTERVAL: 104.5 - 114.5

PUMP/PURGING DEVICE: BP - BLADDER PUMP PUMP INTAKE DEPTH: 112.5

PUMP READINGS: Throttle: 100 Recharge: 20 Discharge: 40

COMMENTS tint Odor:None

TIME	WATER LEVEL (btoc)	PURGE RATE L/min)	VOLUME PURGED (L)	TEMP. (°C)	SPECIFIC CONDUCT. (mS/cm)	DO (mg/L)	pH	Turb (NTU)	ORP (mV)
15:30	21.45	0.35	1	15	0.9	0	7.17	676	-45
15:33	21.43	0.35	1.05	15.15	0.9	0	7.14	508	-55
15:36	21.45	0.35	1.05	14.85	0.9	0	7.13	498	-61

Note: Condition of the well: See STATIC WATER LEVEL FORM

Field Personnel: CAL

EQM FIELD SAMPLING REPORT

PROJECT: **RVAAP** LOCATION: **LOADLINE 11** PROJECT NO.: **030174.0016.001**

SAMPLE INFORMATION

WELL: LL11mw-012 SampleID: FWGLL12mw-012-0100-GW/GF DuplID:

SplitID: RinseID:

MATRIX: WG - Ground Water SAMPLING METHOD: BP - Bladder Pump MS/MSD: N

GRAB: Y COMPOSITE: N DATE: 7/24/2012 TIME: 15:38

FIELD READINGS / OBSERVATIONS

	Turb (NTU):	428	Color:	tint
	ORP (mV):	-64	Odor:	None

pH: 7.09 Temperature (°C): 14.59 DO (mg/L): 0 Specific Conductivity (mS/cm): 0.9

GENERAL INFORMATION

SUN/OVERCAST Overcast PERCIPITATION: N WIND DIRECTION: S AMBIENT TEMP (°F): 85

SHIPPED VIA: Lab PU/FedEx

SHIPPED TO: Multiple Labs

SAMPLER: CAL Cmt:

CONTAINER		PRESERVATIVE	ANALYTICAL METHOD	ANALYSIS
SIZE/TYPE	*NUMBER*			
1L/Amber	1	4C	8330	Explo
1L/Amber	2	4C	353.2/8330	Propellants
1L/Amber	2	4C	8081	Pest
1L/Amber	2	4C	8270	SVOC
40ml/Vial	3	HCl	8260	VOC
250ml/Poly	1	NaOH	9012	Cyanide
1L/Amber	2	4C	8082	PCB
1L/Poly	1	HNO3	6010/6020/7470	Metals
250ml/Poly	1	4C	218.6	Hex. Chrom.

EQM MONITOR WELL PURGING FORM

PROJECT NAME: **RVAAP** PROJECT NUMBER: **030174.0016.001**

LOCATION: LOADLINE 12 DATE: 7/23/2012 START TIME: 16:45

WELL ID: LL12mw-182

WELL DEPTH: _____ INITIAL WATER LEVEL: 11.35

WELL DIAMETER 2 in. SCREEN INTERVAL: 25.2 - 35.2

PUMP/PURGING DEVICE: BP - BLADDER PUMP PUMP INTAKE DEPTH: 33.2

PUMP READINGS: Throttle: 50 Recharge: 12 Discharge: 3

COMMENTS Clear Odor:None

TIME	WATER LEVEL (btoc)	PURGE RATE L/min)	VOLUME PURGED (L)	TEMP. (°C)	SPECIFIC CONDUCT. (mS/cm)	DO (mg/L)	pH	Turb (NTU)	ORP (mV)
16:46	11.80	0.2	0.5	16	1.03	6.67	7.61	225	-45
16:49	12.02	0.2	0.6	14.85	1.13	5.73	7.29	242	-56
16:52	12.10	0.2	0.6	14.73	1.12	3.32	7.16	209	-60
16:55	12.14	0.2	0.6	14.48	1.12	3.21	7.13	189	-61
16:58	12.20	0.2	0.6	14.52	1.11	3.01	7.11	120	-62
17:01	12.25	0.2	0.6	14.51	1.1	2.95	7.09	106	-63

Note: Condition of the well: See STATIC WATER LEVEL FORM

Field Personnel: CAL

EQM FIELD SAMPLING REPORT

PROJECT: **RVAAP** LOCATION: **LOADLINE 12** PROJECT NO.: **030174.0016.001**

SAMPLE INFORMATION

WELL: LL12mw-182 SampleID: FWGLL12mw-182C-0101-GW DuplID:

SplitID: RinseID:

MATRIX: WG - Ground Water SAMPLING METHOD: BP - Bladder Pump MS/MSD: N

GRAB: Y COMPOSITE: N DATE: 7/23/2012 TIME: 17:04

FIELD READINGS / OBSERVATIONS

	Turb (NTU):	103	Color:	Clear
	ORP (mV):	-63	Odor:	None

pH: 7.08 Temperature (°C): 14.42 DO (mg/L): 2.87 Specific Conductivity (mS/cm): 1.1

GENERAL INFORMATION

SUN/OVERCAST Overcast PERCIPITATION: N WIND DIRECTION: S AMBIENT TEMP (°F): 90

SHIPPED VIA: Lab Pickup

SHIPPED TO: Testamerica

SAMPLER: CAL Cmt:

CONTAINER		PRESERVATIVE	ANALYTICAL METHOD	ANALYSIS
SIZE/TYPE	*NUMBER*			
1L/Amber	2	4C	8270	SVOC

EQM MONITOR WELL PURGING FORM

PROJECT NAME: **RVAAP** PROJECT NUMBER: **030174.0016.001**

LOCATION: LOADLINE 12 DATE: 7/23/2012 START TIME: 17:10

WELL ID: LL12mw-182ss

WELL DEPTH: INITIAL WATER LEVEL: 12.09

WELL DIAMETER 2 in. SCREEN INTERVAL: 25.25 - 35.25

PUMP/PURGING DEVICE: BP - BLADDER PUMP PUMP INTAKE DEPTH: 33.3

PUMP READINGS: Throttle: 50 Recharge: 12 Discharge: 3

COMMENTS tint Odor:None

TIME	WATER LEVEL (btoc)	PURGE RATE L/min)	VOLUME PURGED (L)	TEMP. (°C)	SPECIFIC CONDUCT. (mS/cm)	DO (mg/L)	pH	Turb (NTU)	ORP (mV)
17:14	11.65	0.18	0.5	15.55	1.14	1.84	7.28	477	-56
17:17	12.00	0.155	0.465	15.42	1.11	0.2	7.09	478	-61
17:20	12.23	0.15	0.45	14.92	1.11	0	7.06	462	-65
17:23	12.32	0.15	0.45	14.92	1.1	0	7.04	469	-66

Note: Condition of the well: See STATIC WATER LEVEL FORM

Field Personnel: CAL

EQM FIELD SAMPLING REPORT

PROJECT: **RVAAP** LOCATION: **LOADLINE 12** PROJECT NO.: **030174.0016.001**

SAMPLE INFORMATION

WELL: LL12mw-182ss SampleID: FWGLL12mw-182ss-0102-GW DuplID:

SplitID: RinseID:

MATRIX: WG - Ground Water SAMPLING METHOD: BP - Bladder Pump MS/MSD: N

GRAB: **Y** COMPOSITE: **N** DATE: 7/23/2012 TIME: 17:28

FIELD READINGS / OBSERVATIONS

	Turb (NTU): 501	Color:	tint
	ORP (mV): -67	Odor:	None

pH: 7.03 Temperature (°C): 14.85 DO (mg/L): 0 Specific Conductivity (mS/cm): 1.09

GENERAL INFORMATION

SUN/OVERCAST Sunny PERCIPITATION: N WIND DIRECTION: S AMBIENT TEMP (°F): 90

SHIPPED VIA: Lab Pickup

SHIPPED TO: Testamerica

SAMPLER: CAL Cmt:

CONTAINER		PRESERVATIVE	ANALYTICAL METHOD	ANALYSIS
SIZE/TYPE	*NUMBER*			
1L/Amber	2	4C	8270	SVOC

EQM MONITOR WELL PURGING FORM

PROJECT NAME: **RVAAP** PROJECT NUMBER: **030174.0016.001**

LOCATION: LOADLINE 12 DATE: 7/24/2012 START TIME: 9:02

WELL ID: LL12mw-185

WELL DEPTH: INITIAL WATER LEVEL: 8.68

WELL DIAMETER 2 in. SCREEN INTERVAL: 10.8 - 20.8

PUMP/PURGING DEVICE: BP - BLADDER PUMP PUMP INTAKE DEPTH: 18.8

PUMP READINGS: Throttle: 50 Recharge: 12 Discharge: 3

COMMENTS tint Odor:None

TIME	WATER LEVEL (btoc)	PURGE RATE L/min)	VOLUME PURGED (L)	TEMP. (°C)	SPECIFIC CONDUCT. (mS/cm)	DO (mg/L)	pH	Turb (NTU)	ORP (mV)
9:08	8.79	0.2	0.3	24.08	4.77	8.69	4.61	318	166
9:11	8.99	0.2	0.6	21.04	4.69	9.66	4.47	330	157
9:14	9.19	0.2	0.6	20.08	4.6	9.79	4.49	350	148
9:17	9.40	0.18	0.54	19.78	4.54	9.9	4.5	361	138
9:20	9.58	0.18	0.54	19.59	4.5	10	4.5	363	131

Note: Condition of the well: See STATIC WATER LEVEL FORM

Field Personnel: CAL

EQM FIELD SAMPLING REPORT

PROJECT: **RVAAP** LOCATION: **LOADLINE 12** PROJECT NO.: **030174.0016.001**

SAMPLE INFORMATION

WELL: LL12mw-185 SampleID: FWGLL12mw-185C-0103-GW/GF DuplID:

SplitID: RinseID:

MATRIX: WG - Ground Water SAMPLING METHOD: BP - Bladder Pump MS/MSD: N

GRAB: Y COMPOSITE: N DATE: 7/24/2012 TIME: 9:24

FIELD READINGS / OBSERVATIONS

	Turb (NTU):	362	Color:	tint
	ORP (mV):	128	Odor:	None

pH: 4.49 Temperature (°C): 19.09 DO (mg/L): 10.12 Specific Conductivity (mS/cm): 4.48

GENERAL INFORMATION

SUN/OVERCAST Overcast PERCIPITATION: N WIND DIRECTION: S AMBIENT TEMP (°F): 85

SHIPPED VIA: Lab Pickup

SHIPPED TO: Testamerica

SAMPLER: CAL Cmt:

CONTAINER		PRESERVATIVE	ANALYTICAL METHOD	ANALYSIS
SIZE/TYPE	*NUMBER*			
1L/Poly	1	HNO3	6010/6020/7470	Metals
250ml/Poly	1	H2SO4	353.2	NO3/NO2

EQM MONITOR WELL PURGING FORM

PROJECT NAME: **RVAAP** PROJECT NUMBER: **030174.0016.001**

LOCATION: LOADLINE 12 DATE: 7/26/2012 START TIME: 8:41

WELL ID: LL12mw-187

WELL DEPTH: INITIAL WATER LEVEL: 10.89

WELL DIAMETER 2 in. SCREEN INTERVAL: 17.2 - 27.2

PUMP/PURGING DEVICE: BP - BLADDER PUMP PUMP INTAKE DEPTH: 25.2

PUMP READINGS: Throttle: 100 Recharge: 10 Discharge: 5

COMMENTS Clear Odor:None

TIME	WATER LEVEL (btoc)	PURGE RATE L/min)	VOLUME PURGED (L)	TEMP. (°C)	SPECIFIC CONDUCT. (mS/cm)	DO (mg/L)	pH	Turb (NTU)	ORP (mV)
8:43	11.00	0.3	0.2	12.4	12.7	0	6.22	897	201
8:46	12.00	0.3	0.9	12.5	9.6	0	6.18	59.8	202
8:49	12.20	0.3	0.9	12.1	9.2	0	6.15	63.4	202
8:52	12.45	0.3	0.9	12	9.1	0	6.15	76.4	202
8:55	12.68	0.3	0.9	12.2	9	0	6.16	73	202

Note: Condition of the well: See STATIC WATER LEVEL FORM

Field Personnel: KA

E M FIELD SAMPLING REPORT

PROJECT: RVAAP LOCATION: LOADLINE 12 PROJECT NO.: 030174.0016.001

SAMPLE INFORMATION

WELL: LL12mw-187 SampleID: FWGLL12mw-187C-0104-GW/GF DuplID:

SplitID: RinseID:

MATRIX: WG - Ground Water SAMPLING METHOD: BP - Bladder Pump MS/MSD: N

GRAB: COMPOSITE: N DATE: 7/26/2012 TIME: 9:03

FIELD READINGS / OBSERVATIONS

	Turb (NTU):	76.6	Color:	Clear
	ORP (mV):	202	Odor:	None

pH: 6.15 Temperature (°C): 12.2 DO (mg/L): 0 Specific Conductivity (mS/cm): 9

GENERAL INFORMATION

SUN/OVERCAST Overcast PERCIPITATION: N WIND DIRECTION: E AMBIENT TEMP (°F): 75

SHIPPED VIA: Lab Pickup

SHIPPED TO: Testamerica

SAMPLER: AD Cmt:

CONTAINER		PRESERVATIVE	ANAL TICAL METHOD	ANAL SIS
SIZE/TYPE	***NUMBER***			
1L/Poly	1	HNO3	6010/6020/7470	Metals
1L/Amber	2	4C	353.2/8330	Propellants
1L/Amber	2	4C	8082	PCB
1L/Amber	2	4C	8081	Pest
1L/Amber	2	4C	8270	SVOC
40ml/Vial	3	HCl	8260	VOC
1L/Amber	1	4C	8330	Explo
250ml/Poly	1	H2SO4	353.2	NO3/NO2

EQM MONITOR WELL PURGING FORM

PROJECT NAME: **RVAAP** PROJECT NUMBER: **030174.0016.001**

LOCATION: LOADLINE 12 DATE: 7/26/2012 START TIME: 8:25

WELL ID: LL12mw-242

WELL DEPTH: _____ INITIAL WATER LEVEL: 10.97

WELL DIAMETER 2 in. SCREEN INTERVAL: 15.5 - 25.5

PUMP/PURGING DEVICE: BP - BLADDER PUMP PUMP INTAKE DEPTH: 23.5

PUMP READINGS: Throttle: 40 Recharge: 10 Discharge: 5

COMMENTS Clear Odor:None

TIME	WATER LEVEL (btoc)	PURGE RATE L/min)	VOLUME PURGED (L)	TEMP. (°C)	SPECIFIC CONDUCT. (mS/cm)	DO (mg/L)	pH	Turb (NTU)	ORP (mV)
8:38	11.12	0.2	0.25	14.23	0.847	5.38	6.18	999	-89
8:41	11.30	0.2	0.6	14.02	0.845	5.33	6.22	999	-95
8:44	11.34	0.2	0.6	13.85	0.843	6.53	6.32	875	-100
8:47	11.35	0.2	0.6	13.71	0.843	6.77	6.39	720	-97
8:51	11.36	0.2	0.8	13.44	0.844	6.34	6.46	534	-95
8:54	11.36	0.2	0.6	13.63	0.837	5.97	6.47	515	-95
8:57	11.37	0.2	0.6	13.77	0.83	5.76	6.58	492	-98
9:00	11.37	0.2	0.6	13.64	0.828	5.84	6.64	468	-98
9:03	11.37	0.2	0.6	13.87	0.825	5.77	6.67	334	-98

Note: Condition of the well: See STATIC WATER LEVEL FORM

Field Personnel: EC

EQM FIELD SAMPLING REPORT

PROJECT: **RVAAP** LOCATION: **LOADLINE 12** PROJECT NO.: **030174.0016.001**

SAMPLE INFORMATION

WELL: LL12mw-242 SampleID: FWGLL12mw-242C-0105-GW/GF DupID:

SplitID: RinseID:

MATRIX: WG - Ground Water SAMPLING METHOD: BP - Bladder Pump MS/MSD: N

GRAB: Y COMPOSITE: N DATE: 7/26/2012 TIME: 9:15

FIELD READINGS / OBSERVATIONS

	Turb (NTU):	329	Color:	Clear
	ORP (mV):	-97	Odor:	None

pH: 6.69 Temperature (°C): 13.89 DO (mg/L): 5.79 Specific Conductivity (mS/cm): 0.823

GENERAL INFORMATION

SUN/OVERCAST Overcast PERCIPITATION: N WIND DIRECTION: NW AMBIENT TEMP (°F): 80

SHIPPED VIA: Lab Pickup

SHIPPED TO: TestAmerica

SAMPLER: EC Cmt:

CONTAINER		PRESERVATIVE	ANALYTICAL METHOD	ANALYSIS
SIZE/TYPE	*NUMBER*			
1L/Amber	2	4C	353.2/8330	Propellants
1L/Amber	2	4C	8081	Pest
250ml/Poly	1	H2SO4	353.2	NO3/NO2
1L/Amber	2	4C	8082	PCB
1L/Amber	2	4C	8270	SVOC
1L/Poly	1	HNO3	6010/6020/7470	Metals
1L/Amber	1	4C	8330	Explo
40ml/Vial	3	HCl	8260	VOC

EQM MONITOR WELL PURGING FORM

PROJECT NAME: **RVAAP** PROJECT NUMBER: **030174.0016.001**

LOCATION: LOADLINE 12 DATE: 7/24/2012 START TIME: 8:50

WELL ID: LL12mw-245

WELL DEPTH: INITIAL WATER LEVEL: 8.93

WELL DIAMETER 2 in. SCREEN INTERVAL: 18 - 28

PUMP/PURGING DEVICE: BP - BLADDER PUMP PUMP INTAKE DEPTH: 26.0

PUMP READINGS: Throttle: 15 Recharge: 10 Discharge: 5

COMMENTS SLOW WELL-NO FURTHER QC cloudy Odor:None

TIME	WATER LEVEL (btoc)	PURGE RATE L/min)	VOLUME PURGED (L)	TEMP. (°C)	SPECIFIC CONDUCT. (mS/cm)	DO (mg/L)	pH	Turb (NTU)	ORP (mV)
9:00	9.74	0.1	0.5	15.31	1.27	8.95	6.29	999	130
9:03	9.93	0.1	0.3	15.38	1.27	9.01	6.32	999	126
9:06	10.25	0.1	0.3	15.59	1.25	8.65	6.35	999	119
9:09	10.78	0.1	0.3	15.45	1.28	9.13	6.51	804	104
9:12	10.99	0.1	0.3	15.34	1.27	8.85	6.56	704	99
9:15	11.10	0.1	0.3	15.24	1.27	8.79	6.58	542	97
9:18	11.22	0.1	0.3	15.01	1.27	8.68	6.6	297	94

Note: Condition of the well: See STATIC WATER LEVEL FORM

Field Personnel: EC

EQM FIELD SAMPLING REPORT

PROJECT: **RVAAP** LOCATION: **LOADLINE 12** PROJECT NO.: **030174.0016.001**

SAMPLE INFORMATION

WELL: LL12mw-245 SampleID: FWGLL12mw-245C-0106-GW/GF DuplID: FWGLL12mw-DUP5-0143-GW/GF

SplitID: FWGLL12mw-245C-0150s-GW/GF RinseID:

MATRIX: WG - Ground Water SAMPLING METHOD: BP - Bladder Pump MS/MSD: N

GRAB: Y COMPOSITE: N DATE: 7/24/2012 TIME: 9:30

FIELD READINGS / OBSERVATIONS

	Turb (NTU): 276	Color:	cloudy
	ORP (mV): 87	Odor:	None

pH: 6.67 Temperature (°C): 14.95 DO (mg/L): 8.87 Specific Conductivity (mS/cm): 1.26

GENERAL INFORMATION

SUN/OVERCAST Overcast PERCIPITATION: N WIND DIRECTION: NW AMBIENT TEMP (°F): 75

SHIPPED VIA: Lab PU/FedEx

SHIPPED TO: Multiple Labs

SAMPLER: EC Cmt:

CONTAINER		PRESERVATIVE	ANALYTICAL METHOD	ANALYSIS
SIZE/TYPE	*NUMBER*			
1L/Amber	6	4C	8270	SVOC
1L/Amber	3	4C	8330	Explo
1L/Amber	2	4C	8081	Pest
1L/Amber	2	4C	8082	PCB
1L/Poly	3	HNO3	6010/6020/7470	Metals
1L/Amber	5	4C	353.2/8330	Propellants
40ml/Vial	9	HCl	8260	VOC
250ml/Poly	3	H2SO4	353.2	NO3/NO2

EQM MONITOR WELL PURGING FORM

PROJECT NAME: **RVAAP** PROJECT NUMBER: **030174.0016.001**

LOCATION: LOADLINE 12 DATE: 7/26/2012 START TIME: 8:20

WELL ID: LL12mw-246

WELL DEPTH: _____ INITIAL WATER LEVEL: 17.28

WELL DIAMETER 2 in. SCREEN INTERVAL: 21.5 - 31.5

PUMP/PURGING DEVICE: BP - BLADDER PUMP PUMP INTAKE DEPTH: 29.5

PUMP READINGS: Throttle: 70 Recharge: 10 Discharge: 5

COMMENTS Clear Odor:None

TIME	WATER LEVEL (btoc)	PURGE RATE L/min)	VOLUME PURGED (L)	TEMP. (°C)	SPECIFIC CONDUCT. (mS/cm)	DO (mg/L)	pH	Turb (NTU)	ORP (mV)
8:30	18.01	0.2	0.2	13.3	1.05	0.77	6.77	742	-59
8:33	18.92	0.2	0.6	12.23	1.03	0	6.81	485	-68
8:36	19.54	0.2	0.6	11.95	1.02	0	6.81	235	-70
8:39	20.15	0.2	0.6	11.79	1.02	0	6.8	252	-70

Note: Condition of the well: See STATIC WATER LEVEL FORM

Field Personnel: MLL

EQM FIELD SAMPLING REPORT

PROJECT: RVAAP LOCATION: LOADLINE 12 PROJECT NO.: 030174.0016.001

SAMPLE INFORMATION

WELL: LL12mw-246 SampleID: FWGLL12mw-246-0106-GW/GF DuplID:

SplitID: RinseID:

MATRIX: WG - Ground Water SAMPLING METHOD: BP - Bladder Pump MS/MSD: N

GRAB: COMPOSITE: N DATE: 7/26/2012 TIME: 8:47

FIELD READINGS / OBSERVATIONS

	Turb (NTU):	113	Color:	Clear
	ORP (mV):	-71	Odor:	None

pH: 6.79 Temperature (°C): 11.75 DO (mg/L): 0 Specific Conductivity (mS/cm): 1.01

GENERAL INFORMATION

SUN/OVERCAST Overcast PERCIPITATION: N WIND DIRECTION: W AMBIENT TEMP (°F): 80

SHIPPED VIA: Lab Pickup

SHIPPED TO: Testamerica

SAMPLER: MLL Cmt: slig t tan colored

CONTAINER		PRESERVATIVE	ANAL TICAL METHOD	ANAL SIS
SIZE/TYPE	***NUMBER***			
1L/Amber	2	4C	8081	Pest
1L/Amber	2	4C	8270	SVOC
250ml/Poly	1	H2SO4	353.2	NO3/NO2
1L/Amber	2	4C	8082	PCB
1L/Amber	1	4C	8330	Explo
1L/Amber	2	4C	353.2/8330	Propellants
1L/Poly	1	HNO3	6010/6020/7470	Metals
40ml/Vial	3	HCl	8260	VOC

EQM MONITOR WELL PURGING FORM

PROJECT NAME: **RVAAP** PROJECT NUMBER: **030174.0016.001**

LOCATION: LOADLINE 12 DATE: 7/24/2012 START TIME: 9:50

WELL ID: LL12mw-247

WELL DEPTH: INITIAL WATER LEVEL: 6.63

WELL DIAMETER 2 in. SCREEN INTERVAL: 10 - 20

PUMP/PURGING DEVICE: BP - BLADDER PUMP PUMP INTAKE DEPTH: 18.0

PUMP READINGS: Throttle: 50 Recharge: 12 Discharge: 3

COMMENTS tint Odor:None

TIME	WATER LEVEL (btoc)	PURGE RATE L/min)	VOLUME PURGED (L)	TEMP. (°C)	SPECIFIC CONDUCT. (mS/cm)	DO (mg/L)	pH	Turb (NTU)	ORP (mV)
9:54	6.70	0.2	0.5	21.08	0.748	8.08	4.65	336	157
9:57	6.90	0.2	0.6	22.9	0.732	9.56	4.63	343	155
10:00	7.10	0.2	0.6	20.17	0.725	10.18	4.64	335	129
10:03	7.43	0.2	0.6	20.09	0.72	10.32	4.62	359	126
10:06	7.51	0.2	0.6	19.78	0.717	10.37	4.63	361	126

Note: Condition of the well: See STATIC WATER LEVEL FORM

Field Personnel: CAL

EQM FIELD SAMPLING REPORT

PROJECT: **RVAAP** LOCATION: **LOADLINE 12** PROJECT NO.: **030174.0016.001**

SAMPLE INFORMATION

WELL: LL12mw-247 SampleID: FWGLL12mw-247-0108-GW/GF DuplID:

SplitID: RinseID: FWGE UIPRinse2-0155-GW

MATRIX: WG - Ground Water SAMPLING METHOD: BP - Bladder Pump MS/MSD: N

GRAB: Y COMPOSITE: N DATE: 7/24/2012 TIME: 10:12

FIELD READINGS / OBSERVATIONS

	Turb (NTU): 362	Color:	tint
	ORP (mV): 127	Odor:	None

pH: 4.65 Temperature (°C): 19.75 DO (mg/L): 10.24 Specific Conductivity (mS/cm): 0.716

GENERAL INFORMATION

SUN/OVERCAST Overcast PERCIPITATION: N WIND DIRECTION: W AMBIENT TEMP (°F): 90

SHIPPED VIA: Lab PU/FedEx

SHIPPED TO: Multiple Labs

SAMPLER: CAL Cmt: rinse at 1208

CONTAINER		PRESERVATIVE	ANALYTICAL METHOD	ANALYSIS
SIZE/TYPE	*NUMBER*			
1L/Amber	2	4C	8270	SVOC
1L/Amber	2	4C	8081	Pest
40ml/Vial	3	HCl	8260	VOC
1L/Amber	1	4C	8330	Explo
250ml/Poly	1	4C	218.6	Hex. Chrom.
1L/Amber	2	4C	8082	PCB
250ml/Poly	1	H2SO4	353.2	NO3/NO2
1L/Poly	1	HNO3	6010/6020/7470	Metals
1L/Amber	2	4C	353.2/8330	Propellants

EQM MONITOR WELL PURGING FORM

PROJECT NAME: **RVAAP** PROJECT NUMBER: **030174.0016.001**

LOCATION: NACA TEST A DATE: 7/25/2012 START TIME: 9:44

WELL ID: NTAmw-109

WELL DEPTH: INITIAL WATER LEVEL: 12.59

WELL DIAMETER 2 in. SCREEN INTERVAL: 8 - 18

PUMP/PURGING DEVICE: BP - BLADDER PUMP PUMP INTAKE DEPTH: 16.0

PUMP READINGS: Throttle: 50 Recharge: 12 Discharge: 3

COMMENTS Clear Odor:None

TIME	WATER LEVEL (btoc)	PURGE RATE L/min)	VOLUME PURGED (L)	TEMP. (°C)	SPECIFIC CONDUCT. (mS/cm)	DO (mg/L)	pH	Turb (NTU)	ORP (mV)
9:45	12.65	0.3	0.5	14.01	0.321	2	5.16	281	199
9:48	12.63	0.33	0.99	13.55	0.316	1.01	5.15	266	178
9:51	12.64	0.33	0.99	13.37	0.311	0.6	5.12	289	169
9:53	12.64	0.33	0.66	13.39	0.313	0.52	5.1	267	159
9:55	12.63	0.33	0.66	13.33	0.315	0.35	5.11	258	151

Note: Condition of the well: See STATIC WATER LEVEL FORM

Field Personnel: CAL

EQM FIELD SAMPLING REPORT

PROJECT: **RVAAP** LOCATION: **NACA TEST A** PROJECT NO.: **030174.0016.001**

SAMPLE INFORMATION

WELL: NTAmw-109 SampleID: FWGNTAmw-109C-0125-GW/GF DuplID:

SplitID: RinseID:

MATRIX: WG - Ground Water SAMPLING METHOD: BP - Bladder Pump MS/MSD: N

GRAB: Y COMPOSITE: N DATE: 7/25/2012 TIME: 10:08

FIELD READINGS / OBSERVATIONS

	Turb (NTU):	207	Color:	Clear
	ORP (mV):	144	Odor:	None

pH: 5.09 Temperature (°C): 13.86 DO (mg/L): 0.3 Specific Conductivity (mS/cm): 0.319

GENERAL INFORMATION

SUN/OVERCAST Overcast PERCIPITATION: N WIND DIRECTION: W AMBIENT TEMP (°F): 85

SHIPPED VIA: Lab Pic up

SHIPPED TO: Testamerica

SAMPLER: CAL Cmt:

CONTAINER		PRESERVATIVE	ANALYTICAL METHOD	ANALYSIS
SIZE/TYPE	*NUMBER*			
1L/Amber	2	4C	8270	SVOC
40ml/Vial	3	HCl	8260	VOC
1L/Poly	1	HNO3	6010/6020/7470	Metals
1L/Amber	2	4C	8082	PCB

EQM MONITOR WELL PURGING FORM

PROJECT NAME: **RVAAP** PROJECT NUMBER: **030174.0016.001**

LOCATION: NACA TEST A DATE: 7/25/2012 START TIME: 10:19

WELL ID: NTAmw-119

WELL DEPTH: _____ INITIAL WATER LEVEL: 12.98

WELL DIAMETER 2 in. SCREEN INTERVAL: 90 - 100

PUMP/PURGING DEVICE: BP - BLADDER PUMP PUMP INTAKE DEPTH: 98.0

PUMP READINGS: Throttle: 100 Recharge: 10 Discharge: 5

COMMENTS Clear Odor:None

TIME	WATER LEVEL (btoc)	PURGE RATE L/min)	VOLUME PURGED (L)	TEMP. (°C)	SPECIFIC CONDUCT. (mS/cm)	DO (mg/L)	pH	Turb (NTU)	ORP (mV)
10:22	13.01	0.175	0.3	15.98	0.9	7	6.5	35.4	-150
10:25	13.02	0.175	0.525	14.94	0.9	1.46	6.91	208	-157
10:28	13.01	0.175	0.525	14.88	0.9	0.32	6.96	205	-162
10:31	13.01	0.18	0.54	14.08	0.9	0	7.01	252	-163
10:34	13.01	0.18	0.54	13.99	0.9	0	7.02	276	-162
10:37	13.01	0.18	0.54	13.61	0.9	0	7.04	285	-160

Note: Condition of the well: See STATIC WATER LEVEL FORM

Field Personnel: CAL

EQM FIELD SAMPLING REPORT

PROJECT: **RVAAP** LOCATION: **NACA TEST A** PROJECT NO.: **030174.0016.001**

SAMPLE INFORMATION

WELL: NTAmw-119 SampleID: FWGNTAmw-119-0126-GW/GF DuplID:

SplitID: RinseID:

MATRIX: WG - Ground Water SAMPLING METHOD: BP - Bladder Pump MS/MSD: N

GRAB: Y COMPOSITE: N DATE: 7/25/2012 TIME: 10:42

FIELD READINGS / OBSERVATIONS

	Turb (NTU):	274	Color:	Clear
	ORP (mV):	-158	Odor:	None

pH: 7.03 Temperature (°C): 13.6 DO (mg/L): 0 Specific Conductivity (mS/cm): 0.9

GENERAL INFORMATION

SUN/OVERCAST Overcast PERCIPITATION: N WIND DIRECTION: W AMBIENT TEMP (°F): 85

SHIPPED VIA: Lab PU/FedEx

SHIPPED TO: Multiple Labs

SAMPLER: CAL Cmt:

CONTAINER		PRESERVATIVE	ANALYTICAL METHOD	ANALYSIS
SIZE/TYPE	*NUMBER*			
250ml/Poly	1	NaOH	9012	Cyanide
1L/Poly	1	HNO3	6010/6020/7470	Metals
250ml/Poly	1	4C	218.6	Hex. Chrom.
1L/Amber	1	4C	8330	Explo
1L/Amber	2	4C	8082	PCB
1L/Amber	2	4C	8081	Pest
1L/Amber	2	4C	353.2/8330	Propellants
1L/Amber	2	4C	8270	SVOC
40ml/Vial	3	HCl	8260	VOC

EQM MONITOR WELL PURGING FORM

PROJECT NAME: **RVAAP** PROJECT NUMBER: **030174.0016.001**

LOCATION: RAMSDELL Q DATE: 7/23/2012 START TIME: 13:20

WELL ID: RQLmw-007

WELL DEPTH: _____ INITIAL WATER LEVEL: 6.31

WELL DIAMETER 2 in. SCREEN INTERVAL: 6 - 16

PUMP/PURGING DEVICE: BP - BLADDER PUMP PUMP INTAKE DEPTH: 14.0

PUMP READINGS: Throttle: 15 Recharge: 10 Discharge: 5

COMMENTS Clear Odor:None

TIME	WATER LEVEL (btoc)	PURGE RATE L/min)	VOLUME PURGED (L)	TEMP. (°C)	SPECIFIC CONDUCT. (mS/cm)	DO (mg/L)	pH	Turb (NTU)	ORP (mV)
13:32	6.52	0.2	0.2	20.45	1.01	6.77	6.43	61	-97
13:35	6.52	0.2	0.6	19.43	0.99	6.35	6.34	52.7	-98
13:38	6.52	0.2	0.6	18.9	0.99	6.39	6.25	141	-95
13:41	6.52	0.2	0.6	18.96	0.98	6.23	6.13	512	-95
13:44	6.52	0.2	0.6	18.94	1.04	6.06	6.19	190	-105
13:47	6.52	0.2	0.6	19.16	1.07	6.01	6.28	109	-114
13:50	6.52	0.2	0.6	19.03	1.13	5.9	6.35	67.7	-120
13:53	6.52	0.2	0.6	18.77	1.17	5.84	6.39	51.3	-125
13:56	6.53	0.2	0.6	19.09	1.2	5.71	6.41	34.4	-128
13:59	6.53	0.2	0.6	19.11	1.23	5.71	6.43	26	-131
14:02	6.53	0.2	0.6	19.09	1.25	5.72	6.45	22.6	-134
14:05	6.53	0.2	0.6	19.12	1.26	5.7	6.46	20	-135

Note: Condition of the well: See STATIC WATER LEVEL FORM

Field Personnel: EC

EQM FIELD SAMPLING REPORT

PROJECT: **RVAAP** LOCATION: **RAMSDELL Q** PROJECT NO.: **030174.0016.001**

SAMPLE INFORMATION

WELL: R Lmw-007 SampleID: FWGR Lmw-007C-0127-GW/GF DuplID:

SplitID: RinseID:

MATRIX: WG - Ground Water SAMPLING METHOD: BP - Bladder Pump MS/MSD: N

GRAB: Y COMPOSITE: N DATE: 7/23/2012 TIME: 14:10

FIELD READINGS / OBSERVATIONS

	Turb (NTU):	19.3	Color:	Clear
	ORP (mV):	-136	Odor:	None

pH: 6.47 Temperature (°C): 19.06 DO (mg/L): 5.76 Specific Conductivity (mS/cm): 1.27

GENERAL INFORMATION

SUN/OVERCAST Sunny PERCIPITATION: N WIND DIRECTION: NW AMBIENT TEMP (°F): 85

SHIPPED VIA: Lab Pickup

SHIPPED TO: TestAmerica

SAMPLER: EC Cmt:

CONTAINER		PRESERVATIVE	ANALYTICAL METHOD	ANALYSIS
SIZE/TYPE	*NUMBER*			
1L/Amber	2	4C	353.2/8330	Propellants
40ml/Vial	3	HCl	8260	VOC
1L/Amber	1	4C	8330	Explo
1L/Amber	2	4C	8270	SVOC
1L/Amber	2	4C	8082	PCB
250ml/Poly	1	NaOH	9012	Cyanide
1L/Poly	1	HNO3	6010/6020/7470	Metals
1L/Amber	2	4C	8081	Pest

EQM MONITOR WELL PURGING FORM

PROJECT NAME: **RVAAP** PROJECT NUMBER: **030174.0016.001**

LOCATION: RAMSDELL Q DATE: 7/23/2012 START TIME: 11:15

WELL ID: RQLmw-008

WELL DEPTH: INITIAL WATER LEVEL: 6.55

WELL DIAMETER 2 in. SCREEN INTERVAL: 6 - 16

PUMP/PURGING DEVICE: BP - BLADDER PUMP PUMP INTAKE DEPTH: 14.0

PUMP READINGS: Throttle: 20 Recharge: 10 Discharge: 5

COMMENTS Clear Odor:None

TIME	WATER LEVEL (btoc)	PURGE RATE L/min)	VOLUME PURGED (L)	TEMP. (°C)	SPECIFIC CONDUCT. (mS/cm)	DO (mg/L)	pH	Turb (NTU)	ORP (mV)
11:22	6.74	0.2	0.2	15.81	1.34	5.79	6.2	60	-107
11:25	6.78	0.2	0.6	15.43	1.31	5.96	6.19	43.5	-106
11:28	6.78	0.2	0.6	16.59	1.3	6.43	6.15	31.4	-104
11:31	6.78	0.2	0.6	16.1	1.29	6.31	6.12	30.2	-104
11:34	6.78	0.2	0.6	16.14	1.29	6.24	6.11	25.4	-105

Note: Condition of the well: See STATIC WATER LEVEL FORM

Field Personnel: EC

EQM FIELD SAMPLING REPORT

PROJECT: **RVAAP** LOCATION: **RAMSDELL Q** PROJECT NO.: **030174.0016.001**

SAMPLE INFORMATION

WELL: R Lmw-008 SampleID: FWGR Lmw-008C-0128-GW/GF DuplID:

SplitID: RinseID:

MATRIX: WG - Ground Water SAMPLING METHOD: BP - Bladder Pump MS/MSD:

GRAB: **Y** COMPOSITE: **N** DATE: 7/23/2012 TIME: 11:45

FIELD READINGS / OBSERVATIONS

	Turb (NTU):	20.4	Color:	Clear
	ORP (mV):	-106	Odor:	None

pH: 6.14 Temperature (°C): 16.29 DO (mg/L): 6.15 Specific Conductivity (mS/cm): 1.29

GENERAL INFORMATION

SUN/OVERCAST Overcast PERCIPITATION: N WIND DIRECTION: NW AMBIENT TEMP (°F): 80

SHIPPED VIA: Lab Pickup

SHIPPED TO: TestAmerica

SAMPLER: EC Cmt:

CONTAINER		PRESERVATIVE	ANALYTICAL METHOD	ANALYSIS
SIZE/TYPE	*NUMBER*			
250ml/Poly	3	NaOH	9012	Cyanide
1L/Poly	3	HNO3	6010/6020/7470	Metals
1L/Amber	6	4C	353.2/8330	Propellants
1L/Amber	6	4C	8082	PCB
1L/Amber	6	4C	8270	SVOC
1L/Amber	3	4C	8330	Explo
40ml/Vial	9	HCl	8260	VOC
1L/Amber	12	4C	8081	Pest

EQM MONITOR WELL PURGING FORM

PROJECT NAME: **RVAAP** PROJECT NUMBER: **030174.0016.001**

LOCATION: RAMSDELL Q DATE: 7/23/2012 START TIME: 9:10

WELL ID: RQLmw-009

WELL DEPTH: INITIAL WATER LEVEL: 5.26

WELL DIAMETER 2 in. SCREEN INTERVAL: 5.9 - 15.9

PUMP/PURGING DEVICE: BP - BLADDER PUMP PUMP INTAKE DEPTH: 13.9

PUMP READINGS: Throttle: 30 Recharge: 12 Discharge: 3

COMMENTS Clear Odor:None

TIME	WATER LEVEL (btoc)	PURGE RATE L/min)	VOLUME PURGED (L)	TEMP. (°C)	SPECIFIC CONDUCT. (mS/cm)	DO (mg/L)	pH	Turb (NTU)	ORP (mV)
9:25	5.54	0.2	0.2	17.54	0.531	6.9	5.9	95.7	-69
9:28	5.54	0.2	0.6	17.56	0.509	7.01	5.9	81.1	-68
9:31	5.54	0.2	0.6	17.57	0.495	7.27	5.92	74.7	-64
9:34	5.54	0.2	0.6	17.39	0.483	7.8	5.96	68.1	-62
9:37	5.54	0.2	0.6	17.25	0.48	7.83	6	55.6	-63
9:40	5.54	0.2	0.6	17.31	0.477	7.78	6.06	50.8	-64

Note: Condition of the well: See STATIC WATER LEVEL FORM

Field Personnel: EC

EQM FIELD SAMPLING REPORT

PROJECT: **RVAAP** LOCATION: **RAMSDELL Q** PROJECT NO.: **030174.0016.001**

SAMPLE INFORMATION

WELL: R Lmw-009 SampleID: FWGR Lmw-009C-0129-GW/GF DuplID: FWGR Lmw-DUP7-0145-GW/GF

SplitID: FWGR Lmw-009C-0152s-GW/GF RinseID:

MATRIX: WG - Ground Water SAMPLING METHOD: BP - Bladder Pump MS/MSD: N

GRAB: Y COMPOSITE: N DATE: 7/23/2012 TIME: 9:50

FIELD READINGS / OBSERVATIONS

	Turb (NTU):	42.6	Color:	Clear
	ORP (mV):	-66	Odor:	None

pH: 6.15 Temperature (°C): 17.16 DO (mg/L): 7.64 Specific Conductivity (mS/cm): 0.47

GENERAL INFORMATION

SUN/OVERCAST Overcast PERCIPITATION: WIND DIRECTION: NW AMBIENT TEMP (°F): 78

SHIPPED VIA: Lab PU/FedEx

SHIPPED TO: Multiple Labs

SAMPLER: EC Cmt:

CONTAINER		PRESERVATIVE	ANALYTICAL METHOD	ANALYSIS
SIZE/TYPE	*NUMBER*			
1L/Poly	3	HNO3	6010/6020/7470	Metals
40ml/Vial	9	HCl	8260	VOC
1L/Amber	5	4C	8081	Pest
250ml/Poly	3	NaOH	9012	Cyanide
1L/Amber	3	4C	8330	Explo
1L/Amber	6	4C	353.2/8330	Propellants
1L/Amber	5	4C	8082	PCB
1L/Amber	4	4C	8270	SVOC

EQM MONITOR WELL PURGING FORM

PROJECT NAME: **RVAAP** PROJECT NUMBER: **030174.0016.001**

LOCATION: SHARON CON DATE: 7/24/2012 START TIME: 9:50

WELL ID: SCFmw-002

WELL DEPTH: INITIAL WATER LEVEL: 19.39

WELL DIAMETER 2 in. SCREEN INTERVAL: 137 - 147

PUMP/PURGING DEVICE: BP - BLADDER PUMP PUMP INTAKE DEPTH: 145.0

PUMP READINGS: Throttle: 50 Recharge: 12 Discharge: 3

COMMENTS tint Odor:None

TIME	WATER LEVEL (btoc)	PURGE RATE L/min)	VOLUME PURGED (L)	TEMP. (°C)	SPECIFIC CONDUCT. (mS/cm)	DO (mg/L)	pH	Turb (NTU)	ORP (mV)
11:12	19.70	0.2	0.5	29.2	0.845	7.92	5.1	369	152
11:15	19.72	0.2	0.6	28.23	0.756	8.5	5.05	338	152
11:18	19.74	0.2	0.6	27.91	0.75	8.63	5.03	332	149
11:21	19.74	0.2	0.6	27.61	0.748	8.71	5.04	329	148
11:24	19.73	0.2	0.6	27.58	0.745	8.91	5.05	326	145

Note: Condition of the well: See STATIC WATER LEVEL FORM

Field Personnel: CAL

EQM FIELD SAMPLING REPORT

PROJECT: **RVAAP** LOCATION: **SHARON CON** PROJECT NO.: **030174.0016.001**

SAMPLE INFORMATION

WELL: SCFmw-002 SampleID: FWGSCFmw-002-0130-GW/GF DuplID:

SplitID: RinseID:

MATRIX: WG - Ground Water SAMPLING METHOD: BP - Bladder Pump MS/MSD: Y

GRAB: **Y** COMPOSITE: **N** DATE: 7/24/2012 TIME: 11:28

FIELD READINGS / OBSERVATIONS

	Turb (NTU):	327	Color:	tint
	ORP (mV):	140	Odor:	None

pH: 5.05 Temperature (°C): 27.23 DO (mg/L): 9 Specific Conductivity (mS/cm): 0.743

GENERAL INFORMATION

SUN/OVERCAST Sunny PERCIPITATION: N WIND DIRECTION: W AMBIENT TEMP (°F): 90

SHIPPED VIA: Lab PU/FedEx

SHIPPED TO: Multiple Labs

SAMPLER: CAL Cmt: no PCB/Pest on the MSMSD aliquot

CONTAINER		PRESERVATIVE	ANALYTICAL METHOD	ANALYSIS
SIZE/TYPE	*NUMBER*			
1L/Poly	3	HNO3	6010/6020/7470	Metals
1L/Amber	3	4C	8330	Explo
1L/Amber	2	4C	8082	PCB
1L/Amber	2	4C	8081	Pest
40ml/Vial	9	HCl	8260	VOC
250ml/Poly	1	4C	218.6	Hex. Chrom.
250ml/Poly	3	H2SO4	353.2	NO3/NO2
1L/Amber	6	4C	8270	SVOC
1L/Amber	6	4C	353.2/8330	Propellants

EQM MONITOR WELL PURGING FORM

PROJECT NAME: **RVAAP** PROJECT NUMBER: **030174.0016.001**

LOCATION: SHARON CON DATE: 7/23/2012 START TIME: 9:20

WELL ID: SCFmw-004

WELL DEPTH: INITIAL WATER LEVEL: 0.44

WELL DIAMETER 2 in. SCREEN INTERVAL: 100 - 110

PUMP/PURGING DEVICE: BP - BLADDER PUMP PUMP INTAKE DEPTH: 108.0

PUMP READINGS: Throttle: 120 Recharge: 20 Discharge: 40

COMMENTS Clear Odor:None

TIME	WATER LEVEL (btoc)	PURGE RATE L/min)	VOLUME PURGED (L)	TEMP. (°C)	SPECIFIC CONDUCT. (mS/cm)	DO (mg/L)	pH	Turb (NTU)	ORP (mV)
9:55	0.50	0.3	1	13.69	1.18	1.05	7.17	38.2	-205
9:58	0.65	0.3	0.9	13.23	1.17	0.85	7.16	39.9	-208
10:01	0.67	0.3	0.9	13.08	1.15	0.78	7.15	36.1	-211
10:04	0.70	0.3	0.9	13.17	1.15	0.66	7.14	39	-212

Note: Condition of the well: See STATIC WATER LEVEL FORM

Field Personnel: CAL

EQM FIELD SAMPLING REPORT

PROJECT: **RVAAP** LOCATION: **SHARON CON** PROJECT NO.: **030174.0016.001**

SAMPLE INFORMATION

WELL: SCFmw-004 SampleID: FWGSCFmw-004-0131-GW/GF DuplID:

SplitID: RinseID:

MATRIX: WG - Ground Water SAMPLING METHOD: BP - Bladder Pump MS/MSD: N

GRAB: Y COMPOSITE: N DATE: 7/23/2012 TIME: 10:08

FIELD READINGS / OBSERVATIONS

	Turb (NTU):	38.2	Color:	Clear
	ORP (mV):	-212	Odor:	None

pH: 7.13 Temperature (°C): 13.1 DO (mg/L): 0.62 Specific Conductivity (mS/cm): 1.15

GENERAL INFORMATION

SUN/OVERCAST Overcast PERCIPITATION: N WIND DIRECTION: SW AMBIENT TEMP (°F): 85

SHIPPED VIA: Lab Pickup

SHIPPED TO: Testamerica

SAMPLER: CAL Cmt:

CONTAINER		PRESERVATIVE	ANALYTICAL METHOD	ANALYSIS
SIZE/TYPE	*NUMBER*			
1L/Amber	1	4C	8330	Explo
1L/Amber	2	4C	8270	SVOC
1L/Amber	2	4C	8081	Pest
40ml/Vial	3	HCl	8260	VOC
1L/Amber	1	4C	8082	PCB
1L/Amber	2	4C	353.2/8330	Propellants
1L/Poly	1	HNO3	6010/6020/7470	Metals

EQM MONITOR WELL PURGING FORM

PROJECT NAME: **RVAAP** PROJECT NUMBER: **030174.0016.001**

LOCATION: WINKLEPECK DATE: 7/24/2012 START TIME: 8:30

WELL ID: WBGmw-006

WELL DEPTH: INITIAL WATER LEVEL: 9.96

WELL DIAMETER 2 in. SCREEN INTERVAL: 7.6 - 17.6

PUMP/PURGING DEVICE: BP - BLADDER PUMP PUMP INTAKE DEPTH: 15.6

PUMP READINGS: Throttle: 50 Recharge: 10 Discharge: 5

COMMENTS Clear Odor:None

TIME	WATER LEVEL (btoc)	PURGE RATE L/min)	VOLUME PURGED (L)	TEMP. (°C)	SPECIFIC CONDUCT. (mS/cm)	DO (mg/L)	pH	Turb (NTU)	ORP (mV)
8:47	10.04	0.2	0.2	14.98	0.63	9.4	7.15	164	146
8:50	10.08	0.2	1	14.53	0.648	8.67	7.13	157	145
8:53	10.09	0.2	0.6	13.33	0.643	8.36	7.14	168	143
8:56	10.06	0.2	0.6	13.06	0.64	7.54	7.1	132	143
8:59	10.11	0.2	0.6	12.83	0.633	6.77	7.05	141	145
9:02	10.10	0.2	0.6	12.8	0.634	6.23	7	140	148
9:05	10.10	0.2	0.6	12.81	0.63	6.07	6.96	139	148
9:08	10.12	0.2	0.6	12.75	0.632	5.9	6.94	117	149
9:11	10.16	0.2	0.6	12.85	0.63	5.2	6.91	133	149
9:14	10.18	0.2	0.6	12.8	0.626	5.03	6.87	143	149
9:17	10.20	0.2	0.6	12.8	0.626	4.9	6.87	119	148

Note: Condition of the well: See STATIC WATER LEVEL FORM

Field Personnel: KA

E M FIELD SAMPLING REPORT

PROJECT: RVAAP LOCATION: WINKLEPEC PROJECT NO.: 030174.0016.001

SAMPLE INFORMATION

WELL: WBGmw-006 SampleID: FWGWBGmw-006C-0132-GW/GF DuplID:

SplitID: RinseID:

MATRIX: WG - Ground Water SAMPLING METHOD: BP - Bladder Pump MS/MSD: N

GRAB: COMPOSITE: N DATE: 7/24/2012 TIME: 9:26

FIELD READINGS / OBSERVATIONS

	Turb (NTU):	119	Color:	Clear
	ORP (mV):	148	Odor:	None

pH: 6.87 Temperature (°C): 13.32 DO (mg/L): 4.77 Specific Conductivity (mS/cm): 0.631

GENERAL INFORMATION

SUN/OVERCAST Overcast PERCIPITATION: N WIND DIRECTION: W AMBIENT TEMP (°F): 77

SHIPPED VIA: Lab Pickup

SHIPPED TO: Testamerica

SAMPLER: KA Cmt:

CONTAINER		PRESERVATIVE	ANAL TICAL METHOD	ANAL SIS
SIZE/TYPE	***NUMBER***			
1L/Poly	1	HNO3	6010/6020/7470	Metals
40ml/Vial	3	HCl	8260	VOC
1L/Amber	1	4C	353.2/8330	Propellants
1L/Amber	2	4C	8330	Explo
1L/Amber	2	4C	8270	SVOC

EQM MONITOR WELL PURGING FORM

PROJECT NAME: **RVAAP** PROJECT NUMBER: **030174.0016.001**

LOCATION: WINKLEPECK DATE: 7/24/2012 START TIME: 8:30

WELL ID: WBGmw-007

WELL DEPTH: INITIAL WATER LEVEL: 18.43

WELL DIAMETER 2 in. SCREEN INTERVAL: 13.5 - 23.5

PUMP/PURGING DEVICE: BP - BLADDER PUMP PUMP INTAKE DEPTH: 21.5

PUMP READINGS: Throttle: 40 Recharge: 10 Discharge: 5

COMMENTS Clear Odor:None

TIME	WATER LEVEL (btoc)	PURGE RATE L/min)	VOLUME PURGED (L)	TEMP. (°C)	SPECIFIC CONDUCT. (mS/cm)	DO (mg/L)	pH	Turb (NTU)	ORP (mV)
8:42	18.47	0.1	0.25	15.16	0.68	1.51	6.79	161	-25
8:45	18.45	0.1	0.3	13.85	0.674	0.37	6.92	183	-38
8:48	18.49	0.2	0.6	12.63	0.667	0	6.98	204	-45
8:51	18.49	0.2	0.6	12.24	0.667	0	6.98	274	-46
8:54	18.54	0.2	0.6	12.34	0.662	0	6.99	284	-47

Note: Condition of the well: See STATIC WATER LEVEL FORM

Field Personnel: MLL

EQM FIELD SAMPLING REPORT

PROJECT: **RVAAP** LOCATION: **WINKLEPEC** PROJECT NO.: **030174.0016.001**

SAMPLE INFORMATION

WELL: WBGmw-007 SampleID: FWGWBGmw-007C-0133-GW/GF DuplID:

SplitID: RinseID:

MATRIX: WG - Ground Water SAMPLING METHOD: BP - Bladder Pump MS/MSD: N

GRAB: Y COMPOSITE: N DATE: 7/24/2012 TIME: 9:01

FIELD READINGS / OBSERVATIONS

	Turb (NTU):	296	Color:	Clear
	ORP (mV):	-47	Odor:	None

pH: 6.98 Temperature (°C): 12.75 DO (mg/L): 0 Specific Conductivity (mS/cm): 0.66

GENERAL INFORMATION

SUN/OVERCAST Overcast PERCIPITATION: N WIND DIRECTION: W AMBIENT TEMP (°F): 78

SHIPPED VIA: Lab Pickup

SHIPPED TO: Testamerica

SAMPLER: MLL Cmt:

CONTAINER		PRESERVATIVE	ANALYTICAL METHOD	ANALYSIS
SIZE/TYPE	*NUMBER*			
1L/Amber	2	4C	353.2/8330	Propellants
1L/Poly	1	HNO3	6010/6020/7470	Metals
1L/Amber	2	4C	8270	SVOC
1L/Amber	1	4C	8330	Explo
40ml/Vial	3	HCl	8260	VOC

EQM MONITOR WELL PURGING FORM

PROJECT NAME: **RVAAP** PROJECT NUMBER: **030174.0016.001**

LOCATION: WINKLEPECK DATE: 7/24/2012 START TIME: 11:10

WELL ID: WBGmw-009

WELL DEPTH: INITIAL WATER LEVEL: 15.3

WELL DIAMETER 2 in. SCREEN INTERVAL: 11.4 - 21.4

PUMP/PURGING DEVICE: BP - BLADDER PUMP PUMP INTAKE DEPTH: 19.4

PUMP READINGS: Throttle: 75 Recharge: 10 Discharge: 5

COMMENTS Clear Odor:None

TIME	WATER LEVEL (btoc)	PURGE RATE L/min)	VOLUME PURGED (L)	TEMP. (°C)	SPECIFIC CONDUCT. (mS/cm)	DO (mg/L)	pH	Turb (NTU)	ORP (mV)
11:13	15.95	0.3	0.2	15.58	0.741	2.39	6.98	194	49
11:16	16.20	0.3	0.9	14.09	0.745	1.49	6.96	217	44
11:19	16.52	0.3	0.9	13.5	0.756	0.48	6.93	304	44
11:22	17.08	0.3	0.9	13.32	0.763	0.47	6.86	448	47
11:25	17.25	0.3	0.9	13.19	0.762	0.37	6.84	398	55

Note: Condition of the well: See STATIC WATER LEVEL FORM

Field Personnel: KA

E M FIELD SAMPLING REPORT

PROJECT: RVAAP LOCATION: WINKLEPEC PROJECT NO.: 030174.0016.001

SAMPLE INFORMATION

WELL: WBGmw-009 SampleID: FWGWBGmw-009C-0134-GW/GF DuplID:

SplitID: RinseID:

MATRIX: WG - Ground Water SAMPLING METHOD: BP - Bladder Pump MS/MSD: N

GRAB: COMPOSITE: N DATE: 7/24/2012 TIME: 11:29

FIELD READINGS / OBSERVATIONS

	Turb (NTU):	375	Color:	Clear
	ORP (mV):	57	Odor:	None

pH: 6.83 Temperature (°C): 12.98 DO (mg/L): 0.35 Specific Conductivity (mS/cm): 0.762

GENERAL INFORMATION

SUN/OVERCAST Sunny PERCIPITATION: N WIND DIRECTION: W AMBIENT TEMP (°F): 83

SHIPPED VIA: Lab Pickup

SHIPPED TO: Testamerica

SAMPLER: KA Cmt:

CONTAINER		PRESERVATIVE	ANAL TICAL METHOD	ANAL SIS
SIZE/TYPE	***NUMBER***			
1L/Amber	2	4C	8330	Explo
1L/Amber	1	4C	353.2/8330	Propellants
1L/Amber	2	4C	8270	SVOC
40ml/Vial	3	HCl	8260	VOC
1L/Poly	1	HNO3	6010/6020/7470	Metals

EQM MONITOR WELL PURGING FORM

PROJECT NAME: **RVAAP** PROJECT NUMBER: **030174.0016.001**

LOCATION: WINKLEPECK DATE: 7/24/2012 START TIME: 10:55

WELL ID: WBGmw-018

WELL DEPTH: INITIAL WATER LEVEL: 21.6

WELL DIAMETER 2 in. SCREEN INTERVAL: 14.6 - 24.6

PUMP/PURGING DEVICE: BP - BLADDER PUMP PUMP INTAKE DEPTH: 22.6

PUMP READINGS: Throttle: 50 Recharge: 10 Discharge: 5

COMMENTS Clear Odor:None

TIME	WATER LEVEL (btoc)	PURGE RATE L/min)	VOLUME PURGED (L)	TEMP. (°C)	SPECIFIC CONDUCT. (mS/cm)	DO (mg/L)	pH	Turb (NTU)	ORP (mV)
11:13	21.64	0.3	0.2	13.72	0.167	9.62	5.92	999	203
11:16	21.66	0.3	0.9	12.99	0.164	9.11	5.85	999	213
11:19	21.64	0.3	0.9	12.71	0.162	8.55	5.74	999	226
11:22	21.67	0.3	0.9	12.49	0.161	8.36	5.68	999	234
11:25	21.65	0.3	0.9	12.43	0.161	8.2	5.64	792	241
11:28	21.65	0.3	0.9	12.33	0.161	8.07	5.61	600	244
11:31	21.64	0.3	0.9	12.31	0.16	8.03	5.6	454	246

Note: Condition of the well: See STATIC WATER LEVEL FORM

Field Personnel: MLL

EQM FIELD SAMPLING REPORT

PROJECT: **RVAAP** LOCATION: **WINKLEPEC** PROJECT NO.: **030174.0016.001**

SAMPLE INFORMATION

WELL: WBGmw-018 SampleID: FGWWBGmw-018-0135-GW/GF DuplID: FGWWBGmw-DUP8-0146-GW/GF

SplitID: FGWWBGmw-018-0153s-GW/GF RinseID:

MATRIX: WG - Ground Water SAMPLING METHOD: BP - Bladder Pump MS/MSD: N

GRAB: Y COMPOSITE: N DATE: 7/24/2012 TIME: 11:41

FIELD READINGS / OBSERVATIONS

	Turb (NTU):	465	Color:	Clear
	ORP (mV):	251	Odor:	None

pH: 5.58 Temperature (°C): 12.44 DO (mg/L): 7.96 Specific Conductivity (mS/cm): 0.16

GENERAL INFORMATION

SUN/OVERCAST Sunny PERCIPITATION: N WIND DIRECTION: W AMBIENT TEMP (°F): 80

SHIPPED VIA: Lab PU/FedEx

SHIPPED TO: Multiple Labs

SAMPLER: MLL Cmt: no C on cyanide

CONTAINER		PRESERVATIVE	ANALYTICAL METHOD	ANALYSIS
SIZE/TYPE	*NUMBER*			
1L/Amber	5	4C	8081	Pest
1L/Poly	3	HNO3	6010/6020/7470	Metals
250ml/Poly	1	NaOH	9012	Cyanide
1L/Amber	6	4C	8270	SVOC
250ml/Poly	1	4C	218.6	Hex. Chrom.
1L/Amber	5	4C	8082	PCB
1L/Amber	3	4C	8330	Explo
1L/Amber	5	4C	353.2/8330	Propellants
40ml/Vial	9	HCl	8260	VOC

EQM MONITOR WELL PURGING FORM

PROJECT NAME: **RVAAP** PROJECT NUMBER: **030174.0016.001**

LOCATION: WINKLEPECK DATE: 7/24/2012 START TIME: 9:35

WELL ID: WBGmw-019

WELL DEPTH: INITIAL WATER LEVEL: 18.38

WELL DIAMETER 2 in. SCREEN INTERVAL: 40.4 - 50.4

PUMP/PURGING DEVICE: BP - BLADDER PUMP PUMP INTAKE DEPTH: 48.4

PUMP READINGS: Throttle: 90 Recharge: 10 Discharge: 5

COMMENTS Clear Odor:None

TIME	WATER LEVEL (btoc)	PURGE RATE L/min)	VOLUME PURGED (L)	TEMP. (°C)	SPECIFIC CONDUCT. (mS/cm)	DO (mg/L)	pH	Turb (NTU)	ORP (mV)
9:56	18.42	0.3	0.2	12.44	0.766	0.07	6.96	18.8	-38
9:59	18.39	0.3	0.9	12.31	0.766	0	6.92	16.6	-38
10:02	18.38	0.3	0.9	12.47	0.767	0	6.88	15.5	-39

Note: Condition of the well: See STATIC WATER LEVEL FORM

Field Personnel: MLL

EQM FIELD SAMPLING REPORT

PROJECT: **RVAAP** LOCATION: **WINKLEPEC** PROJECT NO.: **030174.0016.001**

SAMPLE INFORMATION

WELL: WBGmw-019 SampleID: FWGWBGmw-019-0136-GW/GF DuplID:

SplitID: RinseID:

MATRIX: WG - Ground Water SAMPLING METHOD: BP - Bladder Pump MS/MSD: N

GRAB: **Y** COMPOSITE: **N** DATE: 7/24/2012 TIME: 10:11

FIELD READINGS / OBSERVATIONS

	Turb (NTU): 15.6	Color:	Clear
	ORP (mV): -38	Odor:	None

pH: 6.88 Temperature (°C): 12.21 DO (mg/L): 0 Specific Conductivity (mS/cm): 0.767

GENERAL INFORMATION

SUN/OVERCAST Sunny PERCIPITATION: N WIND DIRECTION: W AMBIENT TEMP (°F): 80

SHIPPED VIA: Lab PU/FedEx

SHIPPED TO: Multiple Labs

SAMPLER: MLL Cmt:

CONTAINER		PRESERVATIVE	ANALYTICAL METHOD	ANALYSIS
SIZE/TYPE	*NUMBER*			
1L/Amber	2	4C	353.2/8330	Propellants
250ml/Poly	1	4C	218.6	Hex. Chrom.
250ml/Poly	1	NaOH	9012	Cyanide
1L/Amber	1	4C	8330	Explo
1L/Amber	2	4C	8082	PCB
1L/Amber	2	4C	8081	Pest
1L/Amber	2	4C	8270	SVOC
1L/Poly	1	HNO3	6010/6020/7470	Metals
40ml/Vial	3	HCl	8260	VOC

EQM MONITOR WELL PURGING FORM

PROJECT NAME: **RVAAP** PROJECT NUMBER: **030174.0016.001**

LOCATION: WINKLEPECK DATE: 7/24/2012 START TIME: 12:05

WELL ID: WBGmw-020

WELL DEPTH: INITIAL WATER LEVEL: 14.1

WELL DIAMETER 2 in. SCREEN INTERVAL: 33.7 - 43.7

PUMP/PURGING DEVICE: BP - BLADDER PUMP PUMP INTAKE DEPTH: 41.7

PUMP READINGS: Throttle: 100 Recharge: 10 Discharge: 5

COMMENTS Clear Odor:None

TIME	WATER LEVEL (btoc)	PURGE RATE L/min)	VOLUME PURGED (L)	TEMP. (°C)	SPECIFIC CONDUCT. (mS/cm)	DO (mg/L)	pH	Turb (NTU)	ORP (mV)
12:10	14.30	0.3	0	15.35	0.293	0.42	7.27	631	-97
12:13	14.30	0.3	0.9	13	0.313	0	7.03	649	-95
12:16	14.37	0.3	0.9	12.72	0.314	0	6.85	570	-92
12:19	14.35	0.3	0.9	12.52	0.318	0	6.81	529	-87
12:22	14.38	0.3	0.9	12.43	0.318	0	6.77	365	-84
12:25	14.41	0.3	0.9	12.3	0.321	0	6.71	310	-81

Note: Condition of the well: See STATIC WATER LEVEL FORM

Field Personnel: KA

E M FIELD SAMPLING REPORT

PROJECT: RVAAP LOCATION: WINKLEPEC PROJECT NO.: 030174.0016.001

SAMPLE INFORMATION

WELL: WBGmw-020 SampleID: FWGWBGmw-020-0137-GW/GF DuplID:

SplitID: RinseID:

MATRIX: WG - Ground Water SAMPLING METHOD: BP - Bladder Pump MS/MSD: N

GRAB: COMPOSITE: N DATE: 7/24/2012 TIME: 12:29

FIELD READINGS / OBSERVATIONS

	Turb (NTU): 307	Color:	Clear
	ORP (mV): -81	Odor:	None

pH: 6.69 Temperature (°C): 12.45 DO (mg/L): 0 Specific Conductivity (mS/cm): 0.32

GENERAL INFORMATION

SUN/OVERCAST Sunny PERCIPITATION: N WIND DIRECTION: SW AMBIENT TEMP (°F): 89

SHIPPED VIA: Lab Pickup

SHIPPED TO: Testamerica

SAMPLER: KA Cmt:

CONTAINER		PRESERVATIVE	ANAL TICAL METHOD	ANAL SIS
SIZE/TYPE	***NUMBER***			
1L/Poly	1	HNO3	6010/6020/7470	Metals
1L/Amber	2	4C	8330	Explo
250ml/Poly	1	NaOH	9012	Cyanide
1L/Amber	2	4C	8081	Pest
250ml/Poly	1	4C	218.6	Hex. Chrom.
1L/Amber	1	4C	353.2/8330	Propellants
1L/Amber	2	4C	8270	SVOC
40ml/Vial	3	HCl	8260	VOC
1L/Amber	2	4C	8082	PCB

EQM MONITOR WELL PURGING FORM

PROJECT NAME: **RVAAP** PROJECT NUMBER: **030174.0016.001**

LOCATION: WINKLEPECK DATE: 7/24/2012 START TIME: 10:00

WELL ID: WBGMW-021

WELL DEPTH: INITIAL WATER LEVEL: 10.5

WELL DIAMETER 2 in. SCREEN INTERVAL: 33 - 43

PUMP/PURGING DEVICE: BP - BLADDER PUMP PUMP INTAKE DEPTH: 41.0

PUMP READINGS: Throttle: 75 Recharge: 10 Discharge: 5

COMMENTS Clear Odor:None

TIME	WATER LEVEL (btoc)	PURGE RATE L/min)	VOLUME PURGED (L)	TEMP. (°C)	SPECIFIC CONDUCT. (mS/cm)	DO (mg/L)	pH	Turb (NTU)	ORP (mV)
10:02	10.48	0.2	0.2	15	0.592	0.12	7.3	150	-49
10:05	10.51	0.2	0.6	14.29	0.592	0	7.18	154	-52
10:08	10.52	0.2	0.6	14.02	0.593	0	7.12	166	-53
10:11	10.55	0.2	0.6	13.93	0.591	0	7.08	169	-53

Note: Condition of the well: See STATIC WATER LEVEL FORM

Field Personnel: KA

E M FIELD SAMPLING REPORT

PROJECT: RVAAP LOCATION: WINKLEPEC PROJECT NO.: 030174.0016.001

SAMPLE INFORMATION

WELL: WBGmw-021 SampleID: FWGWBGmw-021-0138-GW/GF DuplID:

SplitID: RinseID:

MATRIX: WG - Ground Water SAMPLING METHOD: BP - Bladder Pump MS/MSD: N

GRAB: COMPOSITE: N DATE: 7/24/2012 TIME: 10:16

FIELD READINGS / OBSERVATIONS

	Turb (NTU):	169	Color:	Clear
	ORP (mV):	-52	Odor:	None

pH: 7.07 Temperature (°C): 13.94 DO (mg/L): 0 Specific Conductivity (mS/cm): 0.591

GENERAL INFORMATION

SUN/OVERCAST Sunny PERCIPITATION: N WIND DIRECTION: W AMBIENT TEMP (°F): 82

SHIPPED VIA: Lab Pickup

SHIPPED TO: Testamerica

SAMPLER: KA Cmt:

CONTAINER		PRESERVATIVE	ANAL TICAL METHOD	ANAL SIS
SIZE/TYPE	***NUMBER***			
40ml/Vial	3	HCl	8260	VOC
250ml/Poly	1	NaOH	9012	Cyanide
1L/Amber	2	4C	8270	SVOC
1L/Amber	2	4C	8081	Pest
1L/Amber	2	4C	8082	PCB
1L/Amber	2	4C	8330	Explo
1L/Amber	1	4C	353.2/8330	Propellants
1L/Poly	1	HNO3	6010/6020/7470	Metals
250ml/Poly	1	4C	218.6	Hex. Chrom.

Daily QC Records

Date: 23-Jul

S	X M	T	W	T	F	S

DAILY QUALITY CONTROL REPORT

COE Project Manager: Glen Beckham

Project: Ravenna Army Ammunition Plant Groundwater Monitoring

Job No.: 030174.0016.001

Contract No.: GSA Contract Number GS-10F-0293K Delivery Order W912QR-11-F-0266

Weather	Bright Sun	Clear	Over-Cast x	Rain	Snow
Temp	To 32	32-50	50-70 x	70-85 x	85 up X
Wind	Still x	Moder	High	Report No.	
Humidity	Dry	Moder	Humid x	072312	

SUB-CONTRACTORS ON SITE:

Environmental Quality Management, Inc.

EQUIPMENT ON SITE:

Water level meters, Five water quality meters (Horiba-U22/U52); One multigas detector (MSA); Five bladder pumps w/ associated controllers and compressors and one deep well bladder set up.

WORK PERFORMED (INCLUDING SAMPLING):

Arrive at Building 1036, unload/load and organize equipment. Event water level collections. Redevelop LL12mw-245.
Purge and sample work completed at the wells. Samples were collected at the following locations: RQLmw-(009, 008, 007), LL2mw-(265, 059), LL1mw-(064, 065, 086, 087), LL12mw-(182, 182ss), SCFmw-004, FWGmw-(010, 011, 012), LL4mw-(199, 201), EBGmw-(125, 131), and LL3mw-244

Field duplicate and QA split samples were collected from RQLmw-009. Extra volume was collected from RQLmw-008, LL1mw-086 and FWGmw-012 to be designated for matrix spike/matrix spike duplicate analysis at the laboratory. Additionally, a field rinsate was collected by Team # 1.

Project	Ravenna Army Ammunition Plant Groundwater Monitorin	Report No.	072312
Job No.	030174.0016.001	Date:	7/23/2012

QUALITY CONTROL ACTIVITIES (INCLUDING FIELD CALIBRATIONS):

All field equipment was calibrated prior to mobilizing to the field. Water level meter devices were checked for correct footage. Water quality meters were calibrated with AutoCal Solution - certified values are: Conductivity - 4.49 mS/cm; Turbidity - 0 NTU; pH - 4.0 and 7.0 su.
Multigas detector calibrated with Zero Air Standard and 100 ppm Isobutylene. All field equipment was within calibration criteria.

HEALTH AND SAFETY LEVELS AND ACTIVITIES:
H&S briefing conducted prior to mobilizing to the field. All personnel to don modified Level 4 PPE (i.e. steel-toed shoes, safety glasses, & nitrile gloves). First Aid kits were included in each vehicle, & personnel were made aware of eyewash station locations.
Each team was equipped with a cellular phone. Personnel were instructed to hydrate frequently and watch for signs of heat/cold stress. Personnel were also instructed to be alert for storms, poisonous plants, stinging insect, ticks, and roaming deer/turkey.

PROBLEMS ENCOUNTERED/CORRECTIVE ACTION (S) TAKEN:

LL1mw-087 did not have enough water to collect the QC moved QC to LL1mw-086.

SPECIAL NOTES:

N/A

TOMORROWS EXPECTATIONS:

Expectations for tomorrow are to safely and correctly collect samples from a minimum of 9 wells and and finish water level collections.

Date: 24-Jul

S	M	T	W	T	F	S
		x				

DAILY QUALITY CONTROL REPORT

COE Project Manager: Glen Beckham

Project: Ravenna Army Ammunition Plant Groundwater Monitoring

Job No.: 030174.0016.001

Contract No.: GSA Contract Number GS-10F-0293K Delivery Order W912QR-11-F-0266

Weather	Bright Sun	Clear	Over-Cast x	Rain	Snow
Temp	To 32	32-50	50-70 x	70-85 x	85 up x
Wind	Still x	Moder	High	Report No.	
Humidity	Dry	Moder	Humid x	072412	

SUB-CONTRACTORS ON SITE:

Environmental Quality Management, Inc.

EQUIPMENT ON SITE:

Water level meters, Five water quality meters (Horiba-U22/U52); One multigas detector (MSA); Five bladder pumps w/ associated controllers and compressors and one deep well bladder set up.

WORK PERFORMED (INCLUDING SAMPLING):

Arrive at Building 1036, unload/load and organize equipment. Continue event water level collections. Continue purge and sample work at the wells. Samples were collected at the following locations: LL12mw-(185, 247, 245), CBPmw-(002, 009), LL3mw-(241), LL11mw-(011, 012), SCFmw-002, CBLmw-005, WBGmw-(006, 007,018, 019, 020, 021), BKGmw-(005), FWGmw-(006, 007, 014)

Field duplicate and QA split samples were collected from WBGmw-018, BKGmw-005, LL12mw-245 and CBPmw-009. Extra volume was collected from SCFmw-002 and FWGmw-014 to be designated for matrix spike/matrix spike duplicate analysis at the laboratory.Additionally, a field rinsate was collected by Team # 2.

Project	Ravenna Army Ammunition Plant Groundwater Monitorin	Report No.	072412
Job No.	030174.0016.001	Date:	7/24/2012

QUALITY CONTROL ACTIVITIES (INCLUDING FIELD CALIBRATIONS):

All field equipment was calibrated prior to mobilizing to the field. Water level meter devices were checked for correct footage. Water quality meters were calibrated with AutoCal Solution - certified values are: Conductivity - 4.49 mS/cm; Turbidity - 0 NTU; pH - 4.0 and 7.0 su.
Multigas detector calibrated with Zero Air Standard and 100 ppm Isobutylene. All field equipment was within calibration criteria.

HEALTH AND SAFETY LEVELS AND ACTIVITIES:
H&S briefing conducted prior to mobilizing to the field. All personnel to don modified Level 4 PPE (i.e. steel-toed shoes, safety glasses, & nitrile gloves). First Aid kits were included in each vehicle, & personnel were made aware of eyewash station locations.
Each team was equipped with a cellular phone. Personnel were instructed to hydrate frequently and watch for signs of heat/cold stress. Personnel were also instructed to be alert for storms, poisonous plants, stinging insect, ticks, and roaming deer/turkey.

PROBLEMS ENCOUNTERED/CORRECTIVE ACTION (S) TAKEN:

N/A

SPECIAL NOTES:

N/A

TOMORROWS EXPECTATIONS:

Expectations for tomorrow are to safely and correctly collect samples the remaining wells.

Date: 25-Jul

S	M	T	W	T	F	S
			x			

DAILY QUALITY CONTROL REPORT

COE Project Manager: Glen Beckham

Project: Ravenna Army Ammunition Plant Groundwater Monitoring

Job No.: 030174.0016.001

Contract No.: GSA Contract Number GS-10F-0293K Delivery Order W912QR-11-F-0266

Weather	Bright Sun	Clear	Over-Cast x	Rain	Snow
Temp	To 32	32-50	50-70 x	70-85 x	85 up x
Wind	Still x	Moder	High	Report No.	
Humidity	Dry	Moder	Humid x	072512	

SUB-CONTRACTORS ON SITE:

Environmental Quality Management, Inc.

EQUIPMENT ON SITE:

Water level meters, Five water quality meters (Horiba-U22/U52); One multigas detector (MSA); Five bladder pumps w/ associated controllers and compressors and one deep well bladder set up.

WORK PERFORMED (INCLUDING SAMPLING):

Arrive at Building 1036, unload/load and organize equipment.
Finalize purge and sample work at the wells. Samples were collected at the following locations: LL3mw-(242, 245), B12mw-(012, 013), LL11mw-007, CBLmw-002, LL6mw-(002, 05, 008, 009), NTAmw-(109, 119), BKGmw-021, FWGmw-(001, 002, 003, 004, 005, 008, 009, 013, 015, 016), started DETmw-004

Field duplicate and QA split samples were collected from LL3mw-245 and FWGmw-005. Additionally, a field rinseate was collected by Team #4.

Project	Ravenna Army Ammunition Plant Groundwater Monitorin	Report No.	072512
Job No.	030174.0016.001	Date:	7/25/2012

QUALITY CONTROL ACTIVITIES (INCLUDING FIELD CALIBRATIONS):

All field equipment was calibrated prior to mobilizing to the field. Water quality meters were calibrated with AutoCal Solution - certified values are: Conductivity - 4.49 mS/cm; Turbidity - 0 NTU; pH - 4.0 and 7.0 su. Multigas detector calibrated with Zero Air Standard and 100 ppm Isobutylene. All field equipment was within calibration criteria.

HEALTH AND SAFETY LEVELS AND ACTIVITIES:

H&S briefing conducted prior to mobilizing to the field. All personnel to don modified Level 4 PPE (i.e. steel-toed shoes, safety glasses, & nitrile gloves). First Aid kits were included in each vehicle, & personnel were made aware of eyewash station locations.

Each team was equipped with a cellular phone. Personnel were instructed to hydrate frequently and watch for signs of heat/cold stress. Personnel were also instructed to be alert for storms, poisonous plants, stinging insect, ticks, and roaming deer/turkey.

PROBLEMS ENCOUNTERED/CORRECTIVE ACTION (S) TAKEN:

DETmw-004 went dry during purge, waited for recharge and grabbed partial alloqouts, will continue 7-26.
Samples were labeled correctly but logged incorrectly on COC, and notification was made when mistake noticed.

SPECIAL NOTES:

N/A

TOMORROWS EXPECTATIONS:

Finalize the well sampling, IDW sampling, and demob.

Date: 26-Jul

S	M	T	W	T	F	S
				X		

DAILY QUALITY CONTROL REPORT

COE Project Manager: Glen Beckham

Project: Ravenna Army Ammunition Plant Groundwater Monitoring

Job No.: 030174.0016.001

Contract No.: GSA Contract Number GS-10F-0293K Delivery Order W912QR-11-F-0266

Weather	Bright Sun	Clear	Over-Cast x	Rain x	Snow
Temp	To 32	32-50	50-70	70-85 x	85 up x
Wind	Still x	Moder x	High	Report No.	
Humidity	Dry	Moder	Humid x	072612	

SUB-CONTRACTORS ON SITE:

Environmental Quality Management, Inc.

EQUIPMENT ON SITE:

Water level meters, Four water quality meters (Horiba-U22/U52); One multigas detector (MSA); Four bladder pumps w/ associated controllers and compressors.

WORK PERFORMED (INCLUDING SAMPLING):

Arrive at Building 1036, unload/load and organize equipment.
Finalize purge and sample work at the wells. Samples were collected at the following locations: LL10mw-003, LL12mw-(187, 242, 246), DETmw-003, finalized DETmw-004, DA2mw-(108, 114, 115).

Field duplicate and QA split samples were collected from DA2mw-115. Additionally, a field rinseate was collected by Team #3. IDW sampling collected. Packed equipment for return back to Cincinnati, and cleaned Building 1036. Demobilization.

Project	Ravenna Army Ammunition Plant Groundwater Monitorin	Report No.	072612
Job No.	030174.0016.001	Date:	7/26/2012

QUALITY CONTROL ACTIVITIES (INCLUDING FIELD CALIBRATIONS):

N/A

HEALTH AND SAFETY LEVELS AND ACTIVITIES:

H&S briefing conducted prior to mobilizing to the field. All personnel to don modified Level 4 PPE (i.e. steel-toed shoes, safety glasses).
Each team was equipped with a cellular phone.

PROBLEMS ENCOUNTERED/CORRECTIVE ACTION (S) TAKEN:

N/A

SPECIAL NOTES:

N/A

TOMORROWS EXPECTATIONS:

NA

APPENDIX C

HEXAVALENT CHROMIUM TECHNICAL CHANGE ORDER

ENVIRONMENTAL QUALITY MANAGEMENT, INC.

TECHNICAL CHANGE ORDER

OHIO EPA NEDO
JUL 03 2012
RECEIVED

Subject: Groundwater Sampling – Hexavalent Chromium Analysis

File: GSA Contract Number GS-10F-0293K

Date: July 2, 2012

Distribution List: V. Deppisch - OEPA K. Elgin - OHARNG
M. Patterson – BRAC M. Nichter – USACE

During the October 2011 groundwater monitoring event Method 7196A was used for hexavalent chromium analysis. The method detection limit (MDL) for this method was 2 ug/L and the reporting limit (RL) was 20 µg/L. As noted by the Ohio EPA the RVAAP groundwater cleanup goal (CUG) is listed as 11 µg/L. Additionally, the USEPA Regional Screening Level (RSL) is 0.031 µg/L. It has been determined that the current RL is too high to meet the required clean level screening criteria.

The project action requirement for hexavalent chromium as listed in the RVAAP-66 Facility Wide Groundwater QAPP Addendum is 0.02 mg/L. In order to meet the CUG and RSL for hexavalent chromium at RVAAP, an alternate method other than EPA 7196 as listed in the QAPP Addendum is being recommended. After some investigation, substitute methods for the determination of hexavalent chromium were found, EPA 7199 and EPA 218.6. Both methods were researched to see if the RSL could be met. It was determined that hexavalent chromium by EPA 218.6 could meet the RSL requirements. After discussions with the USACE chemist K. Krantz, EQM is recommending that hexavalent chromium samples for all future groundwater events be analyzed by EPA method 218.6. Benefits of EPA 218.6 versus current EPA 7196 method include a lower reporting limit of 0.03 µg/L and increased holding time of properly preserved samples from 24 hours to 28 days. The EPA method for 218.6 is attached as a reference.

This requested change will not impact cost or schedule for this project.

John M. Miller EQM Project Manager	Mark Nichter 7/9/12 USACE Technical Manager	Vicki Deppisch 7/5/12 Ohio EPA

OHIO EPA NEDO
JUL 30 2012
RECEIVED

METHOD #: 218.6 Recommended for Approval for NPDES (August, 1991)

TITLE: Determination Of Dissolved Hexavalent Chromium In Drinking Water, Groundwater And Industrial Wastewater Effluents By Ion Chromatography

ANALYTE: CAS # Chromium 7440-47-3, Cr

INSTRUMENTATION: IC

1.0 Scope and Application

1.1 This method provides procedures for the determinatbn of dissolved hexavalent chromium in drinking water, groundwater and industrial wastewater effluents.

1.2 The Method Detection Limits (MDL, defined in Sectin 3) for the above matrices are listed in Table 1. The MDL obtained by an individual laboratory for a specific matrix may differ from those listed depending on the nature of the sample and the instrumentation used.

1.3 Samples containing high levels of anionic species such as suHate and chloride may cause column overload. Samples containing high levels of organics or sulfides cause rapid reduction of soluble Cr(VI) toCr(III). Samples must be stored at 4°C and analyzed within twenty-four hours of collection.

1.4 This method should be used by analysts experienced in the use of ion chromatography and the interpretatbn of ion chromatograms.

2.0 Summary of Method

2.1 An aqueous sample is filtered through a 0.45 um filter and the filtrate is adjusted to a pH of 9 to 9.5 with a buffer solution. A measured volume of the sample (50-250 µL) is introduced into the ion chromatograph. A guard column removes organics from the sample before the Cr(VI) as CrO_4^{2-} is separated on an anion exchange separator column. Post-Column derivatization of the Cr(VI) with diphenylcarbazide is followed by detection of the colored complex a 530 nm.

3.0 Definitions

3.1 Dissolved--Material that will pass through a 0.45 um membrane filter.

3.2 Method Detection Limit (MDL)- The minimum concentration of an analyte that can be identified, measured and reported with 99% confidence that the analyte concentration is greater than zero and determined from analysis of a sample in a given matrix containing analyte (1).

3.3 Linear Dynamic Range- The concentratbn range over which the analytical working curve remains linear.

3.4 Laboratory Reagent Blank (LRB)- An aliquot of reagent water that is treated exactly like a sample including exposure to all glassware, equipment, solvents and reagents that are used with samples. The LRB is used to determine if the method analyte is present in the laboratory environment, the reagents or apparatus.

3.5 Stock Standard Solution- A concentrated, certified standard solution of the method analyte. The stock standard solution is used to prepare calibration standards.

3.6 Calibration Standard (CAL)- A solution prepared from the stock standard and used to calibrate the instrument response with respect to analyte concentration.

3.7 Laboratory FonHied Blank (LFB)- An aliquot of reagent water to which a known quantity of method analyte is added in the laboratory. The LFB is analyzed exactly like a sample, and its purpose is to determine whether the method is within accepted control limits.

3.8 Laboratory Fortified Sample Matrix (LFM)- An aliquot of an environmental sample to which a known quantity of method analyte is added in the laboratory. The LFM is analyzed exactly like a sample, and its purpose is to determine whether the sample matrix contributes bias to the analytical result. The background concentration of the analyte in the sample matrix must be determined in a separate aliquot and the measured value in the LFM corrected for the concentration found.

3.9 Quality Control Sample (QCS)- A solution containing a known concentration of analyte prepared by a laboratory other than the laboratory performing the analysis. The sample is used to check laboratory performance.

3.10 Laboratory Duplicates (LD)- Two albuots of the same sample that ara treated exactly the same throughout preparative and analytical procedures. Analyses of laboratory duplicates indicate precision associated with laboratory procedures.

3.11 Laboratory Performance Check Standards (LPC)- A solution of the analyte prepared in the laboratory by making appropriate dilutions of the stock standard in reagent water. The LPC is used to evaluate the performance of the instrument system within a given calibration Curve.

4.0 Interferences

4.1 Interferences which affect the accurate determination of Cr(VI) may come from several sources.

4.1.1 Contamination- A trace amount of Cr is sometimes found in reagent grade salts. Since a concentrated buffer solution is used in this method to adjust the pH of samples, reagent blanks should be analyzed to assess for potential Cr(VI) contamination. Contamination can also come from improperly cleaned glassware or contact of caustic or acidic reagents or samples with stainless steel or pigmented material.

4.1.2 Oxidation of soluble Cr(III) to Cr(VI) can occur in an alkaline medium in the presence of oxidants such as Fe(III) and oxidized Mn or as a result of the aeration that occurs in most extraction procedures (2-5).

4.1.3 Reduction of Cr(VI) to Cr(III) can occur in the presence of reducing species in an acidic medium. At a pH of 6.5 or greater, however, $HCrO_4^{-1}$ is converted to CrO_4^{2-} which is less reactive than the $HCrO_4^{-1}$.

4.1.4 Overloading of the analytical column capacity with high concentrations of anionic species, especially chloride and sulfate, will cause a loss of Cr(VI). The column specified in this method can handle samples containing up to 5% sodium sulfate or 2% sodium chloride (6). Poor recoveries from fortified samples and tailing peaks are typical manifestations of column overload.

5.0 Safety

5.1 Hexavalent chromium is toxic and a suspected carcinogen and should be handled with appropriate precautbns (3,4). Extreme care should be exercised when weighing the salt for preparation of the stock standard. Each laboratory is responsible for maintaining a current awareness file of OSHA regulations regarding the safe handling of chemicals specified in this method. A reference file of material safety data sheets should also be available to all personnel involved in the chemical analysis (7,8).

6.0 Apparatus and Equipment

6.1 Ion Chromatograph

6.1.1 Instrument equipped with a pump capable of withstanding a minimum backpressure of 2000 psi and capable of delivering a constant flow in the range of 1-5 mL/min and containing no metal parts in the sample, eluent or reagent flow path.

6.1.2 Helium gas supply (high purity, 99.995%).

6.1.3 Pressurized eluent container, plastic, one or two liter size.

6.1.4 Sample loops of various sizes (50-250µL).

6.1.5 A pressurized reagent delivery module with a mixing tee and beaded mixing coil.

6.1.6 Guard Column- A column placed before the separator column containing a sorbent capable of removing strongly absorbing organics and particles that would otherwise damage the separator column (Dionex IonPac NG1 or equivalent).

6.1.7 Separator Column- A column packed with a high capacity anion exchange resin capable of resolving CrO_4^{2-} from other sample constituents (Dionex IonPac AS7 or equivalent).

6.1.8 A low-volume flow-through cell visible lamp detector containing no metal parts in contact with the eluent flow path. Detection wavelength is at 530 nm.

6.1.9 Recorder, integrator or computer for receiving analog or digital signals for recording detector response (peak height or area) as a function of time.

6.2 Labware- All reusable glassware (glass, quartz, polyethylene, Teflon, etc.) including the sample containers should be soaked overnight in laboratory grade detergent and water, rinsed with water, and soaked for four hours in a mixture of dilute nitric and hydrochloric acid (1+2+9) followed by rinsing with tap water and ASTM Type I water.

NOTE: chromic acid must not be used for the cleaning of glassware.

6.2.1 Glassware- Class A volumetric flasks and a graduated cylinder.

6.2.2 Assorted Class A calibrated pipettes.

6.2.3 10 mL male luer-bck disposable syringes.

6.2.4 0.45 µm syringe filters.

6.2.5 Storage bottle--high density polypropylene, 1 liter capacity.

6.3 Sample Processing Equipment

6.3.1 Liquid sample transport containers- high density polypropylene, 125 mL capacity.

6.3.2 Supply of dry ice or refrigerant packing and styrofoam shipment boxes.
6.3.3 pH meter- to read pH range 0-14 with accuracy ± 0.03 pH.
6.3.4 0.45 um filter discs, 7.3 cm diameter (Gelman Acro 50A, Mfr. No.4262 or equivalent)
6.3.5 Plastic syringe filtration unit (Baxter Scientific, Cat. No. 1240 IN or equivalent).

7.0 Reagents and Consumable Materials

7.1 Reagents- All chemicals are ACS grade unless otherwise indicated.
7.1.1 Ammonium hydroxide, NH_4OH, (sp.gr. 0.902), (CAS RN 1336-21-6).
7.1.2 Ammonium sulfate, NH_2SO_4, (CAS RN 7783-20-2).
7.1.3 1,5 Diphenylcarbazide, (CAS RN 1 40-22-7).
7.1.4 Methanol, HPLC grade.
7.1.5 Sulfuric acid, concentrated (sp.gr. 1.84).
7.2 Water- For all sample preparations and dilutions, ASTM Type I water (ASTM D1193) is required. Suitable water may be obtained by passing distilled water through a mixed bed of anion and cation exchange resins.
7.3 Cr(VI) Stock Solution- Dissolve 4,501 g of Na2CrO4*4H2O in ASTM Type I water and dilute to one liter. Transfer to a polypropylene storage container.
7.4 Laboratory Reagent Blank (LRB)- Aqueous LRBs can be prepared by adjusting the pH of ASTM Type I water to 9-9.5 with the same volume of buffer as was used for the samples.
7.5 Laboratory Fortified Blank (LFB)- To an aliquot of reagent blank add an aliquot of stock standard to produce a final concentration of 100 µg/L of Cr(VI). The LFB must be carried through the entire sample preparation and analysis scheme.
7.6 Quality Control Sample (QCS)- A quality control sample must be obtained from an outside laboratory. Dilute an aliquot according to instructions and analyze with samples.
7.7 Eluent- Dissolve 33 g of ammonium sulfate in 500 mL of ASTM Type I water and add 6.5 mL of ammonium hydroxide. Dilute to one liter with ASTM Type I water.
7.8 Post-column Reagent- Dissolve 0.5 g of 1,5 diphenylcarbazide in 100 mL of HPLC grade methanol. Add to about 500 mL of ASTM Type I water containing 28 mL of 98% sulfuric acid while stirring. Dilute with ASTM Type I water to one liter in a volumetric flask. Reagent is stable for four or five days but should only be prepared in one liter quantities as needed.
7.9 Buffer Solution- Dissolve 33 g of ammonium sulfate in 75 mL of ASTM Type I water and add 6.5 mL of ammonium hydroxide. Dilute to 100 mL with ASTM Type I water.

8.0 Sample Collection, Preservation and Storage

8.1 Prior to the collection of the sample, consideration should be given to the type of data required so that appropriate preservation and pretreatment steps can be taken. Filtration and pH adjustment should be performed at the time of sample collection or as soon thereafter as practically possible.

8.2 For the determination of dissolved Cr(VI), the sample should be filtered through a 0.45 um filter. Use a portion of the sample to rinse the syringe filtration unit and filter and then collect the required volume of filtrate. Adjust the pH of the sample to 9-9.5 by adding dropwise a solution of the buffer, periodically checking the pH with the pH meter. Approximately 10 mLs of sample are sufficient for three IC analyses.

8.3 Ship and store the samples at 4°C. Bring to ambient temperature prior to analysis. Samples should be analyzed within twenty-four hours of collection.

9.0 Calibration

9.1 Calibration- At the time samples are analyzed a calibration should be performed using a minimum of three calibration solutbns that bracket the anticipated concentratbn range of the samples. Calibration standards should be prepared from the stock standard (Sectbn 7.3) by appropriate dilution with ASTM Type I water (Sectbn 7.2) in volumetric flasks. The solution should be adjusted to a pH of 9-9.5 with the buffer solution (Section 7.9) prior to final dilution.

9.1.1 Establish ion chromatographic operating conditions as indicated in Table 2. The flow rate of the eluent pump is set at 1.5 mL/min and the pressure of the reagent delivery module adjusted so that the final flow rate from the detector is 2.0 mL/min. This requires manual adjustment and measurement of the final flow using a graduated cylinder and a stop watch. A warm up period of approximately 30 minutes after the flow rate has been adjusted is recommended and the flow rate should be checked prior to calibration and sample analysis.

9.1.2 Injection loop size is chosen based on standard and sample concentrations and the selected attenuator setting. A 250 uL loop was used to establish the method detection limits in Table 1. A 50 uL loop is normally sufficient for higher concentrations. The sample volume used to had the injection loop should be at least 10 times the loop size so that all tubing in contact with sample is thoroughly flushed with new sample to prevent cross contamination.

9.1.3 A calibration curve of analyte response (peak height or area) versus analyte concentration should be constructed. The coefficient of correlation for the curve should be 0.999 or greater.

9.2 Instrument Performance- Check the performance of the instrument and verify the calibration using data gathered trom analyses of laboratory blanks, calibration standards and the quality control sample.

9.2.1 After the calibration has been established, it should be verified by analyzing the QCS (Section 7.6). If the measured value of the QCS exceeds ± 10% of the established value, a second analysis should be performed. If the value still exceed the established value, the analysis should be terminated until the source of the problem is identified and corrected.

9.2.2 To verify that the instrument is properly calibrated on a continuing basis, run an LRB and an LPC after every ten analyses. The results of the analyses of the standards will indicate whether the calibration remains valid. If the measured concentration of the analyte deviates from the true concentration by more than ± 5%, the instrument must be

recalibrated and the previous ten samples re-analyzed. The instrument response from the calibration check may be used for recalibration purposes.

10.0 Quality Control

10.1 Each laboratory using this method is required to operate a formal Quality Control (QC) program. The minimum requirements of this program consist of an initial demonstration of laboratory capability, and the analysis of laboratory reagent blanks, fortified blanks and samples as a continuing check on performance. The laboratory is required to maintain performance records that define the quality of the data thus generated.

10.2 Initial Demonstration of Performance

10.2.1 The initial demonstration of performance is used to characterize instrument performance (method detection limits and linear calibration ranges) for analyses conducted by this method.

10.2.2 Method Detection Limit (MDL)- Method Detection Limit should be established using reagent water (blank) fortified at a concentration of two to five times the estimated detection limit. To determine the MDL value, take seven replicate aliquots of the fortified reagent water and process through the entire analytical method. Perform all calculations defined in the method and report the concentratbn values in the appropriate units. Calculate the MDL as follows:

$$MDL = (t) \times (s)$$

where:

t = students' t value for a 99% confidence level and a standard deviation estimate with n-1 degrees of freedom [t = 3.143 for seven replicates].

s = standard deviation of the replicate analyses.

10.2.3 Linear dynamic range- linear dynamic ranges are governed by Beer's Law. A set of at least five standards covering the estimated linear range should be prepared fresh from the stock solution and one analysis of each performed. A log vs. log plot of peak height vs. analyte concentration having a slope between 0.98 and 1.02 will indicate linearity (7). The linear dynamic range for this method covered four orders of magnitude (1 µg/L to 10,000 µg/L) when peak height was used.

10.3 Assessing Laboratory Performnance Reagent and Fortified Blanks

10.3.1 Laboratory Reagent Blank (LRB)- the laboratory must analyze at least one reagent blank (Section 7.4) with each set of samples. Reagent blank data are used to assess contamination from a laboratory environment. If the Cr(VI) value in the reagent blank exceeds the determined MDL, then laboratory or reagent contaminatbn should be suspected. Any determined source of contaminatbn should be corrected and the samples re-analyzed.

10.3.2 Laboratory Fortified Biank (LFB)- the laboratory must analyze at least one fortified blank (Section 7.5) with each set of samples. Calculate accuracy as percent recovery (see 10.4.2). If the recovery of Cr(VI) falls outside the control limits (see10.3.3), then the procedure is judged out of control, and the source of the problem should be identified and resolved before continuing the analysis.

10.3.3 Until sufficient data become available (usually a minimum of twenty to thirty analyses), the laboratory should assess laboratory performance against recovery limits of 90-110%. When sufficient internal performance data becomes available, develop control limits from the percent mean recovery (x) and the standard deviation (s) of the mean recovery. These data are used to establish upper and lower control limits as follows:
Upper Control Limit = x + 3s
Lower Control Limit = x - 3s

10.4 Assessing Analyte Recovery- Laboratory Fortified Sample Matrix

10.4.1 The laboratory must add a known amount of Cr(VI) to a minimum of 10% of the routine samples. The concentration level can be the same as that of the laboratory fortified blank (Section 7.5) for liquid samples.

10.4.2 Calculate the percent recovery for Cr(VI) corrected for background concentration measured in the unfortified sample, and compare this value to the control limits established in Section10.3.3 for the analysis of LFBs. Fortified recovery calculations are not required if the fortified concentration is less than 10% of the sample background concentration. Percent recovery may be calculated in units appropriate to the matrix, using the following equation:

$$R = \frac{(C_F - C) \times 100}{F}$$

Where:
R = percent recovery.
C_F = fortified sample concentration.
C = sample baekground concentration.
F = concentration equivalent of Cr(VI) added to sample.

10.4.3 If the reeovery of Cr(VI) falls outside control limits, while the reeovery obtained for the LFB was shown to be in control (Section 10.3), the recovery problem encountered with the fortified sample is judged to be matrix related, not system related. The result for Cr(VI) in the unfortified sample must be labelled "suspect matrix".

10.5 Quality Control Sample (QCS)- Each quarter, the laboratory should analyze one or more QCS (if available). If criteria provided with the QCS are not met, corrective action should be taken and documented.

11.0 Procedure

11.1 Sample Preparation Filtered, pH adjusted samples at 4°C should be brought to ambient temperature prior to analysis.

11.2 Initiate instrument operating configuration and calibrate (Section 9).

11.3 Draw into a new, unused syringe (6.2.3) approximately 3 mL of sample and attach a syringe filter to the syringe. Discard 0.5 mL through the filter and load 10X the sample loop volume. Samples having concentrations higher than the established linear dynamic range should be diluted into the calibration range and re-analyzed.

12.0 Calculations

12.1 From the calibration curve the concentration of the sample can be determined. For the above procedure, if there is no dilution, the concentration of the sample should be reported as µg/L. Data should be corrected for any Cr(VI) contamination found in reagent blanks.

12.2 The QC data obtained during the analyses provide an indication of the quality of the sample data and should be provided with the sample results.

13.0 Precision and Accuracy

13.1 Instrument operating conditions used for single laboratory testing of the method are summarized in Table 2. Dissolved Cr(VI) method detection limits determined using the procedure in 10.2.2 are listed in Table 1.

13.2 Data obtained from single laboratory testing of the method are summarized in Table 3 for five water samples representing drinking water, deionized water, groundwater, treated municipal sewage wastewater and treated electroplating wastewater. Samples were fortified with 100 and 1000 µg/L of Cr(VI) and recoveries determine (Section 10.4.2).

14.0 References

1. Glaser, J.A., Foerst, D.L., McKee, G.D., Quave, S.A. and Budde, W.L., "Trace Analyses for Wastewaters," Environmental Science and Technology, Vol. 15, No. 12,1981, PP. 14261435.
2. Bartlett, R. and James, B., "Behavior of Chromium in Soils: ill. Oxidation," J. Environ. Qual., Vol. 8, No. 1,1979, pp. 31-35.
3. Zatka, V.J., "Speciation of Hexavalent Chromium in Welding Fumes Interference by Air Oxidation of Chromium," Am. Ind. Hyg. Assoc.J., Vol. 46, No. 7,1985, pp. 327-331.
4. Pedersen, B., Thomsen, E. and Stern, R.M., "Some Problems in Sampling, Analysis and Evaluation of Welding Fumes Containing Cr(VI)", Ann. Occup. HYg., Vol. 31, No. 3,1987, pp.325-338.
5. Messman, J.D., Churchwell, M.E., et. al. Determination of Stable Valence States of Chromium in Aqueous and Solid Waste Matrices - Experimental Verification of Chemical Behavior. EPA/600/S4-86/039, U.S. Environmental Protection Agency, Cincinnati, Ohio, 1987, 112 pp.
6. Dionex Technical Note No. 26, May 1990.

7. "Proposed OSHA Safety and Health Standards, Laboratories," Occupational Safety and Health Administratbn, Federal Register, July 24, 1986.
8. "OSHA Safety and Health Standards, General Industry," (29 CFR 1910), Occupational Safety and Health Administration, OSHA 2206, revised January 1976.
9. Johnson, D.C., Anal. Chim. Acta, Vol. 204, No. 1 1988.

Table 1. Method Detection Limit for Cr(VI)

Matrix Type	Conc. used to compute MDL (µg/L)	Method Detection Limit (a) (µg/L)
Reagent Water	1	0.4
Drinking Water	2	0.3
Ground Water	2	0.3
Primary Sewage Wastewater	2	0.3
ElectroplatingWastewater	2	0.8

(a) MDL concentrations are computed for final analysis solution (Section 11.2).

Table 2. Ion Chromatographic Conditions

Columns:	Guard Column - Dionex IonPac NG1 Separator Column - Dionex IonPac AS7
Eluent:	250 mM $(NH_4)_2SO_4$ 100 mM NH_4OH Flow rate - 1.5 mL/min
Post-Column Reagent:	2 mM Diphenylcarbohydrazide 10% v/v CH_3OH 1 N H_2SO_4 Flow rate - 0.5 mL/min
Detector:	Visible 530 nm
Retention Time:	3.8 min.

APPENDIX D

DATA VERIFICATION REPORTS/ LABORATORY DATA SHEETS

Data Verification Summary

Site: Ravenna Army Ammunition Plant
Sampling Event: July 2012 **Date:** February 5, 2013
Workorders: R1204701, R1204779 **Revision:** 2

Data Reviewer: Angye Dragotta /Environmental Quality Management, Inc. (EQM, Inc.)

QA/QC Summary

On July23-26th, 2012 the following samples were collected from groundwater-monitoring wells at Ravenna Army Ammunition Plant and analyzed as part of workorders R1204701 and R1204779. Hexavalent chromium analysis was performed by ALS Laboratories (formerly Columbia Analytical Services), Rochester, New York by method EPA 218.6.

Field Sample IDs		
FWGCBLmw-005-0071-GF	FWGLL2mw-059C-0113-GF	FWGEQUIPRinse3-0156-GW
FWGCBPmw-009-0073-GF	FWGLL2mw-265c-0114-GF	FWGEQUIPRINSE4-0157-GW
FWGCBPmw-DUP2-0140-GF	FWGLL3mw-244-0117-GF	FWGFWGmw-001-0081-GF
FWGEBGmw-131-0080-GF	FWGLL4mw-201-0120-GF	FWGFWGmw-002-0082-GF
FWGEQUIPRINSE1-0154-GW	FWGSCFmw-002-0130-GF	FWGFWGmw-003-0083-GF
FWGEQUIPRINSE2-0155-GW	FWGWBGmw-018-0135-GF	FWGFWGmw-004-0084-GF
FWGFWGmw-006-0086-GF	FWGWBGmw-019-0136-GF	FWGFWGmw-005-0085-GF
FWGFWGmw-007-0087-GF	FWGWBGmw-020-0137-GF	FWGFWGmw-008-0088-GF
FWGFWGmw-010-0090-GF	FWGWBGmw-021-0138-GF	FWGFWGmw-009-0089-GF
FWGFWGmw-011-0091-GF	FWGWBGmw-DUP8-0146-GF	FWGFWGmw-013-0093-GF
FWGFWGmw-012-0092-GF	FWGB12mw-013-0067-GF	FWGFWGmw-015-0095-GF
FWGFWGmw-014-0094-GF	FWGCBLmw-002C-0070-GF	FWGFWGmw-016-0096-GF
FWGLL11mw-011-0099-GF	FWGDA2mw-108C-0074-GF	FWGFWGmw-DUP4-0142-GF
FWGLL11mw-012-0100-GF	FWGDA2mw-114-0075-GF	FWGLL3mw-245-0118-GF
FWGLL12mw-247-0108-GF	FWGDA2mw-115-0076-GF	FWGLL3mw-DUP6-0144-GF
FWGLL1mw-086-0111-GF	FWGDA2mw-DUP3-0141-GF	FWGLL6mw-008-0123-GF
FWGLL1mw-087-0112-GF	FWGDETmw-003C-0077-GF	FWGLL6mw-009-0124-GF
	FWGDETmw-004C-0078-GF	FWGNTAmw-119-0126-GF

The data presented in this report were evaluated according to the *Final Facility Wide Groundwater Monitoring Program, RVAAP-66 Facility Wide Groundwater Quality Assurance Project Plan (QAPP) Addendum for the Ravenna Army Ammunition Plant, Ravenna, OH, Environmental Quality Management, January, 2012.* The following documents were used as needed to supplement the project documentation: The United States Department of Defense (DoD) Quality Services Manual (QSM) for Environmental Laboratories, Version 4.1, and the United States Army Corps of Engineers (USACE), Louisville District Quality Systems Manual Supplement (LS), *EPA National Functional Guidelines (NFG) for Organic Data Review, EPA-540/R-08-01, June 2008, NFG for Inorganic Data Review, EPA-540/R-04-004, October 2004*, Analytical Methods, and Laboratory Standard Operating Procedures. The QC criteria provided in the reference documents represent accuracy and precision performance goals for each analytical method. QC criteria reviewed for each method are listed below, along with any outliers.

All analytical results have been verified against compliance requirements specified in the project QAP, QSM, LS, associated analytical methods and/or SOPs, as appropriate.

Checklists used in review of the data have been presented in Appendix 1. Outliers have been noted below and results requiring qualification, as a result of this verification process, have been summarized in Appendix 2.

FWGEQUIPRINSE1-0154-GW was incorrectly reported by the lab as FWGEQUIPRINSE1-0154-GF.

The completeness objective for the project was 90%. The completeness objective was met for this SDG, 100%. Limitations, if any, on the data are indicated with qualifiers detailed below.

Data Verification Summary

Site: Ravenna Army Ammunition Plant
Sampling Event: July 2012 **Date:** February 5, 2013
Workorders: R1204701, R1204779 **Revision:** 2

Hexavalent Chromium – 218.6

The following QC criteria were reviewed with acceptable results, except as noted below:

- Holding times, preservation, sample handling
- Initial Calibration Criteria including SPCC and CCC compounds
- ICV/CCV criteria
- Retention times
- MRL verification criteria
- Method and Field blank Criteria
- Field duplicate RPD criteria
- Laboratory Control Sample criteria
- Matrix Spike Recovery Criteria and RPD

Preservation

Samples were preserved immediately after filtration in the field in laboratory supplied pre-preserved bottles. The laboratory SOP requires the laboratory verify the pH of the samples within 24 hours of sampling to be within the method required pH. Should the pH be outside the range indicated in the method, the laboratory protocol is to adjust the pH to be within the method specified range. The pH was not verified within a 24 hour period for the following samples- FWGLL1mw-087-0112-GF, FWGFWGmw-011-0091-GF, FWGEBGmw-131-0080-GF, FWGLL12mw-247-01008-GF, FWGSCFmw-002-0130-GF, FWGWBGmw-021-0138-GF, FWGWBGmw-018-0135-GF, FWGWBGmw-019-0136-GF, FWGEQUIPRINSE3-0156-GW and FWGWBGmw-Dup8-0146-GF. The results for these samples were qualified as estimated, "J/UJ" as the pH was verified and adjusted as necessary within 48 hours of collection.

Duplicate RPD

The field duplicate analyzed on sample FWGWBGmw-018-0135-GF, had a duplicate RPD above control limits of 30% at 54%. The results for sample FWGWBGmw-018-0135-GF and corresponding field duplicate, FWGWBGmw-DUP8-0146-GF, were qualified as estimated, "J".

Matrix Spike Analysis

- The MS and MSD analyzed on sample FWGLL1mw-086-0111-GF recovered below laboratory control limits of 90-110% for the MS at 77% and for the MSD at 80%.
- The MSD analyzed on sample FWGFWGmw-012-0092-GF recovered below laboratory control limits of 90-110% at 88%.
- The MS and MSD analyzed on sample FWGSCFmw-002-0130-GF recovered below laboratory control limits of 90-110% for the MS at 63% and for the MSD at 65%.
- The matrix spike duplicate analyzed on sample FWGB12mw-013-0067-GF recovered below laboratory control limits of 90-110% at 86%.

The hexavalent chromium results for samples FWGLL1mw-086-0111-GF, FWGLL1mw-087-0112-GF, FWGFWGmw-011-0091-GF, FWGFWGmw-012-0092-GF, FWGLL4mw-201-0120-GF, FWGEBGmw-131-0080-GF, FWGFWGmw-010-0090-GF, FWGLL3mw-244-0117-GF, FWGLL2mw-265-0114-GF, FWGEQUIPRinse1-0154-GW, FWGLL2mw-059c-0113-GF, FWGLL2mw-059c-0113-GF, FWGLL12mw-247-0108-GF, FWGEQUIPRinse2-0155-GF, FWGLL11mw-011-0099-GF, FWGFWGmw-011-0091-GF, FWGFWGmw-011-0091-GF, FWGFWGmw-020-0137-GF, FWGFWGmw-021-0138-GF, FWGFWGmw-018-0135-GF, FWGFWGmw-019-0136-GF, FWGFWGmw-DUP8-0146-GF, FWGCBLmw-002c-0070-GF, FWGFWGmw-005-0085-GF, FWGFWGmw-DUP4-0142-GF, FWGFWGmw-002-0082-GF, FWGFWGmw-009-0089-GF, FWGB12mw-013-0067-GF and FWGFWGmw-001-0081-GF were qualified as estimated, "J/UJ".

CASE NARRATIVE

Client:	EQM	**Service Request:**	R1204701
Project:	RVAAP,EQM PN 030174.0016	**Project Number:**	
Sample Matrix:	Water	**Date Received:**	07/24-25/12

All analyses were performed consistent with the quality assurance program of Columbia Analytical Services, Inc. (CAS). This report contains analytical results for samples designated for Tier IV deliverables. When appropriate to the method, method blank and LCS results have been reported with each analytical test.

Sample Receipt

Samples were collected on 07/23-24/12 and received at CAS on 07/24-25/12 at cooler temperatures of 2.1-5.8 C in good condition except as noted on the cooler receipt and preservation check form. The samples were stored in a refrigerator at 1 - 6 °C upon receipt at the laboratory. All Dissolved parameters were filtered in the field.

Inorganic Analysis

Samples were analyzed for Hexavalent Chromium by method 218.6 Low Level.

All initial and continuing calibration criteria were acceptable except CCV 10 and CCV 12. No data was affected.

Site specific QC was performed on GWGLL1mw-086-0111-GF, FWGFWGmw-012-0092-GF and FWGSCFmw-002-0130-GF as requested. All Matrix Spike/Matrix Spike Duplicate (MS/MSD) recoveries were outside limits and have been flagged with an "*". All RPD's were acceptable. All Laboratory Control Sample (LCS) recoveries were acceptable.

FWGLL1mw-087-0112-GF, FWGFWGmw-011-0091-GF, FWGEBGmw-131-0080-GF, FWGLL12mw-247-0108-GF, FWGSCFmw-002-0130-GF, FWGBWGmw-021-0138-GF, FWGBWGmw-018-0135-GF, FWGBWGmw-019-0136-GF and FWGWBGmw-DUP8-0146-GF were not at a pH of 9.3-9.7 upon receipt and due to a laboratory error, were not pH adjusted within 24 hours. The sample bottles were pre-preserved with the buffer yielding a basic solution (above a pH of 9) which stabilizes Hexavalent chromium, preventing the oxidation of Trivalent chromium to Hexavalent chromium.

The Method Blanks associated with these analyses were free of contamination except CCB11 had a low level detection for Hexavalent Chromium. No data was affected.

No other analytical or QC problems were encountered.

I certify that this data package is in compliance with the terms and conditions of the contract, both technically and for completeness, for other than the details conditioned above. Release of the data contained in this data package has been authorized by the Laboratory Manager or his designee, as verified by the following signature.

CASE NARRATIVE

Client:	EQM	**Service Request:**	R1204779
Project:	RVAAP,EQM PN 030174.0016	**Project Number:**	
Sample Matrix:	Water	**Date Received:**	07/26-27/12

All analyses were performed consistent with the quality assurance program of Columbia Analytical Services, Inc. (CAS). This report contains analytical results for samples designated for Tier IV deliverables. When appropriate to the method, method blank and LCS results have been reported with each analytical test.

Sample Receipt

Samples were collected on 07/25-26/12 and received at CAS on 07/26-27/12 at cooler temperatures of 3.9-4.4 C in good condition except as noted on the cooler receipt and preservation check form. The samples were stored in a refrigerator at 1 - 6 °C upon receipt at the laboratory. All Dissolved parameters were filtered in the field.

Inorganic Analysis

Samples were analyzed for Hexavalent Chromium by method 218.6 Low Level.

All initial and continuing calibration criteria were acceptable.

Site specific QC was not requested for these samples. All Laboratory Control Sample (LCS) recoveries were acceptable.

FWEQUIPRinse3-0156-GW was not at a pH of 9.3-9.7 upon receipt and due to a laboratory error, was not pH adjusted within 24 hours. The sample bottles were pre-preserved with the buffer yielding a basic solution (above a pH of 9) which stabilizes Hexavalent chromium, preventing the oxidation of Trivalent chromium to Hexavalent chromium.

The Method Blanks associated with these analyses were free of contamination except CCB18 had a low level detection for Hexavalent Chromium. No data was affected.

No other analytical or QC problems were encountered.

I certify that this data package is in compliance with the terms and conditions of the contract, both technically and for completeness, for other than the details conditioned above. Release of the data contained in this data package has been authorized by the Laboratory Manager or his designee, as verified by the following signature.

CAS ASP/CLP Batching Form/Login Sheet

Client Proj #: 30174.0016.001
Submission: R1204701
Client: Environmental Quality Manageme
Client Rep: JJAEGER
Project: RVAAP, EQM PN 030174.0016

Batch Complete: Yes
Diskette Requested: No
Date: 8/2/12
Custody Seal: Present/Absent:
Chain of Custody: Present/Absent:

Date Revised:
Date Due: 8/8/12
Protocol: MCAWW
Shipping No.:
SDG #: FWGLL1MW-087-0112-GF

CAS Job #	Client/EPA ID	Matrix	Requested Parameters	Date Sampled	Date Received	pH (Solids)	% Solids	Remarks Sample Condition
R1204701-001	FWGLL1mw-087-0112-GF	Water	218.6	7/23/12	7/24/12			
R1204701-002QC	FWGLL1mw-086-0111-GF	Water	218.6	7/23/12	7/24/12			
R1204701-003	FWGFWGmw-011-0091-GF	Water	218.6	7/23/12	7/24/12			
R1204701-004QC	FWGFWGmw-012-0092-GF	Water	218.6	7/23/12	7/24/12			
R1204701-005	FWGLL4mw-201-0120-GF	Water	218.6	7/23/12	7/24/12			
R1204701-006	FWGEBGmw-131-0080-GF	Water	218.6	7/23/12	7/24/12			
R1204701-007	FWGFWGmw-010-0090-GF	Water	218.6	7/23/12	7/24/12			
R1204701-008	FWGLL3mw-244-0117-GF	Water	218.6	7/23/12	7/24/12			
R1204701-009	FWGLL2mw-265c-0114-GF	Water	218.6	7/23/12	7/24/12			
R1204701-010	FWGEQUIPRINSE1-0154-GF	Water	218.6	7/23/12	7/24/12			
R1204701-011	FWGLL2mw-059C-0113-GF	Water	218.6	7/23/12	7/24/12			
R1204701-012	FWGLL12mw-247-0108-GF	Water	218.6	7/24/12	7/25/12			
R1204701-013QC	FWGSCFmw-002-0130-GF	Water	218.6	7/24/12	7/25/12			
R1204701-014	FWGEQUIPRINSE2-0155-GW	Water	218.6	7/24/12	7/25/12			
R1204701-015	FWGLL11mw-011-0099-GF	Water	218.6	7/24/12	7/25/12			
R1204701-016	FWGWBGmw-020-0137-GF	Water	218.6	7/24/12	7/25/12			
R1204701-017	FWGWBGmw-021-0138-GF	Water	218.6	7/24/12	7/25/12			
R1204701-018	FWGWBGmw-018-0135-GF	Water	218.6	7/24/12	7/25/12			
R1204701-019	FWGWBGmw-019-0136-GF	Water	218.6	7/24/12	7/25/12			
R1204701-020	FWGWBGmw-DUP8-0146-GF	Water	218.6	7/24/12	7/25/12			
R1204701-021	FWGLL11mw-012-0100-GF	Water	218.6	7/24/12	7/25/12			
R1204701-022	FWGCBLmw-005-0071-GF	Water	218.6	7/24/12	7/25/12			
R1204701-023	FWGFWGmw-007-0087-GF	Water	218.6	7/24/12	7/25/12			
R1204701-024	FWGFWGmw-006-0086-GF	Water	218.6	7/24/12	7/25/12			
R1204701-025	FWGFWGmw-014-0094-GF	Water	218.6	7/24/12	7/25/12			
R1204701-026	FWGCBPmw-009-0073-GF	Water	218.6	7/24/12	7/25/12			
R1204701-027	FWGCBPmw-DUP2-0140-GF	Water	218.6	7/24/12	7/25/12			

0 0 0 1

Folder Comments:

CAS ASP/CLP Batching Form/Login Sheet

Client Proj #: 30174.0016.001.03FWGCBLMW-
Submission: R1204779
Client: Environmental Quality Manageme
Client Rep: JJAEGER
Project: RVAAP, EQM PN 030174.0016

Batch Complete: Yes
Diskette Requested: No
Date: 8/3/12
Custody Seal: Present/Absent:
Chain of Custody: Present/Absent:

Date Revised:
Date Due: 8/8/12
Protocol: MCAWW
Shipping No.:
SDG #: FWGCBLMW-0002C-0066-GF

CAS Job #	Client/EPA ID	Matrix	Requested Parameters	Date Sampled	Date Received	pH (Solids)	% Solids	Remarks Sample Condition
R1204779-001	FWGCBLmw-002C-0070-GF	Water	218.6	7/25/12	7/26/12			
R1204779-002	FWGFWGmw-005-0085-GF	Water	218.6	7/25/12	7/26/12			
R1204779-003	FWGFWGmw-DUP4-0142-GF	Water	218.6	7/25/12	7/26/12			
R1204779-004	FWGFWGmw-002-0082-GF	Water	218.6	7/25/12	7/26/12			
R1204779-005	FWGB12mw-013-0067-GF	Water	218.6	7/25/12	7/26/12			
R1204779-006	FWGFWGmw-009-0089-GF	Water	218.6	7/25/12	7/26/12			
R1204779-007	FWGFWGmw-001-0081-GF	Water	218.6	7/25/12	7/26/12			
R1204779-008	FWGFWGmw-003-0083-GF	Water	218.6	7/25/12	7/26/12			
R1204779-009	FWGFWGmw-008-0088-GF	Water	218.6	7/25/12	7/26/12			
R1204779-010	FWGLL3mw-245-0118-GF	Water	218.6	7/25/12	7/26/12			
R1204779-011	FWGLL3mw-DUP6-0144-GF	Water	218.6	7/25/12	7/26/12			
R1204779-012	FWGLL6mw-009-0124-GF	Water	218.6	7/25/12	7/26/12			
R1204779-013	FWGLL6mw-008-0123-GF	Water	218.6	7/25/12	7/26/12			
R1204779-014	FWGDETmw-004C-0078-GF	Water	218.6	7/25/12	7/26/12			
R1204779-015	FWGFWGmw-013-0093-GF	Water	218.6	7/25/12	7/26/12			
R1204779-016	FWGFWGmw-004-0084-GF	Water	218.6	7/25/12	7/26/12			
R1204779-017	FWGNTAmw-119-0126-GF	Water	218.6	7/25/12	7/26/12			
R1204779-019	FWGDA2mw-115-0076-GF	Water	218.6	7/26/12	7/27/12			
R1204779-020	FWGDETmw-003C-0077-GF	Water	218.6	7/26/12	7/27/12			
R1204779-021	FWGDA2mw-DUP3-0141-GF	Water	218.6	7/26/12	7/27/12			
R1204779-022	FWGDA2mw-114-0075-GF	Water	218.6	7/26/12	7/27/12			
R1204779-023	FWGDA2mw-108C-0074-GF	Water	218.6	7/26/12	7/27/12			
R1204779-024	FWGEQUIPRINSE4-0157-GW	Water	218.6	7/26/12	7/27/12			
R1204779-025	FWGFWGmw-016-0096-GF	Water	218.6	7/25/12	7/26/12			
R1204779-026	FWGFWGmw-015-0095-GF	Water	218.6	7/25/12	7/26/12			
R1204779-027	FWGEQUIPRinse3-0156-GW	Water	218.6	7/25/12	7/26/12			

Folder Comments:

CHAIN OF CUSTODY/LABORATORY ANALYSIS REQUEST FORM 2061

ALS Environmental

1565 Jefferson Road, Building 300, Suite 360 • Rochester, NY 14623 | +1 585 288 5380 +1 585 288 8475 (fax)

Project Name: RVAAP-66	Project Number: 30174.0016.001
Project Manager: John Miller	Report CC:
Company/Address: EQM ENV. QUAL. MGT. 1800 Carillon Blvd Cincinnati OH 45240	
Phone #: 513 825 7500	Email: ecorbin@eqm.com
Sampler's Signature:	Sampler's Printed Name: Colleen Lear

ANALYSIS REQUESTED (Include Method Number and Container Preservative)

PRESERVATIVE

CLIENT SAMPLE ID	FOR OFFICE USE ONLY LAB ID	SAMPLING DATE	SAMPLING TIME	MATRIX	NUMBER OF CONTAINERS	GC/MS VOAs • 8260 • 624 • CLP	GC/MS SVOAs • 8270 • 625	GC VOAs • 8021 • 601/602	PESTICIDES • 8081 • 608	PCBs • 8082 • 608	METALS, TOTAL (List in comments below)	METALS, DISSOLVED (List in comments below)	Cr+6 218.6	REMARKS/ ALTERNATE DESCRIPTION
FWGLL4MW-087-0112-GF		7/23/12	1104	GW	3								X	MS/MSD
FWGLL4MW-086-0111-GF			1434	GW	3								X	MS/MSD
FWGFWGMW-011-0091-GF			1149	GW	1								X	
FWGFWGMW-012-0092-GF			1319	GW	3								X	MS/MSD
FWGLL4MW-201-0120-GF			1616	GW	1								X	
FWGEBGMW-131-0080-GF			1237	GW	1								X	
FWGFWGMW-010-0090-GF			1437	GW	1								X	
FWGLL3MW-244-0117-GF			1627	GW	1								X	
FWGLL2MW-265-0114-GF			1525	GW	1								X	
FWG EQUIPRINSE 1-0154-GF			1615	GW	1								X	
FWG LL2MW-054C-0113-GF			1700	GW	1								X	

Preservative Key
0. NONE
1. HCL
2. HNO_3
3. H_2SO_4
4. NaOH
5. Zn. Acetate
6. MeOH
7. $NaHSO_4$
8. Other _____

SPECIAL INSTRUCTIONS/COMMENTS

Metals

Cr+6 was field filtered

first priority overnight 8dd49542002

See QAPP ☐

STATE WHERE SAMPLES WERE COLLECTED

TURNAROUND REQUIREMENTS

_____ RUSH (SURCHARGES APPLY)

_____ 1 day _____ 2 day _____ 3 day

_____ 4 day _____ 5 day

REQUESTED REPORT DATE

2 day TAT

REPORT REQUIREMENTS

_____ I. Results Only

_____ II. Results + QC Summaries (LCS, DUP, MS/MSD as required)

_____ III. Results + QC and Calibration Summaries

X IV. Data Validation Report with Raw Data

Edata X APR _____ Yes _____ No

INVOICE INFORMATION

PO #

BILL TO:

RELINQUISHED BY	RECEIVED BY	RELINQUISHED BY	RECEIVED BY	RELINQUISHED BY
Signature	Signature FED EXP	Signature Amy Hentschke	Signature	Signature
Printed Name Colleen Lear	Printed Name	Printed Name Amy Hentschke	Printed Name	Printed Name
Firm EQM	Firm FED EXPRESS	Firm ALS	Firm	Firm
Date/Time 1800 7/23/12	Date/Time 1800 7/23/12	Date/Time 7/24/12 0800	Date/Time	Date/Time

R1204701 5
Environmental Quality Management
RVAAP, EQM PN 030174.0016

Distribution: White - Lab Copy; Yellow - Return to Originator

© 2012 by ALS Group

Cooler Receipt and Preservation Check Form

Project/Client EQM Folder Number R12-4701

Cooler received on 7/24/12 by: AM COURIER: ALS UPS (FEDEX) VELOCITY CLIENT

1.	Were custody seals on outside of cooler?		YES	(NO)		
2.	Were custody papers properly filled out (ink, signed, etc.)?		(YES)	NO		
3.	Did all bottles arrive in good condition (unbroken)?		(YES)	NO		
4.	Did VOA vials, Alkalinity, or Sulfide have significant* air bubbles?	YES	NO	(N/A)		
5.	Were Ice or Ice packs present?		(YES)	NO		
6.	Where did the bottles originate?		(ALS/ROC)	CLIENT		
7.	Temperature of cooler(s) upon receipt:	5.8°				
	Is the temperature within 0° - 6° C?:	(Yes)	Yes	Yes	Yes	Yes
	If No, Explain Below	No	No	No	No	No

Date/Time Temperatures Taken: 7/24/12 0813

Thermometer ID: IR GUN#3 / (IR GUN#4) .Reading From: (Temp Blank) / Sample Bottle

If out of Temperature, note packing/ice condition & Client Approval to Run Samples:

All Samples held in storage location R-002 by AM on 7/24/12 at 0821

5035 samples placed in storage location _____ by _____ on _____ at _____

PC Secondary Review: AMM 7/24/12

Cooler Breakdown: Date: 7/24/12 Time: 1521 by: AM

1.	Were all bottle labels complete (*i.e.* analysis, preservation, etc.)?	(YES)	NO
2.	Did all bottle labels and tags agree with custody papers?	YES	(NO) *
3.	Were correct containers used for the tests indicated?	(YES)	NO
4.	Air Samples: Cassettes / Tubes Intact Canisters Pressurized Tedlar® Bags Inflated		(N/A)

Explain any discrepancies: _____

pH	Reagent	YES	NO	Lot Received **	Exp	Sample ID	Vol. Added	Lot Added	Final pH
≥12	NaOH								
≤2	HNO_3								
≤2	H_2SO_4								
<4	$NaHSO_4$								
Residual Chlorine (-)	For TCN Phenol and 522			If present, contact PM to add ascorbic acid Or sodium sulfite (522)					
	$Na_2S_2O_3$	-	-						
	Zn Aceta	-	-						
	HCl	*	*						

*Not to be tested before analysis – pH tested and recorded by VOAs or GenChem on a separate worksheet

Carb buffer - WC1120638 ex 07/13

Yes = All samples OK

No = Samples were preserved at lab as listed

PM OK to Adjust: _____

Bottle lot numbers: covered by client label.

Other Comments:

* didn't receive FWGLL4MW201-0120-GF, but received FWGLL4mw-201-0024-GF

PC Secondary Review: AMM 8/2/12

*significant air bubbles: VOA > 5-6 mm, WC > 1 in. diameter

ALS Environmental

CHAIN OF CUSTODY/LABORATORY ANALYSIS REQUEST FORM 2063

1565 Jefferson Road, Building 300, Suite 360 • Rochester, NY 14623 | +1 585 288 5380 +1 585 288 8475 (fax)

Project Name: RVAAP-66
Project Number: 030174.0016.001
Project Manager: John Miller
Report CC:
Company/Address: EQM
1800 Carillon Blvd
Cincinnati OH 45240
Phone #: 513 825 7500
Email: ecorbin@eqm.com
Sampler's Signature: [signature]
Sampler's Printed Name: Colleen Lear

ANALYSIS REQUESTED (Include Method Number and Container Preservative)

PRESERVATIVE

Preservative Key
0. NONE
1. HCL
2. HNO_3
3. H_2SO_4
4. NaOH
5. Zn, Acetate
6. MeOH
7. $NaHSO_4$
8. Other _____

CLIENT SAMPLE ID	FOR OFFICE USE ONLY LAB ID	SAMPLING DATE	SAMPLING TIME	MATRIX	NUMBER OF CONTAINERS	GC/MS VOAs ○ 8260 ○ 624 ○ CLP	GC/MS SVOAs ○ 8270 ○ 625	GC VOAs ○ 8021 ○ 601/602	PESTICIDES ○ 8081 ○ 608	PCBs ○ 8082 ○ 608	METALS, TOTAL (List in comments below)	METALS, DISSOLVED (List in comments below)	Cr+6 218.6							REMARKS/ ALTERNATE DESCRIPTION
FWGLL12mw-247-0108-GF		7/24/12	1012		1								X							
FWGSCFmw-002-0130-GF			1128		1								X							MSMSD
FWGEQUIPRinse2-0155-GW			1208		1								X							
FWGllmw-011-0099-GF			1442		1								X							
FWGWBGmw-020-0137-GF			1229		1								X							
FWGWBGmw-021-0138 GF			1016		1								X							
FWGWBGmw-018-0135-GF			1141		1								X							
FWGWBGmw-019-0136-GF			1011		1								X							
FWGWBGmw-DUP8-0146-GF			1241		1								X							
FWGLL11mw-012-0100-GF			1538		1								X							
~~FWGLL11mw-012-0100~~ FWGCBCmw-005-0091-GF			1642		1								X							

SPECIAL INSTRUCTIONS/COMMENTS
Metals
filtered all but EQUIPRinse
Fedex First Priority overnight 8748 3715 3558

See QAPP ☐

TURNAROUND REQUIREMENTS
____ RUSH (SURCHARGES APPLY)
____ 1 day ____ 2 day ____ 3 day
____ 4 day ____ 5 day
per quote
REQUESTED REPORT DATE

REPORT REQUIREMENTS
____ I. Results Only
____ II. Results + QC Summaries (LCS, DUP, MS/MSD as required)
____ III. Results + QC and Calibration Summaries
X IV. Data Validation Report with Raw Data
Edata X Yes ADR

INVOICE INFORMATION
PO #
BILL TO:

STATE WHERE SAMPLES WERE COLLECTED

RELINQUISHED BY	RECEIVED BY	RELINQUISHED BY	RECEIVED BY	RELINQUISHED BY	
Signature [signature]	Signature FEDEX	Signature	Signature [signature]	Signature	
Printed Name Colleen Lear	Printed Name —	Printed Name	Printed Name [signature]	Printed Name	Printed Name
Firm EQM	Firm FEDEX	Firm	Firm ALS	Firm	Firm
Date/Time 7/24/12 1800	Date/Time 7/24/12 1800	Date/Time	Date/Time 7/25/12 0810	Date/Time	Date/Time

R1204701 5
Environmental Quality Management
RVAAP, EQM PN 030174.0016

Distribution: White - Lab Copy; Yellow - Return to Originator

© 2012 by ALS Group

50000

ALS Environmental

CHAIN OF CUSTODY/LABORATORY ANALYSIS REQUEST FORM 2064

1565 Jefferson Road, Building 300, Suite 360 • Rochester, NY 14623 | +1 585 288 5380 +1 585 288 8475 (fax) PAGE 2 OF 2

Project Name: RVAAP-66	Project Number: 030174.0016.001
Project Manager: John Miller	Report CC:
Company/Address: EQM 1800 Carillon Blvd Cincinnati Oh 45240	
Phone #: 513-825-7500	Email: ecorbin@eqm.com
Sampler's Signature:	Sampler's Printed Name:

ANALYSIS REQUESTED *(Include Method Number and Container Preservative)*

PRESERVATIVE

CLIENT SAMPLE ID	FOR OFFICE USE ONLY LAB ID	SAMPLING DATE	SAMPLING TIME	MATRIX	NUMBER OF CONTAINERS	GC/MS VOAs ○ 8260 ○ 624 ○ CLP	GC/MS SVOAs ○ 8270 ○ 625	GC VOAs ○ 8021 ○ 601/602	PESTICIDES ○ 8081 ○ 608	PCBs ○ 8082 ○ 608	METALS, TOTAL (List in comments below)	METALS, DISSOLVED (List in comments below)	Cr +6 218.6								REMARKS/ ALTERNATE DESCRIPTION
FWG-FWG-MW-007-0057-GF		072412	1501		1						NO	X	X								Only Cr+6
FWG-FWG-MW-006-0086-GF		072412	1637		1								X								
FWG-FWG-MW-014-0094-GF		072412	1609		1								X								
FWG-CBP-MW-009-0073-GF		072412	1520		1								X								
FWG-CBP-MW-DUP2-0140-GF		072412	1620		1								X								

Preservative Key
0. NONE
1. HCL
2. HNO_3
3. H_2SO_4
4. NaOH
5. Zn. Acetate
6. MeOH
7. $NaHSO_4$
8. Other _____

SPECIAL INSTRUCTIONS/COMMENTS
Metals Filtered

See QAPP ☐

STATE WHERE SAMPLES WERE COLLECTED

TURNAROUND REQUIREMENTS
_____ RUSH (SURCHARGES APPLY)
_____ 1 day _____ 2 day _____ 3 day
_____ 4 day _____ 5 day
Per Quote
REQUESTED REPORT DATE

REPORT REQUIREMENTS
___ I. Results Only
___ II. Results + QC Summaries (LCS, DUP, MS/MSD as required)
___ III. Results + QC and Calibration Summaries
X IV. Data Validation Report with Raw Data ADR
Edata X Yes ___ No

INVOICE INFORMATION
PO #
BILL TO:

RELINQUISHED BY	RECEIVED BY	RELINQUISHED BY	RECEIVED BY	RELINQUISHED BY	RECEIVED BY
Signature:	Signature: Fedex	Signature:	Signature:	Signature:	
Printed Name: Mara Leiter	Printed Name:	Printed Name:	Printed Name:	Printed Name:	
Firm: EQM	Firm: Fedex	Firm:	Firm: ALS	Firm:	
Date/Time: 7/24/12 1800	Date/Time: 7/24/12 1800	Date/Time:	Date/Time: 7/25/12 0810	Date/Time:	Date/Time:

R1204701 5
Environmental Quality Management
RVAAP, EQM PN 030174.0016

0000

Distribution: White - Lab Copy; Yellow - Return to Originator

© 2012 by ALS Group

Cooler Receipt and Preservation Check Form

Project/Client EQM Folder Number R12-A701

Cooler received on 7/25/12 by: AV COURIER: ALS UPS FEDEX VELOCITY CLIENT

1.	Were custody seals on outside of cooler?	YES	NO	
2.	Were custody papers properly filled out (ink, signed, etc.)?	YES	NO	
3.	Did all bottles arrive in good condition (unbroken)?	YES	NO	
4.	Did VOA vials, Alkalinity, or Sulfide have significant* air bubbles?	YES	NO	N/A
5.	Were **Ice** or **Ice packs** present?	YES	NO	
6.	Where did the bottles originate?	ALS/ROC, CLIENT		
7.	Temperature of cooler(s) upon receipt:	2.1°		

Is the temperature within 0° - 6° C?:	Yes	Yes	Yes	Yes	Yes
If No, Explain Below	No	No	No	No	No

Date/Time Temperatures Taken: 7/25/12 0815

Thermometer ID: IR GUN#3 / IR GUN#4 Reading From: Temp Blank / Sample Bottle

If out of Temperature, note packing/ice condition & Client Approval to Run Samples:

All Samples held in storage location R-002 by AV on 7/25/12 at 0817
5035 samples placed in storage location _____ by _____ on _____ at _____

PC Secondary Review: JMM 7/25/12

Cooler Breakdown: Date: 7/25/12 Time: 1233 by: DW

1.	Were all bottle labels complete (*i.e.* analysis, preservation, etc.)?	YES	NO	
2.	Did all bottle labels and tags agree with custody papers?	YES	NO	
3.	Were correct containers used for the tests indicated?	YES	NO	
4.	Air Samples: Cassettes / Tubes Intact	Canisters Pressurized	Tedlar® Bags Inflated	N/A

Explain any discrepancies: _____

pH	Reagent	YES	NO	Lot Received **	Exp	Sample ID	Vol. Added	Lot Added	Final pH
≥12	NaOH								
≤2	HNO_3								
≤2	H_2SO_4								
<4	$NaHSO_4$								
Residual Chlorine (-)	For TCN Phenol and 522			If present, contact PM to add ascorbic acid Or sodium sulfite (522)					
	$Na_2S_2O_3$	-	-						
	Zn Aceta	-	-						
	HCl	*	*						

*Not to be tested before analysis – pH tested and recorded by VOAs or GenChem on a separate worksheet

Yes = All samples OK

No = Samples were preserved at lab as listed

PM OK to Adjust: _____

Bottle lot numbers: 052812-2Y
Other Comments:

PC Secondary Review: JMM 8/2/12 *significant air bubbles: VOA > 5-6 mm, WC > 1 in. diameter

H:\SMODOCS\Cooler Receipt 5.doc

ALS Environmental

CHAIN OF CUSTODY/LABORATORY ANALYSIS REQUEST FORM 2065

1565 Jefferson Road, Building 300, Suite 360 • Rochester, NY 14623 | +1 585 288 5380 +1 585 288 8475 (fax) PAGE 1 OF 2

Project Name: RVAAP 66	Project Number: 30174.0016.001.03
Project Manager: John Miller	Report CC:
Company/Address: EQM 1800 CARILON BLVD CINCINNATI OH 45240	
Phone #: 5138257500	Email: ecorbin@eqm.com
Sampler's Signature:	Sampler's Printed Name: Colleen Lear

ANALYSIS REQUESTED (Include Method Number and Container Preservative)

PRESERVATIVE

CLIENT SAMPLE ID	FOR OFFICE USE ONLY LAB ID	SAMPLING DATE	SAMPLING TIME	MATRIX	NUMBER OF CONTAINERS	GC/MS VOAs ○ 8260 ○ 624 ○ CLP	GC/MS SVOAs ○ 8270 ○ 625	GC VOAs ○ 8021 ○ 601/602	PESTICIDES ○ 8081 ○ 608	PCBs ○ 8082 ○ 608	METALS, TOTAL (List in comments below)	METALS, DISSOLVED (List in comments below)	Cr+6 218.6									
FWGCBLMW-002C-0006-GF		7/25/12	0938	GW	1								X									
FWGFWGMW-005-0085-GF			0937	GW	1								X									
FWGFWGMW-DUP4-0042-GF			1037	GW	1								X									
FWGFWGMW-002-0082-GF			1029	GW	1								X									
FWGB12MW-013-0067-GF			1130	GW	1								X									
FWGFWGMW-009-0089-GF			1141	GW	1								X									
FWGFWGMW-001-0081-GF			1203	GW	1								X									
FWGFWGMW-003-0083-GF			1212	GW	1								X									
FWGFWGMW-008-0088-GF			1301	GW	1								X									
FWGU3MW-245-0118-GF			1320	GW	1								X									
FWGU3MW-DUP6-0144-GF			1420	GW	1								X									

Preservative Key
0. NONE
1. HCL
2. HNO_3
3. H_2SO_4
4. NaOH
5. Zn. Acetate
6. MeOH
7. $NaHSO_4$
8. Other Ascorbic Acid

REMARKS/ALTERNATE DESCRIPTION

SPECIAL INSTRUCTIONS/COMMENTS

Metals

Cr+6 is field filtered.
FWGCBLMW-002C-0006-GF is
FWGCBLMW-002-0070-GF as per
Angye Dragotta dms 7/27/12

See QAPP ☐

TURNAROUND REQUIREMENTS

____ RUSH (SURCHARGES APPLY)

____ 1 day ____ 2 day ____ 3 day
____ 4 day ____ 5 day

per SOW
REQUESTED REPORT DATE

REPORT REQUIREMENTS

____ I. Results Only

____ II. Results + QC Summaries (LCS, DUP, MS/MSD as required)

____ III. Results + QC and Calibration Summaries

X IV. Data Validation Report with Raw Data

ADR
Edata X Yes ____ No

INVOICE INFORMATION

PO #

BILL TO:

STATE WHERE SAMPLES WERE COLLECTED

RELINQUISHED BY	RECEIVED BY	RELINQUISHED BY	RECEIVED BY	RELINQUISHED BY	
Signature	Signature	Signature	Signature	Signature	
Printed Name: Colleen A. Lear	Printed Name: Angye Hentschke	Printed Name	Printed Name	Printed Name	Printed Name
Firm: EQM	Firm: ALS	Firm	Firm	Firm	Firm
Date/Time: 7/25/12 1800	Date/Time: 7/26/12 0733	Date/Time	Date/Time	Date/Time	Date/Time

R1204779 5
Environmental Quality Management
RVAAP, EQM PN 030174.0016

Distribution: White - Lab Copy; Yellow - Return to Originator

© 2012 by ALS Group

ALS Environmental

CHAIN OF CUSTODY/LABORATORY ANALYSIS REQUEST FORM 2066 pg 1 COC# 2065

1565 Jefferson Road, Building 300, Suite 360 • Rochester, NY 14623 | +1 585 288 5380 +1 585 288 8475 (fax) PAGE 2 OF 2

Project Name: RVAAPL66	Project Number: 30174.0016.001
Project Manager: John Muller	Report CC:
Company/Address: EQM 1800 CARILON BLVD CINCINNATI OH 45240	
Phone #: 513 825 7500	Email: ecorbin@eqm.com
Sampler's Signature: Colleen Lear	Sampler's Printed Name: Colleen A. Lear

ANALYSIS REQUESTED (Include Method Number and Container Preservative)

PRESERVATIVE

CLIENT SAMPLE ID	FOR OFFICE USE ONLY LAB ID	SAMPLING DATE	SAMPLING TIME	MATRIX	NUMBER OF CONTAINERS	GC/MS VOAs • 8260 • 624 • CLP	GC/MS SVOAs • 8270 • 625	GC VOAs • 8021 • 601/602	PESTICIDES • 8081 • 608	PCBs • 8082 • 608	METALS, TOTAL (List in comments below)	METALS, DISSOLVED (List in comments below)	Cr+6 218.6								REMARKS/ ALTERNATE DESCRIPTION
FWGLL6mw-009-0124-GF		7/25/12	1419	GW	1								X								
FWGLL6mw-008-0123-GF			1519	GW	1								X								
FWGDETmw-004C-0078-GF			1652	GW	1								X								
FWGFWGmw-013-0093-GF			1459	GW	1								X								
FWGFWGmw-004-0084-GF			1621	GW	1								X								
FWGNTAmw-119-0126-GF			1042	GW	1								X								
FWGNTAmw-109-0125-GF			1008	GW	1								X								
FWGFNGMW016-0096-GF		7/25/12		GW	1								X								
FWGFWGmw-015-0095-GF					1								X								
FWGEQUPRinse3-0156-GW					1								X								

Preservative Key: 0. NONE; 1. HCL; 2. HNO_3; 3. H_2SO_4; 4. NaOH; 5. Zn. Acetate; 6. MeOH; 7. $NaHSO_4$; 8. Other Buffer Soln

Locations added as per Angye Dragotta via 7/27/12

SPECIAL INSTRUCTIONS/COMMENTS

Metals
filtered
* this location not needed for Cr+6 as per Angye Dragotta

See QAPP ☐

STATE WHERE SAMPLES WERE COLLECTED

TURNAROUND REQUIREMENTS
____ RUSH (SURCHARGES APPLY)
____ 1 day ____ 2 day ____ 3 day
____ 4 day ____ 5 day
person
REQUESTED REPORT DATE

REPORT REQUIREMENTS
____ I. Results Only
____ II. Results + QC Summaries (LCS, DUP, MS/MSD as required)
____ III. Results + QC and Calibration Summaries
X IV. Data Validation Report with Raw Data
Edata X Yes ____ No ADR

INVOICE INFORMATION
PO #
BILL TO:

RELINQUISHED BY	RECEIVED BY	RELINQUISHED BY	RECEIVED BY	RELINQUISHED BY	RECEIVED BY
Signature	Signature	Signature	Signature	Signature	Signature
Printed Name: Colleen Lear	Printed Name: Amy Hentschke	Printed Name	Printed Name	Printed Name	
Firm: EQM	Firm: ALS	Firm	Firm	Firm	
Date/Time: 7/25/12 1800	Date/Time: 7/26/12 0733	Date/Time	Date/Time	Date/Time	

Distribution: White - Lab Copy; Yellow - Return to Originator

6 of 39

R1204779
Environmental Quality Management
RVAAP, EQM PN 030174.0016
5

Cooler Receipt and Preservation Check Form

Project/Client EQM Folder Number R12-4779

Cooler received on 7/26/12 by: AHH COURIER: ALS UPS (FEDEX) VELOCITY CLIENT

1.	Were custody seals on outside of cooler?	YES	(NO)			
2.	Were custody papers properly filled out (ink, signed, etc.)?	(YES)	NO			
3.	Did all bottles arrive in good condition (unbroken)?	(YES)	NO			
4.	Did VOA vials, Alkalinity, or Sulfide have significant* air bubbles?	YES	NO	(N/A)		
5.	Were **Ice** or **Ice packs** present?	(YES)	NO			
6.	Where did the bottles originate?	(ALS/ROC,)	CLIENT			
7.	Temperature of cooler(s) upon receipt:	3.9°				
	Is the temperature within 0° - 6° C?:	(Yes)	Yes	Yes	Yes	Yes
	If No, Explain Below	No	No	No	No	No

Date/Time Temperatures Taken: 7/26/12 0739

Thermometer ID: (IR GUN#3) / IR GUN#4 Reading From: (Temp Blank) / Sample Bottle

If out of Temperature, note packing/ice condition & Client Approval to Run Samples:

All Samples held in storage location SMO R-COC (ALH 7/26/12) by AHH on 7/26/12 at 0739

5035 samples placed in storage location _____ by _____ on _____ at _____

PC Secondary Review: JMD 7/26/12

Cooler Breakdown: Date: 7/26/12 Time: 1405 by: AHH

1.	Were all bottle labels complete (*i.e.* analysis, preservation, etc.)?	(YES)	NO
2.	Did all bottle labels and tags agree with custody papers? ALH 7/26/12	(YES)	(NO) *
3.	Were correct containers used for the tests indicated?	(YES)	NO
4.	Air Samples: Cassettes / Tubes Intact Canisters Pressurized Tedlar® Bags Inflated		(N/A)

Explain any discrepancies: _____

pH	Reagent	YES	NO	Lot Received *	Exp	Sample ID	Vol. Added	Lot Added	Final pH
≥12	NaOH								
≤2	HNO_3								
≤2	H_2SO_4								
<4	$NaHSO_4$								
Residual Chlorine (-)	For TCN Phenol and 522			If present, contact PM to add ascorbic acid Or sodium sulfite (522)					
	$Na_2S_2O_3$	-	-						
	Zn Aceta	-	-						
	HCl	*	*						

*Not to be tested before analysis – pH tested and recorded by VOAs or GenChem on a separate worksheet

WC1120631A exp: 07/13 - Cr+6 buffer

Yes = All samples OK

No = Samples were preserved at lab as listed

PM OK to Adjust: _____

Bottle lot numbers: Client AHH 7/26/12 covered by client label

Other Comments:

* Didn't receive bottles for: FWGNTAMW-109-0125-GF & FWGCBLMW-002C-0066-GF; received bottles for: FWGFWGmw-016-0096-GF; FWGCBLmw-002-0070-GF; FWGFWGmw-015-0095-GF; FWGEQUIPRinse 3-0156-GW but they weren't listed on COC.

PC Secondary Review: JMD 8/3/12

*significant air bubbles: VOA > 5-6 mm, WC > 1 in. diameter

ALS Environmental

CHAIN OF CUSTODY/LABORATORY ANALYSIS REQUEST FORM 2219

1565 Jefferson Road, Building 300, Suite 360 • Rochester, NY 14623 | +1 585 288 5380 +1 585 288 8475 (fax) PAGE 1 OF 1

Project Name: RVAAP-66
Project Number: 30174.0016
Project Manager: John Miller
Report CC:
Company/Address: EQM, 1800 Carillon Blvd, Cincinnati Oh 45240
Phone #: 513 825 7500
Email: ecorbin@eqm.com
Sampler's Signature: [signature]
Sampler's Printed Name: Colleen A. Lear

ANALYSIS REQUESTED (Include Method Number and Container Preservative)

PRESERVATIVE

Preservative Key: 0. NONE 1. HCL 2. HNO_3 3. H_2SO_4 4. NaOH 5. Zn. Acetate 6. MeOH 7. $NaHSO_4$ 8. Other Buffer Saw

CLIENT SAMPLE ID	FOR OFFICE USE ONLY LAB ID	SAMPLING DATE	SAMPLING TIME	MATRIX	NUMBER OF CONTAINERS	GC/MS VOAs ○ 8260 ○ 624 ○ CLP	GC/MS SVOAs ○ 8270 ○ 625	GC VOAs ○ 8021 ○ 601/602	PESTICIDES ○ 8081 ○ 608	PCBs ○ 8082 ○ 608	METALS, TOTAL (List in comments below)	METALS, DISSOLVED (List in comments below)	Cr+6 218.6							REMARKS/ ALTERNATE DESCRIPTION
FWGDAZmw115-0076-GF		7/26/12	1018	GW	1								X							
~~FWGDAZmw~~																				
FWGDETmw-003C-0077-GF		7/26/12	1100	GW	1								X							
FWG DAZmw-DUP3-0141-GF		7/26/12	1122	GW	1								X							
FWG DAZmw-114-0075-GF		7/26/12	1011	GW	1								X							
FWG DAZmw-108E-0074-GF		7/26/12	1043	GW	1								X							

SPECIAL INSTRUCTIONS/COMMENTS
Metals
field filtered
First priority overr fit
8748374 18668

See QAPP ☐

STATE WHERE SAMPLES WERE COLLECTED

TURNAROUND REQUIREMENTS
____ RUSH (SURCHARGES APPLY)
____ 1 day ____ 2 day ____ 3 day
____ 4 day ____ 5 day
per saw 3uk
REQUESTED REPORT DATE

REPORT REQUIREMENTS
____ I. Results Only
____ II. Results + QC Summaries (LCS, DUP, MS/MSD as required)
____ III. Results + QC and Calibration Summaries
X IV. Data Validation Report with
Edata X APR Yes ____

INVOICE INFORMATION
PO #
BILL TO:

R1204779 5
Environmental Quality Management
RVAAP, EQM PN 030174.0016

RELINQUISHED BY	RECEIVED BY	RELINQUISHED BY	RECEIVED BY	RELINQUISHED BY	
Signature: [signature]	Signature: PED EXP	Signature	Signature: [signature]	Signature	Signature
Printed Name: Colleen Lear	Printed Name	Printed Name	Printed Name: [signature]	Printed Name	Printed Name
Firm: EQM	Firm	Firm	Firm: ALS	Firm	Firm
Date/Time: 7/26/12 1700	Date/Time: 7/26/12 1700	Date/Time	Date/Time: 7/27/12 0800	Date/Time	Date/Time

Distribution: White - Lab Copy; Yellow - Return to Originator

© 2012 by ALS Group

Cooler Receipt and Preservation Check Form

Project/Client EQM Folder Number _____

Cooler received on 7/27/12 by: (AD) COURIER: ALS UPS (FEDEX) VELOCITY CLIENT

1.	Were custody seals on outside of cooler?	(YES)	NO			
2.	Were custody papers properly filled out (ink, signed, etc.)?	(YES)	NO			
3.	Did all bottles arrive in good condition (unbroken)?	(YES)	NO			
4.	Did VOA vials, Alkalinity, or Sulfide have significant* air bubbles?	YES	NO	(N/A)		
5.	Were **Ice** or **Ice packs** present?	(YES)	NO			
6.	Where did the bottles originate?	(ALS/ROC), CLIENT				
7.	Temperature of cooler(s) upon receipt:	4.4°				
	Is the temperature within 0° - 6° C?:	(Yes)	Yes	Yes	Yes	Yes
	If No, Explain Below	No	No	No	No	No

Date/Time Temperatures Taken: 7/27/12 0807

Thermometer ID: (IR GUN#3) / IR GUN#4 Reading From: (Temp Blank) / Sample Bottle

If out of Temperature, note packing/ice condition & Client Approval to Run Samples: _____

All Samples held in storage location R-002 by (AD) on 7/27/12 at 0808
5035 samples placed in storage location _____ by _____ on _____ at _____

PC Secondary Review: JMS 7/27/12

Cooler Breakdown: Date: 7/27/12 Time: 1335 by: (AD)

1.	Were all bottle labels complete (*i.e.* analysis, preservation, etc.)?	(YES)	NO
2.	Did all bottle labels and tags agree with custody papers?	YES	(NO)
3.	Were correct containers used for the tests indicated?	(YES)	NO
4.	Air Samples: Cassettes / Tubes Intact Canisters Pressurized Tedlar® Bags Inflated		(N/A)

Explain any discrepancies: FWGEQUIPRINSE4 missing from C.O.C.

pH	Reagent	YES	NO	Lot Received**	Exp	Sample ID	Vol. Added	Lot Added	Final pH
≥12	NaOH								
≤2	HNO_3								
≤2	H_2SO_4								
<4	$NaHSO_4$								
Residual Chlorine (-)	For TCN Phenol and 522			If present, contact PM to add ascorbic acid Or sodium sulfite (522)					
	$Na_2S_2O_3$	-	-						
	Zn Aceta	-	-						
	HCl	*	*						

**Not to be tested before analysis – pH tested and recorded by VOAs or GenChem on a separate worksheet

Yes = All samples OK

No = Samples were preserved at lab as listed

PM OK to Adjust: _____

Bottle lot numbers: 052812-02

Other Comments:

PC Secondary Review: JMS 8/3/12

H:\SMODOCS\Cooler Receipt 5.doc

*significant air bubbles: VOA > 5-6 mm, WC > 1 in. diameter

Client:	Environmental Quality Management	**Service Request:**	R1204701
Project:	RVAAP, EQM PN 030174.0016/30174.0016.001	**Date Collected:**	7/23/12 1104
Sample Matrix:	Water	**Date Received:**	7/24/12
Sample Name:	FWGLL1mw-087-0112-GF		
Lab Code:	R1204701-001	**Basis:**	NA

General Chemistry Parameters

Analyte Name	Method	Result	Q	Units	MRL	MDL	Dilution Factor	Date Extracted	Date Analyzed	Note
Chromium, Hexavalent, Dissolved	218.6	0.020	U	µg/L	0.020	0.010	1	NA	7/24/12 16:05	

Client:	Environmental Quality Management	**Service Request:**	R1204701
Project:	RVAAP, EQM PN 030174.0016/30174.0016.001	**Date Collected:**	7/23/12 1434
Sample Matrix:	Water	**Date Received:**	7/24/12
Sample Name:	FWGLL1mw-086-0111-GF		
Lab Code:	R1204701-002	**Basis:**	NA

General Chemistry Parameters

Analyte Name	Method	Result	Q	Units	MRL	MDL	Dilution Factor	Date Extracted	Date Analyzed	Note
Chromium, Hexavalent, Dissolved	218.6	0.020	U	µg/L	0.020	0.010	1	NA	7/24/12 16:13	

Client: Environmental Quality Management
Project: RVAAP, EQM PN 030174.0016/30174.0016.001
Sample Matrix: Water

Service Request: R1204701
Date Collected: 7/23/12 1149
Date Received: 7/24/12

Sample Name: FWGFWGmw-011-0091-GF
Lab Code: R1204701-003

Basis: NA

General Chemistry Parameters

Analyte Name	Method	Result	Q	Units	MRL	MDL	Dilution Factor	Date Extracted	Date Analyzed	Note
Chromium, Hexavalent, Dissolved	218.6	0.020	U	µg/L	0.020	0.010	1	NA	7/24/12 16:21	

Client:	Environmental Quality Management	**Service Request:**	R1204701
Project:	RVAAP, EQM PN 030174.0016/30174.0016.001	**Date Collected:**	7/23/12 1319
Sample Matrix:	Water	**Date Received:**	7/24/12
Sample Name:	FWGFWGmw-012-0092-GF		
Lab Code:	R1204701-004	**Basis:**	NA

General Chemistry Parameters

Analyte Name	Method	Result	Q	Units	MRL	MDL	Dilution Factor	Date Extracted	Date Analyzed	Note
Chromium, Hexavalent, Dissolved	218.6	0.020	U	µg/L	0.020	0.010	1	NA	7/24/12 16:29	

Client: Environmental Quality Management
Project: RVAAP, EQM PN 030174.0016/30174.0016.001
Sample Matrix: Water

Service Request: R1204701
Date Collected: 7/23/12 1616
Date Received: 7/24/12

Sample Name: FWGLL4mw-201-0120-GF
Lab Code: R1204701-005

Basis: NA

General Chemistry Parameters

Analyte Name	Method	Result	Q	Units	MRL	MDL	Dilution Factor	Date Extracted	Date Analyzed	Note
Chromium, Hexavalent, Dissolved	218.6	0.020	U	µg/L	0.020	0.010	1	NA	7/24/12 19:04	

Client:	Environmental Quality Management	**Service Request:**	R1204701
Project:	RVAAP, EQM PN 030174.0016/30174.0016.001	**Date Collected:**	7/23/12 1237
Sample Matrix:	Water	**Date Received:**	7/24/12
Sample Name:	FWGEBGmw-131-0080-GF		
Lab Code:	R1204701-006	**Basis:**	NA

General Chemistry Parameters

Analyte Name	Method	Result	Q	Units	MRL	MDL	Dilution Factor	Date Extracted	Date Analyzed	Note
Chromium, Hexavalent, Dissolved	218.6	0.020	U	µg/L	0.020	0.010	1	NA	7/24/12 17:26	

Client:	Environmental Quality Management	**Service Request:**	R1204701
Project:	RVAAP, EQM PN 030174.0016/30174.0016.001	**Date Collected:**	7/23/12 1437
Sample Matrix:	Water	**Date Received:**	7/24/12
Sample Name:	FWGFWGmw-010-0090-GF		
Lab Code:	R1204701-007	**Basis:**	NA

General Chemistry Parameters

Analyte Name	Method	Result	Q	Units	MRL	MDL	Dilution Factor	Date Extracted	Date Analyzed	Note
Chromium, Hexavalent, Dissolved	218.6	0.020	U	µg/L	0.020	0.010	1	NA	7/24/12 17:34	

Client:	Environmental Quality Management	**Service Request:**	R1204701
Project:	RVAAP, EQM PN 030174.0016/30174.0016.001	**Date Collected:**	7/23/12 1627
Sample Matrix:	Water	**Date Received:**	7/24/12
Sample Name:	FWGLL3mw-244-0117-GF		
Lab Code:	R1204701-008	**Basis:**	NA

General Chemistry Parameters

Analyte Name	Method	Result	Q	Units	MRL	MDL	Dilution Factor	Date Extracted	Date Analyzed	Note
Chromium, Hexavalent, Dissolved	218.6	**0.180**		µg/L	0.020	0.010	1	NA	7/24/12 17:43	

Client: Environmental Quality Management
Project: RVAAP, EQM PN 030174.0016/30174.0016.001
Sample Matrix: Water

Service Request: R1204701
Date Collected: 7/23/12 1525
Date Received: 7/24/12

Sample Name: FWGLL2mw-265c-0114-GF
Lab Code: R1204701-009

Basis: NA

General Chemistry Parameters

Analyte Name	Method	Result	Q	Units	MRL	MDL	Dilution Factor	Date Extracted	Date Analyzed	Note
Chromium, Hexavalent, Dissolved	218.6	0.020	U	µg/L	0.020	0.010	1	NA	7/24/12 17:51	

Client:	Environmental Quality Management	**Service Request:**	R1204701
Project:	RVAAP, EQM PN 030174.0016/30174.0016.001	**Date Collected:**	7/23/12 1615
Sample Matrix:	Water	**Date Received:**	7/24/12
Sample Name:	FWGEQUIPRINSE1-0154-GF		
Lab Code:	R1204701-010	**Basis:**	NA

General Chemistry Parameters

Analyte Name	Method	Result	Q	Units	MRL	MDL	Dilution Factor	Date Extracted	Date Analyzed	Note
Chromium, Hexavalent, Dissolved	218.6	0.020	U	µg/L	0.020	0.010	1	NA	7/24/12 17:59	

Client: Environmental Quality Management
Project: RVAAP, EQM PN 030174.0016/30174.0016.001
Sample Matrix: Water

Service Request: R1204701
Date Collected: 7/23/12 1700
Date Received: 7/24/12

Sample Name: FWGLL2mw-059C-0113-GF
Lab Code: R1204701-011

Basis: NA

General Chemistry Parameters

Analyte Name	Method	Result	Q	Units	MRL	MDL	Dilution Factor	Date Extracted	Date Analyzed	Note
Chromium, Hexavalent, Dissolved	218.6	0.020	U	µg/L	0.020	0.010	1	NA	7/24/12 18:07	

Client:	Environmental Quality Management	**Service Request:**	R1204701
Project:	RVAAP, EQM PN 030174.0016/30174.0016.001	**Date Collected:**	7/24/12 1012
Sample Matrix:	Water	**Date Received:**	7/25/12
Sample Name:	FWGLL12mw-247-0108-GF		
Lab Code:	R1204701-012	**Basis:**	NA

General Chemistry Parameters

Analyte Name	Method	Result	Q	Units	MRL	MDL	Dilution Factor	Date Extracted	Date Analyzed	Note
Chromium, Hexavalent, Dissolved	218.6	**0.466**		µg/L	0.020	0.010	1	NA	7/26/12 13:29	

Client:	Environmental Quality Management	**Service Request:**	R1204701
Project:	RVAAP, EQM PN 030174.0016/30174.0016.001	**Date Collected:**	7/24/12 1128
Sample Matrix:	Water	**Date Received:**	7/25/12
Sample Name:	FWGSCFmw-002-0130-GF		
Lab Code:	R1204701-013	**Basis:**	NA

General Chemistry Parameters

Analyte Name	Method	Result	Q	Units	MRL	MDL	Dilution Factor	Date Extracted	Date Analyzed	Note
Chromium, Hexavalent, Dissolved	218.6	**0.074**		µg/L	0.020	0.010	1	NA	7/26/12 13:37	

Client:	Environmental Quality Management	**Service Request:**	R1204701
Project:	RVAAP, EQM PN 030174.0016/30174.0016.001	**Date Collected:**	7/24/12 1208
Sample Matrix:	Water	**Date Received:**	7/25/12
Sample Name:	FWGEQUIPRINSE2-0155-GW		
Lab Code:	R1204701-014	**Basis:**	NA

General Chemistry Parameters

Analyte Name	Method	Result	Q	Units	MRL	MDL	Dilution Factor	Date Extracted	Date Analyzed	Note
Chromium, Hexavalent, Dissolved	218.6	0.020	U	µg/L	0.020	0.010	1	NA	7/26/12 14:10	

Client: Environmental Quality Management
Project: RVAAP, EQM PN 030174.0016/30174.0016.001
Sample Matrix: Water

Service Request: R1204701
Date Collected: 7/24/12 1442
Date Received: 7/25/12

Sample Name: FWGLL11mw-011-0099-GF
Lab Code: R1204701-015

Basis: NA

General Chemistry Parameters

Analyte Name	Method	Result	Q	Units	MRL	MDL	Dilution Factor	Date Extracted	Date Analyzed	Note
Chromium, Hexavalent, Dissolved	218.6	0.020	U	µg/L	0.020	0.010	1	NA	7/26/12 14:02	

Client:	Environmental Quality Management	**Service Request:**	R1204701
Project:	RVAAP, EQM PN 030174.0016/30174.0016.001	**Date Collected:**	7/24/12 1229
Sample Matrix:	Water	**Date Received:**	7/25/12
Sample Name:	FWGWBGmw-020-0137-GF		
Lab Code:	R1204701-016	**Basis:**	NA

General Chemistry Parameters

Analyte Name	Method	Result	Q	Units	MRL	MDL	Dilution Factor	Date Extracted	Date Analyzed	Note
Chromium, Hexavalent, Dissolved	218.6	0.020	U	µg/L	0.020	0.010	1	NA	7/26/12 14:34	

Client:	Environmental Quality Management	**Service Request:**	R1204701
Project:	RVAAP, EQM PN 030174.0016/30174.0016.001	**Date Collected:**	7/24/12 1016
Sample Matrix:	Water	**Date Received:**	7/25/12
Sample Name:	FWGWBGmw-021-0138-GF		
Lab Code:	R1204701-017	**Basis:**	NA

General Chemistry Parameters

Analyte Name	Method	Result	Q	Units	MRL	MDL	Dilution Factor	Date Extracted	Date Analyzed	Note
Chromium, Hexavalent, Dissolved	218.6	0.020	U	µg/L	0.020	0.010	1	NA	7/26/12 14:42	

Client:	Environmental Quality Management	**Service Request:**	R1204701
Project:	RVAAP, EQM PN 030174.0016/30174.0016.001	**Date Collected:**	7/24/12 1141
Sample Matrix:	Water	**Date Received:**	7/25/12
Sample Name:	FWGWBGmw-018-0135-GF		
Lab Code:	R1204701-018	**Basis:**	NA

General Chemistry Parameters

Analyte Name	Method	Result	Q	Units	MRL	MDL	Dilution Factor	Date Extracted	Date Analyzed	Note
Chromium, Hexavalent, Dissolved	218.6	**0.026**		µg/L	0.020	0.010	1	NA	7/27/12 00:03	

Client:	Environmental Quality Management	**Service Request:**	R1204701
Project:	RVAAP, EQM PN 030174.0016/30174.0016.001	**Date Collected:**	7/24/12 1011
Sample Matrix:	Water	**Date Received:**	7/25/12
Sample Name:	FWGWBGmw-019-0136-GF		
Lab Code:	R1204701-019	**Basis:**	NA

General Chemistry Parameters

Analyte Name	Method	Result	Q	Units	MRL	MDL	Dilution Factor	Date Extracted	Date Analyzed	Note
Chromium, Hexavalent, Dissolved	218.6	0.020	U	µg/L	0.020	0.010	1	NA	7/26/12 15:15	

Client:	Environmental Quality Management	**Service Request:**	R1204701
Project:	RVAAP, EQM PN 030174.0016/30174.0016.001	**Date Collected:**	7/24/12 1241
Sample Matrix:	Water	**Date Received:**	7/25/12
Sample Name:	FWGWBGmw-DUP8-0146-GF		
Lab Code:	R1204701-020	**Basis:**	NA

General Chemistry Parameters

Analyte Name	Method	Result	Q	Units	MRL	MDL	Dilution Factor	Date Extracted	Date Analyzed	Note
Chromium, Hexavalent, Dissolved	218.6	**0.030**		µg/L	0.020	0.010	1	NA	7/26/12 23:55	

Client:	Environmental Quality Management	**Service Request:**	R1204701
Project:	RVAAP, EQM PN 030174.0016/30174.0016.001	**Date Collected:**	7/24/12 1538
Sample Matrix:	Water	**Date Received:**	7/25/12
Sample Name:	FWGLL11mw-012-0100-GF		
Lab Code:	R1204701-021	**Basis:**	NA

General Chemistry Parameters

Analyte Name	Method	Result	Q	Units	MRL	MDL	Dilution Factor	Date Extracted	Date Analyzed	Note
Chromium, Hexavalent, Dissolved	218.6	0.020	U	µg/L	0.020	0.010	1	NA	7/26/12 15:31	

Client:	Environmental Quality Management	**Service Request:**	R1204701
Project:	RVAAP, EQM PN 030174.0016/30174.0016.001	**Date Collected:**	7/24/12 1642
Sample Matrix:	Water	**Date Received:**	7/25/12
Sample Name:	FWGCBLmw-005-0071-GF		
Lab Code:	R1204701-022	**Basis:**	NA

General Chemistry Parameters

Analyte Name	Method	Result	Q	Units	MRL	MDL	Dilution Factor	Date Extracted	Date Analyzed	Note
Chromium, Hexavalent, Dissolved	218.6	0.020	U	µg/L	0.020	0.010	1	NA	7/26/12 15:39	

Client:	Environmental Quality Management	**Service Request:**	R1204701
Project:	RVAAP, EQM PN 030174.0016/30174.0016.001	**Date Collected:**	7/24/12 1501
Sample Matrix:	Water	**Date Received:**	7/25/12
Sample Name:	FWGFWGmw-007-0087-GF		
Lab Code:	R1204701-023	**Basis:**	NA

General Chemistry Parameters

Analyte Name	Method	Result	Q	Units	MRL	MDL	Dilution Factor	Date Extracted	Date Analyzed	Note
Chromium, Hexavalent, Dissolved	218.6	0.020	U	µg/L	0.020	0.010	1	NA	7/26/12 15:47	

Client:	Environmental Quality Management	**Service Request:**	R1204701
Project:	RVAAP, EQM PN 030174.0016/30174.0016.001	**Date Collected:**	7/24/12 1637
Sample Matrix:	Water	**Date Received:**	7/25/12
Sample Name:	FWGFWGmw-006-0086-GF		
Lab Code:	R1204701-024	**Basis:**	NA

General Chemistry Parameters

Analyte Name	Method	Result	Q	Units	MRL	MDL	Dilution Factor	Date Extracted	Date Analyzed	Note
Chromium, Hexavalent, Dissolved	218.6	0.020	U	µg/L	0.020	0.010	1	NA	7/26/12 16:28	

Client:	Environmental Quality Management	**Service Request:**	R1204701
Project:	RVAAP, EQM PN 030174.0016/30174.0016.001	**Date Collected:**	7/24/12 1609
Sample Matrix:	Water	**Date Received:**	7/25/12
Sample Name:	FWGFWGmw-014-0094-GF		
Lab Code:	R1204701-025	**Basis:**	NA

General Chemistry Parameters

Analyte Name	Method	Result	Q	Units	MRL	MDL	Dilution Factor	Date Extracted	Date Analyzed	Note
Chromium, Hexavalent, Dissolved	218.6	0.020	U	µg/L	0.020	0.010	1	NA	7/26/12 16:36	

Client:	Environmental Quality Management	**Service Request:**	R1204701
Project:	RVAAP, EQM PN 030174.0016/30174.0016.001	**Date Collected:**	7/24/12 1520
Sample Matrix:	Water	**Date Received:**	7/25/12
Sample Name:	FWGCBPmw-009-0073-GF		
Lab Code:	R1204701-026	**Basis:**	NA

General Chemistry Parameters

Analyte Name	Method	Result	Q	Units	MRL	MDL	Dilution Factor	Date Extracted	Date Analyzed	Note
Chromium, Hexavalent, Dissolved	218.6	0.020	U	µg/L	0.020	0.010	1	NA	7/26/12 16:44	

Client:	Environmental Quality Management	**Service Request:**	R1204701
Project:	RVAAP, EQM PN 030174.0016/30174.0016.001	**Date Collected:**	7/24/12 1620
Sample Matrix:	Water	**Date Received:**	7/25/12
Sample Name:	FWGCBPmw-DUP2-0140-GF		
Lab Code:	R1204701-027	**Basis:**	NA

General Chemistry Parameters

Analyte Name	Method	Result	Q	Units	MRL	MDL	Dilution Factor	Date Extracted	Date Analyzed	Note
Chromium, Hexavalent, Dissolved	218.6	0.020	U	µg/L	0.020	0.010	1	NA	7/26/12 16:52	

Client: Environmental Quality Management
Project: RVAAP, EQM PN 030174.0016/30174.0016.001.03FWGCBLMW-002C-0
Sample Matrix: Water

Service Request: R1204779
Date Collected: 7/25/12 0938
Date Received: 7/26/12

Sample Name: FWGCBLmw-002C-0070-GF
Lab Code: R1204779-001
Run Type:

Basis: NA

General Chemistry Parameters

Analyte Name	Method	Result	Q	Units	MRL	MDL	Dilution Factor	Date Extracted	Date Analyzed	Note
Chromium, Hexavalent, Dissolved	218.6	0.020	U	µg/L	0.020	0.010	1	NA	8/13/12 14:50	

Client:	Environmental Quality Management	**Service Request:**	R1204779
Project:	RVAAP, EQM PN 030174.0016/30174.0016.001.03FWGCBLMW-002C-0	**Date Collected:**	7/25/12 0937
Sample Matrix:	Water	**Date Received:**	7/26/12
Sample Name:	FWGFWGmw-005-0085-GF		
Lab Code:	R1204779-002	**Basis:**	NA
Run Type:			

General Chemistry Parameters

Analyte Name	Method	Result	Q	Units	MRL	MDL	Dilution Factor	Date Extracted	Date Analyzed	Note
Chromium, Hexavalent, Dissolved	218.6	0.020	U	µg/L	0.020	0.010	1	NA	8/13/12 14:58	

Client:	Environmental Quality Management	**Service Request:**	R1204779
Project:	RVAAP, EQM PN 030174.0016/30174.0016.001.03FWGCBLMW-002C-0	**Date Collected:**	7/25/12 1037
Sample Matrix:	Water	**Date Received:**	7/26/12
Sample Name:	FWGFWGmw-DUP4-0142-GF		
Lab Code:	R1204779-003	**Basis:**	NA
Run Type:			

General Chemistry Parameters

Analyte Name	Method	Result	Q	Units	MRL	MDL	Dilution Factor	Date Extracted	Date Analyzed	Note
Chromium, Hexavalent, Dissolved	218.6	0.020	U	µg/L	0.020	0.010	1	NA	8/13/12 15:06	

Client:	Environmental Quality Management	**Service Request:**	R1204779
Project:	RVAAP, EQM PN 030174.0016/30174.0016.001.03FWGCBLMW-002C-0	**Date Collected:**	7/25/12 1029
Sample Matrix:	Water	**Date Received:**	7/26/12
Sample Name:	FWGFWGmw-002-0082-GF		
Lab Code:	R1204779-004	**Basis:**	NA
Run Type:			

General Chemistry Parameters

Analyte Name	Method	Result	Q	Units	MRL	MDL	Dilution Factor	Date Extracted	Date Analyzed	Note
Chromium, Hexavalent, Dissolved	218.6	0.020	U	µg/L	0.020	0.010	1	NA	8/13/12 15:14	

Client:	Environmental Quality Management	**Service Request:**	R1204779
Project:	RVAAP, EQM PN 030174.0016/30174.0016.001.03FWGCBLMW-002C-0	**Date Collected:**	7/25/12 1130
Sample Matrix:	Water	**Date Received:**	7/26/12
Sample Name:	FWGB12mw-013-0067-GF		
Lab Code:	R1204779-005	**Basis:**	NA
Run Type:			

General Chemistry Parameters

Analyte Name	Method	Result	Q	Units	MRL	MDL	Dilution Factor	Date Extracted	Date Analyzed	Note
Chromium, Hexavalent, Dissolved	218.6	0.020	U	µg/L	0.020	0.010	1	NA	8/13/12 15:22	

Client:	Environmental Quality Management	**Service Request:**	R1204779
Project:	RVAAP, EQM PN 030174.0016/30174.0016.001.03FWGCBLMW-002C-0	**Date Collected:**	7/25/12 1141
Sample Matrix:	Water	**Date Received:**	7/26/12
Sample Name:	FWGFWGmw-009-0089-GF		
Lab Code:	R1204779-006	**Basis:**	NA
Run Type:			

General Chemistry Parameters

Analyte Name	Method	Result	Q	Units	MRL	MDL	Dilution Factor	Date Extracted	Date Analyzed	Note
Chromium, Hexavalent, Dissolved	218.6	0.020	U	µg/L	0.020	0.010	1	NA	8/13/12 15:47	

Client:	Environmental Quality Management	**Service Request:**	R1204779
Project:	RVAAP, EQM PN 030174.0016/30174.0016.001.03FWGCBLMW-002C-0	**Date Collected:**	7/25/12 1203
Sample Matrix:	Water	**Date Received:**	7/26/12
Sample Name:	FWGFWGmw-001-0081-GF		
Lab Code:	R1204779-007	**Basis:**	NA
Run Type:			

General Chemistry Parameters

Analyte Name	Method	Result	Q	Units	MRL	MDL	Dilution Factor	Date Extracted	Date Analyzed	Note
Chromium, Hexavalent, Dissolved	218.6	0.020	U	µg/L	0.020	0.010	1	NA	8/13/12 15:55	

Client:	Environmental Quality Management	**Service Request:**	R1204779
Project:	RVAAP, EQM PN 030174.0016/30174.0016.001.03FWGCBLMW-002C-0	**Date Collected:**	7/25/12 1212
Sample Matrix:	Water	**Date Received:**	7/26/12
Sample Name:	FWGFWGmw-003-0083-GF		
Lab Code:	R1204779-008	**Basis:**	NA
Run Type:			

General Chemistry Parameters

Analyte Name	Method	Result	Q	Units	MRL	MDL	Dilution Factor	Date Extracted	Date Analyzed	Note
Chromium, Hexavalent, Dissolved	218.6	0.020	U	µg/L	0.020	0.010	1	NA	8/13/12 17:50	

Client:	Environmental Quality Management	**Service Request:**	R1204779
Project:	RVAAP, EQM PN 030174.0016/30174.0016.001.03FWGCBLMW-002C-0	**Date Collected:**	7/25/12 1301
Sample Matrix:	Water	**Date Received:**	7/26/12
Sample Name:	FWGFWGmw-008-0088-GF		
Lab Code:	R1204779-009	**Basis:**	NA
Run Type:			

General Chemistry Parameters

Analyte Name	Method	Result	Q	Units	MRL	MDL	Dilution Factor	Date Extracted	Date Analyzed	Note
Chromium, Hexavalent, Dissolved	218.6	0.020	U	µg/L	0.020	0.010	1	NA	8/13/12 17:58	

Client: Environmental Quality Management
Project: RVAAP, EQM PN 030174.0016/30174.0016.001.03FWGCBLMW-002C-0
Sample Matrix: Water

Service Request: R1204779
Date Collected: 7/25/12 1320
Date Received: 7/26/12

Sample Name: FWGLL3mw-245-0118-GF
Lab Code: R1204779-010
Run Type:

Basis: NA

General Chemistry Parameters

Analyte Name	Method	Result	Q	Units	MRL	MDL	Dilution Factor	Date Extracted	Date Analyzed	Note
Chromium, Hexavalent, Dissolved	218.6	0.020	U	µg/L	0.020	0.010	1	NA	8/13/12 18:07	

Client:	Environmental Quality Management	**Service Request:**	R1204779
Project:	RVAAP, EQM PN 030174.0016/30174.0016.001.03FWGCBLMW-002C-0	**Date Collected:**	7/25/12 1420
Sample Matrix:	Water	**Date Received:**	7/26/12
Sample Name:	FWGLL3mw-DUP6-0144-GF		
Lab Code:	R1204779-011	**Basis:**	NA
Run Type:			

General Chemistry Parameters

Analyte Name	Method	Result	Q	Units	MRL	MDL	Dilution Factor	Date Extracted	Date Analyzed	Note
Chromium, Hexavalent, Dissolved	218.6	0.020	U	µg/L	0.020	0.010	1	NA	8/13/12 18:15	

Client:	Environmental Quality Management	**Service Request:**	R1204779
Project:	RVAAP, EQM PN 030174.0016/30174.0016.001.03FWGCBLMW-002C-0	**Date Collected:**	7/25/12 1419
Sample Matrix:	Water	**Date Received:**	7/26/12
Sample Name:	FWGLL6mw-009-0124-GF		
Lab Code:	R1204779-012	**Basis:**	NA
Run Type:			

General Chemistry Parameters

Analyte Name	Method	Result	Q	Units	MRL	MDL	Dilution Factor	Date Extracted	Date Analyzed	Note
Chromium, Hexavalent, Dissolved	218.6	0.020	U	µg/L	0.020	0.010	1	NA	8/13/12 18:23	

Client:	Environmental Quality Management	**Service Request:**	R1204779
Project:	RVAAP, EQM PN 030174.0016/30174.0016.001.03FWGCBLMW-002C-0	**Date Collected:**	7/25/12 1519
Sample Matrix:	Water	**Date Received:**	7/26/12
Sample Name:	FWGLL6mw-008-0123-GF		
Lab Code:	R1204779-013	**Basis:**	NA
Run Type:			

General Chemistry Parameters

Analyte Name	Method	Result	Q	Units	MRL	MDL	Dilution Factor	Date Extracted	Date Analyzed	Note
Chromium, Hexavalent, Dissolved	218.6	**0.022**		µg/L	0.020	0.010	1	NA	8/13/12 18:31	

Client:	Environmental Quality Management	**Service Request:**	R1204779
Project:	RVAAP, EQM PN 030174.0016/30174.0016.001.03FWGCBLMW-002C-0	**Date Collected:**	7/25/12 1652
Sample Matrix:	Water	**Date Received:**	7/26/12
Sample Name:	FWGDETmw-004C-0078-GF		
Lab Code:	R1204779-014	**Basis:**	NA
Run Type:			

General Chemistry Parameters

Analyte Name	Method	Result	Q	Units	MRL	MDL	Dilution Factor	Date Extracted	Date Analyzed	Note
Chromium, Hexavalent, Dissolved	218.6	**0.028**		µg/L	0.020	0.010	1	NA	8/13/12 18:39	

Client:	Environmental Quality Management	**Service Request:**	R1204779
Project:	RVAAP, EQM PN 030174.0016/30174.0016.001.03FWGCBLMW-002C-0	**Date Collected:**	7/25/12 1457
Sample Matrix:	Water	**Date Received:**	7/26/12
Sample Name:	FWGFWGmw-013-0093-GF		
Lab Code:	R1204779-015	**Basis:**	NA
Run Type:			

General Chemistry Parameters

Analyte Name	Method	Result	Q	Units	MRL	MDL	Dilution Factor	Date Extracted	Date Analyzed	Note
Chromium, Hexavalent, Dissolved	218.6	0.020	U	µg/L	0.020	0.010	1	NA	8/13/12 19:20	

Client:	Environmental Quality Management	**Service Request:**	R1204779
Project:	RVAAP, EQM PN 030174.0016/30174.0016.001.03FWGCBLMW-002C-0	**Date Collected:**	7/25/12 1621
Sample Matrix:	Water	**Date Received:**	7/26/12
Sample Name:	FWGFWGmw-004-0084-GF		
Lab Code:	R1204779-016	**Basis:**	NA
Run Type:			

General Chemistry Parameters

Analyte Name	Method	Result	Q	Units	MRL	MDL	Dilution Factor	Date Extracted	Date Analyzed	Note
Chromium, Hexavalent, Dissolved	218.6	0.020	U	µg/L	0.020	0.010	1	NA	8/13/12 19:28	

Client:	Environmental Quality Management	**Service Request:**	R1204779
Project:	RVAAP, EQM PN 030174.0016/30174.0016.001.03FWGCBLMW-002C-0	**Date Collected:**	7/25/12 1042
Sample Matrix:	Water	**Date Received:**	7/26/12
Sample Name:	FWGNTAmw-119-0126-GF		
Lab Code:	R1204779-017	**Basis:**	NA
Run Type:			

General Chemistry Parameters

Analyte Name	Method	Result	Q	Units	MRL	MDL	Dilution Factor	Date Extracted	Date Analyzed	Note
Chromium, Hexavalent, Dissolved	218.6	0.020	U	µg/L	0.020	0.010	1	NA	8/13/12 19:36	

Client:	Environmental Quality Management	**Service Request:**	R1204779
Project:	RVAAP, EQM PN 030174.0016/30174.0016.001.03FWGCBLMW-002C-0	**Date Collected:**	7/26/12 1018
Sample Matrix:	Water	**Date Received:**	7/27/12
Sample Name:	FWGDA2mw-115-0076-GF		
Lab Code:	R1204779-019	**Basis:**	NA
Run Type:			

General Chemistry Parameters

Analyte Name	Method	Result	Q	Units	MRL	MDL	Dilution Factor	Date Extracted	Date Analyzed	Note
Chromium, Hexavalent, Dissolved	218.6	0.020	U	µg/L	0.020	0.010	1	NA	8/13/12 19:44	

Client:	Environmental Quality Management	**Service Request:**	R1204779
Project:	RVAAP, EQM PN 030174.0016/30174.0016.001.03FWGCBLMW-002C-0	**Date Collected:**	7/26/12 1100
Sample Matrix:	Water	**Date Received:**	7/27/12
Sample Name:	FWGDETmw-003C-0077-GF		
Lab Code:	R1204779-020	**Basis:**	NA
Run Type:			

General Chemistry Parameters

Analyte Name	Method	Result	Q	Units	MRL	MDL	Dilution Factor	Date Extracted	Date Analyzed	Note
Chromium, Hexavalent, Dissolved	218.6	0.020	U	µg/L	0.020	0.010	1	NA	8/13/12 19:52	

Client:	Environmental Quality Management	**Service Request:**	R1204779
Project:	RVAAP, EQM PN 030174.0016/30174.0016.001.03FWGCBLMW-002C-0	**Date Collected:**	7/26/12 1122
Sample Matrix:	Water	**Date Received:**	7/27/12
Sample Name:	FWGDA2mw-DUP3-0141-GF		
Lab Code:	R1204779-021	**Basis:**	NA
Run Type:			

General Chemistry Parameters

Analyte Name	Method	Result	Q	Units	MRL	MDL	Dilution Factor	Date Extracted	Date Analyzed	Note
Chromium, Hexavalent, Dissolved	218.6	0.020	U	µg/L	0.020	0.010	1	NA	8/13/12 20:17	

Client:	Environmental Quality Management	**Service Request:**	R1204779
Project:	RVAAP, EQM PN 030174.0016/30174.0016.001.03FWGCBLMW-002C-0	**Date Collected:**	7/26/12 1011
Sample Matrix:	Water	**Date Received:**	7/27/12
Sample Name:	FWGDA2mw-114-0075-GF		
Lab Code:	R1204779-022	**Basis:**	NA
Run Type:			

General Chemistry Parameters

Analyte Name	Method	Result	Q	Units	MRL	MDL	Dilution Factor	Date Extracted	Date Analyzed	Note
Chromium, Hexavalent, Dissolved	218.6	0.020	U	µg/L	0.020	0.010	1	NA	8/13/12 20:25	

Client:	Environmental Quality Management	**Service Request:**	R1204779
Project:	RVAAP, EQM PN 030174.0016/30174.0016.001.03FWGCBLMW-002C-0	**Date Collected:**	7/26/12 1043
Sample Matrix:	Water	**Date Received:**	7/27/12
Sample Name:	FWGDA2mw-108C-0074-GF		
Lab Code:	R1204779-023	**Basis:**	NA
Run Type:			

General Chemistry Parameters

Analyte Name	Method	Result	Q	Units	MRL	MDL	Dilution Factor	Date Extracted	Date Analyzed	Note
Chromium, Hexavalent, Dissolved	218.6	0.020	U	µg/L	0.020	0.010	1	NA	8/13/12 20:33	

Client:	Environmental Quality Management	**Service Request:**	R1204779
Project:	RVAAP, EQM PN 030174.0016/30174.0016.001.03FWGCBLMW-002C-0	**Date Collected:**	7/26/12 1133
Sample Matrix:	Water	**Date Received:**	7/27/12
Sample Name:	FWGEQUIPRINSE4-0157-GW		
Lab Code:	R1204779-024	**Basis:**	NA
Run Type:			

General Chemistry Parameters

Analyte Name	Method	Result	Q	Units	MRL	MDL	Dilution Factor	Date Extracted	Date Analyzed	Note
Chromium, Hexavalent, Dissolved	218.6	0.020	U	µg/L	0.020	0.010	1	NA	8/13/12 20:57	

Client:	Environmental Quality Management	**Service Request:**	R1204779
Project:	RVAAP, EQM PN 030174.0016/30174.0016.001.03FWGCBLMW-002C-0	**Date Collected:**	7/25/12
Sample Matrix:	Water	**Date Received:**	7/26/12
Sample Name:	FWGFWGmw-016-0096-GF		
Lab Code:	R1204779-025	**Basis:**	NA
Run Type:			

General Chemistry Parameters

Analyte Name	Method	Result	Q	Units	MRL	MDL	Dilution Factor	Date Extracted	Date Analyzed	Note
Chromium, Hexavalent, Dissolved	218.6	0.020	U	µg/L	0.020	0.010	1	NA	8/13/12 21:05	

Client: Environmental Quality Management
Project: RVAAP, EQM PN 030174.0016/30174.0016.001.03FWGCBLMW-002C-0
Sample Matrix: Water

Service Request: R1204779
Date Collected: 7/25/12
Date Received: 7/26/12

Sample Name: FWGFWGmw-015-0095-GF
Lab Code: R1204779-026
Run Type:

Basis: NA

General Chemistry Parameters

Analyte Name	Method	Result	Q	Units	MRL	MDL	Dilution Factor	Date Extracted	Date Analyzed	Note
Chromium, Hexavalent, Dissolved	218.6	0.020	U	µg/L	0.020	0.010	1	NA	8/13/12 21:13	

Client:	Environmental Quality Management	**Service Request:**	R1204779
Project:	RVAAP, EQM PN 030174.0016/30174.0016.001.03FWGCBLMW-002C-0	**Date Collected:**	7/25/12
Sample Matrix:	Water	**Date Received:**	7/26/12
Sample Name:	FWGEQUIPRinse3-0156-GW		
Lab Code:	R1204779-027	**Basis:**	NA
Run Type:			

General Chemistry Parameters

Analyte Name	Method	Result	Q	Units	MRL	MDL	Dilution Factor	Date Extracted	Date Analyzed	Note
Chromium, Hexavalent, Dissolved	218.6	0.020	U	µg/L	0.020	0.010	1	NA	8/13/12 21:22	

Appendix I

Ravenna, OH Data Review Checklist

Project Number: 030174.0016
Sample Event: July 2012
Data Reviewer/Date: Angye Dragotta/ August 23, 2012

SDG: R1204701
Analysis: EPA 218.6

Review Questions:	Yes	No	N/A	Comments	QUAL/Criteria
1. Did Chain-of-Custody information agree with laboratory report?	✓				
2. Were samples preserved properly and received in good condition?		✓		While samples were pH adjusted at collection, the pH was not verified within a 24 hour period, for the following samples- FWLL1mw-087-0112-GF, FWGFWGmw-011-0091-GF, FWGEBGmw-131-0080-GF, FWGLL12mw-247-01008-GF, FWGSCFmw-002-0130-GF, FWGWBGmw-021-0138-GF, FWGWBGmw-018-0135-GF, FWGWBGmw-019-0136-GF and FWGWBGmw-Dup8-0146-GF. The results for these samples were qualified as estimated, "J/UJ" as the pH was verified and adjusted as necessary within 48 hours of collection.	pH verified to be with 9.3-9.7 with 24 hours of sampling, 4°C
3. Were holding times met?	✓				J/UJ/R
4. Were sample storage requirements met?	✓				
5. Does the initial calibration curve consist of at least 3 standards and one blank?	✓				
6. Was a MRL Level Verification performed at the beginning of every daily sequence? Were results within 70-130%?	✓				>130%=J; 65-70%=J/UJ; <65%=J/R
7. Was the ICB analyzed after the ICV with results <1/2 the MRL?	✓				< 5x = U
8. Was a CCV run at the beginning and end of the analytical sequence?	✓				
9. Were the CCV results 95-105%?	✓				>110%=J; <90%=J/UJ;
10. Was a method blank prepared and analyzed with each batch?	✓				
11. Were target analytes detected in the method blank?		✓		Checked by ADR.	LCG Table 10 <5x=B
12. Was a field blank collected and analyzed?	✓				
13. Were target analytes in the field blank analyses <1/2 the MRL?	✓				<5x=B
14. Was a field duplicate analyzed? Were the RPDs ≤30%?		✓		Checked by ADR. The field duplicate analyzed on sample FWGWBGmw-018-0135-GF, had an Duplicate RPD above control limits of 30% at 54%. The results for sample FWGWBGmw-018-0135-GF and corresponding duplicate	>30% = J

Ravenna, OH Data Review Checklist

Project Number: 030174.0016
Sample Event: July 2012
Data Reviewer/Date: Angye Dragotta/ August 23, 2012

SDG: R1204701
Analysis: EPA 218.6

Review Questions:	Yes	No	N/A	Comments	QUAL/Criteria
				FWGWBGmw-DUP8-0146-GF were qualified as estimated, "J".	
15. Was an LCS prepared and analyzed with each batch?	✓				
16. Were the LCS recoveries within lab limits%?	✓			Checked by ADR.	>UL=J; <LL=J/UJ;
17. Was a MS prepared once per every 10 samples?	✓				LCG Table 10
18. Was the MS parent a Ravenna sample?	✓				
19. Were MS recoveries within lab limits%?		✓		• The MS and MSD analyzed on sample FWGLL1mw-086-0111-GF recovered below control limits of 90-110% for the MS at 77% and for the MSD at 80%. • The MSD analyzed on sample FWGFWGmw-012-0092-GF recovered below control limits of 90-110% at 88%. • The MS and MSD analyzed on sample FWGSCFmw-002-0130-GF recovered below control limits of 90-110% for the MS at 63% and for the MSD at 65%. The hexavalent chromium results for samples FWGLL1mw-086-0111-GF, FWGLL1mw-087-0112-GF, FWGFWGmw-011-0091-GF, FWGFWGmw-012-0092-GF, FWGLL4mw-201-0120-GF, FWGEBGmw-131-0080-GF, FWGFWGmw-010-0090-GF, FWGLL3mw-244-0117-GF, FWGLL2mw-265-0114-GF, FWGEQUIPRinse1-0154-GW, FWGLL2mw-059c-0113-GF, FWGLL2mw-059c-0113-GF, FWGLL12mw-247-0108-GF, FWGEQUIPRinse2-0155-GF, FWGLL11mw-011-0099-GF, FWGFWGmw-011-0091-GF, FWGFWGmw-011-0091-GF, FWGFWGmw-020-0137-GF, FWGFWGmw-021-0138-GF, FWGFWGmw-018-0135-GF, FWGFWGmw-019-0136-GF and , FWGFWGmw-DUP8-0146-GF were qualified as estimated, "J/UJ".	>UL=J; <LL=J/UJ;
20. Were reported sample concentrations within calibration range?	✓				

References: Louisville Chemistry Guidelines (LCG), USACE June 2002 version 5; Section I "Chemical Analysis Criteria" Table 10 and Attachment A "Data Validation Guidelines: Final Quality Assurance Project Plan (QAPP) Addendum for the Facility-Wide Groundwater Monitoring Program Ravenna Army Ammunition Plant, Ravenna, OH, Portage Environmental September 2004

Ravenna, OH Data Review Checklist

Project Number: 030174.0016
Sample Event: July 2012
Data Reviewer/Date: Angye Dragotta/ August 24, 2012

SDG: R1204779
Analysis: EPA 218.6

Review Questions:	Yes	No	N/A	Comments	QUAL/Criteria
1. Did Chain-of-Custody information agree with laboratory report?	✓				
2. Were samples preserved properly and received in good condition?	✓				pH verified to be with 9.3-9.7 with 24 hours of sampling, 4°C
3. Were holding times met?	✓				J/UJ/R
4. Were sample storage requirements met?	✓				
5. Does the initial calibration curve consist of at least 3 standards and one blank?	✓				
6. Was a MRL Level Verification performed at the beginning of every daily sequence? Were results within 70-130%?	✓				>130%=J; 65-70%=J/UJ; <65%=J/R
7. Was the ICB analyzed after the ICV with results <1/2 the MRL?	✓				< 5x = U
8. Was a CCV run at the beginning and end of the analytical sequence?	✓				
9. Were the CCV results 95-105%?	✓				>110%=J; <90%=J/UJ;
10. Was a method blank prepared and analyzed with each batch?	✓				
11. Were target analytes detected in the method blank?		✓		Checked by ADR.	LCG Table 10 <5x=B
12. Was a field blank collected and analyzed?	✓				
13. Were target analytes in the field blank analyses <1/2 the MRL?	✓				<5x=B
14. Was a field duplicate analyzed? Were the RPDs ≤30%?	✓			Checked by ADR.	>30% = J
15. Was an LCS prepared and analyzed with each batch?	✓				
16. Were the LCS recoveries within lab limits%?	✓			Checked by ADR.	>UL=J; <LL=J/UJ;

Ravenna, OH Data Review Checklist

Project Number: 030174.0016
Sample Event: July 2012
Data Reviewer/Date: Angye Dragotta/ August 24, 2012

SDG: R1204779
Analysis: EPA 218.6

Review Questions:	Yes	No	N/A	Comments	QUAL/Criteria
17. Was a MS prepared once per every 10 samples?	✓				LCG Table 10
18. Was the MS parent a Ravenna sample?	✓				
19. Were MS/MSD recoveries within lab limits%?		✓		The matrix spike duplicate analyzed on sample FWGB12mw-013-0067-GF recovered below control limits of 90-110% at 86%. The hexavalent chromium results for samples FWGCBLmw-002c-0070-GF, FWGFWGmw-005-0085-GF, FWGFWGmw-DUP4-0142-GF, FWGFWGmw-002-0082-GF, FWGFWGmw-009-0089-GF, FWGB12mw-013-0067-GF and FWGFWGmw-001-0081-GF were qualified as estimated, "UJ".	>UL=J; <LL=J/UJ;
20. Were reported sample concentrations within calibration range?	✓				

References: Louisville Chemistry Guidelines (LCG), USACE June 2002 version 5; Section I "Chemical Analysis Criteria" Table 10 and Attachment A "Data Validation Guidelines: Final Quality Assurance Project Plan (QAPP) Addendum for the Facility-Wide Groundwater Monitoring Program Ravenna Army Ammunition Plant, Ravenna, OH, Portage Environmental September 2004

Appendix II

Overall Qualified Results

Analytical Method	Field Sample ID	Matrix	Sample Type	Analyte	RL	Lab Result	Unc / Error	Overall Qualifier	Units	Reason Code
SDG: R1204701										
218.6	FWGEBGmw-131-0080-GF	AQ	N	Hexavalent Chromium	0.020	0.020U		UJ	ug/L	Preservati
218.6	FWGEQUIPRINSE1-0154-GF	AQ	EB	Hexavalent Chromium	0.020	0.020U		UJ	ug/L	Ms
218.6	FWGFWGmw-010-0090-GF	AQ	N	Hexavalent Chromium	0.020	0.020U		UJ	ug/L	Ms
218.6	FWGFWGmw-011-0091-GF	AQ	N	Hexavalent Chromium	0.020	0.020U		UJ	ug/L	Preservati
218.6	FWGFWGmw-012-0092-GF	AQ	N	Hexavalent Chromium	0.020	0.020U		UJ	ug/L	Ms
218.6	FWGLL11mw-011-0099-GF	AQ	N	Hexavalent Chromium	0.020	0.020U		UJ	ug/L	Ms
218.6	FWGLL12mw-247-0108-GF	AQ	N	Hexavalent Chromium	0.020	0.265		J	ug/L	Preservati
218.6	FWGLL1mw-086-0111-GF	AQ	N	Hexavalent Chromium	0.020	0.020U		UJ	ug/L	Ms
218.6	FWGLL1mw-087-0112-GF	AQ	N	Hexavalent Chromium	0.020	0.020U		UJ	ug/L	Preservati
218.6	FWGLL2mw-059C-0113-GF	AQ	N	Hexavalent Chromium	0.020	0.020U		UJ	ug/L	Ms
218.6	FWGLL2mw-265c-0114-GF	AQ	N	Hexavalent Chromium	0.020	0.020U		UJ	ug/L	Ms
218.6	FWGLL3mw-244-0117-GF	AQ	N	Hexavalent Chromium	0.020	0.184		J	ug/L	ProfJudg

N = Normal Sample *TB = Trip Blank*
FD = Field Duplicate *FB = Field Blank*

Overall Qualified Results

Analytical Method	Field Sample ID	Matrix	Sample Type	Analyte	RL	Lab Result	Unc / Error	Overall Qualifier	Units	Reason Code
SDG: R1204701										
218.6	FWGLL4mw-201-0120-GF	AQ	N	Hexavalent Chromium	0.020	0.020U		UJ	ug/L	Ms
218.6	FWGWBGmw-018-0135-GF	AQ	N	Hexavalent Chromium	0.020	0.023		UJ	ug/L	Preservati
218.6	FWGWBGmw-019-0136-GF	AQ	N	Hexavalent Chromium	0.020	0.020U		UJ	ug/L	Preservati
218.6	FWGWBGmw-021-0138-GF	AQ	N	Hexavalent Chromium	0.020	0.020U		UJ	ug/L	Preservati
218.6	FWGWBGmw-DUP8-0146-GF	AQ	FD	Hexavalent Chromium	0.020	0.040		J	ug/L	Preservati

N = Normal Sample *TB = Trip Blank*
FD = Field Duplicate *FB = Field Blank*

Overall Qualified Results

Analytical Method	Field Sample ID	Matrix	Sample Type	Analyte	RL	Lab Result	Unc / Error	Overall Qualifier	Units	Reason Code
SDG: R1204779										
218.6	FWGB12mw-013-0067-GF	AQ	N	Hexavalent Chromium	0.020	0.020U		UJ	ug/L	Ms
218.6	FWGCBLmw-002C-0070-GF	AQ	N	Hexavalent Chromium	0.020	0.020U		UJ	ug/L	Ms
218.6	FWGEQUIPRinse3-0156-GW	AQ	EB	Hexavalent Chromium	0.020	0.020U		UJ	ug/L	Preservati
218.6	FWGFWGmw-001-0081-GF	AQ	N	Hexavalent Chromium	0.020	0.020U		UJ	ug/L	Ms
218.6	FWGFWGmw-002-0082-GF	AQ	N	Hexavalent Chromium	0.020	0.020U		UJ	ug/L	Ms
218.6	FWGFWGmw-009-0089-GF	AQ	N	Hexavalent Chromium	0.020	0.020U		UJ	ug/L	Ms
218.6	FWGFWGmw-DUP4-0142-GF	AQ	FD	Hexavalent Chromium	0.020	0.020U		UJ	ug/L	Ms

N = Normal Sample *TB = Trip Blank*
FD = Field Duplicate *FB = Field Blank*

Data Qualifier Summary

Lab Reporting Batch ID: R1204701 **Laboratory: CAS_R**

EDD Filename: PrepR1204701 **eQAPP Name: RVAAP Cr6+**

Method Category: METALS

Method: 218.6 **Matrix: AQ**

Sample ID: FWGEBGmw-131-0080-GF **Collected: 7/23/2012 12:37:00** **Analysis Type: RES/DIS** **Dilution: 1**

Analyte	Lab Result	Lab Qual	DL	DL Type	RL	RL Type	Units	Data Review Qual	Reason Code
HEXAVALENT CHROMIUM	0.020	U	0.010	MDL	0.020	PQL	ug/L	UJ	Preservation, Ms

Sample ID: FWGEQUIPRINSE1-0154-GF **Collected: 7/23/2012 4:15:00** **Analysis Type: RES/DIS** **Dilution: 1**

Analyte	Lab Result	Lab Qual	DL	DL Type	RL	RL Type	Units	Data Review Qual	Reason Code
HEXAVALENT CHROMIUM	0.020	U	0.010	MDL	0.020	PQL	ug/L	UJ	Ms

Sample ID: FWGFWGmw-010-0090-GF **Collected: 7/23/2012 2:37:00** **Analysis Type: RES/DIS** **Dilution: 1**

Analyte	Lab Result	Lab Qual	DL	DL Type	RL	RL Type	Units	Data Review Qual	Reason Code
HEXAVALENT CHROMIUM	0.020	U	0.010	MDL	0.020	PQL	ug/L	UJ	Ms

Sample ID: FWGFWGmw-011-0091-GF **Collected: 7/23/2012 11:49:00** **Analysis Type: RES/DIS** **Dilution: 1**

Analyte	Lab Result	Lab Qual	DL	DL Type	RL	RL Type	Units	Data Review Qual	Reason Code
HEXAVALENT CHROMIUM	0.020	U	0.010	MDL	0.020	PQL	ug/L	UJ	Preservation, Ms

Sample ID: FWGFWGmw-012-0092-GF **Collected: 7/23/2012 1:19:00** **Analysis Type: RES/DIS** **Dilution: 1**

Analyte	Lab Result	Lab Qual	DL	DL Type	RL	RL Type	Units	Data Review Qual	Reason Code
HEXAVALENT CHROMIUM	0.020	U	0.010	MDL	0.020	PQL	ug/L	UJ	Ms

Sample ID: FWGLL11mw-011-0099-GF **Collected: 7/24/2012 2:42:00** **Analysis Type: RES/DIS** **Dilution: 1**

Analyte	Lab Result	Lab Qual	DL	DL Type	RL	RL Type	Units	Data Review Qual	Reason Code
HEXAVALENT CHROMIUM	0.020	U	0.010	MDL	0.020	PQL	ug/L	UJ	Ms

Sample ID: FWGLL12mw-247-0108-GF **Collected: 7/24/2012 10:12:00** **Analysis Type: RES/DIS** **Dilution: 1**

Analyte	Lab Result	Lab Qual	DL	DL Type	RL	RL Type	Units	Data Review Qual	Reason Code
HEXAVALENT CHROMIUM	0.265		0.010	MDL	0.020	PQL	ug/L	J	Preservation, ProfJudg

* denotes a non-reportable result

Project Name and Number: 030174.0016 - RVAAP, EQM

Data Qualifier Summary

Lab Reporting Batch ID: R1204701 **Laboratory: CAS_R**

EDD Filename: PrepR1204701 **eQAPP Name: RVAAP Cr6+**

Method Category: METALS

Method: 218.6 **Matrix: AQ**

Sample ID: FWGLL1mw-086-0111-GF **Collected: 7/23/2012 2:34:00** **Analysis Type: RES/DIS** **Dilution: 1**

Analyte	Lab Result	Lab Qual	DL	DL Type	RL	RL Type	Units	Data Review Qual	Reason Code
HEXAVALENT CHROMIUM	0.020	U	0.010	MDL	0.020	PQL	ug/L	UJ	Ms

Sample ID: FWGLL1mw-087-0112-GF **Collected: 7/23/2012 11:04:00** **Analysis Type: RES/DIS** **Dilution: 1**

Analyte	Lab Result	Lab Qual	DL	DL Type	RL	RL Type	Units	Data Review Qual	Reason Code
HEXAVALENT CHROMIUM	0.020	U	0.010	MDL	0.020	PQL	ug/L	UJ	Preservation, Ms

Sample ID: FWGLL2mw-059C-0113-GF **Collected: 7/23/2012 5:00:00** **Analysis Type: RES/DIS** **Dilution: 1**

Analyte	Lab Result	Lab Qual	DL	DL Type	RL	RL Type	Units	Data Review Qual	Reason Code
HEXAVALENT CHROMIUM	0.020	U	0.010	MDL	0.020	PQL	ug/L	UJ	Ms

Sample ID: FWGLL2mw-265c-0114-GF **Collected: 7/23/2012 3:25:00** **Analysis Type: RES/DIS** **Dilution: 1**

Analyte	Lab Result	Lab Qual	DL	DL Type	RL	RL Type	Units	Data Review Qual	Reason Code
HEXAVALENT CHROMIUM	0.020	U	0.010	MDL	0.020	PQL	ug/L	UJ	Ms

Sample ID: FWGLL3mw-244-0117-GF **Collected: 7/23/2012 4:27:00** **Analysis Type: RES/DIS** **Dilution: 1**

Analyte	Lab Result	Lab Qual	DL	DL Type	RL	RL Type	Units	Data Review Qual	Reason Code
HEXAVALENT CHROMIUM	0.184		0.010	MDL	0.020	PQL	ug/L	J	ProfJudg

Sample ID: FWGLL4mw-201-0120-GF **Collected: 7/23/2012 4:16:00** **Analysis Type: RES/DIS** **Dilution: 1**

Analyte	Lab Result	Lab Qual	DL	DL Type	RL	RL Type	Units	Data Review Qual	Reason Code
HEXAVALENT CHROMIUM	0.020	U	0.010	MDL	0.020	PQL	ug/L	UJ	Ms

Sample ID: FWGSCFmw-002-0130-GF **Collected: 7/24/2012 11:28:00** **Analysis Type: RES/DIS** **Dilution: 1**

Analyte	Lab Result	Lab Qual	DL	DL Type	RL	RL Type	Units	Data Review Qual	Reason Code
HEXAVALENT CHROMIUM	0.031		0.010	MDL	0.020	PQL	ug/L		Ms, Preservation

* denotes a non-reportable result

Project Name and Number: 030174.0016 - RVAAP, EQM

Data Qualifier Summary

Lab Reporting Batch ID: R1204701 **Laboratory: CAS_R**

EDD Filename: PrepR1204701 **eQAPP Name: RVAAP Cr6+**

Method Category: **METALS**

Method: **218.6** ***Matrix:*** **AQ**

Sample ID: **FWGWBGmw-018-0135-GF** ***Collected:*** **7/24/2012 11:41:00** ***Analysis Type:*** **RES/DIS** ***Dilution:*** **1**

Analyte	Lab Result	Lab Qual	DL	DL Type	RL	RL Type	Units	Data Review Qual	Reason Code
HEXAVALENT CHROMIUM	0.023		0.010	MDL	0.020	PQL	ug/L	UJ	Preservation, Fd

Sample ID: **FWGWBGmw-019-0136-GF** ***Collected:*** **7/24/2012 10:11:00** ***Analysis Type:*** **RES/DIS** ***Dilution:*** **1**

Analyte	Lab Result	Lab Qual	DL	DL Type	RL	RL Type	Units	Data Review Qual	Reason Code
HEXAVALENT CHROMIUM	0.020	U	0.010	MDL	0.020	PQL	ug/L	UJ	Preservation

Sample ID: **FWGWBGmw-021-0138-GF** ***Collected:*** **7/24/2012 10:16:00** ***Analysis Type:*** **RES/DIS** ***Dilution:*** **1**

Analyte	Lab Result	Lab Qual	DL	DL Type	RL	RL Type	Units	Data Review Qual	Reason Code
HEXAVALENT CHROMIUM	0.020	U	0.010	MDL	0.020	PQL	ug/L	UJ	Preservation

Sample ID: **FWGWBGmw-DUP8-0146-GF** ***Collected:*** **7/24/2012 12:41:00** ***Analysis Type:*** **RES/DIS** ***Dilution:*** **1**

Analyte	Lab Result	Lab Qual	DL	DL Type	RL	RL Type	Units	Data Review Qual	Reason Code
HEXAVALENT CHROMIUM	0.040		0.010	MDL	0.020	PQL	ug/L	J	Preservation, Fd

* denotes a non-reportable result

Project Name and Number: 030174.0016 - RVAAP, EQM

Data Qualifier Summary

Lab Reporting Batch ID: R1204701 **Laboratory: CAS_R**

EDD Filename: PrepR1204701 **eQAPP Name: RVAAP Cr6+**

Reason Code Legend

Reason Code	*Description*
Fd	Field Duplicate Precision
Ms	Matrix Spike Lower Estimation
Preservation	Preservation
ProfJudg	Professional Judgment

* denotes a non-reportable result

Project Name and Number: 030174.0016 - RVAAP, EQM

Data Qualifier Summary

Lab Reporting Batch ID: R1204779 **Laboratory: CAS_R**

EDD Filename: PrepR1204779A3 **eQAPP Name: RVAAP Cr6+**

Method Category: **METALS**

Method: **218.6** ***Matrix:*** **AQ**

Sample ID: **FWGB12mw-013-0067-GF** ***Collected:*** **7/25/2012 11:30:00** ***Analysis Type:*** **RES/DIS** ***Dilution:*** **1**

Analyte	Lab Result	Lab Qual	DL	DL Type	RL	RL Type	Units	Data Review Qual	Reason Code
HEXAVALENT CHROMIUM	0.020	U	0.010	MDL	0.020	PQL	ug/L	UJ	Ms

Sample ID: **FWGCBLmw-002C-0070-GF** ***Collected:*** **7/25/2012 9:38:00** ***Analysis Type:*** **RES/DIS** ***Dilution:*** **1**

Analyte	Lab Result	Lab Qual	DL	DL Type	RL	RL Type	Units	Data Review Qual	Reason Code
HEXAVALENT CHROMIUM	0.020	U	0.010	MDL	0.020	PQL	ug/L	UJ	Ms

Sample ID: **FWGEQUIPRinse3-0156-GW** ***Collected:*** **7/25/2012 12:00:00** ***Analysis Type:*** **RES/DIS** ***Dilution:*** **1**

Analyte	Lab Result	Lab Qual	DL	DL Type	RL	RL Type	Units	Data Review Qual	Reason Code
HEXAVALENT CHROMIUM	0.020	U	0.010	MDL	0.020	PQL	ug/L	UJ	Preservation

Sample ID: **FWGFWGmw-001-0081-GF** ***Collected:*** **7/25/2012 12:03:00** ***Analysis Type:*** **RES/DIS** ***Dilution:*** **1**

Analyte	Lab Result	Lab Qual	DL	DL Type	RL	RL Type	Units	Data Review Qual	Reason Code
HEXAVALENT CHROMIUM	0.020	U	0.010	MDL	0.020	PQL	ug/L	UJ	Ms

Sample ID: **FWGFWGmw-002-0082-GF** ***Collected:*** **7/25/2012 10:29:00** ***Analysis Type:*** **RES/DIS** ***Dilution:*** **1**

Analyte	Lab Result	Lab Qual	DL	DL Type	RL	RL Type	Units	Data Review Qual	Reason Code
HEXAVALENT CHROMIUM	0.020	U	0.010	MDL	0.020	PQL	ug/L	UJ	Ms

Sample ID: **FWGFWGmw-009-0089-GF** ***Collected:*** **7/25/2012 11:41:00** ***Analysis Type:*** **RES/DIS** ***Dilution:*** **1**

Analyte	Lab Result	Lab Qual	DL	DL Type	RL	RL Type	Units	Data Review Qual	Reason Code
HEXAVALENT CHROMIUM	0.020	U	0.010	MDL	0.020	PQL	ug/L	UJ	Ms

Sample ID: **FWGFWGmw-DUP4-0142-GF** ***Collected:*** **7/25/2012 10:37:00** ***Analysis Type:*** **RES/DIS** ***Dilution:*** **1**

Analyte	Lab Result	Lab Qual	DL	DL Type	RL	RL Type	Units	Data Review Qual	Reason Code
HEXAVALENT CHROMIUM	0.020	U	0.010	MDL	0.020	PQL	ug/L	UJ	Ms

* denotes a non-reportable result

Project Name and Number: 030174.0016 - RVAAP, EQM

Data Qualifier Summary

Lab Reporting Batch ID: R1204779 **Laboratory: CAS_R**

EDD Filename: PrepR1204779A3 **eQAPP Name: RVAAP Cr6+**

Reason Code Legend

Reason Code	*Description*
Ms	Matrix Spike Lower Estimation
Preservation	Preservation

* denotes a non-reportable result

Project Name and Number: 030174.0016 - RVAAP, EQM

Data Verification Summary

Site: Ravenna Army Ammunition Plant
Sampling Event: July 2012
Sample Delivery Group: 240-13474

Date: February 5, 2013
Revision: 2

Data Reviewer: Angye Dragotta /Environmental Quality Management, Inc. (EQM, Inc.)

QA/QC Summary

On July 24, 2012 the following samples were collected from groundwater-monitoring wells at Ravenna Army Ammunition Plant and analyzed as part of SDG 240-13474. Data analysis was performed by Test America, St. Louis.

Field Sample ID	Method	Analytes
FWGFWGmw-014-0094-GW FWGBKGmw-DUP1-0139-GW FWGEQUIPRINSE2-0155-GW FWGBKGmw-005-0068-GW	EPA 901.1 Mod EPA 900	Gamma Spec Gross Alpha/Beta
FWGBKGmw-005-0068-GW FWGFWGmw-014-0094-GW	SW846 6020 EPA 903.0 Mod	Uranium and Thorium Total Alpha Radium

The data presented in this report were evaluated according to the *Final Facility Wide Groundwater Monitoring Program, RVAAP-66 Facility Wide Groundwater Quality Assurance Project Plan (QAPP) Addendum for the Ravenna Army Ammunition Plant, Ravenna, OH, Environmental Quality Management, January, 2012.* The following documents were used as needed to supplement the project documentation: The United States Department of Defense (DoD) Quality Services Manual (QSM) for Environmental Laboratories, Version 4.1, and the United States Army Corps of Engineers (USACE), Louisville District Quality Systems Manual Supplement (LS), *EPA National Functional Guidelines (NFG) for Organic Data Review, EPA-540/R-08-01, June 2008, NFG for Inorganic Data Review, EPA-540/R-04-004, October 2004*, Analytical Methods, and Laboratory Standard Operating Procedures. The QC criteria provided in the reference documents represent accuracy and precision performance goals for each analytical method. QC criteria reviewed for each method are listed below, along with any outliers.

All analytical results have been verified against compliance requirements specified in the project QAP, QSM, LS, associated analytical methods and/or SOPs, as appropriate, and reported by the laboratory as directed by the DoD QSM.

Per the DoD QSM, the metals laboratory data (SW846 6020) was reported as follows: Non detected results (< DL) were reported at the LOD with a "U" flag. Detected results between the DL and LOQ were reported as estimated, qualified with a "J" flag.

LOD - An estimate of the minimum amount of a substance that an analytical process can reliably detect.

LOQ - The lowest concentration that produces a quantitative result within specified limits of precision and bias.

DL- The smallest analyte concentration that can be demonstrated to be different from zero or a blank concentration at the 99% level of confidence.

Checklists used in review of the data have been presented in Appendix 1. Outliers have been noted below and results requiring qualification, as a result of this verification process, have been summarized in Appendix 2.

The completeness objective for the project was 90%. The completeness objective was met for this SDG, 100%. Limitations, if any, on the data are indicated with qualifiers detailed below.

The cooler temperatures were documented as being acceptable upon receipt at the North Canton Laboratory.

Data Verification Summary

Site: Ravenna Army Ammunition Plant
Sampling Event: July 2012 **Date:** February 5, 2013
Sample Delivery Group: 240-13474 **Revision:** 2

Metals - 6020
The following QC criteria were reviewed with acceptable results, except as noted below:

- Holding times, preservation, sample handling
- Initial Calibration criteria
- ICV and CCV criteria
- ICB /CCBs criteria
- Method/Field blank Criteria
- LOD/ MRL verification criteria
- LCS percent recovery criteria
- Matrix Spike and Spike Duplicate Recovery and RPD Criteria
- Lab and Field Duplicate RPD Criteria

Only an opening MRL check was analyzed. Results for samples FWGBKGmw-005-0068-GW and FWGFWGmw-014-0094-GW were qualified as estimated, "J/UJ".

A field duplicate was not requested for analysis.

Gamma Spectroscopy- EPA 901.1 Mod
The following QC criteria were reviewed with acceptable results, except as noted below:

- Holding times, preservation, sample handling
- Daily QC checks
- The method and equipment blanks were free from contamination
- LCS percent recoveries and RPD value criteria
- Field and Lab duplicate RPD

The lab duplicate was analyzed on sample FWGEQUIPRINSE2-0155-GW. The duplicate RPD was above control limits of 40% for actinium 227 at 361%, actinium 228 at 194%, bismuth 214 at 76%, cesium 137 at 200%, lead 212 at 267%, lead 214 at 61%, potassium 40 at 151%, radium 226 at 76%, radium 228 at 194%, thallium 208 at 204%, thorium 234 at 524%, uranium 235 at 200% and uranium 238 at 524%. The actinium 227, actinium 228, bismuth 214, cesium 137, lead 212, lead 214, potassium 40, radium 226, radium 228, thallium 208, thorium 234, uranium and uranium 238 FWGEQUIPRinse2-0155-GW, FWGBKGmw-005-0068-GW, FWGBKGmw-DUP1-0139-GW and FWGFWGmw-014-0094-GW were qualified as estimated, "J/UJ".

Gross Alpha/Beta- EPA 900
The following QC criteria were reviewed with acceptable results, except as noted below:

- Holding times, preservation, sample handling
- Initial Calibration criteria
- ICV and CCV criteria
- The method and equipment blanks were free from contamination
- LCS percent recoveries and RPD value criteria
- Field and Lab duplicate RPD
- Matrix spike and Matrix Spike Duplicate recovery and RPD

No QC outliers were noted.

Total Alpha Radium- EPA 903.0
The following QC criteria were reviewed with acceptable results, except as noted below:

- Holding times, preservation, sample handling
- Initial Calibration criteria
- ICV and CCV criteria
- The method and equipment blanks were free from contamination

- LCS percent recoveries and RPD value criteria
- Field and Lab duplicate RPD
- Matrix spike and Matrix Spike Duplicate recovery and RPD

A matrix spike and spike duplicate were not analyzed due to limited sample volume.

No QC outliers were noted.

Job ID: 240-13474-1

Laboratory: TestAmerica Canton

Narrative

CASE NARRATIVE

Client: Environmental Quality Mgt., Inc.

Project: RVAAP (OH)

Report Number: 240-13474-1

With the exceptions noted as flags or footnotes, standard analytical protocols were followed in the analysis of the samples and no problems were encountered or anomalies observed. In addition all laboratory quality control samples were within established control limits, with any exceptions noted below. Each sample was analyzed to achieve the lowest possible reporting limit within the constraints of the method. In some cases, due to interference or analytes present at high concentrations, samples were diluted. For diluted samples, the reporting limits are adjusted relative to the dilution required.

The 900.0 Gross Alpha/Beta and 901.1 Gamma Radionuclides analysis were performed at the TestAmerica St. Louis Laboratory.

Calculations are performed before rounding to avoid round-off errors in calculated results.

All holding times were met and proper preservation noted for the methods performed on these samples, unless otherwise detailed in the individual sections below.

TestAmerica utilizes USEPA approved methods and DOD QSM, where applicable, in all analytical work. The samples presented in this report were analyzed for the parameter(s) listed on the analytical methods summary page in accordance with the method(s) indicated. A summary of QC data for these analyses is included at the back of the report.

TestAmerica North Canton attests to the validity of the laboratory data generated by TestAmerica facilities reported herein. All analyses performed by TestAmerica facilities were done using established laboratory SOPs that incorporate QA/QC procedures described in the applicable methods. TestAmerica's operations groups have reviewed the data for compliance with the laboratory QA/QC plan, and data have been found to be compliant with laboratory protocols unless otherwise noted below.

All solid sample results are reported on an "as received" basis unless otherwise indicated by the presence of a % solids value in the method header.

This laboratory report is confidential and is intended for the sole use of TestAmerica and its client.

All parameters for which TestAmerica North Canton has certification were evaluated to the limit of detection (LOD) and include qualified results where applicable. Parameters not certified under QSM, if any, were evaluated to the detection limit (DL) and include qualified results where applicable.

The sample(s) that contain constituents flagged with U are undetected. The result associated with this flag is the limit of detection (LOD).

Receipt

The samples were received on 7/25/2012 7:30 AM; the samples arrived in good condition, properly preserved and, where required, on ice. The temperatures of the 28 coolers at receipt time were 0.0, 0.0, 0.0, 0.2, 0.2, 0.4, 0.6, 1.0, 1.2, 1.2, 1.2, 1.4, 1.6, 1.8, 1.8, 2.1, 2.2, 2.2, 2.2, 2.4, 2.6, 2.9, 3.0, 3.5, 3.6, 3.7, 4.2 and 5.6 C.

Gross Alpha/Beta (EPA 900.0 MOD

The Gross Alpha and/or Beta reporting limit was not met due to a reduction of sample size attributed to the sample's high residual mass: FWGPKMW-DUP1-0139-GW (T240-13474-3) and FWGFWGMW-14-0094-GW (240-13474-4

Job ID: 240-13474-1 (Continued)

Laboratory: TestAmerica Canton (Continued)

Gamma SPectroscopy-Cesium-137 & Hits (EPA 901.1 MOD)

Upon request of the client, Lead 214 and Bismuth 214 are reported in the target list. Bismuth 214 was found in some samples, but the results are not reliable. This is due to the inability to effectively quantify the parent, Radium 226, in water.

Radium 226 is reported based upon the Bismuth 214 daughter. Due to the potential loss of Radon 222, the first decay daughter of Radium 226, the results for water samples may be biased low: FWGEQUIPRINSE2-0155-GW (240-13474-1), FWGBKGMW-005-0068-GW (240-13474-2), FWGBKGMW-DUP1-0139-GW (240-13474-3), and FWGFWGMW-014-0094-GW (240-13474-4).

Job ID: 240-13474-2

Laboratory: TestAmerica Canton

Narrative

CASE NARRATIVE

Client: Environmental Quality Mgt., Inc.

Project: RVAAP (OH)

Report Number: 240-13474-2

With the exceptions noted as flags or footnotes, standard analytical protocols were followed in the analysis of the samples and no problems were encountered or anomalies observed. In addition all laboratory quality control samples were within established control limits, with any exceptions noted below. Each sample was analyzed to achieve the lowest possible reporting limit within the constraints of the method. In some cases, due to interference or analytes present at high concentrations, samples were diluted. For diluted samples, the reporting limits are adjusted relative to the dilution required.

The 903.0 Radium-226 by GFPC and 6020 Total Metals analyses were performed at the TestAmerica St. Louis Laboratory under report number F2I040429.

Calculations are performed before rounding to avoid round-off errors in calculated results.

All holding times were met and proper preservation noted for the methods performed on these samples, unless otherwise detailed in the individual sections below.

TestAmerica utilizes USEPA approved methods and DOD QSM, where applicable, in all analytical work. The samples presented in this report were analyzed for the parameter(s) listed on the analytical methods summary page in accordance with the method(s) indicated. A summary of QC data for these analyses is included at the back of the report.

TestAmerica North Canton attests to the validity of the laboratory data generated by TestAmerica facilities reported herein. All analyses performed by TestAmerica facilities were done using established laboratory SOPs that incorporate QA/QC procedures described in the applicable methods. TestAmerica's operations groups have reviewed the data for compliance with the laboratory QA/QC plan, and data have been found to be compliant with laboratory protocols unless otherwise noted below.

All solid sample results are reported on an "as received" basis unless otherwise indicated by the presence of a % solids value in the method header.

This laboratory report is confidential and is intended for the sole use of TestAmerica and its client.

All parameters for which TestAmerica North Canton has certification were evaluated to the limit of detection (LOD) and include qualified results where applicable. Parameters not certified under QSM, if any, were evaluated to the detection limit (DL) and include qualified results where applicable.

The sample(s) that contain constituents flagged with U are undetected. The result associated with this flag is the limit of detection (LOD).

Receipt

The samples were received on 7/25/2012 7:30 AM; the samples arrived in good condition, properly preserved and, where required, on ice. The temperatures of the 28 coolers at receipt time were 0.0, 0.0, 0.0, 0.2, 0.2, 0.4, 0.6, 1.0, 1.2, 1.2, 1.2, 1.4, 1.6, 1.8, 1.8, 2.1, 2.2, 2.2, 2.2, 2.4, 2.6, 2.9, 3.0, 3.5, 3.6, 3.7, 4.2 and 5.6 C.

Radium-226 by GFPC (EPA 903.0 MOD)

There was insufficient sample to perform sample and sample duplicate. Therefore, LCS and LCSD were analyzed. There was also insufficient sample to reach 1000 ml for sample FWGBKGMW-005-0068-GW (240-13474-2)

Sample Summary

Client: Environmental Quality Mgt., Inc.
Project/Site: RVAAP (OH)

TestAmerica Job ID: 240-13474-1

Lab Sample ID	Client Sample ID	Matrix	Collected	Received
240-13474-1	FWGEQUIPRINSE2-0155-GW	Water	07/24/12 12:08	07/25/12 07:30
240-13474-2	FWGBKGMW-005-0068-GW	Water	07/24/12 14:19	07/25/12 07:30
240-13474-3	FWGBKGMW-DUP1-0139-GW	Water	07/24/12 14:49	07/25/12 07:30
240-13474-4	FWGFWGMW-014-0094-GW	Water	07/24/12 16:09	07/25/12 07:30

Method Summary

Client: Environmental Quality Mgt., Inc.
Project/Site: RVAAP (OH)

TestAmerica Job ID: 240-13474-1

Method	Method Description	Protocol	Laboratory
900.0 MOD	Gross Alpha/Beta EPA 900	EPA	TAL SL
901.1 MOD	Gamma Cs-137 & Hits by EPA 901.1 MOD	EPA	TAL SL

Protocol References:

EPA = US Environmental Protection Agency

Laboratory References:

TAL SL = TestAmerica St. Louis, 13715 Rider Trail North, Earth City, MO 63045, TEL (314)298-8566

Method Summary

Client: Environmental Quality Mgt., Inc.
Project/Site: RVAAP (OH)

TestAmerica Job ID: 240-13474-2

Method	Method Description	Protocol	Laboratory
6020	Inductively Coupled Plasma Mass Spectrometry(6020)	SW846	TAL SL
903.0 MOD	Total Alpha Radium EPA 903.0 MOD	EPA	TAL SL

Protocol References:

EPA = US Environmental Protection Agency

SW846 = "Test Methods For Evaluating Solid Waste, Physical/Chemical Methods", Third Edition, November 1986 And Its Updates.

Laboratory References:

TAL SL = TestAmerica St. Louis, 13715 Rider Trail North, Earth City, MO 63045, TEL (314)298-8566

Chain of Custody Record

TestAmerica Laboratory location: N Canton
Regulatory program: ☐ DW ☐ NPDES ☐ RCRA ☐ Other

TestAmerica
THE LEADER IN ENVIRONMENTAL TESTING
TestAmerica Laboratories, Inc.

pg 1=043214

8/28/2012

Client Contact	Client Project Manager:	Site Contact:	Lab Contact:	COC No:
Company Name: EQM	John Miller	Eric Corbin	M Loeb	043211
Address: 1800 Carillon Blvd	Telephone: 5138257500	Telephone: 5138257500	Telephone: 330 497 9396	2 of 2 COCs
City/State/Zip: Cincinnati OH 45240	Email: ecorbin@eqm.com	Analysis Turnaround Time (in BUS days)	Analyses	For lab use only
Phone: 5138257500	fax 7495	TAT if different from below: ☒ 3 weeks ☐ 2 weeks ☐ 1 week ☐ 2 days ☐ 1 day		Walk-in client: ☐ Lab pickup: ☐ Lab sampling: ☐
Project Name: RVAAP166	Method of Shipment/Carrier: Lab Pickup			Job/SDG No:
Project Number: 30174.046.001.0907/03	Shipping/Tracking No:			
PO#				

Sample Identification	Sample Date	Sample Time	Matrix: Air	Aqueous	Sediment	Solid	Other	Containers & Preservatives: H2SO4	HNO3	HCl	NaOH	ZnAc/NaOH	Unpres	Other	Filtered Sample (Y/N)	Composite=C / Grab=G	VOC	SVOC	Pest	PCB	Explo	Propellants	Cyanide	Metals	Alpha Beta Screen	Gamma Radiochem	Sample Specific Notes / Special Instructions:
FWGW11mw-012-0100-GW	7/24/12	1538		X						3	1		9				X	X	X	X	X	X	X				L890
FWGW11mw-012-0100-GF		1		X					1															X			L890
FWGW81mw-005-0071-GW		1642		X						3	1		9				X	X	X	X	X	X	X				TA10
FWGW81mw-005-0071-GF		1		X					1															X			TA10
FWGEQUIPRinse2-0155-GW		1208		X					3																X	X	A392

AD 7/24/12

Possible Hazard Identification: ☒ Non-Hazard ☐ Flammable ☐ Skin Irritant ☐ Poison B ☐ Unknown

Sample Disposal (A fee may be assessed if samples are retained longer than 1 month): ☐ Return to Client ☒ Disposal By Lab ☐ Archive For: _____ Months

Special Instructions/QC Requirements & Comments:

All VOAs in cooler ID# CT19

Temperatures may not meet requirements if sample collection is close to lab pickup time.

Relinquished by:	Company:	Date/Time:	Received by:	Company:	Date/Time:
Jmyn Dyson	EQM	7/24/12 1800	[illegible]	TAL-NC	7-24-12 - 1830
[illegible]	TAL-NC	7-24-12-2005			
Relinquished by:	Company:	Date/Time:	Received in Laboratory by:	Company:	Date/Time:

©2008 TestAmerica Laboratories, Inc. All rights reserved
TestAmerica & Design ™ are trademarks of TestAmerica Laboratories, Inc.

TAL 0018-1 (04/10)

Chain of Custody Record

TestAmerica Laboratory location: North Canton

Regulatory program: ☐ DW ☐ NPDES ☐ RCRA ☐ Other

TestAmerica THE LEADER IN ENVIRONMENTAL TESTING

TestAmerica Laboratories, Inc.

Client Contact	Client Project Manager:	Site Contact:	Lab Contact:	COC No:
Company Name: EQM	John Miller	Eric Corbin	Mark Loeb	043202
Address: 1800 Carillon Blvd	Telephone: 513-825-7500	Telephone: Same	Telephone: 330-497-9396	1 of 2 COCs
City/State/Zip: Cinti / Ohio / 45240	Email: ecorbin@eqm.com	Analysis Turnaround Time (in BUS days)		For lab use only
Phone: 513-825-7500		TAT if different from below: ☐ 3 weeks ☐ 2 weeks ☐ 1 week ☐ 2 days ☐ 1 day (Per SOW)		Walk-in client ☐ Lab pickup ☐ Lab sampling ☐
Project Name: KVAAPile (OH)	Method of Shipment/Carrier: Lab Pickup			Job/SDG No:
Project Number: 030174.0016.001.9.1	Shipping/Tracking No: N/A			
PO#				

Sample Identification	Sample Date	Sample Time	Matrix: Air	Aqueous	Sediment	Solid	Other:	Containers & Preservatives: H2SO4	HNO3	HCl	NaOH	ZnAcet/NaOH	Unpres	Other:	Filtered Sample (Y/N)	Composite=C / Grab=G	Analysis: VOC 8260	SVOC 8270	SVOC 8270	Pest+ 8081	PCB 8082	Explosives/Propellants 8330/8095	Metals 6010/7470	Cyanide 9012	Gamma Alpha Beta	Sample Specific Notes / Special Instructions:
FWGTeam3-TRIP	7/24/12	0800		X						2						C	X									ID27
FWGWBGMW-006C-0132-GW	7/24/12	0926		X						3			5			G	X	X				X				ID27
FWGWBGMW-006C-0132-GF	↓	0926		X					1							G							X			ID27
FWGWBGMW-021C-0138-GW (Rep 7/24)	7/24/12	1016		X						3	1		9			G	X		X	X	X	X		X		EC1
FWGWBGMW-021C-0138-GF (Rep 7/24)	7/24/12	1016		X					1							G							X			EC1
FWGWBGMW-009C-0134-GW	7/24/12	1129		X						3			5			G	X	X				X				C99
FWGWBGMW-009C-0134-GF	7/24/12	1129		X					1							G							X			C99
FWGWBGMW-020-0137-GW	7/24/12	1229		X						3	1		9			G	X		X	X	X	X		X		SR3
FWGWBGMW-020-0137-GF	7/24/12	1229		X					1							G							X			SR3
FWGBKGMW-005-0018-GW	7/24/12	1419		X					3	3			9			G	X	X		X	X	X	X/H	X	X	2343 Mcapizzi

Possible Hazard Identification: ☐ Non-Hazard ☐ Flammable ☐ Skin Irritant ☐ Poison B ☒ Unknown

Sample Disposal (A fee may be assessed if samples are retained longer than 1 month): ☐ Return to Client ☒ Disposal By Lab ☐ Archive For ____ Months

Special Instructions/QC Requirements & Comments:

Metals field filtered

Samples collected near pickup may not meet temp requirements.

Relinquished by:	Company:	Date/Time:	Received by:	Company:	Date/Time:
[signature]	EQM	7/24/12 1830	[signature] (Robson)	TALNC	7-24-12 1830
[signature] (Robson)	TALNC	7-24-12 2005			
Relinquished by:	Company:	Date/Time:	Received in Laboratory by:	Company:	Date/Time:

All Read cooler CID All VOAs in cooler ID27

©2008 TestAmerica Laboratories, Inc. All rights reserved. TestAmerica & Design ™ are trademarks of TestAmerica Laboratories, Inc.

page 1 [illegible]

TestAmerica
THE LEADER IN ENVIRONMENTAL TESTING

Chain of Custody Record

TestAmerica Laboratory location: North Canton

Regulatory program: ☐ DW ☐ NPDES ☐ RCRA ☐ Other

TestAmerica Laboratories, Inc.

Client Contact				
Company Name: EQM	Client Project Manager: John Miller	Site Contact: Erik Corbin	Lab Contact: Mark Loeb	COC No: 043205
Address: 1800 Carillon Blvd	Telephone: 825-7500	Telephone:	Telephone: 330 497-9396	2 of 2 COCs
City/State/Zip: Cinti OH	Email: ecorbin@eqm.com	Analysis Turnaround Time (in BUS days)		For lab use only
Phone: 513-825-7500		TAT if different from below		Walk-in client ☐
Project Name: RVAAP 66 (OH)	Method of Shipment/Carrier: LAB Pickup	Per SOW ☑ 3 weeks ☐ 2 weeks ☐ 1 week ☐ 2 days ☐ 1 day		Lab pickup ☐
Project Number: 030174.0016.~~009~~ AD 001.09.1	Shipping/Tracking No: N/A			Lab sampling ☐
PO #				Job/SDG No:

Analyses: VOC 8260, SVOC 1 8270, SVOC 4 8270, Pest R 8081, PCB 8082, Explosives/Propellants 6010/6020, Metals 6010/6020, Cyanide 9012, Gamma, Gross Alpha/Beta

Containers & Preservatives: H2SO4, HNO3, HCl, NaOH, ZnAc/NaOH, Unpres, Other:

Matrix: Air, Aqueous, Sediment, Solid, Other:

Sample Identification	Sample Date	Sample Time	Air	Aqueous	Sediment	Solid	Other:	H2SO4	HNO3	HCl	NaOH	ZnAc/NaOH	Unpres	Other:	Filtered Sample (Y/N)	Composite=C / Grab=G	VOC 8260	SVOC 1 8270	SVOC 4 8270	Pest R 8081	PCB 8082	Explosives/Propellants	Metals 6010/6020	Cyanide 9012	Gamma	Gross Alpha/Beta	Sample Specific Notes / Special Instructions: COOLER ID
FWG BKG MW-005e-0068-GF	7/24/12	1419		X					X	AD 7/24/12						G							X				L343
FWG BKG MW-DUP1-0139-GW	7/24/12	1449		X					3							G							AD 7/24		X	X	C10
~~FWG BKG~~ AD 7/24 FWG FWG MW-014-0094-GW	7/24/12	1609		X					9	3	1		9			G	X		X	X	X	X	*	X	X	X	H113 *
FWG FWG MW-014-0094-GF	7/24/12	1609		X					1							G							X				H113

AD 7/24/12

Possible Hazard Identification: ☐ Non-Hazard ☐ Flammable ☐ Skin Irritant ☐ Poison B ☐ Unknown

Sample Disposal (A fee may be assessed if samples are retained longer than 1 month): ☐ Return to Client ☐ Disposal By Lab ☐ Archive For _____ Months

Special Instructions/QC Requirements & Comments: metals field filtered
Samples collected close to pick up may not meet temp req.

Relinquished by:	Company:	Date/Time:	Received by:	Company:	Date/Time:
[signature]	EQM	7/24/12 1830	[signature]	TAL-NC	7-24-12-1830
[signature]	TAL-NC	7-24-12-2005			
			Received in Laboratory by:		

* MS/MSD Gamma & Gross α/β only

©2008 TestAmerica Laboratories, Inc. All rights reserved. TestAmerica & Datcon ™ are trademarks of TestAmerica Laboratories, Inc.

TAL 0018-1 (04/10)

8/28/2012

TestAmerica North Canton Sample Receipt Form/Narrative

Login # : 240-134168

Client EQM Site Name RVAAP By: Matthew Ford (Signature) SMITH LIVENGOOD BURNS

Cooler Received on 25 JUL 2012 Opened on 25 JUL 2012

FedEx: 1st Grd Exp UPS FAS Stetson Client Drop Off TestAmerica Courier Other

TestAmerica Cooler # BAK Foam Box Client Cooler Box Other

Packing material used: Bubble Wrap Foam Plastic Bag None Other

COOLANT: Wet Ice Blue Ice Dry Ice Water None

1. Cooler temperature upon receipt

IR GUN# 1	(CF 0°C)	Observed Sample Temp._____°C	Corrected Sample Temp._____°C
IR GUN# 4G	(CF –1°C)	Observed Sample Temp._____°C	Corrected Sample Temp._____°C
IR GUN# 5G	(CF –1°C)	Observed Sample Temp._____°C	Corrected Sample Temp._____°C
IR GUN# 8	(CF 0°C)	Observed Sample Temp._____°C	Corrected Sample Temp._____°C

X Multiple on Back

2. Were custody seals on the outside of the cooler(s)? If Yes Quantity 28 Yes No
   - Were custody seals on the outside of the cooler(s) signed & dated? Yes No NA
   - Were custody seals on the bottle(s)? Yes No
3. Shippers' packing slip attached to the cooler(s)? Yes No
4. Did custody papers accompany the sample(s)? Yes No
5. Were the custody papers relinquished & signed in the appropriate place? Yes No
6. Did all bottles arrive in good condition (Unbroken)? Yes No
7. Could all bottle labels be reconciled with the COC? Yes No
8. Were correct bottle(s) used for the test(s) indicated? Yes No
9. Sufficient quantity received to perform indicated analyses? Yes No
10. Were sample(s) at the correct pH upon receipt? Yes No NA
11. Were VOAs on the COC? Yes No
12. Were air bubbles >6 mm in any VOA vials? Yes No NA
13. Was a trip blank present in the cooler(s)? Yes No

Contacted PM _____ Date _____ by _____ via Verbal Voice Mail Other

Concerning

14. CHAIN OF CUSTODY & SAMPLE DISCREPANCIES

15. SAMPLE CONDITION

Sample(s) _____ were received after the recommended holding time had expired.

Sample(s) _____ were received in a broken container.

Sample(s) _____ were received with bubble >6 mm in diameter. (Notify PM)

16. SAMPLE PRESERVATION

Sample(s) _____ were further preserved in Sample Receiving to meet recommended pH level(s). Nitric Acid Lot# 110410-HNO3; Sulfuric Acid Lot# 041911-H2SO4; Sodium Hydroxide Lot# 121809 - NaOH; Hydrochloric Acid Lot# 041911-HCl; Sodium Hydroxide and Zinc Acetate Lot# 100108-(CH3COO)2ZN/NaOH. What time was preservative added to sample(s)?

Client ID	pH	Date	Initials

TestAmerica Multiple Cooler Receipt Form/Narrative Lot Number: 240-19478
North Canton Facility

Cooler #	Temp °C	Method	Coolant	Comments
ZAPPA	1.2 — 1.2	IR	WET ICE	GUN #8
CLETUS	1.2 — 1.2			
A235	1.8 — 1.8			
220	2.1 — 2.1			
EC9	1.6 — 1.6			
A519	1.8 — 1.8			
AD7	1.2 — 1.2			
L542	1.0 — 1.0			
H113	1.2 — 0.2			GUN #46
C10	3.2 — 2.2			
L343	2.4 — 1.4			
SR3	1.0 — 0.0			
C99	1.0 — 0.0			GUN #56
EC1	1.4 — 0.4			
ID27	1.2 — 0.2			
13	1.0 — 0.0			
311	2.6 — 2.6			GUN #1
C222	1.6 — 0.6			GUN #56
CLIENT	3.0 — 3.0			GUN #8
C119	4.2 — 4.2			GUN #1
404	3.7 — 3.7			
A328	2.9 — 2.9			
L279	2.2 — 2.2			
L474	3.5 — 3.5			
L890	2.4 — 2.4			
L728	2.2 — 2.2			
A392	3.6 — 3.6			
TA10	5.6 — 5.6			

TestAmerica Multiple Cooler Receipt Form/Narrative Lot Number:_____
North Canton Facility

Client ID	pH	Date	Initials
		7-25-12	TLS
0094GF	<2		
0094GW	>12 <2 <2 <2 <2 <2 <2 <2 <2 >12		
DUP7-0145GW	<2		
0137GF	<2		
0137GW	>12		
0133GF	<2		
0136GW	>12		
0136GF	<2		
0135GW	>12		
0135GF	<2		
0146GF	<2		
0087GW	>12		
0087GF	<2		
0086GW	>12		
0086GF	<2		
0106GW	<2 <2		
DUP5 0143GW	<2 <2		
~~DUP5~~ 0138GF	<2		
0138GW	>12		
0134GF	<2		
0132GF	<2		
0071GF	<2		
0071GW	>12		
0100GF	<2		
0100GW	>12		
0099GF	<2		
0099GW	>12		
0155GW	<2 <2 >12 <2 <2 <2 <2		
0130GF	<2 <2 <2		
0130GW	<2 <2 <2		
0108GF	<2		
0108GW	<2 >12		
0103GW	<2		
0103GF	<2		
0115GW	<2		
DUP3 0140GF	<2		
DUP2 0140GW	>12		
0073GF	<2		
~~TLS 0073GW >12~~			

TestAmerica Multiple Cooler Receipt Form/Narrative
North Canton Facility

Lot Number: 240-31468

Client ID	pH	Date	Initials
0072 GF	<2	7-25-12	TLS
Dup 50143 GW	<2<2	7-25-12	"
0073 GW	>12	7-25-12	"
Dup 0139 GW	<2<2<2	"	"
~~0068~~			
0068 GF	<2	"	"
0068 GW	<2<2<2	"	"

Login Sample Receipt Checklist

Client: Environmental Quality Mgt., Inc.

Job Number: 240-13474-1

Login Number: 13474

List Number: 1

Creator: Livengood, Chris

List Source: TestAmerica Canton

Question	Answer	Comment
Radioactivity either was not measured or, if measured, is at or below background	N/A	
The cooler's custody seal, if present, is intact.	True	
The cooler or samples do not appear to have been compromised or tampered with.	True	
Samples were received on ice.	True	
Cooler Temperature is acceptable.	True	
Cooler Temperature is recorded.	True	
COC is present.	True	
COC is filled out in ink and legible.	True	
COC is filled out with all pertinent information.	True	
Is the Field Sampler's name present on COC?	True	
There are no discrepancies between the sample IDs on the containers and the COC.	True	
Samples are received within Holding Time.	True	
Sample containers have legible labels.	True	
Containers are not broken or leaking.	True	
Sample collection date/times are provided.	True	
Appropriate sample containers are used.	True	
Sample bottles are completely filled.	True	
Sample Preservation Verified.	True	
There is sufficient vol. for all requested analyses, incl. any requested MS/MSDs	True	
VOA sample vials do not have headspace or bubble is <6mm (1/4") in diameter.	True	
Multiphasic samples are not present.	True	
Samples do not require splitting or compositing.	True	
Residual Chlorine Checked.	N/A	

Client: Environmental Quality Mgt., Inc.
Project/Site: RVAAP (OH)

TestAmerica Job ID: 240-13474-1

Client Sample ID: FWGEQUIPRINSE2-0155-GW
Date Collected: 07/24/12 12:08
Date Received: 07/25/12 07:30

Lab Sample ID: 240-13474-1
Matrix: Water

Method: 900.0 MOD - Gross Alpha/Beta EPA 900

Analyte	Result	Qualifier	Count Uncert. (2.000σ+/-)	Total Uncert. (2.000σ+/-)	MDC	Unit	Prepared	Analyzed	Dil Fac
Gross Alpha	0.05	U		0.35	0.71	pCi/L	08/07/12 00:00	08/12/12 21:04	1
Gross Beta	-0.73	U		0.57	1.1	pCi/L	08/07/12 00:00	08/12/12 21:04	1

Method: 901.1 MOD - Gamma Cs-137 & Hits by EPA 901.1 MOD

Analyte	Result	Qualifier	Count Uncert. (2.000σ+/-)	Total Uncert. (2.000σ+/-)	MDC	Unit	Prepared	Analyzed	Dil Fac
Actinium 227 (assumes equilibrium w/ Th-227)	-1.5	U		1.9	74	pCi/L	08/01/12 00:00	08/22/12 02:30	1
Actinium 228	7	U		21	43	pCi/L	08/01/12 00:00	08/22/12 02:30	1
Bismuth 212	16	U		48	86	pCi/L	08/01/12 00:00	08/22/12 02:30	1
Bismuth 214	22	U		20	28	pCi/L	08/01/12 00:00	08/22/12 02:30	1
Cesium 137	0.0	U		5.1	11	pCi/L	08/01/12 00:00	08/22/12 02:30	1
Lead 210	40	U		140	220	pCi/L	08/01/12 00:00	08/22/12 02:30	1
Lead 212	-1	U		13	23	pCi/L	08/01/12 00:00	08/22/12 02:30	1
Lead 214	23	U		15	23	pCi/L	08/01/12 00:00	08/22/12 02:30	1
Potassium 40	-200	U		6800	200	pCi/L	08/01/12 00:00	08/22/12 02:30	1
Protactinium 231	13	U		25	280	pCi/L	08/01/12 00:00	08/22/12 02:30	1
Radium (226)	22	U		20	28	pCi/L	08/01/12 00:00	08/22/12 02:30	1
Radium 228	7	U		21	43	pCi/L	08/01/12 00:00	08/22/12 02:30	1
Thallium 208	0.28	U		0.67	14	pCi/L	08/01/12 00:00	08/22/12 02:30	1
Thorium 234	-40	U		200	250	pCi/L	08/01/12 00:00	08/22/12 02:30	1
Uranium 235	0.0	U		28	65	pCi/L	08/01/12 00:00	08/22/12 02:30	1
Uranium 238	-40	U		200	250	pCi/L	08/01/12 00:00	08/22/12 02:30	1

Client: Environmental Quality Mgt., Inc.
Project/Site: RVAAP (OH)

TestAmerica Job ID: 240-13474-1

Client Sample ID: FWGBKGMW-005-0068-GW
Date Collected: 07/24/12 14:19
Date Received: 07/25/12 07:30

Lab Sample ID: 240-13474-2
Matrix: Water

Method: 900.0 MOD - Gross Alpha/Beta EPA 900

Analyte	Result	Qualifier	Count Uncert. (2.000σ+/-)	Total Uncert. (2.000σ+/-)	MDC	Unit	Prepared	Analyzed	Dil Fac
Gross Alpha	1.1	U		1.9	3.4	pCi/L	08/07/12 00:00	08/12/12 21:04	1
Gross Beta	2.4			1.5	2.2	pCi/L	08/07/12 00:00	08/12/12 21:04	1

Method: 901.1 MOD - Gamma Cs-137 & Hits by EPA 901.1 MOD

Analyte	Result	Qualifier	Count Uncert. (2.000σ+/-)	Total Uncert. (2.000σ+/-)	MDC	Unit	Prepared	Analyzed	Dil Fac
Actinium 227 (assumes equilibrium w/ Th-227)	-27	U		45	75	pCi/L	08/01/12 00:00	08/22/12 02:31	1
Actinium 228	9	U		17	35	pCi/L	08/01/12 00:00	08/22/12 02:31	1
Bismuth 212	17	U		43	75	pCi/L	08/01/12 00:00	08/22/12 02:31	1
Bismuth 214	2	U		13	26	pCi/L	08/01/12 00:00	08/22/12 02:31	1
Cesium 137	-0.8	U		6.1	11	pCi/L	08/01/12 00:00	08/22/12 02:31	1
Lead 210	30	U		140	220	pCi/L	08/01/12 00:00	08/22/12 02:31	1
Lead 212	12	U		12	19	pCi/L	08/01/12 00:00	08/22/12 02:31	1
Lead 214	-7	U		29	23	pCi/L	08/01/12 00:00	08/22/12 02:31	1
Potassium 40	-80	U		5500	200	pCi/L	08/01/12 00:00	08/22/12 02:31	1
Protactinium 231	-0.6	U		130	240	pCi/L	08/01/12 00:00	08/22/12 02:31	1
Radium (226)	2	U		13	26	pCi/L	08/01/12 00:00	08/22/12 02:31	1
Radium 228	9	U		17	35	pCi/L	08/01/12 00:00	08/22/12 02:31	1
Thallium 208	1.3	U		1.4	12	pCi/L	08/01/12 00:00	08/22/12 02:31	1
Thorium 234	38	U		61	180	pCi/L	08/01/12 00:00	08/22/12 02:31	1
Uranium 235	27	U		30	47	pCi/L	08/01/12 00:00	08/22/12 02:31	1
Uranium 238	38	U		61	180	pCi/L	08/01/12 00:00	08/22/12 02:31	1

Client: Environmental Quality Mgt., Inc.
Project/Site: RVAAP (OH)

TestAmerica Job ID: 240-13474-1

Client Sample ID: FWGBKGMW-DUP1-0139-GW
Date Collected: 07/24/12 14:49
Date Received: 07/25/12 07:30

Lab Sample ID: 240-13474-3
Matrix: Water

Method: 900.0 MOD - Gross Alpha/Beta EPA 900

Analyte	Result	Qualifier	Count Uncert. (2.000σ+/-)	Total Uncert. (2.000σ+/-)	MDC	Unit	Prepared	Analyzed	Dil Fac
Gross Alpha	2.1	U		2.7	4.4	pCi/L	08/07/12 00:00	08/12/12 21:04	1
Gross Beta	3.9			2.2	3.1	pCi/L	08/07/12 00:00	08/12/12 21:04	1

Method: 901.1 MOD - Gamma Cs-137 & Hits by EPA 901.1 MOD

Analyte	Result	Qualifier	Count Uncert. (2.000σ+/-)	Total Uncert. (2.000σ+/-)	MDC	Unit	Prepared	Analyzed	Dil Fac
Actinium 227 (assumes equilibrium w/ Th-227)	7	U		26	45	pCi/L	08/01/12 00:00	08/22/12 02:31	1
Actinium 228	-6	U		21	39	pCi/L	08/01/12 00:00	08/22/12 02:31	1
Bismuth 212	-3	U		44	85	pCi/L	08/01/12 00:00	08/22/12 02:31	1
Bismuth 214	17	U		13	21	pCi/L	08/01/12 00:00	08/22/12 02:31	1
Cesium 137	-1.4	U		6.2	11	pCi/L	08/01/12 00:00	08/22/12 02:31	1
Lead 210	50	U		130	210	pCi/L	08/01/12 00:00	08/22/12 02:31	1
Lead 212	4.5	U		8.2	17	pCi/L	08/01/12 00:00	08/22/12 02:31	1
Lead 214	-2.0	U		6.4	27	pCi/L	08/01/12 00:00	08/22/12 02:31	1
Potassium 40	-70	U		2800	100	pCi/L	08/01/12 00:00	08/22/12 02:31	1
Protactinium 231	17	U		24	230	pCi/L	08/01/12 00:00	08/22/12 02:31	1
Radium (226)	17	U		13	21	pCi/L	08/01/12 00:00	08/22/12 02:31	1
Radium 228	-6	U		21	39	pCi/L	08/01/12 00:00	08/22/12 02:31	1
Thallium 208	-3	U		28	14	pCi/L	08/01/12 00:00	08/22/12 02:31	1
Thorium 234	28	U		48	180	pCi/L	08/01/12 00:00	08/22/12 02:31	1
Uranium 235	13	U		30	52	pCi/L	08/01/12 00:00	08/22/12 02:31	1
Uranium 238	28	U		48	180	pCi/L	08/01/12 00:00	08/22/12 02:31	1

Client: Environmental Quality Mgt., Inc.
Project/Site: RVAAP (OH)

TestAmerica Job ID: 240-13474-1

Client Sample ID: FWGFWGMW-014-0094-GW
Date Collected: 07/24/12 16:09
Date Received: 07/25/12 07:30

Lab Sample ID: 240-13474-4
Matrix: Water

Method: 900.0 MOD - Gross Alpha/Beta EPA 900

Analyte	Result	Qualifier	Count Uncert. (2.000σ+/-)	Total Uncert. (2.000σ+/-)	MDC	Unit	Prepared	Analyzed	Dil Fac
Gross Alpha	1.5	U		2.7	4.7	pCi/L	08/07/12 00:00	08/12/12 21:04	1
Gross Beta	0.8	U		1.6	2.7	pCi/L	08/07/12 00:00	08/12/12 21:04	1

Method: 901.1 MOD - Gamma Cs-137 & Hits by EPA 901.1 MOD

Analyte	Result	Qualifier	Count Uncert. (2.000σ+/-)	Total Uncert. (2.000σ+/-)	MDC	Unit	Prepared	Analyzed	Dil Fac
Actinium 227 (assumes equilibrium w/ Th-227)	-1	U		38	67	pCi/L	08/01/12 00:00	08/22/12 11:36	1
Actinium 228	0.5	U		4.0	42	pCi/L	08/01/12 00:00	08/22/12 11:36	1
Bismuth 212	42	U		47	75	pCi/L	08/01/12 00:00	08/22/12 11:36	1
Bismuth 214	**36**			16	24	pCi/L	08/01/12 00:00	08/22/12 11:36	1
Cesium 137	3.5	U		5.8	9.9	pCi/L	08/01/12 00:00	08/22/12 11:36	1
Lead 210	80	U		140	210	pCi/L	08/01/12 00:00	08/22/12 11:36	1
Lead 212	-3	U		15	22	pCi/L	08/01/12 00:00	08/22/12 11:36	1
Lead 214	23	U		18	24	pCi/L	08/01/12 00:00	08/22/12 11:36	1
Potassium 40	-80	U		240	220	pCi/L	08/01/12 00:00	08/22/12 11:36	1
Protactinium 231	53	U		66	270	pCi/L	08/01/12 00:00	08/22/12 11:36	1
Radium (226)	**36**			16	24	pCi/L	08/01/12 00:00	08/22/12 11:36	1
Radium 228	0.5	U		4.0	42	pCi/L	08/01/12 00:00	08/22/12 11:36	1
Thallium 208	1.6	U		3.2	13	pCi/L	08/01/12 00:00	08/22/12 11:36	1
Thorium 234	49	U		76	210	pCi/L	08/01/12 00:00	08/22/12 11:36	1
Uranium 235	-1	U		1.9	61	pCi/L	08/01/12 00:00	08/22/12 11:36	1
Uranium 238	49	U		76	210	pCi/L	08/01/12 00:00	08/22/12 11:36	1

Client: Environmental Quality Mgt., Inc.
Project/Site: RVAAP (OH)

TestAmerica Job ID: 240-13474-2

Client Sample ID: FWGBKGMW-005-0068-GW
Date Collected: 07/24/12 14:19
Date Received: 07/25/12 07:30

Lab Sample ID: 240-13474-2
Matrix: Water

Method: 6020 - Inductively Coupled Plasma Mass Spectrometry(6020)

Analyte	Result	Qualifier	LOQ	DL	Unit	D	Prepared	Analyzed	Dil Fac
Thorium	0.70	B	2	0.55	ug/L		09/04/12 00:00	09/11/12 01:40	1
Uranium	0.45	B	1	0.23	ug/L		09/04/12 00:00	09/11/12 01:40	1

Method: 903.0 MOD - Total Alpha Radium EPA 903.0 MOD

Analyte	Result	Qualifier	Count Uncert. (2.000σ+/-)	Total Uncert. (2.000σ+/-)	DL	Unit	Prepared	Analyzed	Dil Fac
Radium (total)	0.149			0.095	0.12	pCi/L	09/04/12 00:00	09/09/12 20:27	1

Tracer	*%Yield*	*Qualifier*	*Limits*	*Prepared*	*Analyzed*	*Dil Fac*
Barium	*81*		*40 - 110*	*09/04/12 00:00*	*09/09/12 20:27*	*1*

Client: Environmental Quality Mgt., Inc.
Project/Site: RVAAP (OH)

TestAmerica Job ID: 240-13474-2

Client Sample ID: FWGFWGMW-014-0094-GW
Date Collected: 07/24/12 16:09
Date Received: 07/25/12 07:30

Lab Sample ID: 240-13474-4
Matrix: Water

Method: 6020 - Inductively Coupled Plasma Mass Spectrometry(6020)

Analyte	Result	Qualifier	LOQ	DL	Unit	D	Prepared	Analyzed	Dil Fac
Thorium	2	U	2	0.55	ug/L		09/04/12 00:00	09/11/12 02:15	1
Uranium	0.40	B	1	0.23	ug/L		09/04/12 00:00	09/11/12 02:15	1

Method: 903.0 MOD - Total Alpha Radium EPA 903.0 MOD

Analyte	Result	Qualifier	Count Uncert. (2.000σ+/-)	Total Uncert. (2.000σ+/-)	DL	Unit	Prepared	Analyzed	Dil Fac
Radium (total)	0.26			0.15	0.18	pCi/L	09/04/12 00:00	09/07/12 16:57	1

Tracer	*%Yield*	*Qualifier*	*Limits*	*Prepared*	*Analyzed*	*Dil Fac*
Barium	*89*		*40 - 110*	*09/04/12 00:00*	*09/07/12 16:57*	*1*

Appendix I

Ravenna, OH Data Review Checklist

Project Number: 030174.0016
Sample Event: July 2012
Data Reviewer/Date: Angye Dragotta/September 27, 2012

SDG: 240-13474-1
Analysis: EPA 901.1 Mod

Review Questions:	Yes	No	N/A	Comments	QUAL/Criteria
1. Did Chain-of-Custody information agree with laboratory report?	X				
2. Were samples preserved properly and received in good condition?	X				
3. Were holding times met?	X				
4. Were sample storage requirements met?	X				
Daily QC					
5 Was the peak energy checked to be within 2-3 σ at the beginning of the analytical sequence (low, mid and high energy)?	X				
6. Was the efficiency checked to be within 2-3 σ at the beginning of the analytical sequence (low, mid and high energy)?	X				
7. Was the FWHM for peak shape monitoring checked to be within 2-3 σ at the beginning of the analytical sequence (low, mid and high energy)?	X				
Sample Analysis					
8. Was a method blank prepared and analyzed with each batch?	X				
9. Were target analytes detected in the method blank >RL?		X			DoD QSM Table F-3 <5x = B
10. Was a field blank collected and analyzed?	X				
11. Were target analytes detected in the field blank analyses < RL?		X		Checked by ADR.	B
12. Was a lab duplicate analyzed? Were the RPDs ≤40% ?		X		The lab duplicate was analyzed on sample FWGEQUIPRINSE2-0155-GW. The duplicate RPD was above control limits of 40% for actinium 227 at 361%, actinium 228 at 194%, bismuth 214 at 76%, cesium 137 at 200%, lead 212 at 267%, lead 214 at 61%, potassium 40 at 151%, radium 226 at 76%, radium 228 at 194%, thallium 208 at 204%, thorium 234 at 524%, uranium 235 at 200% and uranium 238 at 524%. The actinium 227, actinium 228, bismuth 214, cesium 137, lead 212, lead 214, potassium 40, radium 226, radium 228, thallium 208, thorium 234, uranium and uranium 238 results for FWGEQUIPRinse2-0155-GW, FWGBKGmw-005-0068-GW, FWGBKGmw-DUP1-0139-GW and FWGFWGmw-014-0094-GW were qualified as estimated, "J/UJ".	J/UJ
13. Was a field duplicate analyzed? Were the RPDs <40%?	X				J/UJ

Ravenna, OH Data Review Checklist

Project Number: 030174.0016
Sample Event: July 2012
Data Reviewer/Date: Angye Dragotta/September 27, 2012

SDG: 240-13474-1
Analysis: EPA 901.1 Mod

Review Questions:	Yes	No	N/A	Comments	QUAL/Criteria
14. Was an LCS prepared and analyzed with each batch?	X				
15. Were the LCS recoveries within laboratory limits?	X			Checked by ADR.	>UL=J; <LL=J/UJ

References:
DoD Quality Systems Manual (QSM), version 4.1, October 2010

Louisville DoD Quality Systems Manual Supplement (LS), Version 1 March 2007

Final Facility Wide Groundwater Monitoring Program, RVAAP-66 Facility Wide Groundwater Quality Assurance Project Plan (QAPP) Addendum for the Ravenna Army Ammunition Plant, Ravenna, OH, Environmental Quality Management, January 2012

Final Facility Wide Quality Assurance Project Plan for Environmental Investigations Groundwater for the Ravenna Army Ammunition Plant, Ravenna, OH, SAIC, February 2011

Additional Comments:

Ravenna, OH Data Review Checklist

Project Number: 030174.0016
Sample Event: July 2012
Data Reviewer/Date: Angye Dragotta/September 27, 2012

SDG: 240-13474
Analysis: EPA 900

Review Questions:	Yes	No	N/A	Comments	QUAL/Criteria
1. Did Chain-of-Custody information agree with laboratory report?	X				
2. Were samples preserved properly and received in good condition?	X				
3. Were holding times met?	X				
4. Were sample storage requirements met?	X				
5.Calibration					
5a. Does the initial calibration curve consist of 7 mass attenuated calibration standards, with each point having at least 10,000 counts within 90 minutes?	X				R
5e. Was a second source verification (ICV) with individual points within 30% of the true value?	X				J/UJ
5f. Was the mean result of all masses across each detector <10%	X				J/UJ
Continuing Calibration					
6. Was a background check performed prior to daily analysis?	X				J/UJ
Sample Analysis					
7. Was a method blank prepared and analyzed with each batch?	X				
8. Were target analytes detected in the method blank >RL?		X			DoD QSM Table F-3 <5x = B
9. Was a field blank collected and analyzed?	X				
10. Were target analytes detected in the field blank analyses < RL?				Checked by ADR.	B
11. Was a field duplicate analyzed? Were the RPDs <40%?	X				J/UJ
12. Was an LCS prepared and analyzed with each batch?	X				
13. Were the LCS recoveries within laboratory limits?	X			Checked by ADR.	>UL=J; <LL=J/UJ
14. Was an matrix spike and matrix spike duplicate prepared and analyzed with each batch?	X				
15. Were the MS/MSD recoveries within laboratory limits?	X			Checked by ADR.	>UL=J; <LL=J/UJ

References:
DoD Quality Systems Manual (QSM), version 4.1, October 2010

Ravenna, OH Data Review Checklist

Project Number: 030174.0016
Sample Event: July 2012
Data Reviewer/Date: Angye Dragotta/September 27, 2012

SDG: 240-13474
Analysis: EPA 900

Louisville DoD Quality Systems Manual Supplement (LS), Version 1 March 2007

Final Facility Wide Groundwater Monitoring Program, RVAAP-66 Facility Wide Groundwater Quality Assurance Project Plan (QAPP) Addendum for the Ravenna Army Ammunition Plant, Ravenna, OH, Environmental Quality Management, January 2012

Final Facility Wide Quality Assurance Project Plan for Environmental Investigations Groundwater for the Ravenna Army Ammunition Plant, Ravenna, OH, SAIC, February 2011

Additional Comments:

Ravenna, OH Data Review Checklist

Project Number: 030174.0016
Sample Event: July 2012
Data Reviewer/Date: Angye Dragotta/September 28, 2012

SDG: 240-13474
Analysis: EPA 900

Review Questions:	Yes	No	N/A	Comments	QUAL/Criteria
1. Did Chain-of-Custody information agree with laboratory report?	X				
2. Were samples preserved properly and received in good condition?	X				
3. Were holding times met?	X				
4. Were sample storage requirements met?	X				
5.Calibration					
5a. Does the initial calibration curve consist of 7 mass attenuated calibration standards, with each point having at least 10,000 counts within 90 minutes?	X				R
5e. Was a second source verification (ICV) with individual points within 30% of the true value?	X				J/UJ
5f. Was the mean result of all masses across each detector <10%	X				J/UJ
Continuing Calibration					
6. Was a background check performed prior to daily analysis?	X				J/UJ
Sample Analysis					
7. Was a method blank prepared and analyzed with each batch?	X				
8. Were target analytes detected in the method blank >RL?		X			DoD QSM Table F-3 <5x = B
9. Was a field blank collected and analyzed?	X				
10. Were target analytes detected in the field blank analyses < RL?				Checked by ADR.	B
11. Was a field duplicate analyzed? Were the RPDs <40%?	X				J/UJ
12. Was an LCS prepared and analyzed with each batch?	X				
13. Were the LCS recoveries within laboratory limits?	X			Checked by ADR.	>UL=J; <LL=J/UJ
14. Was an matrix spike and matrix spike duplicate prepared and analyzed with each batch?			X	Not enough sample for spike analysis.	
15. Were the MS/MSD recoveries within laboratory limits?			X		>UL=J; <LL=J/UJ

References:
DoD Quality Systems Manual (QSM), version 4.1, October 2010

Ravenna, OH Data Review Checklist

Project Number: 030174.0016
Sample Event: July 2012
Data Reviewer/Date: Angye Dragotta/September 28, 2012

SDG: 240-13474
Analysis: EPA 900

Louisville DoD Quality Systems Manual Supplement (LS), Version 1 March 2007

Final Facility Wide Groundwater Monitoring Program, RVAAP-66 Facility Wide Groundwater Quality Assurance Project Plan (QAPP) Addendum for the Ravenna Army Ammunition Plant, Ravenna, OH, Environmental Quality Management, January 2012

Final Facility Wide Quality Assurance Project Plan for Environmental Investigations Groundwater for the Ravenna Army Ammunition Plant, Ravenna, OH, SAIC, February 2011

Additional Comments:

Ravenna, OH Data Review Checklist

Project Number: 030174.0016
Sample Event: July 2012
Data Reviewer/Date: Angye Dragotta/ September 28, 2012

SDG: 240-1374-1
Analysis: SW846 6020

Review Questions:	Yes	No	N/A	Comments	Qual/Criteria
1. Did Chain-of-Custody information agree with laboratory report?	X				
2. Were samples preserved properly and received in good condition?	X			.	QAPP Table 5-1, NELAC
3. Were holding times met?	X				QAPP Table *5-1* J/UJ/R
4. Were sample storage requirements met?	X				QAPP Table *5-1*
5. Were all QAPP-specified target analytes reported?	X				QAPP Table 4-1
6. Was a LOD Verification performed once per quarter with all target analytes detected?	X				DoD QSM Table F-8
7. Tuning (ICP MS Only)					
7a. Was a tune performed daily prior to calibration	X				DoD QSM Table F-8 R
7b. Mass Calibration <0.1 amu from true value	X				
7c. Resolution <0.9 amu full width at 10 % peak height	X				
7d. RSD <%5 for a minimum of four replicate analyses	X				
8.Calibration	X				
8a. Was the ICAL performed daily with at least	X				DoD QSM Tables F-8 and F-7
2 standards and a blank for ICP MS	X				
8b. Was the correlation coefficient r≥0.995 for each analyte?	X				DoD QSM Tables F-8 and F-7 r<0.995=J/R
8c. Was the ICV (second source verification) analyzed after the ICAL with results 90-110% of the true value?	X				DoD QSM Tables F-8 and F-7
8d. Was the ICB analyzed after the ICV with detected results <1/2 the MRL?	X				DoD QSM Tables F-8 and F-7 < 5x = U
Sample Analysis					
9. Was a MRL Level Verification performed at the beginning of the daily sequence and end of the analytical sequence bracketing samples? Were results 70-130%?		X		Only an opening MRL check was analyzed. Sample results were qualified as estimated, "J/UJ".	LS to the DoD QSM DoD QSM Table G-18 >130%=J; 70-80%=J/UJ; <70%=J/UJ <65%=R

Ravenna, OH Data Review Checklist

Project Number: 030174.0016
Sample Event: July 2012
Data Reviewer/Date: Angye Dragotta/ September 28, 2012

SDG: 240-1374-1
Analysis: SW846 6020

Review Questions:	Yes	No	N/A	Comments	Qual/Criteria
10. Were CCVs analyzed every 10 samples and at the end of the analytical sequence with results 90-110% of the true value?	X				DoD QSM Tables F-8 and F-7 >110%=J, <85%=J/R 90-85%=J/UJ;
11. Were the CCBs run every 10 samples and at the end of the analytical sequence? Were results <1/2 the MRL?	X				DoD QSM Tables F-8 and F-7 <5x = U
12. Was an Interelement Check Standard run at the beginning of the analytical sequence and every 12 hours with the ICS recovery within 80 to 120% of true value for each element of interest (ICP and ICPMS only)?	X				DoD QSM Tables F-8 and F-7 >120%=J; 50-79%=J/UJ; <50%=Pj/R
13. Was a method blank prepared and analyzed with each batch?	X				DoD QSM Tables F-8 and F-7
14. Were target analytes <1/2 the MRL in the method blank?	X				DoD QSM Tables F-8 and F-7 <5x = B
15. Was a field blank collected and analyzed?	X			A field blank was collected but not requested for analysis.	
16. Were target analytes reported in the field blank analyses >1/2 the MRL?			X	ADR checked section	DoD QSM Tables F-8 and F-7
17. Was a LCS prepared and analyzed with each batch?	X				DoD QSM Tables F-8 and F-7
18. Were the LCS recoveries within limits specified in LCG Appendix C?	X			Checked by ADR.	DoD QSM Tables G-18, F-8 and F-7 >120%=J; 70-79%=J/UJ; <70%=J/R
19. Was a matrix spike (MS) and lab duplicate sample prepared with each batch?	X				DoD QSM Tables F-8 and F-7
20. Was the MS and Lab Duplicate parent a Ravenna sample?	X				
21. Were the MS recoveries within 80-120%?	X				DoD QSM Tables G-18, F-8 and F-7 >120%=J; 70-79%=J/UJ; <70%=J/R All samples in batch

Ravenna, OH Data Review Checklist

Project Number: 030174.0016
Sample Event: July 2012
Data Reviewer/Date: Angye Dragotta/ September 28, 2012

SDG: 240-1374-1
Analysis: SW846 6020

Review Questions:	Yes	No	N/A	Comments	Qual/Criteria
22. Was the lab sample duplicate RPD ≤ 20%?	X			Checked by ADR.	DoD QSM Tables F-8 and F-7 >20% = J All samples in batch
23. Was a serial dilution performed, with the five fold dilution within ± 10% of the original result?			X	No detected results above the RL.	DoD QSM Tables F-8 and F-7 >20% = J All samples in batch
24. Was a Post Digestion Spike analyzed as needed? Were results within 75-125%?			X	Post spike not required as the MS/MSD recovered within control limits.	LCG Table 7 >125%=J; 30-75%=J/UJ; <30%=R
25. Was a field duplicate analyzed? Were the RPDs ± 50% for sample results detected above the LOD?	X			A field duplicate was collected but not requested for analysis.	QAPP Table 3-2 >30% = J parent sample only
26. Were internal standards added to all ICPMS samples with intensity within 30-120% of the intensity of the ICAL internal standard?	X				DoD QSM Table F-8 >120%=J/R <20%=J

References:

- *DoD Quality Systems Manual (QSM), version 4.1, October 2010*
- *Louisville DoD Quality Systems Manual Supplement (LS), Version 1 March 2007*
- *Final Facility Wide Groundwater Monitoring Program, RVAAP-66 Facility Wide Groundwater Quality Assurance Project Plan (QAPP) Addendum for the Ravenna Army Ammunition Plant, Ravenna, OH, Environmental Quality Management, January 2012*
- *Final Facility Wide Quality Assurance Project Plan for Environmental Investigations Groundwater for the Ravenna Army Ammunition Plant, Ravenna, OH, SAIC, February 2011*

Appendix II

Overall Qualified Results

Analytical Method	Field Sample ID	Matrix	Sample Type	Analyte	RL	Lab Result	Unc / Error	Overall Qualifier	Units	Reason Code
SDG: 240-13474-1										
901.1 MOD	FWGBKGMW-005-0068-GW	AQ	N							
				Actimium 227 (assumes equilibrium w/ Th-227)		-27U	45	UJ	pCi/L	Ld
				Actinium 228		9U	17	UJ	pCi/L	Ld
				Bismuth 214		2U	13	UJ	pCi/L	Ld
				Cesium 137		-0.8U	6.1	UJ	pCi/L	Ld
				Lead 212		12U	12	UJ	pCi/L	Ld
				Lead 214		-7U	29	UJ	pCi/L	Ld
				Potassium 40		-80U	5500	UJ	pCi/L	Ld
				Radium (226)		2U	13	UJ	pCi/L	Ld
				Radium 228		9U	17	UJ	pCi/L	Ld
				Thallium 208		1.3U	1.4	UJ	pCi/L	Ld
				Thorium 234		38U	61	UJ	pCi/L	Ld
				Uranium 235		27U	30	UJ	pCi/L	Ld
				Uranium 238		38U	61	UJ	pCi/L	Ld
901.1 MOD	FWGBKGMW-DUP1-0139-GW	AQ	FD							
				Actimium 227 (assumes equilibrium w/ Th-227)		7U	26	UJ	pCi/L	Ld
				Actinium 228		-6U	21	UJ	pCi/L	Ld
				Bismuth 214		17U	13	UJ	pCi/L	Ld
				Cesium 137		-1.4U	6.2	UJ	pCi/L	Ld
				Lead 212		4.5U	8.2	UJ	pCi/L	Ld
				Lead 214		-2.0U	6.4	UJ	pCi/L	Ld
				Potassium 40		-70U	2800	UJ	pCi/L	Ld
				Radium (226)		17U	13	UJ	pCi/L	Ld
				Radium 228		-6U	21	UJ	pCi/L	Ld
				Thallium 208		-3U	28	UJ	pCi/L	Ld
				Thorium 234		28U	48	UJ	pCi/L	Ld
				Uranium 235		13U	30	UJ	pCi/L	Ld
				Uranium 238		28U	48	UJ	pCi/L	Ld

N = Normal Sample *TB = Trip Blank*
FD = Field Duplicate *FB = Field Blank*

Overall Qualified Results

Analytical Method	Field Sample ID	Matrix	Sample Type	Analyte	RL	Lab Result	Unc / Error	Overall Qualifier	Units	Reason Code
SDG: 240-13474-1										
901.1 MOD	FWGEQUIPRINSE2-0155-GW	AQ	EB							
				Actimium 227 (assumes equilibrium w/ Th-227)		-1.5U	1.9	UJ	pCi/L	Ld
				Actinium 228		7U	21	UJ	pCi/L	Ld
				Bismuth 214		22U	20	UJ	pCi/L	Ld
				Cesium 137		0.0U	5.1	UJ	pCi/L	Ld
				Lead 212		-1U	13	UJ	pCi/L	Ld
				Lead 214		23U	15	UJ	pCi/L	Ld
				Potassium 40		-200U	6800	UJ	pCi/L	Ld
				Radium (226)		22U	20	UJ	pCi/L	Ld
				Radium 228		7U	21	UJ	pCi/L	Ld
				Thallium 208		0.28U	0.67	UJ	pCi/L	Ld
				Thorium 234		-40U	200	UJ	pCi/L	Ld
				Uranium 235		0.0U	28	UJ	pCi/L	Ld
				Uranium 238		-40U	200	UJ	pCi/L	Ld
901.1 MOD	FWGFWGMW-014-0094-GW	AQ	N							
				Actimium 227 (assumes equilibrium w/ Th-227)		-1U	38	UJ	pCi/L	Ld
				Actinium 228		0.5U	4.0	UJ	pCi/L	Ld
				Bismuth 214		36	16	J	pCi/L	Ld
				Cesium 137		3.5U	5.8	UJ	pCi/L	Ld
				Lead 212		-3U	15	UJ	pCi/L	Ld
				Lead 214		23U	18	UJ	pCi/L	Ld
				Potassium 40		-80U	240	UJ	pCi/L	Ld
				Radium (226)		36	16	J	pCi/L	Ld
				Radium 228		0.5U	4.0	UJ	pCi/L	Ld
				Thallium 208		1.6U	3.2	UJ	pCi/L	Ld
				Thorium 234		49U	76	UJ	pCi/L	Ld
				Uranium 235		-1U	1.9	UJ	pCi/L	Ld
				Uranium 238		49U	76	UJ	pCi/L	Ld

N = Normal Sample *TB = Trip Blank*
FD = Field Duplicate *FB = Field Blank*

Overall Qualified Results

Analytical Method	Field Sample ID	Matrix	Sample Type	Analyte	RL	Lab Result	Unc / Error	Overall Qualifier	Units	Reason Code
SDG: 240-13474-										
6020	FWGBKGMW-005-0068-GW	AQ	N							
				Thorium	2	0.70B		J	ug/L	RI, ProfJu
				Uranium	1	0.45B		J	ug/L	RI, ProfJu
6020	FWGFWGMW-014-0094-GW	AQ	N							
				Thorium	2	0.55U		UJ	ug/L	ProfJudg
				Uranium	1	0.40B		J	ug/L	RI, ProfJu
903.0 MOD	FWGBKGMW-005-0068-GW	AQ	N							
				Radium (total)	1.00	0.149	0.095	J	pCi/L	RI
903.0 MOD	FWGFWGMW-014-0094-GW	AQ	N							
				Radium (total)	1.00	0.26	0.15	J	pCi/L	RI

N = Normal Sample *TB = Trip Blank*
FD = Field Duplicate *FB = Field Blank*

Data Qualifier Summary

Lab Reporting Batch ID: 240-13474-1 **Laboratory: TA CAN**

EDD Filename: Prep240-13474-1A1A1 **eQAPP Name: RVAAP Rad**

Method Category: RADCHEM

Method: 901.1 MOD **Matrix:** AQ

Sample ID: FWGBKGMW-005-0068-GW **Collected:** 7/24/2012 2:19:00 **Analysis Type:** RES **Dilution:** 1

Analyte	Lab Result	Lab Qual	DL	DL Type	RL	RL Type	Units	Data Review Qual	Reason Code
Actimium 227 (assumes equilibrium w/ Th-227)	-27	U	75	MDL	_	LOD	pCi/L	UJ	Ld
Actinium 228	9	U	35	MDL	_	LOD	pCi/L	UJ	Ld
Bismuth 214	2	U	26	MDL	_	LOD	pCi/L	UJ	Ld
Cesium 137	-0.8	U	11	MDL	_	LOD	pCi/L	UJ	Ld
Lead 212	12	U	19	MDL	_	LOD	pCi/L	UJ	Ld
Lead 214	-7	U	23	MDL	_	LOD	pCi/L	UJ	Ld
Potassium 40	-80	U	200	MDL	_	LOD	pCi/L	UJ	Ld
Radium (226)	2	U	26	MDL	_	LOD	pCi/L	UJ	Ld
Radium 228	9	U	35	MDL	_	LOD	pCi/L	UJ	Ld
Thallium 208	1.3	U	12	MDL	_	LOD	pCi/L	UJ	Ld
Thorium 234	38	U	180	MDL	_	LOD	pCi/L	UJ	Ld
Uranium 235	27	U	47	MDL	_	LOD	pCi/L	UJ	Ld
Uranium 238	38	U	180	MDL	_	LOD	pCi/L	UJ	Ld

Sample ID: FWGBKGMW-DUP1-0139-GW **Collected:** 7/24/2012 2:49:00 **Analysis Type:** RES **Dilution:** 1

Analyte	Lab Result	Lab Qual	DL	DL Type	RL	RL Type	Units	Data Review Qual	Reason Code
Actimium 227 (assumes equilibrium w/ Th-227)	7	U	45	MDL	_	LOD	pCi/L	UJ	Ld
Actinium 228	-6	U	39	MDL	_	LOD	pCi/L	UJ	Ld
Bismuth 214	17	U	21	MDL	_	LOD	pCi/L	UJ	Ld
Cesium 137	-1.4	U	11	MDL	_	LOD	pCi/L	UJ	Ld
Lead 212	4.5	U	17	MDL	_	LOD	pCi/L	UJ	Ld
Lead 214	-2.0	U	27	MDL	_	LOD	pCi/L	UJ	Ld
Potassium 40	-70	U	100	MDL	_	LOD	pCi/L	UJ	Ld
Radium (226)	17	U	21	MDL	_	LOD	pCi/L	UJ	Ld
Radium 228	-6	U	39	MDL	_	LOD	pCi/L	UJ	Ld
Thallium 208	-3	U	14	MDL	_	LOD	pCi/L	UJ	Ld
Thorium 234	28	U	180	MDL	_	LOD	pCi/L	UJ	Ld
Uranium 235	13	U	52	MDL	_	LOD	pCi/L	UJ	Ld
Uranium 238	28	U	180	MDL	_	LOD	pCi/L	UJ	Ld

* denotes a non-reportable result

Project Name and Number: 030174.0016.0001.9.1 - RVAAP 66 (OH)

Data Qualifier Summary

Lab Reporting Batch ID: 240-13474-1 **Laboratory: TA CAN**

EDD Filename: Prep240-13474-1A1A1 **eQAPP Name: RVAAP Rad**

Method Category: RADCHEM

Method: 901.1 MOD **Matrix:** AQ

Sample ID: FWGEQUIPRINSE2-0155-GW **Collected:** 7/24/2012 12:08:00 **Analysis Type:** RES **Dilution:** 1

Analyte	Lab Result	Lab Qual	DL	DL Type	RL	RL Type	Units	Data Review Qual	Reason Code
Actimium 227 (assumes equilibrium w/ Th-227)	-1.5	U	74	MDL	_	LOD	pCi/L	UJ	Ld
Actinium 228	7	U	43	MDL	_	LOD	pCi/L	UJ	Ld
Bismuth 214	22	U	28	MDL	_	LOD	pCi/L	UJ	Ld
Cesium 137	0.0	U	11	MDL	_	LOD	pCi/L	UJ	Ld
Lead 212	-1	U	23	MDL	_	LOD	pCi/L	UJ	Ld
Lead 214	23	U	23	MDL	_	LOD	pCi/L	UJ	Ld
Potassium 40	-200	U	200	MDL	_	LOD	pCi/L	UJ	Ld
Radium (226)	22	U	28	MDL	_	LOD	pCi/L	UJ	Ld
Radium 228	7	U	43	MDL	_	LOD	pCi/L	UJ	Ld
Thallium 208	0.28	U	14	MDL	_	LOD	pCi/L	UJ	Ld
Thorium 234	-40	U	250	MDL	_	LOD	pCi/L	UJ	Ld
Uranium 235	0.0	U	65	MDL	_	LOD	pCi/L	UJ	Ld
Uranium 238	-40	U	250	MDL	_	LOD	pCi/L	UJ	Ld

Sample ID: FWGFWGMW-014-0094-GW **Collected:** 7/24/2012 4:09:00 **Analysis Type:** RES **Dilution:** 1

Analyte	Lab Result	Lab Qual	DL	DL Type	RL	RL Type	Units	Data Review Qual	Reason Code
Actimium 227 (assumes equilibrium w/ Th-227)	-1	U	67	MDL	_	LOD	pCi/L	UJ	Ld
Actinium 228	0.5	U	42	MDL	_	LOD	pCi/L	UJ	Ld
Bismuth 214	36		24	MDL	_	LOD	pCi/L	J	Ld
Cesium 137	3.5	U	9.9	MDL	_	LOD	pCi/L	UJ	Ld
Lead 212	-3	U	22	MDL	_	LOD	pCi/L	UJ	Ld
Lead 214	23	U	24	MDL	_	LOD	pCi/L	UJ	Ld
Potassium 40	-80	U	220	MDL	_	LOD	pCi/L	UJ	Ld
Radium (226)	36		24	MDL	_	LOD	pCi/L	J	Ld
Radium 228	0.5	U	42	MDL	_	LOD	pCi/L	UJ	Ld
Thallium 208	1.6	U	13	MDL	_	LOD	pCi/L	UJ	Ld
Thorium 234	49	U	210	MDL	_	LOD	pCi/L	UJ	Ld
Uranium 235	-1	U	61	MDL	_	LOD	pCi/L	UJ	Ld
Uranium 238	49	U	210	MDL	_	LOD	pCi/L	UJ	Ld

* denotes a non-reportable result

Project Name and Number: 030174.0016.0001.9.1 - RVAAP 66 (OH)

Data Qualifier Summary

Lab Reporting Batch ID: 240-13474-1 **Laboratory: TA CAN**

EDD Filename: Prep240-13474-1A1A1 **eQAPP Name: RVAAP Rad**

* denotes a non-reportable result

Project Name and Number: 030174.0016.0001.9.1 - RVAAP 66 (OH)

Data Qualifier Summary

Lab Reporting Batch ID: 240-13474-1 | **Laboratory: TA CAN**

EDD Filename: Prep240-13474-1A1A1 | **eQAPP Name: RVAAP Rad**

Reason Code Legend

Reason Code	*Description*
Ld	Laboratory Duplicate Precision

* denotes a non-reportable result

Project Name and Number: 030174.0016.0001.9.1 - RVAAP 66 (OH)

Data Qualifier Summary

Lab Reporting Batch ID: 240-13474- **Laboratory: TA CAN**

EDD Filename: Prep240-13474-radium rev **eQAPP Name: RVAAP Rad sept 25**

Method Category: METALS

Method: 6020 **Matrix: AQ**

Sample ID: FWGBKGMW-005-0068-GW **Collected:** 7/24/2012 2:19:00 **Analysis Type:** RES/TOT **Dilution:** 1

Analyte	Lab Result	Lab Qual	DL	DL Type	RL	RL Type	Units	Data Review Qual	Reason Code
THORIUM	0.70	B	0.55	MDL	2	MRL	ug/L	J	RI, ProfJudg
URANIUM	0.45	B	0.23	MDL	1	MRL	ug/L	J	RI, ProfJudg

Sample ID: FWGFWGMW-014-0094-GW **Collected:** 7/24/2012 4:09:00 **Analysis Type:** RES/TOT **Dilution:** 1

Analyte	Lab Result	Lab Qual	DL	DL Type	RL	RL Type	Units	Data Review Qual	Reason Code
THORIUM	0.55	U	0.55	MDL	2	MRL	ug/L	UJ	ProfJudg
URANIUM	0.40	B	0.23	MDL	1	MRL	ug/L	J	RI, ProfJudg

Method Category: RADCHEM

Method: 903.0 MOD **Matrix: AQ**

Sample ID: FWGBKGMW-005-0068-GW **Collected:** 7/24/2012 2:19:00 **Analysis Type:** RES **Dilution:** 1

Analyte	Lab Result	Lab Qual	DL	DL Type	RL	RL Type	Units	Data Review Qual	Reason Code
Radium (total)	0.149		0.12	MDL	1.00	MRL	pCi/L	J	RI

Sample ID: FWGFWGMW-014-0094-GW **Collected:** 7/24/2012 4:09:00 **Analysis Type:** RES **Dilution:** 1

Analyte	Lab Result	Lab Qual	DL	DL Type	RL	RL Type	Units	Data Review Qual	Reason Code
Radium (total)	0.26		0.18	MDL	1.00	MRL	pCi/L	J	RI

* denotes a non-reportable result

Project Name and Number: 240-13474-1 - Radiological Testing

Data Qualifier Summary

Lab Reporting Batch ID: 240-13474- **Laboratory: TA CAN**

EDD Filename: Prep240-13474-radium rev **eQAPP Name: RVAAP Rad sept 25**

Reason Code Legend

Reason Code	*Description*
ProfJudg	Professional Judgment
RI	Reporting Limit Trace Value

* denotes a non-reportable result

Project Name and Number: 240-13474-1 - Radiological Testing

Data Verification Summary

Site: Ravenna Army Ammunition Plant
Sampling Event: July 2012
Sample Delivery Group: 240-13441

Date: February 5, 2013
Revision: 2

Data Reviewer: Angye Dragotta /Environmental Quality Management, Inc. (EQM, Inc.)

QA/QC Summary

On July 23, 2012 the following samples were collected from groundwater-monitoring wells at Ravenna Army Ammunition Plant and analyzed as part of SDG 240-13441. Sample data analysis was performed by Test America, North Canton with the exception of the analytical for methods 8330, M8330, 353.2 and TALSOPWS-WC-0050. Methods 8330, M8330, 353.2 and TALSOPWS-WC-0050 were analyzed by Test America, West Sacramento.

		SVOC by EPA 8270									Metals[4]		
Sample ID	VOC by EPA8260	SVOC 1	SVOC 1&2	SVOC 1&3	SVOC1&2&3	SVOC 4 (full list)	Pesticides by EPA 8081	PCBs by EPA 8082	Explosives/Propellants by EPA 8330, Mod. 8330 and TALSOPWS-WC-0050	Cyanide EPA 9012	Mercury by 7470A	EPA 6010B	EPA 6020
FWGEBGmw-125C-0079-GW/GF		x									x	x	x
FWGEBGmw-131-0080-GW/GF	x					x	x	x	x	x	x	x	x
FWGFWGmw-010-0090-GW/GF	x					x	x	x	x	x	x	x	x
FWGFWGmw-011-0091-GW/GF	x					x	x	x	x	x	x	x	x
FWGFWGmw-012-0092-GW/GF	x					x	x	x	x	x	x	x	x
FWGLL1mw-064C-0109-GW/GF	x	x					x		x		x	x	x
FWGLL1mw-065C-0110-GW/GF	x	x					x		x		x	x	x
FWGLL1mw-086-0111-GW/GF	x					x	x	x	x	x	x	x	x
FWGLL1mw-087-0112-GW/GF	x					x	x	x	x	x	x	x	x
FWGLL2mw-059C-0113-GW/GF	x		x				x	x	x		x	x	x
FWGLL2mw-265C-0114-GW/GF	x		x				x	x	x		x	x	x
FWGLL3mw-244-0117-GW/GF	x					x	x	x	x	x	x	x	x
FWGLL4mw-199C-0119-GW/GF	x	x					x		x		x	x	x
FWGLL4mw-201-0120-GW/GF	x					x	x	x	x	x	x	x	x
FWGLL12mw-182C-0101-GW		x											
FWGLL12mw-182ss-0102-GW		x											
FWGRQLmw-007C-0127-GW/GF	x					x	x	x	x	x	x	x	x
FWGRQLmw-008C-0128-GW/GF	x					x	x	x	x	x	x	x	x
FWGRQLmw-009C-0129-GW/GF	x					x	x	x	x	x	x	x	x
FWGRQLmw-DUP7-0145-GW/GF	x					x	x	x	x	x	x	x	x
FWGSCFmw-004-0131-GW/GF	x		x				x	x	x		x	x	x
FWGEQUIPRinse1-0154-GW	x					x	x	x	x	x	x	x	x

Notes:

1) All metals samples with the exception of FWGEQUIPRinse1-0154-GW were field filtered.
2) FWGTEAM1-Trip, FWGTEAM2-Trip, FWGTEAM3-Trip, FWGTEAM1-Trip were analyzed for VOC by EPA 8260B.
3) SVOC1= Nitroaromatics and phthalates, SVOC2=Phenols, SVOC3=PAH and SVOC4= Full SVOC List
4) EPA 6020 metals include aluminum, antimony, beryllium, cadmium, iron, sodium, thallium and zinc. EPA 6010B metals include arsenic, chromium, cobalt, lead, selenium, silver, vanadium, barium, calcium, copper, magnesium, manganese, nickel and potassium.

Data Verification Summary

Site: Ravenna Army Ammunition Plant
Sampling Event: July 2012 **Date:** February 5, 2013
Sample Delivery Group: 240-13441 **Revision:** 2

The data presented in this report were evaluated according to the *Final Facility Wide Groundwater Monitoring Program, RVAAP-66 Facility Wide Groundwater Quality Assurance Project Plan (QAPP) Addendum for the Ravenna Army Ammunition Plant, Ravenna, OH, Environmental Quality Management, January, 2012.* The following documents were used as needed to supplement the project documentation: The United States Department of Defense (DoD) Quality Services Manual (QSM) for Environmental Laboratories, Version 4.1, and the United States Army Corps of Engineers (USACE), Louisville District Quality Systems Manual Supplement (LS), *EPA National Functional Guidelines (NFG) for Organic Data Review, EPA-540/R-08-01, June 2008, NFG for Inorganic Data Review, EPA-540/R-04-004, October 2004*, Analytical Methods, and Laboratory Standard Operating Procedures. The QC criteria provided in the reference documents represent accuracy and precision performance goals for each analytical method. QC criteria reviewed for each method are listed below, along with any outliers.

All analytical results have been verified against compliance requirements specified in the project QAP, QSM, LS, associated analytical methods and/or SOPs, as appropriate, and reported by the laboratory as directed by the DoD QSM.

Per the DoD QSM, the laboratory data is reported as follows: Non detected results (< DL) were reported at the LOD with a "U" flag. Detected results between the DL and LOQ were reported as estimated, qualified with a "J" flag.

LOD - An estimate of the minimum amount of a substance that an analytical process can reliably detect.

LOQ - The lowest concentration that produces a quantitative result within specified limits of precision and bias.

DL- The smallest analyte concentration that can be demonstrated to be different from zero or a blank concentration at the 99% level of confidence.

Checklists used in review of the data have been presented in Appendix 1. Outliers have been noted below and results requiring qualification, as a result of this verification process, have been summarized in Appendix 2.

The completeness objective for the project was 90%. The completeness objective was met for this SDG, 100%. Limitations, if any, on the data are indicated with qualifiers detailed below.

The cooler temperatures were documented as being acceptable upon receipt at the North Canton Laboratory. FWGLL2mw-265c-0114-GW/GF listed on the COC. Laboratory reported as FWGLL2-265c-0114-GW/GF.

VOAs - 8260B

The following QC criteria were reviewed with acceptable results, except as noted below:

- Holding times, preservation, sample handling
- Tuning criteria
- Initial Calibration Criteria including SPCC and CCC compounds
- ICV/CCV criteria
- Internal standard area counts and retention times
- LOD and MRL verification criteria
- Method/Field/Trip blank Criteria
- Surrogate recoveries
- Field duplicate RPD criteria
- Laboratory Control Sample criteria
- Matrix Spike Recovery Criteria and RPD

MRL Recovery

A3UX15–7/30/12- Opening MRL analyzed @ 1016 recovered above control limits of 70-130% for cis-1,3-dicloropropene at 171%, methylene chloride at 220% and trans-1,3-dichloropropene at 152%. The closing MRL analyzed at 2025 recovered above control limits of 70-130% for cis-1,3-dicloropropene at 151% and trans-1,3-

dichloropropene at 138%. No qualifications were made as there were no detected concentrations reported for these targets in the bracketed field samples.

A3UX11–8/1/12- Opening MRL analyzed @ 1226 recovered above control limits of 70-130% for methylene chloride at 165% and below control limits for chloroethane at 68%. The closing MRL analyzed at 2240 recovered above control limits of 70-130% for bromomethane at 171%, chloroethane at 185% and methylene chloride at 157% and below control limits for acetone at 30%. An MDL check was analyzed following the closing MRL check with detected acetone results. The acetone results and chloroethane results for sample FWGFWGmw-012-0092-GW were qualified as estimated, "UJ". No additional qualifications were required as there were no detected concentrations reported for the bracketed field samples.

A3UX11–7/31/12- Opening MRL analyzed @ 1117 recovered above control limits of 70-130% for methylene chloride at 145% and chloroethane at 162%. The closing MRL analyzed at 2115 recovered above control limits of 70-130% for chloroethane at 148% and methylene chloride at 146%. The methylene chloride results for samples FWGTeam3-Trip and FWGTeam4-Trip were qualified as estimated, "J".

ICV
A3UX11 6/19/12 @ 2044- The chloroethane ICV had a %D above control limits of 20% at 25.7%. No qualifications were required as there were no detected chloroethane results reported for the bracketed samples.

CCV
A3UX15 7/30/12 @ 0953- The %D for the following analytes were above control limits of 20% D; methylene chloride at 64.2%, carbon disulfide at 23.8% and bromodichloromethane at 25.6%. No qualifications were required as there were no detected methylene chloride, carbon disulfide or bromodichloromethane results reported for the samples associated with this CCV.

A3UX11 8/1/12 @ 1203- The %D for the following analytes were above control limits of 20% D; bromomethane at 20.7%, acetone at 41.6% and methylene chloride at 22.7%. No qualifications were required as there were no detected methylene chloride, acetone or bromomethane results reported for the samples associated with this CCV.

A3UX11 7/27/12 @ 1054- The %D for the following analytes were above control limits of 20% D; bromomethane at 34.2% and chloroethane at 47.5%. No qualifications were required as there were no detected or chloroethane results reported for the samples associated with this CCV.

Blanks
Methylene chloride was detected in the method blank analyzed 7/30/12 at 0.852ug/L and on 8/1/12 at 0.53ug/L. No qualifications were made as there were no detected methylene chloride concentrations reported for the associated field samples.

Acetone was detected in FWGTEAM2-TRIP at 1.1ug/l and FWGTEAM4-TRIP had acetone detected at 8.8ug/L and methylene chloride at 0.6ug/L. Acetone was detected FWGEQUIPRinse1-0154-GW at 7.5ug/L and toluene at 0.16ug/L. The acetone results for samples FWGLL1MW-086-0111-GW and FWGFWGMW-010-0090-GW, were qualified, "B".

SVOCs- 8270C
The following QC criteria were reviewed with acceptable results, except as noted below:

- Holding times, preservation, sample handling
- Tuning criteria
- Initial Calibration Criteria including SPCC and CCC compounds
- ICV/CCV criteria
- Internal standard area counts and retention times
- LOD and MRL verification criteria
- Method/Field blank Criteria

- Surrogate recoveries
- Field duplicate RPD criteria
- Laboratory Control Sample criteria
- Matrix Spike Recovery Criteria and RPD

Holding Time
Samples FWGEBGmw-125c-0079-GW was re-extracted outside hold time but within 2x hold (11 days). The results for FWGEBGmw-125c-0079-GW were qualified as estimated, "J/UJ".

MRL Recovery
The MRL analyzed 8/1/12 @ 1504 recovered below control limits of 70-130% for 2,4-ditrophenol at 45%. AN MDL check was analyzed after the MRL with detected 2,4-dinitrophenol results. The 2,4-dinitrophenol results for samples FWGRQLMW-009C-0129-GW, FWGRQLMW-DUP7-0145-GW, FWGRQLMW-008C-0128-GW, FWGRQLMW-007C-0127-GW, FWGEQUIPRINSE1-0154-GW, FWGLL1MW-087-0112-GW, FWGSCFmw-004-0131-GW, FWGLL2mw-265c-114-GW and FWGLL2mw-059c-0113-GW were qualified as estimated, "UJ".

ICV Criteria
The ICV analyzed on A4HP10 on 7/30/12 @1711 had a %D outside control limits of 20% for 3,3'-dichlorobenzidine with a % D of -23.6 while the ICV analyzed 8/22/12 @1453 had a %D outside control limits of 20% for 3,3'-dichlorobenzidine with a % D of -23.1. The 3,3'-dichlorobenzidine results for samples FWGRQLMW-009C-0129-GW,FWGRQLMW-DUP7-0145-GW, FWGRQLMW-008C-0128-GW, FWGRQLMW-007C-0127-GW, FWGEQUIPRINSE1-0154-GW, FWGLL1MW-087-0112-GW, FWGLL1MW-086-0111-GW, FWGFWGMW-011-0091-GW, FWGFWGMW-012-0092-GW, FWGLL4MW-0201-0120-GW, FWGFWGMW-010-0090-GW, FWGEBGmw-131-0080-GWand FWGLL3MW-244-0117-GW were qualified as estimated, "UJ".

The ICV analyzed on A4HP9 8/22/12 @ 1658, had a %D outside control limits (low) of 20% for 4-chloroaniline at 20.7%, benzo(b) fluoranthene at 26.1%, benzo(a)pyrene at 23.4% and 3,3'-dichlorobenzidine at 37.3%. No qualifications were made for the ICV outliers as 4-chloroaniline, benzo(b) fluoranthene, benzo(a)pyrene and 3,3'-dichlorobenzidine were not requested targets for the bracketed sample, FWGEBGmw-125-0079-GW.

Blanks
bis (2-ethylhexyl)phthalate was detected in the method blank for batch 240-51975 at 0.977ug/L and in batch 240-53151 at 13.4ug/L. The bis (2-ethylhexyl) phthalate results for samples FWGLL1mw-065c-0110-GW, FWGLL2mw-265c-0114-GW and FWGRQLmw-008c-0128-GW were qualified, "B".

LCS Recovery
The LCS associated with batch 240-52110 recovered below control limits (50-105%) for 2-chloronaphthalene at 48%. The 2-chloronaphthalene results for samples FWGEBGMW-131-0080-GW, FWGFWGMW-010-0090-GW, FWGFWGMW-011-0091-GW, FWGFWGMW-012-0092-GW, FWGLL12MW-182C-0101-GW, FWGLL12MW-182SS-0102-GW, FWGLL1MW-064C-0109-GW, FWGLL1MW-086-0111-GW, FWGLL3MW-244-0117-GW, FWGLL4MW-0199C-0119-GW and FWGLL4MW-0201-0120-GW were qualified as estimated, "UJ".

Matrix Spike
The matrix spike and duplicate analyzed on sample FWGRQLmw-008c-0128-GW recovered below control limits of 20-110% for 3,3-dichlorobenzidine at 0% and above control limits of 35-135% for di-n-octylphthalate at 211% in the MS and 1506% in the MSD. The MSD recovered below control limits of 55-110% for benzo(a)pyrene at 54%. The MS/MSD RPD was above control limits of 30% for 3-nitroaniline at 36%, 4-chloroaniline at 41%, benzoic acid and bis(2-chloroethyl) ether at 39% and di-n-octylphtalate at 151%. The benzo (a) pyrene, 3-nitroaniline, 4-chloroaniline, benzoic acid and bis(2-chloroethyl) ether and di-n-octylphtalate results for FWGRQLmw-008c-0128-GW were qualified as estimated, "UJ". The 3,3-dichlorobenzidine result for FWGRQLmw-008c-0128-GW was qualified as unusable, "R".

The matrix spike analysis performed on sample FWGLL11mw-086-0111-GW recovered below control limits of 50-105% in the MS and MSD for 2-chloronaphthalene at 46% and 44%, below limits of 55-110% for benzo(a)pyrene at 39% and 18%, below limits for bis(2-rthylhexyl)phthalate at 18% and 25%, below control limits of 35%and 135% for di-n-octylphthalate at 17% and 24%, The MS spike recovered below control limits of 40-125% for benzo(g,h,i) perylene at 38% and dibenz(a,h) anthracene at 39%. The MS spike recovered below control limits of 45-125% for indeno(1,2,3-cd)pyrene at 37% and dibenz(a,h) anthracene at 39%. The matrix spike duplicate recovered below control limits of 20-110% for 3,3'-dichlorobenzidene at 7% and below control limits of 50-110% for n-nitroso-diphenylamine at 49%. The MS/MSD RPD recovered above control limits of 30% for 3,3'-dichlorobenzidine at 91%, at 68% for benzo(a)pyrene, at 31% for bis(2-ethylhexyl)phthalate at 31%, di-n-octylphthalate at 41% and hexachlorocyclopentadiene at 34%. The 2-chloronaphthalene, benzo(a)pyrene , bis(2-ethylhexyl)phthalate, di-n-octylphthalate, benzo(g,h,i) perylene, dibenz(a,h) anthracene, indeno(1,2,3-cd)pyrene, n-nitroso-diphenylamine, 3,3'-dichlorobenzidine, benzo(a)pyrene and hexachlorocyclopentadiene results for sample FWGLL11mw-086-0111-GW were qualified as estimated, "J/UJ".

The matrix spike analysis performed on sample FWGFWGmw-012-0092-GW recovered below control limits of 55-110% in the MS and MSD for benzo(a)pyrene at 54% and 46%. The MSD recovered above control limits of 35%-135% for di-n-octylphthalate at 362%. The MS/MSD RPD recovered above control limits of 30% for 3,3'-dichlorobenzidine at 41% and for di-n-octylphthalate at 120%. The benzo (a) pyrene, di-n-octylphthalate and 3,3'-dichlorobenzidine results for sample FWGFWGmw-012-0092-GW were qualified as estimated, "J/UJ".

Surrogate Recovery

The surrogate 2-fluorobiphenyl recovered below control limits of 50-110% for samples FWGLL12mw-182c-0101-GWat 39%, FWGLL1mw-065c-0110-GW at 46%, FWGLL1mw-087-0112-GW at 44%, FWGLL2mw-265c-0114-GW at 49%, FWGLL2mw-059c-0113-GW at 47%, FWGRQLmw-007c-0127-GW at 49% and FWGSCFmw-004-0131-GW at 43%. Due to hold time exceedence / inadequate volume, the samples could not be re extracted and were reported with the surrogate outliers. The associated bane neutral results for FWGLL12mw-182c-0101-GW, FWGLL11mw-065c-0110-GW, FWGLL1mw-087-0112-GW, FWGLL2mw-265c-0114-GW, FWGLL2mw-059c-0113-GW, FWGRQLmw-007c-0127-GW and FWGSCFmw-004-0131-GW were qualified as estimated, "J/UJ".

Pesticides- 8081A

The following QC criteria were reviewed with acceptable results, except as noted below:

- Preservation, holding time and sample handling
- Initial Calibration criteria
- DDT and Endrin breakdown criteria
- Retention time criteria
- ICV criteria
- CCV Criteria
- Method/Field blank Criteria
- LCS Recoveries
- Field Duplicate Criteria
- LOD and MRL verification criteria
- Matrix Spike Recovery Criteria and RPD
- Surrogate Recoveries
- Second Column confirmation criteria

MRL Recovery

The MRL analyzed 8/9/ 12 @1904 recovered below control limits for 4,4'-DDD at 61%. The 4,4'-DDD results for samples FWGRQLmw-009c-0129-GW, FWGRQLmw-DUP7-0145-GW and FWGFWGmw-011-0091-GW were qualified as estimated, "UJ".

CCV Recovery

The CCV analyzed 8/10/12 @ 0023 on CLP-1 had %D above control limits of 20% for alpha-BHC at 26.6%, gamma-BHC at 26.2%,beta-BHC at 23.5%, delta-BHC at 21.5%, heptachlor at 27%, heptachlor epoxide at 26.4%,

gamma chlordane at 23.1%, alpha-chlordane at 21.0%, endosulfan I at 25.1%, dieldrin at 26.4%, endrin at 26.0%, 4,4-DDD at 21.2%, 4,4-DDT at 22.3%, methoxychlor at 21.0% and DCB at 73.9%.

The CCV analyzed 8/10/12 @ 0518 on CLP-1 had %D above control limits of 20% for alpha-BHC at 23.5%, gamma-BHC at 24.5%, heptachlor at 21.7%, heptachlor epoxide at 22.9%, endosulfan I at 23.0%, dieldrin at 22.1% and endrin at 24.4%.

No qualifications were made as CLP-1 was used for confirmation.

Matrix Spike Recovery
The matrix spike analyzed on sample FWGRQLmw-008c-0128-GW recovered below control limit of 35% for 4,4'-DDE at 32%, 4,4-DDT at 37% (lower control limit (LCL) 45%), alpha-BHC at 59% (LCL 60%), dieldrin at 54% (LCL 60%), endrin aldehyde at 54% (LCL 55%) and methoxychlor at 44% (LCL 55%). The matrix spike and spike duplicate recovered below control limits for alpha-chlordane at 44% and 55% (LCL 65%), beta-BHC at 57 and 64% (LCL 65%), endosulfan I at 39 and 42%, endrin ketone at 57% and 61% (LCL 75%), gamma-chlordane at 39% and 52% (LCL 60%) and heptachlor epoxide at 52% and 53% (LCL 60%). The for 4,4'-DDE,4,4-DDT, alpha-BHC, dieldrin, endrin aldehyde, methoxychlor alpha-BHC, beta-BHC at 57, endosulfan I, endrin ketone, gamma-chlordane and heptachlor epoxide results for sample FWGRQLmw-008c-0128-GW were qualified as estimated, "J/UJ".

The matrix spike analyzed on sample FWGFWGmw-012-0092-GW recovered below control limits of 50% for endosulfan I at 48% and endrin ketone at 74% (LCL 75%). The endrin ketone and endosulfan I results for sample FWGFWGmw-012-0092-GW were qualified as estimated, "UJ".

Surrogate Recovery
The surrogate, DCB, recovered below control limits of 30-135% in sample FWGLL1mw-086-0111-GW at 23%, FWGRQLmw-007c-0127-GW at 28%, and FWGRQLmw-008c-0128-GW at 19%. The sample results for FWGLL1mw-086-0111-GW, FWGRQLmw-007c-0127-GW and FWGRQLmw-008c-0128-GW were qualified as estimated, "J/UJ". Surrogate recoveries only evaluated for CLP-2 as CLP-1 was used for confirmation only.

Hold Time
Samples FWGFWGmw-011-0091-GW, FWGRQLmw-009c-0129-GW and FWGRQLmw-DUP7-0145-GW were extracted outside the hold time of seven days but were extracted within 2x hold (14 days). The results for samples FWGFWGmw-011-0091-GW, FWGRQLmw-009c-0129-GW and FWGRQLmw-DUP7-0145-GW were qualified as estimated, "UJ".

PCB- 8082
The following QC criteria were reviewed with acceptable results, except as noted below:

- Preservation, holding time and sample handling
- Initial Calibration criteria
- DDT and Endrin breakdown criteria
- Retention time criteria
- ICV criteria
- CCV Criteria
- Method/Field blank Criteria
- LCS Recoveries
- Field Duplicate Criteria
- LOD and MRL verification criteria
- Matrix Spike Recovery Criteria and RPD
- Surrogate Recoveries
- Second Column confirmation criteria

Hold Time
Due to surrogate outliers, samples FWGLL2mw-059c-0113-GW, FWGRQLmw-007c-0127-GW and FWGRQLmw-DUP7-0145-GW were extracted outside the hold time of seven days but were extracted within 2x hold (14 days). The results for samples FWGLL2mw-059c-0113-GW, FWGRQLmw-007c-0127-GW and FWGRQLmw-DUP7-0145-GW were qualified as estimated, "UJ".

MRL Recovery
The MRL analyzed 8/7/12 @ 1511on CLP-1 recovered above control limits of 70-130% for Aroclor 1016 at 136% and at 2202 aroclor 1016 recovered at 142%. No qualifications were made as there were no detected aroclor concentrations reported for the bracketed samples.

CCV %D
The aroclor1260 CCV analyzed 8/7/12 at 1456 on CLP-1 had a %D below control limits of 20% at 20.8%. No qualifications were made as CLP-1 was used for confirmation.

Matrix Spike Recovery
The matrix spike analysis on sample FWGRQLmw-008c-0128-GW had a recovery for aroclor 1260 below control limits of 30-145% at 26%, with a MSD/MSD RPD of 36% (limit 30%). The aroclor 1260 result for sample FWGRQLmw-008c-0128-GW was qualified as estimated, "UJ".

Surrogate Recovery
The surrogate, DCB, recovered below control limits of 40-135% for sample FWGFWGmw-011-0091-GW at 29% on CLP-1 and at 24% on CLP-2 , FWGLL1mw-086-0111-GW at 20% on CLP-1 and at 19% on CLP-2, FWGLL1mw-087-0112-GW at 34% on CLP-1 and at 31% on CLP-2, FWGRQLmw-008-0128-GW at 16% on CLP-1 and at 15% on CLP-2, FWGRQLmw-009-0129-GW at 20% on CLP-1 and at 18% on CLP-2 and FWGSCFmw-004-0131-GW at 37% on CLP-2. The results for samples FWGFWGmw-011-0091-GW, FWGLL1mw-086-0111-GW, FWGLL1mw-087-0112-GW, FWGRQLmw-008-0128-GW, FWGRQLmw-009-0129-GW and FWGSCFmw-004-0131-GW were qualified as estimated, "UJ".

Metals - 6010B
The following QC criteria were reviewed with acceptable results, except as noted below:

- Holding times, preservation, sample handling
- Initial Calibration criteria
- ICV and CCV criteria
- ICB /CCBs criteria
- Method/Field blank Criteria
- LOD and MRL verification criteria
- LCS percent recovery criteria
- Lab and Field duplicate RPD criteria

Blanks
The ICB analyzed 8/7/12 had vanadium detected at 1.24ug/L. The vanadium results for samples FWGRQLmw-007c-0127-GF, FWGLL2mw-265c-0114-GF, FWGSCFmw-004-0131-GF, FWGLL1mw-065c-0110-GF and FWGEBGmw-131-0080-GF were qualified, "U".

The CCBs analyzed 8/7/12 had vanadium detected at 1.76ug/L and 1.8ug/L. The vanadium results for samples FWGRQLmw-007c-0127-GF, FWGLL2mw-265c-0114-GF, FWGSCFmw-004-0131-GF, FWGLL1mw-065c-0110-GF and FWGEBGmw-131-0080-GF were qualified, "U".

MRL Recovery
The closing MRL check analyzed on 8/10/12 recovered above control limits of 70-130% for chromium at 476%. The detected chromium results for samples FWGLL12mw-Dup5-0143-GF, FWGCBPmw-002c-0072-GF,

FWGEQUIPRinse2-0155-GW, FWGLL11mw-012-0100-GF, FWGCBLmw-005-0071-GF, FWGWBGmw-006c-0132-GF, FWGWBGmw-009c-0134-GF,
FWGBKGmw-005-0068-GF, FWGFWGmw-014-0094-GF and FWGWBGmw-007c-0133-GF were qualified as estimated, "J".

Metals - 6020

The following QC criteria were reviewed with acceptable results, except as noted below:

- Holding times, preservation, sample handling
- Initial Calibration criteria
- ICV and CCV criteria
- ICB /CCBs criteria
- Method/Field blank Criteria
- LOD and MRL verification criteria
- LCS percent recovery criteria
- Matrix Spike and Spike Duplicate Recovery and RPD Criteria
- Lab and Field Duplicate RPD Criteria

Blanks

The CCBs analyzed 8/3/12 had thallium detected from 0.328 ug/L to 0.350ug/L, cadmium at 0.0250ug/L and beryllium from 0.035ug/L to 0.05ug/L. The thallium results for samples FWGRQLmw-009c-0129-GF, FWGRQLmw-008c-0128-GF, and FWGLL1mw-087-0112-GF and the cadmium results for samples FWGLL1mw-087-0112-GF and FWGFWGmw-010-0090-GF were qualified "U" as the detected concentrations were <5x the blank contamination.

The method blank from batch 240-52187 had zinc detected at 9.49ug/L. The zinc result for sample FWGWBGmw-010-0090-GF was qualified, "B".

CCV

The beryllium CCVs analyzed 8/3/12 1041 to 1247 were above control limits of 90-110% at 111% to 117%. No qualifications were made as the bracketed field samples had no detected beryllium concentrations.

Matrix Spike

The matrix spike analysis performed on sample FWGRQLmw-008c-0128-GF recovered below control limits of 80%-120% for iron at 69%. The iron results for samples FWGRQLmw-009C-0129-GF), FWGRQLmw-DUP7-0145-GF, FWGRQLmw-008C-0128-GF, FWGRQLmw-007C-0127-GF, FWGLL2mw-265C-0114-GF, FWGEQUIPRINSE1-0154-GW, FWGLL2mw-059C-0113-GF, FWGSCFmw-004-0131-GF, FWGLL1MWmw-087-0112-GF, FWGLL1mw-065C-0110-GF, FWGLL1mw-086-0111-GF, FWGLL1mw-064C-0109-GF, FWGFWGmw-011-0091-GF, FWGFWGmw-012-0092-GF, FWGLL4mw-0201-0120-GF, FWGLL4mw-0199C-0119-GF, FWGEBGmw-125C-0079-GF, FWGEBGmw-131-0080-GF, FWGFWGmw-010-0090-GF and FWGLL3mw-244-0117-GF were qualified as estimated, "J/UJ".

Mercury - 7470A

The following QC criteria were reviewed with acceptable results, except as noted below:

- Holding times, preservation, sample handling
- Initial Calibration criteria
- ICV and CCV criteria
- ICB /CCBs criteria
- Method/Field blank Criteria
- LOD and MRL verification criteria
- LCS percent recovery criteria
- Lab and Field duplicate RPD criteria

No QC outliers noted.

Cyanide - 9012

The following QC criteria were reviewed with acceptable results, except as noted below:

- Holding times, preservation, sample handling
- Initial Calibration criteria
- ICV and CCV criteria
- ICB /CCBs criteria
- Method/Field blank Criteria
- MRL and MDL verification criteria
- LCS percent recovery criteria
- MS percent recovery
- Matrix Duplicate RPD criteria
- Field duplicate RPD criteria

No QC outliers were noted.

Explosives- 8330

The following QC criteria were reviewed with acceptable results, except as noted below:

- Holding times, preservation, sample handling
- Initial Calibration Criteria
- ICV and CCV criteria
- Retention time criteria
- LOD and MRL verification criteria
- Surrogate recovery criteria
- Equipment and method blanks free from contamination
- LCS/LCD Recovery and RPD Criteria

Hold Time

Sample FWGSCFmw-004-0131-GW was re-extracted due to surrogate outliers. The re-extraction was performed outside hold time but within 2x hold time (9 days). The results for sample FWGSCFmw-004-0131-GW were qualified as estimated, "J/UJ".

Blanks

FWGLL1MW-086-0111-GW, FWGLL1MW-064C-0109-GW, FWGFWGMW-011-0091-GW, FWGFWGMW-012-0092-GW, FWGLL4MW-0201-0120-GW, FWGLL4MW-0199C-0119-GW, FWGEBGMW-131-0080-GW, FWGFWGMW-010-0090-GW and FWGLL3MW-244-0117-GW were filtered prior to extraction due to excessive sediment/ particulates. A filtered blank was included with the batch with no detected results.

MRL Recovery

LC10

- 8/1/12 @ 1631 MRL recovered above control limits of 70-130% for RDX at 138%, nitrobenzene at 131% and 3-nitrotoluene at 135%.
- 8/3/12 @ 0949 MRL recovered above control limits of 70-130% for 3-nitrotoluene at 133%.
  8/5/12 @ 0943 MRL recovered above control limits of 70-130% for RDX at 135%, 2,6-dinitrotolune at 131% and 4-nitrotoluene at 132%.

The RDX result for sample FWGLL3mw-244-0117-GW and the nitrobenzene result for FWGRQLmw-008c-0128-GW were qualified as estimated, "J".

LC12-8/1/12 @ 0119 The MRL recovered above control limits of 70-130% for RDX at 132%. No qualifications were made as this was used for confirmation only.

Second Column Confirmation
The confirmation analysis performed on sample FWGRQLmw-008-0128-GF had RPDs above control limits for tetryl at and nitrobenzene at and were qualified as estimated, "J".

LCS Recovery
The nitroglycerin LCS from batch 2214028 recovered above control limits of 85-115% at 117%. No qualifications were made as there were no detected nitroglycerin results associated with the field samples extracted in this batch.

Matrix Spike Recovery
The matrix analysis performed on sample FWGRQLmw-008c-0128-GW recovered above control limits of 50-130% for 3-nitrotoluene at 132%, above control limits of 55-155% for 4-amino-2,6,-dinitrotoluene at 159% and below control limits of 84-118% for nitroglycerin at 82%. No qualifications were made to the 3-nitrotoluene or 4-amino-2,6,-dinitrotoluene results for sample FWGRQLmw-008c-0128-GW as there were no detected concentrations reported for these analytes. The nitroglycerin result for FWGRQLmw-008c-0128-GW was qualified as estimated, "UJ".

Nitroglycerin recovered above control limits of 50-130% at 275% in the MS and at 312% in the MSD for the spike analysis performed on sample FWGFWGmw-012-0092-GW. No qualification was made as nitroglycerin was detected in sample FWGFWGmw-012-0092-GW.

Nitroguanidine- 8330M
The following QC criteria were reviewed with acceptable results, except as noted below:

- Holding times, preservation, sample handling
- Initial Calibration criteria
- Retention time criteria
- LOD and MRL verification criteria
- ICV and CCV criteria
- The method blank and equipment blanks were free from contamination
- LCS/LCSD percent recoveries and RPD value criteria
- Matrix spike recovery criteria

No QC outliers were noted.

Nitrocellulose – WS-WC-0050
The following QC criteria were reviewed with acceptable results, except as noted below:

- Holding times, preservation, sample handling
- Sample preparation criteria
- Initial Calibration criteria
- ICV and CCV criteria
- The method and equipment blanks were free from contamination
- LOD and MRL verification criteria
- ICB and CCBs were free from contamination
- LCS/LCSD percent recoveries and RPD value criteria
- MS/MSD percent recoveries

No QC outliers were noted.

Job ID: 240-13441-1

Laboratory: TestAmerica Canton

Narrative

CASE NARRATIVE

Client: Environmental Quality Mgt., Inc.

Project: RVAAP (OH)

Report Number: 240-13441-1

With the exceptions noted as flags or footnotes, standard analytical protocols were followed in the analysis of the samples and no problems were encountered or anomalies observed. In addition all laboratory quality control samples were within established control limits, with any exceptions noted below. Each sample was analyzed to achieve the lowest possible reporting limit within the constraints of the method. In some cases, due to interference or analytes present at high concentrations, samples were diluted. For diluted samples, the reporting limits are adjusted relative to the dilution required.

The 8330 Explosives and Nitrocellulose as N analyses were performed at the TestAmerica West Sacramento Laboratory.

Calculations are performed before rounding to avoid round-off errors in calculated results.

All holding times were met and proper preservation noted for the methods performed on these samples, unless otherwise detailed in the individual sections below.

TestAmerica utilizes USEPA approved methods and DOD QSM, where applicable, in all analytical work. The samples presented in this report were analyzed for the parameter(s) listed on the analytical methods summary page in accordance with the method(s) indicated. A summary of QC data for these analyses is included at the back of the report.

TestAmerica North Canton attests to the validity of the laboratory data generated by TestAmerica facilities reported herein. All analyses performed by TestAmerica facilities were done using established laboratory SOPs that incorporate QA/QC procedures described in the applicable methods. TestAmerica's operations groups have reviewed the data for compliance with the laboratory QA/QC plan, and data have been found to be compliant with laboratory protocols unless otherwise noted below.

All solid sample results are reported on an "as received" basis unless otherwise indicated by the presence of a % solids value in the method header.

This laboratory report is confidential and is intended for the sole use of TestAmerica and its client.

All parameters for which TestAmerica North Canton has certification were evaluated to the limit of detection (LOD) and include qualified results where applicable. Parameters not certified under QSM, if any, were evaluated to the detection limit (DL) and include qualified results where applicable.

The sample(s) that contain constituents flagged with U are undetected. The result associated with this flag is the limit of detection (LOD).

RECEIPT

The samples were received on 07/24/2012; the samples arrived in good condition, properly preserved and on ice. The temperature of the coolers at receipt was 0.0, 0.4, 0.4, 0.6, 0.6, 0.6, 0.8, 1.2, 1.2, 1.2, 1.4, 1.9, 2.2, 2.5, 2.5, 2.6, 2.8, 2.8, 3.2, 3.2, 3.3, 3.4, 3.9, 3.9, 4.1, 4.4 and 4.6 C.

VOLATILE ORGANIC COMPOUNDS (GC-MS)

Samples FWGTEAM 1-TRIP (240-13441-1), FWGRQLMW-009C-0129-GW (240-13441-2), FWGRQLMW-DUP7-0145-GW (240-13441-4), FWGRQLMW-008C-0128-GW (240-13441-6), FWGRQLMW-007C-0127-GW (240-13441-8), FWGLL2-265C-0114-GW (240-13441-10), FWGEQUIPRINSE1-0154-GW (240-13441-12), FWGLL2MW-059C-0113-GW (240-13441-13), FWGTEAM 2-TRIP (240-13441-15), FWGSCFMW-004-0131-GW (240-13441-16), FWGLL1MW-087-0112-GW (240-13441-18), FWGLL1MW-065C-0110-GW (240-13441-20), FWGLL1MW-086-0111-GW (240-13441-22), FWGTEAM 3-TRIP (240-13441-26), FWGLL1MW-064C-0109-GW (240-13441-27),

Job ID: 240-13441-1 (Continued)

Laboratory: TestAmerica Canton (Continued)

FWGFWGMW-011-0091-GW (240-13441-29), FWGFWGMW-012-0092-GW (240-13441-31), FWGLL4MW-0201-0120-GW (240-13441-33), FWGLL4MW-0199C-0119-GW (240-13441-35), FWG TEAM 4-TRIP (240-13441-37), FWGEBGMW-131-0080-GW (240-13441-40), FWGFWGMW-010-0090-GW (240-13441-42) and FWGLL3MW-244-0117-GW (240-13441-44) were analyzed for volatile organic compounds (GC-MS) in accordance with EPA SW-846 Method 8260B DoD. The samples were analyzed on 07/27/2012, 07/30/2012 and 08/01/2012.

Methylene Chloride was detected in method blanks MB 240-52465/6 and MB 240-52841/6 at levels that were above the method detection limit but below the reporting limit. The values should be considered estimates, and have been flagged "J". If the associated sample reported a result above the MDL and/or RL, the result has been "B" flagged.

Chloroethane and Methylene Chloride failed the recovery criteria high for MRL 240-52318/3 and MRL 240-52318/32. cis-1,3-Dichloropropene and trans-1,3-Dichloropropene failed the recovery criteria high for MRL 240-52465/29. cis-1,3-Dichloropropene, Methylene Chloride and trans-1,3-Dichloropropene failed the recovery criteria high for MRL 240-52465/3. Acetone failed the recovery criteria low for MRL 240-52841/29. Bromomethane, Chloroethane and Methylene Chloride failed the recovery criteria high. Chloroethane failed the recovery criteria low for MRL 240-52841/3. Methylene Chloride failed the recovery criteria high.

The initial calibration verification (ICV) for Bromomethane, Chloroethane associated with batch 52318 recovered above the upper control limit. The samples associated with this ICV were non-detects for the affected analytes; therefore, the data have been reported.

The continuing calibration verification (CCV) for Carbon Disulfide, Methylene Chloride, Dichlorobromomethane associated with batch 52465 recovered above the upper control limit. The samples associated with this CCV were non-detects for the affected analytes; therefore, the data have been reported.

The continuing calibration verification (CCV) for Bromomethane, Chloroethane, Acetone, Methylene Chloride associated with batch 52841 recovered above the upper control limit. The samples associated with this CCV were non-detects for the affected analytes; therefore, the data have been reported.

The initial calibration verification (ICV) for Bromomethane, Chloroethane associated with batch 52841 recovered above the upper control limit. The samples associated with this ICV were non-detects for the affected analytes; therefore, the data have been reported.

No other difficulties were encountered during the VOCs analyses. All other quality control parameters were within the acceptance limits.

CHLORINATED PESTICIDES

Samples FWGRQLMW-009C-0129-GW (240-13441-2), FWGRQLMW-DUP7-0145-GW (240-13441-4), FWGRQLMW-008C-0128-GW (240-13441-6), FWGRQLMW-007C-0127-GW (240-13441-8), FWGLL2-265C-0114-GW (240-13441-10), FWGEQUIPRINSE1-0154-GW (240-13441-12), FWGLL2MW-059C-0113-GW (240-13441-13), FWGSCFMW-004-0131-GW (240-13441-16), FWGLL1MW-087-0112-GW (240-13441-18), FWGLL1MW-065C-0110-GW (240-13441-20), FWGLL1MW-086-0111-GW (240-13441-22), FWGLL1MW-064C-0109-GW (240-13441-27), FWGFWGMW-011-0091-GW (240-13441-29), FWGFWGMW-012-0092-GW (240-13441-31), FWGLL4MW-0201-0120-GW (240-13441-33), FWGLL4MW-0199C-0119-GW (240-13441-35), FWGEBGMW-131-0080-GW (240-13441-40), FWGFWGMW-010-0090-GW (240-13441-42) and FWGLL3MW-244-0117-GW (240-13441-44) were analyzed for chlorinated pesticides in accordance with EPA SW-846 Method 8081A DoD. The samples were prepared on 07/25/2012 and 08/06/2012 and analyzed on 08/01/2012, 08/02/2012, 08/09/2012 and 08/10/2012.

DCB Decachlorobiphenyl failed the surrogate recovery criteria low for FWGRQLMW-008C-0128-GW (240-13441-6), FWGRQLMW-008C-0128-GWMS (240-13441-6MS), FWGRQLMW-007C-0127-GW (240-13441-8), and FWGLL1MW-086-0111-GW (240-13441-22).

Sample FWGSCFMW-004-0131-GW (240-13441-16)[5X] required dilution prior to analysis. The reporting limits have been adjusted accordingly.

The following samples required a tetrabutylammonium sulfite (TBA) clean-up to reduce matrix interferences caused by sulfur: FWGSCFMW-004-0131-GW (240-13441-16). Lot # S65830

The surrogate recovery for DCB for the following sample was outside of acceptance limits: FWGLL1MW-086-0111-GW (240-13441-22). The samples were re-extracted within double hold time but the data were inconclusive due to a matrix interference; further re-extraction

Job ID: 240-13441-1 (Continued)

Laboratory: TestAmerica Canton (Continued)

was not performed because the double hold time limit had expired. Only the original data is reported with the DCB data outside control limits.

The following samples were re-prepared outside of standard preparation holding time but within double the holding time limit because of low surrogates on the original extraction: FWGFWGMW-011-0091-GW (240-13441-29), FWGRQLMW-009C-0129-GW (240-13441-2), FWGRQLMW-DUP7-0145-GW (240-13441-4). The re-extraction data passed criteria; therefore the re-extraction data have been reported

Due to the level of dilution required for the following samples, surrogate recoveries are not reported: FWGRQLMW-008C-0128-GW (240-13441-6), FWGRQLMW-008C-0128-GW (240-13441-6 MSD).

The opening minimum reporting limit (MRL) for analytical 53927 exceeded control criteria for DDD on the primary column. DDD was within control limits on the confirmation column and the associated samples, FWGFWGMW-011-0091-GW (240-13441-29), FWGRQLMW-009C-0129-GW (240-13441-2), FWGRQLMW-DUP7-0145-GW (240-13441-4) were non-detects for the affected analyte; therefore the data have been reported.

The closing continuing calibration verification (CCV) associated with 53927 recovered Lindane above the upper control limit. The samples associated with this CCVFWGFWGMW-011-0091-GW (240-13441-29) were non-detects for the affected analytes; therefore, the data have been reported.

The following samples were re-prepared outside of standard preparation holding time but within double the holding time limit because of low surrogates on the original extraction: FWGLL1MW-086-0111-GW (240-13441-22 MS). The re-extraction data passed criteria; therefore the re-extraction data have been reported

No other difficulties were encountered during the pesticides analyses. All other quality control parameters were within the acceptance limits.

POLYCHLORINATED BIPHENYLS (PCBS)

Samples FWGRQLMW-009C-0129-GW (240-13441-2), FWGRQLMW-DUP7-0145-GW (240-13441-4), FWGRQLMW-008C-0128-GW (240-13441-6), FWGRQLMW-007C-0127-GW (240-13441-8), FWGLL2-265C-0114-GW (240-13441-10), FWGEQUIPRINSE1-0154-GW (240-13441-12), FWGLL2MW-059C-0113-GW (240-13441-13), FWGSCFMW-004-0131-GW (240-13441-16), FWGLL1MW-087-0112-GW (240-13441-18), FWGLL1MW-086-0111-GW (240-13441-22), FWGFWGMW-011-0091-GW (240-13441-29), FWGFWGMW-012-0092-GW (240-13441-31), FWGLL4MW-0201-0120-GW (240-13441-33), FWGEBGMW-131-0080-GW (240-13441-40), FWGFWGMW-010-0090-GW (240-13441-42) and FWGLL3MW-244-0117-GW (240-13441-44) were analyzed for polychlorinated biphenyls (PCBs) in accordance with EPA SW-846 Method 8082 DOD. The samples were prepared on 07/25/2012 and 08/06/2012 and analyzed on 08/01/2012 and 08/07/2012.

DCB Decachlorobiphenyl failed the surrogate recovery criteria low for FWGRQLMW-009C-0129-GW (240-13441-2), FWGRQLMW-008C-0128-GW (240-13441-6), FWGLL1MW-086-0111-GWMS/MSD (240-13441-22MS/MSD), FWGLL1MW-087-0112-GW (240-13441-18), FWGLL1MW-086-0111-GW (240-13441-22), FWGRQLMW-008C-0128-GWMS/MSD (240-13441-6MS/MSD), and FWGFWGMW-011-0091-GW (240-13441-29).

The following samples required a tetrabutylammonium sulfite (TBA) clean-up to reduce matrix interferences caused by sulfur: FWGSCFMW-004-0131-GW (240-13441-16). Lot # S65830

Method(s) 8082/DOD: Surrogate recovery for the following samples was outside control limits: FWGLL2MW-059C-0113-GW (240-13441-13), FWGRQLMW-007C-0127-GW (240-13441-8), FWGRQLMW-DUP7-0145-GW (240-13441-4). Re-extraction and/or re-analysis was performed outside of holding time with acceptable results. Only the re-extract data is reported.

Surrogate recovery for the following samples was outside control limits: FWGFWGMW-011-0091-GW (240-13441-29), FWGLL1MW-086-0111-GW (240-13441-22), FWGLL1MW-086-0111-GW (240-13441-22 MS), FWGLL1MW-086-0111-GW (240-13441-22 MSD), FWGLL1MW-087-0112-GW (240-13441-18), FWGRQLMW-008C-0128-GW (240-13441-6), FWGRQLMW-008C-0128-GW (240-13441-6 MS), FWGRQLMW-008C-0128-GW (240-13441-6 MSD), FWGRQLMW-009C-0129-GW (240-13441-2). Re-extraction and/or re-analysis was performed with concurring results. The original analysis has been reported.

No other difficulties were encountered during the PCBs analyses. All other quality control parameters were within the acceptance limits.

Job ID: 240-13441-1 (Continued)

Laboratory: TestAmerica Canton (Continued)

TOTAL RECOVERABLE METALS (ICP)

Samples FWGRQLMW-009C-0129-GF (240-13441-3), FWGRQLMW-DUP7-0145-GF (240-13441-5), FWGRQLMW-008C-0128-GF (240-13441-7), FWGRQLMW-007C-0127-GF (240-13441-9), FWGLL2-265C-0114-GF (240-13441-11), FWGEQUIPRINSE1-0154-GW (240-13441-12), FWGLL2MW-059C-0113-GF (240-13441-14), FWGSCFMW-004-0131-GF (240-13441-17), FWGLL1MW-087-0112-GF (240-13441-19), FWGLL1MW-065C-0110-GF (240-13441-21), FWGLL1MW-086-0111-GF (240-13441-23), FWGLL1MW-064C-0109-GF (240-13441-28), FWGFWGMW-011-0091-GF (240-13441-30), FWGFWGMW-012-0092-GF (240-13441-32), FWGLL4MW-0201-0120-GF (240-13441-34), FWGLL4MW-0199C-0119-GF (240-13441-36), FWGEBGMW-125C-0079-GF (240-13441-39), FWGEBGMW-131-0080-GF (240-13441-41), FWGFWGMW-010-0090-GF (240-13441-43) and FWGLL3MW-244-0117-GF (240-13441-45) were analyzed for total recoverable metals (ICP) in accordance with EPA SW-846 Method 6010B DoD. The samples were prepared on 07/26/2012 and analyzed on 08/07/2012 and 08/10/2012.

ICB, CCB, and ICSA samples are evaluated using the lowest LOD and DL criteria in LIMS. Using these criteria, an individual element may occasionally be flagged as out of control. If the element has a higher LOD or DL, the data is evaluated to the higher limit and determined to be acceptable.

Sample FWGLL1MW-087-0112-GF (240-13441-19)[2X] required dilution prior to analysis. The reporting limits have been adjusted accordingly.

The Final CRI Standard was outside of acceptance criteria for Chromium. No corrective action was required.

No other difficulties were encountered during the metals analyses. All quality control parameters were within the acceptance limits.

TOTAL RECOVERABLE METALS (ICPMS)

Samples FWGRQLMW-009C-0129-GF (240-13441-3), FWGRQLMW-DUP7-0145-GF (240-13441-5), FWGRQLMW-008C-0128-GF (240-13441-7), FWGRQLMW-007C-0127-GF (240-13441-9), FWGLL2-265C-0114-GF (240-13441-11), FWGEQUIPRINSE1-0154-GW (240-13441-12), FWGLL2MW-059C-0113-GF (240-13441-14), FWGSCFMW-004-0131-GF (240-13441-17), FWGLL1MW-087-0112-GF (240-13441-19), FWGLL1MW-065C-0110-GF (240-13441-21), FWGLL1MW-086-0111-GF (240-13441-23), FWGLL1MW-064C-0109-GF (240-13441-28), FWGFWGMW-011-0091-GF (240-13441-30), FWGFWGMW-012-0092-GF (240-13441-32), FWGLL4MW-0201-0120-GF (240-13441-34), FWGLL4MW-0199C-0119-GF (240-13441-36), FWGEBGMW-125C-0079-GF (240-13441-39), FWGEBGMW-131-0080-GF (240-13441-41), FWGFWGMW-010-0090-GF (240-13441-43) and FWGLL3MW-244-0117-GF (240-13441-45) were analyzed for total recoverable metals (ICPMS) in accordance with EPA SW-846 Method 6020 DoD. The samples were prepared on 07/26/2012 and analyzed on 08/03/2012 and 08/07/2012.

ICB, CCB, and ICSA samples are evaluated using the lowest LOD and DL criteria in LIMS. Using these criteria, an individual element may occasionally be flagged as out of control. If the element has a higher LOD or DL, the data is evaluated to the higher limit and determined to be acceptable.

Zinc was detected in method blank MB 240-52187/1-A at a level that was above the method detection limit but below the reporting limit. The value should be considered an estimate, and has been flagged "J". If the associated sample reported a result above the MDL and/or RL, the result has been "B" flagged.

Sample FWGLL1MW-087-0112-GF (240-13441-19)[5X] required dilution prior to analysis. The reporting limits have been adjusted accordingly.

The continuing calibration verification (CCV) for beryllium (be) associated with batch 53208 recovered above the upper control limit. The samples associated with this CCV were non-detects for the affected analytes; therefore, the data have been reported.
FWGEBGMW-125C-0079-GF (240-13441-39), FWGEBGMW-131-0080-GF (240-13441-41), FWGEQUIPRINSE1-0154-GW (240-13441-12), FWGFWGMW-010-0090-GF (240-13441-43), FWGFWGMW-011-0091-GF (240-13441-30), FWGFWGMW-012-0092-GF (240-13441-32), FWGLL1MW-064C-0109-GF (240-13441-28), FWGLL1MW-065C-0110-GF (240-13441-21), FWGLL1MW-086-0111-GF (240-13441-23), FWGLL2-265C-0114-GF (240-13441-11), FWGLL2MW-059C-0113-GF (240-13441-14), FWGLL3MW-244-0117-GF (240-13441-45), FWGLL4MW-0199C-0119-GF (240-13441-36), FWGLL4MW-0201-0120-GF (240-13441-34), FWGRQLMW-007C-0127-GF (240-13441-9), FWGRQLMW-008C-0128-GF (240-13441-7), FWGRQLMW-009C-0129-GF (240-13441-3), FWGRQLMW-DUP7-0145-GF (240-13441-5), FWGSCFMW-004-0131-GF (240-13441-17)

Job ID: 240-13441-1 (Continued)

Laboratory: TestAmerica Canton (Continued)

No other difficulties were encountered during the metals analyses. All other quality control parameters were within the acceptance limits.

TOTAL MERCURY - DOD

Samples FWGRQLMW-009C-0129-GF (240-13441-3), FWGRQLMW-DUP7-0145-GF (240-13441-5), FWGRQLMW-008C-0128-GF (240-13441-7), FWGRQLMW-007C-0127-GF (240-13441-9), FWGLL2-265C-0114-GF (240-13441-11), FWGEQUIPRINSE1-0154-GW (240-13441-12), FWGLL2MW-059C-0113-GF (240-13441-14), FWGSCFMW-004-0131-GF (240-13441-17), FWGLL1MW-087-0112-GF (240-13441-19), FWGLL1MW-065C-0110-GF (240-13441-21), FWGLL1MW-086-0111-GF (240-13441-23), FWGLL1MW-064C-0109-GF (240-13441-28), FWGFWGMW-011-0091-GF (240-13441-30), FWGFWGMW-012-0092-GF (240-13441-32), FWGLL4MW-0201-0120-GF (240-13441-34), FWGLL4MW-0199C-0119-GF (240-13441-36), FWGEBGMW-125C-0079-GF (240-13441-39), FWGEBGMW-131-0080-GF (240-13441-41), FWGFWGMW-010-0090-GF (240-13441-43) and FWGLL3MW-244-0117-GF (240-13441-45) were analyzed for Total Mercury - DOD in accordance with EPA SW-846 Method 7470A. The samples were prepared on 07/26/2012 and analyzed on 07/27/2012.

No difficulties were encountered during the mercury analyses. All quality control parameters were within the acceptance limits.

TOTAL CYANIDE

Samples FWGRQLMW-009C-0129-GW (240-13441-2), FWGRQLMW-DUP7-0145-GW (240-13441-4), FWGRQLMW-008C-0128-GW (240-13441-6), FWGRQLMW-007C-0127-GW (240-13441-8), FWGEQUIPRINSE1-0154-GW (240-13441-12), FWGLL1MW-087-0112-GW (240-13441-18), FWGLL1MW-086-0111-GW (240-13441-22), FWGFWGMW-011-0091-GW (240-13441-29), FWGFWGMW-012-0092-GW (240-13441-31), FWGLL4MW-0201-0120-GW (240-13441-33), FWGEBGMW-131-0080-GW (240-13441-40), FWGFWGMW-010-0090-GW (240-13441-42) and FWGLL3MW-244-0117-GW (240-13441-44) were analyzed for total cyanide in accordance with EPA SW-846 Method 9012A. The samples were prepared and analyzed on 07/26/2012.

No difficulties were encountered during the cyanide analyses. All quality control parameters were within the acceptance limits.

TestAmerica West Sacramento Project Number G2G250449

General Comments

Manual integrations were performed only when necessary and are in compliance with the laboratory's standard operating procedure, Acceptable Manual Integration Practices, SOP No.: S-Q-004, including Addendum 1. Detailed information can be found in the Manual Integration Addendum section of this report.

WATER, 8330, Explosives

Sample(s): FWGLL1MW-087-0112-GW
This sample was shaken and transferred to a new amber since it contained a layer of sediment.

Sample(s):FWGLL1MW-086-0111-GW, FWGLL1MW-086-0111-GW MS, FWGLL1MW-086-0111-GW MSD, FWGLL1MW-064C-0109-GW, FWGFWGMW-011-0091-GW, FWGFWGMW-012-0092-GW, FWGLL4MW-0201-0120-GW, FWGLL4MW-0199C-0119-GW, FWGEBGMW-131-0080-GW, FWGFWGMW-010-0090-GW, and FWGLL3MW-244-0117-GW.
A filtered method blank was included with this batch.

Sample(s): FWGSCFMW-004-0131-GW
This sample was re-extracted outside of the recommended holding time due to a low surrogate recovery. The surrogate recovery met acceptance criteria on the reextraction. Only the re-extraction results have been reported.

Sample(s): FWGSCFMW-004-0131-GW (batch 2214028)
There was insufficient sample volume to prepare a matrix spike/matrix spike duplicate (MS/MSD) pair with this batch.

Sample(s): FWGSCFMW-004-0131-GW (batch 2214028)
The associated laboratory control sample has a high recovery for Nitroglycerin (117%). Since the associated sample result was "ND" for this analyte, no corrective action was performed. Note: The exceedence met the criteria for a marginal exceedance, per NELAC guidelines.

Sample(s): FWGRQLMW-009C-0129-GW, FWGRQLMW-DUP7-0145-GW, FWGRQLMW-008C-0128-GW, FWGRQLMW-007C-0127-GW, FWGLL2-265C-0114-GW, FWGEQUIPRINSE1-0154-GW7, FWGLL1MW-087-0112-GW, and FWGLL1MW-065C-0110-GW.
The matrix spikes, which were performed on sample 3, have several recoveries that are outside control limits due to possible matrix

Job ID: 240-13441-1 (Continued)

Laboratory: TestAmerica Canton (Continued)

interferences. Since the laboratory control sample met acceptance criteria, no corrective action was performed.

Sample(s): FWGLL1MW-064C-0109-GW, FWGFWGMW-011-0091-GW, FWGFWGMW-012-0092-GW, FWGLL4MW-0201-0120-GW FWGLL4MW-0199C-0119-GW, FWGEBGMW-131-0080-GW, FWGFWGMW-010-0090-GW, and FWGLL3MW-244-0117-GW.
The matrix spikes, which were performed on sample 14, have high recoveries for 4-Nitrotoluene due to possible matrix interferences.
Since the laboratory control sample met acceptance criteria, no corrective action was performed.

Sample(s): FWGRQLMW-009C-0129-GW, FWGRQLMW-DUP7-0145-GW, FWGRQLMW-008C-0128-GW, FWGRQLMW-007C-0127-GW, FWGLL2-265C-0114-GW, FWGEQUIPRINSE1-0154-GW, FWGLL2MW-059C-0113-GW, FWGSCFMW-004-0131-GW, FWGLL1MW-087-0112-GW, FWGLL1MW-065C-0110-GW, FWGLL1MW-086-0111-GW, FWGLL1MW-064C-0109-GW, FWGFWGMW-011-0091-GW, FWGFWGMW-012-0092-GW, FWGLL4MW-0201-0120-GW, FWGLL4MW-0199C-0119-GW, FWGEBGMW-131-0080-GW, FWGFWGMW-010-0090-GW, and FWGLL3MW-244-0117-GW.
The following analytes had high percent difference values in the MRL standards:
LC10 - 8/1/12 - RDX (38%), Nitrobenzene (31%), & 3-Nitrotoluene (35%).
LC10 - 8/3/12 - 3-Nitrotoluene (33%).
LC10 - 8/5/12 - RDX (35%), 2,6-Dinitrotoluene (31%) & 4-Nitrotoluene (32%).
Since the MRL standard is at a level that is approximately 2X the method detection limit and the analytes were detected in the standard, no corrective action was performed.

CASE NARRATIVE

Client: Environmental Quality Mgt., Inc.

Project: RVAAP (OH)

Report Number: 240-13441-2

With the exceptions noted as flags or footnotes, standard analytical protocols were followed in the analysis of the samples and no problems were encountered or anomalies observed. In addition all laboratory quality control samples were within established control limits, with any exceptions noted below. Each sample was analyzed to achieve the lowest possible reporting limit within the constraints of the method. In some cases, due to interference or analytes present at high concentrations, samples were diluted. For diluted samples, the reporting limits are adjusted relative to the dilution required.

Calculations are performed before rounding to avoid round-off errors in calculated results.

All holding times were met and proper preservation noted for the methods performed on these samples, unless otherwise detailed in the individual sections below.

TestAmerica utilizes USEPA approved methods and DOD QSM, where applicable, in all analytical work. The samples presented in this report were analyzed for the parameter(s) listed on the analytical methods summary page in accordance with the method(s) indicated.A summary of QC data for these analyses is included at the back of the report.

TestAmerica North Canton attests to the validity of the laboratory data generated by TestAmerica facilities reported herein. All analyses performed by TestAmerica facilities were done using established laboratory SOPs that incorporate QA/QC procedures described in the applicable methods. TestAmerica's operations groups have reviewed the data for compliance with the laboratory QA/QC plan, and data have been found to be compliant with laboratory protocols unless otherwise noted below.

All solid sample results are reported on an "as received" basis unless otherwise indicated by the presence of a % solids value in the method header.

This laboratory report is confidential and is intended for the sole use of TestAmerica and its client

All parameters for which TestAmerica North Canton has certification were evaluated to the limit of detection (LOD) and include qualified results where applicable. Parameters not certified under QSM, if any, were evaluated to the detection limit (DL) and include qualified results where applicable.

The sample(s) that contain constituents flagged with U are undetected. The result associated with this flag is the limit of detection (LOD).

RECEIPT

The samples were received on 07/24/2012; the samples arrived in good condition, properly preserved and on ice. The temperature of the coolers at receipt was 0.0, 0.4, 0.4, 0.6, 0.6, 0.6, 0.8, 1.2, 1.2, 1.2, 1.4, 1.9, 2.2, 2.5, 2.5, 2.6, 2.8, 2.8, 3.2, 3.2, 3.3, 3.4, 3.9, 3.9, 4.1, 4.4 and 4.6 C.

SEMIVOLATILE ORGANIC COMPOUNDS (GC-MS)

Samples FWGRQLMW-009C-0129-GW (240-13441-2), FWGRQLMW-DUP7-0145-GW (240-13441-4), FWGRQLMW-008C-0128-GW (240-13441-6), FWGRQLMW-007C-0127-GW (240-13441-8), FWGLL2-265C-0114-GW (240-13441-10), FWGEQUIPRINSE1-0154-GW (240-13441-12), FWGLL2MW-059C-0113-GW (240-13441-13), FWGSCFMW-004-0131-GW (240-13441-16), FWGLL1MW-087-0112-GW (240-13441-18), FWGLL1MW-065C-0110-GW (240-13441-20), FWGLL1MW-086-0111-GW (240-13441-22), FWGLL12MW-182C-0101-GW (240-13441-24), FWGLL12MW-182SS-0102-GW (240-13441-25), FWGLL1MW-064C-0109-GW (240-13441-27), FWGFWGMW-011-0091-GW (240-13441-29), FWGFWGMW-012-0092-GW (240-13441-31), FWGLL4MW-0201-0120-GW (240-13441-33), FWGLL4MW-0199C-0119-GW (240-13441-35), FWGEBGMW-125C-0079-GW (240-13441-38), FWGEBGMW-131-0080-GW (240-13441-40), FWGFWGMW-010-0090-GW (240-13441-42) and FWGLL3MW-244-0117-GW (240-13441-44) were analyzed for semivolatile organic compounds (GC-MS) in accordance with EPA SW-846 Method 8270C. The samples were prepared on 07/25/2012, 07/26/2012 and 08/03/2012 and analyzed on 08/01/2012, 08/22/2012 and 08/23/2012.

Surrogates are added during the extraction process prior to dilution. When the sample is diluted, surrogate recoveries are diluted out and no corrective action is required.

Bis(2-ethylhexyl) phthalate was detected in method blank MB 240-51975/13-A at a level that was above the method detection limit but below the reporting limit. The value should be considered an estimate, and has been flagged "J". If the associated sample reported a result above the MDL and/or RL, the result has been "B" flagged.

Bis(2-ethylhexyl) phthalate was detected in method blank MB 240-53151/21-A at a level that was above the reporting limit. If the

associated sample reported a result above the MDL and/or RL, the result has been "B" flagged. The sample associated with this method blank did not containe the target compound; therefore, further corrective action was not performed.

2-Fluorobiphenyl (Surr) failed the surrogate recovery criteria low for FWGRQLMW-007C-0127-GW (240-13441-8), FWGLL2-265C-0114-GW (240-13441-10), FWGLL2MW-059C-0113-GW (240-13441-13), FWGSCFMW-004-0131-GW (240-13441-16), FWGLL1MW-087-0112-GW (240-13441-18), FWGLL1MW-065C-0110-GW (240-13441-20), FWGLL12MW-182C-0101-GW (240-13441-24), FWGLL1MW-086-0111-GWMS/MSD (240-13441-22MS/MSD), and FWGFWGMW-012-0092-GWMSD (240-13441-31MSD).

2-Fluorobiphenyl (Surr) failed the surrogate recovery criteria low for LCS 240-52110/24-A.

2-Chloronaphthalene failed the recovery criteria low for LCS 240-52110/24-A.

Di-n-octyl phthalate failed the recovery criteria high for the MSD of sample FWGFWGMW-012-0092-GWMSD (240-13441-31) in batch 240-55373. Di-n-octyl phthalate exceeded the rpd limit.

3,3'-Dichlorobenzidine failed the recovery criteria low for the MS of sample FWGRQLMW-008C-0128-GWMS (240-13441-6) in batch 240-52774. Di-n-octyl phthalate failed the recovery criteria high.

For the MSD of sample FWGRQLMW-008C-0128-GWMSD (240-13441-6) in batch 240-52774, 3,3'-Dichlorobenzidine failed the recovery criteria low. Di-n-octyl phthalate failed the recovery criteria high. Also, Di-n-octyl phthalate exceeded the rpd limit.

The matrix spike / matrix spike duplicate (MS/MSD) recoveries for batch 51975, associated with samples FWGRQLMW-008C-0128-GW (240-13441-6 MS), FWGRQLMW-008C-0128-GW (240-13441-6 MSD), were outside control limits for several analytes. The associated laboratory control sample (LCS) recovery met acceptance criteria. This MS/MSD is highly contaminated with matrix interference and may not represent duplicates of the parent sample.

The MS/MSD associated with sample 13441-31 (FWGFWGMW-012-0092-GW (240-13441-31 MS), FWGFWGMW-012-0092-GW (240-13441-31 MSD)) had suspected contamination and may not accurately reflect the nature of the parent sample.

Surrogate recoveries for the following samples were outside control limits: FWGLL1MW-065C-0110-GW (240-13441-20), FWGLL1MW-087-0112-GW (240-13441-18), FWGLL2-265C-0114-GW (240-13441-10), FWGLL2MW-059C-0113-GW (240-13441-13), FWGRQLMW-007C-0127-GW (240-13441-8), FWGSCFMW-004-0131-GW (240-13441-16). Upon re-extraction and reanalysis surrogate recovery criteria were met, however, sample-holding times had been exceeded. Also, the method blank associated with the re-extracts had bis(2-ethylhexyl) phthalate contamination in excess of acceptance criteria and the MRL/MDL closers had redundant failures for several acid analytes. With respect to these issues, the original data has been reported and flagged appropriately.

One BN surrogate recovery was outside control limits for the following samples: (LCS 240-52110/24-A), FWGFWGMW-012-0092-GW (240-13441-31 MSD), FWGLL12MW-182C-0101-GW (240-13441-24), FWGLL1MW-086-0111-GW (240-13441-22 MS), FWGLL1MW-086-0111-GW (240-13441-22 MSD). Due to the length of time elapsed since sampling corrective action was not initiated.

One BN surrogate recovery for the following sample was outside control limits: FWGEBGMW-125C-0079-GW (240-13441-38). Upon re-extraction and reanalysis all surrogate recoveries met acceptance criteria, however, sample-holding times had been exceeded. As per client protocol only the re-extracted results have been reported.

No other difficulties were encountered during the SVOCs analyses. All other quality control parameters were within the acceptance limits.

SAMPLE SUMMARY

Client: Environmental Quality Mgt., Inc. Job Number: 240-13441-1

Lab Sample ID	Client Sample ID	Client Matrix	Date/Time Sampled	Date/Time Received
240-13441-1	FWGTEAM 1-TRIP	Water	07/23/2012 0800	07/24/2012 0700
240-13441-2	FWGRQLMW-009C-0129-GW	Water	07/23/2012 0950	07/24/2012 0700
240-13441-3	FWGRQLMW-009C-0129-GF	Water	07/23/2012 0950	07/24/2012 0700
240-13441-4	FWGRQLMW-DUP7-0145-GW	Water	07/23/2012 1100	07/24/2012 0700
240-13441-5	FWGRQLMW-DUP7-0145-GF	Water	07/23/2012 1100	07/24/2012 0700
240-13441-6	FWGRQLMW-008C-0128-GW	Water	07/23/2012 1145	07/24/2012 0700
240-13441-6MS	FWGRQLMW-008C-0128-GW	Water	07/23/2012 1145	07/24/2012 0700
240-13441-6MSD	FWGRQLMW-008C-0128-GW	Water	07/23/2012 1145	07/24/2012 0700
240-13441-7	FWGRQLMW-008C-0128-GF	Water	07/23/2012 1145	07/24/2012 0700
240-13441-7MS	FWGRQLMW-008C-0128-GF	Water	07/23/2012 1145	07/24/2012 0700
240-13441-7DU	FWGRQLMW-008C-0128-GF	Water	07/23/2012 1145	07/24/2012 0700
240-13441-8	FWGRQLMW-007C-0127-GW	Water	07/23/2012 1410	07/24/2012 0700
240-13441-9	FWGRQLMW-007C-0127-GF	Water	07/23/2012 1410	07/24/2012 0700
240-13441-10	FWGLL2-265C-0114-GW	Water	07/23/2012 1525	07/24/2012 0700
240-13441-11	FWGLL2-265C-0114-GF	Water	07/23/2012 1525	07/24/2012 0700
240-13441-12	FWGEQUIPRINSE1-0154-GW	Water	07/23/2012 1615	07/24/2012 0700
240-13441-13	FWGLL2MW-059C-0113-GW	Water	07/23/2012 1700	07/24/2012 0700
240-13441-14	FWGLL2MW-059C-0113-GF	Water	07/23/2012 1700	07/24/2012 0700
240-13441-15	FWGTEAM 2-TRIP	Water	07/23/2012 0800	07/24/2012 0700
240-13441-16	FWGSCFMW-004-0131-GW	Water	07/23/2012 1008	07/24/2012 0700
240-13441-17	FWGSCFMW-004-0131-GF	Water	07/23/2012 1008	07/24/2012 0700
240-13441-18	FWGLL1MW-087-0112-GW	Water	07/23/2012 1104	07/24/2012 0700
240-13441-19	FWGLL1MW-087-0112-GF	Water	07/23/2012 1104	07/24/2012 0700
240-13441-20	FWGLL1MW-065C-0110-GW	Water	07/23/2012 1332	07/24/2012 0700
240-13441-21	FWGLL1MW-065C-0110-GF	Water	07/23/2012 1332	07/24/2012 0700
240-13441-22	FWGLL1MW-086-0111-GW	Water	07/23/2012 1434	07/24/2012 0700
240-13441-22MS	FWGLL1MW-086-0111-GW	Water	07/23/2012 1434	07/24/2012 0700
240-13441-22MSD	FWGLL1MW-086-0111-GW	Water	07/23/2012 1434	07/24/2012 0700
240-13441-23	FWGLL1MW-086-0111-GF	Water	07/23/2012 1434	07/24/2012 0700
240-13441-23MS	FWGLL1MW-086-0111-GF	Water	07/23/2012 1434	07/24/2012 0700
240-13441-23DU	FWGLL1MW-086-0111-GF	Water	07/23/2012 1434	07/24/2012 0700
240-13441-26	FWGTEAM 3-TRIP	Water	07/23/2012 0800	07/24/2012 0700
240-13441-27	FWGLL1MW-064C-0109-GW	Water	07/23/2012 1019	07/24/2012 0700
240-13441-28	FWGLL1MW-064C-0109-GF	Water	07/23/2012 1019	07/24/2012 0700
240-13441-29	FWGFWGMW-011-0091-GW	Water	07/23/2012 1149	07/24/2012 0700
240-13441-30	FWGFWGMW-011-0091-GF	Water	07/23/2012 1149	07/24/2012 0700
240-13441-31	FWGFWGMW-012-0092-GW	Water	07/23/2012 1319	07/24/2012 0700
240-13441-31MS	FWGFWGMW-012-0092-GW	Water	07/23/2012 1319	07/24/2012 0700
240-13441-31MSD	FWGFWGMW-012-0092-GW	Water	07/23/2012 1319	07/24/2012 0700
240-13441-32	FWGFWGMW-012-0092-GF	Water	07/23/2012 1319	07/24/2012 0700
240-13441-32MS	FWGFWGMW-012-0092-GF	Water	07/23/2012 1319	07/24/2012 0700
240-13441-32DU	FWGFWGMW-012-0092-GF	Water	07/23/2012 1319	07/24/2012 0700
240-13441-33	FWGLL4MW-0201-0120-GW	Water	07/23/2012 1616	07/24/2012 0700
240-13441-34	FWGLL4MW-0201-0120-GF	Water	07/23/2012 1616	07/24/2012 0700
240-13441-35	FWGLL4MW-0199C-0119-GW	Water	07/23/2012 1723	07/24/2012 0700
240-13441-36	FWGLL4MW-0199C-0119-GF	Water	07/23/2012 1723	07/24/2012 0700
240-13441-37	FWG TEAM 4-TRIP	Water	07/23/2012 0800	07/24/2012 0700
240-13441-39	FWGEBGMW-125C-0079-GF	Water	07/23/2012 1131	07/24/2012 0700
240-13441-40	FWGEBGMW-131-0080-GW	Water	07/23/2012 1237	07/24/2012 0700
240-13441-41	FWGEBGMW-131-0080-GF	Water	07/23/2012 1237	07/24/2012 0700
240-13441-42	FWGFWGMW-010-0090-GW	Water	07/23/2012 1437	07/24/2012 0700
240-13441-43	FWGFWGMW-010-0090-GF	Water	07/23/2012 1437	07/24/2012 0700
240-13441-44	FWGLL3MW-244-0117-GW	Water	07/23/2012 1627	07/24/2012 0700

SAMPLE SUMMARY

Client: Environmental Quality Mgt., Inc. Job Number: 240-13441-1

Lab Sample ID	Client Sample ID	Client Matrix	Date/Time Sampled	Date/Time Received
240-13441-45	FWGLL3MW-244-0117-GF	Water	07/23/2012 1627	07/24/2012 0700

Sample Summary

TestAmerica West Sacramento Project Number G2G250449

WO#	Sample #	Client Sample ID	Sampling Date	Received Date
MVRQP	1	FWGRQLMW-009C-0129-GW	7/23/2012 09:50 AM	7/25/2012 09:15 AM
MVRQX	2	FWGRQLMW-DUP7-0145-GW	7/23/2012 11:00 AM	7/25/2012 09:15 AM
MVRQ0	3	FWGRQLMW-008C-0128-GW	7/23/2012 11:45 AM	7/25/2012 09:15 AM
MVRQ4	4	FWGRQLMW-007C-0127-GW	7/23/2012 02:10 PM	7/25/2012 09:15 AM
MVRQ5	5	FWGLL2-265C-0114-GW	7/23/2012 03:25 PM	7/25/2012 09:15 AM
MVRQ7	6	FWGEQUIPRINSE1-0154-GW	7/23/2012 04:15 PM	7/25/2012 09:15 AM
MVRQ8	7	FWGLL2MW-059C-0113-GW	7/23/2012 05:00 PM	7/25/2012 09:15 AM
MVRRG	8	FWGSCFW-004-0131-GW	7/23/2012 10:08 AM	7/25/2012 09:15 AM
MVRRK	9	FWGLL1MW-087-0112-GW	7/23/2012 11:04 AM	7/25/2012 09:15 AM
MVRRN	10	FWGLL1MW-065C-0110-GW	7/23/2012 01:32 PM	7/25/2012 09:15 AM
MVRRT	11	FWGLL1MW-086-0111-GW	7/23/2012 02:34 PM	7/25/2012 09:15 AM
MVRR3	12	FWGLL1MW-064C-0109-GW	7/23/2012 10:19 AM	7/25/2012 09:15 AM
MVRTD	13	FWGFWGMW-011-0091-GW	7/23/2012 11:49 AM	7/25/2012 09:15 AM
MVRTP	14	FWGFWGMW-012-0092-GW	7/23/2012 01:19 PM	7/25/2012 09:15 AM
MVRT0	15	FWGLL4MW-0201-0120-GW	7/23/2012 04:16 PM	7/25/2012 09:15 AM
MVRT4	16	FWGLL4MW-0199C-0119-GW	7/23/2012 05:23 PM	7/25/2012 09:15 AM
MVRT5	17	FWGEBGMW-131-0080-GW	7/23/2012 12:37 PM	7/25/2012 09:15 AM
MVRT6	18	FWGFWGMW-010-0090-GW	7/23/2012 02:37 PM	7/25/2012 09:15 AM
MVRT7	19	FWGLL3MW-244-0117-GW	7/23/2012 04:27 PM	7/25/2012 09:15 AM

Notes(s):

- The analytical results of the samples listed above are presented on the following pages.
- All calculations are performed before rounding to avoid round-off errors in calculated results.
- Results noted as "ND" were not detected at or above the stated limit.
- This report must not be reproduced, except in full, without the written approval of the laboratory.
- Results for the following parameters are never reported on a dry weight basis: color, corrosivity, density, flashpoint, ignitability, layers, odor, paint filter test, pH, porosity, pressure, reactivity, redox potential, specific gravity, spot tests, solids, solubility, temperature, viscosity, and weight.

SAMPLE SUMMARY

Client: Environmental Quality Mgt., Inc. Job Number: 240-13441-2

Lab Sample ID	Client Sample ID	Client Matrix	Date/Time Sampled	Date/Time Received
240-13441-2	FWGRQLMW-009C-0129-GW	Water	07/23/2012 0950	07/24/2012 0700
240-13441-4	FWGRQLMW-DUP7-0145-GW	Water	07/23/2012 1100	07/24/2012 0700
240-13441-6	FWGRQLMW-008C-0128-GW	Water	07/23/2012 1145	07/24/2012 0700
240-13441-6MS	FWGRQLMW-008C-0128-GW	Water	07/23/2012 1145	07/24/2012 0700
240-13441-6MSD	FWGRQLMW-008C-0128-GW	Water	07/23/2012 1145	07/24/2012 0700
240-13441-8	FWGRQLMW-007C-0127-GW	Water	07/23/2012 1410	07/24/2012 0700
240-13441-10	FWGLL2-265C-0114-GW	Water	07/23/2012 1525	07/24/2012 0700
240-13441-12	FWGEQUIPRINSE1-0154-GW	Water	07/23/2012 1615	07/24/2012 0700
240-13441-13	FWGLL2MW-059C-0113-GW	Water	07/23/2012 1700	07/24/2012 0700
240-13441-16	FWGSCFMW-004-0131-GW	Water	07/23/2012 1008	07/24/2012 0700
240-13441-18	FWGLL1MW-087-0112-GW	Water	07/23/2012 1104	07/24/2012 0700
240-13441-20	FWGLL1MW-065C-0110-GW	Water	07/23/2012 1332	07/24/2012 0700
240-13441-22	FWGLL1MW-086-0111-GW	Water	07/23/2012 1434	07/24/2012 0700
240-13441-22MS	FWGLL1MW-086-0111-GW	Water	07/23/2012 1434	07/24/2012 0700
240-13441-22MSD	FWGLL1MW-086-0111-GW	Water	07/23/2012 1434	07/24/2012 0700
240-13441-24	FWGLL12MW-182C-0101-GW	Water	07/23/2012 1704	07/24/2012 0700
240-13441-25	FWGLL12MW-182SS-0102-GW	Water	07/23/2012 1728	07/24/2012 0700
240-13441-27	FWGLL1MW-064C-0109-GW	Water	07/23/2012 1019	07/24/2012 0700
240-13441-29	FWGFWGMW-011-0091-GW	Water	07/23/2012 1149	07/24/2012 0700
240-13441-31	FWGFWGMW-012-0092-GW	Water	07/23/2012 1319	07/24/2012 0700
240-13441-31MS	FWGFWGMW-012-0092-GW	Water	07/23/2012 1319	07/24/2012 0700
240-13441-31MSD	FWGFWGMW-012-0092-GW	Water	07/23/2012 1319	07/24/2012 0700
240-13441-33	FWGLL4MW-0201-0120-GW	Water	07/23/2012 1616	07/24/2012 0700
240-13441-35	FWGLL4MW-0199C-0119-GW	Water	07/23/2012 1723	07/24/2012 0700
240-13441-38	FWGEBGMW-125C-0079-GW	Water	07/23/2012 1131	07/24/2012 0700
240-13441-40	FWGEBGMW-131-0080-GW	Water	07/23/2012 1237	07/24/2012 0700
240-13441-42	FWGFWGMW-010-0090-GW	Water	07/23/2012 1437	07/24/2012 0700
240-13441-44	FWGLL3MW-244-0117-GW	Water	07/23/2012 1627	07/24/2012 0700

METHOD SUMMARY

Client: Environmental Quality Mgt., Inc. Job Number: 240-13441-1

Description	Lab Location	Method	Preparation Method
Matrix: Water			
Volatile Organic Compounds (GC/MS)	TAL NC	SW846 8260B/DoD	
Purge and Trap	TAL NC		SW846 5030B
Organochlorine Pesticides (GC)	TAL NC	SW846 8081/DOD	
Liquid-Liquid Extraction (Continuous)	TAL NC		SW846 3520C
Polychlorinated Biphenyls (PCBs) by Gas Chromatography	TAL NC	SW846 8082/DOD	
Liquid-Liquid Extraction (Continuous)	TAL NC		SW846 3520C
Metals (ICP)	TAL NC	SW846 6010B/DOD	
Preparation, Total Recoverable or Dissolved Metals	TAL NC		SW846 3005A
Metals (ICP/MS)	TAL NC	SW846 6020/DOD	
Preparation, Total Recoverable or Dissolved Metals	TAL NC		SW846 3005A
Mercury (CVAA)	TAL NC	SW846 7470A/DOD	
Preparation, Mercury	TAL NC		SW846 7470A
Cyanide, Total and/or Amenable	TAL NC	SW846 9012A	
Cyanide, Total and/or Amenable, Distillation	TAL NC		SW846 9012A
General Sub Contract Method	TAL WSC	Subcontract	

Lab References:

TAL NC = TestAmerica Canton

TAL WSC = TestAmerica West Sacramento

Method References:

SW846 = "Test Methods For Evaluating Solid Waste, Physical/Chemical Methods", Third Edition, November 1986 And Its Updates.

ANALYTICAL METHODS SUMMARY

G2G250449

PARAMETER	ANALYTICAL METHOD
Nitroaromatics and Nitramines by HPLC	SW846 8330/8330A
Nitrocellulose as N, WS-WC-0050 (Colorimetric)	TAL-SOP WS-WC-0050
Organics by UV/HPLC	SW846 8330 (Modified)

References:

SW846 "Test Methods for Evaluating Solid Waste, Physical/Chemical Methods", Third Edition, November 1986 and its updates.

TAL-SOP TESTAMERICA LABORATORIES INC., LABORATORY STANDARD OPERATING PROCEDURE

METHOD SUMMARY

Client: Environmental Quality Mgt., Inc. Job Number: 240-13441-2

Description	Lab Location	Method	Preparation Method
Matrix: Water			
Semivolatile Organic Compounds (GC/MS)	TAL NC	SW846 8270C/DoD	
Liquid-Liquid Extraction (Continuous)	TAL NC		SW846 3520C

Lab References:

TAL NC = TestAmerica Canton

Method References:

SW846 = "Test Methods For Evaluating Solid Waste, Physical/Chemical Methods", Third Edition, November 1986 And Its Updates.

Chain of Custody Record

TestAmerica Laboratory location: CANTON, OH

Regulatory program: ☐ DW ☐ NPDES ☐ RCRA ☐ Other

TestAmerica THE LEADER IN ENVIRONMENTAL TESTING

TestAmerica Laboratories, Inc.

Client Contact			
Company Name: EQM	Client Project Manager: JOAN MILLER	Site Contact: ERIK CORBIN	Lab Contact: MARK LOEB
Address: 1800 CARILLON BLVD	Telephone: (513) 825-7500 / PAX 7495	Telephone: SAME	Telephone: (330) 497-9396
City/State/Zip: CINCINNATI, OH 45240	Email: ECORBIN@EQM.COM		
Phone: (513) 825-7500			
Project Name: RVAAP 66 (OH)	Method of Shipment/Carrier: LAB PICKUP		
Project Number: 050174.0016.001.009.001	Shipping/Tracking No: N/A		

COC No: 043222

1 of 2 COCs

For lab use only: Walk-in client ☐ Lab pickup ☐ Lab sampling ☐ Job/SDG No:

Analysis Turnaround Time (in BUS days)

TAT if different from below ____

☒ 3 weeks ☐ 2 weeks ☐ 1 week ☐ 2 days ☐ 1 day

PER SAW

PO#

Sample Identification	Sample Date	Sample Time	Matrix: Air	Aqueous	Sediment	Solid	Other:	Containers & Preservatives: H2SO4	HNO3	HCl	NaOH	ZnAc/NaOH	Unpres	Other:	Filtered Sample (Y/N)	Composite=C / Grab=G	VOC 8260	SVOC's 4	PEST 8081	PCB 8082	EXPLO 8330	PROPELLANTS	CYANIDE 9012	METALS 6010/6020 7470	SVOC 142	Sample Specific Notes / Special Instructions:
FWG TRIP 1 TRIP	07/23/12	0900		X						2					N	G	X									L260
FWG RQL MW-009C-0129-GW	07/23/12	0950		X				BERT		3	1		9		N	G	X	X	X	X	X	X	X			L260
FWG RQL MW-009C-0129-GF	07/23/12	0950		X					1						Y	G								X		L260
FWG RQL MW-DUP7-0145-GW	07/23/12	1100		X						3	1		9		N	G	X	X	X	X	X	X	X			A638
FWG RQL MW-DUP7-0145-GF	07/23/12	1100		X					1						Y	G								X		A038
FWG RQL MW-008C-0128-GW	07/23/12	1145		X						9	3		30 27		N	G	X	X	X	X	X	X	X			MS/MSD T52/L690/A-1
FWG RQL MW-008C-0128-GF	07/23/12	1145		X					3						Y	G								X		MS/MSD T52/L691/A-1
FWG RQL MW-007C-0127-GW	07/23/12	1410		X						3	1		9		N	G	X	X	X	X	X	X	X			54
FWG RQL MW-007C-0127-GF	07/23/12	1410		X					1						Y	G								X		54
FWG LL2 MW-265C-0114-GW	07/23/12	1525		X						3	1		9		N	G	X	~~X~~	X	X	X	X	X		X	405

Page 50/8 of 5088

Possible Hazard Identification: ☒ Non-Hazard ☐ Flammable ☐ Skin Irritant ☐ Poison B ☐ Unknown

Sample Disposal (A fee may be assessed if samples are retained longer than 1 month): ☐ Return to Client ☒ Disposal By Lab ☐ Archive For ____ Months

Special Instructions/QC Requirements & Comments:

ALL METALS ARE FIELD FILTERED

ALL VOAs IN COOLER L260

TEMPS MAY NOT MEET REQUIREMENTS IF SAMPLE COLLECTION IS CLOSE TO LAB PICKUP TIME

Relinquished by:	Company:	Date/Time:	Received by:	Company:	Date/Time:
[signature]	EQM	7/23/12 1830	[signature]	TAL-NC	7-23-12-1830
[signature]	TAL-NC	7-23-12-1955			
			Received in Laboratory by: [signature]	Company: TAL	Date/Time: 7/24/12 7:00

©2008 TestAmerica Laboratories, Inc. All rights reserved
TestAmerica & Design ™ are trademarks of TestAmerica Laboratories, Inc.

Chain of Custody Record

TestAmerica

THE LEADER IN ENVIRONMENTAL TESTING

TestAmerica Laboratory location: CANTON, OH

Regulatory program: ☐ DW ☐ NPDES ☐ RCRA ☐ Other

TestAmerica Laboratories, Inc.

Client Contact				
Company Name: EQM	Client Project Manager: JOHN MILLER	Site Contact: ERIK CORBIN	Lab Contact: MARK LOEB	COC No: 043215
Address: 1900 CARILLON BLVD	Telephone: (513) 825-7500/FAX 7495	Telephone: SAME	Telephone: (330) 497-9396	1 of 2 COCs
City/State/Zip: CINCINNATI, OH 45240	Email: ECORBIN@EQM.COM	Analysis Turnaround Time (in BUS days)	Analyses	For lab use only
Phone: (513) 825-7500		TAT if different from below: ☑ 3 weeks ☐ 2 weeks ☐ 1 week ☐ 2 days ☐ 1 day (PER SOW)		Walk-in client ☐ Lab pickup ☐ Lab sampling ☐
Project Name: RVAAP 66 (OH)	Method of Shipment/Carrier: LAB PICKUP			Job/SDG No:
Project Number: 03 0174.0016.001.009.001	Shipping/Tracking No: N/A			
PO#				Sample Specific Notes / Special Instructions: COOLER ID

Sample Identification	Sample Date	Sample Time	Matrix: Air	Aqueous	Sediment	Solid	Other:	Containers & Preservatives: H2SO4	HNO3	HCl	NaOH	ZnAc/NaOH	Unpres	Other:	Filtered Sample (Y/N)	Composite=C / Grab=G	VOC 8260	SVOC+4	TEST 8081	PCB 8082	EXPLO 8330	PROPELLANTS 9012	CYANIDE 9010/9020	METALS 7470	SVOC 1412	
FWGLLZMW-2652-0114-GP	07/23/12	1525		X					1						Y	G								X		405
FWGEQUIPRinse1-0154-GW	07/23/12	1615		X					1	3	1			9	N	G	X	X	X	X	X	X	X	X		L138
FWGLLZMW-059C-0113-GW	07/23/12	1700		X						3	1			9	N	G	X		X	X	X	X	X		X	E-16
FWGLLZMW-059C-0113-GP	07/23/12	1700		X					1						Y	G								X		E-16

Page 5079 of 5088

Possible Hazard Identification: ☐ Non-Hazard ☐ Flammable ☐ Skin Irritant ☐ Poison B ☐ Unknown

Sample Disposal (A fee may be assessed if samples are retained longer than 1 month): ☐ Return to Client ☐ Disposal By Lab ☐ Archive For _____ Months

Special Instructions/QC Requirements & Comments:

ALL VOAs IN COOLER L2C0

ALL METALS ARE FIELD FILTERED

TEMPS MAY NOT MEET REQUIREMENTS IF SAMPLE COLLECTION IS CLOSE TO LAB PICKUP TIME

Relinquished by:	Company:	Date/Time:	Received by:	Company:	Date/Time:
[signature]	EQM	7/23/12 1830	[signature]	TAL-NC	7-23-12 1830
[signature]	TAL-NC	7-23-12-1955			
Relinquished by:	Company:	Date/Time:	Received in Laboratory by:	Company:	Date/Time:
			[signature]	TAL	7/24/12 700

©2008 TestAmerica Laboratories, Inc. All rights reserved
TestAmerica & Design ™ are trademarks of TestAmerica Laboratories, Inc.

Chain of Custody Record

TestAmerica
THE LEADER IN ENVIRONMENTAL TESTING

TestAmerica Laboratory location: North Canton
Regulatory program: ☐ DW ☐ NPDES ☐ RCRA ☐ Other

TestAmerica Laboratories, Inc.

Client Contact				
Company Name: EQM	Client Project Manager: John Miller	Site Contact: Erik Corbin	Lab Contact: M. Loeb	COC No: 043209
Address: 1800 Carillon Blvd.	Telephone: 513 825 7500	Telephone: 513 825 7500	Telephone: 330 497 9396	1 of ___ COCs
City/State/Zip: Cincinnati Oh	Email: ecorbin@eqm.com	Analysis Turnaround Time (in BUS days)		For lab use only
Phone: 513 825 7500	fax 513 825 7495	TAT if different from below ___ per SOW: ☒ 3 weeks ☐ 2 weeks ☐ 1 week ☐ 2 days ☐ 1 day		Walk-in client ☐ Lab pickup ☐ Lab sampling ☐
Project Name: RVAAP-66	Method of Shipment/Carrier: Labpickup			Job/SDG No:
Project Number: 30174.0016	Shipping/Tracking No:			
PO#				

Analyses

Sample Identification	Sample Date	Sample Time	Matrix: Air	Matrix: Aqueous	Matrix: Sediment	Matrix: Solid	Matrix: Other:	Containers & Preservatives: H2SO4	HNO3	HCl	NaOH	ZnAc/NaOH	Unpres	Other:	Filtered Sample (Y/N)	Composite=C / Grab=G	VOC 8260	SVOC 1&2 8270	Pest 8081	PCB 8082	EXPlo 8330	Propellants	Metals-filtered	SVOC 4 8270	SVOC 1 8270	Sample Specific Notes / Special Instructions: Cooler ID#
FWG Team 2-Trip	7-23-12	0800								2							X									L802 ~~L802~~
FWG SCFmw-004-0131-GW		1008		X						3			8				X	X	X	X	X	X				L767
FWG SCFmw-004-0131-GF		⊥		X					1														X			L767
FWG LL1 mw-087-0112-GW		1104		X						3			9/10				X		X	X	X	X		X		L673
FWG LL1 mw-087-0112-GF		⊥		X					1														X			L673
FWG LL1 mw-065-0110-GW		1332		X						3			7				X		X		X	X			X	L802
FWG LL1 mw-065-0110-GF		⊥		X					1														X			L802
FWG LL1 mw-086-0111-GW		1434		X						9			29				X		X	X	X	X		X		L93, L618, MSMSD P25
FWG LL1 mw-086-0111-GF		⊥		X					3														X			L93, L618, MSMSD P25
FWG LL12 mw 182C-0101-GW		1704		X									2												X	GA tech
FWG LL12 mw 182SS-0102-GW		1728		X									2												X	GA tech

Possible Hazard Identification: ☒ Non-Hazard ☐ Flammable ☐ Skin Irritant ☐ Poison B ☐ Unknown

Sample Disposal (A fee may be assessed if samples are retained longer than 1 month): ☐ Return to Client ☒ Disposal By Lab ☐ Archive For ___ Months

Special Instructions/QC Requirements & Comments: SVOC listed on seperate page see quote for meaning. All VOAs in cooler L802. Temps may not meet requirements if sample collection is close to lab pickup time.

Relinquished by:	Company:	Date/Time:	Received by:	Company:	Date/Time:
[signature]	EQM	7/23/12 1830	[signature]	TAL-NC	7-23-12 1830
[signature]	TAL-NC	7-23-12-1955			
			Received in Laboratory by: [signature]	TM	7/24/12 700

©2008 TestAmerica Laboratories, Inc. All rights reserved.
TestAmerica & Design ™ are trademarks of TestAmerica Laboratories, Inc.

TAL 0018-1 (04/10)

page 2 COC# 043201

Chain of Custody Record

TestAmerica
THE LEADER IN ENVIRONMENTAL TESTING
COC #2 P
TestAmerica Laboratories, Inc.

TestAmerica Laboratory location: North Canton
Regulatory program: ☐ DW ☐ NPDES ☐ RCRA ☐ Other

Client Contact				
Company Name: EQM	Client Project Manager: John Miller	Site Contact: E. Corbin	Lab Contact: Mark Loeb	COC No: 043208
Address: 1800 Carillon Blvd	Telephone: 513-825-7500 / fax 7495	Telephone:	Telephone: 330-497-9396	1 of 2 COCs
City/State/Zip: Cincinnati / OH / 45240	Email:	Analysis Turnaround Time (in BUS days)		For lab use only
Phone: 513-825-7500		TAT if different from below: ☒ 3 weeks ☐ 2 weeks ☐ 1 week ☐ 2 days ☐ 1 day		Walk-in client ☐ Lab pickup ☐ Lab sampling ☐
Project Name: RVAAP 66 (OH)	Method of Shipment/Carrier: Lab Pickup			Job/SDG No.
Project Number: 030174.0016.001.9.1	Shipping/Tracking No: N/A			
PO#				

Analyses: VOC 8260, SVOC1 8270, SVOC4 8270, Pest 8081, PCB 8082, Explosives 8330, Propellants, Metals 6010/6020 7470, Cyanide 9012

Containers & Preservatives: H2SO4, HNO3, HCl, NaOH, ZnAc/NaOH, Unpres, Other: — Filtered Sample (Y/N) — Composite C / Grab G

Matrix: Air, Aqueous, Sediment, Solid, Other:

COOLER ID

Sample Identification	Sample Date	Sample Time	Air	Aqueous	Sediment	Solid	Other:	H2SO4	HNO3	HCl	NaOH	ZnAc/NaOH	Unpres	Other:	Filtered Sample (Y/N)	Composite C / Grab G	VOC 8260	SVOC1 8270	SVOC4 8270	Pest 8081	PCB 8082	Explosives 8330	Propellants	Metals 6010/6020 7470	Cyanide 9012	Sample Specific Notes / Special Instructions:
FWG Team 3 - Trip	7/23/12	0800		X						2							X									All VOAs in cooler 3 12 KAZ AD 7/23
FWGLL1MW-064C-0109-GW	7/23/12	1019		X						3			7				X	X		X		X	X			3
FWGLL1MW-064C-0109-GF	7/23/12	1019		X					1															X		3
~~FWGLL1MW~~ AD 7/23/12																										AD 7/23/12
FWGFWGMW-011-0091-GW	7/23/12	1149		X						3			9				X		X	X	X	X	X		X	KCA
FWGFWGMW-011-0091-GF	7/23/12	1149		X					1			1												X	~~X~~ AD 7/23/12	KCA
FWGFWGMW-012-0092-GW	7/23/12	1319		X						9		3	29				X		X	X	X	X	X		X	114, 12, KAZ MS/MSD
FWGFWGMW-012-0092-GF	7/23/12	1319		X					3															X		
FWGLL4MW-0201-0120-GW	7/23/12	1616		X						3		1	9				X		X	X	X	X	X		X	40 ml
FWGLL4MW-0201-0120-GF	7/23/12	1616		X					1															X		40 ml

Possible Hazard Identification: ☐ Non-Hazard ☐ Flammable ☐ Skin Irritant ☐ Poison B ☒ Unknown

Sample Disposal (A fee may be assessed if samples are retained longer than 1 month): ☐ Return to Client ☒ Disposal By Lab ☐ Archive For _____ Months

Special Instructions/QC Requirements & Comments: metals are field filtered

Relinquished by:	Company:	Date/Time:	Received by:	Company:	Date/Time:
[signature]	EQM	7/23/12 1830	[signature]	TAL NC	7-23-12 1830
[signature]	TAL NC	7-23-12 1955			
			Received in Laboratory by: [signature]	TAL	7/24/12 700

Temps may not meet req. if collection time is close to pickup

©2008, TestAmerica Laboratories, Inc. All rights reserved. TestAmerica & Design ™ are trademarks of TestAmerica Laboratories, Inc.

TAL 0018-1 (04/10)

page 1 COC# 043208

TestAmerica
THE LEADER IN ENVIRONMENTAL TESTING

Chain of Custody Record

TestAmerica Laboratory location: North Canton

Regulatory program: ☐ DW ☐ NPDES ☐ RCRA ☐ Other

TestAmerica Laboratories, Inc.

Client Contact				
Company Name: EQM	Client Project Manager: John Miller	Site Contact: E. Corbin	Lab Contact: M. Loeb	COC No: 043201
Address: 1800 Carillon Blvd	Telephone: 513-825-7500	Telephone:	Telephone: 330-497-9396	2 of 2 COCs
City/State/Zip: Cinti / OH / 45240	Email:	Analysis Turnaround Time (in BUS days)		For lab use only
Phone: 513-825-7500		TAT if different from below: Per SOW ☒ 3 weeks ☐ 2 weeks ☐ 1 week ☐ 2 days ☐ 1 day		Walk-in client ☐ Lab pickup ☐ Lab sampling ☐
Project Name: RVAAP (66) OH	Method of Shipment/Carrier: Lab Pickup			Job/SDG No.
Project Number: 030174.0016.001.9.1	Shipping/Tracking No: N/A			
PO #				

Analyses: Voc 8260 / SVOC / 8270 / Pest / Explosives / Propellants / Metals (6020/6010/7470)

Sample Identification	Sample Date	Sample Time	Matrix: Air	Aqueous	Sediment	Solid	Other:	Containers & Preservatives: H2SO4	HNO3	HCl	NaOH	ZnAc/NaOH	Unpres	Other:	Filtered Sample (Y/N)	Composite=C / Grab=G	Voc 8260	SVOC / 8270	Pest	Explosives	Propellants	Metals (6020/6010/7470)					Sample Specific Notes / Special Instructions: Cooler ID
FWGLL4 MW-0199C-0119-GW	7/23/12	1723		X						3			7				X	X	X	X	X						
FWGLL4 MW-0199C-0119-GF	7/23/12	1723		X					1			~~7~~ 7/23	~~X~~									X					

ASD 7/23/12

Possible Hazard Identification: ☐ Non-Hazard ☐ Flammable ☐ Skin Irritant ☐ Poison B ☒ Unknown

Sample Disposal (A fee may be assessed if samples are retained longer than 1 month): ☐ Return to Client ☒ Disposal By Lab ☐ Archive For _____ Months

Special Instructions/QC Requirements & Comments:
- Metals Field filtered
- Samples collected near pickup may not meet temp req.

Relinquished by:	Company:	Date/Time:	Received by:	Company:	Date/Time:
[signature]	EQM	7/23/12 1830	TC [signature]	TAL-NC	7-23-12-1830
TC [signature]	TAL-NC	7-23-12-1955			
			Received in Laboratory by: [signature]	TAL	7/24/12 700

TAL 0018-1 (04/10)

©2008, TestAmerica Laboratories, Inc. All rights reserved
TestAmerica & Design ™ are trademarks of TestAmerica Laboratories, Inc.

Chain of Custody Record

TestAmerica
THE LEADER IN ENVIRONMENTAL TESTING

TestAmerica Laboratory location: Canton, OH
Regulatory program: ☐ DW ☐ NPDES ☐ RCRA ☐ Other

TestAmerica Laboratories, Inc.

Client Contact				
Company Name: EQM	Client Project Manager: John Miller	Site Contact: Erik Corbin	Lab Contact: Mark Loeb	COC No: SAS072312
Address: 1800 Carillon Blvd	Telephone: (513) 825-7500 FAX 7495	Telephone: - Same	Telephone: (330) 497-9396	1 of 1 COCs
City/State/Zip: Cincinnati, OH 45240	Email: ecorbin@eqm.com			
Phone: (513) 825-7500				
Project Name: RVAAP-66 (OH)	Method of Shipment/Carrier: Lab pickup			
Project Number: 30174.0016.001.9.1	Shipping/Tracking No: NA			
PO #				

Analysis Turnaround Time (Calendar Days): TAT if different from below ____ per SOW
☒ 3 weeks ☐ 2 weeks ☐ 1 week ☐ 2 days ☐ 1 day

Analyses

Sample Identification	Sample Date	Sample Time	Air	Aqueous	Sediment	Solid	Other:	H2SO4	HNO3	HCl	NaOH	ZnAc/NaOH	Unpres	Other:	Filtered Sample (Y/N)	Composite (Y/N)	8260 VOCs	8270 SVOCs	Metals 6010/6020/7470	8081 Pesticides	8082 PCBs	8330 Explosives	Propellants	9012 Cyanide			Sample Specific Notes / Special Instructions:
FWG Team 4 Trip	072312	0800		✓					~~X~~	2							✓										Cooler C8
FWG EBG mw-125C-0079-GW	072312	1131		✓									2		N	G		✓									Cooler C8
FWG EBG mw-125C-0079-GF	072312	1131		✓					1						Y	G			✓								Cooler C8
FWG EBG mw-131-0080-GW	072312	1237		✓						3	1		9		N	G	✓	✓		✓	✓	✓	✓	✓			Cooler 176
FWG EBG mw-131-0080-GF	072312	1237		✓					1						Y	G			✓								Cooler 176
FWG FWG mw-010-0090-GW	072312	1437		✓						3	1		9		N	G	✓	✓		✓	✓	✓	✓	✓			Cooler 727
FWG FWG mw-010-0090-GF	072312	1437		✓					1						Y	G			✓								Cooler 727
FWG LL3 mw-244-0117-GW	072312	1627		✓						3	1		9		N	G	✓	✓		✓	✓	✓	✓	✓			Cooler L927
FWG LL3 mw-244-0117-GF	072312	1627		✓					1						Y	G			✓								Cooler L927

Possible Hazard Identification: ☒ Non-Hazard ☐ Flammable ☐ Skin Irritant ☐ Poison B ☐ Unknown

Sample Disposal (A fee may be assessed if samples are retained longer than 1 month): ☐ Return to Client ☒ Disposal By Lab ☐ Archive For ____ Months

Special Instructions/QC Requirements & Comments:
All metals samples are field filtered. All VOAs in cooler C8.
Temps may not meet requirements if sample collection is close to lab pickup time.

Relinquished by:	Company:	Date/Time:	Received by:	Company:	Date/Time:
Scott A Spesshardt	EQM	7/23/12; 1830	[signature]	TAL-NC	7-23-12-1830
RC [signature]	TAL-NC	7-23-12 1955			
			Received in Laboratory by: [signature]	TAL	7/24/12 700

TAL-0018 (1008)

©2008, TestAmerica Laboratories, Inc. All rights reserved.
TestAmerica & Design ™ are trademarks of TestAmerica Laboratories, Inc.

TestAmerica North Canton Sample Receipt Form/Narrative Login # : 13441

Client EQM Site Name RVAAP By: [signature] (Signature) SUTEK SMITH LIVENGOOD

Cooler Received on 24 JUL 2012 Opened on 24 JUL 2012

FedEx: 1st Grd Exp UPS FAS Stetson Client Drop Off TestAmerica Courier Other

TestAmerica Cooler # BACK Foam Box Client Cooler Box Other

Packing material used: Bubble Wrap Foam Plastic Bag None Other

COOLANT: Wet Ice Blue Ice Dry Ice Water None

1. Cooler temperature upon receipt

IR GUN# 1	(CF 0°C)	Observed Sample Temp.____°C	Corrected Sample Temp.____°C
IR GUN# 4G	(CF –1°C)	Observed Sample Temp.____°C	Corrected Sample Temp.____°C
IR GUN# 5G	(CF –1°C)	Observed Sample Temp.____°C	Corrected Sample Temp.____°C
IR GUN# 8	(CF 0°C)	Observed Sample Temp.____°C	Corrected Sample Temp.____°C

X Multiple on Back

2. Were custody seals on the outside of the cooler(s)? If Yes Quantity 27 Yes No
   - Were custody seals on the outside of the cooler(s) signed & dated? Yes No NA
   - Were custody seals on the bottle(s)? Yes No
3. Shippers' packing slip attached to the cooler(s)? Yes No
4. Did custody papers accompany the sample(s)? Yes No
5. Were the custody papers relinquished & signed in the appropriate place? Yes No
6. Did all bottles arrive in good condition (Unbroken)? Yes No
7. Could all bottle labels be reconciled with the COC? Yes No
8. Were correct bottle(s) used for the test(s) indicated? Yes No
9. Sufficient quantity received to perform indicated analyses? Yes No
10. Were sample(s) at the correct pH upon receipt? Yes No NA
11. Were VOAs on the COC? Yes No
12. Were air bubbles >6 mm in any VOA vials? Yes No NA
13. Was a trip blank present in the cooler(s)? Yes No

Contacted PM MJL Date 7/24/12 by CSL via Verbal Voice Mail Other

Concerning

14. CHAIN OF CUSTODY & SAMPLE DISCREPANCIES

COC ID = 265C-0114GW at 1525

1x250 cyn on coc did not receive. 265C-1860-GW 15:25

1x250 cyn on coc did not receive 059C-0113-GW 1700

per PM do not log cyn

rec 3x250 cyn for MSMSD 086-0111GW at 1434

not marked on coc.

Will log per COC

15. SAMPLE CONDITION

Sample(s)_____ were received after the recommended holding time had expired.

Sample(s)_____ were received in a broken container.

Sample(s)_____ were received with bubble >6 mm in diameter. (Notify PM)

16. SAMPLE PRESERVATION

Sample(s) _____ were further preserved in Sample Receiving to meet recommended pH level(s). Nitric Acid Lot# 110410-HNO3; Sulfuric Acid Lot# 041911-H2SO4; Sodium Hydroxide Lot# 121809 - NaOH; Hydrochloric Acid Lot# 041911-HCl; Sodium Hydroxide and Zinc Acetate Lot# 100108-(CH3COO)2ZN/NaOH. What time was preservative added to sample(s)? _____

Client ID	pH	Date	Initials

TestAmerica Multiple Cooler Receipt Form/Narrative — Lot Number: 13441
North Canton Facility

Cooler #	Temp °C	Method 7/7/14	Coolant	Comments
L618	2.8 — 2.8	~~WET ICE~~ IR	WET ICE	GUN #8
P25	2.5 — 2.5			
L93	3.2 — 3.2			
3L	2.5 — 2.5			
L927	2.2 — 1.2			GUN #56
727	2.2 — 1.2			
176	2.2 — 1.2			
CLIENT	1.6 — 0.6			
0411	1.4 — 0.4			
405A	1.4 — 0.4			
CLIENT	2.4 — 1.4			
114	1.0 — 0.0			
12	1.6 — 0.6			
A267	1.6 — 0.6			
A306	1.8 — 0.8			
L260	3.2 — 3.2			GUN #8
A638	2.8 — 2.8			
TS2	4.1 — 4.1			
L690	3.4 — 3.4			
A1	2.6 — 2.6			
S4	3.9 — 3.9			
L138	4.6 — 4.6			
L405	2.2 — 2.2			
L900	3.9 — 3.9			
L767	4.4 — 4.4			
L623	1.9 — 1.9			
L802	3.3 — 3.3			

TestAmerica Multiple Cooler Receipt Form/Narrative — Lot Number: 13441
North Canton Facility

Client ID	pH	Date	Initials
0129GW	>12	7.24-12	TLS
0129GF	<2		
Dup 0145 GW	>12		
Dup 0145 GF	<2		
0128 GW	>12 >12 >12		
0128 GF	<2 <2 <2		
0127 GW	>12		
0127 GF	<2		
0114 GF	<2		
0154 GW	>12, <2		
0113 GW	<2		
0131 GF	<2		
0112 GW	>12		
0112 GF	<2		
* 0110 GF	<2		
0112 GW	>12 >12 >12		
0111 GF	<2, <2, <2		
0091 GW	>12		
0091 GF	<2		
0092 GW	>12 >12 >12		
0092 GF	<2 <2 <2		
0120 GW	>12		
0120 GF	<2		
* 0119 GF	<2		
0079 GF	<2		
0080 GW	>12		
0080 GF	<2		
0090 GW	>12		
0090 GF	<2		
0117 GW	>12		
0117 GF	<2		

Client Sample ID: FWGTEAM 1-TRIP
Date Collected: 07/23/12 08:00
Date Received: 07/24/12 07:00

Lab Sample ID: 240-13441-1
Matrix: Water

Method: 8260B/DoD - Volatile Organic Compounds (GC/MS)

Analyte	Result	Qualifier	LOQ	LOD	DL	Unit	D	Analyzed	Dil Fac
1,1,1-Trichloroethane	0.25	U	1.0	0.25	0.22	ug/L		07/27/12 13:18	1
1,1,2,2-Tetrachloroethane	0.25	U	1.0	0.25	0.18	ug/L		07/27/12 13:18	1
1,1,2-Trichloroethane	0.50	U	1.0	0.50	0.27	ug/L		07/27/12 13:18	1
1,1-Dichloroethane	0.25	U	1.0	0.25	0.15	ug/L		07/27/12 13:18	1
1,1-Dichloroethene	0.25	U	1.0	0.25	0.19	ug/L		07/27/12 13:18	1
1,2-Dichloroethane	0.25	U	1.0	0.25	0.22	ug/L		07/27/12 13:18	1
1,2-Dichloroethene, Total	0.50	U	2.0	0.50	0.34	ug/L		07/27/12 13:18	1
1,2-Dichloropropane	0.25	U	1.0	0.25	0.18	ug/L		07/27/12 13:18	1
2-Hexanone	0.50	U	10	0.50	0.41	ug/L		07/27/12 13:18	1
Bromochloromethane	0.50	U	1.0	0.50	0.29	ug/L		07/27/12 13:18	1
Acetone	1.1	U	10	1.1	1.1	ug/L		07/27/12 13:18	1
Benzene	0.25	U	1.0	0.25	0.13	ug/L		07/27/12 13:18	1
Bromoform	0.64	U	1.0	0.64	0.64	ug/L		07/27/12 13:18	1
Bromomethane	0.50	U	1.0	0.50	0.41	ug/L		07/27/12 13:18	1
Carbon disulfide	0.25	U	1.0	0.25	0.13	ug/L		07/27/12 13:18	1
Carbon tetrachloride	0.25	U	1.0	0.25	0.13	ug/L		07/27/12 13:18	1
Chlorobenzene	0.25	U	1.0	0.25	0.15	ug/L		07/27/12 13:18	1
Chloroethane	0.50	U	1.0	0.50	0.29	ug/L		07/27/12 13:18	1
Chloroform	0.25	U	1.0	0.25	0.16	ug/L		07/27/12 13:18	1
Chloromethane	0.50	U	1.0	0.50	0.30	ug/L		07/27/12 13:18	1
cis-1,2-Dichloroethene	0.25	U	1.0	0.25	0.17	ug/L		07/27/12 13:18	1
cis-1,3-Dichloropropene	0.25	U	1.0	0.25	0.14	ug/L		07/27/12 13:18	1
Bromodichloromethane	0.25	U	1.0	0.25	0.15	ug/L		07/27/12 13:18	1
Ethylbenzene	0.25	U	1.0	0.25	0.17	ug/L		07/27/12 13:18	1
1,2-Dibromoethane	0.25	U	1.0	0.25	0.24	ug/L		07/27/12 13:18	1
m-Xylene & p-Xylene	0.50	U	2.0	0.50	0.24	ug/L		07/27/12 13:18	1
2-Butanone (MEK)	0.57	U	10	0.57	0.57	ug/L		07/27/12 13:18	1
4-Methyl-2-pentanone (MIBK)	0.50	U	10	0.50	0.32	ug/L		07/27/12 13:18	1
Methylene Chloride	0.50	U	1.0	0.50	0.33	ug/L		07/27/12 13:18	1
o-Xylene	0.25	U	1.0	0.25	0.14	ug/L		07/27/12 13:18	1
Styrene	0.25	U	1.0	0.25	0.11	ug/L		07/27/12 13:18	1
Tetrachloroethene	0.50	U	1.0	0.50	0.29	ug/L		07/27/12 13:18	1
Toluene	0.25	U	1.0	0.25	0.13	ug/L		07/27/12 13:18	1
trans-1,2-Dichloroethene	0.25	U	1.0	0.25	0.19	ug/L		07/27/12 13:18	1
trans-1,3-Dichloropropene	0.25	U	1.0	0.25	0.19	ug/L		07/27/12 13:18	1
Trichloroethene	0.25	U	1.0	0.25	0.17	ug/L		07/27/12 13:18	1
Vinyl chloride	0.25	U	1.0	0.25	0.22	ug/L		07/27/12 13:18	1
Xylenes, Total	0.75	U	2.0	0.75	0.28	ug/L		07/27/12 13:18	1
Dibromochloromethane	0.25	U	1.0	0.25	0.18	ug/L		07/27/12 13:18	1

Surrogate	*%Recovery*	*Qualifier*	*Limits*	*Prepared*	*Analyzed*	*Dil Fac*
1,2-Dichloroethane-d4 (Surr)	*87*		*70 - 120*		*07/27/12 13:18*	*1*
4-Bromofluorobenzene (Surr)	*96*		*75 - 120*		*07/27/12 13:18*	*1*
Toluene-d8 (Surr)	*98*		*85 - 120*		*07/27/12 13:18*	*1*
Dibromofluoromethane (Surr)	*96*		*85 - 115*		*07/27/12 13:18*	*1*

Client Sample ID: FWGRQLMW-009C-0129-GW
Date Collected: 07/23/12 09:50
Date Received: 07/24/12 07:00

Lab Sample ID: 240-13441-2
Matrix: Water

Method: 8260B/DoD - Volatile Organic Compounds (GC/MS)

Analyte	Result	Qualifier	LOQ	LOD	DL	Unit	D	Analyzed	Dil Fac
1,1,1-Trichloroethane	0.25	U	1.0	0.25	0.22	ug/L		07/27/12 13:41	1
1,1,2,2-Tetrachloroethane	0.25	U	1.0	0.25	0.18	ug/L		07/27/12 13:41	1
1,1,2-Trichloroethane	0.50	U	1.0	0.50	0.27	ug/L		07/27/12 13:41	1
1,1-Dichloroethane	0.25	U	1.0	0.25	0.15	ug/L		07/27/12 13:41	1
1,1-Dichloroethene	0.25	U	1.0	0.25	0.19	ug/L		07/27/12 13:41	1
1,2-Dichloroethane	0.25	U	1.0	0.25	0.22	ug/L		07/27/12 13:41	1
1,2-Dichloroethene, Total	0.50	U	2.0	0.50	0.34	ug/L		07/27/12 13:41	1
1,2-Dichloropropane	0.25	U	1.0	0.25	0.18	ug/L		07/27/12 13:41	1
2-Hexanone	0.50	U	10	0.50	0.41	ug/L		07/27/12 13:41	1
Bromochloromethane	0.50	U	1.0	0.50	0.29	ug/L		07/27/12 13:41	1
Acetone	1.1	U	10	1.1	1.1	ug/L		07/27/12 13:41	1
Benzene	0.25	U	1.0	0.25	0.13	ug/L		07/27/12 13:41	1
Bromoform	0.64	U	1.0	0.64	0.64	ug/L		07/27/12 13:41	1
Bromomethane	0.50	U	1.0	0.50	0.41	ug/L		07/27/12 13:41	1
Carbon disulfide	0.25	U	1.0	0.25	0.13	ug/L		07/27/12 13:41	1
Carbon tetrachloride	0.25	U	1.0	0.25	0.13	ug/L		07/27/12 13:41	1
Chlorobenzene	0.25	U	1.0	0.25	0.15	ug/L		07/27/12 13:41	1
Chloroethane	0.50	U	1.0	0.50	0.29	ug/L		07/27/12 13:41	1
Chloroform	0.25	U	1.0	0.25	0.16	ug/L		07/27/12 13:41	1
Chloromethane	0.50	U	1.0	0.50	0.30	ug/L		07/27/12 13:41	1
cis-1,2-Dichloroethene	0.25	U	1.0	0.25	0.17	ug/L		07/27/12 13:41	1
cis-1,3-Dichloropropene	0.25	U	1.0	0.25	0.14	ug/L		07/27/12 13:41	1
Bromodichloromethane	0.25	U	1.0	0.25	0.15	ug/L		07/27/12 13:41	1
Ethylbenzene	0.25	U	1.0	0.25	0.17	ug/L		07/27/12 13:41	1
1,2-Dibromoethane	0.25	U	1.0	0.25	0.24	ug/L		07/27/12 13:41	1
m-Xylene & p-Xylene	0.50	U	2.0	0.50	0.24	ug/L		07/27/12 13:41	1
2-Butanone (MEK)	0.57	U	10	0.57	0.57	ug/L		07/27/12 13:41	1
4-Methyl-2-pentanone (MIBK)	0.50	U	10	0.50	0.32	ug/L		07/27/12 13:41	1
Methylene Chloride	0.50	U	1.0	0.50	0.33	ug/L		07/27/12 13:41	1
o-Xylene	0.25	U	1.0	0.25	0.14	ug/L		07/27/12 13:41	1
Styrene	0.25	U	1.0	0.25	0.11	ug/L		07/27/12 13:41	1
Tetrachloroethene	0.50	U	1.0	0.50	0.29	ug/L		07/27/12 13:41	1
Toluene	0.25	U	1.0	0.25	0.13	ug/L		07/27/12 13:41	1
trans-1,2-Dichloroethene	0.25	U	1.0	0.25	0.19	ug/L		07/27/12 13:41	1
trans-1,3-Dichloropropene	0.25	U	1.0	0.25	0.19	ug/L		07/27/12 13:41	1
Trichloroethene	0.25	U	1.0	0.25	0.17	ug/L		07/27/12 13:41	1
Vinyl chloride	0.25	U	1.0	0.25	0.22	ug/L		07/27/12 13:41	1
Xylenes, Total	0.75	U	2.0	0.75	0.28	ug/L		07/27/12 13:41	1
Dibromochloromethane	0.25	U	1.0	0.25	0.18	ug/L		07/27/12 13:41	1

Surrogate	*%Recovery*	*Qualifier*	*Limits*	*Prepared*	*Analyzed*	*Dil Fac*
1,2-Dichloroethane-d4 (Surr)	*84*		*70 - 120*		*07/27/12 13:41*	*1*
4-Bromofluorobenzene (Surr)	*100*		*75 - 120*		*07/27/12 13:41*	*1*
Toluene-d8 (Surr)	*98*		*85 - 120*		*07/27/12 13:41*	*1*
Dibromofluoromethane (Surr)	*94*		*85 - 115*		*07/27/12 13:41*	*1*

Method: 8081/DOD - Organochlorine Pesticides (GC) - RE

Analyte	Result	Qualifier	LOQ	LOD	DL	Unit	D	Analyzed	Dil Fac
4,4'-DDD	0.0095	U H	0.048	0.0095	0.0091	ug/L		08/09/12 20:17	1
4,4'-DDE	0.0095	U H	0.048	0.0095	0.0092	ug/L		08/09/12 20:17	1

Client Sample ID: FWGRQLMW-009C-0129-GW
Date Collected: 07/23/12 09:50
Date Received: 07/24/12 07:00

Lab Sample ID: 240-13441-2
Matrix: Water

Method: 8081/DOD - Organochlorine Pesticides (GC) - RE (Continued)

Analyte	Result	Qualifier	LOQ	LOD	DL	Unit	D	Analyzed	Dil Fac
4,4'-DDT	0.029	U H	0.048	0.029	0.015	ug/L		08/09/12 20:17	1
Aldrin	0.0095	U H	0.029	0.0095	0.0078	ug/L		08/09/12 20:17	1
alpha-BHC	0.0095	U H	0.029	0.0095	0.0067	ug/L		08/09/12 20:17	1
alpha-Chlordane	0.013	U H	0.048	0.013	0.013	ug/L		08/09/12 20:17	1
beta-BHC	0.0095	U H	0.048	0.0095	0.0080	ug/L		08/09/12 20:17	1
delta-BHC	0.0095	U H	0.048	0.0095	0.0083	ug/L		08/09/12 20:17	1
Dieldrin	0.0095	U H	0.029	0.0095	0.0071	ug/L		08/09/12 20:17	1
Endosulfan I	0.012	U H	0.048	0.012	0.012	ug/L		08/09/12 20:17	1
Endosulfan II	0.011	U H	0.048	0.011	0.011	ug/L		08/09/12 20:17	1
Endosulfan sulfate	0.010	U H	0.048	0.010	0.010	ug/L		08/09/12 20:17	1
Endrin	0.010	U H	0.048	0.010	0.010	ug/L		08/09/12 20:17	1
Endrin aldehyde	0.010	U H	0.048	0.010	0.010	ug/L		08/09/12 20:17	1
Endrin ketone	0.0095	U H	0.048	0.0095	0.0074	ug/L		08/09/12 20:17	1
gamma-BHC (Lindane)	0.0095	U H	0.048	0.0095	0.0061	ug/L		08/09/12 20:17	1
gamma-Chlordane	0.011	U H	0.048	0.011	0.011	ug/L		08/09/12 20:17	1
Heptachlor	0.0095	U H	0.029	0.0095	0.0076	ug/L		08/09/12 20:17	1
Heptachlor epoxide	0.0095	U H	0.029	0.0095	0.0068	ug/L		08/09/12 20:17	1
Methoxychlor	0.030	U H	0.095	0.030	0.030	ug/L		08/09/12 20:17	1
Toxaphene	0.48	U H	1.9	0.48	0.30	ug/L		08/09/12 20:17	1

Surrogate	*%Recovery*	*Qualifier*	*Limits*	*Prepared*	*Analyzed*	*Dil Fac*
DCB Decachlorobiphenyl	*33*		*30 - 135*	*08/06/12 09:24*	*08/09/12 20:17*	*1*
DCB Decachlorobiphenyl	*34*		*30 - 135*	*08/06/12 09:24*	*08/09/12 20:17*	*1*
Tetrachloro-m-xylene	*60*		*25 - 140*	*08/06/12 09:24*	*08/09/12 20:17*	*1*
Tetrachloro-m-xylene	*64*		*25 - 140*	*08/06/12 09:24*	*08/09/12 20:17*	*1*

Method: 8082/DOD - Polychlorinated Biphenyls (PCBs) by Gas Chromatography

Analyte	Result	Qualifier	LOQ	LOD	DL	Unit	D	Analyzed	Dil Fac
Aroclor-1016	0.19	U	0.48	0.19	0.16	ug/L		08/01/12 17:18	1
Aroclor-1221	0.19	U	0.48	0.19	0.12	ug/L		08/01/12 17:18	1
Aroclor-1232	0.19	U	0.48	0.19	0.15	ug/L		08/01/12 17:18	1
Aroclor-1242	0.38	U	0.48	0.38	0.21	ug/L		08/01/12 17:18	1
Aroclor-1248	0.19	U	0.48	0.19	0.095	ug/L		08/01/12 17:18	1
Aroclor-1254	0.19	U	0.48	0.19	0.15	ug/L		08/01/12 17:18	1
Aroclor-1260	0.19	U	0.48	0.19	0.16	ug/L		08/01/12 17:18	1

Surrogate	*%Recovery*	*Qualifier*	*Limits*	*Prepared*	*Analyzed*	*Dil Fac*
Tetrachloro-m-xylene	*53*		*40 - 140*	*07/25/12 08:30*	*08/01/12 17:18*	*1*
Tetrachloro-m-xylene	*61*		*40 - 140*	*07/25/12 08:30*	*08/01/12 17:18*	*1*
DCB Decachlorobiphenyl	*18*	*Q*	*40 - 135*	*07/25/12 08:30*	*08/01/12 17:18*	*1*
DCB Decachlorobiphenyl	*20*	*Q*	*40 - 135*	*07/25/12 08:30*	*08/01/12 17:18*	*1*

Method: 8330 (Modified) - Organic Compounds by UV/HPLC - Dissolved

Analyte	Result	Qualifier	LOQ	LOD	DL	Unit	D	Analyzed	Dil Fac
Nitroguanidine	6.0 U		20	6.0	2.4	ug/L		07/27/12 16:08	1

Method: 8330/8330A - Nitroaromatics & Nitramines: Explosives (8330/A)

Analyte	Result	Qualifier	LOQ	LOD	DL	Unit	D	Analyzed	Dil Fac
Nitroglycerin	0.50 U		0.66	0.50	0.33	ug/L		07/28/12 14:25	1.01
PETN	0.50 U		0.66	0.50	0.30	ug/L		07/28/12 14:25	1.01
2-Amino-4,6-dinitrotoluene	0.10 U		0.20	0.10	0.017	ug/L		07/28/12 14:25	1.01

Client: Environmental Quality Mgt., Inc.
Project/Site: RVAAP (OH)

TestAmerica Job ID: 240-13441-1

Client Sample ID: FWGRQLMW-009C-0129-GW
Date Collected: 07/23/12 09:50
Date Received: 07/24/12 07:00

Lab Sample ID: 240-13441-2
Matrix: Water

Method: 8330/8330A - Nitroaromatics & Nitramines: Explosives (8330/A) (Continued)

Analyte	Result	Qualifier	LOQ	LOD	DL	Unit	D	Analyzed	Dil Fac
4-Amino-2,6-dinitrotoluene	0.10 U		0.10	0.10	0.050	ug/L		07/28/12 14:25	1.01
1,3-Dinitrobenzene	0.10 U		0.10	0.10	0.050	ug/L		07/28/12 14:25	1.01
2,4-Dinitrotoluene	0.10 U		0.10	0.10	0.050	ug/L		07/28/12 14:25	1.01
2,6-Dinitrotoluene	0.10 U		0.10	0.10	0.050	ug/L		07/28/12 14:25	1.01
HMX	0.050 U		0.10	0.050	0.036	ug/L		07/28/12 14:25	1.01
Nitrobenzene	0.10 U		0.10	0.10	0.050	ug/L		07/28/12 14:25	1.01
2-Nitrotoluene	0.10 U		0.50	0.10	0.089	ug/L		07/28/12 14:25	1.01
3-Nitrotoluene	0.10 U		0.50	0.10	0.058	ug/L		07/28/12 14:25	1.01
4-Nitrotoluene	0.10 U		0.66	0.10	0.089	ug/L		07/28/12 14:25	1.01
RDX	0.050 U		0.10	0.050	0.036	ug/L		07/28/12 14:25	1.01
Tetryl	0.10 U		0.10	0.10	0.050	ug/L		07/28/12 14:25	1.01
1,3,5-Trinitrobenzene	0.050 U		0.10	0.050	0.030	ug/L		07/28/12 14:25	1.01
2,4,6-Trinitrotoluene	0.10 U		0.10	0.10	0.050	ug/L		07/28/12 14:25	1.01

Surrogate	*%Recovery*	*Qualifier*	*Limits*	*Prepared*	*Analyzed*	*Dil Fac*
3,4-Dinitrotoluene	*99*		*79 - 111*	*07/26/12 06:00*	*07/28/12 14:25*	*1.01*

General Chemistry

Analyte	Result	Qualifier	LOQ	LOD	DL	Unit	D	Analyzed	Dil Fac
Cyanide, Total	0.010 U		0.010	0.010	0.0050	mg/L		07/26/12 13:35	1
Nitrocellulose	1.0 U		2.0	1.0	0.48	mg/L		08/08/12 13:54	1

Client Sample ID: FWGRQLMW-009C-0129-GF
Date Collected: 07/23/12 09:50
Date Received: 07/24/12 07:00

Lab Sample ID: 240-13441-3
Matrix: Water

Method: 6010B/DOD - Metals (ICP) - Total Recoverable

Analyte	Result	Qualifier	LOQ	LOD	DL	Unit	D	Analyzed	Dil Fac
Arsenic	**33**		10	10	3.3	ug/L		08/07/12 16:51	1
Chromium	4.0	U	7.0	4.0	1.4	ug/L		08/07/12 16:51	1
Cobalt	**5.3**	**J**	7.0	4.0	1.5	ug/L		08/07/12 16:51	1
Lead	5.0	U	10	5.0	1.7	ug/L		08/07/12 16:51	1
Selenium	10	U	15	10	4.0	ug/L		08/07/12 16:51	1
Silver	5.0	U	7.0	5.0	1.7	ug/L		08/07/12 16:51	1
Vanadium	4.0	U	7.0	4.0	1.3	ug/L		08/07/12 16:51	1
Barium	**49**	**J**	200	5.0	2.8	ug/L		08/07/12 16:51	1
Calcium	**36000**		5000	1000	630	ug/L		08/07/12 16:51	1
Copper	10	U	25	10	4.4	ug/L		08/07/12 16:51	1
Magnesium	**47000**		5000	300	120	ug/L		08/07/12 16:51	1
Manganese	**2400**		15	5.0	1.8	ug/L		08/07/12 16:51	1
Nickel	**5.3**	**J**	40	5.0	2.2	ug/L		08/07/12 16:51	1
Potassium	**4200**	**J**	5000	900	300	ug/L		08/07/12 16:51	1

Method: 6020/DOD - Metals (ICP/MS) - Total Recoverable

Analyte	Result	Qualifier	LOQ	LOD	DL	Unit	D	Analyzed	Dil Fac
Aluminum	60	U	60	60	20	ug/L		08/03/12 11:33	1
Antimony	**0.50**	**J**	2.0	0.50	0.21	ug/L		08/03/12 11:33	1
Beryllium	0.10	U Q	1.0	0.10	0.033	ug/L		08/03/12 11:33	1
Cadmium	0.070	U	2.0	0.070	0.023	ug/L		08/03/12 11:33	1
Iron	**13000**		150	100	44	ug/L		08/03/12 11:33	1
Sodium	**1200**		1000	400	160	ug/L		08/03/12 11:33	1
Thallium	**0.47**	**J**	2.0	1.0	0.32	ug/L		08/03/12 11:33	1
Zinc	20	U	40	20	8.8	ug/L		08/03/12 11:33	1

Method: 7470A/DOD - Mercury (CVAA)

Analyte	Result	Qualifier	LOQ	LOD	DL	Unit	D	Analyzed	Dil Fac
Hg	0.20	U	0.20	0.20	0.12	ug/L		07/27/12 10:26	1

Client Sample ID: FWGRQLMW-DUP7-0145-GW
Date Collected: 07/23/12 11:00
Date Received: 07/24/12 07:00

Lab Sample ID: 240-13441-4
Matrix: Water

Method: 8260B/DoD - Volatile Organic Compounds (GC/MS)

Analyte	Result	Qualifier	LOQ	LOD	DL	Unit	D	Analyzed	Dil Fac
1,1,1-Trichloroethane	0.25	U	1.0	0.25	0.22	ug/L		07/27/12 14:03	1
1,1,2,2-Tetrachloroethane	0.25	U	1.0	0.25	0.18	ug/L		07/27/12 14:03	1
1,1,2-Trichloroethane	0.50	U	1.0	0.50	0.27	ug/L		07/27/12 14:03	1
1,1-Dichloroethane	0.25	U	1.0	0.25	0.15	ug/L		07/27/12 14:03	1
1,1-Dichloroethene	0.25	U	1.0	0.25	0.19	ug/L		07/27/12 14:03	1
1,2-Dichloroethane	0.25	U	1.0	0.25	0.22	ug/L		07/27/12 14:03	1
1,2-Dichloroethene, Total	0.50	U	2.0	0.50	0.34	ug/L		07/27/12 14:03	1
1,2-Dichloropropane	0.25	U	1.0	0.25	0.18	ug/L		07/27/12 14:03	1
2-Hexanone	0.50	U	10	0.50	0.41	ug/L		07/27/12 14:03	1
Bromochloromethane	0.50	U	1.0	0.50	0.29	ug/L		07/27/12 14:03	1
Acetone	1.1	U	10	1.1	1.1	ug/L		07/27/12 14:03	1
Benzene	0.25	U	1.0	0.25	0.13	ug/L		07/27/12 14:03	1
Bromoform	0.64	U	1.0	0.64	0.64	ug/L		07/27/12 14:03	1
Bromomethane	0.50	U	1.0	0.50	0.41	ug/L		07/27/12 14:03	1
Carbon disulfide	0.25	U	1.0	0.25	0.13	ug/L		07/27/12 14:03	1
Carbon tetrachloride	0.25	U	1.0	0.25	0.13	ug/L		07/27/12 14:03	1
Chlorobenzene	0.25	U	1.0	0.25	0.15	ug/L		07/27/12 14:03	1
Chloroethane	0.50	U	1.0	0.50	0.29	ug/L		07/27/12 14:03	1
Chloroform	0.25	U	1.0	0.25	0.16	ug/L		07/27/12 14:03	1
Chloromethane	0.50	U	1.0	0.50	0.30	ug/L		07/27/12 14:03	1
cis-1,2-Dichloroethene	0.25	U	1.0	0.25	0.17	ug/L		07/27/12 14:03	1
cis-1,3-Dichloropropene	0.25	U	1.0	0.25	0.14	ug/L		07/27/12 14:03	1
Bromodichloromethane	0.25	U	1.0	0.25	0.15	ug/L		07/27/12 14:03	1
Ethylbenzene	0.25	U	1.0	0.25	0.17	ug/L		07/27/12 14:03	1
1,2-Dibromoethane	0.25	U	1.0	0.25	0.24	ug/L		07/27/12 14:03	1
m-Xylene & p-Xylene	0.50	U	2.0	0.50	0.24	ug/L		07/27/12 14:03	1
2-Butanone (MEK)	0.57	U	10	0.57	0.57	ug/L		07/27/12 14:03	1
4-Methyl-2-pentanone (MIBK)	0.50	U	10	0.50	0.32	ug/L		07/27/12 14:03	1
Methylene Chloride	0.50	U	1.0	0.50	0.33	ug/L		07/27/12 14:03	1
o-Xylene	0.25	U	1.0	0.25	0.14	ug/L		07/27/12 14:03	1
Styrene	0.25	U	1.0	0.25	0.11	ug/L		07/27/12 14:03	1
Tetrachloroethene	0.50	U	1.0	0.50	0.29	ug/L		07/27/12 14:03	1
Toluene	0.25	U	1.0	0.25	0.13	ug/L		07/27/12 14:03	1
trans-1,2-Dichloroethene	0.25	U	1.0	0.25	0.19	ug/L		07/27/12 14:03	1
trans-1,3-Dichloropropene	0.25	U	1.0	0.25	0.19	ug/L		07/27/12 14:03	1
Trichloroethene	0.25	U	1.0	0.25	0.17	ug/L		07/27/12 14:03	1
Vinyl chloride	0.25	U	1.0	0.25	0.22	ug/L		07/27/12 14:03	1
Xylenes, Total	0.75	U	2.0	0.75	0.28	ug/L		07/27/12 14:03	1
Dibromochloromethane	0.25	U	1.0	0.25	0.18	ug/L		07/27/12 14:03	1

Surrogate	*%Recovery*	*Qualifier*	*Limits*	*Prepared*	*Analyzed*	*Dil Fac*
1,2-Dichloroethane-d4 (Surr)	*89*		*70 - 120*		*07/27/12 14:03*	*1*
4-Bromofluorobenzene (Surr)	*97*		*75 - 120*		*07/27/12 14:03*	*1*
Toluene-d8 (Surr)	*98*		*85 - 120*		*07/27/12 14:03*	*1*
Dibromofluoromethane (Surr)	*95*		*85 - 115*		*07/27/12 14:03*	*1*

Method: 8081/DOD - Organochlorine Pesticides (GC) - RE

Analyte	Result	Qualifier	LOQ	LOD	DL	Unit	D	Analyzed	Dil Fac
4,4'-DDD	0.0095	U H	0.048	0.0095	0.0091	ug/L		08/09/12 20:42	1
4,4'-DDE	0.0095	U H	0.048	0.0095	0.0092	ug/L		08/09/12 20:42	1

Client Sample ID: FWGRQLMW-DUP7-0145-GW
Date Collected: 07/23/12 11:00
Date Received: 07/24/12 07:00

Lab Sample ID: 240-13441-4
Matrix: Water

Method: 8081/DOD - Organochlorine Pesticides (GC) - RE (Continued)

Analyte	Result	Qualifier	LOQ	LOD	DL	Unit	D	Analyzed	Dil Fac
4,4'-DDT	0.029	U H	0.048	0.029	0.015	ug/L		08/09/12 20:42	1
Aldrin	0.0095	U H	0.029	0.0095	0.0078	ug/L		08/09/12 20:42	1
alpha-BHC	0.0095	U H	0.029	0.0095	0.0067	ug/L		08/09/12 20:42	1
alpha-Chlordane	0.013	U H	0.048	0.013	0.013	ug/L		08/09/12 20:42	1
beta-BHC	0.0095	U H	0.048	0.0095	0.0080	ug/L		08/09/12 20:42	1
delta-BHC	0.0095	U H	0.048	0.0095	0.0083	ug/L		08/09/12 20:42	1
Dieldrin	0.0095	U H	0.029	0.0095	0.0071	ug/L		08/09/12 20:42	1
Endosulfan I	0.012	U H	0.048	0.012	0.012	ug/L		08/09/12 20:42	1
Endosulfan II	0.011	U H	0.048	0.011	0.011	ug/L		08/09/12 20:42	1
Endosulfan sulfate	0.010	U H	0.048	0.010	0.010	ug/L		08/09/12 20:42	1
Endrin	0.010	U H	0.048	0.010	0.010	ug/L		08/09/12 20:42	1
Endrin aldehyde	0.010	U H	0.048	0.010	0.010	ug/L		08/09/12 20:42	1
Endrin ketone	0.0095	U H	0.048	0.0095	0.0074	ug/L		08/09/12 20:42	1
gamma-BHC (Lindane)	0.0095	U H	0.048	0.0095	0.0061	ug/L		08/09/12 20:42	1
gamma-Chlordane	0.011	U H	0.048	0.011	0.011	ug/L		08/09/12 20:42	1
Heptachlor	0.0095	U H	0.029	0.0095	0.0076	ug/L		08/09/12 20:42	1
Heptachlor epoxide	0.0095	U H	0.029	0.0095	0.0068	ug/L		08/09/12 20:42	1
Methoxychlor	0.030	U H	0.095	0.030	0.030	ug/L		08/09/12 20:42	1
Toxaphene	0.48	U H	1.9	0.48	0.30	ug/L		08/09/12 20:42	1

Surrogate	*%Recovery*	*Qualifier*	*Limits*	*Prepared*	*Analyzed*	*Dil Fac*
DCB Decachlorobiphenyl	*49*		*30 - 135*	*08/06/12 09:24*	*08/09/12 20:42*	*1*
DCB Decachlorobiphenyl	*44*		*30 - 135*	*08/06/12 09:24*	*08/09/12 20:42*	*1*
Tetrachloro-m-xylene	*64*		*25 - 140*	*08/06/12 09:24*	*08/09/12 20:42*	*1*
Tetrachloro-m-xylene	*63*		*25 - 140*	*08/06/12 09:24*	*08/09/12 20:42*	*1*

Method: 8082/DOD - Polychlorinated Biphenyls (PCBs) by Gas Chromatography

Analyte	Result	Qualifier	LOQ	LOD	DL	Unit	D	Analyzed	Dil Fac
Aroclor-1016	0.19	U H	0.48	0.19	0.16	ug/L		08/07/12 15:43	1
Aroclor-1221	0.19	U H	0.48	0.19	0.12	ug/L		08/07/12 15:43	1
Aroclor-1232	0.19	U H	0.48	0.19	0.15	ug/L		08/07/12 15:43	1
Aroclor-1242	0.38	U H	0.48	0.38	0.21	ug/L		08/07/12 15:43	1
Aroclor-1248	0.19	U H	0.48	0.19	0.095	ug/L		08/07/12 15:43	1
Aroclor-1254	0.19	U H	0.48	0.19	0.15	ug/L		08/07/12 15:43	1
Aroclor-1260	0.19	U H	0.48	0.19	0.16	ug/L		08/07/12 15:43	1

Surrogate	*%Recovery*	*Qualifier*	*Limits*	*Prepared*	*Analyzed*	*Dil Fac*
Tetrachloro-m-xylene	*65*		*40 - 140*	*08/06/12 09:18*	*08/07/12 15:43*	*1*
Tetrachloro-m-xylene	*69*		*40 - 140*	*08/06/12 09:18*	*08/07/12 15:43*	*1*
DCB Decachlorobiphenyl	*43*		*40 - 135*	*08/06/12 09:18*	*08/07/12 15:43*	*1*
DCB Decachlorobiphenyl	*45*		*40 - 135*	*08/06/12 09:18*	*08/07/12 15:43*	*1*

Method: 8330 (Modified) - Organic Compounds by UV/HPLC - Dissolved

Analyte	Result	Qualifier	LOQ	LOD	DL	Unit	D	Analyzed	Dil Fac
Nitroguanidine	6.0 U		20	6.0	2.4	ug/L		07/27/12 16:22	1

Method: 8330/8330A - Nitroaromatics & Nitramines: Explosives (8330/A)

Analyte	Result	Qualifier	LOQ	LOD	DL	Unit	D	Analyzed	Dil Fac
Nitroglycerin	0.50 U		0.66	0.50	0.33	ug/L		07/28/12 15:06	1.01
PETN	0.50 U		0.66	0.50	0.30	ug/L		07/28/12 15:06	1.01
2-Amino-4,6-dinitrotoluene	0.10 U		0.20	0.10	0.017	ug/L		07/28/12 15:06	1.01

Client: Environmental Quality Mgt., Inc.
Project/Site: RVAAP (OH)

TestAmerica Job ID: 240-13441-1

Client Sample ID: FWGRQLMW-DUP7-0145-GW
Date Collected: 07/23/12 11:00
Date Received: 07/24/12 07:00

Lab Sample ID: 240-13441-4
Matrix: Water

Method: 8330/8330A - Nitroaromatics & Nitramines: Explosives (8330/A) (Continued)

Analyte	Result	Qualifier	LOQ	LOD	DL	Unit	D	Analyzed	Dil Fac
4-Amino-2,6-dinitrotoluene	0.10 U		0.10	0.10	0.050	ug/L		07/28/12 15:06	1.01
1,3-Dinitrobenzene	0.10 U		0.10	0.10	0.050	ug/L		07/28/12 15:06	1.01
2,4-Dinitrotoluene	0.10 U		0.10	0.10	0.050	ug/L		07/28/12 15:06	1.01
2,6-Dinitrotoluene	0.10 U		0.10	0.10	0.050	ug/L		07/28/12 15:06	1.01
HMX	0.050 U		0.10	0.050	0.036	ug/L		07/28/12 15:06	1.01
Nitrobenzene	0.10 U		0.10	0.10	0.050	ug/L		07/28/12 15:06	1.01
2-Nitrotoluene	0.10 U		0.50	0.10	0.089	ug/L		07/28/12 15:06	1.01
3-Nitrotoluene	0.10 U		0.50	0.10	0.058	ug/L		07/28/12 15:06	1.01
4-Nitrotoluene	0.10 U		0.66	0.10	0.089	ug/L		07/28/12 15:06	1.01
RDX	0.050 U		0.10	0.050	0.036	ug/L		07/28/12 15:06	1.01
Tetryl	0.10 U		0.10	0.10	0.050	ug/L		07/28/12 15:06	1.01
1,3,5-Trinitrobenzene	0.050 U		0.10	0.050	0.030	ug/L		07/28/12 15:06	1.01
2,4,6-Trinitrotoluene	0.10 U		0.10	0.10	0.050	ug/L		07/28/12 15:06	1.01

Surrogate	*%Recovery*	*Qualifier*	*Limits*	*Prepared*	*Analyzed*	*Dil Fac*
3,4-Dinitrotoluene	*100*		*79 - 111*	*07/26/12 06:00*	*07/28/12 15:06*	*1.01*

General Chemistry

Analyte	Result	Qualifier	LOQ	LOD	DL	Unit	D	Analyzed	Dil Fac
Cyanide, Total	0.010 U		0.010	0.010	0.0050	mg/L		07/26/12 13:35	1
Nitrocellulose	1.0 U		2.0	1.0	0.48	mg/L		08/08/12 13:56	1

Client Sample ID: FWGRQLMW-DUP7-0145-GF
Date Collected: 07/23/12 11:00
Date Received: 07/24/12 07:00

Lab Sample ID: 240-13441-5
Matrix: Water

Method: 6010B/DOD - Metals (ICP) - Total Recoverable

Analyte	Result	Qualifier	LOQ	LOD	DL	Unit	D	Analyzed	Dil Fac
Arsenic	**32**		10	10	3.3	ug/L		08/07/12 16:55	1
Chromium	4.0	U	7.0	4.0	1.4	ug/L		08/07/12 16:55	1
Cobalt	**5.6**	**J**	7.0	4.0	1.5	ug/L		08/07/12 16:55	1
Lead	5.0	U	10	5.0	1.7	ug/L		08/07/12 16:55	1
Selenium	10	U	15	10	4.0	ug/L		08/07/12 16:55	1
Silver	5.0	U	7.0	5.0	1.7	ug/L		08/07/12 16:55	1
Vanadium	4.0	U	7.0	4.0	1.3	ug/L		08/07/12 16:55	1
Barium	**50**	**J**	200	5.0	2.8	ug/L		08/07/12 16:55	1
Calcium	**37000**		5000	1000	630	ug/L		08/07/12 16:55	1
Copper	10	U	25	10	4.4	ug/L		08/07/12 16:55	1
Magnesium	**48000**		5000	300	120	ug/L		08/07/12 16:55	1
Manganese	**2400**		15	5.0	1.8	ug/L		08/07/12 16:55	1
Nickel	**5.4**	**J**	40	5.0	2.2	ug/L		08/07/12 16:55	1
Potassium	**4300**	**J**	5000	900	300	ug/L		08/07/12 16:55	1

Method: 6020/DOD - Metals (ICP/MS) - Total Recoverable

Analyte	Result	Qualifier	LOQ	LOD	DL	Unit	D	Analyzed	Dil Fac
Aluminum	60	U	60	60	20	ug/L		08/03/12 11:38	1
Antimony	**0.21**	**J**	2.0	0.50	0.21	ug/L		08/03/12 11:38	1
Beryllium	0.10	U Q	1.0	0.10	0.033	ug/L		08/03/12 11:38	1
Cadmium	0.070	U	2.0	0.070	0.023	ug/L		08/03/12 11:38	1
Iron	**13000**		150	100	44	ug/L		08/03/12 11:38	1
Sodium	**1200**		1000	400	160	ug/L		08/03/12 11:38	1
Thallium	1.0	U	2.0	1.0	0.32	ug/L		08/03/12 11:38	1
Zinc	20	U	40	20	8.8	ug/L		08/03/12 11:38	1

Method: 7470A/DOD - Mercury (CVAA)

Analyte	Result	Qualifier	LOQ	LOD	DL	Unit	D	Analyzed	Dil Fac
Hg	0.20	U	0.20	0.20	0.12	ug/L		07/27/12 10:28	1

Client Sample ID: FWGRQLMW-008C-0128-GW
Date Collected: 07/23/12 11:45
Date Received: 07/24/12 07:00

Lab Sample ID: 240-13441-6
Matrix: Water

Method: 8260B/DoD - Volatile Organic Compounds (GC/MS)

Analyte	Result	Qualifier	LOQ	LOD	DL	Unit	D	Analyzed	Dil Fac
1,1,1-Trichloroethane	0.25	U	1.0	0.25	0.22	ug/L		07/27/12 14:26	1
1,1,2,2-Tetrachloroethane	0.25	U	1.0	0.25	0.18	ug/L		07/27/12 14:26	1
1,1,2-Trichloroethane	0.50	U	1.0	0.50	0.27	ug/L		07/27/12 14:26	1
1,1-Dichloroethane	0.25	U	1.0	0.25	0.15	ug/L		07/27/12 14:26	1
1,1-Dichloroethene	0.25	U	1.0	0.25	0.19	ug/L		07/27/12 14:26	1
1,2-Dichloroethane	0.25	U	1.0	0.25	0.22	ug/L		07/27/12 14:26	1
1,2-Dichloroethene, Total	0.50	U	2.0	0.50	0.34	ug/L		07/27/12 14:26	1
1,2-Dichloropropane	0.25	U	1.0	0.25	0.18	ug/L		07/27/12 14:26	1
2-Hexanone	0.50	U	10	0.50	0.41	ug/L		07/27/12 14:26	1
Bromochloromethane	0.50	U	1.0	0.50	0.29	ug/L		07/27/12 14:26	1
Acetone	1.1	U	10	1.1	1.1	ug/L		07/27/12 14:26	1
Benzene	0.25	U	1.0	0.25	0.13	ug/L		07/27/12 14:26	1
Bromoform	0.64	U	1.0	0.64	0.64	ug/L		07/27/12 14:26	1
Bromomethane	0.50	U	1.0	0.50	0.41	ug/L		07/27/12 14:26	1
Carbon disulfide	0.25	U	1.0	0.25	0.13	ug/L		07/27/12 14:26	1
Carbon tetrachloride	0.25	U	1.0	0.25	0.13	ug/L		07/27/12 14:26	1
Chlorobenzene	0.25	U	1.0	0.25	0.15	ug/L		07/27/12 14:26	1
Chloroethane	0.50	U	1.0	0.50	0.29	ug/L		07/27/12 14:26	1
Chloroform	0.25	U	1.0	0.25	0.16	ug/L		07/27/12 14:26	1
Chloromethane	0.50	U	1.0	0.50	0.30	ug/L		07/27/12 14:26	1
cis-1,2-Dichloroethene	0.25	U	1.0	0.25	0.17	ug/L		07/27/12 14:26	1
cis-1,3-Dichloropropene	0.25	U	1.0	0.25	0.14	ug/L		07/27/12 14:26	1
Bromodichloromethane	0.25	U	1.0	0.25	0.15	ug/L		07/27/12 14:26	1
Ethylbenzene	0.25	U	1.0	0.25	0.17	ug/L		07/27/12 14:26	1
1,2-Dibromoethane	0.25	U	1.0	0.25	0.24	ug/L		07/27/12 14:26	1
m-Xylene & p-Xylene	0.50	U	2.0	0.50	0.24	ug/L		07/27/12 14:26	1
2-Butanone (MEK)	0.57	U	10	0.57	0.57	ug/L		07/27/12 14:26	1
4-Methyl-2-pentanone (MIBK)	0.50	U	10	0.50	0.32	ug/L		07/27/12 14:26	1
Methylene Chloride	0.50	U	1.0	0.50	0.33	ug/L		07/27/12 14:26	1
o-Xylene	0.25	U	1.0	0.25	0.14	ug/L		07/27/12 14:26	1
Styrene	0.25	U	1.0	0.25	0.11	ug/L		07/27/12 14:26	1
Tetrachloroethene	0.50	U	1.0	0.50	0.29	ug/L		07/27/12 14:26	1
Toluene	0.25	U	1.0	0.25	0.13	ug/L		07/27/12 14:26	1
trans-1,2-Dichloroethene	0.25	U	1.0	0.25	0.19	ug/L		07/27/12 14:26	1
trans-1,3-Dichloropropene	0.25	U	1.0	0.25	0.19	ug/L		07/27/12 14:26	1
Trichloroethene	0.25	U	1.0	0.25	0.17	ug/L		07/27/12 14:26	1
Vinyl chloride	0.25	U	1.0	0.25	0.22	ug/L		07/27/12 14:26	1
Xylenes, Total	0.75	U	2.0	0.75	0.28	ug/L		07/27/12 14:26	1
Dibromochloromethane	0.25	U	1.0	0.25	0.18	ug/L		07/27/12 14:26	1

Surrogate	*%Recovery*	*Qualifier*	*Limits*	*Prepared*	*Analyzed*	*Dil Fac*
1,2-Dichloroethane-d4 (Surr)	*84*		*70 - 120*		*07/27/12 14:26*	*1*
4-Bromofluorobenzene (Surr)	*99*		*75 - 120*		*07/27/12 14:26*	*1*
Toluene-d8 (Surr)	*98*		*85 - 120*		*07/27/12 14:26*	*1*
Dibromofluoromethane (Surr)	*94*		*85 - 115*		*07/27/12 14:26*	*1*

Method: 8081/DOD - Organochlorine Pesticides (GC)

Analyte	Result	Qualifier	LOQ	LOD	DL	Unit	D	Analyzed	Dil Fac
4,4'-DDD	0.0095	U	0.048	0.0095	0.0091	ug/L		08/01/12 16:19	1
4,4'-DDE	0.0095	U J	0.048	0.0095	0.0092	ug/L		08/01/12 16:19	1

Client Sample ID: FWGRQLMW-008C-0128-GW
Date Collected: 07/23/12 11:45
Date Received: 07/24/12 07:00

Lab Sample ID: 240-13441-6
Matrix: Water

Method: 8081/DOD - Organochlorine Pesticides (GC) (Continued)

Analyte	Result	Qualifier	LOQ	LOD	DL	Unit	D	Analyzed	Dil Fac
4,4'-DDT	0.029	U J	0.048	0.029	0.015	ug/L		08/01/12 16:19	1
Aldrin	0.0095	U	0.029	0.0095	0.0078	ug/L		08/01/12 16:19	1
alpha-BHC	0.0095	U J	0.029	0.0095	0.0067	ug/L		08/01/12 16:19	1
alpha-Chlordane	0.013	U J	0.048	0.013	0.013	ug/L		08/01/12 16:19	1
beta-BHC	**0.075**	**J**	0.048	0.0095	0.0080	ug/L		08/01/12 16:19	1
delta-BHC	**0.018**	**J**	0.048	0.0095	0.0083	ug/L		08/01/12 16:19	1
Dieldrin	0.0095	U J	0.029	0.0095	0.0071	ug/L		08/01/12 16:19	1
Endosulfan I	0.012	U J	0.048	0.012	0.012	ug/L		08/01/12 16:19	1
Endosulfan II	0.011	U	0.048	0.011	0.011	ug/L		08/01/12 16:19	1
Endosulfan sulfate	0.010	U	0.048	0.010	0.010	ug/L		08/01/12 16:19	1
Endrin	0.010	U	0.048	0.010	0.010	ug/L		08/01/12 16:19	1
Endrin aldehyde	0.010	U J	0.048	0.010	0.010	ug/L		08/01/12 16:19	1
Endrin ketone	0.0095	U J	0.048	0.0095	0.0074	ug/L		08/01/12 16:19	1
gamma-BHC (Lindane)	0.0095	U	0.048	0.0095	0.0061	ug/L		08/01/12 16:19	1
gamma-Chlordane	0.011	U J	0.048	0.011	0.011	ug/L		08/01/12 16:19	1
Heptachlor	0.0095	U	0.029	0.0095	0.0076	ug/L		08/01/12 16:19	1
Heptachlor epoxide	0.0095	U J	0.029	0.0095	0.0068	ug/L		08/01/12 16:19	1
Methoxychlor	0.030	U J	0.095	0.030	0.030	ug/L		08/01/12 16:19	1
Toxaphene	0.48	U J	1.9	0.48	0.30	ug/L		08/01/12 16:19	1

Surrogate	*%Recovery*	*Qualifier*	*Limits*	*Prepared*	*Analyzed*	*Dil Fac*
DCB Decachlorobiphenyl	*11*	*Q*	*30 - 135*	*07/25/12 08:18*	*08/01/12 16:19*	*1*
DCB Decachlorobiphenyl	*19*	*Q*	*30 - 135*	*07/25/12 08:18*	*08/01/12 16:19*	*1*
Tetrachloro-m-xylene	*55*		*25 - 140*	*07/25/12 08:18*	*08/01/12 16:19*	*1*
Tetrachloro-m-xylene	*55*		*25 - 140*	*07/25/12 08:18*	*08/01/12 16:19*	*1*

Method: 8082/DOD - Polychlorinated Biphenyls (PCBs) by Gas Chromatography

Analyte	Result	Qualifier	LOQ	LOD	DL	Unit	D	Analyzed	Dil Fac
Aroclor-1016	0.19	U	0.48	0.19	0.16	ug/L		08/01/12 17:50	1
Aroclor-1221	0.19	U	0.48	0.19	0.12	ug/L		08/01/12 17:50	1
Aroclor-1232	0.19	U	0.48	0.19	0.15	ug/L		08/01/12 17:50	1
Aroclor-1242	0.38	U	0.48	0.38	0.21	ug/L		08/01/12 17:50	1
Aroclor-1248	0.19	U	0.48	0.19	0.095	ug/L		08/01/12 17:50	1
Aroclor-1254	0.19	U	0.48	0.19	0.15	ug/L		08/01/12 17:50	1
Aroclor-1260	0.19	U J	0.48	0.19	0.16	ug/L		08/01/12 17:50	1

Surrogate	*%Recovery*	*Qualifier*	*Limits*	*Prepared*	*Analyzed*	*Dil Fac*
Tetrachloro-m-xylene	*65*		*40 - 140*	*07/25/12 08:30*	*08/01/12 17:50*	*1*
Tetrachloro-m-xylene	*69*		*40 - 140*	*07/25/12 08:30*	*08/01/12 17:50*	*1*
DCB Decachlorobiphenyl	*15*	*Q*	*40 - 135*	*07/25/12 08:30*	*08/01/12 17:50*	*1*
DCB Decachlorobiphenyl	*16*	*Q*	*40 - 135*	*07/25/12 08:30*	*08/01/12 17:50*	*1*

Method: 8330 (Modified) - Organic Compounds by UV/HPLC - Dissolved

Analyte	Result	Qualifier	LOQ	LOD	DL	Unit	D	Analyzed	Dil Fac
Nitroguanidine	6.0 U		20	6.0	2.4	ug/L		07/27/12 16:36	1

Method: 8330/8330A - Nitroaromatics & Nitramines: Explosives (8330/A)

Analyte	Result	Qualifier	LOQ	LOD	DL	Unit	D	Analyzed	Dil Fac
Nitroglycerin	0.52 U		0.67	0.52	0.34	ug/L		07/28/12 15:46	1.03
PETN	0.52 U		0.67	0.52	0.31	ug/L		07/28/12 15:46	1.03
2-Amino-4,6-dinitrotoluene	0.10 U		0.21	0.10	0.018	ug/L		07/28/12 15:46	1.03

Client: Environmental Quality Mgt., Inc.
Project/Site: RVAAP (OH)

TestAmerica Job ID: 240-13441-1

Client Sample ID: FWGRQLMW-008C-0128-GW
Date Collected: 07/23/12 11:45
Date Received: 07/24/12 07:00

Lab Sample ID: 240-13441-6
Matrix: Water

Method: 8330/8330A - Nitroaromatics & Nitramines: Explosives (8330/A) (Continued)

Analyte	Result	Qualifier	LOQ	LOD	DL	Unit	D	Analyzed	Dil Fac
4-Amino-2,6-dinitrotoluene	0.10 U		0.10	0.10	0.052	ug/L		07/28/12 15:46	1.03
1,3-Dinitrobenzene	0.10 U		0.10	0.10	0.052	ug/L		07/28/12 15:46	1.03
2,4-Dinitrotoluene	0.10 U		0.10	0.10	0.052	ug/L		07/28/12 15:46	1.03
2,6-Dinitrotoluene	0.10 U		0.10	0.10	0.052	ug/L		07/28/12 15:46	1.03
HMX	0.052 U		0.10	0.052	0.037	ug/L		07/28/12 15:46	1.03
Nitrobenzene	**0.24**	**PG**	0.10	0.10	0.052	ug/L		07/28/12 15:46	1.03
2-Nitrotoluene	0.10 U		0.52	0.10	0.091	ug/L		07/28/12 15:46	1.03
3-Nitrotoluene	0.10 U		0.52	0.10	0.059	ug/L		07/28/12 15:46	1.03
4-Nitrotoluene	0.10 U		0.67	0.10	0.091	ug/L		07/28/12 15:46	1.03
RDX	0.052 U		0.10	0.052	0.037	ug/L		07/28/12 15:46	1.03
Tetryl	**0.38**	**PG**	0.10	0.10	0.052	ug/L		07/28/12 15:46	1.03
1,3,5-Trinitrobenzene	0.052 U		0.10	0.052	0.031	ug/L		07/28/12 15:46	1.03
2,4,6-Trinitrotoluene	0.10 U		0.10	0.10	0.052	ug/L		07/28/12 15:46	1.03

Surrogate	*%Recovery*	*Qualifier*	*Limits*	*Prepared*	*Analyzed*	*Dil Fac*
3,4-Dinitrotoluene	*111*		*79 - 111*	*07/26/12 06:00*	*07/28/12 15:46*	*1.03*

General Chemistry

Analyte	Result	Qualifier	LOQ	LOD	DL	Unit	D	Analyzed	Dil Fac
Cyanide, Total	0.010	U	0.010	0.010	0.0050	mg/L		07/26/12 13:13	1
Nitrocellulose	1.0 U		2.0	1.0	0.48	mg/L		08/10/12 13:33	1

Client Sample ID: FWGRQLMW-008C-0128-GF
Date Collected: 07/23/12 11:45
Date Received: 07/24/12 07:00

Lab Sample ID: 240-13441-7
Matrix: Water

Method: 6010B/DOD - Metals (ICP) - Total Recoverable

Analyte	Result	Qualifier	LOQ	LOD	DL	Unit	D	Analyzed	Dil Fac
Arsenic	**45**		10	10	3.3	ug/L		08/07/12 16:31	1
Chromium	4.0	U	7.0	4.0	1.4	ug/L		08/07/12 16:31	1
Cobalt	4.0	U	7.0	4.0	1.5	ug/L		08/07/12 16:31	1
Lead	5.0	U	10	5.0	1.7	ug/L		08/07/12 16:31	1
Selenium	10	U	15	10	4.0	ug/L		08/07/12 16:31	1
Silver	5.0	U	7.0	5.0	1.7	ug/L		08/07/12 16:31	1
Vanadium	4.0	U	7.0	4.0	1.3	ug/L		08/07/12 16:31	1
Barium	**140**	**J**	200	5.0	2.8	ug/L		08/07/12 16:31	1
Calcium	**80000**		5000	1000	630	ug/L		08/07/12 16:31	1
Copper	10	U	25	10	4.4	ug/L		08/07/12 16:31	1
Magnesium	**62000**		5000	300	120	ug/L		08/07/12 16:31	1
Manganese	**760**		15	5.0	1.8	ug/L		08/07/12 16:31	1
Nickel	**2.4**	**J**	40	5.0	2.2	ug/L		08/07/12 16:31	1
Potassium	**5300**		5000	900	300	ug/L		08/07/12 16:31	1

Method: 6020/DOD - Metals (ICP/MS) - Total Recoverable

Analyte	Result	Qualifier	LOQ	LOD	DL	Unit	D	Analyzed	Dil Fac
Aluminum	60	U	60	60	20	ug/L		08/03/12 11:04	1
Antimony	0.50	U	2.0	0.50	0.21	ug/L		08/03/12 11:04	1
Beryllium	**0.050**	**J Q**	1.0	0.10	0.033	ug/L		08/03/12 11:04	1
Cadmium	0.070	U	2.0	0.070	0.023	ug/L		08/03/12 11:04	1
Iron	**110000**		150	100	44	ug/L		08/03/12 11:04	1
Sodium	**14000**		1000	400	160	ug/L		08/03/12 11:04	1
Thallium	**0.53**	**J**	2.0	1.0	0.32	ug/L		08/03/12 11:04	1
Zinc	20	U	40	20	8.8	ug/L		08/03/12 11:04	1

Method: 7470A/DOD - Mercury (CVAA)

Analyte	Result	Qualifier	LOQ	LOD	DL	Unit	D	Analyzed	Dil Fac
Hg	0.20	U	0.20	0.20	0.12	ug/L		07/27/12 10:22	1

Client Sample ID: FWGRQLMW-007C-0127-GW
Date Collected: 07/23/12 14:10
Date Received: 07/24/12 07:00

Lab Sample ID: 240-13441-8
Matrix: Water

Method: 8260B/DoD - Volatile Organic Compounds (GC/MS)

Analyte	Result	Qualifier	LOQ	LOD	DL	Unit	D	Analyzed	Dil Fac
1,1,1-Trichloroethane	0.25	U	1.0	0.25	0.22	ug/L		07/27/12 14:49	1
1,1,2,2-Tetrachloroethane	0.25	U	1.0	0.25	0.18	ug/L		07/27/12 14:49	1
1,1,2-Trichloroethane	0.50	U	1.0	0.50	0.27	ug/L		07/27/12 14:49	1
1,1-Dichloroethane	0.25	U	1.0	0.25	0.15	ug/L		07/27/12 14:49	1
1,1-Dichloroethene	0.25	U	1.0	0.25	0.19	ug/L		07/27/12 14:49	1
1,2-Dichloroethane	0.25	U	1.0	0.25	0.22	ug/L		07/27/12 14:49	1
1,2-Dichloroethene, Total	0.50	U	2.0	0.50	0.34	ug/L		07/27/12 14:49	1
1,2-Dichloropropane	0.25	U	1.0	0.25	0.18	ug/L		07/27/12 14:49	1
2-Hexanone	0.50	U	10	0.50	0.41	ug/L		07/27/12 14:49	1
Bromochloromethane	0.50	U	1.0	0.50	0.29	ug/L		07/27/12 14:49	1
Acetone	1.1	U	10	1.1	1.1	ug/L		07/27/12 14:49	1
Benzene	0.25	U	1.0	0.25	0.13	ug/L		07/27/12 14:49	1
Bromoform	0.64	U	1.0	0.64	0.64	ug/L		07/27/12 14:49	1
Bromomethane	0.50	U	1.0	0.50	0.41	ug/L		07/27/12 14:49	1
Carbon disulfide	**0.17**	**J**	1.0	0.25	0.13	ug/L		07/27/12 14:49	1
Carbon tetrachloride	0.25	U	1.0	0.25	0.13	ug/L		07/27/12 14:49	1
Chlorobenzene	0.25	U	1.0	0.25	0.15	ug/L		07/27/12 14:49	1
Chloroethane	0.50	U	1.0	0.50	0.29	ug/L		07/27/12 14:49	1
Chloroform	0.25	U	1.0	0.25	0.16	ug/L		07/27/12 14:49	1
Chloromethane	0.50	U	1.0	0.50	0.30	ug/L		07/27/12 14:49	1
cis-1,2-Dichloroethene	0.25	U	1.0	0.25	0.17	ug/L		07/27/12 14:49	1
cis-1,3-Dichloropropene	0.25	U	1.0	0.25	0.14	ug/L		07/27/12 14:49	1
Bromodichloromethane	0.25	U	1.0	0.25	0.15	ug/L		07/27/12 14:49	1
Ethylbenzene	0.25	U	1.0	0.25	0.17	ug/L		07/27/12 14:49	1
1,2-Dibromoethane	0.25	U	1.0	0.25	0.24	ug/L		07/27/12 14:49	1
m-Xylene & p-Xylene	0.50	U	2.0	0.50	0.24	ug/L		07/27/12 14:49	1
2-Butanone (MEK)	0.57	U	10	0.57	0.57	ug/L		07/27/12 14:49	1
4-Methyl-2-pentanone (MIBK)	0.50	U	10	0.50	0.32	ug/L		07/27/12 14:49	1
Methylene Chloride	0.50	U	1.0	0.50	0.33	ug/L		07/27/12 14:49	1
o-Xylene	0.25	U	1.0	0.25	0.14	ug/L		07/27/12 14:49	1
Styrene	0.25	U	1.0	0.25	0.11	ug/L		07/27/12 14:49	1
Tetrachloroethene	0.50	U	1.0	0.50	0.29	ug/L		07/27/12 14:49	1
Toluene	0.25	U	1.0	0.25	0.13	ug/L		07/27/12 14:49	1
trans-1,2-Dichloroethene	0.25	U	1.0	0.25	0.19	ug/L		07/27/12 14:49	1
trans-1,3-Dichloropropene	0.25	U	1.0	0.25	0.19	ug/L		07/27/12 14:49	1
Trichloroethene	0.25	U	1.0	0.25	0.17	ug/L		07/27/12 14:49	1
Vinyl chloride	0.25	U	1.0	0.25	0.22	ug/L		07/27/12 14:49	1
Xylenes, Total	0.75	U	2.0	0.75	0.28	ug/L		07/27/12 14:49	1
Dibromochloromethane	0.25	U	1.0	0.25	0.18	ug/L		07/27/12 14:49	1

Surrogate	*%Recovery*	*Qualifier*	*Limits*	*Prepared*	*Analyzed*	*Dil Fac*
1,2-Dichloroethane-d4 (Surr)	*85*		*70 - 120*		*07/27/12 14:49*	*1*
4-Bromofluorobenzene (Surr)	*97*		*75 - 120*		*07/27/12 14:49*	*1*
Toluene-d8 (Surr)	*97*		*85 - 120*		*07/27/12 14:49*	*1*
Dibromofluoromethane (Surr)	*94*		*85 - 115*		*07/27/12 14:49*	*1*

Method: 8081/DOD - Organochlorine Pesticides (GC)

Analyte	Result	Qualifier	LOQ	LOD	DL	Unit	D	Analyzed	Dil Fac
4,4'-DDD	0.0095	U	0.048	0.0095	0.0091	ug/L		08/01/12 22:39	1
4,4'-DDE	0.0095	U	0.048	0.0095	0.0092	ug/L		08/01/12 22:39	1

Client Sample ID: FWGRQLMW-007C-0127-GW
Date Collected: 07/23/12 14:10
Date Received: 07/24/12 07:00

Lab Sample ID: 240-13441-8
Matrix: Water

Method: 8081/DOD - Organochlorine Pesticides (GC) (Continued)

Analyte	Result	Qualifier	LOQ	LOD	DL	Unit	D	Analyzed	Dil Fac
4,4'-DDT	0.029	U	0.048	0.029	0.015	ug/L		08/01/12 22:39	1
Aldrin	0.0095	U	0.029	0.0095	0.0078	ug/L		08/01/12 22:39	1
alpha-BHC	0.0095	U	0.029	0.0095	0.0067	ug/L		08/01/12 22:39	1
alpha-Chlordane	0.013	U	0.048	0.013	0.013	ug/L		08/01/12 22:39	1
beta-BHC	0.0095	U	0.048	0.0095	0.0080	ug/L		08/01/12 22:39	1
delta-BHC	0.0095	U	0.048	0.0095	0.0083	ug/L		08/01/12 22:39	1
Dieldrin	0.0095	U	0.029	0.0095	0.0071	ug/L		08/01/12 22:39	1
Endosulfan I	0.012	U	0.048	0.012	0.012	ug/L		08/01/12 22:39	1
Endosulfan II	0.011	U	0.048	0.011	0.011	ug/L		08/01/12 22:39	1
Endosulfan sulfate	0.010	U	0.048	0.010	0.010	ug/L		08/01/12 22:39	1
Endrin	0.010	U	0.048	0.010	0.010	ug/L		08/01/12 22:39	1
Endrin aldehyde	0.010	U	0.048	0.010	0.010	ug/L		08/01/12 22:39	1
Endrin ketone	0.0095	U	0.048	0.0095	0.0074	ug/L		08/01/12 22:39	1
gamma-BHC (Lindane)	0.0095	U	0.048	0.0095	0.0061	ug/L		08/01/12 22:39	1
gamma-Chlordane	0.011	U	0.048	0.011	0.011	ug/L		08/01/12 22:39	1
Heptachlor	0.0095	U	0.029	0.0095	0.0076	ug/L		08/01/12 22:39	1
Heptachlor epoxide	0.0095	U	0.029	0.0095	0.0068	ug/L		08/01/12 22:39	1
Methoxychlor	0.030	U	0.095	0.030	0.030	ug/L		08/01/12 22:39	1
Toxaphene	0.48	U	1.9	0.48	0.30	ug/L		08/01/12 22:39	1

Surrogate	*%Recovery*	*Qualifier*	*Limits*	*Prepared*	*Analyzed*	*Dil Fac*
DCB Decachlorobiphenyl	*18*	*Q*	*30 - 135*	*07/25/12 08:18*	*08/01/12 22:39*	*1*
DCB Decachlorobiphenyl	*28*	*Q*	*30 - 135*	*07/25/12 08:18*	*08/01/12 22:39*	*1*
Tetrachloro-m-xylene	*61*		*25 - 140*	*07/25/12 08:18*	*08/01/12 22:39*	*1*
Tetrachloro-m-xylene	*66*		*25 - 140*	*07/25/12 08:18*	*08/01/12 22:39*	*1*

Method: 8082/DOD - Polychlorinated Biphenyls (PCBs) by Gas Chromatography

Analyte	Result	Qualifier	LOQ	LOD	DL	Unit	D	Analyzed	Dil Fac
Aroclor-1016	0.19	U H	0.48	0.19	0.16	ug/L		08/07/12 16:46	1
Aroclor-1221	0.19	U H	0.48	0.19	0.13	ug/L		08/07/12 16:46	1
Aroclor-1232	0.19	U H	0.48	0.19	0.15	ug/L		08/07/12 16:46	1
Aroclor-1242	0.38	U H	0.48	0.38	0.21	ug/L		08/07/12 16:46	1
Aroclor-1248	0.19	U H	0.48	0.19	0.096	ug/L		08/07/12 16:46	1
Aroclor-1254	0.19	U H	0.48	0.19	0.15	ug/L		08/07/12 16:46	1
Aroclor-1260	0.19	U H	0.48	0.19	0.16	ug/L		08/07/12 16:46	1

Surrogate	*%Recovery*	*Qualifier*	*Limits*	*Prepared*	*Analyzed*	*Dil Fac*
Tetrachloro-m-xylene	*76*		*40 - 140*	*08/06/12 09:18*	*08/07/12 16:46*	*1*
Tetrachloro-m-xylene	*60*		*40 - 140*	*08/06/12 09:18*	*08/07/12 16:46*	*1*
DCB Decachlorobiphenyl	*57*		*40 - 135*	*08/06/12 09:18*	*08/07/12 16:46*	*1*
DCB Decachlorobiphenyl	*62*		*40 - 135*	*08/06/12 09:18*	*08/07/12 16:46*	*1*

Method: 8330 (Modified) - Organic Compounds by UV/HPLC - Dissolved

Analyte	Result	Qualifier	LOQ	LOD	DL	Unit	D	Analyzed	Dil Fac
Nitroguanidine	6.0	U	20	6.0	2.4	ug/L		07/27/12 17:19	1

Method: 8330/8330A - Nitroaromatics & Nitramines: Explosives (8330/A)

Analyte	Result	Qualifier	LOQ	LOD	DL	Unit	D	Analyzed	Dil Fac
Nitroglycerin	0.50	U	0.65	0.50	0.33	ug/L		07/28/12 18:27	1
PETN	0.50	U	0.65	0.50	0.30	ug/L		07/28/12 18:27	1
2-Amino-4,6-dinitrotoluene	0.10	U	0.20	0.10	0.017	ug/L		07/28/12 18:27	1

Client: Environmental Quality Mgt., Inc.
Project/Site: RVAAP (OH)

TestAmerica Job ID: 240-13441-1

Client Sample ID: FWGRQLMW-007C-0127-GW
Date Collected: 07/23/12 14:10
Date Received: 07/24/12 07:00

Lab Sample ID: 240-13441-8
Matrix: Water

Method: 8330/8330A - Nitroaromatics & Nitramines: Explosives (8330/A) (Continued)

Analyte	Result	Qualifier	LOQ	LOD	DL	Unit	D	Analyzed	Dil Fac
4-Amino-2,6-dinitrotoluene	0.10 U		0.10	0.10	0.050	ug/L		07/28/12 18:27	1
1,3-Dinitrobenzene	0.10 U		0.10	0.10	0.050	ug/L		07/28/12 18:27	1
2,4-Dinitrotoluene	0.10 U		0.10	0.10	0.050	ug/L		07/28/12 18:27	1
2,6-Dinitrotoluene	0.10 U		0.10	0.10	0.050	ug/L		07/28/12 18:27	1
HMX	0.050 U		0.10	0.050	0.036	ug/L		07/28/12 18:27	1
Nitrobenzene	0.10 U		0.10	0.10	0.050	ug/L		07/28/12 18:27	1
2-Nitrotoluene	0.10 U		0.50	0.10	0.088	ug/L		07/28/12 18:27	1
3-Nitrotoluene	0.10 U		0.50	0.10	0.057	ug/L		07/28/12 18:27	1
4-Nitrotoluene	0.10 U		0.65	0.10	0.088	ug/L		07/28/12 18:27	1
RDX	0.050 U		0.10	0.050	0.036	ug/L		07/28/12 18:27	1
Tetryl	0.10 U		0.10	0.10	0.050	ug/L		07/28/12 18:27	1
1,3,5-Trinitrobenzene	0.050 U		0.10	0.050	0.030	ug/L		07/28/12 18:27	1
2,4,6-Trinitrotoluene	0.10 U		0.10	0.10	0.050	ug/L		07/28/12 18:27	1

Surrogate	*%Recovery*	*Qualifier*	*Limits*	*Prepared*	*Analyzed*	*Dil Fac*
3,4-Dinitrotoluene	*99*		*79 - 111*	*07/26/12 06:00*	*07/28/12 18:27*	*1*

General Chemistry

Analyte	Result	Qualifier	LOQ	LOD	DL	Unit	D	Analyzed	Dil Fac
Cyanide, Total	**0.0091**	**J**	0.010	0.010	0.0050	mg/L		07/26/12 13:35	1
Nitrocellulose	1.0 U		2.0	1.0	0.48	mg/L		08/08/12 14:04	1

Client Sample ID: FWGRQLMW-007C-0127-GF
Date Collected: 07/23/12 14:10
Date Received: 07/24/12 07:00

Lab Sample ID: 240-13441-9
Matrix: Water

Method: 6010B/DOD - Metals (ICP) - Total Recoverable

Analyte	Result	Qualifier	LOQ	LOD	DL	Unit	D	Analyzed	Dil Fac
Arsenic	**43**		10	10	3.3	ug/L		08/07/12 17:06	1
Chromium	4.0	U	7.0	4.0	1.4	ug/L		08/07/12 17:06	1
Cobalt	**5.3**	**J**	7.0	4.0	1.5	ug/L		08/07/12 17:06	1
Lead	5.0	U	10	5.0	1.7	ug/L		08/07/12 17:06	1
Selenium	10	U	15	10	4.0	ug/L		08/07/12 17:06	1
Silver	5.0	U	7.0	5.0	1.7	ug/L		08/07/12 17:06	1
Vanadium	**1.5**	**J**	7.0	4.0	1.3	ug/L		08/07/12 17:06	1
Barium	**50**	**J**	200	5.0	2.8	ug/L		08/07/12 17:06	1
Calcium	**140000**		5000	1000	630	ug/L		08/07/12 17:06	1
Copper	10	U	25	10	4.4	ug/L		08/07/12 17:06	1
Magnesium	**91000**		5000	300	120	ug/L		08/07/12 17:06	1
Manganese	**1700**		15	5.0	1.8	ug/L		08/07/12 17:06	1
Nickel	**8.8**	**J**	40	5.0	2.2	ug/L		08/07/12 17:06	1
Potassium	**8400**		5000	900	300	ug/L		08/07/12 17:06	1

Method: 6020/DOD - Metals (ICP/MS) - Total Recoverable

Analyte	Result	Qualifier	LOQ	LOD	DL	Unit	D	Analyzed	Dil Fac
Aluminum	60	U	60	60	20	ug/L		08/03/12 11:55	1
Antimony	0.50	U	2.0	0.50	0.21	ug/L		08/03/12 11:55	1
Beryllium	0.10	U Q	1.0	0.10	0.033	ug/L		08/03/12 11:55	1
Cadmium	0.070	U	2.0	0.070	0.023	ug/L		08/03/12 11:55	1
Iron	**11000**		150	100	44	ug/L		08/03/12 11:55	1
Sodium	**5900**		1000	400	160	ug/L		08/03/12 11:55	1
Thallium	1.0	U	2.0	1.0	0.32	ug/L		08/03/12 11:55	1
Zinc	20	U	40	20	8.8	ug/L		08/03/12 11:55	1

Method: 7470A/DOD - Mercury (CVAA)

Analyte	Result	Qualifier	LOQ	LOD	DL	Unit	D	Analyzed	Dil Fac
Hg	0.20	U	0.20	0.20	0.12	ug/L		07/27/12 10:30	1

Client Sample ID: FWGLL2-265C-0114-GW
Date Collected: 07/23/12 15:25
Date Received: 07/24/12 07:00

Lab Sample ID: 240-13441-10
Matrix: Water

Method: 8260B/DoD - Volatile Organic Compounds (GC/MS)

Analyte	Result	Qualifier	LOQ	LOD	DL	Unit	D	Analyzed	Dil Fac
1,1,1-Trichloroethane	0.25	U	1.0	0.25	0.22	ug/L		07/27/12 15:12	1
1,1,2,2-Tetrachloroethane	0.25	U	1.0	0.25	0.18	ug/L		07/27/12 15:12	1
1,1,2-Trichloroethane	0.50	U	1.0	0.50	0.27	ug/L		07/27/12 15:12	1
1,1-Dichloroethane	0.25	U	1.0	0.25	0.15	ug/L		07/27/12 15:12	1
1,1-Dichloroethene	0.25	U	1.0	0.25	0.19	ug/L		07/27/12 15:12	1
1,2-Dichloroethane	0.25	U	1.0	0.25	0.22	ug/L		07/27/12 15:12	1
1,2-Dichloroethene, Total	0.50	U	2.0	0.50	0.34	ug/L		07/27/12 15:12	1
1,2-Dichloropropane	0.25	U	1.0	0.25	0.18	ug/L		07/27/12 15:12	1
2-Hexanone	0.50	U	10	0.50	0.41	ug/L		07/27/12 15:12	1
Bromochloromethane	0.50	U	1.0	0.50	0.29	ug/L		07/27/12 15:12	1
Acetone	1.1	U	10	1.1	1.1	ug/L		07/27/12 15:12	1
Benzene	0.25	U	1.0	0.25	0.13	ug/L		07/27/12 15:12	1
Bromoform	0.64	U	1.0	0.64	0.64	ug/L		07/27/12 15:12	1
Bromomethane	0.50	U	1.0	0.50	0.41	ug/L		07/27/12 15:12	1
Carbon disulfide	0.25	U	1.0	0.25	0.13	ug/L		07/27/12 15:12	1
Carbon tetrachloride	0.25	U	1.0	0.25	0.13	ug/L		07/27/12 15:12	1
Chlorobenzene	0.25	U	1.0	0.25	0.15	ug/L		07/27/12 15:12	1
Chloroethane	0.50	U	1.0	0.50	0.29	ug/L		07/27/12 15:12	1
Chloroform	0.25	U	1.0	0.25	0.16	ug/L		07/27/12 15:12	1
Chloromethane	0.50	U	1.0	0.50	0.30	ug/L		07/27/12 15:12	1
cis-1,2-Dichloroethene	0.25	U	1.0	0.25	0.17	ug/L		07/27/12 15:12	1
cis-1,3-Dichloropropene	0.25	U	1.0	0.25	0.14	ug/L		07/27/12 15:12	1
Bromodichloromethane	0.25	U	1.0	0.25	0.15	ug/L		07/27/12 15:12	1
Ethylbenzene	0.25	U	1.0	0.25	0.17	ug/L		07/27/12 15:12	1
1,2-Dibromoethane	0.25	U	1.0	0.25	0.24	ug/L		07/27/12 15:12	1
m-Xylene & p-Xylene	0.50	U	2.0	0.50	0.24	ug/L		07/27/12 15:12	1
2-Butanone (MEK)	0.57	U	10	0.57	0.57	ug/L		07/27/12 15:12	1
4-Methyl-2-pentanone (MIBK)	0.50	U	10	0.50	0.32	ug/L		07/27/12 15:12	1
Methylene Chloride	0.50	U	1.0	0.50	0.33	ug/L		07/27/12 15:12	1
o-Xylene	0.25	U	1.0	0.25	0.14	ug/L		07/27/12 15:12	1
Styrene	0.25	U	1.0	0.25	0.11	ug/L		07/27/12 15:12	1
Tetrachloroethene	0.50	U	1.0	0.50	0.29	ug/L		07/27/12 15:12	1
Toluene	0.25	U	1.0	0.25	0.13	ug/L		07/27/12 15:12	1
trans-1,2-Dichloroethene	0.25	U	1.0	0.25	0.19	ug/L		07/27/12 15:12	1
trans-1,3-Dichloropropene	0.25	U	1.0	0.25	0.19	ug/L		07/27/12 15:12	1
Trichloroethene	0.25	U	1.0	0.25	0.17	ug/L		07/27/12 15:12	1
Vinyl chloride	0.25	U	1.0	0.25	0.22	ug/L		07/27/12 15:12	1
Xylenes, Total	0.75	U	2.0	0.75	0.28	ug/L		07/27/12 15:12	1
Dibromochloromethane	0.25	U	1.0	0.25	0.18	ug/L		07/27/12 15:12	1

Surrogate	*%Recovery*	*Qualifier*	*Limits*	*Prepared*	*Analyzed*	*Dil Fac*
1,2-Dichloroethane-d4 (Surr)	*86*		*70 - 120*		*07/27/12 15:12*	*1*
4-Bromofluorobenzene (Surr)	*98*		*75 - 120*		*07/27/12 15:12*	*1*
Toluene-d8 (Surr)	*97*		*85 - 120*		*07/27/12 15:12*	*1*
Dibromofluoromethane (Surr)	*94*		*85 - 115*		*07/27/12 15:12*	*1*

Method: 8081/DOD - Organochlorine Pesticides (GC)

Analyte	Result	Qualifier	LOQ	LOD	DL	Unit	D	Analyzed	Dil Fac
4,4'-DDD	0.0095	U	0.048	0.0095	0.0091	ug/L		08/01/12 22:59	1
4,4'-DDE	0.0095	U	0.048	0.0095	0.0092	ug/L		08/01/12 22:59	1

Client Sample ID: FWGLL2-265C-0114-GW
Date Collected: 07/23/12 15:25
Date Received: 07/24/12 07:00

Lab Sample ID: 240-13441-10
Matrix: Water

Method: 8081/DOD - Organochlorine Pesticides (GC) (Continued)

Analyte	Result	Qualifier	LOQ	LOD	DL	Unit	D	Analyzed	Dil Fac
4,4'-DDT	0.029	U	0.048	0.029	0.015	ug/L		08/01/12 22:59	1
Aldrin	0.0095	U	0.029	0.0095	0.0078	ug/L		08/01/12 22:59	1
alpha-BHC	0.0095	U	0.029	0.0095	0.0067	ug/L		08/01/12 22:59	1
alpha-Chlordane	0.013	U	0.048	0.013	0.013	ug/L		08/01/12 22:59	1
beta-BHC	0.0095	U M	0.048	0.0095	0.0080	ug/L		08/01/12 22:59	1
delta-BHC	0.0095	U	0.048	0.0095	0.0083	ug/L		08/01/12 22:59	1
Dieldrin	0.0095	U	0.029	0.0095	0.0071	ug/L		08/01/12 22:59	1
Endosulfan I	0.012	U	0.048	0.012	0.012	ug/L		08/01/12 22:59	1
Endosulfan II	0.011	U	0.048	0.011	0.011	ug/L		08/01/12 22:59	1
Endosulfan sulfate	0.010	U	0.048	0.010	0.010	ug/L		08/01/12 22:59	1
Endrin	0.010	U	0.048	0.010	0.010	ug/L		08/01/12 22:59	1
Endrin aldehyde	0.010	U	0.048	0.010	0.010	ug/L		08/01/12 22:59	1
Endrin ketone	0.0095	U	0.048	0.0095	0.0074	ug/L		08/01/12 22:59	1
gamma-BHC (Lindane)	0.0095	U	0.048	0.0095	0.0061	ug/L		08/01/12 22:59	1
gamma-Chlordane	0.011	U	0.048	0.011	0.011	ug/L		08/01/12 22:59	1
Heptachlor	0.0095	U	0.029	0.0095	0.0076	ug/L		08/01/12 22:59	1
Heptachlor epoxide	0.0095	U	0.029	0.0095	0.0068	ug/L		08/01/12 22:59	1
Methoxychlor	0.030	U	0.095	0.030	0.030	ug/L		08/01/12 22:59	1
Toxaphene	0.48	U	1.9	0.48	0.30	ug/L		08/01/12 22:59	1

Surrogate	*%Recovery*	*Qualifier*	*Limits*	*Prepared*	*Analyzed*	*Dil Fac*
DCB Decachlorobiphenyl	*39*		*30 - 135*	*07/25/12 08:18*	*08/01/12 22:59*	*1*
DCB Decachlorobiphenyl	*57*		*30 - 135*	*07/25/12 08:18*	*08/01/12 22:59*	*1*
Tetrachloro-m-xylene	*69*		*25 - 140*	*07/25/12 08:18*	*08/01/12 22:59*	*1*
Tetrachloro-m-xylene	*80*		*25 - 140*	*07/25/12 08:18*	*08/01/12 22:59*	*1*

Method: 8082/DOD - Polychlorinated Biphenyls (PCBs) by Gas Chromatography

Analyte	Result	Qualifier	LOQ	LOD	DL	Unit	D	Analyzed	Dil Fac
Aroclor-1016	0.19	U	0.48	0.19	0.16	ug/L		08/01/12 18:53	1
Aroclor-1221	0.19	U	0.48	0.19	0.12	ug/L		08/01/12 18:53	1
Aroclor-1232	0.19	U	0.48	0.19	0.15	ug/L		08/01/12 18:53	1
Aroclor-1242	0.38	U	0.48	0.38	0.21	ug/L		08/01/12 18:53	1
Aroclor-1248	0.19	U	0.48	0.19	0.095	ug/L		08/01/12 18:53	1
Aroclor-1254	0.19	U	0.48	0.19	0.15	ug/L		08/01/12 18:53	1
Aroclor-1260	0.19	U	0.48	0.19	0.16	ug/L		08/01/12 18:53	1

Surrogate	*%Recovery*	*Qualifier*	*Limits*	*Prepared*	*Analyzed*	*Dil Fac*
Tetrachloro-m-xylene	*72*		*40 - 140*	*07/25/12 08:30*	*08/01/12 18:53*	*1*
Tetrachloro-m-xylene	*80*		*40 - 140*	*07/25/12 08:30*	*08/01/12 18:53*	*1*
DCB Decachlorobiphenyl	*51*		*40 - 135*	*07/25/12 08:30*	*08/01/12 18:53*	*1*
DCB Decachlorobiphenyl	*55*		*40 - 135*	*07/25/12 08:30*	*08/01/12 18:53*	*1*

Method: 8330 (Modified) - Organic Compounds by UV/HPLC - Dissolved

Analyte	Result	Qualifier	LOQ	LOD	DL	Unit	D	Analyzed	Dil Fac
Nitroguanidine	6.0 U		20	6.0	2.4	ug/L		07/27/12 17:34	1

Method: 8330/8330A - Nitroaromatics & Nitramines: Explosives (8330/A)

Analyte	Result	Qualifier	LOQ	LOD	DL	Unit	D	Analyzed	Dil Fac
Nitroglycerin	0.50 U		0.66	0.50	0.33	ug/L		07/28/12 19:08	1.01
PETN	0.50 U		0.66	0.50	0.30	ug/L		07/28/12 19:08	1.01
2-Amino-4,6-dinitrotoluene	0.10 U		0.20	0.10	0.017	ug/L		07/28/12 19:08	1.01

Client: Environmental Quality Mgt., Inc.
Project/Site: RVAAP (OH)

TestAmerica Job ID: 240-13441-1

Client Sample ID: FWGLL2-265C-0114-GW
Date Collected: 07/23/12 15:25
Date Received: 07/24/12 07:00

Lab Sample ID: 240-13441-10
Matrix: Water

Method: 8330/8330A - Nitroaromatics & Nitramines: Explosives (8330/A) (Continued)

Analyte	Result	Qualifier	LOQ	LOD	DL	Unit	D	Analyzed	Dil Fac
4-Amino-2,6-dinitrotoluene	0.10 U		0.10	0.10	0.050	ug/L		07/28/12 19:08	1.01
1,3-Dinitrobenzene	0.10 U		0.10	0.10	0.050	ug/L		07/28/12 19:08	1.01
2,4-Dinitrotoluene	0.10 U		0.10	0.10	0.050	ug/L		07/28/12 19:08	1.01
2,6-Dinitrotoluene	0.10 U		0.10	0.10	0.050	ug/L		07/28/12 19:08	1.01
HMX	0.050 U		0.10	0.050	0.036	ug/L		07/28/12 19:08	1.01
Nitrobenzene	0.10 U		0.10	0.10	0.050	ug/L		07/28/12 19:08	1.01
2-Nitrotoluene	0.10 U		0.50	0.10	0.089	ug/L		07/28/12 19:08	1.01
3-Nitrotoluene	0.10 U		0.50	0.10	0.058	ug/L		07/28/12 19:08	1.01
4-Nitrotoluene	0.10 U		0.66	0.10	0.089	ug/L		07/28/12 19:08	1.01
RDX	0.050 U		0.10	0.050	0.036	ug/L		07/28/12 19:08	1.01
Tetryl	0.10 U		0.10	0.10	0.050	ug/L		07/28/12 19:08	1.01
1,3,5-Trinitrobenzene	0.050 U		0.10	0.050	0.030	ug/L		07/28/12 19:08	1.01
2,4,6-Trinitrotoluene	0.10 U		0.10	0.10	0.050	ug/L		07/28/12 19:08	1.01

Surrogate	*%Recovery*	*Qualifier*	*Limits*	*Prepared*	*Analyzed*	*Dil Fac*
3,4-Dinitrotoluene	*101*		*79 - 111*	*07/26/12 06:00*	*07/28/12 19:08*	*1.01*

General Chemistry

Analyte	Result	Qualifier	LOQ	LOD	DL	Unit	D	Analyzed	Dil Fac
Nitrocellulose	1.0 U		2.0	1.0	0.48	mg/L		08/08/12 14:06	1

Client: Environmental Quality Mgt., Inc.
Project/Site: RVAAP (OH)

TestAmerica Job ID: 240-13441-1

Client Sample ID: FWGLL2-265C-0114-GF
Date Collected: 07/23/12 15:25
Date Received: 07/24/12 07:00

Lab Sample ID: 240-13441-11
Matrix: Water

Method: 6010B/DOD - Metals (ICP) - Total Recoverable

Analyte	Result	Qualifier	LOQ	LOD	DL	Unit	D	Analyzed	Dil Fac
Arsenic	10	U	10	10	3.3	ug/L		08/07/12 17:10	1
Chromium	4.0	U	7.0	4.0	1.4	ug/L		08/07/12 17:10	1
Cobalt	**4.6**	**J**	7.0	4.0	1.5	ug/L		08/07/12 17:10	1
Lead	5.0	U	10	5.0	1.7	ug/L		08/07/12 17:10	1
Selenium	10	U	15	10	4.0	ug/L		08/07/12 17:10	1
Silver	5.0	U	7.0	5.0	1.7	ug/L		08/07/12 17:10	1
Vanadium	**1.4**	**J**	7.0	4.0	1.3	ug/L		08/07/12 17:10	1
Barium	**9.8**	**J**	200	5.0	2.8	ug/L		08/07/12 17:10	1
Calcium	**78000**		5000	1000	630	ug/L		08/07/12 17:10	1
Copper	10	U	25	10	4.4	ug/L		08/07/12 17:10	1
Magnesium	**24000**		5000	300	120	ug/L		08/07/12 17:10	1
Manganese	**660**		15	5.0	1.8	ug/L		08/07/12 17:10	1
Nickel	**12**	**J**	40	5.0	2.2	ug/L		08/07/12 17:10	1
Potassium	**760**	**J**	5000	900	300	ug/L		08/07/12 17:10	1

Method: 6020/DOD - Metals (ICP/MS) - Total Recoverable

Analyte	Result	Qualifier	LOQ	LOD	DL	Unit	D	Analyzed	Dil Fac
Aluminum	60	U	60	60	20	ug/L		08/03/12 12:00	1
Antimony	0.50	U	2.0	0.50	0.21	ug/L		08/03/12 12:00	1
Beryllium	0.10	U Q	1.0	0.10	0.033	ug/L		08/03/12 12:00	1
Cadmium	0.070	U	2.0	0.070	0.023	ug/L		08/03/12 12:00	1
Iron	**3500**		150	100	44	ug/L		08/03/12 12:00	1
Sodium	**10000**		1000	400	160	ug/L		08/03/12 12:00	1
Thallium	1.0	U	2.0	1.0	0.32	ug/L		08/03/12 12:00	1
Zinc	20	U	40	20	8.8	ug/L		08/03/12 12:00	1

Method: 7470A/DOD - Mercury (CVAA)

Analyte	Result	Qualifier	LOQ	LOD	DL	Unit	D	Analyzed	Dil Fac
Hg	0.20	U	0.20	0.20	0.12	ug/L		07/27/12 10:32	1

Client Sample ID: FWGEQUIPRINSE1-0154-GW
Date Collected: 07/23/12 16:15
Date Received: 07/24/12 07:00

Lab Sample ID: 240-13441-12
Matrix: Water

Method: 8260B/DoD - Volatile Organic Compounds (GC/MS)

Analyte	Result	Qualifier	LOQ	LOD	DL	Unit	D	Analyzed	Dil Fac
1,1,1-Trichloroethane	0.25	U	1.0	0.25	0.22	ug/L		07/27/12 15:34	1
1,1,2,2-Tetrachloroethane	0.25	U	1.0	0.25	0.18	ug/L		07/27/12 15:34	1
1,1,2-Trichloroethane	0.50	U	1.0	0.50	0.27	ug/L		07/27/12 15:34	1
1,1-Dichloroethane	0.25	U	1.0	0.25	0.15	ug/L		07/27/12 15:34	1
1,1-Dichloroethene	0.25	U	1.0	0.25	0.19	ug/L		07/27/12 15:34	1
1,2-Dichloroethane	0.25	U	1.0	0.25	0.22	ug/L		07/27/12 15:34	1
1,2-Dichloroethene, Total	0.50	U	2.0	0.50	0.34	ug/L		07/27/12 15:34	1
1,2-Dichloropropane	0.25	U	1.0	0.25	0.18	ug/L		07/27/12 15:34	1
2-Hexanone	0.50	U	10	0.50	0.41	ug/L		07/27/12 15:34	1
Bromochloromethane	0.50	U	1.0	0.50	0.29	ug/L		07/27/12 15:34	1
Acetone	**7.5**	**J**	10	1.1	1.1	ug/L		07/27/12 15:34	1
Benzene	0.25	U	1.0	0.25	0.13	ug/L		07/27/12 15:34	1
Bromoform	0.64	U	1.0	0.64	0.64	ug/L		07/27/12 15:34	1
Bromomethane	0.50	U	1.0	0.50	0.41	ug/L		07/27/12 15:34	1
Carbon disulfide	0.25	U	1.0	0.25	0.13	ug/L		07/27/12 15:34	1
Carbon tetrachloride	0.25	U	1.0	0.25	0.13	ug/L		07/27/12 15:34	1
Chlorobenzene	0.25	U	1.0	0.25	0.15	ug/L		07/27/12 15:34	1
Chloroethane	0.50	U	1.0	0.50	0.29	ug/L		07/27/12 15:34	1
Chloroform	0.25	U	1.0	0.25	0.16	ug/L		07/27/12 15:34	1
Chloromethane	0.50	U	1.0	0.50	0.30	ug/L		07/27/12 15:34	1
cis-1,2-Dichloroethene	0.25	U	1.0	0.25	0.17	ug/L		07/27/12 15:34	1
cis-1,3-Dichloropropene	0.25	U	1.0	0.25	0.14	ug/L		07/27/12 15:34	1
Bromodichloromethane	0.25	U	1.0	0.25	0.15	ug/L		07/27/12 15:34	1
Ethylbenzene	0.25	U	1.0	0.25	0.17	ug/L		07/27/12 15:34	1
1,2-Dibromoethane	0.25	U	1.0	0.25	0.24	ug/L		07/27/12 15:34	1
m-Xylene & p-Xylene	0.50	U	2.0	0.50	0.24	ug/L		07/27/12 15:34	1
2-Butanone (MEK)	0.57	U	10	0.57	0.57	ug/L		07/27/12 15:34	1
4-Methyl-2-pentanone (MIBK)	0.50	U	10	0.50	0.32	ug/L		07/27/12 15:34	1
Methylene Chloride	0.50	U	1.0	0.50	0.33	ug/L		07/27/12 15:34	1
o-Xylene	0.25	U	1.0	0.25	0.14	ug/L		07/27/12 15:34	1
Styrene	0.25	U	1.0	0.25	0.11	ug/L		07/27/12 15:34	1
Tetrachloroethene	0.50	U	1.0	0.50	0.29	ug/L		07/27/12 15:34	1
Toluene	**0.16**	**J**	1.0	0.25	0.13	ug/L		07/27/12 15:34	1
trans-1,2-Dichloroethene	0.25	U	1.0	0.25	0.19	ug/L		07/27/12 15:34	1
trans-1,3-Dichloropropene	0.25	U	1.0	0.25	0.19	ug/L		07/27/12 15:34	1
Trichloroethene	0.25	U	1.0	0.25	0.17	ug/L		07/27/12 15:34	1
Vinyl chloride	0.25	U	1.0	0.25	0.22	ug/L		07/27/12 15:34	1
Xylenes, Total	0.75	U	2.0	0.75	0.28	ug/L		07/27/12 15:34	1
Dibromochloromethane	0.25	U	1.0	0.25	0.18	ug/L		07/27/12 15:34	1

Surrogate	*%Recovery*	*Qualifier*	*Limits*	*Prepared*	*Analyzed*	*Dil Fac*
1,2-Dichloroethane-d4 (Surr)	*84*		*70 - 120*		*07/27/12 15:34*	*1*
4-Bromofluorobenzene (Surr)	*96*		*75 - 120*		*07/27/12 15:34*	*1*
Toluene-d8 (Surr)	*98*		*85 - 120*		*07/27/12 15:34*	*1*
Dibromofluoromethane (Surr)	*94*		*85 - 115*		*07/27/12 15:34*	*1*

Method: 8081/DOD - Organochlorine Pesticides (GC)

Analyte	Result	Qualifier	LOQ	LOD	DL	Unit	D	Analyzed	Dil Fac
4,4'-DDD	0.0095	U	0.048	0.0095	0.0091	ug/L		08/02/12 00:02	1
4,4'-DDE	0.0095	U	0.048	0.0095	0.0092	ug/L		08/02/12 00:02	1

Client Sample ID: FWGEQUIPRINSE1-0154-GW
Date Collected: 07/23/12 16:15
Date Received: 07/24/12 07:00

Lab Sample ID: 240-13441-12
Matrix: Water

Method: 8081/DOD - Organochlorine Pesticides (GC) (Continued)

Analyte	Result	Qualifier	LOQ	LOD	DL	Unit	D	Analyzed	Dil Fac
4,4'-DDT	0.029	U	0.048	0.029	0.015	ug/L		08/02/12 00:02	1
Aldrin	0.0095	U	0.029	0.0095	0.0078	ug/L		08/02/12 00:02	1
alpha-BHC	0.0095	U	0.029	0.0095	0.0067	ug/L		08/02/12 00:02	1
alpha-Chlordane	0.013	U	0.048	0.013	0.013	ug/L		08/02/12 00:02	1
beta-BHC	0.0095	U	0.048	0.0095	0.0080	ug/L		08/02/12 00:02	1
delta-BHC	0.0095	U	0.048	0.0095	0.0083	ug/L		08/02/12 00:02	1
Dieldrin	0.0095	U	0.029	0.0095	0.0071	ug/L		08/02/12 00:02	1
Endosulfan I	0.012	U	0.048	0.012	0.012	ug/L		08/02/12 00:02	1
Endosulfan II	0.011	U	0.048	0.011	0.011	ug/L		08/02/12 00:02	1
Endosulfan sulfate	0.010	U	0.048	0.010	0.010	ug/L		08/02/12 00:02	1
Endrin	0.010	U	0.048	0.010	0.010	ug/L		08/02/12 00:02	1
Endrin aldehyde	0.010	U	0.048	0.010	0.010	ug/L		08/02/12 00:02	1
Endrin ketone	0.0095	U	0.048	0.0095	0.0074	ug/L		08/02/12 00:02	1
gamma-BHC (Lindane)	0.0095	U	0.048	0.0095	0.0061	ug/L		08/02/12 00:02	1
gamma-Chlordane	0.011	U	0.048	0.011	0.011	ug/L		08/02/12 00:02	1
Heptachlor	0.0095	U	0.029	0.0095	0.0076	ug/L		08/02/12 00:02	1
Heptachlor epoxide	0.0095	U	0.029	0.0095	0.0068	ug/L		08/02/12 00:02	1
Methoxychlor	0.030	U	0.095	0.030	0.030	ug/L		08/02/12 00:02	1
Toxaphene	0.48	U	1.9	0.48	0.30	ug/L		08/02/12 00:02	1

Surrogate	*%Recovery*	*Qualifier*	*Limits*	*Prepared*	*Analyzed*	*Dil Fac*
DCB Decachlorobiphenyl	*61*		*30 - 135*	*07/25/12 08:18*	*08/02/12 00:02*	*1*
DCB Decachlorobiphenyl	*75*		*30 - 135*	*07/25/12 08:18*	*08/02/12 00:02*	*1*
Tetrachloro-m-xylene	*74*		*25 - 140*	*07/25/12 08:18*	*08/02/12 00:02*	*1*
Tetrachloro-m-xylene	*81*		*25 - 140*	*07/25/12 08:18*	*08/02/12 00:02*	*1*

Method: 8082/DOD - Polychlorinated Biphenyls (PCBs) by Gas Chromatography

Analyte	Result	Qualifier	LOQ	LOD	DL	Unit	D	Analyzed	Dil Fac
Aroclor-1016	0.19	U	0.48	0.19	0.16	ug/L		08/01/12 19:09	1
Aroclor-1221	0.19	U	0.48	0.19	0.12	ug/L		08/01/12 19:09	1
Aroclor-1232	0.19	U	0.48	0.19	0.15	ug/L		08/01/12 19:09	1
Aroclor-1242	0.38	U	0.48	0.38	0.21	ug/L		08/01/12 19:09	1
Aroclor-1248	0.19	U	0.48	0.19	0.095	ug/L		08/01/12 19:09	1
Aroclor-1254	0.19	U	0.48	0.19	0.15	ug/L		08/01/12 19:09	1
Aroclor-1260	0.19	U	0.48	0.19	0.16	ug/L		08/01/12 19:09	1

Surrogate	*%Recovery*	*Qualifier*	*Limits*	*Prepared*	*Analyzed*	*Dil Fac*
Tetrachloro-m-xylene	*73*		*40 - 140*	*07/25/12 08:30*	*08/01/12 19:09*	*1*
Tetrachloro-m-xylene	*78*		*40 - 140*	*07/25/12 08:30*	*08/01/12 19:09*	*1*
DCB Decachlorobiphenyl	*69*		*40 - 135*	*07/25/12 08:30*	*08/01/12 19:09*	*1*
DCB Decachlorobiphenyl	*74*		*40 - 135*	*07/25/12 08:30*	*08/01/12 19:09*	*1*

Method: 8330 (Modified) - Organic Compounds by UV/HPLC - Dissolved

Analyte	Result	Qualifier	LOQ	LOD	DL	Unit	D	Analyzed	Dil Fac
Nitroguanidine	6.0	U	20	6.0	2.4	ug/L		07/27/12 17:48	1

Method: 8330/8330A - Nitroaromatics & Nitramines: Explosives (8330/A)

Analyte	Result	Qualifier	LOQ	LOD	DL	Unit	D	Analyzed	Dil Fac
Nitroglycerin	0.51	U	0.66	0.51	0.34	ug/L		07/28/12 19:48	1.02
PETN	0.51	U	0.66	0.51	0.31	ug/L		07/28/12 19:48	1.02
2-Amino-4,6-dinitrotoluene	0.10	U	0.20	0.10	0.017	ug/L		07/28/12 19:48	1.02

Client Sample ID: FWGEQUIPRINSE1-0154-GW
Date Collected: 07/23/12 16:15
Date Received: 07/24/12 07:00

Lab Sample ID: 240-13441-12
Matrix: Water

Method: 8330/8330A - Nitroaromatics & Nitramines: Explosives (8330/A) (Continued)

Analyte	Result	Qualifier	LOQ	LOD	DL	Unit	D	Analyzed	Dil Fac
4-Amino-2,6-dinitrotoluene	0.10 U		0.10	0.10	0.051	ug/L		07/28/12 19:48	1.02
1,3-Dinitrobenzene	0.10 U		0.10	0.10	0.051	ug/L		07/28/12 19:48	1.02
2,4-Dinitrotoluene	0.10 U		0.10	0.10	0.051	ug/L		07/28/12 19:48	1.02
2,6-Dinitrotoluene	0.10 U		0.10	0.10	0.051	ug/L		07/28/12 19:48	1.02
HMX	0.051 U		0.10	0.051	0.037	ug/L		07/28/12 19:48	1.02
Nitrobenzene	0.10 U		0.10	0.10	0.051	ug/L		07/28/12 19:48	1.02
2-Nitrotoluene	0.10 U		0.51	0.10	0.090	ug/L		07/28/12 19:48	1.02
3-Nitrotoluene	0.10 U		0.51	0.10	0.058	ug/L		07/28/12 19:48	1.02
4-Nitrotoluene	0.10 U		0.66	0.10	0.090	ug/L		07/28/12 19:48	1.02
RDX	0.051 U		0.10	0.051	0.037	ug/L		07/28/12 19:48	1.02
Tetryl	0.10 U		0.10	0.10	0.051	ug/L		07/28/12 19:48	1.02
1,3,5-Trinitrobenzene	0.051 U		0.10	0.051	0.031	ug/L		07/28/12 19:48	1.02
2,4,6-Trinitrotoluene	0.10 U		0.10	0.10	0.051	ug/L		07/28/12 19:48	1.02

Surrogate	*%Recovery*	*Qualifier*	*Limits*	*Prepared*	*Analyzed*	*Dil Fac*
3,4-Dinitrotoluene	*101*		*79 - 111*	*07/26/12 06:00*	*07/28/12 19:48*	*1.02*

Method: 6010B/DOD - Metals (ICP) - Total Recoverable

Analyte	Result	Qualifier	LOQ	LOD	DL	Unit	D	Analyzed	Dil Fac
Arsenic	10	U	10	10	3.3	ug/L		08/07/12 17:14	1
Chromium	4.0	U	7.0	4.0	1.4	ug/L		08/07/12 17:14	1
Cobalt	4.0	U	7.0	4.0	1.5	ug/L		08/07/12 17:14	1
Lead	5.0	U	10	5.0	1.7	ug/L		08/07/12 17:14	1
Selenium	10	U	15	10	4.0	ug/L		08/07/12 17:14	1
Silver	5.0	U	7.0	5.0	1.7	ug/L		08/07/12 17:14	1
Vanadium	4.0	U	7.0	4.0	1.3	ug/L		08/07/12 17:14	1
Barium	5.0	U	200	5.0	2.8	ug/L		08/07/12 17:14	1
Calcium	1000	U	5000	1000	630	ug/L		08/07/12 17:14	1
Copper	10	U	25	10	4.4	ug/L		08/07/12 17:14	1
Magnesium	300	U	5000	300	120	ug/L		08/07/12 17:14	1
Manganese	5.0	U	15	5.0	1.8	ug/L		08/07/12 17:14	1
Nickel	5.0	U	40	5.0	2.2	ug/L		08/07/12 17:14	1
Potassium	900	U	5000	900	300	ug/L		08/07/12 17:14	1

Method: 6020/DOD - Metals (ICP/MS) - Total Recoverable

Analyte	Result	Qualifier	LOQ	LOD	DL	Unit	D	Analyzed	Dil Fac
Aluminum	60	U	60	60	20	ug/L		08/03/12 12:05	1
Antimony	0.50	U	2.0	0.50	0.21	ug/L		08/03/12 12:05	1
Beryllium	0.10	U Q	1.0	0.10	0.033	ug/L		08/03/12 12:05	1
Cadmium	0.070	U	2.0	0.070	0.023	ug/L		08/03/12 12:05	1
Iron	100	U	150	100	44	ug/L		08/03/12 12:05	1
Sodium	400	U	1000	400	160	ug/L		08/03/12 12:05	1
Thallium	1.0	U	2.0	1.0	0.32	ug/L		08/03/12 12:05	1
Zinc	20	U	40	20	8.8	ug/L		08/03/12 12:05	1

Method: 7470A/DOD - Mercury (CVAA)

Analyte	Result	Qualifier	LOQ	LOD	DL	Unit	D	Analyzed	Dil Fac
Hg	0.20	U	0.20	0.20	0.12	ug/L		07/27/12 10:34	1

Client: Environmental Quality Mgt., Inc.
Project/Site: RVAAP (OH)

TestAmerica Job ID: 240-13441-1

Client Sample ID: FWGEQUIPRINSE1-0154-GW
Date Collected: 07/23/12 16:15
Date Received: 07/24/12 07:00

Lab Sample ID: 240-13441-12
Matrix: Water

General Chemistry

Analyte	Result	Qualifier	LOQ	LOD	DL	Unit	D	Analyzed	Dil Fac
Cyanide, Total	0.010	U	0.010	0.010	0.0050	mg/L		07/26/12 12:02	1
Nitrocellulose	1.0 U		2.0	1.0	0.48	mg/L		08/08/12 14:08	1

Client Sample ID: FWGLL2MW-059C-0113-GW
Date Collected: 07/23/12 17:00
Date Received: 07/24/12 07:00

Lab Sample ID: 240-13441-13
Matrix: Water

Method: 8260B/DoD - Volatile Organic Compounds (GC/MS)

Analyte	Result	Qualifier	LOQ	LOD	DL	Unit	D	Analyzed	Dil Fac
1,1,1-Trichloroethane	0.25	U	1.0	0.25	0.22	ug/L		07/27/12 15:57	1
1,1,2,2-Tetrachloroethane	0.25	U	1.0	0.25	0.18	ug/L		07/27/12 15:57	1
1,1,2-Trichloroethane	0.50	U	1.0	0.50	0.27	ug/L		07/27/12 15:57	1
1,1-Dichloroethane	0.25	U	1.0	0.25	0.15	ug/L		07/27/12 15:57	1
1,1-Dichloroethene	0.25	U	1.0	0.25	0.19	ug/L		07/27/12 15:57	1
1,2-Dichloroethane	0.25	U	1.0	0.25	0.22	ug/L		07/27/12 15:57	1
1,2-Dichloroethene, Total	0.50	U	2.0	0.50	0.34	ug/L		07/27/12 15:57	1
1,2-Dichloropropane	0.25	U	1.0	0.25	0.18	ug/L		07/27/12 15:57	1
2-Hexanone	0.50	U	10	0.50	0.41	ug/L		07/27/12 15:57	1
Bromochloromethane	0.50	U	1.0	0.50	0.29	ug/L		07/27/12 15:57	1
Acetone	1.1	U	10	1.1	1.1	ug/L		07/27/12 15:57	1
Benzene	0.25	U	1.0	0.25	0.13	ug/L		07/27/12 15:57	1
Bromoform	0.64	U	1.0	0.64	0.64	ug/L		07/27/12 15:57	1
Bromomethane	0.50	U	1.0	0.50	0.41	ug/L		07/27/12 15:57	1
Carbon disulfide	0.25	U	1.0	0.25	0.13	ug/L		07/27/12 15:57	1
Carbon tetrachloride	0.25	U	1.0	0.25	0.13	ug/L		07/27/12 15:57	1
Chlorobenzene	0.25	U	1.0	0.25	0.15	ug/L		07/27/12 15:57	1
Chloroethane	0.50	U	1.0	0.50	0.29	ug/L		07/27/12 15:57	1
Chloroform	0.25	U	1.0	0.25	0.16	ug/L		07/27/12 15:57	1
Chloromethane	0.50	U	1.0	0.50	0.30	ug/L		07/27/12 15:57	1
cis-1,2-Dichloroethene	0.25	U	1.0	0.25	0.17	ug/L		07/27/12 15:57	1
cis-1,3-Dichloropropene	0.25	U	1.0	0.25	0.14	ug/L		07/27/12 15:57	1
Bromodichloromethane	0.25	U	1.0	0.25	0.15	ug/L		07/27/12 15:57	1
Ethylbenzene	0.25	U	1.0	0.25	0.17	ug/L		07/27/12 15:57	1
1,2-Dibromoethane	0.25	U	1.0	0.25	0.24	ug/L		07/27/12 15:57	1
m-Xylene & p-Xylene	0.50	U	2.0	0.50	0.24	ug/L		07/27/12 15:57	1
2-Butanone (MEK)	0.57	U	10	0.57	0.57	ug/L		07/27/12 15:57	1
4-Methyl-2-pentanone (MIBK)	0.50	U	10	0.50	0.32	ug/L		07/27/12 15:57	1
Methylene Chloride	0.50	U	1.0	0.50	0.33	ug/L		07/27/12 15:57	1
o-Xylene	0.25	U	1.0	0.25	0.14	ug/L		07/27/12 15:57	1
Styrene	0.25	U	1.0	0.25	0.11	ug/L		07/27/12 15:57	1
Tetrachloroethene	0.50	U	1.0	0.50	0.29	ug/L		07/27/12 15:57	1
Toluene	0.25	U	1.0	0.25	0.13	ug/L		07/27/12 15:57	1
trans-1,2-Dichloroethene	0.25	U	1.0	0.25	0.19	ug/L		07/27/12 15:57	1
trans-1,3-Dichloropropene	0.25	U	1.0	0.25	0.19	ug/L		07/27/12 15:57	1
Trichloroethene	0.25	U	1.0	0.25	0.17	ug/L		07/27/12 15:57	1
Vinyl chloride	0.25	U	1.0	0.25	0.22	ug/L		07/27/12 15:57	1
Xylenes, Total	0.75	U	2.0	0.75	0.28	ug/L		07/27/12 15:57	1
Dibromochloromethane	0.25	U	1.0	0.25	0.18	ug/L		07/27/12 15:57	1

Surrogate	*%Recovery*	*Qualifier*	*Limits*	*Prepared*	*Analyzed*	*Dil Fac*
1,2-Dichloroethane-d4 (Surr)	*88*		*70 - 120*		*07/27/12 15:57*	*1*
4-Bromofluorobenzene (Surr)	*97*		*75 - 120*		*07/27/12 15:57*	*1*
Toluene-d8 (Surr)	*99*		*85 - 120*		*07/27/12 15:57*	*1*
Dibromofluoromethane (Surr)	*95*		*85 - 115*		*07/27/12 15:57*	*1*

Method: 8081/DOD - Organochlorine Pesticides (GC)

Analyte	Result	Qualifier	LOQ	LOD	DL	Unit	D	Analyzed	Dil Fac
4,4'-DDD	0.0095	U	0.048	0.0095	0.0091	ug/L		08/02/12 00:24	1
4,4'-DDE	0.0095	U	0.048	0.0095	0.0092	ug/L		08/02/12 00:24	1

Client Sample ID: FWGLL2MW-059C-0113-GW
Date Collected: 07/23/12 17:00
Date Received: 07/24/12 07:00

Lab Sample ID: 240-13441-13
Matrix: Water

Method: 8081/DOD - Organochlorine Pesticides (GC) (Continued)

Analyte	Result	Qualifier	LOQ	LOD	DL	Unit	D	Analyzed	Dil Fac
4,4'-DDT	0.029	U	0.048	0.029	0.015	ug/L		08/02/12 00:24	1
Aldrin	0.0095	U	0.029	0.0095	0.0078	ug/L		08/02/12 00:24	1
alpha-BHC	0.0095	U	0.029	0.0095	0.0067	ug/L		08/02/12 00:24	1
alpha-Chlordane	0.013	U	0.048	0.013	0.013	ug/L		08/02/12 00:24	1
beta-BHC	0.0095	U	0.048	0.0095	0.0080	ug/L		08/02/12 00:24	1
delta-BHC	0.0095	U	0.048	0.0095	0.0083	ug/L		08/02/12 00:24	1
Dieldrin	0.0095	U	0.029	0.0095	0.0071	ug/L		08/02/12 00:24	1
Endosulfan I	0.012	U	0.048	0.012	0.012	ug/L		08/02/12 00:24	1
Endosulfan II	0.011	U	0.048	0.011	0.011	ug/L		08/02/12 00:24	1
Endosulfan sulfate	0.010	U	0.048	0.010	0.010	ug/L		08/02/12 00:24	1
Endrin	0.010	U	0.048	0.010	0.010	ug/L		08/02/12 00:24	1
Endrin aldehyde	0.010	U	0.048	0.010	0.010	ug/L		08/02/12 00:24	1
Endrin ketone	0.0095	U	0.048	0.0095	0.0074	ug/L		08/02/12 00:24	1
gamma-BHC (Lindane)	0.0095	U	0.048	0.0095	0.0061	ug/L		08/02/12 00:24	1
gamma-Chlordane	0.011	U	0.048	0.011	0.011	ug/L		08/02/12 00:24	1
Heptachlor	0.0095	U	0.029	0.0095	0.0076	ug/L		08/02/12 00:24	1
Heptachlor epoxide	0.0095	U	0.029	0.0095	0.0068	ug/L		08/02/12 00:24	1
Methoxychlor	0.030	U	0.095	0.030	0.030	ug/L		08/02/12 00:24	1
Toxaphene	0.48	U	1.9	0.48	0.30	ug/L		08/02/12 00:24	1

Surrogate	*%Recovery*	*Qualifier*	*Limits*	*Prepared*	*Analyzed*	*Dil Fac*
DCB Decachlorobiphenyl	*36*		*30 - 135*	*07/25/12 08:18*	*08/02/12 00:24*	*1*
DCB Decachlorobiphenyl	*47*		*30 - 135*	*07/25/12 08:18*	*08/02/12 00:24*	*1*
Tetrachloro-m-xylene	*84*		*25 - 140*	*07/25/12 08:18*	*08/02/12 00:24*	*1*
Tetrachloro-m-xylene	*102*		*25 - 140*	*07/25/12 08:18*	*08/02/12 00:24*	*1*

Method: 8082/DOD - Polychlorinated Biphenyls (PCBs) by Gas Chromatography

Analyte	Result	Qualifier	LOQ	LOD	DL	Unit	D	Analyzed	Dil Fac
Aroclor-1016	0.19	U H	0.48	0.19	0.16	ug/L		08/07/12 17:02	1
Aroclor-1221	0.19	U H	0.48	0.19	0.12	ug/L		08/07/12 17:02	1
Aroclor-1232	0.19	U H	0.48	0.19	0.15	ug/L		08/07/12 17:02	1
Aroclor-1242	0.38	U H	0.48	0.38	0.21	ug/L		08/07/12 17:02	1
Aroclor-1248	0.19	U H	0.48	0.19	0.095	ug/L		08/07/12 17:02	1
Aroclor-1254	0.19	U H	0.48	0.19	0.15	ug/L		08/07/12 17:02	1
Aroclor-1260	0.19	U H	0.48	0.19	0.16	ug/L		08/07/12 17:02	1

Surrogate	*%Recovery*	*Qualifier*	*Limits*	*Prepared*	*Analyzed*	*Dil Fac*
Tetrachloro-m-xylene	*71*		*40 - 140*	*08/06/12 09:18*	*08/07/12 17:02*	*1*
Tetrachloro-m-xylene	*68*		*40 - 140*	*08/06/12 09:18*	*08/07/12 17:02*	*1*
DCB Decachlorobiphenyl	*41*		*40 - 135*	*08/06/12 09:18*	*08/07/12 17:02*	*1*
DCB Decachlorobiphenyl	*45*		*40 - 135*	*08/06/12 09:18*	*08/07/12 17:02*	*1*

Method: 8330 (Modified) - Organic Compounds by UV/HPLC - Dissolved

Analyte	Result	Qualifier	LOQ	LOD	DL	Unit	D	Analyzed	Dil Fac
Nitroguanidine	6.0 U		20	6.0	2.4	ug/L		07/27/12 18:17	1

Method: 8330/8330A - Nitroaromatics & Nitramines: Explosives (8330/A)

Analyte	Result	Qualifier	LOQ	LOD	DL	Unit	D	Analyzed	Dil Fac
Nitroglycerin	0.50 U		0.66	0.50	0.33	ug/L		07/28/12 20:28	1.01
PETN	0.50 U		0.66	0.50	0.30	ug/L		07/28/12 20:28	1.01
2-Amino-4,6-dinitrotoluene	**0.62**		0.20	0.10	0.017	ug/L		07/28/12 20:28	1.01

Client: Environmental Quality Mgt., Inc.
Project/Site: RVAAP (OH)

TestAmerica Job ID: 240-13441-1

Client Sample ID: FWGLL2MW-059C-0113-GW
Date Collected: 07/23/12 17:00
Date Received: 07/24/12 07:00

Lab Sample ID: 240-13441-13
Matrix: Water

Method: 8330/8330A - Nitroaromatics & Nitramines: Explosives (8330/A) (Continued)

Analyte	Result	Qualifier	LOQ	LOD	DL	Unit	D	Analyzed	Dil Fac
4-Amino-2,6-dinitrotoluene	**0.57**		0.10	0.10	0.050	ug/L		07/28/12 20:28	1.01
1,3-Dinitrobenzene	**0.086**	**J**	0.10	0.10	0.050	ug/L		07/28/12 20:28	1.01
2,4-Dinitrotoluene	**0.49**		0.10	0.10	0.050	ug/L		07/28/12 20:28	1.01
2,6-Dinitrotoluene	0.10 U		0.10	0.10	0.050	ug/L		07/28/12 20:28	1.01
HMX	**0.099**	**J**	0.10	0.050	0.036	ug/L		07/28/12 20:28	1.01
Nitrobenzene	0.10 U		0.10	0.10	0.050	ug/L		07/28/12 20:28	1.01
2-Nitrotoluene	0.10 U		0.50	0.10	0.089	ug/L		07/28/12 20:28	1.01
3-Nitrotoluene	0.10 U		0.50	0.10	0.058	ug/L		07/28/12 20:28	1.01
4-Nitrotoluene	0.10 U		0.66	0.10	0.089	ug/L		07/28/12 20:28	1.01
RDX	0.050 U		0.10	0.050	0.036	ug/L		07/28/12 20:28	1.01
Tetryl	0.10 U		0.10	0.10	0.050	ug/L		07/28/12 20:28	1.01
1,3,5-Trinitrobenzene	**1.6**		0.10	0.050	0.030	ug/L		07/28/12 20:28	1.01
2,4,6-Trinitrotoluene	0.10 U		0.10	0.10	0.050	ug/L		07/28/12 20:28	1.01

Surrogate	*%Recovery*	*Qualifier*	*Limits*	*Prepared*	*Analyzed*	*Dil Fac*
3,4-Dinitrotoluene	*101*		*79 - 111*	*07/26/12 06:00*	*07/28/12 20:28*	*1.01*

General Chemistry

Analyte	Result	Qualifier	LOQ	LOD	DL	Unit	D	Analyzed	Dil Fac
Nitrocellulose	1.0 U		2.0	1.0	0.48	mg/L		08/08/12 14:18	1

Client Sample ID: FWGLL2MW-059C-0113-GF
Date Collected: 07/23/12 17:00
Date Received: 07/24/12 07:00

Lab Sample ID: 240-13441-14
Matrix: Water

Method: 6010B/DOD - Metals (ICP) - Total Recoverable

Analyte	Result	Qualifier	LOQ	LOD	DL	Unit	D	Analyzed	Dil Fac
Arsenic	**4.6**	**J**	10	10	3.3	ug/L		08/07/12 17:18	1
Chromium	4.0	U	7.0	4.0	1.4	ug/L		08/07/12 17:18	1
Cobalt	**8.4**		7.0	4.0	1.5	ug/L		08/07/12 17:18	1
Lead	5.0	U	10	5.0	1.7	ug/L		08/07/12 17:18	1
Selenium	10	U	15	10	4.0	ug/L		08/07/12 17:18	1
Silver	5.0	U	7.0	5.0	1.7	ug/L		08/07/12 17:18	1
Vanadium	4.0	U	7.0	4.0	1.3	ug/L		08/07/12 17:18	1
Barium	**59**	**J**	200	5.0	2.8	ug/L		08/07/12 17:18	1
Calcium	**30000**		5000	1000	630	ug/L		08/07/12 17:18	1
Copper	10	U	25	10	4.4	ug/L		08/07/12 17:18	1
Magnesium	**11000**		5000	300	120	ug/L		08/07/12 17:18	1
Manganese	**1000**		15	5.0	1.8	ug/L		08/07/12 17:18	1
Nickel	**4.3**	**J**	40	5.0	2.2	ug/L		08/07/12 17:18	1
Potassium	**820**	**J**	5000	900	300	ug/L		08/07/12 17:18	1

Method: 6020/DOD - Metals (ICP/MS) - Total Recoverable

Analyte	Result	Qualifier	LOQ	LOD	DL	Unit	D	Analyzed	Dil Fac
Aluminum	60	U	60	60	20	ug/L		08/03/12 12:10	1
Antimony	0.50	U	2.0	0.50	0.21	ug/L		08/03/12 12:10	1
Beryllium	**0.048**	**J Q**	1.0	0.10	0.033	ug/L		08/03/12 12:10	1
Cadmium	0.070	U	2.0	0.070	0.023	ug/L		08/03/12 12:10	1
Iron	**3000**		150	100	44	ug/L		08/03/12 12:10	1
Sodium	**3400**		1000	400	160	ug/L		08/03/12 12:10	1
Thallium	1.0	U	2.0	1.0	0.32	ug/L		08/03/12 12:10	1
Zinc	20	U	40	20	8.8	ug/L		08/03/12 12:10	1

Method: 7470A/DOD - Mercury (CVAA)

Analyte	Result	Qualifier	LOQ	LOD	DL	Unit	D	Analyzed	Dil Fac
Hg	0.20	U	0.20	0.20	0.12	ug/L		07/27/12 10:39	1

Client Sample ID: FWGTEAM 2-TRIP
Date Collected: 07/23/12 08:00
Date Received: 07/24/12 07:00

Lab Sample ID: 240-13441-15
Matrix: Water

Method: 8260B/DoD - Volatile Organic Compounds (GC/MS)

Analyte	Result	Qualifier	LOQ	LOD	DL	Unit	D	Analyzed	Dil Fac
1,1,1-Trichloroethane	0.25	U	1.0	0.25	0.22	ug/L		07/27/12 16:20	1
1,1,2,2-Tetrachloroethane	0.25	U	1.0	0.25	0.18	ug/L		07/27/12 16:20	1
1,1,2-Trichloroethane	0.50	U	1.0	0.50	0.27	ug/L		07/27/12 16:20	1
1,1-Dichloroethane	0.25	U	1.0	0.25	0.15	ug/L		07/27/12 16:20	1
1,1-Dichloroethene	0.25	U	1.0	0.25	0.19	ug/L		07/27/12 16:20	1
1,2-Dichloroethane	0.25	U	1.0	0.25	0.22	ug/L		07/27/12 16:20	1
1,2-Dichloroethene, Total	0.50	U	2.0	0.50	0.34	ug/L		07/27/12 16:20	1
1,2-Dichloropropane	0.25	U	1.0	0.25	0.18	ug/L		07/27/12 16:20	1
2-Hexanone	0.50	U	10	0.50	0.41	ug/L		07/27/12 16:20	1
Bromochloromethane	0.50	U	1.0	0.50	0.29	ug/L		07/27/12 16:20	1
Acetone	**1.1**	**J**	10	1.1	1.1	ug/L		07/27/12 16:20	1
Benzene	0.25	U	1.0	0.25	0.13	ug/L		07/27/12 16:20	1
Bromoform	0.64	U	1.0	0.64	0.64	ug/L		07/27/12 16:20	1
Bromomethane	0.50	U	1.0	0.50	0.41	ug/L		07/27/12 16:20	1
Carbon disulfide	0.25	U	1.0	0.25	0.13	ug/L		07/27/12 16:20	1
Carbon tetrachloride	0.25	U	1.0	0.25	0.13	ug/L		07/27/12 16:20	1
Chlorobenzene	0.25	U	1.0	0.25	0.15	ug/L		07/27/12 16:20	1
Chloroethane	0.50	U	1.0	0.50	0.29	ug/L		07/27/12 16:20	1
Chloroform	0.25	U	1.0	0.25	0.16	ug/L		07/27/12 16:20	1
Chloromethane	0.50	U	1.0	0.50	0.30	ug/L		07/27/12 16:20	1
cis-1,2-Dichloroethene	0.25	U	1.0	0.25	0.17	ug/L		07/27/12 16:20	1
cis-1,3-Dichloropropene	0.25	U	1.0	0.25	0.14	ug/L		07/27/12 16:20	1
Bromodichloromethane	0.25	U	1.0	0.25	0.15	ug/L		07/27/12 16:20	1
Ethylbenzene	0.25	U	1.0	0.25	0.17	ug/L		07/27/12 16:20	1
1,2-Dibromoethane	0.25	U	1.0	0.25	0.24	ug/L		07/27/12 16:20	1
m-Xylene & p-Xylene	0.50	U	2.0	0.50	0.24	ug/L		07/27/12 16:20	1
2-Butanone (MEK)	0.57	U	10	0.57	0.57	ug/L		07/27/12 16:20	1
4-Methyl-2-pentanone (MIBK)	0.50	U	10	0.50	0.32	ug/L		07/27/12 16:20	1
Methylene Chloride	0.50	U	1.0	0.50	0.33	ug/L		07/27/12 16:20	1
o-Xylene	0.25	U	1.0	0.25	0.14	ug/L		07/27/12 16:20	1
Styrene	0.25	U	1.0	0.25	0.11	ug/L		07/27/12 16:20	1
Tetrachloroethene	0.50	U	1.0	0.50	0.29	ug/L		07/27/12 16:20	1
Toluene	0.25	U	1.0	0.25	0.13	ug/L		07/27/12 16:20	1
trans-1,2-Dichloroethene	0.25	U	1.0	0.25	0.19	ug/L		07/27/12 16:20	1
trans-1,3-Dichloropropene	0.25	U	1.0	0.25	0.19	ug/L		07/27/12 16:20	1
Trichloroethene	0.25	U	1.0	0.25	0.17	ug/L		07/27/12 16:20	1
Vinyl chloride	0.25	U	1.0	0.25	0.22	ug/L		07/27/12 16:20	1
Xylenes, Total	0.75	U	2.0	0.75	0.28	ug/L		07/27/12 16:20	1
Dibromochloromethane	0.25	U	1.0	0.25	0.18	ug/L		07/27/12 16:20	1

Surrogate	*%Recovery*	*Qualifier*	*Limits*	*Prepared*	*Analyzed*	*Dil Fac*
1,2-Dichloroethane-d4 (Surr)	*83*		*70 - 120*		*07/27/12 16:20*	*1*
4-Bromofluorobenzene (Surr)	*99*		*75 - 120*		*07/27/12 16:20*	*1*
Toluene-d8 (Surr)	*98*		*85 - 120*		*07/27/12 16:20*	*1*
Dibromofluoromethane (Surr)	*93*		*85 - 115*		*07/27/12 16:20*	*1*

Client Sample ID: FWGSCFMW-004-0131-GW
Date Collected: 07/23/12 10:08
Date Received: 07/24/12 07:00

Lab Sample ID: 240-13441-16
Matrix: Water

Method: 8260B/DoD - Volatile Organic Compounds (GC/MS)

Analyte	Result	Qualifier	LOQ	LOD	DL	Unit	D	Analyzed	Dil Fac
1,1,1-Trichloroethane	0.25	U	1.0	0.25	0.22	ug/L		07/27/12 16:42	1
1,1,2,2-Tetrachloroethane	0.25	U	1.0	0.25	0.18	ug/L		07/27/12 16:42	1
1,1,2-Trichloroethane	0.50	U	1.0	0.50	0.27	ug/L		07/27/12 16:42	1
1,1-Dichloroethane	0.25	U	1.0	0.25	0.15	ug/L		07/27/12 16:42	1
1,1-Dichloroethene	0.25	U	1.0	0.25	0.19	ug/L		07/27/12 16:42	1
1,2-Dichloroethane	0.25	U	1.0	0.25	0.22	ug/L		07/27/12 16:42	1
1,2-Dichloroethene, Total	0.50	U	2.0	0.50	0.34	ug/L		07/27/12 16:42	1
1,2-Dichloropropane	0.25	U	1.0	0.25	0.18	ug/L		07/27/12 16:42	1
2-Hexanone	0.50	U	10	0.50	0.41	ug/L		07/27/12 16:42	1
Bromochloromethane	0.50	U	1.0	0.50	0.29	ug/L		07/27/12 16:42	1
Acetone	1.1	U	10	1.1	1.1	ug/L		07/27/12 16:42	1
Benzene	0.25	U	1.0	0.25	0.13	ug/L		07/27/12 16:42	1
Bromoform	0.64	U	1.0	0.64	0.64	ug/L		07/27/12 16:42	1
Bromomethane	0.50	U	1.0	0.50	0.41	ug/L		07/27/12 16:42	1
Carbon disulfide	0.25	U	1.0	0.25	0.13	ug/L		07/27/12 16:42	1
Carbon tetrachloride	0.25	U	1.0	0.25	0.13	ug/L		07/27/12 16:42	1
Chlorobenzene	0.25	U	1.0	0.25	0.15	ug/L		07/27/12 16:42	1
Chloroethane	0.50	U	1.0	0.50	0.29	ug/L		07/27/12 16:42	1
Chloroform	0.25	U	1.0	0.25	0.16	ug/L		07/27/12 16:42	1
Chloromethane	0.50	U	1.0	0.50	0.30	ug/L		07/27/12 16:42	1
cis-1,2-Dichloroethene	0.25	U	1.0	0.25	0.17	ug/L		07/27/12 16:42	1
cis-1,3-Dichloropropene	0.25	U	1.0	0.25	0.14	ug/L		07/27/12 16:42	1
Bromodichloromethane	0.25	U	1.0	0.25	0.15	ug/L		07/27/12 16:42	1
Ethylbenzene	0.25	U	1.0	0.25	0.17	ug/L		07/27/12 16:42	1
1,2-Dibromoethane	0.25	U	1.0	0.25	0.24	ug/L		07/27/12 16:42	1
m-Xylene & p-Xylene	0.50	U	2.0	0.50	0.24	ug/L		07/27/12 16:42	1
2-Butanone (MEK)	0.57	U	10	0.57	0.57	ug/L		07/27/12 16:42	1
4-Methyl-2-pentanone (MIBK)	0.50	U	10	0.50	0.32	ug/L		07/27/12 16:42	1
Methylene Chloride	0.50	U	1.0	0.50	0.33	ug/L		07/27/12 16:42	1
o-Xylene	0.25	U	1.0	0.25	0.14	ug/L		07/27/12 16:42	1
Styrene	0.25	U	1.0	0.25	0.11	ug/L		07/27/12 16:42	1
Tetrachloroethene	0.50	U	1.0	0.50	0.29	ug/L		07/27/12 16:42	1
Toluene	0.25	U	1.0	0.25	0.13	ug/L		07/27/12 16:42	1
trans-1,2-Dichloroethene	0.25	U	1.0	0.25	0.19	ug/L		07/27/12 16:42	1
trans-1,3-Dichloropropene	0.25	U	1.0	0.25	0.19	ug/L		07/27/12 16:42	1
Trichloroethene	0.25	U	1.0	0.25	0.17	ug/L		07/27/12 16:42	1
Vinyl chloride	0.25	U	1.0	0.25	0.22	ug/L		07/27/12 16:42	1
Xylenes, Total	0.75	U	2.0	0.75	0.28	ug/L		07/27/12 16:42	1
Dibromochloromethane	0.25	U	1.0	0.25	0.18	ug/L		07/27/12 16:42	1

Surrogate	*%Recovery*	*Qualifier*	*Limits*	*Prepared*	*Analyzed*	*Dil Fac*
1,2-Dichloroethane-d4 (Surr)	*84*		*70 - 120*		*07/27/12 16:42*	*1*
4-Bromofluorobenzene (Surr)	*95*		*75 - 120*		*07/27/12 16:42*	*1*
Toluene-d8 (Surr)	*95*		*85 - 120*		*07/27/12 16:42*	*1*
Dibromofluoromethane (Surr)	*93*		*85 - 115*		*07/27/12 16:42*	*1*

Method: 8081/DOD - Organochlorine Pesticides (GC)

Analyte	Result	Qualifier	LOQ	LOD	DL	Unit	D	Analyzed	Dil Fac
4,4'-DDD	0.048	U	0.24	0.048	0.046	ug/L		08/02/12 13:29	5
4,4'-DDE	0.048	U	0.24	0.048	0.046	ug/L		08/02/12 13:29	5

Client Sample ID: FWGSCFMW-004-0131-GW
Date Collected: 07/23/12 10:08
Date Received: 07/24/12 07:00

Lab Sample ID: 240-13441-16
Matrix: Water

Method: 8081/DOD - Organochlorine Pesticides (GC) (Continued)

Analyte	Result	Qualifier	LOQ	LOD	DL	Unit	D	Analyzed	Dil Fac
4,4'-DDT	0.14	U	0.24	0.14	0.076	ug/L		08/02/12 13:29	5
Aldrin	0.048	U	0.14	0.048	0.039	ug/L		08/02/12 13:29	5
alpha-BHC	0.048	U	0.14	0.048	0.033	ug/L		08/02/12 13:29	5
alpha-Chlordane	0.067	U	0.24	0.067	0.067	ug/L		08/02/12 13:29	5
beta-BHC	0.048	U	0.24	0.048	0.040	ug/L		08/02/12 13:29	5
delta-BHC	0.048	U	0.24	0.048	0.041	ug/L		08/02/12 13:29	5
Dieldrin	0.048	U	0.14	0.048	0.036	ug/L		08/02/12 13:29	5
Endosulfan I	0.062	U	0.24	0.062	0.062	ug/L		08/02/12 13:29	5
Endosulfan II	0.057	U	0.24	0.057	0.057	ug/L		08/02/12 13:29	5
Endosulfan sulfate	0.052	U	0.24	0.052	0.052	ug/L		08/02/12 13:29	5
Endrin	0.052	U	0.24	0.052	0.052	ug/L		08/02/12 13:29	5
Endrin aldehyde	0.052	U	0.24	0.052	0.052	ug/L		08/02/12 13:29	5
Endrin ketone	0.048	U	0.24	0.048	0.037	ug/L		08/02/12 13:29	5
gamma-BHC (Lindane)	0.048	U	0.24	0.048	0.030	ug/L		08/02/12 13:29	5
gamma-Chlordane	0.057	U	0.24	0.057	0.057	ug/L		08/02/12 13:29	5
Heptachlor	0.048	U	0.14	0.048	0.038	ug/L		08/02/12 13:29	5
Heptachlor epoxide	0.048	U	0.14	0.048	0.034	ug/L		08/02/12 13:29	5
Methoxychlor	0.15	U	0.48	0.15	0.15	ug/L		08/02/12 13:29	5
Toxaphene	2.4	U	9.5	2.4	1.5	ug/L		08/02/12 13:29	5

Surrogate	*%Recovery*	*Qualifier*	*Limits*	*Prepared*	*Analyzed*	*Dil Fac*
DCB Decachlorobiphenyl	*71*		*30 - 135*	*07/25/12 08:18*	*08/02/12 13:29*	*5*
DCB Decachlorobiphenyl	*83*		*30 - 135*	*07/25/12 08:18*	*08/02/12 13:29*	*5*
Tetrachloro-m-xylene	*76*		*25 - 140*	*07/25/12 08:18*	*08/02/12 13:29*	*5*
Tetrachloro-m-xylene	*99*		*25 - 140*	*07/25/12 08:18*	*08/02/12 13:29*	*5*

Method: 8082/DOD - Polychlorinated Biphenyls (PCBs) by Gas Chromatography

Analyte	Result	Qualifier	LOQ	LOD	DL	Unit	D	Analyzed	Dil Fac
Aroclor-1016	0.19	U	0.48	0.19	0.16	ug/L		08/01/12 20:12	1
Aroclor-1221	0.19	U	0.48	0.19	0.12	ug/L		08/01/12 20:12	1
Aroclor-1232	0.19	U	0.48	0.19	0.15	ug/L		08/01/12 20:12	1
Aroclor-1242	0.38	U	0.48	0.38	0.21	ug/L		08/01/12 20:12	1
Aroclor-1248	0.19	U	0.48	0.19	0.095	ug/L		08/01/12 20:12	1
Aroclor-1254	0.19	U	0.48	0.19	0.15	ug/L		08/01/12 20:12	1
Aroclor-1260	0.19	U	0.48	0.19	0.16	ug/L		08/01/12 20:12	1

Surrogate	*%Recovery*	*Qualifier*	*Limits*	*Prepared*	*Analyzed*	*Dil Fac*
Tetrachloro-m-xylene	*48*		*40 - 140*	*07/25/12 08:30*	*08/01/12 20:12*	*1*
Tetrachloro-m-xylene	*56*		*40 - 140*	*07/25/12 08:30*	*08/01/12 20:12*	*1*
DCB Decachlorobiphenyl	*37*	*Q*	*40 - 135*	*07/25/12 08:30*	*08/01/12 20:12*	*1*
DCB Decachlorobiphenyl	*40*		*40 - 135*	*07/25/12 08:30*	*08/01/12 20:12*	*1*

Method: 8330 (Modified) - Organic Compounds by UV/HPLC - Dissolved

Analyte	Result	Qualifier	LOQ	LOD	DL	Unit	D	Analyzed	Dil Fac
Nitroguanidine	6.0	U	20	6.0	2.4	ug/L		07/27/12 18:31	1

Method: 8330/8330A - Nitroaromatics & Nitramines: Explosives (8330/A)

Analyte	Result	Qualifier	LOQ	LOD	DL	Unit	D	Analyzed	Dil Fac
Nitroglycerin	0.61	U	0.79	0.61	0.40	ug/L		08/03/12 12:48	1.22
PETN	0.61	U	0.79	0.61	0.37	ug/L		08/03/12 12:48	1.22
2-Amino-4,6-dinitrotoluene	0.12	U	0.24	0.12	0.021	ug/L		08/03/12 12:48	1.22

Client: Environmental Quality Mgt., Inc.
Project/Site: RVAAP (OH)

TestAmerica Job ID: 240-13441-1

Client Sample ID: FWGSCFMW-004-0131-GW
Date Collected: 07/23/12 10:08
Date Received: 07/24/12 07:00

Lab Sample ID: 240-13441-16
Matrix: Water

Method: 8330/8330A - Nitroaromatics & Nitramines: Explosives (8330/A) (Continued)

Analyte	Result	Qualifier	LOQ	LOD	DL	Unit	D	Analyzed	Dil Fac
4-Amino-2,6-dinitrotoluene	0.12 U		0.12	0.12	0.061	ug/L		08/03/12 12:48	1.22
1,3-Dinitrobenzene	0.12 U		0.12	0.12	0.061	ug/L		08/03/12 12:48	1.22
2,4-Dinitrotoluene	0.12 U		0.12	0.12	0.061	ug/L		08/03/12 12:48	1.22
2,6-Dinitrotoluene	0.12 U		0.12	0.12	0.061	ug/L		08/03/12 12:48	1.22
HMX	0.061 U		0.12	0.061	0.044	ug/L		08/03/12 12:48	1.22
Nitrobenzene	0.12 U		0.12	0.12	0.061	ug/L		08/03/12 12:48	1.22
2-Nitrotoluene	0.12 U		0.61	0.12	0.11	ug/L		08/03/12 12:48	1.22
3-Nitrotoluene	0.12 U		0.61	0.12	0.070	ug/L		08/03/12 12:48	1.22
4-Nitrotoluene	0.12 U		0.79	0.12	0.11	ug/L		08/03/12 12:48	1.22
RDX	0.061 U		0.12	0.061	0.044	ug/L		08/03/12 12:48	1.22
Tetryl	0.12 U		0.12	0.12	0.061	ug/L		08/03/12 12:48	1.22
1,3,5-Trinitrobenzene	0.061 U		0.12	0.061	0.037	ug/L		08/03/12 12:48	1.22
2,4,6-Trinitrotoluene	0.12 U		0.12	0.12	0.061	ug/L		08/03/12 12:48	1.22

Surrogate	*%Recovery*	*Qualifier*	*Limits*	*Prepared*	*Analyzed*	*Dil Fac*
3,4-Dinitrotoluene	*104*		*79 - 111*	*08/01/12 06:00*	*08/03/12 12:48*	*1.22*

General Chemistry

Analyte	Result	Qualifier	LOQ	LOD	DL	Unit	D	Analyzed	Dil Fac
Nitrocellulose	1.0 U		2.0	1.0	0.48	mg/L		08/08/12 14:20	1

Client: Environmental Quality Mgt., Inc.
Project/Site: RVAAP (OH)

TestAmerica Job ID: 240-13441-1

Client Sample ID: FWGSCFMW-004-0131-GF
Date Collected: 07/23/12 10:08
Date Received: 07/24/12 07:00

Lab Sample ID: 240-13441-17
Matrix: Water

Method: 6010B/DOD - Metals (ICP) - Total Recoverable

Analyte	Result	Qualifier	LOQ	LOD	DL	Unit	D	Analyzed	Dil Fac
Arsenic	10	U	10	10	3.3	ug/L		08/07/12 17:22	1
Chromium	4.0	U	7.0	4.0	1.4	ug/L		08/07/12 17:22	1
Cobalt	4.0	U	7.0	4.0	1.5	ug/L		08/07/12 17:22	1
Lead	5.0	U	10	5.0	1.7	ug/L		08/07/12 17:22	1
Selenium	10	U	15	10	4.0	ug/L		08/07/12 17:22	1
Silver	5.0	U	7.0	5.0	1.7	ug/L		08/07/12 17:22	1
Vanadium	**1.4**	**J**	7.0	4.0	1.3	ug/L		08/07/12 17:22	1
Barium	**82**	**J**	200	5.0	2.8	ug/L		08/07/12 17:22	1
Calcium	**150000**		5000	1000	630	ug/L		08/07/12 17:22	1
Copper	10	U	25	10	4.4	ug/L		08/07/12 17:22	1
Magnesium	**60000**		5000	300	120	ug/L		08/07/12 17:22	1
Manganese	**690**		15	5.0	1.8	ug/L		08/07/12 17:22	1
Nickel	5.0	U	40	5.0	2.2	ug/L		08/07/12 17:22	1
Potassium	**2700**	**J**	5000	900	300	ug/L		08/07/12 17:22	1

Method: 6020/DOD - Metals (ICP/MS) - Total Recoverable

Analyte	Result	Qualifier	LOQ	LOD	DL	Unit	D	Analyzed	Dil Fac
Aluminum	60	U	60	60	20	ug/L		08/03/12 12:15	1
Antimony	0.50	U	2.0	0.50	0.21	ug/L		08/03/12 12:15	1
Beryllium	0.10	U Q	1.0	0.10	0.033	ug/L		08/03/12 12:15	1
Cadmium	0.070	U	2.0	0.070	0.023	ug/L		08/03/12 12:15	1
Iron	100	U	150	100	44	ug/L		08/03/12 12:15	1
Sodium	**10000**		1000	400	160	ug/L		08/03/12 12:15	1
Thallium	1.0	U	2.0	1.0	0.32	ug/L		08/03/12 12:15	1
Zinc	20	U	40	20	8.8	ug/L		08/03/12 12:15	1

Method: 7470A/DOD - Mercury (CVAA)

Analyte	Result	Qualifier	LOQ	LOD	DL	Unit	D	Analyzed	Dil Fac
Hg	0.20	U	0.20	0.20	0.12	ug/L		07/27/12 10:40	1

Client Sample ID: FWGLL1MW-087-0112-GW — **Lab Sample ID: 240-13441-18**
Date Collected: 07/23/12 11:04 — **Matrix: Water**
Date Received: 07/24/12 07:00

Method: 8260B/DoD - Volatile Organic Compounds (GC/MS)

Analyte	Result	Qualifier	LOQ	LOD	DL	Unit	D	Analyzed	Dil Fac
1,1,1-Trichloroethane	0.25	U	1.0	0.25	0.22	ug/L		07/27/12 17:05	1
1,1,2,2-Tetrachloroethane	0.25	U	1.0	0.25	0.18	ug/L		07/27/12 17:05	1
1,1,2-Trichloroethane	0.50	U	1.0	0.50	0.27	ug/L		07/27/12 17:05	1
1,1-Dichloroethane	0.25	U	1.0	0.25	0.15	ug/L		07/27/12 17:05	1
1,1-Dichloroethene	0.25	U	1.0	0.25	0.19	ug/L		07/27/12 17:05	1
1,2-Dichloroethane	0.25	U	1.0	0.25	0.22	ug/L		07/27/12 17:05	1
1,2-Dichloroethene, Total	0.50	U	2.0	0.50	0.34	ug/L		07/27/12 17:05	1
1,2-Dichloropropane	0.25	U	1.0	0.25	0.18	ug/L		07/27/12 17:05	1
2-Hexanone	0.50	U	10	0.50	0.41	ug/L		07/27/12 17:05	1
Bromochloromethane	0.50	U	1.0	0.50	0.29	ug/L		07/27/12 17:05	1
Acetone	1.1	U	10	1.1	1.1	ug/L		07/27/12 17:05	1
Benzene	0.25	U	1.0	0.25	0.13	ug/L		07/27/12 17:05	1
Bromoform	0.64	U	1.0	0.64	0.64	ug/L		07/27/12 17:05	1
Bromomethane	0.50	U	1.0	0.50	0.41	ug/L		07/27/12 17:05	1
Carbon disulfide	0.25	U	1.0	0.25	0.13	ug/L		07/27/12 17:05	1
Carbon tetrachloride	0.25	U	1.0	0.25	0.13	ug/L		07/27/12 17:05	1
Chlorobenzene	0.25	U	1.0	0.25	0.15	ug/L		07/27/12 17:05	1
Chloroethane	0.50	U	1.0	0.50	0.29	ug/L		07/27/12 17:05	1
Chloroform	0.25	U	1.0	0.25	0.16	ug/L		07/27/12 17:05	1
Chloromethane	0.50	U	1.0	0.50	0.30	ug/L		07/27/12 17:05	1
cis-1,2-Dichloroethene	0.25	U	1.0	0.25	0.17	ug/L		07/27/12 17:05	1
cis-1,3-Dichloropropene	0.25	U	1.0	0.25	0.14	ug/L		07/27/12 17:05	1
Bromodichloromethane	0.25	U	1.0	0.25	0.15	ug/L		07/27/12 17:05	1
Ethylbenzene	0.25	U	1.0	0.25	0.17	ug/L		07/27/12 17:05	1
1,2-Dibromoethane	0.25	U	1.0	0.25	0.24	ug/L		07/27/12 17:05	1
m-Xylene & p-Xylene	0.50	U	2.0	0.50	0.24	ug/L		07/27/12 17:05	1
2-Butanone (MEK)	0.57	U	10	0.57	0.57	ug/L		07/27/12 17:05	1
4-Methyl-2-pentanone (MIBK)	0.50	U	10	0.50	0.32	ug/L		07/27/12 17:05	1
Methylene Chloride	0.50	U	1.0	0.50	0.33	ug/L		07/27/12 17:05	1
o-Xylene	0.25	U	1.0	0.25	0.14	ug/L		07/27/12 17:05	1
Styrene	0.25	U	1.0	0.25	0.11	ug/L		07/27/12 17:05	1
Tetrachloroethene	0.50	U	1.0	0.50	0.29	ug/L		07/27/12 17:05	1
Toluene	0.25	U	1.0	0.25	0.13	ug/L		07/27/12 17:05	1
trans-1,2-Dichloroethene	0.25	U	1.0	0.25	0.19	ug/L		07/27/12 17:05	1
trans-1,3-Dichloropropene	0.25	U	1.0	0.25	0.19	ug/L		07/27/12 17:05	1
Trichloroethene	0.25	U	1.0	0.25	0.17	ug/L		07/27/12 17:05	1
Vinyl chloride	0.25	U	1.0	0.25	0.22	ug/L		07/27/12 17:05	1
Xylenes, Total	0.75	U	2.0	0.75	0.28	ug/L		07/27/12 17:05	1
Dibromochloromethane	0.25	U	1.0	0.25	0.18	ug/L		07/27/12 17:05	1

Surrogate	*%Recovery*	*Qualifier*	*Limits*	*Prepared*	*Analyzed*	*Dil Fac*
1,2-Dichloroethane-d4 (Surr)	*87*		*70 - 120*		*07/27/12 17:05*	*1*
4-Bromofluorobenzene (Surr)	*97*		*75 - 120*		*07/27/12 17:05*	*1*
Toluene-d8 (Surr)	*97*		*85 - 120*		*07/27/12 17:05*	*1*
Dibromofluoromethane (Surr)	*95*		*85 - 115*		*07/27/12 17:05*	*1*

Method: 8081/DOD - Organochlorine Pesticides (GC)

Analyte	Result	Qualifier	LOQ	LOD	DL	Unit	D	Analyzed	Dil Fac
4,4'-DDD	0.0098	U	0.049	0.0098	0.0094	ug/L		08/02/12 01:06	1
4,4'-DDE	0.0098	U	0.049	0.0098	0.0095	ug/L		08/02/12 01:06	1

Client Sample ID: FWGLL1MW-087-0112-GW
Date Collected: 07/23/12 11:04
Date Received: 07/24/12 07:00

Lab Sample ID: 240-13441-18
Matrix: Water

Method: 8081/DOD - Organochlorine Pesticides (GC) (Continued)

Analyte	Result	Qualifier	LOQ	LOD	DL	Unit	D	Analyzed	Dil Fac
4,4'-DDT	0.029	U	0.049	0.029	0.016	ug/L		08/02/12 01:06	1
Aldrin	0.0098	U	0.029	0.0098	0.0080	ug/L		08/02/12 01:06	1
alpha-BHC	0.0098	U	0.029	0.0098	0.0069	ug/L		08/02/12 01:06	1
alpha-Chlordane	0.014	U	0.049	0.014	0.014	ug/L		08/02/12 01:06	1
beta-BHC	0.0098	U	0.049	0.0098	0.0082	ug/L		08/02/12 01:06	1
delta-BHC	0.0098	U	0.049	0.0098	0.0085	ug/L		08/02/12 01:06	1
Dieldrin	0.0098	U	0.029	0.0098	0.0074	ug/L		08/02/12 01:06	1
Endosulfan I	0.013	U	0.049	0.013	0.013	ug/L		08/02/12 01:06	1
Endosulfan II	0.012	U	0.049	0.012	0.012	ug/L		08/02/12 01:06	1
Endosulfan sulfate	0.011	U	0.049	0.011	0.011	ug/L		08/02/12 01:06	1
Endrin	0.011	U	0.049	0.011	0.011	ug/L		08/02/12 01:06	1
Endrin aldehyde	0.011	U	0.049	0.011	0.011	ug/L		08/02/12 01:06	1
Endrin ketone	0.0098	U	0.049	0.0098	0.0076	ug/L		08/02/12 01:06	1
gamma-BHC (Lindane)	0.0098	U	0.049	0.0098	0.0063	ug/L		08/02/12 01:06	1
gamma-Chlordane	0.012	U	0.049	0.012	0.012	ug/L		08/02/12 01:06	1
Heptachlor	0.0098	U	0.029	0.0098	0.0078	ug/L		08/02/12 01:06	1
Heptachlor epoxide	0.0098	U	0.029	0.0098	0.0070	ug/L		08/02/12 01:06	1
Methoxychlor	0.031	U	0.098	0.031	0.031	ug/L		08/02/12 01:06	1
Toxaphene	0.49	U	2.0	0.49	0.31	ug/L		08/02/12 01:06	1

Surrogate	*%Recovery*	*Qualifier*	*Limits*	*Prepared*	*Analyzed*	*Dil Fac*
DCB Decachlorobiphenyl	*29*	*Q*	*30 - 135*	*07/25/12 08:18*	*08/02/12 01:06*	*1*
DCB Decachlorobiphenyl	*37*		*30 - 135*	*07/25/12 08:18*	*08/02/12 01:06*	*1*
Tetrachloro-m-xylene	*80*		*25 - 140*	*07/25/12 08:18*	*08/02/12 01:06*	*1*
Tetrachloro-m-xylene	*78*		*25 - 140*	*07/25/12 08:18*	*08/02/12 01:06*	*1*

Method: 8082/DOD - Polychlorinated Biphenyls (PCBs) by Gas Chromatography

Analyte	Result	Qualifier	LOQ	LOD	DL	Unit	D	Analyzed	Dil Fac
Aroclor-1016	0.20	U	0.49	0.20	0.17	ug/L		08/01/12 20:28	1
Aroclor-1221	0.20	U	0.49	0.20	0.13	ug/L		08/01/12 20:28	1
Aroclor-1232	0.20	U	0.49	0.20	0.16	ug/L		08/01/12 20:28	1
Aroclor-1242	0.39	U	0.49	0.39	0.22	ug/L		08/01/12 20:28	1
Aroclor-1248	0.20	U	0.49	0.20	0.098	ug/L		08/01/12 20:28	1
Aroclor-1254	0.20	U	0.49	0.20	0.16	ug/L		08/01/12 20:28	1
Aroclor-1260	0.20	U	0.49	0.20	0.17	ug/L		08/01/12 20:28	1

Surrogate	*%Recovery*	*Qualifier*	*Limits*	*Prepared*	*Analyzed*	*Dil Fac*
Tetrachloro-m-xylene	*66*		*40 - 140*	*07/25/12 08:30*	*08/01/12 20:28*	*1*
Tetrachloro-m-xylene	*70*		*40 - 140*	*07/25/12 08:30*	*08/01/12 20:28*	*1*
DCB Decachlorobiphenyl	*31*	*Q*	*40 - 135*	*07/25/12 08:30*	*08/01/12 20:28*	*1*
DCB Decachlorobiphenyl	*34*	*Q*	*40 - 135*	*07/25/12 08:30*	*08/01/12 20:28*	*1*

Method: 8330 (Modified) - Organic Compounds by UV/HPLC - Dissolved

Analyte	Result	Qualifier	LOQ	LOD	DL	Unit	D	Analyzed	Dil Fac
Nitroguanidine	6.0	U	20	6.0	2.4	ug/L		07/27/12 18:45	1

Method: 8330/8330A - Nitroaromatics & Nitramines: Explosives (8330/A)

Analyte	Result	Qualifier	LOQ	LOD	DL	Unit	D	Analyzed	Dil Fac
Nitroglycerin	0.51	U	0.66	0.51	0.34	ug/L		07/28/12 21:49	1.02
PETN	0.51	U	0.66	0.51	0.31	ug/L		07/28/12 21:49	1.02
2-Amino-4,6-dinitrotoluene	0.10	U	0.20	0.10	0.017	ug/L		07/28/12 21:49	1.02

Client: Environmental Quality Mgt., Inc.
Project/Site: RVAAP (OH)

TestAmerica Job ID: 240-13441-1

Client Sample ID: FWGLL1MW-087-0112-GW
Date Collected: 07/23/12 11:04
Date Received: 07/24/12 07:00

Lab Sample ID: 240-13441-18
Matrix: Water

Method: 8330/8330A - Nitroaromatics & Nitramines: Explosives (8330/A) (Continued)

Analyte	Result	Qualifier	LOQ	LOD	DL	Unit	D	Analyzed	Dil Fac
4-Amino-2,6-dinitrotoluene	0.10 U		0.10	0.10	0.051	ug/L		07/28/12 21:49	1.02
1,3-Dinitrobenzene	0.10 U		0.10	0.10	0.051	ug/L		07/28/12 21:49	1.02
2,4-Dinitrotoluene	0.10 U		0.10	0.10	0.051	ug/L		07/28/12 21:49	1.02
2,6-Dinitrotoluene	0.10 U		0.10	0.10	0.051	ug/L		07/28/12 21:49	1.02
HMX	0.051 U		0.10	0.051	0.037	ug/L		07/28/12 21:49	1.02
Nitrobenzene	0.10 U		0.10	0.10	0.051	ug/L		07/28/12 21:49	1.02
2-Nitrotoluene	0.10 U		0.51	0.10	0.090	ug/L		07/28/12 21:49	1.02
3-Nitrotoluene	0.10 U		0.51	0.10	0.058	ug/L		07/28/12 21:49	1.02
4-Nitrotoluene	0.10 U		0.66	0.10	0.090	ug/L		07/28/12 21:49	1.02
RDX	0.051 U		0.10	0.051	0.037	ug/L		07/28/12 21:49	1.02
Tetryl	0.10 U		0.10	0.10	0.051	ug/L		07/28/12 21:49	1.02
1,3,5-Trinitrobenzene	0.051 U		0.10	0.051	0.031	ug/L		07/28/12 21:49	1.02
2,4,6-Trinitrotoluene	0.10 U		0.10	0.10	0.051	ug/L		07/28/12 21:49	1.02

Surrogate	*%Recovery*	*Qualifier*	*Limits*	*Prepared*	*Analyzed*	*Dil Fac*
3,4-Dinitrotoluene	*97*		*79 - 111*	*07/26/12 06:00*	*07/28/12 21:49*	*1.02*

General Chemistry

Analyte	Result	Qualifier	LOQ	LOD	DL	Unit	D	Analyzed	Dil Fac
Cyanide, Total	0.010 U		0.010	0.010	0.0050	mg/L		07/26/12 12:02	1
Nitrocellulose	1.0 U		2.0	1.0	0.48	mg/L		08/08/12 14:22	1

Client Sample ID: FWGLL1MW-087-0112-GF
Date Collected: 07/23/12 11:04
Date Received: 07/24/12 07:00

Lab Sample ID: 240-13441-19
Matrix: Water

Method: 6010B/DOD - Metals (ICP) - Total Recoverable

Analyte	Result	Qualifier	LOQ	LOD	DL	Unit	D	Analyzed	Dil Fac
Arsenic	170		10	10	3.3	ug/L		08/07/12 17:26	1
Chromium	160		7.0	4.0	1.4	ug/L		08/07/12 17:26	1
Cobalt	120		7.0	4.0	1.5	ug/L		08/07/12 17:26	1
Lead	93		10	5.0	1.7	ug/L		08/07/12 17:26	1
Selenium	10	U	15	10	4.0	ug/L		08/07/12 17:26	1
Silver	5.0	U	7.0	5.0	1.7	ug/L		08/07/12 17:26	1
Vanadium	180		7.0	4.0	1.3	ug/L		08/07/12 17:26	1
Barium	330		200	5.0	2.8	ug/L		08/07/12 17:26	1
Calcium	200000		5000	1000	630	ug/L		08/07/12 17:26	1
Copper	200		25	10	4.4	ug/L		08/07/12 17:26	1
Magnesium	100000		5000	300	120	ug/L		08/07/12 17:26	1
Manganese	4800		30	10	3.7	ug/L		08/10/12 18:39	2
Nickel	300		40	5.0	2.2	ug/L		08/07/12 17:26	1
Potassium	19000		5000	900	300	ug/L		08/07/12 17:26	1

Method: 6020/DOD - Metals (ICP/MS) - Total Recoverable

Analyte	Result	Qualifier	LOQ	LOD	DL	Unit	D	Analyzed	Dil Fac
Aluminum	120000		60	60	20	ug/L		08/03/12 12:19	1
Antimony	1.0	J	2.0	0.50	0.21	ug/L		08/03/12 12:19	1
Beryllium	5.6		1.0	0.10	0.033	ug/L		08/07/12 11:46	1
Cadmium	0.53	J	2.0	0.070	0.023	ug/L		08/03/12 12:19	1
Iron	340000	D	750	500	220	ug/L		08/03/12 14:14	5
Sodium	6900		1000	400	160	ug/L		08/03/12 12:19	1
Thallium	1.4	J	2.0	1.0	0.32	ug/L		08/03/12 12:19	1
Zinc	670		40	20	8.8	ug/L		08/03/12 12:19	1

Method: 7470A/DOD - Mercury (CVAA)

Analyte	Result	Qualifier	LOQ	LOD	DL	Unit	D	Analyzed	Dil Fac
Hg	0.20	U	0.20	0.20	0.12	ug/L		07/27/12 10:42	1

Client Sample ID: FWGLL1MW-065C-0110-GW
Date Collected: 07/23/12 13:32
Date Received: 07/24/12 07:00

Lab Sample ID: 240-13441-20
Matrix: Water

Method: 8260B/DoD - Volatile Organic Compounds (GC/MS)

Analyte	Result	Qualifier	LOQ	LOD	DL	Unit	D	Analyzed	Dil Fac
1,1,1-Trichloroethane	0.25	U	1.0	0.25	0.22	ug/L		07/27/12 17:28	1
1,1,2,2-Tetrachloroethane	0.25	U	1.0	0.25	0.18	ug/L		07/27/12 17:28	1
1,1,2-Trichloroethane	0.50	U	1.0	0.50	0.27	ug/L		07/27/12 17:28	1
1,1-Dichloroethane	0.25	U	1.0	0.25	0.15	ug/L		07/27/12 17:28	1
1,1-Dichloroethene	0.25	U	1.0	0.25	0.19	ug/L		07/27/12 17:28	1
1,2-Dichloroethane	0.25	U	1.0	0.25	0.22	ug/L		07/27/12 17:28	1
1,2-Dichloroethene, Total	0.50	U	2.0	0.50	0.34	ug/L		07/27/12 17:28	1
1,2-Dichloropropane	0.25	U	1.0	0.25	0.18	ug/L		07/27/12 17:28	1
2-Hexanone	0.50	U	10	0.50	0.41	ug/L		07/27/12 17:28	1
Bromochloromethane	0.50	U	1.0	0.50	0.29	ug/L		07/27/12 17:28	1
Acetone	1.1	U	10	1.1	1.1	ug/L		07/27/12 17:28	1
Benzene	0.25	U	1.0	0.25	0.13	ug/L		07/27/12 17:28	1
Bromoform	0.64	U	1.0	0.64	0.64	ug/L		07/27/12 17:28	1
Bromomethane	0.50	U	1.0	0.50	0.41	ug/L		07/27/12 17:28	1
Carbon disulfide	0.25	U	1.0	0.25	0.13	ug/L		07/27/12 17:28	1
Carbon tetrachloride	0.25	U	1.0	0.25	0.13	ug/L		07/27/12 17:28	1
Chlorobenzene	0.25	U	1.0	0.25	0.15	ug/L		07/27/12 17:28	1
Chloroethane	0.50	U	1.0	0.50	0.29	ug/L		07/27/12 17:28	1
Chloroform	0.25	U	1.0	0.25	0.16	ug/L		07/27/12 17:28	1
Chloromethane	0.50	U	1.0	0.50	0.30	ug/L		07/27/12 17:28	1
cis-1,2-Dichloroethene	0.25	U	1.0	0.25	0.17	ug/L		07/27/12 17:28	1
cis-1,3-Dichloropropene	0.25	U	1.0	0.25	0.14	ug/L		07/27/12 17:28	1
Bromodichloromethane	0.25	U	1.0	0.25	0.15	ug/L		07/27/12 17:28	1
Ethylbenzene	0.25	U	1.0	0.25	0.17	ug/L		07/27/12 17:28	1
1,2-Dibromoethane	0.25	U	1.0	0.25	0.24	ug/L		07/27/12 17:28	1
m-Xylene & p-Xylene	0.50	U	2.0	0.50	0.24	ug/L		07/27/12 17:28	1
2-Butanone (MEK)	0.57	U	10	0.57	0.57	ug/L		07/27/12 17:28	1
4-Methyl-2-pentanone (MIBK)	0.50	U	10	0.50	0.32	ug/L		07/27/12 17:28	1
Methylene Chloride	0.50	U	1.0	0.50	0.33	ug/L		07/27/12 17:28	1
o-Xylene	0.25	U	1.0	0.25	0.14	ug/L		07/27/12 17:28	1
Styrene	0.25	U	1.0	0.25	0.11	ug/L		07/27/12 17:28	1
Tetrachloroethene	0.50	U	1.0	0.50	0.29	ug/L		07/27/12 17:28	1
Toluene	0.25	U	1.0	0.25	0.13	ug/L		07/27/12 17:28	1
trans-1,2-Dichloroethene	0.25	U	1.0	0.25	0.19	ug/L		07/27/12 17:28	1
trans-1,3-Dichloropropene	0.25	U	1.0	0.25	0.19	ug/L		07/27/12 17:28	1
Trichloroethene	0.25	U	1.0	0.25	0.17	ug/L		07/27/12 17:28	1
Vinyl chloride	0.25	U	1.0	0.25	0.22	ug/L		07/27/12 17:28	1
Xylenes, Total	0.75	U	2.0	0.75	0.28	ug/L		07/27/12 17:28	1
Dibromochloromethane	0.25	U	1.0	0.25	0.18	ug/L		07/27/12 17:28	1

Surrogate	*%Recovery*	*Qualifier*	*Limits*	*Prepared*	*Analyzed*	*Dil Fac*
1,2-Dichloroethane-d4 (Surr)	*85*		*70 - 120*		*07/27/12 17:28*	*1*
4-Bromofluorobenzene (Surr)	*97*		*75 - 120*		*07/27/12 17:28*	*1*
Toluene-d8 (Surr)	*97*		*85 - 120*		*07/27/12 17:28*	*1*
Dibromofluoromethane (Surr)	*94*		*85 - 115*		*07/27/12 17:28*	*1*

Method: 8081/DOD - Organochlorine Pesticides (GC)

Analyte	Result	Qualifier	LOQ	LOD	DL	Unit	D	Analyzed	Dil Fac
4,4'-DDD	0.0095	U	0.048	0.0095	0.0091	ug/L		08/02/12 01:29	1
4,4'-DDE	0.0095	U	0.048	0.0095	0.0092	ug/L		08/02/12 01:29	1

Client Sample ID: FWGLL1MW-065C-0110-GW — **Lab Sample ID: 240-13441-20**
Date Collected: 07/23/12 13:32 — **Matrix: Water**
Date Received: 07/24/12 07:00

Method: 8081/DOD - Organochlorine Pesticides (GC) (Continued)

Analyte	Result	Qualifier	LOQ	LOD	DL	Unit	D	Analyzed	Dil Fac
4,4'-DDT	0.029	U	0.048	0.029	0.015	ug/L		08/02/12 01:29	1
Aldrin	0.0095	U	0.029	0.0095	0.0078	ug/L		08/02/12 01:29	1
alpha-BHC	0.0095	U	0.029	0.0095	0.0067	ug/L		08/02/12 01:29	1
alpha-Chlordane	0.013	U	0.048	0.013	0.013	ug/L		08/02/12 01:29	1
beta-BHC	0.0095	U	0.048	0.0095	0.0080	ug/L		08/02/12 01:29	1
delta-BHC	0.0095	U	0.048	0.0095	0.0083	ug/L		08/02/12 01:29	1
Dieldrin	0.0095	U	0.029	0.0095	0.0071	ug/L		08/02/12 01:29	1
Endosulfan I	0.012	U	0.048	0.012	0.012	ug/L		08/02/12 01:29	1
Endosulfan II	0.011	U	0.048	0.011	0.011	ug/L		08/02/12 01:29	1
Endosulfan sulfate	0.010	U	0.048	0.010	0.010	ug/L		08/02/12 01:29	1
Endrin	0.010	U	0.048	0.010	0.010	ug/L		08/02/12 01:29	1
Endrin aldehyde	0.010	U	0.048	0.010	0.010	ug/L		08/02/12 01:29	1
Endrin ketone	0.0095	U	0.048	0.0095	0.0074	ug/L		08/02/12 01:29	1
gamma-BHC (Lindane)	0.0095	U	0.048	0.0095	0.0061	ug/L		08/02/12 01:29	1
gamma-Chlordane	0.011	U	0.048	0.011	0.011	ug/L		08/02/12 01:29	1
Heptachlor	0.0095	U	0.029	0.0095	0.0076	ug/L		08/02/12 01:29	1
Heptachlor epoxide	0.0095	U	0.029	0.0095	0.0068	ug/L		08/02/12 01:29	1
Methoxychlor	0.030	U	0.095	0.030	0.030	ug/L		08/02/12 01:29	1
Toxaphene	0.48	U	1.9	0.48	0.30	ug/L		08/02/12 01:29	1

Surrogate	*%Recovery*	*Qualifier*	*Limits*	*Prepared*	*Analyzed*	*Dil Fac*
DCB Decachlorobiphenyl	*52*		*30 - 135*	*07/25/12 08:18*	*08/02/12 01:29*	*1*
DCB Decachlorobiphenyl	*65*		*30 - 135*	*07/25/12 08:18*	*08/02/12 01:29*	*1*
Tetrachloro-m-xylene	*79*		*25 - 140*	*07/25/12 08:18*	*08/02/12 01:29*	*1*
Tetrachloro-m-xylene	*79*		*25 - 140*	*07/25/12 08:18*	*08/02/12 01:29*	*1*

Method: 8330 (Modified) - Organic Compounds by UV/HPLC - Dissolved

Analyte	Result	Qualifier	LOQ	LOD	DL	Unit	D	Analyzed	Dil Fac
Nitroguanidine	6.0 U		20	6.0	2.4	ug/L		07/27/12 19:00	1

Method: 8330/8330A - Nitroaromatics & Nitramines: Explosives (8330/A)

Analyte	Result	Qualifier	LOQ	LOD	DL	Unit	D	Analyzed	Dil Fac
Nitroglycerin	0.52 U		0.68	0.52	0.35	ug/L		07/28/12 22:29	1.05
PETN	0.52 U		0.68	0.52	0.32	ug/L		07/28/12 22:29	1.05
2-Amino-4,6-dinitrotoluene	0.10 U		0.21	0.10	0.018	ug/L		07/28/12 22:29	1.05
4-Amino-2,6-dinitrotoluene	0.10 U		0.10	0.10	0.052	ug/L		07/28/12 22:29	1.05
1,3-Dinitrobenzene	0.10 U		0.10	0.10	0.052	ug/L		07/28/12 22:29	1.05
2,4-Dinitrotoluene	0.10 U		0.10	0.10	0.052	ug/L		07/28/12 22:29	1.05
2,6-Dinitrotoluene	0.10 U		0.10	0.10	0.052	ug/L		07/28/12 22:29	1.05
HMX	0.052 U		0.10	0.052	0.038	ug/L		07/28/12 22:29	1.05
Nitrobenzene	0.10 U		0.10	0.10	0.052	ug/L		07/28/12 22:29	1.05
2-Nitrotoluene	0.10 U		0.52	0.10	0.092	ug/L		07/28/12 22:29	1.05
3-Nitrotoluene	0.10 U		0.52	0.10	0.060	ug/L		07/28/12 22:29	1.05
4-Nitrotoluene	0.10 U		0.68	0.10	0.092	ug/L		07/28/12 22:29	1.05
RDX	0.052 U		0.10	0.052	0.038	ug/L		07/28/12 22:29	1.05
Tetryl	0.10 U		0.10	0.10	0.052	ug/L		07/28/12 22:29	1.05
1,3,5-Trinitrobenzene	0.052 U		0.10	0.052	0.032	ug/L		07/28/12 22:29	1.05
2,4,6-Trinitrotoluene	0.10 U		0.10	0.10	0.052	ug/L		07/28/12 22:29	1.05

Client: Environmental Quality Mgt., Inc.
Project/Site: RVAAP (OH)

TestAmerica Job ID: 240-13441-1

Client Sample ID: FWGLL1MW-065C-0110-GW
Date Collected: 07/23/12 13:32
Date Received: 07/24/12 07:00

Lab Sample ID: 240-13441-20
Matrix: Water

Surrogate	*%Recovery*	*Qualifier*	*Limits*	*Prepared*	*Analyzed*	*Dil Fac*
3,4-Dinitrotoluene	*100*		*79 - 111*	*07/26/12 06:00*	*07/28/12 22:29*	*1.05*

General Chemistry

Analyte	Result	Qualifier	LOQ	LOD	DL	Unit	D	Analyzed	Dil Fac
Nitrocellulose	1.0 U		2.0	1.0	0.48	mg/L		08/08/12 14:24	1

Client Sample ID: FWGLL1MW-065C-0110-GF
Date Collected: 07/23/12 13:32
Date Received: 07/24/12 07:00

Lab Sample ID: 240-13441-21
Matrix: Water

Method: 6010B/DOD - Metals (ICP) - Total Recoverable

Analyte	Result	Qualifier	LOQ	LOD	DL	Unit	D	Analyzed	Dil Fac
Arsenic	10	U	10	10	3.3	ug/L		08/07/12 17:30	1
Chromium	4.0	U	7.0	4.0	1.4	ug/L		08/07/12 17:30	1
Cobalt	4.0	U	7.0	4.0	1.5	ug/L		08/07/12 17:30	1
Lead	5.0	U	10	5.0	1.7	ug/L		08/07/12 17:30	1
Selenium	10	U	15	10	4.0	ug/L		08/07/12 17:30	1
Silver	5.0	U	7.0	5.0	1.7	ug/L		08/07/12 17:30	1
Vanadium	**1.8**	**J**	7.0	4.0	1.3	ug/L		08/07/12 17:30	1
Barium	**47**	**J**	200	5.0	2.8	ug/L		08/07/12 17:30	1
Calcium	**77000**		5000	1000	630	ug/L		08/07/12 17:30	1
Copper	10	U	25	10	4.4	ug/L		08/07/12 17:30	1
Magnesium	**19000**		5000	300	120	ug/L		08/07/12 17:30	1
Manganese	**180**		15	5.0	1.8	ug/L		08/07/12 17:30	1
Nickel	5.0	U	40	5.0	2.2	ug/L		08/07/12 17:30	1
Potassium	**1000**	**J**	5000	900	300	ug/L		08/07/12 17:30	1

Method: 6020/DOD - Metals (ICP/MS) - Total Recoverable

Analyte	Result	Qualifier	LOQ	LOD	DL	Unit	D	Analyzed	Dil Fac
Aluminum	60	U	60	60	20	ug/L		08/03/12 12:24	1
Antimony	0.50	U	2.0	0.50	0.21	ug/L		08/03/12 12:24	1
Beryllium	0.10	U Q	1.0	0.10	0.033	ug/L		08/03/12 12:24	1
Cadmium	0.070	U	2.0	0.070	0.023	ug/L		08/03/12 12:24	1
Iron	100	U	150	100	44	ug/L		08/03/12 12:24	1
Sodium	**9200**		1000	400	160	ug/L		08/03/12 12:24	1
Thallium	1.0	U	2.0	1.0	0.32	ug/L		08/03/12 12:24	1
Zinc	20	U	40	20	8.8	ug/L		08/03/12 12:24	1

Method: 7470A/DOD - Mercury (CVAA)

Analyte	Result	Qualifier	LOQ	LOD	DL	Unit	D	Analyzed	Dil Fac
Hg	0.20	U	0.20	0.20	0.12	ug/L		07/27/12 10:44	1

Client Sample ID: FWGLL1MW-086-0111-GW
Date Collected: 07/23/12 14:34
Date Received: 07/24/12 07:00

Lab Sample ID: 240-13441-22
Matrix: Water

Method: 8260B/DoD - Volatile Organic Compounds (GC/MS)

Analyte	Result	Qualifier	LOQ	LOD	DL	Unit	D	Analyzed	Dil Fac
1,1,1-Trichloroethane	0.25	U	1.0	0.25	0.22	ug/L		07/30/12 15:11	1
1,1,2,2-Tetrachloroethane	0.25	U	1.0	0.25	0.18	ug/L		07/30/12 15:11	1
1,1,2-Trichloroethane	0.50	U	1.0	0.50	0.27	ug/L		07/30/12 15:11	1
1,1-Dichloroethane	0.25	U	1.0	0.25	0.15	ug/L		07/30/12 15:11	1
1,1-Dichloroethene	0.25	U	1.0	0.25	0.19	ug/L		07/30/12 15:11	1
1,2-Dichloroethane	0.25	U	1.0	0.25	0.22	ug/L		07/30/12 15:11	1
1,2-Dichloroethene, Total	0.50	U	2.0	0.50	0.34	ug/L		07/30/12 15:11	1
1,2-Dichloropropane	0.25	U	1.0	0.25	0.18	ug/L		07/30/12 15:11	1
2-Hexanone	0.50	U	10	0.50	0.41	ug/L		07/30/12 15:11	1
Bromochloromethane	0.50	U	1.0	0.50	0.29	ug/L		07/30/12 15:11	1
Acetone	**1.3**	**J**	10	1.1	1.1	ug/L		07/30/12 15:11	1
Benzene	0.25	U	1.0	0.25	0.13	ug/L		07/30/12 15:11	1
Bromoform	0.64	U	1.0	0.64	0.64	ug/L		07/30/12 15:11	1
Bromomethane	0.50	U	1.0	0.50	0.41	ug/L		07/30/12 15:11	1
Carbon disulfide	0.25	U	1.0	0.25	0.13	ug/L		07/30/12 15:11	1
Carbon tetrachloride	0.25	U	1.0	0.25	0.13	ug/L		07/30/12 15:11	1
Chlorobenzene	0.25	U	1.0	0.25	0.15	ug/L		07/30/12 15:11	1
Chloroethane	0.50	U	1.0	0.50	0.29	ug/L		07/30/12 15:11	1
Chloroform	0.25	U	1.0	0.25	0.16	ug/L		07/30/12 15:11	1
Chloromethane	0.50	U	1.0	0.50	0.30	ug/L		07/30/12 15:11	1
cis-1,2-Dichloroethene	0.25	U	1.0	0.25	0.17	ug/L		07/30/12 15:11	1
cis-1,3-Dichloropropene	0.25	U	1.0	0.25	0.14	ug/L		07/30/12 15:11	1
Bromodichloromethane	0.25	U	1.0	0.25	0.15	ug/L		07/30/12 15:11	1
Ethylbenzene	0.25	U	1.0	0.25	0.17	ug/L		07/30/12 15:11	1
1,2-Dibromoethane	0.25	U	1.0	0.25	0.24	ug/L		07/30/12 15:11	1
m-Xylene & p-Xylene	0.50	U	2.0	0.50	0.24	ug/L		07/30/12 15:11	1
2-Butanone (MEK)	0.57	U	10	0.57	0.57	ug/L		07/30/12 15:11	1
4-Methyl-2-pentanone (MIBK)	0.50	U	10	0.50	0.32	ug/L		07/30/12 15:11	1
Methylene Chloride	0.50	U	1.0	0.50	0.33	ug/L		07/30/12 15:11	1
o-Xylene	0.25	U	1.0	0.25	0.14	ug/L		07/30/12 15:11	1
Styrene	0.25	U	1.0	0.25	0.11	ug/L		07/30/12 15:11	1
Tetrachloroethene	0.50	U	1.0	0.50	0.29	ug/L		07/30/12 15:11	1
Toluene	0.25	U	1.0	0.25	0.13	ug/L		07/30/12 15:11	1
trans-1,2-Dichloroethene	0.25	U	1.0	0.25	0.19	ug/L		07/30/12 15:11	1
trans-1,3-Dichloropropene	0.25	U	1.0	0.25	0.19	ug/L		07/30/12 15:11	1
Trichloroethene	0.25	U	1.0	0.25	0.17	ug/L		07/30/12 15:11	1
Vinyl chloride	0.25	U	1.0	0.25	0.22	ug/L		07/30/12 15:11	1
Xylenes, Total	0.75	U	2.0	0.75	0.28	ug/L		07/30/12 15:11	1
Dibromochloromethane	0.25	U	1.0	0.25	0.18	ug/L		07/30/12 15:11	1

Surrogate	*%Recovery*	*Qualifier*	*Limits*	*Prepared*	*Analyzed*	*Dil Fac*
1,2-Dichloroethane-d4 (Surr)	*110*		*70 - 120*		*07/30/12 15:11*	*1*
4-Bromofluorobenzene (Surr)	*92*		*75 - 120*		*07/30/12 15:11*	*1*
Toluene-d8 (Surr)	*86*		*85 - 120*		*07/30/12 15:11*	*1*
Dibromofluoromethane (Surr)	*94*		*85 - 115*		*07/30/12 15:11*	*1*

Method: 8081/DOD - Organochlorine Pesticides (GC)

Analyte	Result	Qualifier	LOQ	LOD	DL	Unit	D	Analyzed	Dil Fac
4,4'-DDD	0.0095	U	0.048	0.0095	0.0091	ug/L		08/02/12 01:51	1
4,4'-DDE	0.0095	U	0.048	0.0095	0.0092	ug/L		08/02/12 01:51	1

Client Sample ID: FWGLL1MW-086-0111-GW
Date Collected: 07/23/12 14:34
Date Received: 07/24/12 07:00

Lab Sample ID: 240-13441-22
Matrix: Water

Method: 8081/DOD - Organochlorine Pesticides (GC) (Continued)

Analyte	Result	Qualifier	LOQ	LOD	DL	Unit	D	Analyzed	Dil Fac
4,4'-DDT	0.029	U	0.048	0.029	0.015	ug/L		08/02/12 01:51	1
Aldrin	0.0095	U	0.029	0.0095	0.0078	ug/L		08/02/12 01:51	1
alpha-BHC	0.0095	U	0.029	0.0095	0.0067	ug/L		08/02/12 01:51	1
alpha-Chlordane	0.013	U	0.048	0.013	0.013	ug/L		08/02/12 01:51	1
beta-BHC	**0.027**	**J**	0.048	0.0095	0.0080	ug/L		08/02/12 01:51	1
delta-BHC	0.0095	U	0.048	0.0095	0.0083	ug/L		08/02/12 01:51	1
Dieldrin	0.0095	U	0.029	0.0095	0.0071	ug/L		08/02/12 01:51	1
Endosulfan I	0.012	U	0.048	0.012	0.012	ug/L		08/02/12 01:51	1
Endosulfan II	0.011	U	0.048	0.011	0.011	ug/L		08/02/12 01:51	1
Endosulfan sulfate	0.010	U	0.048	0.010	0.010	ug/L		08/02/12 01:51	1
Endrin	0.010	U	0.048	0.010	0.010	ug/L		08/02/12 01:51	1
Endrin aldehyde	0.010	U	0.048	0.010	0.010	ug/L		08/02/12 01:51	1
Endrin ketone	0.0095	U	0.048	0.0095	0.0074	ug/L		08/02/12 01:51	1
gamma-BHC (Lindane)	0.0095	U	0.048	0.0095	0.0061	ug/L		08/02/12 01:51	1
gamma-Chlordane	0.011	U	0.048	0.011	0.011	ug/L		08/02/12 01:51	1
Heptachlor	0.0095	U	0.029	0.0095	0.0076	ug/L		08/02/12 01:51	1
Heptachlor epoxide	0.0095	U	0.029	0.0095	0.0068	ug/L		08/02/12 01:51	1
Methoxychlor	0.030	U	0.095	0.030	0.030	ug/L		08/02/12 01:51	1
Toxaphene	0.48	U	1.9	0.48	0.30	ug/L		08/02/12 01:51	1

Surrogate	*%Recovery*	*Qualifier*	*Limits*	*Prepared*	*Analyzed*	*Dil Fac*
DCB Decachlorobiphenyl	*18*	*Q*	*30 - 135*	*07/25/12 08:18*	*08/02/12 01:51*	*1*
DCB Decachlorobiphenyl	*23*	*Q*	*30 - 135*	*07/25/12 08:18*	*08/02/12 01:51*	*1*
Tetrachloro-m-xylene	*84*		*25 - 140*	*07/25/12 08:18*	*08/02/12 01:51*	*1*
Tetrachloro-m-xylene	*87*		*25 - 140*	*07/25/12 08:18*	*08/02/12 01:51*	*1*

Method: 8082/DOD - Polychlorinated Biphenyls (PCBs) by Gas Chromatography

Analyte	Result	Qualifier	LOQ	LOD	DL	Unit	D	Analyzed	Dil Fac
Aroclor-1016	0.19	U	0.48	0.19	0.16	ug/L		08/01/12 20:43	1
Aroclor-1221	0.19	U	0.48	0.19	0.12	ug/L		08/01/12 20:43	1
Aroclor-1232	0.19	U	0.48	0.19	0.15	ug/L		08/01/12 20:43	1
Aroclor-1242	0.38	U	0.48	0.38	0.21	ug/L		08/01/12 20:43	1
Aroclor-1248	0.19	U	0.48	0.19	0.095	ug/L		08/01/12 20:43	1
Aroclor-1254	0.19	U	0.48	0.19	0.15	ug/L		08/01/12 20:43	1
Aroclor-1260	0.19	U	0.48	0.19	0.16	ug/L		08/01/12 20:43	1

Surrogate	*%Recovery*	*Qualifier*	*Limits*	*Prepared*	*Analyzed*	*Dil Fac*
Tetrachloro-m-xylene	*74*		*40 - 140*	*07/25/12 08:30*	*08/01/12 20:43*	*1*
Tetrachloro-m-xylene	*78*		*40 - 140*	*07/25/12 08:30*	*08/01/12 20:43*	*1*
DCB Decachlorobiphenyl	*19*	*Q*	*40 - 135*	*07/25/12 08:30*	*08/01/12 20:43*	*1*
DCB Decachlorobiphenyl	*20*	*Q*	*40 - 135*	*07/25/12 08:30*	*08/01/12 20:43*	*1*

Method: 8330 (Modified) - Organic Compounds by UV/HPLC - Dissolved

Analyte	Result	Qualifier	LOQ	LOD	DL	Unit	D	Analyzed	Dil Fac
Nitroguanidine	6.0	U	20	6.0	2.4	ug/L		07/27/12 19:14	1

Method: 8330/8330A - Nitroaromatics & Nitramines: Explosives (8330/A)

Analyte	Result	Qualifier	LOQ	LOD	DL	Unit	D	Analyzed	Dil Fac
Nitroglycerin	0.52	U	0.67	0.52	0.34	ug/L		08/01/12 21:53	1.03
PETN	0.52	U	0.67	0.52	0.31	ug/L		08/01/12 21:53	1.03
2-Amino-4,6-dinitrotoluene	0.10	U	0.21	0.10	0.018	ug/L		08/01/12 21:53	1.03

Client: Environmental Quality Mgt., Inc.
Project/Site: RVAAP (OH)

TestAmerica Job ID: 240-13441-1

Client Sample ID: FWGLL1MW-086-0111-GW
Date Collected: 07/23/12 14:34
Date Received: 07/24/12 07:00

Lab Sample ID: 240-13441-22
Matrix: Water

Method: 8330/8330A - Nitroaromatics & Nitramines: Explosives (8330/A) (Continued)

Analyte	Result	Qualifier	LOQ	LOD	DL	Unit	D	Analyzed	Dil Fac
4-Amino-2,6-dinitrotoluene	0.10 U		0.10	0.10	0.052	ug/L		08/01/12 21:53	1.03
1,3-Dinitrobenzene	0.10 U		0.10	0.10	0.052	ug/L		08/01/12 21:53	1.03
2,4-Dinitrotoluene	0.10 U		0.10	0.10	0.052	ug/L		08/01/12 21:53	1.03
2,6-Dinitrotoluene	0.10 U		0.10	0.10	0.052	ug/L		08/01/12 21:53	1.03
HMX	0.052 U		0.10	0.052	0.037	ug/L		08/01/12 21:53	1.03
Nitrobenzene	0.10 U		0.10	0.10	0.052	ug/L		08/01/12 21:53	1.03
2-Nitrotoluene	0.10 U		0.52	0.10	0.091	ug/L		08/01/12 21:53	1.03
3-Nitrotoluene	0.10 U		0.52	0.10	0.059	ug/L		08/01/12 21:53	1.03
4-Nitrotoluene	0.10 U		0.67	0.10	0.091	ug/L		08/01/12 21:53	1.03
RDX	0.052 U		0.10	0.052	0.037	ug/L		08/01/12 21:53	1.03
Tetryl	0.10 U		0.10	0.10	0.052	ug/L		08/01/12 21:53	1.03
1,3,5-Trinitrobenzene	0.052 U		0.10	0.052	0.031	ug/L		08/01/12 21:53	1.03
2,4,6-Trinitrotoluene	0.10 U		0.10	0.10	0.052	ug/L		08/01/12 21:53	1.03

Surrogate	*%Recovery*	*Qualifier*	*Limits*	*Prepared*	*Analyzed*	*Dil Fac*
3,4-Dinitrotoluene	*102*		*79 - 111*	*07/30/12 06:30*	*08/01/12 21:53*	*1.03*

General Chemistry

Analyte	Result	Qualifier	LOQ	LOD	DL	Unit	D	Analyzed	Dil Fac
Cyanide, Total	0.010 U		0.010	0.010	0.0050	mg/L		07/26/12 12:02	1
Nitrocellulose	1.0 U		2.0	1.0	0.48	mg/L		08/10/12 13:39	1

Client: Environmental Quality Mgt., Inc.
Project/Site: RVAAP (OH)

TestAmerica Job ID: 240-13441-1

Client Sample ID: FWGLL1MW-086-0111-GF
Date Collected: 07/23/12 14:34
Date Received: 07/24/12 07:00

Lab Sample ID: 240-13441-23
Matrix: Water

Method: 6010B/DOD - Metals (ICP) - Total Recoverable

Analyte	Result	Qualifier	LOQ	LOD	DL	Unit	D	Analyzed	Dil Fac
Arsenic	10	U	10	10	3.3	ug/L		08/07/12 17:34	1
Chromium	4.0	U	7.0	4.0	1.4	ug/L		08/07/12 17:34	1
Cobalt	4.0	U	7.0	4.0	1.5	ug/L		08/07/12 17:34	1
Lead	5.0	U	10	5.0	1.7	ug/L		08/07/12 17:34	1
Selenium	10	U	15	10	4.0	ug/L		08/07/12 17:34	1
Silver	5.0	U	7.0	5.0	1.7	ug/L		08/07/12 17:34	1
Vanadium	4.0	U	7.0	4.0	1.3	ug/L		08/07/12 17:34	1
Barium	**46**	**J**	200	5.0	2.8	ug/L		08/07/12 17:34	1
Calcium	**59000**		5000	1000	630	ug/L		08/07/12 17:34	1
Copper	10	U	25	10	4.4	ug/L		08/07/12 17:34	1
Magnesium	**26000**		5000	300	120	ug/L		08/07/12 17:34	1
Manganese	**540**		15	5.0	1.8	ug/L		08/07/12 17:34	1
Nickel	5.0	U	40	5.0	2.2	ug/L		08/07/12 17:34	1
Potassium	**12000**		5000	900	300	ug/L		08/07/12 17:34	1

Method: 6020/DOD - Metals (ICP/MS) - Total Recoverable

Analyte	Result	Qualifier	LOQ	LOD	DL	Unit	D	Analyzed	Dil Fac
Aluminum	60	U	60	60	20	ug/L		08/03/12 12:29	1
Antimony	0.50	U	2.0	0.50	0.21	ug/L		08/03/12 12:29	1
Beryllium	0.10	U Q	1.0	0.10	0.033	ug/L		08/03/12 12:29	1
Cadmium	0.070	U	2.0	0.070	0.023	ug/L		08/03/12 12:29	1
Iron	**1100**		150	100	44	ug/L		08/03/12 12:29	1
Sodium	**7900**		1000	400	160	ug/L		08/03/12 12:29	1
Thallium	1.0	U	2.0	1.0	0.32	ug/L		08/03/12 12:29	1
Zinc	20	U	40	20	8.8	ug/L		08/03/12 12:29	1

Method: 7470A/DOD - Mercury (CVAA)

Analyte	Result	Qualifier	LOQ	LOD	DL	Unit	D	Analyzed	Dil Fac
Hg	0.20	U	0.20	0.20	0.12	ug/L		07/27/12 10:45	1

Client: Environmental Quality Mgt., Inc.
Project/Site: RVAAP (OH)

TestAmerica Job ID: 240-13441-1

Client Sample ID: FWGTEAM 3-TRIP
Date Collected: 07/23/12 08:00
Date Received: 07/24/12 07:00

Lab Sample ID: 240-13441-26
Matrix: Water

Method: 8260B/DoD - Volatile Organic Compounds (GC/MS)

Analyte	Result	Qualifier	LOQ	LOD	DL	Unit	D	Analyzed	Dil Fac
1,1,1-Trichloroethane	0.25	U	1.0	0.25	0.22	ug/L		07/27/12 17:51	1
1,1,2,2-Tetrachloroethane	0.25	U	1.0	0.25	0.18	ug/L		07/27/12 17:51	1
1,1,2-Trichloroethane	0.50	U	1.0	0.50	0.27	ug/L		07/27/12 17:51	1
1,1-Dichloroethane	0.25	U	1.0	0.25	0.15	ug/L		07/27/12 17:51	1
1,1-Dichloroethene	0.25	U	1.0	0.25	0.19	ug/L		07/27/12 17:51	1
1,2-Dichloroethane	0.25	U	1.0	0.25	0.22	ug/L		07/27/12 17:51	1
1,2-Dichloroethene, Total	0.50	U	2.0	0.50	0.34	ug/L		07/27/12 17:51	1
1,2-Dichloropropane	0.25	U	1.0	0.25	0.18	ug/L		07/27/12 17:51	1
2-Hexanone	0.50	U	10	0.50	0.41	ug/L		07/27/12 17:51	1
Bromochloromethane	0.50	U	1.0	0.50	0.29	ug/L		07/27/12 17:51	1
Acetone	**1.8**	**J**	10	1.1	1.1	ug/L		07/27/12 17:51	1
Benzene	0.25	U	1.0	0.25	0.13	ug/L		07/27/12 17:51	1
Bromoform	0.64	U	1.0	0.64	0.64	ug/L		07/27/12 17:51	1
Bromomethane	0.50	U	1.0	0.50	0.41	ug/L		07/27/12 17:51	1
Carbon disulfide	0.25	U	1.0	0.25	0.13	ug/L		07/27/12 17:51	1
Carbon tetrachloride	0.25	U	1.0	0.25	0.13	ug/L		07/27/12 17:51	1
Chlorobenzene	0.25	U	1.0	0.25	0.15	ug/L		07/27/12 17:51	1
Chloroethane	0.50	U	1.0	0.50	0.29	ug/L		07/27/12 17:51	1
Chloroform	0.25	U	1.0	0.25	0.16	ug/L		07/27/12 17:51	1
Chloromethane	0.50	U	1.0	0.50	0.30	ug/L		07/27/12 17:51	1
cis-1,2-Dichloroethene	0.25	U	1.0	0.25	0.17	ug/L		07/27/12 17:51	1
cis-1,3-Dichloropropene	0.25	U	1.0	0.25	0.14	ug/L		07/27/12 17:51	1
Bromodichloromethane	0.25	U	1.0	0.25	0.15	ug/L		07/27/12 17:51	1
Ethylbenzene	0.25	U	1.0	0.25	0.17	ug/L		07/27/12 17:51	1
1,2-Dibromoethane	0.25	U	1.0	0.25	0.24	ug/L		07/27/12 17:51	1
m-Xylene & p-Xylene	0.50	U	2.0	0.50	0.24	ug/L		07/27/12 17:51	1
2-Butanone (MEK)	0.57	U	10	0.57	0.57	ug/L		07/27/12 17:51	1
4-Methyl-2-pentanone (MIBK)	0.50	U	10	0.50	0.32	ug/L		07/27/12 17:51	1
Methylene Chloride	**0.87**	**J**	1.0	0.50	0.33	ug/L		07/27/12 17:51	1
o-Xylene	0.25	U	1.0	0.25	0.14	ug/L		07/27/12 17:51	1
Styrene	0.25	U	1.0	0.25	0.11	ug/L		07/27/12 17:51	1
Tetrachloroethene	0.50	U	1.0	0.50	0.29	ug/L		07/27/12 17:51	1
Toluene	0.25	U	1.0	0.25	0.13	ug/L		07/27/12 17:51	1
trans-1,2-Dichloroethene	0.25	U	1.0	0.25	0.19	ug/L		07/27/12 17:51	1
trans-1,3-Dichloropropene	0.25	U	1.0	0.25	0.19	ug/L		07/27/12 17:51	1
Trichloroethene	0.25	U	1.0	0.25	0.17	ug/L		07/27/12 17:51	1
Vinyl chloride	0.25	U	1.0	0.25	0.22	ug/L		07/27/12 17:51	1
Xylenes, Total	0.75	U	2.0	0.75	0.28	ug/L		07/27/12 17:51	1
Dibromochloromethane	0.25	U	1.0	0.25	0.18	ug/L		07/27/12 17:51	1

Surrogate	*%Recovery*	*Qualifier*	*Limits*	*Prepared*	*Analyzed*	*Dil Fac*
1,2-Dichloroethane-d4 (Surr)	*83*		*70 - 120*		*07/27/12 17:51*	*1*
4-Bromofluorobenzene (Surr)	*97*		*75 - 120*		*07/27/12 17:51*	*1*
Toluene-d8 (Surr)	*96*		*85 - 120*		*07/27/12 17:51*	*1*
Dibromofluoromethane (Surr)	*91*		*85 - 115*		*07/27/12 17:51*	*1*

Client Sample ID: FWGLL1MW-064C-0109-GW **Lab Sample ID: 240-13441-27**
Date Collected: 07/23/12 10:19 **Matrix: Water**
Date Received: 07/24/12 07:00

Method: 8260B/DoD - Volatile Organic Compounds (GC/MS)

Analyte	Result	Qualifier	LOQ	LOD	DL	Unit	D	Analyzed	Dil Fac
1,1,1-Trichloroethane	0.25	U	1.0	0.25	0.22	ug/L		07/27/12 18:13	1
1,1,2,2-Tetrachloroethane	0.25	U	1.0	0.25	0.18	ug/L		07/27/12 18:13	1
1,1,2-Trichloroethane	0.50	U	1.0	0.50	0.27	ug/L		07/27/12 18:13	1
1,1-Dichloroethane	0.25	U	1.0	0.25	0.15	ug/L		07/27/12 18:13	1
1,1-Dichloroethene	0.25	U	1.0	0.25	0.19	ug/L		07/27/12 18:13	1
1,2-Dichloroethane	0.25	U	1.0	0.25	0.22	ug/L		07/27/12 18:13	1
1,2-Dichloroethene, Total	0.50	U	2.0	0.50	0.34	ug/L		07/27/12 18:13	1
1,2-Dichloropropane	0.25	U	1.0	0.25	0.18	ug/L		07/27/12 18:13	1
2-Hexanone	0.50	U	10	0.50	0.41	ug/L		07/27/12 18:13	1
Bromochloromethane	0.50	U	1.0	0.50	0.29	ug/L		07/27/12 18:13	1
Acetone	1.1	U	10	1.1	1.1	ug/L		07/27/12 18:13	1
Benzene	0.25	U	1.0	0.25	0.13	ug/L		07/27/12 18:13	1
Bromoform	0.64	U	1.0	0.64	0.64	ug/L		07/27/12 18:13	1
Bromomethane	0.50	U	1.0	0.50	0.41	ug/L		07/27/12 18:13	1
Carbon disulfide	0.25	U	1.0	0.25	0.13	ug/L		07/27/12 18:13	1
Carbon tetrachloride	0.25	U	1.0	0.25	0.13	ug/L		07/27/12 18:13	1
Chlorobenzene	0.25	U	1.0	0.25	0.15	ug/L		07/27/12 18:13	1
Chloroethane	0.50	U	1.0	0.50	0.29	ug/L		07/27/12 18:13	1
Chloroform	0.25	U	1.0	0.25	0.16	ug/L		07/27/12 18:13	1
Chloromethane	0.50	U	1.0	0.50	0.30	ug/L		07/27/12 18:13	1
cis-1,2-Dichloroethene	0.25	U	1.0	0.25	0.17	ug/L		07/27/12 18:13	1
cis-1,3-Dichloropropene	0.25	U	1.0	0.25	0.14	ug/L		07/27/12 18:13	1
Bromodichloromethane	0.25	U	1.0	0.25	0.15	ug/L		07/27/12 18:13	1
Ethylbenzene	0.25	U	1.0	0.25	0.17	ug/L		07/27/12 18:13	1
1,2-Dibromoethane	0.25	U	1.0	0.25	0.24	ug/L		07/27/12 18:13	1
m-Xylene & p-Xylene	0.50	U	2.0	0.50	0.24	ug/L		07/27/12 18:13	1
2-Butanone (MEK)	0.57	U	10	0.57	0.57	ug/L		07/27/12 18:13	1
4-Methyl-2-pentanone (MIBK)	0.50	U	10	0.50	0.32	ug/L		07/27/12 18:13	1
Methylene Chloride	0.50	U	1.0	0.50	0.33	ug/L		07/27/12 18:13	1
o-Xylene	0.25	U	1.0	0.25	0.14	ug/L		07/27/12 18:13	1
Styrene	0.25	U	1.0	0.25	0.11	ug/L		07/27/12 18:13	1
Tetrachloroethene	0.50	U	1.0	0.50	0.29	ug/L		07/27/12 18:13	1
Toluene	0.25	U	1.0	0.25	0.13	ug/L		07/27/12 18:13	1
trans-1,2-Dichloroethene	0.25	U	1.0	0.25	0.19	ug/L		07/27/12 18:13	1
trans-1,3-Dichloropropene	0.25	U	1.0	0.25	0.19	ug/L		07/27/12 18:13	1
Trichloroethene	0.25	U	1.0	0.25	0.17	ug/L		07/27/12 18:13	1
Vinyl chloride	0.25	U	1.0	0.25	0.22	ug/L		07/27/12 18:13	1
Xylenes, Total	0.75	U	2.0	0.75	0.28	ug/L		07/27/12 18:13	1
Dibromochloromethane	0.25	U	1.0	0.25	0.18	ug/L		07/27/12 18:13	1

Surrogate	*%Recovery*	*Qualifier*	*Limits*	*Prepared*	*Analyzed*	*Dil Fac*
1,2-Dichloroethane-d4 (Surr)	*84*		*70 - 120*		*07/27/12 18:13*	*1*
4-Bromofluorobenzene (Surr)	*99*		*75 - 120*		*07/27/12 18:13*	*1*
Toluene-d8 (Surr)	*99*		*85 - 120*		*07/27/12 18:13*	*1*
Dibromofluoromethane (Surr)	*94*		*85 - 115*		*07/27/12 18:13*	*1*

Method: 8081/DOD - Organochlorine Pesticides (GC)

Analyte	Result	Qualifier	LOQ	LOD	DL	Unit	D	Analyzed	Dil Fac
4,4'-DDD	0.0095	U	0.048	0.0095	0.0091	ug/L		08/02/12 04:36	1
4,4'-DDE	0.0095	U	0.048	0.0095	0.0092	ug/L		08/02/12 04:36	1

Client Sample ID: FWGLL1MW-064C-0109-GW
Date Collected: 07/23/12 10:19
Date Received: 07/24/12 07:00

Lab Sample ID: 240-13441-27
Matrix: Water

Method: 8081/DOD - Organochlorine Pesticides (GC) (Continued)

Analyte	Result	Qualifier	LOQ	LOD	DL	Unit	D	Analyzed	Dil Fac
4,4'-DDT	0.029	U	0.048	0.029	0.015	ug/L		08/02/12 04:36	1
Aldrin	0.0095	U	0.029	0.0095	0.0078	ug/L		08/02/12 04:36	1
alpha-BHC	0.0095	U	0.029	0.0095	0.0067	ug/L		08/02/12 04:36	1
alpha-Chlordane	0.013	U	0.048	0.013	0.013	ug/L		08/02/12 04:36	1
beta-BHC	0.0095	U	0.048	0.0095	0.0080	ug/L		08/02/12 04:36	1
delta-BHC	0.0095	U	0.048	0.0095	0.0083	ug/L		08/02/12 04:36	1
Dieldrin	0.0095	U	0.029	0.0095	0.0071	ug/L		08/02/12 04:36	1
Endosulfan I	0.012	U	0.048	0.012	0.012	ug/L		08/02/12 04:36	1
Endosulfan II	0.011	U	0.048	0.011	0.011	ug/L		08/02/12 04:36	1
Endosulfan sulfate	0.010	U	0.048	0.010	0.010	ug/L		08/02/12 04:36	1
Endrin	0.010	U	0.048	0.010	0.010	ug/L		08/02/12 04:36	1
Endrin aldehyde	0.010	U	0.048	0.010	0.010	ug/L		08/02/12 04:36	1
Endrin ketone	0.0095	U	0.048	0.0095	0.0074	ug/L		08/02/12 04:36	1
gamma-BHC (Lindane)	0.0095	U	0.048	0.0095	0.0061	ug/L		08/02/12 04:36	1
gamma-Chlordane	0.011	U	0.048	0.011	0.011	ug/L		08/02/12 04:36	1
Heptachlor	0.0095	U	0.029	0.0095	0.0076	ug/L		08/02/12 04:36	1
Heptachlor epoxide	0.0095	U	0.029	0.0095	0.0068	ug/L		08/02/12 04:36	1
Methoxychlor	0.030	U	0.095	0.030	0.030	ug/L		08/02/12 04:36	1
Toxaphene	0.48	U	1.9	0.48	0.30	ug/L		08/02/12 04:36	1

Surrogate	*%Recovery*	*Qualifier*	*Limits*	*Prepared*	*Analyzed*	*Dil Fac*
DCB Decachlorobiphenyl	*52*		*30 - 135*	*07/25/12 08:18*	*08/02/12 04:36*	*1*
DCB Decachlorobiphenyl	*69*		*30 - 135*	*07/25/12 08:18*	*08/02/12 04:36*	*1*
Tetrachloro-m-xylene	*65*		*25 - 140*	*07/25/12 08:18*	*08/02/12 04:36*	*1*
Tetrachloro-m-xylene	*71*		*25 - 140*	*07/25/12 08:18*	*08/02/12 04:36*	*1*

Method: 8330 (Modified) - Organic Compounds by UV/HPLC - Dissolved

Analyte	Result	Qualifier	LOQ	LOD	DL	Unit	D	Analyzed	Dil Fac
Nitroguanidine	6.0 U		20	6.0	2.4	ug/L		07/27/12 19:57	1

Method: 8330/8330A - Nitroaromatics & Nitramines: Explosives (8330/A)

Analyte	Result	Qualifier	LOQ	LOD	DL	Unit	D	Analyzed	Dil Fac
Nitroglycerin	0.50 U		0.66	0.50	0.33	ug/L		08/02/12 00:34	1.01
PETN	0.50 U		0.66	0.50	0.30	ug/L		08/02/12 00:34	1.01
2-Amino-4,6-dinitrotoluene	0.10 U		0.20	0.10	0.017	ug/L		08/02/12 00:34	1.01
4-Amino-2,6-dinitrotoluene	0.10 U		0.10	0.10	0.050	ug/L		08/02/12 00:34	1.01
1,3-Dinitrobenzene	0.10 U		0.10	0.10	0.050	ug/L		08/02/12 00:34	1.01
2,4-Dinitrotoluene	0.10 U		0.10	0.10	0.050	ug/L		08/02/12 00:34	1.01
2,6-Dinitrotoluene	0.10 U		0.10	0.10	0.050	ug/L		08/02/12 00:34	1.01
HMX	0.050 U		0.10	0.050	0.036	ug/L		08/02/12 00:34	1.01
Nitrobenzene	0.10 U		0.10	0.10	0.050	ug/L		08/02/12 00:34	1.01
2-Nitrotoluene	0.10 U		0.50	0.10	0.089	ug/L		08/02/12 00:34	1.01
3-Nitrotoluene	0.10 U		0.50	0.10	0.058	ug/L		08/02/12 00:34	1.01
4-Nitrotoluene	0.10 U		0.66	0.10	0.089	ug/L		08/02/12 00:34	1.01
RDX	0.050 U		0.10	0.050	0.036	ug/L		08/02/12 00:34	1.01
Tetryl	0.10 U		0.10	0.10	0.050	ug/L		08/02/12 00:34	1.01
1,3,5-Trinitrobenzene	0.050 U		0.10	0.050	0.030	ug/L		08/02/12 00:34	1.01
2,4,6-Trinitrotoluene	0.10 U		0.10	0.10	0.050	ug/L		08/02/12 00:34	1.01

Client: Environmental Quality Mgt., Inc.
Project/Site: RVAAP (OH)

TestAmerica Job ID: 240-13441-1

Client Sample ID: FWGLL1MW-064C-0109-GW
Date Collected: 07/23/12 10:19
Date Received: 07/24/12 07:00

Lab Sample ID: 240-13441-27
Matrix: Water

Surrogate	*%Recovery*	*Qualifier*	*Limits*	*Prepared*	*Analyzed*	*Dil Fac*
3,4-Dinitrotoluene	*103*		*79 - 111*	*07/30/12 06:30*	*08/02/12 00:34*	*1.01*

General Chemistry

Analyte	Result	Qualifier	LOQ	LOD	DL	Unit	D	Analyzed	Dil Fac
Nitrocellulose	1.0 U		2.0	1.0	0.48	mg/L		08/08/12 14:28	1

Client Sample ID: FWGLL1MW-064C-0109-GF
Date Collected: 07/23/12 10:19
Date Received: 07/24/12 07:00

Lab Sample ID: 240-13441-28
Matrix: Water

Method: 6010B/DOD - Metals (ICP) - Total Recoverable

Analyte	Result	Qualifier	LOQ	LOD	DL	Unit	D	Analyzed	Dil Fac
Arsenic	**3.5**	**J**	10	10	3.3	ug/L		08/07/12 17:53	1
Chromium	4.0	U	7.0	4.0	1.4	ug/L		08/07/12 17:53	1
Cobalt	4.0	U	7.0	4.0	1.5	ug/L		08/07/12 17:53	1
Lead	5.0	U	10	5.0	1.7	ug/L		08/07/12 17:53	1
Selenium	10	U	15	10	4.0	ug/L		08/07/12 17:53	1
Silver	5.0	U	7.0	5.0	1.7	ug/L		08/07/12 17:53	1
Vanadium	4.0	U	7.0	4.0	1.3	ug/L		08/07/12 17:53	1
Barium	**44**	**J**	200	5.0	2.8	ug/L		08/07/12 17:53	1
Calcium	**57000**		5000	1000	630	ug/L		08/07/12 17:53	1
Copper	10	U	25	10	4.4	ug/L		08/07/12 17:53	1
Magnesium	**9600**		5000	300	120	ug/L		08/07/12 17:53	1
Manganese	**110**		15	5.0	1.8	ug/L		08/07/12 17:53	1
Nickel	5.0	U	40	5.0	2.2	ug/L		08/07/12 17:53	1
Potassium	**780**	**J**	5000	900	300	ug/L		08/07/12 17:53	1

Method: 6020/DOD - Metals (ICP/MS) - Total Recoverable

Analyte	Result	Qualifier	LOQ	LOD	DL	Unit	D	Analyzed	Dil Fac
Aluminum	60	U	60	60	20	ug/L		08/03/12 13:04	1
Antimony	**0.79**	**J**	2.0	0.50	0.21	ug/L		08/03/12 13:04	1
Beryllium	0.10	U Q	1.0	0.10	0.033	ug/L		08/03/12 13:04	1
Cadmium	0.070	U	2.0	0.070	0.023	ug/L		08/03/12 13:04	1
Iron	**490**		150	100	44	ug/L		08/03/12 13:04	1
Sodium	**4400**		1000	400	160	ug/L		08/03/12 13:04	1
Thallium	1.0	U	2.0	1.0	0.32	ug/L		08/03/12 13:04	1
Zinc	20	U	40	20	8.8	ug/L		08/03/12 13:04	1

Method: 7470A/DOD - Mercury (CVAA)

Analyte	Result	Qualifier	LOQ	LOD	DL	Unit	D	Analyzed	Dil Fac
Hg	0.20	U	0.20	0.20	0.12	ug/L		07/27/12 10:49	1

Client Sample ID: FWGFWGMW-011-0091-GW — **Lab Sample ID: 240-13441-29**

Date Collected: 07/23/12 11:49 — **Matrix: Water**

Date Received: 07/24/12 07:00

Method: 8260B/DoD - Volatile Organic Compounds (GC/MS)

Analyte	Result	Qualifier	LOQ	LOD	DL	Unit	D	Analyzed	Dil Fac
1,1,1-Trichloroethane	0.25	U	1.0	0.25	0.22	ug/L		07/27/12 18:36	1
1,1,2,2-Tetrachloroethane	0.25	U	1.0	0.25	0.18	ug/L		07/27/12 18:36	1
1,1,2-Trichloroethane	0.50	U	1.0	0.50	0.27	ug/L		07/27/12 18:36	1
1,1-Dichloroethane	0.25	U	1.0	0.25	0.15	ug/L		07/27/12 18:36	1
1,1-Dichloroethene	0.25	U	1.0	0.25	0.19	ug/L		07/27/12 18:36	1
1,2-Dichloroethane	0.25	U	1.0	0.25	0.22	ug/L		07/27/12 18:36	1
1,2-Dichloroethene, Total	0.50	U	2.0	0.50	0.34	ug/L		07/27/12 18:36	1
1,2-Dichloropropane	0.25	U	1.0	0.25	0.18	ug/L		07/27/12 18:36	1
2-Hexanone	0.50	U	10	0.50	0.41	ug/L		07/27/12 18:36	1
Bromochloromethane	0.50	U	1.0	0.50	0.29	ug/L		07/27/12 18:36	1
Acetone	1.1	U	10	1.1	1.1	ug/L		07/27/12 18:36	1
Benzene	0.25	U	1.0	0.25	0.13	ug/L		07/27/12 18:36	1
Bromoform	0.64	U	1.0	0.64	0.64	ug/L		07/27/12 18:36	1
Bromomethane	0.50	U	1.0	0.50	0.41	ug/L		07/27/12 18:36	1
Carbon disulfide	0.25	U	1.0	0.25	0.13	ug/L		07/27/12 18:36	1
Carbon tetrachloride	0.25	U	1.0	0.25	0.13	ug/L		07/27/12 18:36	1
Chlorobenzene	0.25	U	1.0	0.25	0.15	ug/L		07/27/12 18:36	1
Chloroethane	0.50	U	1.0	0.50	0.29	ug/L		07/27/12 18:36	1
Chloroform	0.25	U	1.0	0.25	0.16	ug/L		07/27/12 18:36	1
Chloromethane	0.50	U	1.0	0.50	0.30	ug/L		07/27/12 18:36	1
cis-1,2-Dichloroethene	0.25	U	1.0	0.25	0.17	ug/L		07/27/12 18:36	1
cis-1,3-Dichloropropene	0.25	U	1.0	0.25	0.14	ug/L		07/27/12 18:36	1
Bromodichloromethane	0.25	U	1.0	0.25	0.15	ug/L		07/27/12 18:36	1
Ethylbenzene	0.25	U	1.0	0.25	0.17	ug/L		07/27/12 18:36	1
1,2-Dibromoethane	0.25	U	1.0	0.25	0.24	ug/L		07/27/12 18:36	1
m-Xylene & p-Xylene	0.50	U	2.0	0.50	0.24	ug/L		07/27/12 18:36	1
2-Butanone (MEK)	0.57	U	10	0.57	0.57	ug/L		07/27/12 18:36	1
4-Methyl-2-pentanone (MIBK)	0.50	U	10	0.50	0.32	ug/L		07/27/12 18:36	1
Methylene Chloride	0.50	U	1.0	0.50	0.33	ug/L		07/27/12 18:36	1
o-Xylene	0.25	U	1.0	0.25	0.14	ug/L		07/27/12 18:36	1
Styrene	0.25	U	1.0	0.25	0.11	ug/L		07/27/12 18:36	1
Tetrachloroethene	0.50	U	1.0	0.50	0.29	ug/L		07/27/12 18:36	1
Toluene	0.25	U	1.0	0.25	0.13	ug/L		07/27/12 18:36	1
trans-1,2-Dichloroethene	0.25	U	1.0	0.25	0.19	ug/L		07/27/12 18:36	1
trans-1,3-Dichloropropene	0.25	U	1.0	0.25	0.19	ug/L		07/27/12 18:36	1
Trichloroethene	0.25	U	1.0	0.25	0.17	ug/L		07/27/12 18:36	1
Vinyl chloride	0.25	U	1.0	0.25	0.22	ug/L		07/27/12 18:36	1
Xylenes, Total	0.75	U	2.0	0.75	0.28	ug/L		07/27/12 18:36	1
Dibromochloromethane	0.25	U	1.0	0.25	0.18	ug/L		07/27/12 18:36	1

Surrogate	*%Recovery*	*Qualifier*	*Limits*	*Prepared*	*Analyzed*	*Dil Fac*
1,2-Dichloroethane-d4 (Surr)	*86*		*70 - 120*		*07/27/12 18:36*	*1*
4-Bromofluorobenzene (Surr)	*98*		*75 - 120*		*07/27/12 18:36*	*1*
Toluene-d8 (Surr)	*96*		*85 - 120*		*07/27/12 18:36*	*1*
Dibromofluoromethane (Surr)	*93*		*85 - 115*		*07/27/12 18:36*	*1*

Method: 8081/DOD - Organochlorine Pesticides (GC) - RE

Analyte	Result	Qualifier	LOQ	LOD	DL	Unit	D	Analyzed	Dil Fac
4,4'-DDD	0.0095	U H	0.048	0.0095	0.0091	ug/L		08/10/12 01:36	1
4,4'-DDE	0.0095	U H	0.048	0.0095	0.0092	ug/L		08/10/12 01:36	1

Client Sample ID: FWGFWGMW-011-0091-GW
Date Collected: 07/23/12 11:49
Date Received: 07/24/12 07:00

Lab Sample ID: 240-13441-29
Matrix: Water

Method: 8081/DOD - Organochlorine Pesticides (GC) - RE (Continued)

Analyte	Result	Qualifier	LOQ	LOD	DL	Unit	D	Analyzed	Dil Fac
4,4'-DDT	0.029	U H	0.048	0.029	0.015	ug/L		08/10/12 01:36	1
Aldrin	0.0095	U H	0.029	0.0095	0.0078	ug/L		08/10/12 01:36	1
alpha-BHC	0.0095	U H	0.029	0.0095	0.0067	ug/L		08/10/12 01:36	1
alpha-Chlordane	0.013	U H	0.048	0.013	0.013	ug/L		08/10/12 01:36	1
beta-BHC	0.0095	U H	0.048	0.0095	0.0080	ug/L		08/10/12 01:36	1
delta-BHC	0.0095	U H	0.048	0.0095	0.0083	ug/L		08/10/12 01:36	1
Dieldrin	0.0095	U H	0.029	0.0095	0.0071	ug/L		08/10/12 01:36	1
Endosulfan I	0.012	U H	0.048	0.012	0.012	ug/L		08/10/12 01:36	1
Endosulfan II	0.011	U H	0.048	0.011	0.011	ug/L		08/10/12 01:36	1
Endosulfan sulfate	0.010	U H	0.048	0.010	0.010	ug/L		08/10/12 01:36	1
Endrin	0.010	U H	0.048	0.010	0.010	ug/L		08/10/12 01:36	1
Endrin aldehyde	0.010	U H	0.048	0.010	0.010	ug/L		08/10/12 01:36	1
Endrin ketone	0.0095	U H	0.048	0.0095	0.0074	ug/L		08/10/12 01:36	1
gamma-BHC (Lindane)	0.0095	U H	0.048	0.0095	0.0061	ug/L		08/10/12 01:36	1
gamma-Chlordane	0.011	U H	0.048	0.011	0.011	ug/L		08/10/12 01:36	1
Heptachlor	0.0095	U H	0.029	0.0095	0.0076	ug/L		08/10/12 01:36	1
Heptachlor epoxide	0.0095	U H	0.029	0.0095	0.0068	ug/L		08/10/12 01:36	1
Methoxychlor	0.030	U H	0.095	0.030	0.030	ug/L		08/10/12 01:36	1
Toxaphene	0.48	U H	1.9	0.48	0.30	ug/L		08/10/12 01:36	1

Surrogate	*%Recovery*	*Qualifier*	*Limits*	*Prepared*	*Analyzed*	*Dil Fac*
DCB Decachlorobiphenyl	*12981*	*Q*	*30 - 135*	*08/06/12 09:24*	*08/10/12 01:36*	*1*
DCB Decachlorobiphenyl	*31*		*30 - 135*	*08/06/12 09:24*	*08/10/12 01:36*	*1*
Tetrachloro-m-xylene	*73*		*25 - 140*	*08/06/12 09:24*	*08/10/12 01:36*	*1*
Tetrachloro-m-xylene	*70*		*25 - 140*	*08/06/12 09:24*	*08/10/12 01:36*	*1*

Method: 8082/DOD - Polychlorinated Biphenyls (PCBs) by Gas Chromatography

Analyte	Result	Qualifier	LOQ	LOD	DL	Unit	D	Analyzed	Dil Fac
Aroclor-1016	0.19	U	0.48	0.19	0.16	ug/L		08/01/12 02:44	1
Aroclor-1221	0.19	U	0.48	0.19	0.12	ug/L		08/01/12 02:44	1
Aroclor-1232	0.19	U	0.48	0.19	0.15	ug/L		08/01/12 02:44	1
Aroclor-1242	0.38	U	0.48	0.38	0.21	ug/L		08/01/12 02:44	1
Aroclor-1248	0.19	U	0.48	0.19	0.095	ug/L		08/01/12 02:44	1
Aroclor-1254	0.19	U	0.48	0.19	0.15	ug/L		08/01/12 02:44	1
Aroclor-1260	0.19	U	0.48	0.19	0.16	ug/L		08/01/12 02:44	1

Surrogate	*%Recovery*	*Qualifier*	*Limits*	*Prepared*	*Analyzed*	*Dil Fac*
Tetrachloro-m-xylene	*71*		*40 - 140*	*07/25/12 08:47*	*08/01/12 02:44*	*1*
Tetrachloro-m-xylene	*76*		*40 - 140*	*07/25/12 08:47*	*08/01/12 02:44*	*1*
DCB Decachlorobiphenyl	*24*	*Q*	*40 - 135*	*07/25/12 08:47*	*08/01/12 02:44*	*1*
DCB Decachlorobiphenyl	*29*	*Q*	*40 - 135*	*07/25/12 08:47*	*08/01/12 02:44*	*1*

Method: 8330 (Modified) - Organic Compounds by UV/HPLC - Dissolved

Analyte	Result	Qualifier	LOQ	LOD	DL	Unit	D	Analyzed	Dil Fac
Nitroguanidine	6.0 U		20	6.0	2.4	ug/L		07/27/12 20:11	1

Method: 8330/8330A - Nitroaromatics & Nitramines: Explosives (8330/A)

Analyte	Result	Qualifier	LOQ	LOD	DL	Unit	D	Analyzed	Dil Fac
Nitroglycerin	0.51 U		0.66	0.51	0.34	ug/L		08/02/12 01:14	1.02
PETN	0.51 U		0.66	0.51	0.31	ug/L		08/02/12 01:14	1.02
2-Amino-4,6-dinitrotoluene	0.10 U		0.20	0.10	0.017	ug/L		08/02/12 01:14	1.02

Client: Environmental Quality Mgt., Inc.
Project/Site: RVAAP (OH)

TestAmerica Job ID: 240-13441-1

Client Sample ID: FWGFWGMW-011-0091-GW
Date Collected: 07/23/12 11:49
Date Received: 07/24/12 07:00

Lab Sample ID: 240-13441-29
Matrix: Water

Method: 8330/8330A - Nitroaromatics & Nitramines: Explosives (8330/A) (Continued)

Analyte	Result	Qualifier	LOQ	LOD	DL	Unit	D	Analyzed	Dil Fac
4-Amino-2,6-dinitrotoluene	0.10 U		0.10	0.10	0.051	ug/L		08/02/12 01:14	1.02
1,3-Dinitrobenzene	0.10 U		0.10	0.10	0.051	ug/L		08/02/12 01:14	1.02
2,4-Dinitrotoluene	0.10 U		0.10	0.10	0.051	ug/L		08/02/12 01:14	1.02
2,6-Dinitrotoluene	0.10 U		0.10	0.10	0.051	ug/L		08/02/12 01:14	1.02
HMX	0.051 U		0.10	0.051	0.037	ug/L		08/02/12 01:14	1.02
Nitrobenzene	0.10 U		0.10	0.10	0.051	ug/L		08/02/12 01:14	1.02
2-Nitrotoluene	0.10 U		0.51	0.10	0.090	ug/L		08/02/12 01:14	1.02
3-Nitrotoluene	0.10 U		0.51	0.10	0.058	ug/L		08/02/12 01:14	1.02
4-Nitrotoluene	0.10 U		0.66	0.10	0.090	ug/L		08/02/12 01:14	1.02
RDX	0.051 U		0.10	0.051	0.037	ug/L		08/02/12 01:14	1.02
Tetryl	0.10 U		0.10	0.10	0.051	ug/L		08/02/12 01:14	1.02
1,3,5-Trinitrobenzene	0.051 U		0.10	0.051	0.031	ug/L		08/02/12 01:14	1.02
2,4,6-Trinitrotoluene	0.10 U		0.10	0.10	0.051	ug/L		08/02/12 01:14	1.02

Surrogate	*%Recovery*	*Qualifier*	*Limits*	*Prepared*	*Analyzed*	*Dil Fac*
3,4-Dinitrotoluene	*104*		*79 - 111*	*07/30/12 06:30*	*08/02/12 01:14*	*1.02*

General Chemistry

Analyte	Result	Qualifier	LOQ	LOD	DL	Unit	D	Analyzed	Dil Fac
Cyanide, Total	0.010 U		0.010	0.010	0.0050	mg/L		07/26/12 12:02	1
Nitrocellulose	1.0 U		2.0	1.0	0.48	mg/L		08/08/12 14:30	1

Client Sample ID: FWGFWGMW-011-0091-GF
Date Collected: 07/23/12 11:49
Date Received: 07/24/12 07:00

Lab Sample ID: 240-13441-30
Matrix: Water

Method: 6010B/DOD - Metals (ICP) - Total Recoverable

Analyte	Result	Qualifier	LOQ	LOD	DL	Unit	D	Analyzed	Dil Fac
Arsenic	**3.3**	**J**	10	10	3.3	ug/L		08/07/12 17:57	1
Chromium	4.0	U	7.0	4.0	1.4	ug/L		08/07/12 17:57	1
Cobalt	4.0	U	7.0	4.0	1.5	ug/L		08/07/12 17:57	1
Lead	5.0	U	10	5.0	1.7	ug/L		08/07/12 17:57	1
Selenium	10	U	15	10	4.0	ug/L		08/07/12 17:57	1
Silver	5.0	U	7.0	5.0	1.7	ug/L		08/07/12 17:57	1
Vanadium	4.0	U	7.0	4.0	1.3	ug/L		08/07/12 17:57	1
Barium	**47**	**J**	200	5.0	2.8	ug/L		08/07/12 17:57	1
Calcium	**79000**		5000	1000	630	ug/L		08/07/12 17:57	1
Copper	10	U	25	10	4.4	ug/L		08/07/12 17:57	1
Magnesium	**15000**		5000	300	120	ug/L		08/07/12 17:57	1
Manganese	**260**		15	5.0	1.8	ug/L		08/07/12 17:57	1
Nickel	5.0	U	40	5.0	2.2	ug/L		08/07/12 17:57	1
Potassium	**960**	**J**	5000	900	300	ug/L		08/07/12 17:57	1

Method: 6020/DOD - Metals (ICP/MS) - Total Recoverable

Analyte	Result	Qualifier	LOQ	LOD	DL	Unit	D	Analyzed	Dil Fac
Aluminum	**190**		60	60	20	ug/L		08/03/12 13:09	1
Antimony	**0.25**	**J**	2.0	0.50	0.21	ug/L		08/03/12 13:09	1
Beryllium	0.10	U Q	1.0	0.10	0.033	ug/L		08/03/12 13:09	1
Cadmium	0.070	U	2.0	0.070	0.023	ug/L		08/03/12 13:09	1
Iron	**940**		150	100	44	ug/L		08/03/12 13:09	1
Sodium	**5500**		1000	400	160	ug/L		08/03/12 13:09	1
Thallium	1.0	U	2.0	1.0	0.32	ug/L		08/03/12 13:09	1
Zinc	20	U	40	20	8.8	ug/L		08/03/12 13:09	1

Method: 7470A/DOD - Mercury (CVAA)

Analyte	Result	Qualifier	LOQ	LOD	DL	Unit	D	Analyzed	Dil Fac
Hg	0.20	U	0.20	0.20	0.12	ug/L		07/27/12 10:51	1

Client Sample ID: FWGFWGMW-012-0092-GW
Date Collected: 07/23/12 13:19
Date Received: 07/24/12 07:00

Lab Sample ID: 240-13441-31
Matrix: Water

Method: 8260B/DoD - Volatile Organic Compounds (GC/MS)

Analyte	Result	Qualifier	LOQ	LOD	DL	Unit	D	Analyzed	Dil Fac
1,1,1-Trichloroethane	0.25	U	1.0	0.25	0.22	ug/L		08/01/12 14:21	1
1,1,2,2-Tetrachloroethane	0.25	U	1.0	0.25	0.18	ug/L		08/01/12 14:21	1
1,1,2-Trichloroethane	0.50	U	1.0	0.50	0.27	ug/L		08/01/12 14:21	1
1,1-Dichloroethane	0.25	U	1.0	0.25	0.15	ug/L		08/01/12 14:21	1
1,1-Dichloroethene	0.25	U	1.0	0.25	0.19	ug/L		08/01/12 14:21	1
1,2-Dichloroethane	0.25	U	1.0	0.25	0.22	ug/L		08/01/12 14:21	1
1,2-Dichloroethene, Total	0.50	U	2.0	0.50	0.34	ug/L		08/01/12 14:21	1
1,2-Dichloropropane	0.25	U	1.0	0.25	0.18	ug/L		08/01/12 14:21	1
2-Hexanone	0.50	U	10	0.50	0.41	ug/L		08/01/12 14:21	1
Bromochloromethane	0.50	U	1.0	0.50	0.29	ug/L		08/01/12 14:21	1
Acetone	1.1	U	10	1.1	1.1	ug/L		08/01/12 14:21	1
Benzene	0.25	U	1.0	0.25	0.13	ug/L		08/01/12 14:21	1
Bromoform	0.64	U	1.0	0.64	0.64	ug/L		08/01/12 14:21	1
Bromomethane	0.50	U	1.0	0.50	0.41	ug/L		08/01/12 14:21	1
Carbon disulfide	0.25	U	1.0	0.25	0.13	ug/L		08/01/12 14:21	1
Carbon tetrachloride	0.25	U	1.0	0.25	0.13	ug/L		08/01/12 14:21	1
Chlorobenzene	0.25	U	1.0	0.25	0.15	ug/L		08/01/12 14:21	1
Chloroethane	0.50	U	1.0	0.50	0.29	ug/L		08/01/12 14:21	1
Chloroform	0.25	U	1.0	0.25	0.16	ug/L		08/01/12 14:21	1
Chloromethane	0.50	U	1.0	0.50	0.30	ug/L		08/01/12 14:21	1
cis-1,2-Dichloroethene	0.25	U	1.0	0.25	0.17	ug/L		08/01/12 14:21	1
cis-1,3-Dichloropropene	0.25	U	1.0	0.25	0.14	ug/L		08/01/12 14:21	1
Bromodichloromethane	0.25	U	1.0	0.25	0.15	ug/L		08/01/12 14:21	1
Ethylbenzene	0.25	U	1.0	0.25	0.17	ug/L		08/01/12 14:21	1
1,2-Dibromoethane	0.25	U	1.0	0.25	0.24	ug/L		08/01/12 14:21	1
m-Xylene & p-Xylene	0.50	U	2.0	0.50	0.24	ug/L		08/01/12 14:21	1
2-Butanone (MEK)	0.57	U	10	0.57	0.57	ug/L		08/01/12 14:21	1
4-Methyl-2-pentanone (MIBK)	0.50	U	10	0.50	0.32	ug/L		08/01/12 14:21	1
Methylene Chloride	0.50	U	1.0	0.50	0.33	ug/L		08/01/12 14:21	1
o-Xylene	0.25	U	1.0	0.25	0.14	ug/L		08/01/12 14:21	1
Styrene	0.25	U	1.0	0.25	0.11	ug/L		08/01/12 14:21	1
Tetrachloroethene	0.50	U	1.0	0.50	0.29	ug/L		08/01/12 14:21	1
Toluene	0.25	U	1.0	0.25	0.13	ug/L		08/01/12 14:21	1
trans-1,2-Dichloroethene	0.25	U	1.0	0.25	0.19	ug/L		08/01/12 14:21	1
trans-1,3-Dichloropropene	0.25	U	1.0	0.25	0.19	ug/L		08/01/12 14:21	1
Trichloroethene	0.25	U	1.0	0.25	0.17	ug/L		08/01/12 14:21	1
Vinyl chloride	0.25	U	1.0	0.25	0.22	ug/L		08/01/12 14:21	1
Xylenes, Total	0.75	U	2.0	0.75	0.28	ug/L		08/01/12 14:21	1
Dibromochloromethane	0.25	U	1.0	0.25	0.18	ug/L		08/01/12 14:21	1

Surrogate	*%Recovery*	*Qualifier*	*Limits*	*Prepared*	*Analyzed*	*Dil Fac*
1,2-Dichloroethane-d4 (Surr)	*92*		*70 - 120*		*08/01/12 14:21*	*1*
4-Bromofluorobenzene (Surr)	*100*		*75 - 120*		*08/01/12 14:21*	*1*
Toluene-d8 (Surr)	*93*		*85 - 120*		*08/01/12 14:21*	*1*
Dibromofluoromethane (Surr)	*99*		*85 - 115*		*08/01/12 14:21*	*1*

Method: 8081/DOD - Organochlorine Pesticides (GC)

Analyte	Result	Qualifier	LOQ	LOD	DL	Unit	D	Analyzed	Dil Fac
4,4'-DDD	0.0095	U	0.048	0.0095	0.0091	ug/L		08/02/12 05:40	1
4,4'-DDE	0.0095	U	0.048	0.0095	0.0092	ug/L		08/02/12 05:40	1

Client Sample ID: FWGFWGMW-012-0092-GW
Date Collected: 07/23/12 13:19
Date Received: 07/24/12 07:00

Lab Sample ID: 240-13441-31
Matrix: Water

Method: 8081/DOD - Organochlorine Pesticides (GC) (Continued)

Analyte	Result	Qualifier	LOQ	LOD	DL	Unit	D	Analyzed	Dil Fac
4,4'-DDT	0.029	U	0.048	0.029	0.015	ug/L		08/02/12 05:40	1
Aldrin	0.0095	U	0.029	0.0095	0.0078	ug/L		08/02/12 05:40	1
alpha-BHC	0.0095	U	0.029	0.0095	0.0067	ug/L		08/02/12 05:40	1
alpha-Chlordane	0.013	U	0.048	0.013	0.013	ug/L		08/02/12 05:40	1
beta-BHC	0.0095	U	0.048	0.0095	0.0080	ug/L		08/02/12 05:40	1
delta-BHC	0.0095	U	0.048	0.0095	0.0083	ug/L		08/02/12 05:40	1
Dieldrin	0.0095	U	0.029	0.0095	0.0071	ug/L		08/02/12 05:40	1
Endosulfan I	0.012	U J	0.048	0.012	0.012	ug/L		08/02/12 05:40	1
Endosulfan II	0.011	U	0.048	0.011	0.011	ug/L		08/02/12 05:40	1
Endosulfan sulfate	0.010	U	0.048	0.010	0.010	ug/L		08/02/12 05:40	1
Endrin	0.010	U	0.048	0.010	0.010	ug/L		08/02/12 05:40	1
Endrin aldehyde	0.010	U	0.048	0.010	0.010	ug/L		08/02/12 05:40	1
Endrin ketone	0.0095	U J	0.048	0.0095	0.0074	ug/L		08/02/12 05:40	1
gamma-BHC (Lindane)	0.0095	U	0.048	0.0095	0.0061	ug/L		08/02/12 05:40	1
gamma-Chlordane	0.011	U	0.048	0.011	0.011	ug/L		08/02/12 05:40	1
Heptachlor	0.0095	U	0.029	0.0095	0.0076	ug/L		08/02/12 05:40	1
Heptachlor epoxide	0.0095	U	0.029	0.0095	0.0068	ug/L		08/02/12 05:40	1
Methoxychlor	0.030	U	0.095	0.030	0.030	ug/L		08/02/12 05:40	1
Toxaphene	0.48	U	1.9	0.48	0.30	ug/L		08/02/12 05:40	1

Surrogate	*%Recovery*	*Qualifier*	*Limits*	*Prepared*	*Analyzed*	*Dil Fac*
DCB Decachlorobiphenyl	*59*		*30 - 135*	*07/25/12 08:43*	*08/02/12 05:40*	*1*
DCB Decachlorobiphenyl	*81*		*30 - 135*	*07/25/12 08:43*	*08/02/12 05:40*	*1*
Tetrachloro-m-xylene	*71*		*25 - 140*	*07/25/12 08:43*	*08/02/12 05:40*	*1*
Tetrachloro-m-xylene	*76*		*25 - 140*	*07/25/12 08:43*	*08/02/12 05:40*	*1*

Method: 8082/DOD - Polychlorinated Biphenyls (PCBs) by Gas Chromatography

Analyte	Result	Qualifier	LOQ	LOD	DL	Unit	D	Analyzed	Dil Fac
Aroclor-1016	0.19	U	0.48	0.19	0.16	ug/L		08/01/12 03:00	1
Aroclor-1221	0.19	U	0.48	0.19	0.12	ug/L		08/01/12 03:00	1
Aroclor-1232	0.19	U	0.48	0.19	0.15	ug/L		08/01/12 03:00	1
Aroclor-1242	0.38	U	0.48	0.38	0.21	ug/L		08/01/12 03:00	1
Aroclor-1248	0.19	U	0.48	0.19	0.095	ug/L		08/01/12 03:00	1
Aroclor-1254	0.19	U	0.48	0.19	0.15	ug/L		08/01/12 03:00	1
Aroclor-1260	0.19	U	0.48	0.19	0.16	ug/L		08/01/12 03:00	1

Surrogate	*%Recovery*	*Qualifier*	*Limits*	*Prepared*	*Analyzed*	*Dil Fac*
Tetrachloro-m-xylene	*81*		*40 - 140*	*07/25/12 08:47*	*08/01/12 03:00*	*1*
Tetrachloro-m-xylene	*87*		*40 - 140*	*07/25/12 08:47*	*08/01/12 03:00*	*1*
DCB Decachlorobiphenyl	*66*		*40 - 135*	*07/25/12 08:47*	*08/01/12 03:00*	*1*
DCB Decachlorobiphenyl	*73*		*40 - 135*	*07/25/12 08:47*	*08/01/12 03:00*	*1*

Method: 8330 (Modified) - Organic Compounds by UV/HPLC - Dissolved

Analyte	Result	Qualifier	LOQ	LOD	DL	Unit	D	Analyzed	Dil Fac
Nitroguanidine	6.0 U		20	6.0	2.4	ug/L		07/27/12 20:26	1

Method: 8330/8330A - Nitroaromatics & Nitramines: Explosives (8330/A)

Analyte	Result	Qualifier	LOQ	LOD	DL	Unit	D	Analyzed	Dil Fac
Nitroglycerin	0.50 U		0.66	0.50	0.33	ug/L		08/02/12 01:55	1.01
PETN	0.50 U		0.66	0.50	0.30	ug/L		08/02/12 01:55	1.01
2-Amino-4,6-dinitrotoluene	0.10 U		0.20	0.10	0.017	ug/L		08/02/12 01:55	1.01

Client: Environmental Quality Mgt., Inc.
Project/Site: RVAAP (OH)

TestAmerica Job ID: 240-13441-1

Client Sample ID: FWGFWGMW-012-0092-GW
Date Collected: 07/23/12 13:19
Date Received: 07/24/12 07:00

Lab Sample ID: 240-13441-31
Matrix: Water

Method: 8330/8330A - Nitroaromatics & Nitramines: Explosives (8330/A) (Continued)

Analyte	Result	Qualifier	LOQ	LOD	DL	Unit	D	Analyzed	Dil Fac
4-Amino-2,6-dinitrotoluene	0.10 U		0.10	0.10	0.050	ug/L		08/02/12 01:55	1.01
1,3-Dinitrobenzene	0.10 U		0.10	0.10	0.050	ug/L		08/02/12 01:55	1.01
2,4-Dinitrotoluene	0.10 U		0.10	0.10	0.050	ug/L		08/02/12 01:55	1.01
2,6-Dinitrotoluene	0.10 U		0.10	0.10	0.050	ug/L		08/02/12 01:55	1.01
HMX	0.050 U		0.10	0.050	0.036	ug/L		08/02/12 01:55	1.01
Nitrobenzene	0.10 U		0.10	0.10	0.050	ug/L		08/02/12 01:55	1.01
2-Nitrotoluene	0.10 U		0.50	0.10	0.089	ug/L		08/02/12 01:55	1.01
3-Nitrotoluene	0.10 U		0.50	0.10	0.058	ug/L		08/02/12 01:55	1.01
4-Nitrotoluene	0.10 U		0.66	0.10	0.089	ug/L		08/02/12 01:55	1.01
RDX	0.050 U		0.10	0.050	0.036	ug/L		08/02/12 01:55	1.01
Tetryl	0.10 U		0.10	0.10	0.050	ug/L		08/02/12 01:55	1.01
1,3,5-Trinitrobenzene	**0.097**	**J PG**	0.10	0.050	0.030	ug/L		08/02/12 01:55	1.01
2,4,6-Trinitrotoluene	0.10 U		0.10	0.10	0.050	ug/L		08/02/12 01:55	1.01

Surrogate	*%Recovery*	*Qualifier*	*Limits*	*Prepared*	*Analyzed*	*Dil Fac*
3,4-Dinitrotoluene	*105*		*79 - 111*	*07/30/12 06:30*	*08/02/12 01:55*	*1.01*

General Chemistry

Analyte	Result	Qualifier	LOQ	LOD	DL	Unit	D	Analyzed	Dil Fac
Cyanide, Total	0.010	U	0.010	0.010	0.0050	mg/L		07/26/12 12:02	1
Nitrocellulose	1.0 U		2.0	1.0	0.48	mg/L		08/08/12 14:32	1

Client Sample ID: FWGFWGMW-012-0092-GF
Date Collected: 07/23/12 13:19
Date Received: 07/24/12 07:00

Lab Sample ID: 240-13441-32
Matrix: Water

Method: 6010B/DOD - Metals (ICP) - Total Recoverable

Analyte	Result	Qualifier	LOQ	LOD	DL	Unit	D	Analyzed	Dil Fac
Arsenic	10	U	10	10	3.3	ug/L		08/07/12 18:01	1
Chromium	4.0	U	7.0	4.0	1.4	ug/L		08/07/12 18:01	1
Cobalt	4.0	U	7.0	4.0	1.5	ug/L		08/07/12 18:01	1
Lead	5.0	U	10	5.0	1.7	ug/L		08/07/12 18:01	1
Selenium	10	U	15	10	4.0	ug/L		08/07/12 18:01	1
Silver	5.0	U	7.0	5.0	1.7	ug/L		08/07/12 18:01	1
Vanadium	4.0	U	7.0	4.0	1.3	ug/L		08/07/12 18:01	1
Barium	**15**	**J**	200	5.0	2.8	ug/L		08/07/12 18:01	1
Calcium	**23000**		5000	1000	630	ug/L		08/07/12 18:01	1
Copper	10	U	25	10	4.4	ug/L		08/07/12 18:01	1
Magnesium	**5400**		5000	300	120	ug/L		08/07/12 18:01	1
Manganese	**95**		15	5.0	1.8	ug/L		08/07/12 18:01	1
Nickel	5.0	U	40	5.0	2.2	ug/L		08/07/12 18:01	1
Potassium	**840**	**J**	5000	900	300	ug/L		08/07/12 18:01	1

Method: 6020/DOD - Metals (ICP/MS) - Total Recoverable

Analyte	Result	Qualifier	LOQ	LOD	DL	Unit	D	Analyzed	Dil Fac
Aluminum	60	U	60	60	20	ug/L		08/03/12 13:14	1
Antimony	0.50	U	2.0	0.50	0.21	ug/L		08/03/12 13:14	1
Beryllium	0.10	U Q	1.0	0.10	0.033	ug/L		08/03/12 13:14	1
Cadmium	0.070	U	2.0	0.070	0.023	ug/L		08/03/12 13:14	1
Iron	**1800**		150	100	44	ug/L		08/03/12 13:14	1
Sodium	**5500**		1000	400	160	ug/L		08/03/12 13:14	1
Thallium	1.0	U	2.0	1.0	0.32	ug/L		08/03/12 13:14	1
Zinc	20	U	40	20	8.8	ug/L		08/03/12 13:14	1

Method: 7470A/DOD - Mercury (CVAA)

Analyte	Result	Qualifier	LOQ	LOD	DL	Unit	D	Analyzed	Dil Fac
Hg	0.20	U	0.20	0.20	0.12	ug/L		07/27/12 10:52	1

Client Sample ID: FWGLL4MW-0201-0120-GW — **Lab Sample ID: 240-13441-33**
Date Collected: 07/23/12 16:16 — **Matrix: Water**
Date Received: 07/24/12 07:00

Method: 8260B/DoD - Volatile Organic Compounds (GC/MS)

Analyte	Result	Qualifier	LOQ	LOD	DL	Unit	D	Analyzed	Dil Fac
1,1,1-Trichloroethane	0.25	U	1.0	0.25	0.22	ug/L		07/27/12 18:59	1
1,1,2,2-Tetrachloroethane	0.25	U	1.0	0.25	0.18	ug/L		07/27/12 18:59	1
1,1,2-Trichloroethane	0.50	U	1.0	0.50	0.27	ug/L		07/27/12 18:59	1
1,1-Dichloroethane	0.25	U	1.0	0.25	0.15	ug/L		07/27/12 18:59	1
1,1-Dichloroethene	0.25	U	1.0	0.25	0.19	ug/L		07/27/12 18:59	1
1,2-Dichloroethane	0.25	U	1.0	0.25	0.22	ug/L		07/27/12 18:59	1
1,2-Dichloroethene, Total	0.50	U	2.0	0.50	0.34	ug/L		07/27/12 18:59	1
1,2-Dichloropropane	0.25	U	1.0	0.25	0.18	ug/L		07/27/12 18:59	1
2-Hexanone	0.50	U	10	0.50	0.41	ug/L		07/27/12 18:59	1
Bromochloromethane	0.50	U	1.0	0.50	0.29	ug/L		07/27/12 18:59	1
Acetone	1.1	U	10	1.1	1.1	ug/L		07/27/12 18:59	1
Benzene	0.25	U	1.0	0.25	0.13	ug/L		07/27/12 18:59	1
Bromoform	0.64	U	1.0	0.64	0.64	ug/L		07/27/12 18:59	1
Bromomethane	0.50	U	1.0	0.50	0.41	ug/L		07/27/12 18:59	1
Carbon disulfide	0.25	U	1.0	0.25	0.13	ug/L		07/27/12 18:59	1
Carbon tetrachloride	0.25	U	1.0	0.25	0.13	ug/L		07/27/12 18:59	1
Chlorobenzene	0.25	U	1.0	0.25	0.15	ug/L		07/27/12 18:59	1
Chloroethane	0.50	U	1.0	0.50	0.29	ug/L		07/27/12 18:59	1
Chloroform	0.25	U	1.0	0.25	0.16	ug/L		07/27/12 18:59	1
Chloromethane	0.50	U	1.0	0.50	0.30	ug/L		07/27/12 18:59	1
cis-1,2-Dichloroethene	0.25	U	1.0	0.25	0.17	ug/L		07/27/12 18:59	1
cis-1,3-Dichloropropene	0.25	U	1.0	0.25	0.14	ug/L		07/27/12 18:59	1
Bromodichloromethane	0.25	U	1.0	0.25	0.15	ug/L		07/27/12 18:59	1
Ethylbenzene	0.25	U	1.0	0.25	0.17	ug/L		07/27/12 18:59	1
1,2-Dibromoethane	0.25	U	1.0	0.25	0.24	ug/L		07/27/12 18:59	1
m-Xylene & p-Xylene	0.50	U	2.0	0.50	0.24	ug/L		07/27/12 18:59	1
2-Butanone (MEK)	0.57	U	10	0.57	0.57	ug/L		07/27/12 18:59	1
4-Methyl-2-pentanone (MIBK)	0.50	U	10	0.50	0.32	ug/L		07/27/12 18:59	1
Methylene Chloride	0.50	U	1.0	0.50	0.33	ug/L		07/27/12 18:59	1
o-Xylene	0.25	U	1.0	0.25	0.14	ug/L		07/27/12 18:59	1
Styrene	0.25	U	1.0	0.25	0.11	ug/L		07/27/12 18:59	1
Tetrachloroethene	0.50	U	1.0	0.50	0.29	ug/L		07/27/12 18:59	1
Toluene	0.25	U	1.0	0.25	0.13	ug/L		07/27/12 18:59	1
trans-1,2-Dichloroethene	0.25	U	1.0	0.25	0.19	ug/L		07/27/12 18:59	1
trans-1,3-Dichloropropene	0.25	U	1.0	0.25	0.19	ug/L		07/27/12 18:59	1
Trichloroethene	0.25	U	1.0	0.25	0.17	ug/L		07/27/12 18:59	1
Vinyl chloride	0.25	U	1.0	0.25	0.22	ug/L		07/27/12 18:59	1
Xylenes, Total	0.75	U	2.0	0.75	0.28	ug/L		07/27/12 18:59	1
Dibromochloromethane	0.25	U	1.0	0.25	0.18	ug/L		07/27/12 18:59	1

Surrogate	*%Recovery*	*Qualifier*	*Limits*	*Prepared*	*Analyzed*	*Dil Fac*
1,2-Dichloroethane-d4 (Surr)	*86*		*70 - 120*		*07/27/12 18:59*	*1*
4-Bromofluorobenzene (Surr)	*99*		*75 - 120*		*07/27/12 18:59*	*1*
Toluene-d8 (Surr)	*96*		*85 - 120*		*07/27/12 18:59*	*1*
Dibromofluoromethane (Surr)	*95*		*85 - 115*		*07/27/12 18:59*	*1*

Method: 8081/DOD - Organochlorine Pesticides (GC)

Analyte	Result	Qualifier	LOQ	LOD	DL	Unit	D	Analyzed	Dil Fac
4,4'-DDD	0.0095	U	0.048	0.0095	0.0091	ug/L		08/02/12 08:05	1
4,4'-DDE	0.0095	U	0.048	0.0095	0.0092	ug/L		08/02/12 08:05	1

Client Sample ID: FWGLL4MW-0201-0120-GW
Date Collected: 07/23/12 16:16
Date Received: 07/24/12 07:00

Lab Sample ID: 240-13441-33
Matrix: Water

Method: 8081/DOD - Organochlorine Pesticides (GC) (Continued)

Analyte	Result	Qualifier	LOQ	LOD	DL	Unit	D	Analyzed	Dil Fac
4,4'-DDT	0.029	U	0.048	0.029	0.015	ug/L		08/02/12 08:05	1
Aldrin	0.0095	U	0.029	0.0095	0.0078	ug/L		08/02/12 08:05	1
alpha-BHC	0.0095	U	0.029	0.0095	0.0067	ug/L		08/02/12 08:05	1
alpha-Chlordane	0.013	U	0.048	0.013	0.013	ug/L		08/02/12 08:05	1
beta-BHC	0.0095	U	0.048	0.0095	0.0080	ug/L		08/02/12 08:05	1
delta-BHC	0.0095	U	0.048	0.0095	0.0083	ug/L		08/02/12 08:05	1
Dieldrin	0.0095	U	0.029	0.0095	0.0071	ug/L		08/02/12 08:05	1
Endosulfan I	0.012	U	0.048	0.012	0.012	ug/L		08/02/12 08:05	1
Endosulfan II	0.011	U	0.048	0.011	0.011	ug/L		08/02/12 08:05	1
Endosulfan sulfate	0.010	U	0.048	0.010	0.010	ug/L		08/02/12 08:05	1
Endrin	0.010	U	0.048	0.010	0.010	ug/L		08/02/12 08:05	1
Endrin aldehyde	0.010	U	0.048	0.010	0.010	ug/L		08/02/12 08:05	1
Endrin ketone	0.0095	U	0.048	0.0095	0.0074	ug/L		08/02/12 08:05	1
gamma-BHC (Lindane)	0.0095	U	0.048	0.0095	0.0061	ug/L		08/02/12 08:05	1
gamma-Chlordane	0.011	U	0.048	0.011	0.011	ug/L		08/02/12 08:05	1
Heptachlor	0.0095	U	0.029	0.0095	0.0076	ug/L		08/02/12 08:05	1
Heptachlor epoxide	0.0095	U	0.029	0.0095	0.0068	ug/L		08/02/12 08:05	1
Methoxychlor	0.030	U	0.095	0.030	0.030	ug/L		08/02/12 08:05	1
Toxaphene	0.48	U	1.9	0.48	0.30	ug/L		08/02/12 08:05	1

Surrogate	*%Recovery*	*Qualifier*	*Limits*	*Prepared*	*Analyzed*	*Dil Fac*
DCB Decachlorobiphenyl	*42*		*30 - 135*	*07/25/12 08:43*	*08/02/12 08:05*	*1*
DCB Decachlorobiphenyl	*54*		*30 - 135*	*07/25/12 08:43*	*08/02/12 08:05*	*1*
Tetrachloro-m-xylene	*84*		*25 - 140*	*07/25/12 08:43*	*08/02/12 08:05*	*1*
Tetrachloro-m-xylene	*92*		*25 - 140*	*07/25/12 08:43*	*08/02/12 08:05*	*1*

Method: 8082/DOD - Polychlorinated Biphenyls (PCBs) by Gas Chromatography

Analyte	Result	Qualifier	LOQ	LOD	DL	Unit	D	Analyzed	Dil Fac
Aroclor-1016	0.19	U	0.48	0.19	0.16	ug/L		08/01/12 04:03	1
Aroclor-1221	0.19	U	0.48	0.19	0.12	ug/L		08/01/12 04:03	1
Aroclor-1232	0.19	U	0.48	0.19	0.15	ug/L		08/01/12 04:03	1
Aroclor-1242	0.38	U	0.48	0.38	0.21	ug/L		08/01/12 04:03	1
Aroclor-1248	0.19	U	0.48	0.19	0.095	ug/L		08/01/12 04:03	1
Aroclor-1254	0.19	U	0.48	0.19	0.15	ug/L		08/01/12 04:03	1
Aroclor-1260	0.19	U	0.48	0.19	0.16	ug/L		08/01/12 04:03	1

Surrogate	*%Recovery*	*Qualifier*	*Limits*	*Prepared*	*Analyzed*	*Dil Fac*
Tetrachloro-m-xylene	*76*		*40 - 140*	*07/25/12 08:47*	*08/01/12 04:03*	*1*
Tetrachloro-m-xylene	*83*		*40 - 140*	*07/25/12 08:47*	*08/01/12 04:03*	*1*
DCB Decachlorobiphenyl	*47*		*40 - 135*	*07/25/12 08:47*	*08/01/12 04:03*	*1*
DCB Decachlorobiphenyl	*50*		*40 - 135*	*07/25/12 08:47*	*08/01/12 04:03*	*1*

Method: 8330 (Modified) - Organic Compounds by UV/HPLC - Dissolved

Analyte	Result	Qualifier	LOQ	LOD	DL	Unit	D	Analyzed	Dil Fac
Nitroguanidine	6.0	U	20	6.0	2.4	ug/L		07/27/12 21:23	1

Method: 8330/8330A - Nitroaromatics & Nitramines: Explosives (8330/A)

Analyte	Result	Qualifier	LOQ	LOD	DL	Unit	D	Analyzed	Dil Fac
Nitroglycerin	0.50	U	0.66	0.50	0.33	ug/L		08/02/12 03:56	1.01
PETN	0.50	U	0.66	0.50	0.30	ug/L		08/02/12 03:56	1.01
2-Amino-4,6-dinitrotoluene	0.10	U	0.20	0.10	0.017	ug/L		08/02/12 03:56	1.01

Client Sample ID: FWGLL4MW-0201-0120-GW
Date Collected: 07/23/12 16:16
Date Received: 07/24/12 07:00

Lab Sample ID: 240-13441-33
Matrix: Water

Method: 8330/8330A - Nitroaromatics & Nitramines: Explosives (8330/A) (Continued)

Analyte	Result	Qualifier	LOQ	LOD	DL	Unit	D	Analyzed	Dil Fac
4-Amino-2,6-dinitrotoluene	0.10 U		0.10	0.10	0.050	ug/L		08/02/12 03:56	1.01
1,3-Dinitrobenzene	0.10 U		0.10	0.10	0.050	ug/L		08/02/12 03:56	1.01
2,4-Dinitrotoluene	0.10 U		0.10	0.10	0.050	ug/L		08/02/12 03:56	1.01
2,6-Dinitrotoluene	0.10 U		0.10	0.10	0.050	ug/L		08/02/12 03:56	1.01
HMX	0.050 U		0.10	0.050	0.036	ug/L		08/02/12 03:56	1.01
Nitrobenzene	0.10 U		0.10	0.10	0.050	ug/L		08/02/12 03:56	1.01
2-Nitrotoluene	0.10 U		0.50	0.10	0.089	ug/L		08/02/12 03:56	1.01
3-Nitrotoluene	0.10 U		0.50	0.10	0.058	ug/L		08/02/12 03:56	1.01
4-Nitrotoluene	0.10 U		0.66	0.10	0.089	ug/L		08/02/12 03:56	1.01
RDX	0.050 U		0.10	0.050	0.036	ug/L		08/02/12 03:56	1.01
Tetryl	0.10 U		0.10	0.10	0.050	ug/L		08/02/12 03:56	1.01
1,3,5-Trinitrobenzene	0.050 U		0.10	0.050	0.030	ug/L		08/02/12 03:56	1.01
2,4,6-Trinitrotoluene	0.10 U		0.10	0.10	0.050	ug/L		08/02/12 03:56	1.01

Surrogate	*%Recovery*	*Qualifier*	*Limits*	*Prepared*	*Analyzed*	*Dil Fac*
3,4-Dinitrotoluene	*103*		*79 - 111*	*07/30/12 06:30*	*08/02/12 03:56*	*1.01*

General Chemistry

Analyte	Result	Qualifier	LOQ	LOD	DL	Unit	D	Analyzed	Dil Fac
Cyanide, Total	0.010 U		0.010	0.010	0.0050	mg/L		07/26/12 12:02	1
Nitrocellulose	1.0 U		2.0	1.0	0.48	mg/L		08/08/12 14:46	1

Client: Environmental Quality Mgt., Inc.
Project/Site: RVAAP (OH)

TestAmerica Job ID: 240-13441-1

Client Sample ID: FWGLL4MW-0201-0120-GF
Date Collected: 07/23/12 16:16
Date Received: 07/24/12 07:00

Lab Sample ID: 240-13441-34
Matrix: Water

Method: 6010B/DOD - Metals (ICP) - Total Recoverable

Analyte	Result	Qualifier	LOQ	LOD	DL	Unit	D	Analyzed	Dil Fac
Arsenic	**30**		10	10	3.3	ug/L		08/07/12 18:12	1
Chromium	4.0	U	7.0	4.0	1.4	ug/L		08/07/12 18:12	1
Cobalt	4.0	U	7.0	4.0	1.5	ug/L		08/07/12 18:12	1
Lead	5.0	U	10	5.0	1.7	ug/L		08/07/12 18:12	1
Selenium	10	U	15	10	4.0	ug/L		08/07/12 18:12	1
Silver	5.0	U	7.0	5.0	1.7	ug/L		08/07/12 18:12	1
Vanadium	4.0	U	7.0	4.0	1.3	ug/L		08/07/12 18:12	1
Barium	**82**	**J**	200	5.0	2.8	ug/L		08/07/12 18:12	1
Calcium	**96000**		5000	1000	630	ug/L		08/07/12 18:12	1
Copper	10	U	25	10	4.4	ug/L		08/07/12 18:12	1
Magnesium	**29000**		5000	300	120	ug/L		08/07/12 18:12	1
Manganese	**150**		15	5.0	1.8	ug/L		08/07/12 18:12	1
Nickel	5.0	U	40	5.0	2.2	ug/L		08/07/12 18:12	1
Potassium	**1900**	**J**	5000	900	300	ug/L		08/07/12 18:12	1

Method: 6020/DOD - Metals (ICP/MS) - Total Recoverable

Analyte	Result	Qualifier	LOQ	LOD	DL	Unit	D	Analyzed	Dil Fac
Aluminum	**42**	**J**	60	60	20	ug/L		08/03/12 13:35	1
Antimony	**0.89**	**J**	2.0	0.50	0.21	ug/L		08/03/12 13:35	1
Beryllium	0.10	U Q	1.0	0.10	0.033	ug/L		08/03/12 13:35	1
Cadmium	0.070	U	2.0	0.070	0.023	ug/L		08/03/12 13:35	1
Iron	**890**		150	100	44	ug/L		08/03/12 13:35	1
Sodium	**11000**		1000	400	160	ug/L		08/03/12 13:35	1
Thallium	1.0	U	2.0	1.0	0.32	ug/L		08/03/12 13:35	1
Zinc	20	U	40	20	8.8	ug/L		08/03/12 13:35	1

Method: 7470A/DOD - Mercury (CVAA)

Analyte	Result	Qualifier	LOQ	LOD	DL	Unit	D	Analyzed	Dil Fac
Hg	0.20	U	0.20	0.20	0.12	ug/L		07/27/12 10:59	1

Client Sample ID: FWGLL4MW-0199C-0119-GW
Date Collected: 07/23/12 17:23
Date Received: 07/24/12 07:00

Lab Sample ID: 240-13441-35
Matrix: Water

Method: 8260B/DoD - Volatile Organic Compounds (GC/MS)

Analyte	Result	Qualifier	LOQ	LOD	DL	Unit	D	Analyzed	Dil Fac
1,1,1-Trichloroethane	0.25	U	1.0	0.25	0.22	ug/L		07/27/12 19:21	1
1,1,2,2-Tetrachloroethane	0.25	U	1.0	0.25	0.18	ug/L		07/27/12 19:21	1
1,1,2-Trichloroethane	0.50	U	1.0	0.50	0.27	ug/L		07/27/12 19:21	1
1,1-Dichloroethane	0.25	U	1.0	0.25	0.15	ug/L		07/27/12 19:21	1
1,1-Dichloroethene	0.25	U	1.0	0.25	0.19	ug/L		07/27/12 19:21	1
1,2-Dichloroethane	0.25	U	1.0	0.25	0.22	ug/L		07/27/12 19:21	1
1,2-Dichloroethene, Total	0.50	U	2.0	0.50	0.34	ug/L		07/27/12 19:21	1
1,2-Dichloropropane	0.25	U	1.0	0.25	0.18	ug/L		07/27/12 19:21	1
2-Hexanone	0.50	U	10	0.50	0.41	ug/L		07/27/12 19:21	1
Bromochloromethane	0.50	U	1.0	0.50	0.29	ug/L		07/27/12 19:21	1
Acetone	1.1	U	10	1.1	1.1	ug/L		07/27/12 19:21	1
Benzene	0.25	U	1.0	0.25	0.13	ug/L		07/27/12 19:21	1
Bromoform	0.64	U	1.0	0.64	0.64	ug/L		07/27/12 19:21	1
Bromomethane	0.50	U	1.0	0.50	0.41	ug/L		07/27/12 19:21	1
Carbon disulfide	0.25	U	1.0	0.25	0.13	ug/L		07/27/12 19:21	1
Carbon tetrachloride	0.25	U	1.0	0.25	0.13	ug/L		07/27/12 19:21	1
Chlorobenzene	0.25	U	1.0	0.25	0.15	ug/L		07/27/12 19:21	1
Chloroethane	0.50	U	1.0	0.50	0.29	ug/L		07/27/12 19:21	1
Chloroform	0.25	U	1.0	0.25	0.16	ug/L		07/27/12 19:21	1
Chloromethane	0.50	U	1.0	0.50	0.30	ug/L		07/27/12 19:21	1
cis-1,2-Dichloroethene	0.25	U	1.0	0.25	0.17	ug/L		07/27/12 19:21	1
cis-1,3-Dichloropropene	0.25	U	1.0	0.25	0.14	ug/L		07/27/12 19:21	1
Bromodichloromethane	0.25	U	1.0	0.25	0.15	ug/L		07/27/12 19:21	1
Ethylbenzene	0.25	U	1.0	0.25	0.17	ug/L		07/27/12 19:21	1
1,2-Dibromoethane	0.25	U	1.0	0.25	0.24	ug/L		07/27/12 19:21	1
m-Xylene & p-Xylene	0.50	U	2.0	0.50	0.24	ug/L		07/27/12 19:21	1
2-Butanone (MEK)	0.57	U	10	0.57	0.57	ug/L		07/27/12 19:21	1
4-Methyl-2-pentanone (MIBK)	0.50	U	10	0.50	0.32	ug/L		07/27/12 19:21	1
Methylene Chloride	0.50	U	1.0	0.50	0.33	ug/L		07/27/12 19:21	1
o-Xylene	0.25	U	1.0	0.25	0.14	ug/L		07/27/12 19:21	1
Styrene	0.25	U	1.0	0.25	0.11	ug/L		07/27/12 19:21	1
Tetrachloroethene	0.50	U	1.0	0.50	0.29	ug/L		07/27/12 19:21	1
Toluene	0.25	U	1.0	0.25	0.13	ug/L		07/27/12 19:21	1
trans-1,2-Dichloroethene	0.25	U	1.0	0.25	0.19	ug/L		07/27/12 19:21	1
trans-1,3-Dichloropropene	0.25	U	1.0	0.25	0.19	ug/L		07/27/12 19:21	1
Trichloroethene	0.25	U	1.0	0.25	0.17	ug/L		07/27/12 19:21	1
Vinyl chloride	0.25	U	1.0	0.25	0.22	ug/L		07/27/12 19:21	1
Xylenes, Total	0.75	U	2.0	0.75	0.28	ug/L		07/27/12 19:21	1
Dibromochloromethane	0.25	U	1.0	0.25	0.18	ug/L		07/27/12 19:21	1

Surrogate	*%Recovery*	*Qualifier*	*Limits*	*Prepared*	*Analyzed*	*Dil Fac*
1,2-Dichloroethane-d4 (Surr)	*87*		*70 - 120*		*07/27/12 19:21*	*1*
4-Bromofluorobenzene (Surr)	*99*		*75 - 120*		*07/27/12 19:21*	*1*
Toluene-d8 (Surr)	*98*		*85 - 120*		*07/27/12 19:21*	*1*
Dibromofluoromethane (Surr)	*94*		*85 - 115*		*07/27/12 19:21*	*1*

Method: 8081/DOD - Organochlorine Pesticides (GC)

Analyte	Result	Qualifier	LOQ	LOD	DL	Unit	D	Analyzed	Dil Fac
4,4'-DDD	0.0095	U	0.048	0.0095	0.0091	ug/L		08/02/12 08:28	1
4,4'-DDE	0.0095	U	0.048	0.0095	0.0092	ug/L		08/02/12 08:28	1

Client Sample ID: FWGLL4MW-0199C-0119-GW
Date Collected: 07/23/12 17:23
Date Received: 07/24/12 07:00

Lab Sample ID: 240-13441-35
Matrix: Water

Method: 8081/DOD - Organochlorine Pesticides (GC) (Continued)

Analyte	Result	Qualifier	LOQ	LOD	DL	Unit	D	Analyzed	Dil Fac
4,4'-DDT	0.029	U	0.048	0.029	0.015	ug/L		08/02/12 08:28	1
Aldrin	0.0095	U	0.029	0.0095	0.0078	ug/L		08/02/12 08:28	1
alpha-BHC	0.0095	U	0.029	0.0095	0.0067	ug/L		08/02/12 08:28	1
alpha-Chlordane	0.013	U	0.048	0.013	0.013	ug/L		08/02/12 08:28	1
beta-BHC	0.0095	U	0.048	0.0095	0.0080	ug/L		08/02/12 08:28	1
delta-BHC	0.0095	U	0.048	0.0095	0.0083	ug/L		08/02/12 08:28	1
Dieldrin	0.0095	U	0.029	0.0095	0.0071	ug/L		08/02/12 08:28	1
Endosulfan I	0.012	U	0.048	0.012	0.012	ug/L		08/02/12 08:28	1
Endosulfan II	0.011	U	0.048	0.011	0.011	ug/L		08/02/12 08:28	1
Endosulfan sulfate	0.010	U	0.048	0.010	0.010	ug/L		08/02/12 08:28	1
Endrin	0.010	U	0.048	0.010	0.010	ug/L		08/02/12 08:28	1
Endrin aldehyde	0.010	U	0.048	0.010	0.010	ug/L		08/02/12 08:28	1
Endrin ketone	0.0095	U	0.048	0.0095	0.0074	ug/L		08/02/12 08:28	1
gamma-BHC (Lindane)	0.0095	U	0.048	0.0095	0.0061	ug/L		08/02/12 08:28	1
gamma-Chlordane	0.011	U	0.048	0.011	0.011	ug/L		08/02/12 08:28	1
Heptachlor	0.0095	U	0.029	0.0095	0.0076	ug/L		08/02/12 08:28	1
Heptachlor epoxide	0.0095	U	0.029	0.0095	0.0068	ug/L		08/02/12 08:28	1
Methoxychlor	0.030	U	0.095	0.030	0.030	ug/L		08/02/12 08:28	1
Toxaphene	0.48	U	1.9	0.48	0.30	ug/L		08/02/12 08:28	1

Surrogate	*%Recovery*	*Qualifier*	*Limits*	*Prepared*	*Analyzed*	*Dil Fac*
DCB Decachlorobiphenyl	*25*	*Q*	*30 - 135*	*07/25/12 08:43*	*08/02/12 08:28*	*1*
DCB Decachlorobiphenyl	*33*		*30 - 135*	*07/25/12 08:43*	*08/02/12 08:28*	*1*
Tetrachloro-m-xylene	*74*		*25 - 140*	*07/25/12 08:43*	*08/02/12 08:28*	*1*
Tetrachloro-m-xylene	*82*		*25 - 140*	*07/25/12 08:43*	*08/02/12 08:28*	*1*

Method: 8330 (Modified) - Organic Compounds by UV/HPLC - Dissolved

Analyte	Result	Qualifier	LOQ	LOD	DL	Unit	D	Analyzed	Dil Fac
Nitroguanidine	6.0 U		20	6.0	2.4	ug/L		07/27/12 21:37	1

Method: 8330/8330A - Nitroaromatics & Nitramines: Explosives (8330/A)

Analyte	Result	Qualifier	LOQ	LOD	DL	Unit	D	Analyzed	Dil Fac
Nitroglycerin	0.50 U		0.65	0.50	0.33	ug/L		08/02/12 04:36	1
PETN	0.50 U		0.65	0.50	0.30	ug/L		08/02/12 04:36	1
2-Amino-4,6-dinitrotoluene	0.10 U		0.20	0.10	0.017	ug/L		08/02/12 04:36	1
4-Amino-2,6-dinitrotoluene	0.10 U		0.10	0.10	0.050	ug/L		08/02/12 04:36	1
1,3-Dinitrobenzene	0.10 U		0.10	0.10	0.050	ug/L		08/02/12 04:36	1
2,4-Dinitrotoluene	0.10 U		0.10	0.10	0.050	ug/L		08/02/12 04:36	1
2,6-Dinitrotoluene	0.10 U		0.10	0.10	0.050	ug/L		08/02/12 04:36	1
HMX	0.050 U		0.10	0.050	0.036	ug/L		08/02/12 04:36	1
Nitrobenzene	0.10 U		0.10	0.10	0.050	ug/L		08/02/12 04:36	1
2-Nitrotoluene	0.10 U		0.50	0.10	0.088	ug/L		08/02/12 04:36	1
3-Nitrotoluene	0.10 U		0.50	0.10	0.057	ug/L		08/02/12 04:36	1
4-Nitrotoluene	0.10 U		0.65	0.10	0.088	ug/L		08/02/12 04:36	1
RDX	0.050 U		0.10	0.050	0.036	ug/L		08/02/12 04:36	1
Tetryl	0.10 U		0.10	0.10	0.050	ug/L		08/02/12 04:36	1
1,3,5-Trinitrobenzene	0.050 U		0.10	0.050	0.030	ug/L		08/02/12 04:36	1
2,4,6-Trinitrotoluene	0.10 U		0.10	0.10	0.050	ug/L		08/02/12 04:36	1

Client: Environmental Quality Mgt., Inc.
Project/Site: RVAAP (OH)

TestAmerica Job ID: 240-13441-1

Client Sample ID: FWGLL4MW-0199C-0119-GW
Date Collected: 07/23/12 17:23
Date Received: 07/24/12 07:00

Lab Sample ID: 240-13441-35
Matrix: Water

Surrogate	*%Recovery*	*Qualifier*	*Limits*	*Prepared*	*Analyzed*	*Dil Fac*
3,4-Dinitrotoluene	*101*		*79 - 111*	*07/30/12 06:30*	*08/02/12 04:36*	*1*

General Chemistry

Analyte	Result	Qualifier	LOQ	LOD	DL	Unit	D	Analyzed	Dil Fac
Nitrocellulose	1.0 U		2.0	1.0	0.48	mg/L		08/08/12 14:48	1

Client: Environmental Quality Mgt., Inc.
Project/Site: RVAAP (OH)

TestAmerica Job ID: 240-13441-1

Client Sample ID: FWGLL4MW-0199C-0119-GF
Date Collected: 07/23/12 17:23
Date Received: 07/24/12 07:00

Lab Sample ID: 240-13441-36
Matrix: Water

Method: 6010B/DOD - Metals (ICP) - Total Recoverable

Analyte	Result	Qualifier	LOQ	LOD	DL	Unit	D	Analyzed	Dil Fac
Arsenic	**11**		10	10	3.3	ug/L		08/07/12 18:16	1
Chromium	4.0	U	7.0	4.0	1.4	ug/L		08/07/12 18:16	1
Cobalt	4.0	U	7.0	4.0	1.5	ug/L		08/07/12 18:16	1
Lead	5.0	U	10	5.0	1.7	ug/L		08/07/12 18:16	1
Selenium	10	U	15	10	4.0	ug/L		08/07/12 18:16	1
Silver	5.0	U	7.0	5.0	1.7	ug/L		08/07/12 18:16	1
Vanadium	4.0	U	7.0	4.0	1.3	ug/L		08/07/12 18:16	1
Barium	**100**	**J**	200	5.0	2.8	ug/L		08/07/12 18:16	1
Calcium	**89000**		5000	1000	630	ug/L		08/07/12 18:16	1
Copper	10	U	25	10	4.4	ug/L		08/07/12 18:16	1
Magnesium	**22000**		5000	300	120	ug/L		08/07/12 18:16	1
Manganese	**300**		15	5.0	1.8	ug/L		08/07/12 18:16	1
Nickel	5.0	U	40	5.0	2.2	ug/L		08/07/12 18:16	1
Potassium	**1300**	**J**	5000	900	300	ug/L		08/07/12 18:16	1

Method: 6020/DOD - Metals (ICP/MS) - Total Recoverable

Analyte	Result	Qualifier	LOQ	LOD	DL	Unit	D	Analyzed	Dil Fac
Aluminum	**98**		60	60	20	ug/L		08/03/12 13:40	1
Antimony	**0.30**	**J**	2.0	0.50	0.21	ug/L		08/03/12 13:40	1
Beryllium	0.10	U Q	1.0	0.10	0.033	ug/L		08/03/12 13:40	1
Cadmium	0.070	U	2.0	0.070	0.023	ug/L		08/03/12 13:40	1
Iron	**3400**		150	100	44	ug/L		08/03/12 13:40	1
Sodium	**7700**		1000	400	160	ug/L		08/03/12 13:40	1
Thallium	1.0	U	2.0	1.0	0.32	ug/L		08/03/12 13:40	1
Zinc	20	U	40	20	8.8	ug/L		08/03/12 13:40	1

Method: 7470A/DOD - Mercury (CVAA)

Analyte	Result	Qualifier	LOQ	LOD	DL	Unit	D	Analyzed	Dil Fac
Hg	0.20	U	0.20	0.20	0.12	ug/L		07/27/12 11:01	1

Client: Environmental Quality Mgt., Inc.
Project/Site: RVAAP (OH)

TestAmerica Job ID: 240-13441-1

Client Sample ID: FWG TEAM 4-TRIP
Date Collected: 07/23/12 08:00
Date Received: 07/24/12 07:00

Lab Sample ID: 240-13441-37
Matrix: Water

Method: 8260B/DoD - Volatile Organic Compounds (GC/MS)

Analyte	Result	Qualifier	LOQ	LOD	DL	Unit	D	Analyzed	Dil Fac
1,1,1-Trichloroethane	0.25	U	1.0	0.25	0.22	ug/L		07/27/12 19:44	1
1,1,2,2-Tetrachloroethane	0.25	U	1.0	0.25	0.18	ug/L		07/27/12 19:44	1
1,1,2-Trichloroethane	0.50	U	1.0	0.50	0.27	ug/L		07/27/12 19:44	1
1,1-Dichloroethane	0.25	U	1.0	0.25	0.15	ug/L		07/27/12 19:44	1
1,1-Dichloroethene	0.25	U	1.0	0.25	0.19	ug/L		07/27/12 19:44	1
1,2-Dichloroethane	0.25	U	1.0	0.25	0.22	ug/L		07/27/12 19:44	1
1,2-Dichloroethene, Total	0.50	U	2.0	0.50	0.34	ug/L		07/27/12 19:44	1
1,2-Dichloropropane	0.25	U	1.0	0.25	0.18	ug/L		07/27/12 19:44	1
2-Hexanone	0.50	U	10	0.50	0.41	ug/L		07/27/12 19:44	1
Bromochloromethane	0.50	U	1.0	0.50	0.29	ug/L		07/27/12 19:44	1
Acetone	**8.8**	**J**	10	1.1	1.1	ug/L		07/27/12 19:44	1
Benzene	0.25	U	1.0	0.25	0.13	ug/L		07/27/12 19:44	1
Bromoform	0.64	U	1.0	0.64	0.64	ug/L		07/27/12 19:44	1
Bromomethane	0.50	U	1.0	0.50	0.41	ug/L		07/27/12 19:44	1
Carbon disulfide	0.25	U	1.0	0.25	0.13	ug/L		07/27/12 19:44	1
Carbon tetrachloride	0.25	U	1.0	0.25	0.13	ug/L		07/27/12 19:44	1
Chlorobenzene	0.25	U	1.0	0.25	0.15	ug/L		07/27/12 19:44	1
Chloroethane	0.50	U	1.0	0.50	0.29	ug/L		07/27/12 19:44	1
Chloroform	0.25	U	1.0	0.25	0.16	ug/L		07/27/12 19:44	1
Chloromethane	0.50	U	1.0	0.50	0.30	ug/L		07/27/12 19:44	1
cis-1,2-Dichloroethene	0.25	U	1.0	0.25	0.17	ug/L		07/27/12 19:44	1
cis-1,3-Dichloropropene	0.25	U	1.0	0.25	0.14	ug/L		07/27/12 19:44	1
Bromodichloromethane	0.25	U	1.0	0.25	0.15	ug/L		07/27/12 19:44	1
Ethylbenzene	0.25	U	1.0	0.25	0.17	ug/L		07/27/12 19:44	1
1,2-Dibromoethane	0.25	U	1.0	0.25	0.24	ug/L		07/27/12 19:44	1
m-Xylene & p-Xylene	0.50	U	2.0	0.50	0.24	ug/L		07/27/12 19:44	1
2-Butanone (MEK)	0.57	U	10	0.57	0.57	ug/L		07/27/12 19:44	1
4-Methyl-2-pentanone (MIBK)	0.50	U	10	0.50	0.32	ug/L		07/27/12 19:44	1
Methylene Chloride	**0.60**	**J**	1.0	0.50	0.33	ug/L		07/27/12 19:44	1
o-Xylene	0.25	U	1.0	0.25	0.14	ug/L		07/27/12 19:44	1
Styrene	0.25	U	1.0	0.25	0.11	ug/L		07/27/12 19:44	1
Tetrachloroethene	0.50	U	1.0	0.50	0.29	ug/L		07/27/12 19:44	1
Toluene	0.25	U	1.0	0.25	0.13	ug/L		07/27/12 19:44	1
trans-1,2-Dichloroethene	0.25	U	1.0	0.25	0.19	ug/L		07/27/12 19:44	1
trans-1,3-Dichloropropene	0.25	U	1.0	0.25	0.19	ug/L		07/27/12 19:44	1
Trichloroethene	0.25	U	1.0	0.25	0.17	ug/L		07/27/12 19:44	1
Vinyl chloride	0.25	U	1.0	0.25	0.22	ug/L		07/27/12 19:44	1
Xylenes, Total	0.75	U	2.0	0.75	0.28	ug/L		07/27/12 19:44	1
Dibromochloromethane	0.25	U	1.0	0.25	0.18	ug/L		07/27/12 19:44	1

Surrogate	*%Recovery*	*Qualifier*	*Limits*	*Prepared*	*Analyzed*	*Dil Fac*
1,2-Dichloroethane-d4 (Surr)	*86*		*70 - 120*		*07/27/12 19:44*	*1*
4-Bromofluorobenzene (Surr)	*100*		*75 - 120*		*07/27/12 19:44*	*1*
Toluene-d8 (Surr)	*96*		*85 - 120*		*07/27/12 19:44*	*1*
Dibromofluoromethane (Surr)	*95*		*85 - 115*		*07/27/12 19:44*	*1*

Client Sample ID: FWGEBGMW-125C-0079-GF
Date Collected: 07/23/12 11:31
Date Received: 07/24/12 07:00

Lab Sample ID: 240-13441-39
Matrix: Water

Method: 6010B/DOD - Metals (ICP) - Total Recoverable

Analyte	Result	Qualifier	LOQ	LOD	DL	Unit	D	Analyzed	Dil Fac
Arsenic	**20**		10	10	3.3	ug/L		08/07/12 18:20	1
Chromium	4.0	U	7.0	4.0	1.4	ug/L		08/07/12 18:20	1
Cobalt	4.0	U	7.0	4.0	1.5	ug/L		08/07/12 18:20	1
Lead	5.0	U	10	5.0	1.7	ug/L		08/07/12 18:20	1
Selenium	10	U	15	10	4.0	ug/L		08/07/12 18:20	1
Silver	5.0	U	7.0	5.0	1.7	ug/L		08/07/12 18:20	1
Vanadium	4.0	U	7.0	4.0	1.3	ug/L		08/07/12 18:20	1
Barium	**70**	**J**	200	5.0	2.8	ug/L		08/07/12 18:20	1
Calcium	**64000**		5000	1000	630	ug/L		08/07/12 18:20	1
Copper	10	U	25	10	4.4	ug/L		08/07/12 18:20	1
Magnesium	**9200**		5000	300	120	ug/L		08/07/12 18:20	1
Manganese	**690**		15	5.0	1.8	ug/L		08/07/12 18:20	1
Nickel	5.0	U	40	5.0	2.2	ug/L		08/07/12 18:20	1
Potassium	**1000**	**J**	5000	900	300	ug/L		08/07/12 18:20	1

Method: 6020/DOD - Metals (ICP/MS) - Total Recoverable

Analyte	Result	Qualifier	LOQ	LOD	DL	Unit	D	Analyzed	Dil Fac
Aluminum	**51**	**J**	60	60	20	ug/L		08/03/12 13:44	1
Antimony	0.50	U	2.0	0.50	0.21	ug/L		08/03/12 13:44	1
Beryllium	0.10	U Q	1.0	0.10	0.033	ug/L		08/03/12 13:44	1
Cadmium	0.070	U	2.0	0.070	0.023	ug/L		08/03/12 13:44	1
Iron	**7000**		150	100	44	ug/L		08/03/12 13:44	1
Sodium	**3900**		1000	400	160	ug/L		08/03/12 13:44	1
Thallium	1.0	U	2.0	1.0	0.32	ug/L		08/03/12 13:44	1
Zinc	20	U	40	20	8.8	ug/L		08/03/12 13:44	1

Method: 7470A/DOD - Mercury (CVAA)

Analyte	Result	Qualifier	LOQ	LOD	DL	Unit	D	Analyzed	Dil Fac
Hg	0.20	U	0.20	0.20	0.12	ug/L		07/27/12 11:03	1

Client Sample ID: FWGEBGMW-131-0080-GW — **Lab Sample ID: 240-13441-40**

Date Collected: 07/23/12 12:37 — **Matrix: Water**

Date Received: 07/24/12 07:00

Method: 8260B/DoD - Volatile Organic Compounds (GC/MS)

Analyte	Result	Qualifier	LOQ	LOD	DL	Unit	D	Analyzed	Dil Fac
1,1,1-Trichloroethane	0.25	U	1.0	0.25	0.22	ug/L		07/27/12 20:07	1
1,1,2,2-Tetrachloroethane	0.25	U	1.0	0.25	0.18	ug/L		07/27/12 20:07	1
1,1,2-Trichloroethane	0.50	U	1.0	0.50	0.27	ug/L		07/27/12 20:07	1
1,1-Dichloroethane	0.25	U	1.0	0.25	0.15	ug/L		07/27/12 20:07	1
1,1-Dichloroethene	0.25	U	1.0	0.25	0.19	ug/L		07/27/12 20:07	1
1,2-Dichloroethane	0.25	U	1.0	0.25	0.22	ug/L		07/27/12 20:07	1
1,2-Dichloroethene, Total	0.50	U	2.0	0.50	0.34	ug/L		07/27/12 20:07	1
1,2-Dichloropropane	0.25	U	1.0	0.25	0.18	ug/L		07/27/12 20:07	1
2-Hexanone	0.50	U	10	0.50	0.41	ug/L		07/27/12 20:07	1
Bromochloromethane	0.50	U	1.0	0.50	0.29	ug/L		07/27/12 20:07	1
Acetone	1.1	U	10	1.1	1.1	ug/L		07/27/12 20:07	1
Benzene	0.25	U	1.0	0.25	0.13	ug/L		07/27/12 20:07	1
Bromoform	0.64	U	1.0	0.64	0.64	ug/L		07/27/12 20:07	1
Bromomethane	0.50	U	1.0	0.50	0.41	ug/L		07/27/12 20:07	1
Carbon disulfide	0.25	U	1.0	0.25	0.13	ug/L		07/27/12 20:07	1
Carbon tetrachloride	0.25	U	1.0	0.25	0.13	ug/L		07/27/12 20:07	1
Chlorobenzene	0.25	U	1.0	0.25	0.15	ug/L		07/27/12 20:07	1
Chloroethane	0.50	U	1.0	0.50	0.29	ug/L		07/27/12 20:07	1
Chloroform	0.25	U	1.0	0.25	0.16	ug/L		07/27/12 20:07	1
Chloromethane	0.50	U	1.0	0.50	0.30	ug/L		07/27/12 20:07	1
cis-1,2-Dichloroethene	0.25	U	1.0	0.25	0.17	ug/L		07/27/12 20:07	1
cis-1,3-Dichloropropene	0.25	U	1.0	0.25	0.14	ug/L		07/27/12 20:07	1
Bromodichloromethane	0.25	U	1.0	0.25	0.15	ug/L		07/27/12 20:07	1
Ethylbenzene	0.25	U	1.0	0.25	0.17	ug/L		07/27/12 20:07	1
1,2-Dibromoethane	0.25	U	1.0	0.25	0.24	ug/L		07/27/12 20:07	1
m-Xylene & p-Xylene	0.50	U	2.0	0.50	0.24	ug/L		07/27/12 20:07	1
2-Butanone (MEK)	0.57	U	10	0.57	0.57	ug/L		07/27/12 20:07	1
4-Methyl-2-pentanone (MIBK)	0.50	U	10	0.50	0.32	ug/L		07/27/12 20:07	1
Methylene Chloride	0.50	U	1.0	0.50	0.33	ug/L		07/27/12 20:07	1
o-Xylene	0.25	U	1.0	0.25	0.14	ug/L		07/27/12 20:07	1
Styrene	0.25	U	1.0	0.25	0.11	ug/L		07/27/12 20:07	1
Tetrachloroethene	0.50	U	1.0	0.50	0.29	ug/L		07/27/12 20:07	1
Toluene	0.25	U	1.0	0.25	0.13	ug/L		07/27/12 20:07	1
trans-1,2-Dichloroethene	0.25	U	1.0	0.25	0.19	ug/L		07/27/12 20:07	1
trans-1,3-Dichloropropene	0.25	U	1.0	0.25	0.19	ug/L		07/27/12 20:07	1
Trichloroethene	0.25	U	1.0	0.25	0.17	ug/L		07/27/12 20:07	1
Vinyl chloride	0.25	U	1.0	0.25	0.22	ug/L		07/27/12 20:07	1
Xylenes, Total	0.75	U	2.0	0.75	0.28	ug/L		07/27/12 20:07	1
Dibromochloromethane	0.25	U	1.0	0.25	0.18	ug/L		07/27/12 20:07	1

Surrogate	*%Recovery*	*Qualifier*	*Limits*	*Prepared*	*Analyzed*	*Dil Fac*
1,2-Dichloroethane-d4 (Surr)	*86*		*70 - 120*		*07/27/12 20:07*	*1*
4-Bromofluorobenzene (Surr)	*96*		*75 - 120*		*07/27/12 20:07*	*1*
Toluene-d8 (Surr)	*98*		*85 - 120*		*07/27/12 20:07*	*1*
Dibromofluoromethane (Surr)	*95*		*85 - 115*		*07/27/12 20:07*	*1*

Method: 8081/DOD - Organochlorine Pesticides (GC)

Analyte	Result	Qualifier	LOQ	LOD	DL	Unit	D	Analyzed	Dil Fac
4,4'-DDD	0.0095	U	0.048	0.0095	0.0091	ug/L		08/02/12 08:50	1
4,4'-DDE	0.0095	U	0.048	0.0095	0.0092	ug/L		08/02/12 08:50	1

Client Sample ID: FWGEBGMW-131-0080-GW
Date Collected: 07/23/12 12:37
Date Received: 07/24/12 07:00

Lab Sample ID: 240-13441-40
Matrix: Water

Method: 8081/DOD - Organochlorine Pesticides (GC) (Continued)

Analyte	Result	Qualifier	LOQ	LOD	DL	Unit	D	Analyzed	Dil Fac
4,4'-DDT	0.029	U	0.048	0.029	0.015	ug/L		08/02/12 08:50	1
Aldrin	0.0095	U	0.029	0.0095	0.0078	ug/L		08/02/12 08:50	1
alpha-BHC	0.0095	U	0.029	0.0095	0.0067	ug/L		08/02/12 08:50	1
alpha-Chlordane	0.013	U	0.048	0.013	0.013	ug/L		08/02/12 08:50	1
beta-BHC	0.0095	U	0.048	0.0095	0.0080	ug/L		08/02/12 08:50	1
delta-BHC	0.0095	U	0.048	0.0095	0.0083	ug/L		08/02/12 08:50	1
Dieldrin	0.0095	U	0.029	0.0095	0.0071	ug/L		08/02/12 08:50	1
Endosulfan I	0.012	U	0.048	0.012	0.012	ug/L		08/02/12 08:50	1
Endosulfan II	0.011	U	0.048	0.011	0.011	ug/L		08/02/12 08:50	1
Endosulfan sulfate	0.010	U	0.048	0.010	0.010	ug/L		08/02/12 08:50	1
Endrin	0.010	U	0.048	0.010	0.010	ug/L		08/02/12 08:50	1
Endrin aldehyde	0.010	U	0.048	0.010	0.010	ug/L		08/02/12 08:50	1
Endrin ketone	0.0095	U	0.048	0.0095	0.0074	ug/L		08/02/12 08:50	1
gamma-BHC (Lindane)	0.0095	U	0.048	0.0095	0.0061	ug/L		08/02/12 08:50	1
gamma-Chlordane	0.011	U	0.048	0.011	0.011	ug/L		08/02/12 08:50	1
Heptachlor	0.0095	U	0.029	0.0095	0.0076	ug/L		08/02/12 08:50	1
Heptachlor epoxide	0.0095	U	0.029	0.0095	0.0068	ug/L		08/02/12 08:50	1
Methoxychlor	0.030	U	0.095	0.030	0.030	ug/L		08/02/12 08:50	1
Toxaphene	0.48	U	1.9	0.48	0.30	ug/L		08/02/12 08:50	1

Surrogate	*%Recovery*	*Qualifier*	*Limits*	*Prepared*	*Analyzed*	*Dil Fac*
DCB Decachlorobiphenyl	*68*		*30 - 135*	*07/25/12 08:43*	*08/02/12 08:50*	*1*
DCB Decachlorobiphenyl	*91*		*30 - 135*	*07/25/12 08:43*	*08/02/12 08:50*	*1*
Tetrachloro-m-xylene	*86*		*25 - 140*	*07/25/12 08:43*	*08/02/12 08:50*	*1*
Tetrachloro-m-xylene	*78*		*25 - 140*	*07/25/12 08:43*	*08/02/12 08:50*	*1*

Method: 8082/DOD - Polychlorinated Biphenyls (PCBs) by Gas Chromatography

Analyte	Result	Qualifier	LOQ	LOD	DL	Unit	D	Analyzed	Dil Fac
Aroclor-1016	0.19	U	0.48	0.19	0.16	ug/L		08/01/12 04:19	1
Aroclor-1221	0.19	U	0.48	0.19	0.12	ug/L		08/01/12 04:19	1
Aroclor-1232	0.19	U	0.48	0.19	0.15	ug/L		08/01/12 04:19	1
Aroclor-1242	0.38	U	0.48	0.38	0.21	ug/L		08/01/12 04:19	1
Aroclor-1248	0.19	U	0.48	0.19	0.095	ug/L		08/01/12 04:19	1
Aroclor-1254	0.19	U	0.48	0.19	0.15	ug/L		08/01/12 04:19	1
Aroclor-1260	0.19	U	0.48	0.19	0.16	ug/L		08/01/12 04:19	1

Surrogate	*%Recovery*	*Qualifier*	*Limits*	*Prepared*	*Analyzed*	*Dil Fac*
Tetrachloro-m-xylene	*79*		*40 - 140*	*07/25/12 08:47*	*08/01/12 04:19*	*1*
Tetrachloro-m-xylene	*87*		*40 - 140*	*07/25/12 08:47*	*08/01/12 04:19*	*1*
DCB Decachlorobiphenyl	*73*		*40 - 135*	*07/25/12 08:47*	*08/01/12 04:19*	*1*
DCB Decachlorobiphenyl	*80*		*40 - 135*	*07/25/12 08:47*	*08/01/12 04:19*	*1*

Method: 8330 (Modified) - Organic Compounds by UV/HPLC - Dissolved

Analyte	Result	Qualifier	LOQ	LOD	DL	Unit	D	Analyzed	Dil Fac
Nitroguanidine	6.0	U	20	6.0	2.4	ug/L		07/27/12 21:52	1

Method: 8330/8330A - Nitroaromatics & Nitramines: Explosives (8330/A)

Analyte	Result	Qualifier	LOQ	LOD	DL	Unit	D	Analyzed	Dil Fac
Nitroglycerin	0.50	U	0.64	0.50	0.33	ug/L		08/02/12 05:16	0.99
PETN	0.50	U	0.64	0.50	0.30	ug/L		08/02/12 05:16	0.99
2-Amino-4,6-dinitrotoluene	0.099	U	0.20	0.099	0.017	ug/L		08/02/12 05:16	0.99

Client: Environmental Quality Mgt., Inc.
Project/Site: RVAAP (OH)

TestAmerica Job ID: 240-13441-1

Client Sample ID: FWGEBGMW-131-0080-GW
Date Collected: 07/23/12 12:37
Date Received: 07/24/12 07:00

Lab Sample ID: 240-13441-40
Matrix: Water

Method: 8330/8330A - Nitroaromatics & Nitramines: Explosives (8330/A) (Continued)

Analyte	Result	Qualifier	LOQ	LOD	DL	Unit	D	Analyzed	Dil Fac
4-Amino-2,6-dinitrotoluene	0.099 U		0.099	0.099	0.050	ug/L		08/02/12 05:16	0.99
1,3-Dinitrobenzene	0.099 U		0.099	0.099	0.050	ug/L		08/02/12 05:16	0.99
2,4-Dinitrotoluene	0.099 U		0.099	0.099	0.050	ug/L		08/02/12 05:16	0.99
2,6-Dinitrotoluene	0.099 U		0.099	0.099	0.050	ug/L		08/02/12 05:16	0.99
HMX	0.050 U		0.099	0.050	0.036	ug/L		08/02/12 05:16	0.99
Nitrobenzene	0.099 U		0.099	0.099	0.050	ug/L		08/02/12 05:16	0.99
2-Nitrotoluene	0.099 U		0.50	0.099	0.087	ug/L		08/02/12 05:16	0.99
3-Nitrotoluene	0.099 U		0.50	0.099	0.056	ug/L		08/02/12 05:16	0.99
4-Nitrotoluene	0.099 U		0.64	0.099	0.087	ug/L		08/02/12 05:16	0.99
RDX	0.050 U		0.099	0.050	0.036	ug/L		08/02/12 05:16	0.99
Tetryl	0.099 U		0.099	0.099	0.050	ug/L		08/02/12 05:16	0.99
1,3,5-Trinitrobenzene	0.050 U		0.099	0.050	0.030	ug/L		08/02/12 05:16	0.99
2,4,6-Trinitrotoluene	0.099 U		0.099	0.099	0.050	ug/L		08/02/12 05:16	0.99

Surrogate	*%Recovery*	*Qualifier*	*Limits*	*Prepared*	*Analyzed*	*Dil Fac*
3,4-Dinitrotoluene	*103*		*79 - 111*	*07/30/12 06:30*	*08/02/12 05:16*	*0.99*

General Chemistry

Analyte	Result	Qualifier	LOQ	LOD	DL	Unit	D	Analyzed	Dil Fac
Cyanide, Total	0.010 U		0.010	0.010	0.0050	mg/L		07/26/12 13:13	1
Nitrocellulose	1.0 U		2.0	1.0	0.48	mg/L		08/08/12 14:50	1

Client Sample ID: FWGEBGMW-131-0080-GF
Date Collected: 07/23/12 12:37
Date Received: 07/24/12 07:00

Lab Sample ID: 240-13441-41
Matrix: Water

Method: 6010B/DOD - Metals (ICP) - Total Recoverable

Analyte	Result	Qualifier	LOQ	LOD	DL	Unit	D	Analyzed	Dil Fac
Arsenic	10	U	10	10	3.3	ug/L		08/07/12 18:24	1
Chromium	4.0	U	7.0	4.0	1.4	ug/L		08/07/12 18:24	1
Cobalt	4.0	U	7.0	4.0	1.5	ug/L		08/07/12 18:24	1
Lead	5.0	U	10	5.0	1.7	ug/L		08/07/12 18:24	1
Selenium	10	U	15	10	4.0	ug/L		08/07/12 18:24	1
Silver	5.0	U	7.0	5.0	1.7	ug/L		08/07/12 18:24	1
Vanadium	**1.5**	**J**	7.0	4.0	1.3	ug/L		08/07/12 18:24	1
Barium	**98**	**J**	200	5.0	2.8	ug/L		08/07/12 18:24	1
Calcium	**72000**		5000	1000	630	ug/L		08/07/12 18:24	1
Copper	10	U	25	10	4.4	ug/L		08/07/12 18:24	1
Magnesium	**27000**		5000	300	120	ug/L		08/07/12 18:24	1
Manganese	**120**		15	5.0	1.8	ug/L		08/07/12 18:24	1
Nickel	5.0	U	40	5.0	2.2	ug/L		08/07/12 18:24	1
Potassium	**1500**	**J**	5000	900	300	ug/L		08/07/12 18:24	1

Method: 6020/DOD - Metals (ICP/MS) - Total Recoverable

Analyte	Result	Qualifier	LOQ	LOD	DL	Unit	D	Analyzed	Dil Fac
Aluminum	60	U	60	60	20	ug/L		08/03/12 14:00	1
Antimony	0.50	U	2.0	0.50	0.21	ug/L		08/03/12 14:00	1
Beryllium	0.10	U Q	1.0	0.10	0.033	ug/L		08/03/12 14:00	1
Cadmium	0.070	U	2.0	0.070	0.023	ug/L		08/03/12 14:00	1
Iron	**510**		150	100	44	ug/L		08/03/12 14:00	1
Sodium	**2300**		1000	400	160	ug/L		08/03/12 14:00	1
Thallium	1.0	U	2.0	1.0	0.32	ug/L		08/03/12 14:00	1
Zinc	20	U	40	20	8.8	ug/L		08/03/12 14:00	1

Method: 7470A/DOD - Mercury (CVAA)

Analyte	Result	Qualifier	LOQ	LOD	DL	Unit	D	Analyzed	Dil Fac
Hg	0.20	U	0.20	0.20	0.12	ug/L		07/27/12 11:04	1

Client Sample ID: FWGFWGMW-010-0090-GW
Date Collected: 07/23/12 14:37
Date Received: 07/24/12 07:00

Lab Sample ID: 240-13441-42
Matrix: Water

Method: 8260B/DoD - Volatile Organic Compounds (GC/MS)

Analyte	Result	Qualifier	LOQ	LOD	DL	Unit	D	Analyzed	Dil Fac
1,1,1-Trichloroethane	0.25	U	1.0	0.25	0.22	ug/L		07/30/12 17:27	1
1,1,2,2-Tetrachloroethane	0.25	U	1.0	0.25	0.18	ug/L		07/30/12 17:27	1
1,1,2-Trichloroethane	0.50	U	1.0	0.50	0.27	ug/L		07/30/12 17:27	1
1,1-Dichloroethane	0.25	U	1.0	0.25	0.15	ug/L		07/30/12 17:27	1
1,1-Dichloroethene	0.25	U	1.0	0.25	0.19	ug/L		07/30/12 17:27	1
1,2-Dichloroethane	0.25	U	1.0	0.25	0.22	ug/L		07/30/12 17:27	1
1,2-Dichloroethene, Total	0.50	U	2.0	0.50	0.34	ug/L		07/30/12 17:27	1
1,2-Dichloropropane	0.25	U	1.0	0.25	0.18	ug/L		07/30/12 17:27	1
2-Hexanone	0.50	U	10	0.50	0.41	ug/L		07/30/12 17:27	1
Bromochloromethane	0.50	U	1.0	0.50	0.29	ug/L		07/30/12 17:27	1
Acetone	**1.5**	**J**	10	1.1	1.1	ug/L		07/30/12 17:27	1
Benzene	0.25	U	1.0	0.25	0.13	ug/L		07/30/12 17:27	1
Bromoform	0.64	U	1.0	0.64	0.64	ug/L		07/30/12 17:27	1
Bromomethane	0.50	U	1.0	0.50	0.41	ug/L		07/30/12 17:27	1
Carbon disulfide	**0.15**	**J**	1.0	0.25	0.13	ug/L		07/30/12 17:27	1
Carbon tetrachloride	0.25	U	1.0	0.25	0.13	ug/L		07/30/12 17:27	1
Chlorobenzene	0.25	U	1.0	0.25	0.15	ug/L		07/30/12 17:27	1
Chloroethane	0.50	U	1.0	0.50	0.29	ug/L		07/30/12 17:27	1
Chloroform	0.25	U	1.0	0.25	0.16	ug/L		07/30/12 17:27	1
Chloromethane	0.50	U	1.0	0.50	0.30	ug/L		07/30/12 17:27	1
cis-1,2-Dichloroethene	0.25	U	1.0	0.25	0.17	ug/L		07/30/12 17:27	1
cis-1,3-Dichloropropene	0.25	U	1.0	0.25	0.14	ug/L		07/30/12 17:27	1
Bromodichloromethane	0.25	U	1.0	0.25	0.15	ug/L		07/30/12 17:27	1
Ethylbenzene	0.25	U	1.0	0.25	0.17	ug/L		07/30/12 17:27	1
1,2-Dibromoethane	0.25	U	1.0	0.25	0.24	ug/L		07/30/12 17:27	1
m-Xylene & p-Xylene	0.50	U	2.0	0.50	0.24	ug/L		07/30/12 17:27	1
2-Butanone (MEK)	0.57	U	10	0.57	0.57	ug/L		07/30/12 17:27	1
4-Methyl-2-pentanone (MIBK)	0.50	U	10	0.50	0.32	ug/L		07/30/12 17:27	1
Methylene Chloride	0.50	U	1.0	0.50	0.33	ug/L		07/30/12 17:27	1
o-Xylene	0.25	U	1.0	0.25	0.14	ug/L		07/30/12 17:27	1
Styrene	0.25	U	1.0	0.25	0.11	ug/L		07/30/12 17:27	1
Tetrachloroethene	0.50	U	1.0	0.50	0.29	ug/L		07/30/12 17:27	1
Toluene	0.25	U	1.0	0.25	0.13	ug/L		07/30/12 17:27	1
trans-1,2-Dichloroethene	0.25	U	1.0	0.25	0.19	ug/L		07/30/12 17:27	1
trans-1,3-Dichloropropene	0.25	U	1.0	0.25	0.19	ug/L		07/30/12 17:27	1
Trichloroethene	0.25	U	1.0	0.25	0.17	ug/L		07/30/12 17:27	1
Vinyl chloride	0.25	U	1.0	0.25	0.22	ug/L		07/30/12 17:27	1
Xylenes, Total	0.75	U	2.0	0.75	0.28	ug/L		07/30/12 17:27	1
Dibromochloromethane	0.25	U	1.0	0.25	0.18	ug/L		07/30/12 17:27	1

Surrogate	*%Recovery*	*Qualifier*	*Limits*	*Prepared*	*Analyzed*	*Dil Fac*
1,2-Dichloroethane-d4 (Surr)	*107*		*70 - 120*		*07/30/12 17:27*	*1*
4-Bromofluorobenzene (Surr)	*92*		*75 - 120*		*07/30/12 17:27*	*1*
Toluene-d8 (Surr)	*89*		*85 - 120*		*07/30/12 17:27*	*1*
Dibromofluoromethane (Surr)	*95*		*85 - 115*		*07/30/12 17:27*	*1*

Method: 8081/DOD - Organochlorine Pesticides (GC)

Analyte	Result	Qualifier	LOQ	LOD	DL	Unit	D	Analyzed	Dil Fac
4,4'-DDD	0.0099	U	0.050	0.0099	0.0095	ug/L		08/02/12 09:12	1
4,4'-DDE	0.0099	U	0.050	0.0099	0.0096	ug/L		08/02/12 09:12	1

Client Sample ID: FWGFWGMW-010-0090-GW
Date Collected: 07/23/12 14:37
Date Received: 07/24/12 07:00

Lab Sample ID: 240-13441-42
Matrix: Water

Method: 8081/DOD - Organochlorine Pesticides (GC) (Continued)

Analyte	Result	Qualifier	LOQ	LOD	DL	Unit	D	Analyzed	Dil Fac
4,4'-DDT	0.030	U	0.050	0.030	0.016	ug/L		08/02/12 09:12	1
Aldrin	0.0099	U	0.030	0.0099	0.0081	ug/L		08/02/12 09:12	1
alpha-BHC	0.0099	U	0.030	0.0099	0.0069	ug/L		08/02/12 09:12	1
alpha-Chlordane	0.014	U	0.050	0.014	0.014	ug/L		08/02/12 09:12	1
beta-BHC	0.0099	U	0.050	0.0099	0.0083	ug/L		08/02/12 09:12	1
delta-BHC	0.0099	U	0.050	0.0099	0.0086	ug/L		08/02/12 09:12	1
Dieldrin	0.0099	U	0.030	0.0099	0.0074	ug/L		08/02/12 09:12	1
Endosulfan I	0.013	U	0.050	0.013	0.013	ug/L		08/02/12 09:12	1
Endosulfan II	0.012	U	0.050	0.012	0.012	ug/L		08/02/12 09:12	1
Endosulfan sulfate	0.011	U	0.050	0.011	0.011	ug/L		08/02/12 09:12	1
Endrin	0.011	U	0.050	0.011	0.011	ug/L		08/02/12 09:12	1
Endrin aldehyde	0.011	U	0.050	0.011	0.011	ug/L		08/02/12 09:12	1
Endrin ketone	0.0099	U	0.050	0.0099	0.0077	ug/L		08/02/12 09:12	1
gamma-BHC (Lindane)	0.0099	U	0.050	0.0099	0.0063	ug/L		08/02/12 09:12	1
gamma-Chlordane	0.012	U	0.050	0.012	0.012	ug/L		08/02/12 09:12	1
Heptachlor	0.0099	U	0.030	0.0099	0.0079	ug/L		08/02/12 09:12	1
Heptachlor epoxide	0.0099	U	0.030	0.0099	0.0070	ug/L		08/02/12 09:12	1
Methoxychlor	0.032	U	0.099	0.032	0.032	ug/L		08/02/12 09:12	1
Toxaphene	0.50	U	2.0	0.50	0.32	ug/L		08/02/12 09:12	1

Surrogate	*%Recovery*	*Qualifier*	*Limits*	*Prepared*	*Analyzed*	*Dil Fac*
DCB Decachlorobiphenyl	*47*		*30 - 135*	*07/25/12 08:43*	*08/02/12 09:12*	*1*
DCB Decachlorobiphenyl	*67*		*30 - 135*	*07/25/12 08:43*	*08/02/12 09:12*	*1*
Tetrachloro-m-xylene	*70*		*25 - 140*	*07/25/12 08:43*	*08/02/12 09:12*	*1*
Tetrachloro-m-xylene	*83*		*25 - 140*	*07/25/12 08:43*	*08/02/12 09:12*	*1*

Method: 8082/DOD - Polychlorinated Biphenyls (PCBs) by Gas Chromatography

Analyte	Result	Qualifier	LOQ	LOD	DL	Unit	D	Analyzed	Dil Fac
Aroclor-1016	0.20	U	0.50	0.20	0.17	ug/L		08/01/12 04:35	1
Aroclor-1221	0.20	U	0.50	0.20	0.13	ug/L		08/01/12 04:35	1
Aroclor-1232	0.20	U	0.50	0.20	0.16	ug/L		08/01/12 04:35	1
Aroclor-1242	0.40	U	0.50	0.40	0.22	ug/L		08/01/12 04:35	1
Aroclor-1248	0.20	U	0.50	0.20	0.099	ug/L		08/01/12 04:35	1
Aroclor-1254	0.20	U	0.50	0.20	0.16	ug/L		08/01/12 04:35	1
Aroclor-1260	0.20	U	0.50	0.20	0.17	ug/L		08/01/12 04:35	1

Surrogate	*%Recovery*	*Qualifier*	*Limits*	*Prepared*	*Analyzed*	*Dil Fac*
Tetrachloro-m-xylene	*74*		*40 - 140*	*07/25/12 08:47*	*08/01/12 04:35*	*1*
Tetrachloro-m-xylene	*80*		*40 - 140*	*07/25/12 08:47*	*08/01/12 04:35*	*1*
DCB Decachlorobiphenyl	*52*		*40 - 135*	*07/25/12 08:47*	*08/01/12 04:35*	*1*
DCB Decachlorobiphenyl	*58*		*40 - 135*	*07/25/12 08:47*	*08/01/12 04:35*	*1*

Method: 8330 (Modified) - Organic Compounds by UV/HPLC - Dissolved

Analyte	Result	Qualifier	LOQ	LOD	DL	Unit	D	Analyzed	Dil Fac
Nitroguanidine	6.0	U	20	6.0	2.4	ug/L		07/27/12 22:06	1

Method: 8330/8330A - Nitroaromatics & Nitramines: Explosives (8330/A)

Analyte	Result	Qualifier	LOQ	LOD	DL	Unit	D	Analyzed	Dil Fac
Nitroglycerin	0.50	U	0.66	0.50	0.33	ug/L		08/02/12 05:57	1.01
PETN	0.50	U	0.66	0.50	0.30	ug/L		08/02/12 05:57	1.01
2-Amino-4,6-dinitrotoluene	0.10	U	0.20	0.10	0.017	ug/L		08/02/12 05:57	1.01

Client: Environmental Quality Mgt., Inc.
Project/Site: RVAAP (OH)

TestAmerica Job ID: 240-13441-1

Client Sample ID: FWGFWGMW-010-0090-GW
Date Collected: 07/23/12 14:37
Date Received: 07/24/12 07:00

Lab Sample ID: 240-13441-42
Matrix: Water

Method: 8330/8330A - Nitroaromatics & Nitramines: Explosives (8330/A) (Continued)

Analyte	Result	Qualifier	LOQ	LOD	DL	Unit	D	Analyzed	Dil Fac
4-Amino-2,6-dinitrotoluene	0.10 U		0.10	0.10	0.050	ug/L		08/02/12 05:57	1.01
1,3-Dinitrobenzene	0.10 U		0.10	0.10	0.050	ug/L		08/02/12 05:57	1.01
2,4-Dinitrotoluene	0.10 U		0.10	0.10	0.050	ug/L		08/02/12 05:57	1.01
2,6-Dinitrotoluene	0.10 U		0.10	0.10	0.050	ug/L		08/02/12 05:57	1.01
HMX	0.050 U		0.10	0.050	0.036	ug/L		08/02/12 05:57	1.01
Nitrobenzene	0.10 U		0.10	0.10	0.050	ug/L		08/02/12 05:57	1.01
2-Nitrotoluene	0.10 U		0.50	0.10	0.089	ug/L		08/02/12 05:57	1.01
3-Nitrotoluene	0.10 U		0.50	0.10	0.058	ug/L		08/02/12 05:57	1.01
4-Nitrotoluene	0.10 U		0.66	0.10	0.089	ug/L		08/02/12 05:57	1.01
RDX	0.050 U		0.10	0.050	0.036	ug/L		08/02/12 05:57	1.01
Tetryl	0.10 U		0.10	0.10	0.050	ug/L		08/02/12 05:57	1.01
1,3,5-Trinitrobenzene	0.050 U		0.10	0.050	0.030	ug/L		08/02/12 05:57	1.01
2,4,6-Trinitrotoluene	0.10 U		0.10	0.10	0.050	ug/L		08/02/12 05:57	1.01

Surrogate	*%Recovery*	*Qualifier*	*Limits*	*Prepared*	*Analyzed*	*Dil Fac*
3,4-Dinitrotoluene	*104*		*79 - 111*	*07/30/12 06:30*	*08/02/12 05:57*	*1.01*

General Chemistry

Analyte	Result	Qualifier	LOQ	LOD	DL	Unit	D	Analyzed	Dil Fac
Cyanide, Total	0.010 U		0.010	0.010	0.0050	mg/L		07/26/12 13:13	1
Nitrocellulose	1.0 U		2.0	1.0	0.48	mg/L		08/08/12 14:52	1

Client Sample ID: FWGFWGMW-010-0090-GF
Date Collected: 07/23/12 14:37
Date Received: 07/24/12 07:00

Lab Sample ID: 240-13441-43
Matrix: Water

Method: 6010B/DOD - Metals (ICP) - Total Recoverable

Analyte	Result	Qualifier	LOQ	LOD	DL	Unit	D	Analyzed	Dil Fac
Arsenic	**7.2**	**J**	10	10	3.3	ug/L		08/07/12 18:28	1
Chromium	4.0	U	7.0	4.0	1.4	ug/L		08/07/12 18:28	1
Cobalt	**27**		7.0	4.0	1.5	ug/L		08/07/12 18:28	1
Lead	5.0	U	10	5.0	1.7	ug/L		08/07/12 18:28	1
Selenium	10	U	15	10	4.0	ug/L		08/07/12 18:28	1
Silver	5.0	U	7.0	5.0	1.7	ug/L		08/07/12 18:28	1
Vanadium	4.0	U	7.0	4.0	1.3	ug/L		08/07/12 18:28	1
Barium	**47**	**J**	200	5.0	2.8	ug/L		08/07/12 18:28	1
Calcium	**9000**		5000	1000	630	ug/L		08/07/12 18:28	1
Copper	10	U	25	10	4.4	ug/L		08/07/12 18:28	1
Magnesium	**3600**	**J**	5000	300	120	ug/L		08/07/12 18:28	1
Manganese	**1700**		15	5.0	1.8	ug/L		08/07/12 18:28	1
Nickel	**48**		40	5.0	2.2	ug/L		08/07/12 18:28	1
Potassium	**3100**	**J**	5000	900	300	ug/L		08/07/12 18:28	1

Method: 6020/DOD - Metals (ICP/MS) - Total Recoverable

Analyte	Result	Qualifier	LOQ	LOD	DL	Unit	D	Analyzed	Dil Fac
Aluminum	60	U	60	60	20	ug/L		08/03/12 14:05	1
Antimony	0.50	U	2.0	0.50	0.21	ug/L		08/03/12 14:05	1
Beryllium	0.10	U Q	1.0	0.10	0.033	ug/L		08/03/12 14:05	1
Cadmium	**0.046**	**J**	2.0	0.070	0.023	ug/L		08/03/12 14:05	1
Iron	**24000**		150	100	44	ug/L		08/03/12 14:05	1
Sodium	**2400**		1000	400	160	ug/L		08/03/12 14:05	1
Thallium	1.0	U	2.0	1.0	0.32	ug/L		08/03/12 14:05	1
Zinc	**10**	**J**	40	20	8.8	ug/L		08/03/12 14:05	1

Method: 7470A/DOD - Mercury (CVAA)

Analyte	Result	Qualifier	LOQ	LOD	DL	Unit	D	Analyzed	Dil Fac
Hg	0.20	U	0.20	0.20	0.12	ug/L		07/27/12 11:05	1

Client Sample ID: FWGLL3MW-244-0117-GW
Date Collected: 07/23/12 16:27
Date Received: 07/24/12 07:00

Lab Sample ID: 240-13441-44
Matrix: Water

Method: 8260B/DoD - Volatile Organic Compounds (GC/MS)

Analyte	Result	Qualifier	LOQ	LOD	DL	Unit	D	Analyzed	Dil Fac
1,1,1-Trichloroethane	0.25	U	1.0	0.25	0.22	ug/L		07/30/12 17:49	1
1,1,2,2-Tetrachloroethane	0.25	U	1.0	0.25	0.18	ug/L		07/30/12 17:49	1
1,1,2-Trichloroethane	0.50	U	1.0	0.50	0.27	ug/L		07/30/12 17:49	1
1,1-Dichloroethane	0.25	U	1.0	0.25	0.15	ug/L		07/30/12 17:49	1
1,1-Dichloroethene	0.25	U	1.0	0.25	0.19	ug/L		07/30/12 17:49	1
1,2-Dichloroethane	0.25	U	1.0	0.25	0.22	ug/L		07/30/12 17:49	1
1,2-Dichloroethene, Total	0.50	U	2.0	0.50	0.34	ug/L		07/30/12 17:49	1
1,2-Dichloropropane	0.25	U	1.0	0.25	0.18	ug/L		07/30/12 17:49	1
2-Hexanone	0.50	U	10	0.50	0.41	ug/L		07/30/12 17:49	1
Bromochloromethane	0.50	U	1.0	0.50	0.29	ug/L		07/30/12 17:49	1
Acetone	1.1	U	10	1.1	1.1	ug/L		07/30/12 17:49	1
Benzene	0.25	U	1.0	0.25	0.13	ug/L		07/30/12 17:49	1
Bromoform	0.64	U	1.0	0.64	0.64	ug/L		07/30/12 17:49	1
Bromomethane	0.50	U	1.0	0.50	0.41	ug/L		07/30/12 17:49	1
Carbon disulfide	0.25	U	1.0	0.25	0.13	ug/L		07/30/12 17:49	1
Carbon tetrachloride	0.25	U	1.0	0.25	0.13	ug/L		07/30/12 17:49	1
Chlorobenzene	0.25	U	1.0	0.25	0.15	ug/L		07/30/12 17:49	1
Chloroethane	0.50	U	1.0	0.50	0.29	ug/L		07/30/12 17:49	1
Chloroform	0.25	U	1.0	0.25	0.16	ug/L		07/30/12 17:49	1
Chloromethane	0.50	U	1.0	0.50	0.30	ug/L		07/30/12 17:49	1
cis-1,2-Dichloroethene	0.25	U	1.0	0.25	0.17	ug/L		07/30/12 17:49	1
cis-1,3-Dichloropropene	0.25	U	1.0	0.25	0.14	ug/L		07/30/12 17:49	1
Bromodichloromethane	0.25	U	1.0	0.25	0.15	ug/L		07/30/12 17:49	1
Ethylbenzene	0.25	U	1.0	0.25	0.17	ug/L		07/30/12 17:49	1
1,2-Dibromoethane	0.25	U	1.0	0.25	0.24	ug/L		07/30/12 17:49	1
m-Xylene & p-Xylene	0.50	U	2.0	0.50	0.24	ug/L		07/30/12 17:49	1
2-Butanone (MEK)	0.57	U	10	0.57	0.57	ug/L		07/30/12 17:49	1
4-Methyl-2-pentanone (MIBK)	0.50	U	10	0.50	0.32	ug/L		07/30/12 17:49	1
Methylene Chloride	0.50	U	1.0	0.50	0.33	ug/L		07/30/12 17:49	1
o-Xylene	0.25	U	1.0	0.25	0.14	ug/L		07/30/12 17:49	1
Styrene	0.25	U	1.0	0.25	0.11	ug/L		07/30/12 17:49	1
Tetrachloroethene	0.50	U	1.0	0.50	0.29	ug/L		07/30/12 17:49	1
Toluene	0.25	U	1.0	0.25	0.13	ug/L		07/30/12 17:49	1
trans-1,2-Dichloroethene	0.25	U	1.0	0.25	0.19	ug/L		07/30/12 17:49	1
trans-1,3-Dichloropropene	0.25	U	1.0	0.25	0.19	ug/L		07/30/12 17:49	1
Trichloroethene	0.25	U	1.0	0.25	0.17	ug/L		07/30/12 17:49	1
Vinyl chloride	0.25	U	1.0	0.25	0.22	ug/L		07/30/12 17:49	1
Xylenes, Total	0.75	U	2.0	0.75	0.28	ug/L		07/30/12 17:49	1
Dibromochloromethane	0.25	U	1.0	0.25	0.18	ug/L		07/30/12 17:49	1

Surrogate	*%Recovery*	*Qualifier*	*Limits*	*Prepared*	*Analyzed*	*Dil Fac*
1,2-Dichloroethane-d4 (Surr)	*109*		*70 - 120*		*07/30/12 17:49*	*1*
4-Bromofluorobenzene (Surr)	*89*		*75 - 120*		*07/30/12 17:49*	*1*
Toluene-d8 (Surr)	*87*		*85 - 120*		*07/30/12 17:49*	*1*
Dibromofluoromethane (Surr)	*101*		*85 - 115*		*07/30/12 17:49*	*1*

Method: 8081/DOD - Organochlorine Pesticides (GC)

Analyte	Result	Qualifier	LOQ	LOD	DL	Unit	D	Analyzed	Dil Fac
4,4'-DDD	0.0095	U	0.048	0.0095	0.0091	ug/L		08/02/12 09:34	1
4,4'-DDE	0.0095	U	0.048	0.0095	0.0092	ug/L		08/02/12 09:34	1

Client Sample ID: FWGLL3MW-244-0117-GW
Date Collected: 07/23/12 16:27
Date Received: 07/24/12 07:00

Lab Sample ID: 240-13441-44
Matrix: Water

Method: 8081/DOD - Organochlorine Pesticides (GC) (Continued)

Analyte	Result	Qualifier	LOQ	LOD	DL	Unit	D	Analyzed	Dil Fac
4,4'-DDT	0.029	U	0.048	0.029	0.015	ug/L		08/02/12 09:34	1
Aldrin	0.0095	U	0.029	0.0095	0.0078	ug/L		08/02/12 09:34	1
alpha-BHC	0.0095	U	0.029	0.0095	0.0067	ug/L		08/02/12 09:34	1
alpha-Chlordane	0.013	U	0.048	0.013	0.013	ug/L		08/02/12 09:34	1
beta-BHC	0.0095	U	0.048	0.0095	0.0080	ug/L		08/02/12 09:34	1
delta-BHC	0.0095	U	0.048	0.0095	0.0083	ug/L		08/02/12 09:34	1
Dieldrin	0.0095	U	0.029	0.0095	0.0071	ug/L		08/02/12 09:34	1
Endosulfan I	0.012	U	0.048	0.012	0.012	ug/L		08/02/12 09:34	1
Endosulfan II	0.011	U	0.048	0.011	0.011	ug/L		08/02/12 09:34	1
Endosulfan sulfate	0.010	U	0.048	0.010	0.010	ug/L		08/02/12 09:34	1
Endrin	0.010	U	0.048	0.010	0.010	ug/L		08/02/12 09:34	1
Endrin aldehyde	0.010	U	0.048	0.010	0.010	ug/L		08/02/12 09:34	1
Endrin ketone	0.0095	U	0.048	0.0095	0.0074	ug/L		08/02/12 09:34	1
gamma-BHC (Lindane)	0.0095	U	0.048	0.0095	0.0061	ug/L		08/02/12 09:34	1
gamma-Chlordane	0.011	U	0.048	0.011	0.011	ug/L		08/02/12 09:34	1
Heptachlor	0.0095	U	0.029	0.0095	0.0076	ug/L		08/02/12 09:34	1
Heptachlor epoxide	0.0095	U	0.029	0.0095	0.0068	ug/L		08/02/12 09:34	1
Methoxychlor	0.030	U	0.095	0.030	0.030	ug/L		08/02/12 09:34	1
Toxaphene	0.48	U	1.9	0.48	0.30	ug/L		08/02/12 09:34	1

Surrogate	*%Recovery*	*Qualifier*	*Limits*	*Prepared*	*Analyzed*	*Dil Fac*
DCB Decachlorobiphenyl	*80*		*30 - 135*	*07/25/12 08:43*	*08/02/12 09:34*	*1*
DCB Decachlorobiphenyl	*101*		*30 - 135*	*07/25/12 08:43*	*08/02/12 09:34*	*1*
Tetrachloro-m-xylene	*91*		*25 - 140*	*07/25/12 08:43*	*08/02/12 09:34*	*1*
Tetrachloro-m-xylene	*88*		*25 - 140*	*07/25/12 08:43*	*08/02/12 09:34*	*1*

Method: 8082/DOD - Polychlorinated Biphenyls (PCBs) by Gas Chromatography

Analyte	Result	Qualifier	LOQ	LOD	DL	Unit	D	Analyzed	Dil Fac
Aroclor-1016	0.19	U	0.48	0.19	0.16	ug/L		08/01/12 04:50	1
Aroclor-1221	0.19	U	0.48	0.19	0.12	ug/L		08/01/12 04:50	1
Aroclor-1232	0.19	U	0.48	0.19	0.15	ug/L		08/01/12 04:50	1
Aroclor-1242	0.38	U	0.48	0.38	0.21	ug/L		08/01/12 04:50	1
Aroclor-1248	0.19	U	0.48	0.19	0.095	ug/L		08/01/12 04:50	1
Aroclor-1254	0.19	U	0.48	0.19	0.15	ug/L		08/01/12 04:50	1
Aroclor-1260	0.19	U	0.48	0.19	0.16	ug/L		08/01/12 04:50	1

Surrogate	*%Recovery*	*Qualifier*	*Limits*	*Prepared*	*Analyzed*	*Dil Fac*
Tetrachloro-m-xylene	*76*		*40 - 140*	*07/25/12 08:47*	*08/01/12 04:50*	*1*
Tetrachloro-m-xylene	*81*		*40 - 140*	*07/25/12 08:47*	*08/01/12 04:50*	*1*
DCB Decachlorobiphenyl	*71*		*40 - 135*	*07/25/12 08:47*	*08/01/12 04:50*	*1*
DCB Decachlorobiphenyl	*80*		*40 - 135*	*07/25/12 08:47*	*08/01/12 04:50*	*1*

Method: 8330 (Modified) - Organic Compounds by UV/HPLC - Dissolved

Analyte	Result	Qualifier	LOQ	LOD	DL	Unit	D	Analyzed	Dil Fac
Nitroguanidine	6.0 U		20	6.0	2.4	ug/L		07/27/12 22:20	1

Method: 8330/8330A - Nitroaromatics & Nitramines: Explosives (8330/A)

Analyte	Result	Qualifier	LOQ	LOD	DL	Unit	D	Analyzed	Dil Fac
Nitroglycerin	0.51 U		0.66	0.51	0.34	ug/L		08/02/12 06:37	1.02
PETN	0.51 U		0.66	0.51	0.31	ug/L		08/02/12 06:37	1.02
2-Amino-4,6-dinitrotoluene	**0.66**		0.20	0.10	0.017	ug/L		08/02/12 06:37	1.02

Client: Environmental Quality Mgt., Inc.
Project/Site: RVAAP (OH)

TestAmerica Job ID: 240-13441-1

Client Sample ID: FWGLL3MW-244-0117-GW
Date Collected: 07/23/12 16:27
Date Received: 07/24/12 07:00

Lab Sample ID: 240-13441-44
Matrix: Water

Method: 8330/8330A - Nitroaromatics & Nitramines: Explosives (8330/A) (Continued)

Analyte	Result	Qualifier	LOQ	LOD	DL	Unit	D	Analyzed	Dil Fac
4-Amino-2,6-dinitrotoluene	**0.63**		0.10	0.10	0.051	ug/L		08/02/12 06:37	1.02
1,3-Dinitrobenzene	0.10 U		0.10	0.10	0.051	ug/L		08/02/12 06:37	1.02
2,4-Dinitrotoluene	0.10 U		0.10	0.10	0.051	ug/L		08/02/12 06:37	1.02
2,6-Dinitrotoluene	0.10 U		0.10	0.10	0.051	ug/L		08/02/12 06:37	1.02
HMX	0.051 U		0.10	0.051	0.037	ug/L		08/02/12 06:37	1.02
Nitrobenzene	0.10 U		0.10	0.10	0.051	ug/L		08/02/12 06:37	1.02
2-Nitrotoluene	0.10 U		0.51	0.10	0.090	ug/L		08/02/12 06:37	1.02
3-Nitrotoluene	0.10 U		0.51	0.10	0.058	ug/L		08/02/12 06:37	1.02
4-Nitrotoluene	0.10 U		0.66	0.10	0.090	ug/L		08/02/12 06:37	1.02
RDX	**0.32**		0.10	0.051	0.037	ug/L		08/02/12 06:37	1.02
Tetryl	0.10 U		0.10	0.10	0.051	ug/L		08/02/12 06:37	1.02
1,3,5-Trinitrobenzene	0.051 U		0.10	0.051	0.031	ug/L		08/02/12 06:37	1.02
2,4,6-Trinitrotoluene	0.10 U		0.10	0.10	0.051	ug/L		08/02/12 06:37	1.02

Surrogate	*%Recovery*	*Qualifier*	*Limits*	*Prepared*	*Analyzed*	*Dil Fac*
3,4-Dinitrotoluene	*103*		*79 - 111*	*07/30/12 06:30*	*08/02/12 06:37*	*1.02*

General Chemistry

Analyte	Result	Qualifier	LOQ	LOD	DL	Unit	D	Analyzed	Dil Fac
Cyanide, Total	0.010 U		0.010	0.010	0.0050	mg/L		07/26/12 13:13	1
Nitrocellulose	1.0 U		2.0	1.0	0.48	mg/L		08/08/12 14:54	1

Client Sample ID: FWGLL3MW-244-0117-GF
Date Collected: 07/23/12 16:27
Date Received: 07/24/12 07:00

Lab Sample ID: 240-13441-45
Matrix: Water

Method: 6010B/DOD - Metals (ICP) - Total Recoverable

Analyte	Result	Qualifier	LOQ	LOD	DL	Unit	D	Analyzed	Dil Fac
Arsenic	10	U	10	10	3.3	ug/L		08/07/12 18:40	1
Chromium	4.0	U	7.0	4.0	1.4	ug/L		08/07/12 18:40	1
Cobalt	4.0	U	7.0	4.0	1.5	ug/L		08/07/12 18:40	1
Lead	5.0	U	10	5.0	1.7	ug/L		08/07/12 18:40	1
Selenium	10	U	15	10	4.0	ug/L		08/07/12 18:40	1
Silver	5.0	U	7.0	5.0	1.7	ug/L		08/07/12 18:40	1
Vanadium	4.0	U	7.0	4.0	1.3	ug/L		08/07/12 18:40	1
Barium	**16**	**J**	200	5.0	2.8	ug/L		08/07/12 18:40	1
Calcium	**24000**		5000	1000	630	ug/L		08/07/12 18:40	1
Copper	10	U	25	10	4.4	ug/L		08/07/12 18:40	1
Magnesium	**8000**		5000	300	120	ug/L		08/07/12 18:40	1
Manganese	**2.7**	**J**	15	5.0	1.8	ug/L		08/07/12 18:40	1
Nickel	5.0	U	40	5.0	2.2	ug/L		08/07/12 18:40	1
Potassium	**1300**	**J**	5000	900	300	ug/L		08/07/12 18:40	1

Method: 6020/DOD - Metals (ICP/MS) - Total Recoverable

Analyte	Result	Qualifier	LOQ	LOD	DL	Unit	D	Analyzed	Dil Fac
Aluminum	60	U	60	60	20	ug/L		08/03/12 14:09	1
Antimony	**0.34**	**J**	2.0	0.50	0.21	ug/L		08/03/12 14:09	1
Beryllium	0.10	U Q	1.0	0.10	0.033	ug/L		08/03/12 14:09	1
Cadmium	0.070	U	2.0	0.070	0.023	ug/L		08/03/12 14:09	1
Iron	100	U	150	100	44	ug/L		08/03/12 14:09	1
Sodium	**3200**		1000	400	160	ug/L		08/03/12 14:09	1
Thallium	1.0	U	2.0	1.0	0.32	ug/L		08/03/12 14:09	1
Zinc	20	U	40	20	8.8	ug/L		08/03/12 14:09	1

Method: 7470A/DOD - Mercury (CVAA)

Analyte	Result	Qualifier	LOQ	LOD	DL	Unit	D	Analyzed	Dil Fac
Hg	0.20	U	0.20	0.20	0.12	ug/L		07/27/12 11:07	1

Client Sample ID: FWGRQLMW-009C-0129-GW
Date Collected: 07/23/12 09:50
Date Received: 07/24/12 07:00

Lab Sample ID: 240-13441-2
Matrix: Water

Method: 8270C/DoD - Semivolatile Organic Compounds (GC/MS)

Analyte	Result	Qualifier	LOQ	LOD	DL	Unit	D	Analyzed	Dil Fac
Acenaphthene	0.095	U	0.19	0.095	0.095	ug/L		08/01/12 12:36	1
Acenaphthylene	0.095	U	0.19	0.095	0.095	ug/L		08/01/12 12:36	1
Anthracene	0.095	U	0.19	0.095	0.095	ug/L		08/01/12 12:36	1
Benzo[a]anthracene	0.095	U	0.19	0.095	0.095	ug/L		08/01/12 12:36	1
Benzo[a]pyrene	0.095	U	0.19	0.095	0.095	ug/L		08/01/12 12:36	1
Benzo[b]fluoranthene	0.095	U	0.19	0.095	0.095	ug/L		08/01/12 12:36	1
Benzo[g,h,i]perylene	0.095	U	0.19	0.095	0.095	ug/L		08/01/12 12:36	1
Benzoic acid	9.5	U	24	9.5	9.5	ug/L		08/01/12 12:36	1
Benzo[k]fluoranthene	0.095	U	0.19	0.095	0.095	ug/L		08/01/12 12:36	1
Benzyl alcohol	0.76	U	4.8	0.76	0.36	ug/L		08/01/12 12:36	1
Bis(2-chloroethoxy)methane	0.76	U	0.95	0.76	0.30	ug/L		08/01/12 12:36	1
Bis(2-chloroethyl)ether	0.095	U	0.95	0.095	0.095	ug/L		08/01/12 12:36	1
Bis(2-ethylhexyl) phthalate	0.76	U	1.9	0.76	0.76	ug/L		08/01/12 12:36	1
4-Bromophenyl phenyl ether	0.76	U	1.9	0.76	0.76	ug/L		08/01/12 12:36	1
Butyl benzyl phthalate	0.76	U	0.95	0.76	0.76	ug/L		08/01/12 12:36	1
Carbazole	0.76	U	0.95	0.76	0.27	ug/L		08/01/12 12:36	1
4-Chloroaniline	0.76	U	1.9	0.76	0.76	ug/L		08/01/12 12:36	1
4-Chloro-3-methylphenol	0.76	U	1.9	0.76	0.76	ug/L		08/01/12 12:36	1
2-Chloronaphthalene	0.095	U	0.95	0.095	0.095	ug/L		08/01/12 12:36	1
2-Chlorophenol	0.76	U	0.95	0.76	0.28	ug/L		08/01/12 12:36	1
4-Chlorophenyl phenyl ether	0.76	U	1.9	0.76	0.29	ug/L		08/01/12 12:36	1
Chrysene	0.095	U	0.19	0.095	0.095	ug/L		08/01/12 12:36	1
Dibenz(a,h)anthracene	0.095	U	0.19	0.095	0.095	ug/L		08/01/12 12:36	1
Dibenzofuran	0.095	U	0.95	0.095	0.095	ug/L		08/01/12 12:36	1
1,2-Dichlorobenzene	0.76	U	0.95	0.76	0.28	ug/L		08/01/12 12:36	1
1,3-Dichlorobenzene	0.76	U	0.95	0.76	0.76	ug/L		08/01/12 12:36	1
1,4-Dichlorobenzene	0.76	U	0.95	0.76	0.32	ug/L		08/01/12 12:36	1
3,3'-Dichlorobenzidine	0.76	U	4.8	0.76	0.35	ug/L		08/01/12 12:36	1
2,4-Dichlorophenol	0.76	U	1.9	0.76	0.76	ug/L		08/01/12 12:36	1
Diethyl phthalate	0.76	U	0.95	0.76	0.57	ug/L		08/01/12 12:36	1
2,4-Dimethylphenol	0.76	U	1.9	0.76	0.76	ug/L		08/01/12 12:36	1
Dimethyl phthalate	0.76	U	0.95	0.76	0.28	ug/L		08/01/12 12:36	1
Di-n-butyl phthalate	0.76	U	0.95	0.76	0.64	ug/L		08/01/12 12:36	1
4,6-Dinitro-2-methylphenol	2.3	U	4.8	2.3	2.3	ug/L		08/01/12 12:36	1
2,4-Dinitrophenol	2.3	U	4.8	2.3	2.3	ug/L		08/01/12 12:36	1
Di-n-octyl phthalate	0.76	U	0.95	0.76	0.76	ug/L		08/01/12 12:36	1
Fluoranthene	0.095	U	0.19	0.095	0.095	ug/L		08/01/12 12:36	1
Fluorene	0.095	U	0.19	0.095	0.095	ug/L		08/01/12 12:36	1
Hexachlorobenzene	0.095	U	0.19	0.095	0.095	ug/L		08/01/12 12:36	1
Hexachlorobutadiene	0.76	U	0.95	0.76	0.26	ug/L		08/01/12 12:36	1
Hexachlorocyclopentadiene	0.76	U	9.5	0.76	0.76	ug/L		08/01/12 12:36	1
Hexachloroethane	0.76	U	0.95	0.76	0.76	ug/L		08/01/12 12:36	1
Indeno[1,2,3-cd]pyrene	0.095	U	0.19	0.095	0.095	ug/L		08/01/12 12:36	1
Isophorone	0.76	U	0.95	0.76	0.26	ug/L		08/01/12 12:36	1
2-Methylnaphthalene	0.095	U	0.19	0.095	0.095	ug/L		08/01/12 12:36	1
2-Methylphenol	0.76	U	0.95	0.76	0.76	ug/L		08/01/12 12:36	1
3 & 4 Methylphenol	0.76	U	1.9	0.76	0.76	ug/L		08/01/12 12:36	1
Naphthalene	0.095	U	0.19	0.095	0.095	ug/L		08/01/12 12:36	1
2-Nitroaniline	0.76	U	1.9	0.76	0.76	ug/L		08/01/12 12:36	1

Client: Environmental Quality Mgt., Inc.
Project/Site: RVAAP (OH)

TestAmerica Job ID: 240-13441-2

Client Sample ID: FWGRQLMW-009C-0129-GW
Date Collected: 07/23/12 09:50
Date Received: 07/24/12 07:00

Lab Sample ID: 240-13441-2
Matrix: Water

Method: 8270C/DoD - Semivolatile Organic Compounds (GC/MS) (Continued)

Analyte	Result	Qualifier	LOQ	LOD	DL	Unit	D	Analyzed	Dil Fac
3-Nitroaniline	0.76	U	1.9	0.76	0.27	ug/L		08/01/12 12:36	1
4-Nitroaniline	0.76	U	1.9	0.76	0.76	ug/L		08/01/12 12:36	1
2-Nitrophenol	0.76	U	1.9	0.76	0.27	ug/L		08/01/12 12:36	1
4-Nitrophenol	2.3	U	4.8	2.3	2.3	ug/L		08/01/12 12:36	1
N-Nitrosodi-n-propylamine	0.76	U	0.95	0.76	0.76	ug/L		08/01/12 12:36	1
N-Nitrosodiphenylamine	0.76	U	0.95	0.76	0.30	ug/L		08/01/12 12:36	1
2,2'-oxybis[1-chloropropane]	0.76	U	0.95	0.76	0.38	ug/L		08/01/12 12:36	1
Pentachlorophenol	2.3	U	4.8	2.3	2.3	ug/L		08/01/12 12:36	1
Phenanthrene	0.095	U	0.19	0.095	0.095	ug/L		08/01/12 12:36	1
Phenol	0.76	U	0.95	0.76	0.57	ug/L		08/01/12 12:36	1
Pyrene	0.095	U	0.19	0.095	0.095	ug/L		08/01/12 12:36	1
1,2,4-Trichlorobenzene	0.76	U	0.95	0.76	0.27	ug/L		08/01/12 12:36	1
2,4,5-Trichlorophenol	0.76	U	4.8	0.76	0.29	ug/L		08/01/12 12:36	1
2,4,6-Trichlorophenol	0.76	U	4.8	0.76	0.76	ug/L		08/01/12 12:36	1

Surrogate	*%Recovery*	*Qualifier*	*Limits*	*Prepared*	*Analyzed*	*Dil Fac*
2-Fluorobiphenyl (Surr)	*56*		*50 - 110*	*07/25/12 09:38*	*08/01/12 12:36*	*1*
2-Fluorophenol (Surr)	*65*		*20 - 110*	*07/25/12 09:38*	*08/01/12 12:36*	*1*
Nitrobenzene-d5 (Surr)	*56*		*40 - 110*	*07/25/12 09:38*	*08/01/12 12:36*	*1*
Phenol-d5 (Surr)	*73*		*10 - 115*	*07/25/12 09:38*	*08/01/12 12:36*	*1*
Terphenyl-d14 (Surr)	*71*		*50 - 135*	*07/25/12 09:38*	*08/01/12 12:36*	*1*
2,4,6-Tribromophenol (Surr)	*84*		*40 - 125*	*07/25/12 09:38*	*08/01/12 12:36*	*1*

Client Sample ID: FWGRQLMW-DUP7-0145-GW
Date Collected: 07/23/12 11:00
Date Received: 07/24/12 07:00

Lab Sample ID: 240-13441-4
Matrix: Water

Method: 8270C/DoD - Semivolatile Organic Compounds (GC/MS)

Analyte	Result	Qualifier	LOQ	LOD	DL	Unit	D	Analyzed	Dil Fac
Acenaphthene	0.095	U	0.19	0.095	0.095	ug/L		08/01/12 12:55	1
Acenaphthylene	0.095	U	0.19	0.095	0.095	ug/L		08/01/12 12:55	1
Anthracene	0.095	U	0.19	0.095	0.095	ug/L		08/01/12 12:55	1
Benzo[a]anthracene	0.095	U	0.19	0.095	0.095	ug/L		08/01/12 12:55	1
Benzo[a]pyrene	0.095	U	0.19	0.095	0.095	ug/L		08/01/12 12:55	1
Benzo[b]fluoranthene	0.095	U	0.19	0.095	0.095	ug/L		08/01/12 12:55	1
Benzo[g,h,i]perylene	0.095	U	0.19	0.095	0.095	ug/L		08/01/12 12:55	1
Benzoic acid	9.5	U	24	9.5	9.5	ug/L		08/01/12 12:55	1
Benzo[k]fluoranthene	0.095	U	0.19	0.095	0.095	ug/L		08/01/12 12:55	1
Benzyl alcohol	0.76	U	4.8	0.76	0.36	ug/L		08/01/12 12:55	1
Bis(2-chloroethoxy)methane	0.76	U	0.95	0.76	0.30	ug/L		08/01/12 12:55	1
Bis(2-chloroethyl)ether	0.095	U	0.95	0.095	0.095	ug/L		08/01/12 12:55	1
Bis(2-ethylhexyl) phthalate	0.76	U	1.9	0.76	0.76	ug/L		08/01/12 12:55	1
4-Bromophenyl phenyl ether	0.76	U	1.9	0.76	0.76	ug/L		08/01/12 12:55	1
Butyl benzyl phthalate	0.76	U	0.95	0.76	0.76	ug/L		08/01/12 12:55	1
Carbazole	0.76	U	0.95	0.76	0.27	ug/L		08/01/12 12:55	1
4-Chloroaniline	0.76	U	1.9	0.76	0.76	ug/L		08/01/12 12:55	1
4-Chloro-3-methylphenol	0.76	U	1.9	0.76	0.76	ug/L		08/01/12 12:55	1
2-Chloronaphthalene	0.095	U	0.95	0.095	0.095	ug/L		08/01/12 12:55	1
2-Chlorophenol	0.76	U	0.95	0.76	0.28	ug/L		08/01/12 12:55	1
4-Chlorophenyl phenyl ether	0.76	U	1.9	0.76	0.29	ug/L		08/01/12 12:55	1
Chrysene	0.095	U	0.19	0.095	0.095	ug/L		08/01/12 12:55	1
Dibenz(a,h)anthracene	0.095	U	0.19	0.095	0.095	ug/L		08/01/12 12:55	1
Dibenzofuran	0.095	U	0.95	0.095	0.095	ug/L		08/01/12 12:55	1
1,2-Dichlorobenzene	0.76	U	0.95	0.76	0.28	ug/L		08/01/12 12:55	1
1,3-Dichlorobenzene	0.76	U	0.95	0.76	0.76	ug/L		08/01/12 12:55	1
1,4-Dichlorobenzene	0.76	U	0.95	0.76	0.32	ug/L		08/01/12 12:55	1
3,3'-Dichlorobenzidine	0.76	U	4.8	0.76	0.35	ug/L		08/01/12 12:55	1
2,4-Dichlorophenol	0.76	U	1.9	0.76	0.76	ug/L		08/01/12 12:55	1
Diethyl phthalate	0.76	U	0.95	0.76	0.57	ug/L		08/01/12 12:55	1
2,4-Dimethylphenol	0.76	U	1.9	0.76	0.76	ug/L		08/01/12 12:55	1
Dimethyl phthalate	0.76	U	0.95	0.76	0.28	ug/L		08/01/12 12:55	1
Di-n-butyl phthalate	0.76	U	0.95	0.76	0.64	ug/L		08/01/12 12:55	1
4,6-Dinitro-2-methylphenol	2.3	U	4.8	2.3	2.3	ug/L		08/01/12 12:55	1
2,4-Dinitrophenol	2.3	U	4.8	2.3	2.3	ug/L		08/01/12 12:55	1
Di-n-octyl phthalate	0.76	U	0.95	0.76	0.76	ug/L		08/01/12 12:55	1
Fluoranthene	0.095	U	0.19	0.095	0.095	ug/L		08/01/12 12:55	1
Fluorene	0.095	U	0.19	0.095	0.095	ug/L		08/01/12 12:55	1
Hexachlorobenzene	0.095	U	0.19	0.095	0.095	ug/L		08/01/12 12:55	1
Hexachlorobutadiene	0.76	U	0.95	0.76	0.26	ug/L		08/01/12 12:55	1
Hexachlorocyclopentadiene	0.76	U	9.5	0.76	0.76	ug/L		08/01/12 12:55	1
Hexachloroethane	0.76	U	0.95	0.76	0.76	ug/L		08/01/12 12:55	1
Indeno[1,2,3-cd]pyrene	0.095	U	0.19	0.095	0.095	ug/L		08/01/12 12:55	1
Isophorone	0.76	U	0.95	0.76	0.26	ug/L		08/01/12 12:55	1
2-Methylnaphthalene	0.095	U	0.19	0.095	0.095	ug/L		08/01/12 12:55	1
2-Methylphenol	0.76	U	0.95	0.76	0.76	ug/L		08/01/12 12:55	1
3 & 4 Methylphenol	0.76	U	1.9	0.76	0.76	ug/L		08/01/12 12:55	1
Naphthalene	0.095	U	0.19	0.095	0.095	ug/L		08/01/12 12:55	1
2-Nitroaniline	0.76	U	1.9	0.76	0.76	ug/L		08/01/12 12:55	1

Client: Environmental Quality Mgt., Inc.
Project/Site: RVAAP (OH)

TestAmerica Job ID: 240-13441-2

Client Sample ID: FWGRQLMW-DUP7-0145-GW
Date Collected: 07/23/12 11:00
Date Received: 07/24/12 07:00

Lab Sample ID: 240-13441-4
Matrix: Water

Method: 8270C/DoD - Semivolatile Organic Compounds (GC/MS) (Continued)

Analyte	Result	Qualifier	LOQ	LOD	DL	Unit	D	Analyzed	Dil Fac
3-Nitroaniline	0.76	U	1.9	0.76	0.27	ug/L		08/01/12 12:55	1
4-Nitroaniline	0.76	U	1.9	0.76	0.76	ug/L		08/01/12 12:55	1
2-Nitrophenol	0.76	U	1.9	0.76	0.27	ug/L		08/01/12 12:55	1
4-Nitrophenol	2.3	U	4.8	2.3	2.3	ug/L		08/01/12 12:55	1
N-Nitrosodi-n-propylamine	0.76	U	0.95	0.76	0.76	ug/L		08/01/12 12:55	1
N-Nitrosodiphenylamine	0.76	U	0.95	0.76	0.30	ug/L		08/01/12 12:55	1
2,2'-oxybis[1-chloropropane]	0.76	U	0.95	0.76	0.38	ug/L		08/01/12 12:55	1
Pentachlorophenol	2.3	U	4.8	2.3	2.3	ug/L		08/01/12 12:55	1
Phenanthrene	0.095	U	0.19	0.095	0.095	ug/L		08/01/12 12:55	1
Phenol	0.76	U	0.95	0.76	0.57	ug/L		08/01/12 12:55	1
Pyrene	0.095	U	0.19	0.095	0.095	ug/L		08/01/12 12:55	1
1,2,4-Trichlorobenzene	0.76	U	0.95	0.76	0.27	ug/L		08/01/12 12:55	1
2,4,5-Trichlorophenol	0.76	U	4.8	0.76	0.29	ug/L		08/01/12 12:55	1
2,4,6-Trichlorophenol	0.76	U	4.8	0.76	0.76	ug/L		08/01/12 12:55	1

Surrogate	*%Recovery*	*Qualifier*	*Limits*	*Prepared*	*Analyzed*	*Dil Fac*
2-Fluorobiphenyl (Surr)	*52*		*50 - 110*	*07/25/12 09:38*	*08/01/12 12:55*	*1*
2-Fluorophenol (Surr)	*57*		*20 - 110*	*07/25/12 09:38*	*08/01/12 12:55*	*1*
Nitrobenzene-d5 (Surr)	*51*		*40 - 110*	*07/25/12 09:38*	*08/01/12 12:55*	*1*
Phenol-d5 (Surr)	*66*		*10 - 115*	*07/25/12 09:38*	*08/01/12 12:55*	*1*
Terphenyl-d14 (Surr)	*74*		*50 - 135*	*07/25/12 09:38*	*08/01/12 12:55*	*1*
2,4,6-Tribromophenol (Surr)	*80*		*40 - 125*	*07/25/12 09:38*	*08/01/12 12:55*	*1*

Client Sample ID: FWGRQLMW-008C-0128-GW
Date Collected: 07/23/12 11:45
Date Received: 07/24/12 07:00

Lab Sample ID: 240-13441-6
Matrix: Water

Method: 8270C/DoD - Semivolatile Organic Compounds (GC/MS)

Analyte	Result	Qualifier	LOQ	LOD	DL	Unit	D	Analyzed	Dil Fac
Acenaphthene	0.096	U	0.19	0.096	0.096	ug/L		08/01/12 11:22	1
Acenaphthylene	0.096	U	0.19	0.096	0.096	ug/L		08/01/12 11:22	1
Anthracene	0.096	U	0.19	0.096	0.096	ug/L		08/01/12 11:22	1
Benzo[a]anthracene	0.096	U	0.19	0.096	0.096	ug/L		08/01/12 11:22	1
Benzo[a]pyrene	0.096	U J	0.19	0.096	0.096	ug/L		08/01/12 11:22	1
Benzo[b]fluoranthene	0.096	U	0.19	0.096	0.096	ug/L		08/01/12 11:22	1
Benzo[g,h,i]perylene	0.096	U	0.19	0.096	0.096	ug/L		08/01/12 11:22	1
Benzoic acid	9.6	U J	24	9.6	9.6	ug/L		08/01/12 11:22	1
Benzo[k]fluoranthene	0.096	U	0.19	0.096	0.096	ug/L		08/01/12 11:22	1
Benzyl alcohol	0.77	U	4.8	0.77	0.37	ug/L		08/01/12 11:22	1
Bis(2-chloroethoxy)methane	0.77	U	0.96	0.77	0.31	ug/L		08/01/12 11:22	1
Bis(2-chloroethyl)ether	0.096	U J	0.96	0.096	0.096	ug/L		08/01/12 11:22	1
Bis(2-ethylhexyl) phthalate	**0.87**	**J**	1.9	0.77	0.77	ug/L		08/01/12 11:22	1
4-Bromophenyl phenyl ether	0.77	U	1.9	0.77	0.77	ug/L		08/01/12 11:22	1
Butyl benzyl phthalate	0.77	U	0.96	0.77	0.77	ug/L		08/01/12 11:22	1
Carbazole	0.77	U	0.96	0.77	0.27	ug/L		08/01/12 11:22	1
4-Chloroaniline	0.77	U J	1.9	0.77	0.77	ug/L		08/01/12 11:22	1
4-Chloro-3-methylphenol	0.77	U	1.9	0.77	0.77	ug/L		08/01/12 11:22	1
2-Chloronaphthalene	0.096	U	0.96	0.096	0.096	ug/L		08/01/12 11:22	1
2-Chlorophenol	0.77	U	0.96	0.77	0.28	ug/L		08/01/12 11:22	1
4-Chlorophenyl phenyl ether	0.77	U	1.9	0.77	0.29	ug/L		08/01/12 11:22	1
Chrysene	0.096	U	0.19	0.096	0.096	ug/L		08/01/12 11:22	1
Dibenz(a,h)anthracene	0.096	U	0.19	0.096	0.096	ug/L		08/01/12 11:22	1
Dibenzofuran	0.096	U	0.96	0.096	0.096	ug/L		08/01/12 11:22	1
1,2-Dichlorobenzene	0.77	U	0.96	0.77	0.28	ug/L		08/01/12 11:22	1
1,3-Dichlorobenzene	0.77	U	0.96	0.77	0.77	ug/L		08/01/12 11:22	1
1,4-Dichlorobenzene	0.77	U	0.96	0.77	0.33	ug/L		08/01/12 11:22	1
3,3'-Dichlorobenzidine	0.77	U J	4.8	0.77	0.36	ug/L		08/01/12 11:22	1
2,4-Dichlorophenol	0.77	U	1.9	0.77	0.77	ug/L		08/01/12 11:22	1
Diethyl phthalate	0.77	U	0.96	0.77	0.58	ug/L		08/01/12 11:22	1
2,4-Dimethylphenol	0.77	U	1.9	0.77	0.77	ug/L		08/01/12 11:22	1
Dimethyl phthalate	0.77	U	0.96	0.77	0.28	ug/L		08/01/12 11:22	1
Di-n-butyl phthalate	0.77	U	0.96	0.77	0.64	ug/L		08/01/12 11:22	1
4,6-Dinitro-2-methylphenol	2.3	U	4.8	2.3	2.3	ug/L		08/01/12 11:22	1
2,4-Dinitrophenol	2.3	U	4.8	2.3	2.3	ug/L		08/01/12 11:22	1
Di-n-octyl phthalate	0.77	U J	0.96	0.77	0.77	ug/L		08/01/12 11:22	1
Fluoranthene	0.096	U	0.19	0.096	0.096	ug/L		08/01/12 11:22	1
Fluorene	**0.15**	**J**	0.19	0.096	0.096	ug/L		08/01/12 11:22	1
Hexachlorobenzene	0.096	U	0.19	0.096	0.096	ug/L		08/01/12 11:22	1
Hexachlorobutadiene	0.77	U	0.96	0.77	0.26	ug/L		08/01/12 11:22	1
Hexachlorocyclopentadiene	0.77	U	9.6	0.77	0.77	ug/L		08/01/12 11:22	1
Hexachloroethane	0.77	U	0.96	0.77	0.77	ug/L		08/01/12 11:22	1
Indeno[1,2,3-cd]pyrene	0.096	U	0.19	0.096	0.096	ug/L		08/01/12 11:22	1
Isophorone	0.77	U	0.96	0.77	0.26	ug/L		08/01/12 11:22	1
2-Methylnaphthalene	0.096	U	0.19	0.096	0.096	ug/L		08/01/12 11:22	1
2-Methylphenol	0.77	U	0.96	0.77	0.77	ug/L		08/01/12 11:22	1
3 & 4 Methylphenol	0.77	U	1.9	0.77	0.77	ug/L		08/01/12 11:22	1
Naphthalene	0.096	U	0.19	0.096	0.096	ug/L		08/01/12 11:22	1
2-Nitroaniline	0.77	U	1.9	0.77	0.77	ug/L		08/01/12 11:22	1

Client: Environmental Quality Mgt., Inc.
Project/Site: RVAAP (OH)

TestAmerica Job ID: 240-13441-2

Client Sample ID: FWGRQLMW-008C-0128-GW
Date Collected: 07/23/12 11:45
Date Received: 07/24/12 07:00

Lab Sample ID: 240-13441-6
Matrix: Water

Method: 8270C/DoD - Semivolatile Organic Compounds (GC/MS) (Continued)

Analyte	Result	Qualifier	LOQ	LOD	DL	Unit	D	Analyzed	Dil Fac
3-Nitroaniline	0.77	U J	1.9	0.77	0.27	ug/L		08/01/12 11:22	1
4-Nitroaniline	0.77	U	1.9	0.77	0.77	ug/L		08/01/12 11:22	1
2-Nitrophenol	0.77	U	1.9	0.77	0.27	ug/L		08/01/12 11:22	1
4-Nitrophenol	2.3	U	4.8	2.3	2.3	ug/L		08/01/12 11:22	1
N-Nitrosodi-n-propylamine	0.77	U	0.96	0.77	0.77	ug/L		08/01/12 11:22	1
N-Nitrosodiphenylamine	0.77	U	0.96	0.77	0.30	ug/L		08/01/12 11:22	1
2,2'-oxybis[1-chloropropane]	0.77	U	0.96	0.77	0.38	ug/L		08/01/12 11:22	1
Pentachlorophenol	2.3	U	4.8	2.3	2.3	ug/L		08/01/12 11:22	1
Phenanthrene	0.096	U	0.19	0.096	0.096	ug/L		08/01/12 11:22	1
Phenol	0.77	U	0.96	0.77	0.58	ug/L		08/01/12 11:22	1
Pyrene	0.096	U	0.19	0.096	0.096	ug/L		08/01/12 11:22	1
1,2,4-Trichlorobenzene	0.77	U	0.96	0.77	0.27	ug/L		08/01/12 11:22	1
2,4,5-Trichlorophenol	0.77	U	4.8	0.77	0.29	ug/L		08/01/12 11:22	1
2,4,6-Trichlorophenol	0.77	U	4.8	0.77	0.77	ug/L		08/01/12 11:22	1

Surrogate	*%Recovery*	*Qualifier*	*Limits*	*Prepared*	*Analyzed*	*Dil Fac*
2-Fluorobiphenyl (Surr)	*60*		*50 - 110*	*07/25/12 09:38*	*08/01/12 11:22*	*1*
2-Fluorophenol (Surr)	*64*		*20 - 110*	*07/25/12 09:38*	*08/01/12 11:22*	*1*
Nitrobenzene-d5 (Surr)	*56*		*40 - 110*	*07/25/12 09:38*	*08/01/12 11:22*	*1*
Phenol-d5 (Surr)	*74*		*10 - 115*	*07/25/12 09:38*	*08/01/12 11:22*	*1*
Terphenyl-d14 (Surr)	*65*		*50 - 135*	*07/25/12 09:38*	*08/01/12 11:22*	*1*
2,4,6-Tribromophenol (Surr)	*86*		*40 - 125*	*07/25/12 09:38*	*08/01/12 11:22*	*1*

Client Sample ID: FWGRQLMW-007C-0127-GW
Date Collected: 07/23/12 14:10
Date Received: 07/24/12 07:00

Lab Sample ID: 240-13441-8
Matrix: Water

Method: 8270C/DoD - Semivolatile Organic Compounds (GC/MS)

Analyte	Result	Qualifier	LOQ	LOD	DL	Unit	D	Analyzed	Dil Fac
Acenaphthene	0.095	U	0.19	0.095	0.095	ug/L		08/01/12 12:18	1
Acenaphthylene	0.095	U	0.19	0.095	0.095	ug/L		08/01/12 12:18	1
Anthracene	0.095	U	0.19	0.095	0.095	ug/L		08/01/12 12:18	1
Benzo[a]anthracene	0.095	U	0.19	0.095	0.095	ug/L		08/01/12 12:18	1
Benzo[a]pyrene	0.095	U	0.19	0.095	0.095	ug/L		08/01/12 12:18	1
Benzo[b]fluoranthene	0.095	U	0.19	0.095	0.095	ug/L		08/01/12 12:18	1
Benzo[g,h,i]perylene	0.095	U	0.19	0.095	0.095	ug/L		08/01/12 12:18	1
Benzoic acid	9.5	U	24	9.5	9.5	ug/L		08/01/12 12:18	1
Benzo[k]fluoranthene	0.095	U	0.19	0.095	0.095	ug/L		08/01/12 12:18	1
Benzyl alcohol	0.76	U	4.8	0.76	0.36	ug/L		08/01/12 12:18	1
Bis(2-chloroethoxy)methane	0.76	U	0.95	0.76	0.30	ug/L		08/01/12 12:18	1
Bis(2-chloroethyl)ether	0.095	U	0.95	0.095	0.095	ug/L		08/01/12 12:18	1
Bis(2-ethylhexyl) phthalate	0.76	U	1.9	0.76	0.76	ug/L		08/01/12 12:18	1
4-Bromophenyl phenyl ether	0.76	U	1.9	0.76	0.76	ug/L		08/01/12 12:18	1
Butyl benzyl phthalate	0.76	U	0.95	0.76	0.76	ug/L		08/01/12 12:18	1
Carbazole	0.76	U	0.95	0.76	0.27	ug/L		08/01/12 12:18	1
4-Chloroaniline	0.76	U	1.9	0.76	0.76	ug/L		08/01/12 12:18	1
4-Chloro-3-methylphenol	0.76	U	1.9	0.76	0.76	ug/L		08/01/12 12:18	1
2-Chloronaphthalene	0.095	U	0.95	0.095	0.095	ug/L		08/01/12 12:18	1
2-Chlorophenol	0.76	U	0.95	0.76	0.28	ug/L		08/01/12 12:18	1
4-Chlorophenyl phenyl ether	0.76	U	1.9	0.76	0.29	ug/L		08/01/12 12:18	1
Chrysene	0.095	U	0.19	0.095	0.095	ug/L		08/01/12 12:18	1
Dibenz(a,h)anthracene	0.095	U	0.19	0.095	0.095	ug/L		08/01/12 12:18	1
Dibenzofuran	0.095	U	0.95	0.095	0.095	ug/L		08/01/12 12:18	1
1,2-Dichlorobenzene	0.76	U	0.95	0.76	0.28	ug/L		08/01/12 12:18	1
1,3-Dichlorobenzene	0.76	U	0.95	0.76	0.76	ug/L		08/01/12 12:18	1
1,4-Dichlorobenzene	0.76	U	0.95	0.76	0.32	ug/L		08/01/12 12:18	1
3,3'-Dichlorobenzidine	0.76	U	4.8	0.76	0.35	ug/L		08/01/12 12:18	1
2,4-Dichlorophenol	0.76	U	1.9	0.76	0.76	ug/L		08/01/12 12:18	1
Diethyl phthalate	0.76	U	0.95	0.76	0.57	ug/L		08/01/12 12:18	1
2,4-Dimethylphenol	0.76	U	1.9	0.76	0.76	ug/L		08/01/12 12:18	1
Dimethyl phthalate	0.76	U	0.95	0.76	0.28	ug/L		08/01/12 12:18	1
Di-n-butyl phthalate	0.76	U	0.95	0.76	0.64	ug/L		08/01/12 12:18	1
4,6-Dinitro-2-methylphenol	2.3	U	4.8	2.3	2.3	ug/L		08/01/12 12:18	1
2,4-Dinitrophenol	2.3	U	4.8	2.3	2.3	ug/L		08/01/12 12:18	1
Di-n-octyl phthalate	0.76	U	0.95	0.76	0.76	ug/L		08/01/12 12:18	1
Fluoranthene	0.095	U	0.19	0.095	0.095	ug/L		08/01/12 12:18	1
Fluorene	0.095	U	0.19	0.095	0.095	ug/L		08/01/12 12:18	1
Hexachlorobenzene	0.095	U	0.19	0.095	0.095	ug/L		08/01/12 12:18	1
Hexachlorobutadiene	0.76	U	0.95	0.76	0.26	ug/L		08/01/12 12:18	1
Hexachlorocyclopentadiene	0.76	U	9.5	0.76	0.76	ug/L		08/01/12 12:18	1
Hexachloroethane	0.76	U	0.95	0.76	0.76	ug/L		08/01/12 12:18	1
Indeno[1,2,3-cd]pyrene	0.095	U	0.19	0.095	0.095	ug/L		08/01/12 12:18	1
Isophorone	0.76	U	0.95	0.76	0.26	ug/L		08/01/12 12:18	1
2-Methylnaphthalene	0.095	U	0.19	0.095	0.095	ug/L		08/01/12 12:18	1
2-Methylphenol	0.76	U	0.95	0.76	0.76	ug/L		08/01/12 12:18	1
3 & 4 Methylphenol	0.76	U	1.9	0.76	0.76	ug/L		08/01/12 12:18	1
Naphthalene	0.095	U	0.19	0.095	0.095	ug/L		08/01/12 12:18	1
2-Nitroaniline	0.76	U	1.9	0.76	0.76	ug/L		08/01/12 12:18	1

Client: Environmental Quality Mgt., Inc.
Project/Site: RVAAP (OH)

TestAmerica Job ID: 240-13441-2

Client Sample ID: FWGRQLMW-007C-0127-GW
Date Collected: 07/23/12 14:10
Date Received: 07/24/12 07:00

Lab Sample ID: 240-13441-8
Matrix: Water

Method: 8270C/DoD - Semivolatile Organic Compounds (GC/MS) (Continued)

Analyte	Result	Qualifier	LOQ	LOD	DL	Unit	D	Analyzed	Dil Fac
3-Nitroaniline	0.76	U	1.9	0.76	0.27	ug/L		08/01/12 12:18	1
4-Nitroaniline	0.76	U	1.9	0.76	0.76	ug/L		08/01/12 12:18	1
2-Nitrophenol	0.76	U	1.9	0.76	0.27	ug/L		08/01/12 12:18	1
4-Nitrophenol	2.3	U	4.8	2.3	2.3	ug/L		08/01/12 12:18	1
N-Nitrosodi-n-propylamine	0.76	U	0.95	0.76	0.76	ug/L		08/01/12 12:18	1
N-Nitrosodiphenylamine	0.76	U	0.95	0.76	0.30	ug/L		08/01/12 12:18	1
2,2'-oxybis[1-chloropropane]	0.76	U	0.95	0.76	0.38	ug/L		08/01/12 12:18	1
Pentachlorophenol	2.3	U	4.8	2.3	2.3	ug/L		08/01/12 12:18	1
Phenanthrene	0.095	U	0.19	0.095	0.095	ug/L		08/01/12 12:18	1
Phenol	0.76	U	0.95	0.76	0.57	ug/L		08/01/12 12:18	1
Pyrene	0.095	U	0.19	0.095	0.095	ug/L		08/01/12 12:18	1
1,2,4-Trichlorobenzene	0.76	U	0.95	0.76	0.27	ug/L		08/01/12 12:18	1
2,4,5-Trichlorophenol	0.76	U	4.8	0.76	0.29	ug/L		08/01/12 12:18	1
2,4,6-Trichlorophenol	0.76	U	4.8	0.76	0.76	ug/L		08/01/12 12:18	1

Surrogate	*%Recovery*	*Qualifier*	*Limits*	*Prepared*	*Analyzed*	*Dil Fac*
2-Fluorobiphenyl (Surr)	*49*	*Q*	*50 - 110*	*07/25/12 09:38*	*08/01/12 12:18*	*1*
2-Fluorophenol (Surr)	*51*		*20 - 110*	*07/25/12 09:38*	*08/01/12 12:18*	*1*
Nitrobenzene-d5 (Surr)	*46*		*40 - 110*	*07/25/12 09:38*	*08/01/12 12:18*	*1*
Phenol-d5 (Surr)	*67*		*10 - 115*	*07/25/12 09:38*	*08/01/12 12:18*	*1*
Terphenyl-d14 (Surr)	*74*		*50 - 135*	*07/25/12 09:38*	*08/01/12 12:18*	*1*
2,4,6-Tribromophenol (Surr)	*81*		*40 - 125*	*07/25/12 09:38*	*08/01/12 12:18*	*1*

Client: Environmental Quality Mgt., Inc.
Project/Site: RVAAP (OH)

TestAmerica Job ID: 240-13441-2

Client Sample ID: FWGLL2-265C-0114-GW
Date Collected: 07/23/12 15:25
Date Received: 07/24/12 07:00

Lab Sample ID: 240-13441-10
Matrix: Water

Method: 8270C/DoD - Semivolatile Organic Compounds (GC/MS)

Analyte	Result	Qualifier	LOQ	LOD	DL	Unit	D	Analyzed	Dil Fac
Bis(2-ethylhexyl) phthalate	**0.80**	**J**	1.9	0.76	0.76	ug/L		08/01/12 13:13	1
Butyl benzyl phthalate	0.76	U	0.95	0.76	0.76	ug/L		08/01/12 13:13	1
4-Chloro-3-methylphenol	0.76	U	1.9	0.76	0.76	ug/L		08/01/12 13:13	1
2-Chlorophenol	0.76	U	0.95	0.76	0.28	ug/L		08/01/12 13:13	1
2,4-Dichlorophenol	0.76	U	1.9	0.76	0.76	ug/L		08/01/12 13:13	1
Diethyl phthalate	0.76	U	0.95	0.76	0.57	ug/L		08/01/12 13:13	1
2,4-Dimethylphenol	0.76	U	1.9	0.76	0.76	ug/L		08/01/12 13:13	1
Dimethyl phthalate	0.76	U	0.95	0.76	0.28	ug/L		08/01/12 13:13	1
Di-n-butyl phthalate	0.76	U	0.95	0.76	0.64	ug/L		08/01/12 13:13	1
4,6-Dinitro-2-methylphenol	2.3	U	4.8	2.3	2.3	ug/L		08/01/12 13:13	1
2,4-Dinitrophenol	2.3	U	4.8	2.3	2.3	ug/L		08/01/12 13:13	1
Di-n-octyl phthalate	0.76	U	0.95	0.76	0.76	ug/L		08/01/12 13:13	1
2-Methylphenol	0.76	U	0.95	0.76	0.76	ug/L		08/01/12 13:13	1
3 & 4 Methylphenol	0.76	U	1.9	0.76	0.76	ug/L		08/01/12 13:13	1
2-Nitrophenol	0.76	U	1.9	0.76	0.27	ug/L		08/01/12 13:13	1
4-Nitrophenol	2.3	U	4.8	2.3	2.3	ug/L		08/01/12 13:13	1
Pentachlorophenol	2.3	U	4.8	2.3	2.3	ug/L		08/01/12 13:13	1
Phenol	0.76	U	0.95	0.76	0.57	ug/L		08/01/12 13:13	1
2,4,5-Trichlorophenol	0.76	U	4.8	0.76	0.29	ug/L		08/01/12 13:13	1
2,4,6-Trichlorophenol	0.76	U	4.8	0.76	0.76	ug/L		08/01/12 13:13	1

Surrogate	*%Recovery*	*Qualifier*	*Limits*	*Prepared*	*Analyzed*	*Dil Fac*
2-Fluorobiphenyl (Surr)	*49*	*Q*	*50 - 110*	*07/25/12 09:38*	*08/01/12 13:13*	*1*
2-Fluorophenol (Surr)	*41*		*20 - 110*	*07/25/12 09:38*	*08/01/12 13:13*	*1*
Nitrobenzene-d5 (Surr)	*50*		*40 - 110*	*07/25/12 09:38*	*08/01/12 13:13*	*1*
Phenol-d5 (Surr)	*40*		*10 - 115*	*07/25/12 09:38*	*08/01/12 13:13*	*1*
Terphenyl-d14 (Surr)	*81*		*50 - 135*	*07/25/12 09:38*	*08/01/12 13:13*	*1*
2,4,6-Tribromophenol (Surr)	*74*		*40 - 125*	*07/25/12 09:38*	*08/01/12 13:13*	*1*

Client Sample ID: FWGEQUIPRINSE1-0154-GW
Date Collected: 07/23/12 16:15
Date Received: 07/24/12 07:00

Lab Sample ID: 240-13441-12
Matrix: Water

Method: 8270C/DoD - Semivolatile Organic Compounds (GC/MS)

Analyte	Result	Qualifier	LOQ	LOD	DL	Unit	D	Analyzed	Dil Fac
Acenaphthene	0.095	U	0.19	0.095	0.095	ug/L		08/01/12 13:32	1
Acenaphthylene	0.095	U	0.19	0.095	0.095	ug/L		08/01/12 13:32	1
Anthracene	0.095	U	0.19	0.095	0.095	ug/L		08/01/12 13:32	1
Benzo[a]anthracene	0.095	U	0.19	0.095	0.095	ug/L		08/01/12 13:32	1
Benzo[a]pyrene	0.095	U	0.19	0.095	0.095	ug/L		08/01/12 13:32	1
Benzo[b]fluoranthene	0.095	U	0.19	0.095	0.095	ug/L		08/01/12 13:32	1
Benzo[g,h,i]perylene	0.095	U	0.19	0.095	0.095	ug/L		08/01/12 13:32	1
Benzoic acid	9.5	U	24	9.5	9.5	ug/L		08/01/12 13:32	1
Benzo[k]fluoranthene	0.095	U	0.19	0.095	0.095	ug/L		08/01/12 13:32	1
Benzyl alcohol	0.76	U	4.8	0.76	0.36	ug/L		08/01/12 13:32	1
Bis(2-chloroethoxy)methane	0.76	U	0.95	0.76	0.30	ug/L		08/01/12 13:32	1
Bis(2-chloroethyl)ether	0.095	U	0.95	0.095	0.095	ug/L		08/01/12 13:32	1
Bis(2-ethylhexyl) phthalate	0.76	U	1.9	0.76	0.76	ug/L		08/01/12 13:32	1
4-Bromophenyl phenyl ether	0.76	U	1.9	0.76	0.76	ug/L		08/01/12 13:32	1
Butyl benzyl phthalate	0.76	U	0.95	0.76	0.76	ug/L		08/01/12 13:32	1
Carbazole	0.76	U	0.95	0.76	0.27	ug/L		08/01/12 13:32	1
4-Chloroaniline	0.76	U	1.9	0.76	0.76	ug/L		08/01/12 13:32	1
4-Chloro-3-methylphenol	0.76	U	1.9	0.76	0.76	ug/L		08/01/12 13:32	1
2-Chloronaphthalene	0.095	U	0.95	0.095	0.095	ug/L		08/01/12 13:32	1
2-Chlorophenol	0.76	U	0.95	0.76	0.28	ug/L		08/01/12 13:32	1
4-Chlorophenyl phenyl ether	0.76	U	1.9	0.76	0.29	ug/L		08/01/12 13:32	1
Chrysene	0.095	U	0.19	0.095	0.095	ug/L		08/01/12 13:32	1
Dibenz(a,h)anthracene	0.095	U	0.19	0.095	0.095	ug/L		08/01/12 13:32	1
Dibenzofuran	0.095	U	0.95	0.095	0.095	ug/L		08/01/12 13:32	1
1,2-Dichlorobenzene	0.76	U	0.95	0.76	0.28	ug/L		08/01/12 13:32	1
1,3-Dichlorobenzene	0.76	U	0.95	0.76	0.76	ug/L		08/01/12 13:32	1
1,4-Dichlorobenzene	0.76	U	0.95	0.76	0.32	ug/L		08/01/12 13:32	1
3,3'-Dichlorobenzidine	0.76	U	4.8	0.76	0.35	ug/L		08/01/12 13:32	1
2,4-Dichlorophenol	0.76	U	1.9	0.76	0.76	ug/L		08/01/12 13:32	1
Diethyl phthalate	0.76	U	0.95	0.76	0.57	ug/L		08/01/12 13:32	1
2,4-Dimethylphenol	0.76	U	1.9	0.76	0.76	ug/L		08/01/12 13:32	1
Dimethyl phthalate	0.76	U	0.95	0.76	0.28	ug/L		08/01/12 13:32	1
Di-n-butyl phthalate	0.76	U	0.95	0.76	0.64	ug/L		08/01/12 13:32	1
4,6-Dinitro-2-methylphenol	2.3	U	4.8	2.3	2.3	ug/L		08/01/12 13:32	1
2,4-Dinitrophenol	2.3	U	4.8	2.3	2.3	ug/L		08/01/12 13:32	1
Di-n-octyl phthalate	0.76	U	0.95	0.76	0.76	ug/L		08/01/12 13:32	1
Fluoranthene	0.095	U	0.19	0.095	0.095	ug/L		08/01/12 13:32	1
Fluorene	0.095	U	0.19	0.095	0.095	ug/L		08/01/12 13:32	1
Hexachlorobenzene	0.095	U	0.19	0.095	0.095	ug/L		08/01/12 13:32	1
Hexachlorobutadiene	0.76	U	0.95	0.76	0.26	ug/L		08/01/12 13:32	1
Hexachlorocyclopentadiene	0.76	U	9.5	0.76	0.76	ug/L		08/01/12 13:32	1
Hexachloroethane	0.76	U	0.95	0.76	0.76	ug/L		08/01/12 13:32	1
Indeno[1,2,3-cd]pyrene	0.095	U	0.19	0.095	0.095	ug/L		08/01/12 13:32	1
Isophorone	0.76	U	0.95	0.76	0.26	ug/L		08/01/12 13:32	1
2-Methylnaphthalene	0.095	U	0.19	0.095	0.095	ug/L		08/01/12 13:32	1
2-Methylphenol	0.76	U	0.95	0.76	0.76	ug/L		08/01/12 13:32	1
3 & 4 Methylphenol	0.76	U	1.9	0.76	0.76	ug/L		08/01/12 13:32	1
Naphthalene	0.095	U	0.19	0.095	0.095	ug/L		08/01/12 13:32	1
2-Nitroaniline	0.76	U	1.9	0.76	0.76	ug/L		08/01/12 13:32	1

Client Sample ID: FWGEQUIPRINSE1-0154-GW
Date Collected: 07/23/12 16:15
Date Received: 07/24/12 07:00

Lab Sample ID: 240-13441-12
Matrix: Water

Method: 8270C/DoD - Semivolatile Organic Compounds (GC/MS) (Continued)

Analyte	Result	Qualifier	LOQ	LOD	DL	Unit	D	Analyzed	Dil Fac
3-Nitroaniline	0.76	U	1.9	0.76	0.27	ug/L		08/01/12 13:32	1
4-Nitroaniline	0.76	U	1.9	0.76	0.76	ug/L		08/01/12 13:32	1
2-Nitrophenol	0.76	U	1.9	0.76	0.27	ug/L		08/01/12 13:32	1
4-Nitrophenol	2.3	U	4.8	2.3	2.3	ug/L		08/01/12 13:32	1
N-Nitrosodi-n-propylamine	0.76	U	0.95	0.76	0.76	ug/L		08/01/12 13:32	1
N-Nitrosodiphenylamine	0.76	U	0.95	0.76	0.30	ug/L		08/01/12 13:32	1
2,2'-oxybis[1-chloropropane]	0.76	U	0.95	0.76	0.38	ug/L		08/01/12 13:32	1
Pentachlorophenol	2.3	U	4.8	2.3	2.3	ug/L		08/01/12 13:32	1
Phenanthrene	0.095	U	0.19	0.095	0.095	ug/L		08/01/12 13:32	1
Phenol	0.76	U	0.95	0.76	0.57	ug/L		08/01/12 13:32	1
Pyrene	0.095	U	0.19	0.095	0.095	ug/L		08/01/12 13:32	1
1,2,4-Trichlorobenzene	0.76	U	0.95	0.76	0.27	ug/L		08/01/12 13:32	1
2,4,5-Trichlorophenol	0.76	U	4.8	0.76	0.29	ug/L		08/01/12 13:32	1
2,4,6-Trichlorophenol	0.76	U	4.8	0.76	0.76	ug/L		08/01/12 13:32	1

Surrogate	*%Recovery*	*Qualifier*	*Limits*	*Prepared*	*Analyzed*	*Dil Fac*
2-Fluorobiphenyl (Surr)	*50*		*50 - 110*	*07/25/12 09:38*	*08/01/12 13:32*	*1*
2-Fluorophenol (Surr)	*57*		*20 - 110*	*07/25/12 09:38*	*08/01/12 13:32*	*1*
Nitrobenzene-d5 (Surr)	*50*		*40 - 110*	*07/25/12 09:38*	*08/01/12 13:32*	*1*
Phenol-d5 (Surr)	*61*		*10 - 115*	*07/25/12 09:38*	*08/01/12 13:32*	*1*
Terphenyl-d14 (Surr)	*77*		*50 - 135*	*07/25/12 09:38*	*08/01/12 13:32*	*1*
2,4,6-Tribromophenol (Surr)	*62*		*40 - 125*	*07/25/12 09:38*	*08/01/12 13:32*	*1*

Client: Environmental Quality Mgt., Inc.
Project/Site: RVAAP (OH)

TestAmerica Job ID: 240-13441-2

Client Sample ID: FWGLL2MW-059C-0113-GW
Date Collected: 07/23/12 17:00
Date Received: 07/24/12 07:00

Lab Sample ID: 240-13441-13
Matrix: Water

Method: 8270C/DoD - Semivolatile Organic Compounds (GC/MS)

Analyte	Result	Qualifier	LOQ	LOD	DL	Unit	D	Analyzed	Dil Fac
Bis(2-ethylhexyl) phthalate	0.76	U	1.9	0.76	0.76	ug/L		08/01/12 13:50	1
Butyl benzyl phthalate	0.76	U	0.95	0.76	0.76	ug/L		08/01/12 13:50	1
4-Chloro-3-methylphenol	0.76	U	1.9	0.76	0.76	ug/L		08/01/12 13:50	1
2-Chlorophenol	0.76	U	0.95	0.76	0.28	ug/L		08/01/12 13:50	1
2,4-Dichlorophenol	0.76	U	1.9	0.76	0.76	ug/L		08/01/12 13:50	1
Diethyl phthalate	0.76	U	0.95	0.76	0.57	ug/L		08/01/12 13:50	1
2,4-Dimethylphenol	0.76	U	1.9	0.76	0.76	ug/L		08/01/12 13:50	1
Dimethyl phthalate	0.76	U	0.95	0.76	0.28	ug/L		08/01/12 13:50	1
Di-n-butyl phthalate	0.76	U	0.95	0.76	0.64	ug/L		08/01/12 13:50	1
4,6-Dinitro-2-methylphenol	2.3	U	4.8	2.3	2.3	ug/L		08/01/12 13:50	1
2,4-Dinitrophenol	2.3	U	4.8	2.3	2.3	ug/L		08/01/12 13:50	1
Di-n-octyl phthalate	0.76	U	0.95	0.76	0.76	ug/L		08/01/12 13:50	1
2-Methylphenol	0.76	U	0.95	0.76	0.76	ug/L		08/01/12 13:50	1
3 & 4 Methylphenol	0.76	U	1.9	0.76	0.76	ug/L		08/01/12 13:50	1
2-Nitrophenol	0.76	U	1.9	0.76	0.27	ug/L		08/01/12 13:50	1
4-Nitrophenol	2.3	U	4.8	2.3	2.3	ug/L		08/01/12 13:50	1
Pentachlorophenol	2.3	U	4.8	2.3	2.3	ug/L		08/01/12 13:50	1
Phenol	0.76	U	0.95	0.76	0.57	ug/L		08/01/12 13:50	1
2,4,5-Trichlorophenol	0.76	U	4.8	0.76	0.29	ug/L		08/01/12 13:50	1
2,4,6-Trichlorophenol	0.76	U	4.8	0.76	0.76	ug/L		08/01/12 13:50	1

Surrogate	*%Recovery*	*Qualifier*	*Limits*	*Prepared*	*Analyzed*	*Dil Fac*
2-Fluorobiphenyl (Surr)	*47*	*Q*	*50 - 110*	*07/25/12 09:38*	*08/01/12 13:50*	*1*
2-Fluorophenol (Surr)	*52*		*20 - 110*	*07/25/12 09:38*	*08/01/12 13:50*	*1*
Nitrobenzene-d5 (Surr)	*48*		*40 - 110*	*07/25/12 09:38*	*08/01/12 13:50*	*1*
Phenol-d5 (Surr)	*60*		*10 - 115*	*07/25/12 09:38*	*08/01/12 13:50*	*1*
Terphenyl-d14 (Surr)	*87*		*50 - 135*	*07/25/12 09:38*	*08/01/12 13:50*	*1*
2,4,6-Tribromophenol (Surr)	*77*		*40 - 125*	*07/25/12 09:38*	*08/01/12 13:50*	*1*

Client: Environmental Quality Mgt., Inc.
Project/Site: RVAAP (OH)

TestAmerica Job ID: 240-13441-2

Client Sample ID: FWGSCFMW-004-0131-GW
Date Collected: 07/23/12 10:08
Date Received: 07/24/12 07:00

Lab Sample ID: 240-13441-16
Matrix: Water

Method: 8270C/DoD - Semivolatile Organic Compounds (GC/MS)

Analyte	Result	Qualifier	LOQ	LOD	DL	Unit	D	Analyzed	Dil Fac
Bis(2-ethylhexyl) phthalate	0.76	U	1.9	0.76	0.76	ug/L		08/01/12 14:46	1
Butyl benzyl phthalate	0.76	U	0.95	0.76	0.76	ug/L		08/01/12 14:46	1
4-Chloro-3-methylphenol	0.76	U	1.9	0.76	0.76	ug/L		08/01/12 14:46	1
2-Chlorophenol	0.76	U	0.95	0.76	0.28	ug/L		08/01/12 14:46	1
2,4-Dichlorophenol	0.76	U	1.9	0.76	0.76	ug/L		08/01/12 14:46	1
Diethyl phthalate	0.76	U	0.95	0.76	0.57	ug/L		08/01/12 14:46	1
2,4-Dimethylphenol	0.76	U	1.9	0.76	0.76	ug/L		08/01/12 14:46	1
Dimethyl phthalate	0.76	U	0.95	0.76	0.28	ug/L		08/01/12 14:46	1
Di-n-butyl phthalate	0.76	U	0.95	0.76	0.64	ug/L		08/01/12 14:46	1
4,6-Dinitro-2-methylphenol	2.3	U	4.8	2.3	2.3	ug/L		08/01/12 14:46	1
2,4-Dinitrophenol	2.3	U	4.8	2.3	2.3	ug/L		08/01/12 14:46	1
Di-n-octyl phthalate	0.76	U	0.95	0.76	0.76	ug/L		08/01/12 14:46	1
2-Methylphenol	0.76	U	0.95	0.76	0.76	ug/L		08/01/12 14:46	1
3 & 4 Methylphenol	0.76	U	1.9	0.76	0.76	ug/L		08/01/12 14:46	1
2-Nitrophenol	0.76	U	1.9	0.76	0.27	ug/L		08/01/12 14:46	1
4-Nitrophenol	2.3	U	4.8	2.3	2.3	ug/L		08/01/12 14:46	1
Pentachlorophenol	2.3	U	4.8	2.3	2.3	ug/L		08/01/12 14:46	1
Phenol	0.76	U	0.95	0.76	0.57	ug/L		08/01/12 14:46	1
2,4,5-Trichlorophenol	0.76	U	4.8	0.76	0.29	ug/L		08/01/12 14:46	1
2,4,6-Trichlorophenol	0.76	U	4.8	0.76	0.76	ug/L		08/01/12 14:46	1

Surrogate	*%Recovery*	*Qualifier*	*Limits*	*Prepared*	*Analyzed*	*Dil Fac*
2-Fluorobiphenyl (Surr)	*43*	*Q*	*50 - 110*	*07/25/12 09:38*	*08/01/12 14:46*	*1*
2-Fluorophenol (Surr)	*50*		*20 - 110*	*07/25/12 09:38*	*08/01/12 14:46*	*1*
Nitrobenzene-d5 (Surr)	*44*		*40 - 110*	*07/25/12 09:38*	*08/01/12 14:46*	*1*
Phenol-d5 (Surr)	*54*		*10 - 115*	*07/25/12 09:38*	*08/01/12 14:46*	*1*
Terphenyl-d14 (Surr)	*82*		*50 - 135*	*07/25/12 09:38*	*08/01/12 14:46*	*1*
2,4,6-Tribromophenol (Surr)	*66*		*40 - 125*	*07/25/12 09:38*	*08/01/12 14:46*	*1*

Client Sample ID: FWGLL1MW-087-0112-GW
Date Collected: 07/23/12 11:04
Date Received: 07/24/12 07:00

Lab Sample ID: 240-13441-18
Matrix: Water

Method: 8270C/DoD - Semivolatile Organic Compounds (GC/MS)

Analyte	Result	Qualifier	LOQ	LOD	DL	Unit	D	Analyzed	Dil Fac
Acenaphthene	0.10	U	0.21	0.10	0.10	ug/L		08/01/12 14:09	1
Acenaphthylene	0.10	U	0.21	0.10	0.10	ug/L		08/01/12 14:09	1
Anthracene	0.10	U	0.21	0.10	0.10	ug/L		08/01/12 14:09	1
Benzo[a]anthracene	0.10	U	0.21	0.10	0.10	ug/L		08/01/12 14:09	1
Benzo[a]pyrene	0.10	U	0.21	0.10	0.10	ug/L		08/01/12 14:09	1
Benzo[b]fluoranthene	0.10	U	0.21	0.10	0.10	ug/L		08/01/12 14:09	1
Benzo[g,h,i]perylene	0.10	U	0.21	0.10	0.10	ug/L		08/01/12 14:09	1
Benzoic acid	10	U	26	10	10	ug/L		08/01/12 14:09	1
Benzo[k]fluoranthene	0.10	U	0.21	0.10	0.10	ug/L		08/01/12 14:09	1
Benzyl alcohol	0.83	U	5.2	0.83	0.40	ug/L		08/01/12 14:09	1
Bis(2-chloroethoxy)methane	0.83	U	1.0	0.83	0.33	ug/L		08/01/12 14:09	1
Bis(2-chloroethyl)ether	0.10	U	1.0	0.10	0.10	ug/L		08/01/12 14:09	1
Bis(2-ethylhexyl) phthalate	0.83	U	2.1	0.83	0.83	ug/L		08/01/12 14:09	1
4-Bromophenyl phenyl ether	0.83	U	2.1	0.83	0.83	ug/L		08/01/12 14:09	1
Butyl benzyl phthalate	0.83	U	1.0	0.83	0.83	ug/L		08/01/12 14:09	1
Carbazole	0.83	U	1.0	0.83	0.29	ug/L		08/01/12 14:09	1
4-Chloroaniline	0.83	U	2.1	0.83	0.83	ug/L		08/01/12 14:09	1
4-Chloro-3-methylphenol	0.83	U	2.1	0.83	0.83	ug/L		08/01/12 14:09	1
2-Chloronaphthalene	0.10	U	1.0	0.10	0.10	ug/L		08/01/12 14:09	1
2-Chlorophenol	0.83	U	1.0	0.83	0.30	ug/L		08/01/12 14:09	1
4-Chlorophenyl phenyl ether	0.83	U	2.1	0.83	0.31	ug/L		08/01/12 14:09	1
Chrysene	0.10	U	0.21	0.10	0.10	ug/L		08/01/12 14:09	1
Dibenz(a,h)anthracene	0.10	U	0.21	0.10	0.10	ug/L		08/01/12 14:09	1
Dibenzofuran	0.10	U	1.0	0.10	0.10	ug/L		08/01/12 14:09	1
1,2-Dichlorobenzene	0.83	U	1.0	0.83	0.30	ug/L		08/01/12 14:09	1
1,3-Dichlorobenzene	0.83	U	1.0	0.83	0.83	ug/L		08/01/12 14:09	1
1,4-Dichlorobenzene	0.83	U	1.0	0.83	0.35	ug/L		08/01/12 14:09	1
3,3'-Dichlorobenzidine	0.83	U	5.2	0.83	0.39	ug/L		08/01/12 14:09	1
2,4-Dichlorophenol	0.83	U	2.1	0.83	0.83	ug/L		08/01/12 14:09	1
Diethyl phthalate	0.83	U	1.0	0.83	0.62	ug/L		08/01/12 14:09	1
2,4-Dimethylphenol	0.83	U	2.1	0.83	0.83	ug/L		08/01/12 14:09	1
Dimethyl phthalate	0.83	U	1.0	0.83	0.30	ug/L		08/01/12 14:09	1
Di-n-butyl phthalate	0.83	U	1.0	0.83	0.70	ug/L		08/01/12 14:09	1
4,6-Dinitro-2-methylphenol	2.5	U	5.2	2.5	2.5	ug/L		08/01/12 14:09	1
2,4-Dinitrophenol	2.5	U	5.2	2.5	2.5	ug/L		08/01/12 14:09	1
Di-n-octyl phthalate	0.83	U	1.0	0.83	0.83	ug/L		08/01/12 14:09	1
Fluoranthene	0.10	U	0.21	0.10	0.10	ug/L		08/01/12 14:09	1
Fluorene	0.10	U	0.21	0.10	0.10	ug/L		08/01/12 14:09	1
Hexachlorobenzene	0.10	U	0.21	0.10	0.10	ug/L		08/01/12 14:09	1
Hexachlorobutadiene	0.83	U	1.0	0.83	0.28	ug/L		08/01/12 14:09	1
Hexachlorocyclopentadiene	0.83	U	10	0.83	0.83	ug/L		08/01/12 14:09	1
Hexachloroethane	0.83	U	1.0	0.83	0.83	ug/L		08/01/12 14:09	1
Indeno[1,2,3-cd]pyrene	0.10	U	0.21	0.10	0.10	ug/L		08/01/12 14:09	1
Isophorone	0.83	U	1.0	0.83	0.28	ug/L		08/01/12 14:09	1
2-Methylnaphthalene	0.10	U	0.21	0.10	0.10	ug/L		08/01/12 14:09	1
2-Methylphenol	0.83	U	1.0	0.83	0.83	ug/L		08/01/12 14:09	1
3 & 4 Methylphenol	0.83	U	2.1	0.83	0.83	ug/L		08/01/12 14:09	1
Naphthalene	0.10	U	0.21	0.10	0.10	ug/L		08/01/12 14:09	1
2-Nitroaniline	0.83	U	2.1	0.83	0.83	ug/L		08/01/12 14:09	1

Client: Environmental Quality Mgt., Inc.
Project/Site: RVAAP (OH)

TestAmerica Job ID: 240-13441-2

Client Sample ID: FWGLL1MW-087-0112-GW
Date Collected: 07/23/12 11:04
Date Received: 07/24/12 07:00

Lab Sample ID: 240-13441-18
Matrix: Water

Method: 8270C/DoD - Semivolatile Organic Compounds (GC/MS) (Continued)

Analyte	Result	Qualifier	LOQ	LOD	DL	Unit	D	Analyzed	Dil Fac
3-Nitroaniline	0.83	U	2.1	0.83	0.29	ug/L		08/01/12 14:09	1
4-Nitroaniline	0.83	U	2.1	0.83	0.83	ug/L		08/01/12 14:09	1
2-Nitrophenol	0.83	U	2.1	0.83	0.29	ug/L		08/01/12 14:09	1
4-Nitrophenol	2.5	U	5.2	2.5	2.5	ug/L		08/01/12 14:09	1
N-Nitrosodi-n-propylamine	0.83	U	1.0	0.83	0.83	ug/L		08/01/12 14:09	1
N-Nitrosodiphenylamine	0.83	U	1.0	0.83	0.32	ug/L		08/01/12 14:09	1
2,2'-oxybis[1-chloropropane]	0.83	U	1.0	0.83	0.42	ug/L		08/01/12 14:09	1
Pentachlorophenol	2.5	U	5.2	2.5	2.5	ug/L		08/01/12 14:09	1
Phenanthrene	0.10	U	0.21	0.10	0.10	ug/L		08/01/12 14:09	1
Phenol	0.83	U	1.0	0.83	0.62	ug/L		08/01/12 14:09	1
Pyrene	0.10	U	0.21	0.10	0.10	ug/L		08/01/12 14:09	1
1,2,4-Trichlorobenzene	0.83	U	1.0	0.83	0.29	ug/L		08/01/12 14:09	1
2,4,5-Trichlorophenol	0.83	U	5.2	0.83	0.31	ug/L		08/01/12 14:09	1
2,4,6-Trichlorophenol	0.83	U	5.2	0.83	0.83	ug/L		08/01/12 14:09	1

Surrogate	*%Recovery*	*Qualifier*	*Limits*	*Prepared*	*Analyzed*	*Dil Fac*
2-Fluorobiphenyl (Surr)	*44*	*Q*	*50 - 110*	*07/25/12 09:38*	*08/01/12 14:09*	*1*
2-Fluorophenol (Surr)	*50*		*20 - 110*	*07/25/12 09:38*	*08/01/12 14:09*	*1*
Nitrobenzene-d5 (Surr)	*45*		*40 - 110*	*07/25/12 09:38*	*08/01/12 14:09*	*1*
Phenol-d5 (Surr)	*55*		*10 - 115*	*07/25/12 09:38*	*08/01/12 14:09*	*1*
Terphenyl-d14 (Surr)	*70*		*50 - 135*	*07/25/12 09:38*	*08/01/12 14:09*	*1*
2,4,6-Tribromophenol (Surr)	*70*		*40 - 125*	*07/25/12 09:38*	*08/01/12 14:09*	*1*

Client: Environmental Quality Mgt., Inc.
Project/Site: RVAAP (OH)

TestAmerica Job ID: 240-13441-2

Client Sample ID: FWGLL1MW-065C-0110-GW
Date Collected: 07/23/12 13:32
Date Received: 07/24/12 07:00

Lab Sample ID: 240-13441-20
Matrix: Water

Method: 8270C/DoD - Semivolatile Organic Compounds (GC/MS)

Analyte	Result	Qualifier	LOQ	LOD	DL	Unit	D	Analyzed	Dil Fac
Bis(2-ethylhexyl) phthalate	**2.0**		1.9	0.76	0.76	ug/L		08/01/12 14:27	1
Butyl benzyl phthalate	0.76	U	0.95	0.76	0.76	ug/L		08/01/12 14:27	1
Diethyl phthalate	0.76	U	0.95	0.76	0.57	ug/L		08/01/12 14:27	1
Dimethyl phthalate	0.76	U	0.95	0.76	0.28	ug/L		08/01/12 14:27	1
Di-n-butyl phthalate	**0.75**	**J**	0.95	0.76	0.64	ug/L		08/01/12 14:27	1
Di-n-octyl phthalate	0.76	U	0.95	0.76	0.76	ug/L		08/01/12 14:27	1

Surrogate	*%Recovery*	*Qualifier*	*Limits*	*Prepared*	*Analyzed*	*Dil Fac*
2-Fluorobiphenyl (Surr)	*46*	*Q*	*50 - 110*	*07/25/12 09:38*	*08/01/12 14:27*	*1*
2-Fluorophenol (Surr)	*51*		*20 - 110*	*07/25/12 09:38*	*08/01/12 14:27*	*1*
Nitrobenzene-d5 (Surr)	*47*		*40 - 110*	*07/25/12 09:38*	*08/01/12 14:27*	*1*
Phenol-d5 (Surr)	*57*		*10 - 115*	*07/25/12 09:38*	*08/01/12 14:27*	*1*
Terphenyl-d14 (Surr)	*83*		*50 - 135*	*07/25/12 09:38*	*08/01/12 14:27*	*1*
2,4,6-Tribromophenol (Surr)	*58*		*40 - 125*	*07/25/12 09:38*	*08/01/12 14:27*	*1*

Client Sample ID: FWGLL1MW-086-0111-GW
Date Collected: 07/23/12 14:34
Date Received: 07/24/12 07:00

Lab Sample ID: 240-13441-22
Matrix: Water

Method: 8270C/DoD - Semivolatile Organic Compounds (GC/MS)

Analyte	Result	Qualifier	LOQ	LOD	DL	Unit	D	Analyzed	Dil Fac
Acenaphthene	0.095	U	0.19	0.095	0.095	ug/L		08/22/12 18:20	1
Acenaphthylene	0.095	U	0.19	0.095	0.095	ug/L		08/22/12 18:20	1
Anthracene	0.095	U	0.19	0.095	0.095	ug/L		08/22/12 18:20	1
Benzo[a]anthracene	0.095	U	0.19	0.095	0.095	ug/L		08/22/12 18:20	1
Benzo[a]pyrene	0.095	U J	0.19	0.095	0.095	ug/L		08/22/12 18:20	1
Benzo[b]fluoranthene	0.095	U	0.19	0.095	0.095	ug/L		08/22/12 18:20	1
Benzo[g,h,i]perylene	0.095	U J	0.19	0.095	0.095	ug/L		08/22/12 18:20	1
Benzoic acid	9.5	U M	24	9.5	9.5	ug/L		08/22/12 18:20	1
Benzo[k]fluoranthene	0.095	U	0.19	0.095	0.095	ug/L		08/22/12 18:20	1
Benzyl alcohol	0.76	U	4.8	0.76	0.36	ug/L		08/22/12 18:20	1
Bis(2-chloroethoxy)methane	0.76	U	0.95	0.76	0.30	ug/L		08/22/12 18:20	1
Bis(2-chloroethyl)ether	0.095	U	0.95	0.095	0.095	ug/L		08/22/12 18:20	1
Bis(2-ethylhexyl) phthalate	**1.0**	**J**	1.9	0.76	0.76	ug/L		08/22/12 18:20	1
4-Bromophenyl phenyl ether	0.76	U	1.9	0.76	0.76	ug/L		08/22/12 18:20	1
Butyl benzyl phthalate	0.76	U	0.95	0.76	0.76	ug/L		08/22/12 18:20	1
Carbazole	0.76	U	0.95	0.76	0.27	ug/L		08/22/12 18:20	1
4-Chloroaniline	0.76	U	1.9	0.76	0.76	ug/L		08/22/12 18:20	1
4-Chloro-3-methylphenol	0.76	U	1.9	0.76	0.76	ug/L		08/22/12 18:20	1
2-Chloronaphthalene	0.095	U Q J	0.95	0.095	0.095	ug/L		08/22/12 18:20	1
2-Chlorophenol	0.76	U	0.95	0.76	0.28	ug/L		08/22/12 18:20	1
4-Chlorophenyl phenyl ether	0.76	U	1.9	0.76	0.29	ug/L		08/22/12 18:20	1
Chrysene	0.095	U	0.19	0.095	0.095	ug/L		08/22/12 18:20	1
Dibenz(a,h)anthracene	0.095	U J	0.19	0.095	0.095	ug/L		08/22/12 18:20	1
Dibenzofuran	0.095	U	0.95	0.095	0.095	ug/L		08/22/12 18:20	1
1,2-Dichlorobenzene	0.76	U	0.95	0.76	0.28	ug/L		08/22/12 18:20	1
1,3-Dichlorobenzene	0.76	U	0.95	0.76	0.76	ug/L		08/22/12 18:20	1
1,4-Dichlorobenzene	0.76	U	0.95	0.76	0.32	ug/L		08/22/12 18:20	1
3,3'-Dichlorobenzidine	0.76	U J	4.8	0.76	0.35	ug/L		08/22/12 18:20	1
2,4-Dichlorophenol	0.76	U	1.9	0.76	0.76	ug/L		08/22/12 18:20	1
Diethyl phthalate	0.76	U	0.95	0.76	0.57	ug/L		08/22/12 18:20	1
2,4-Dimethylphenol	0.76	U	1.9	0.76	0.76	ug/L		08/22/12 18:20	1
Dimethyl phthalate	0.76	U	0.95	0.76	0.28	ug/L		08/22/12 18:20	1
Di-n-butyl phthalate	0.76	U	0.95	0.76	0.64	ug/L		08/22/12 18:20	1
4,6-Dinitro-2-methylphenol	2.3	U	4.8	2.3	2.3	ug/L		08/22/12 18:20	1
2,4-Dinitrophenol	2.3	U	4.8	2.3	2.3	ug/L		08/22/12 18:20	1
Di-n-octyl phthalate	0.76	U J	0.95	0.76	0.76	ug/L		08/22/12 18:20	1
Fluoranthene	0.095	U	0.19	0.095	0.095	ug/L		08/22/12 18:20	1
Fluorene	0.095	U	0.19	0.095	0.095	ug/L		08/22/12 18:20	1
Hexachlorobenzene	0.095	U	0.19	0.095	0.095	ug/L		08/22/12 18:20	1
Hexachlorobutadiene	0.76	U	0.95	0.76	0.26	ug/L		08/22/12 18:20	1
Hexachlorocyclopentadiene	0.76	U J	9.5	0.76	0.76	ug/L		08/22/12 18:20	1
Hexachloroethane	0.76	U	0.95	0.76	0.76	ug/L		08/22/12 18:20	1
Indeno[1,2,3-cd]pyrene	0.095	U J	0.19	0.095	0.095	ug/L		08/22/12 18:20	1
Isophorone	0.76	U	0.95	0.76	0.26	ug/L		08/22/12 18:20	1
2-Methylnaphthalene	0.095	U	0.19	0.095	0.095	ug/L		08/22/12 18:20	1
2-Methylphenol	0.76	U	0.95	0.76	0.76	ug/L		08/22/12 18:20	1
3 & 4 Methylphenol	0.76	U	1.9	0.76	0.76	ug/L		08/22/12 18:20	1
Naphthalene	0.095	U	0.19	0.095	0.095	ug/L		08/22/12 18:20	1
2-Nitroaniline	0.76	U	1.9	0.76	0.76	ug/L		08/22/12 18:20	1

Client: Environmental Quality Mgt., Inc.
Project/Site: RVAAP (OH)

TestAmerica Job ID: 240-13441-2

Client Sample ID: FWGLL1MW-086-0111-GW
Date Collected: 07/23/12 14:34
Date Received: 07/24/12 07:00

Lab Sample ID: 240-13441-22
Matrix: Water

Method: 8270C/DoD - Semivolatile Organic Compounds (GC/MS) (Continued)

Analyte	Result	Qualifier	LOQ	LOD	DL	Unit	D	Analyzed	Dil Fac
3-Nitroaniline	0.76	U	1.9	0.76	0.27	ug/L		08/22/12 18:20	1
4-Nitroaniline	0.76	U	1.9	0.76	0.76	ug/L		08/22/12 18:20	1
2-Nitrophenol	0.76	U	1.9	0.76	0.27	ug/L		08/22/12 18:20	1
4-Nitrophenol	2.3	U	4.8	2.3	2.3	ug/L		08/22/12 18:20	1
N-Nitrosodi-n-propylamine	0.76	U	0.95	0.76	0.76	ug/L		08/22/12 18:20	1
N-Nitrosodiphenylamine	0.76	U J	0.95	0.76	0.30	ug/L		08/22/12 18:20	1
2,2'-oxybis[1-chloropropane]	0.76	U	0.95	0.76	0.38	ug/L		08/22/12 18:20	1
Pentachlorophenol	2.3	U	4.8	2.3	2.3	ug/L		08/22/12 18:20	1
Phenanthrene	0.095	U	0.19	0.095	0.095	ug/L		08/22/12 18:20	1
Phenol	0.76	U	0.95	0.76	0.57	ug/L		08/22/12 18:20	1
Pyrene	0.095	U	0.19	0.095	0.095	ug/L		08/22/12 18:20	1
1,2,4-Trichlorobenzene	0.76	U	0.95	0.76	0.27	ug/L		08/22/12 18:20	1
2,4,5-Trichlorophenol	0.76	U	4.8	0.76	0.29	ug/L		08/22/12 18:20	1
2,4,6-Trichlorophenol	0.76	U	4.8	0.76	0.76	ug/L		08/22/12 18:20	1

Surrogate	*%Recovery*	*Qualifier*	*Limits*	*Prepared*	*Analyzed*	*Dil Fac*
2-Fluorobiphenyl (Surr)	*53*		*50 - 110*	*07/26/12 09:38*	*08/22/12 18:20*	*1*
2-Fluorophenol (Surr)	*67*		*20 - 110*	*07/26/12 09:38*	*08/22/12 18:20*	*1*
Nitrobenzene-d5 (Surr)	*59*		*40 - 110*	*07/26/12 09:38*	*08/22/12 18:20*	*1*
Phenol-d5 (Surr)	*69*		*10 - 115*	*07/26/12 09:38*	*08/22/12 18:20*	*1*
Terphenyl-d14 (Surr)	*72*		*50 - 135*	*07/26/12 09:38*	*08/22/12 18:20*	*1*
2,4,6-Tribromophenol (Surr)	*78*		*40 - 125*	*07/26/12 09:38*	*08/22/12 18:20*	*1*

Client: Environmental Quality Mgt., Inc.
Project/Site: RVAAP (OH)

TestAmerica Job ID: 240-13441-2

Client Sample ID: FWGLL12MW-182C-0101-GW
Date Collected: 07/23/12 17:04
Date Received: 07/24/12 07:00

Lab Sample ID: 240-13441-24
Matrix: Water

Method: 8270C/DoD - Semivolatile Organic Compounds (GC/MS)

Analyte	Result	Qualifier	LOQ	LOD	DL	Unit	D	Analyzed	Dil Fac
Bis(2-ethylhexyl) phthalate	**2.7**		2.0	0.81	0.81	ug/L		08/22/12 19:15	1
Butyl benzyl phthalate	0.81	U	1.0	0.81	0.81	ug/L		08/22/12 19:15	1
Diethyl phthalate	0.81	U	1.0	0.81	0.61	ug/L		08/22/12 19:15	1
Dimethyl phthalate	0.81	U	1.0	0.81	0.29	ug/L		08/22/12 19:15	1
Di-n-butyl phthalate	0.81	U	1.0	0.81	0.68	ug/L		08/22/12 19:15	1
Di-n-octyl phthalate	0.81	U	1.0	0.81	0.81	ug/L		08/22/12 19:15	1

Surrogate	*%Recovery*	*Qualifier*	*Limits*	*Prepared*	*Analyzed*	*Dil Fac*
2-Fluorobiphenyl (Surr)	*45*	*Q*	*50 - 110*	*07/26/12 09:38*	*08/22/12 19:15*	*1*
2-Fluorophenol (Surr)	*53*		*20 - 110*	*07/26/12 09:38*	*08/22/12 19:15*	*1*
Nitrobenzene-d5 (Surr)	*46*		*40 - 110*	*07/26/12 09:38*	*08/22/12 19:15*	*1*
Phenol-d5 (Surr)	*60*		*10 - 115*	*07/26/12 09:38*	*08/22/12 19:15*	*1*
Terphenyl-d14 (Surr)	*65*		*50 - 135*	*07/26/12 09:38*	*08/22/12 19:15*	*1*
2,4,6-Tribromophenol (Surr)	*78*		*40 - 125*	*07/26/12 09:38*	*08/22/12 19:15*	*1*

Client: Environmental Quality Mgt., Inc.
Project/Site: RVAAP (OH)

TestAmerica Job ID: 240-13441-2

Client Sample ID: FWGLL12MW-182SS-0102-GW
Date Collected: 07/23/12 17:28
Date Received: 07/24/12 07:00

Lab Sample ID: 240-13441-25
Matrix: Water

Method: 8270C/DoD - Semivolatile Organic Compounds (GC/MS)

Analyte	Result	Qualifier	LOQ	LOD	DL	Unit	D	Analyzed	Dil Fac
Bis(2-ethylhexyl) phthalate	**1.9**	**J**	2.0	0.82	0.82	ug/L		08/22/12 19:34	1
Butyl benzyl phthalate	0.82	U	1.0	0.82	0.82	ug/L		08/22/12 19:34	1
Diethyl phthalate	0.82	U	1.0	0.82	0.61	ug/L		08/22/12 19:34	1
Dimethyl phthalate	0.82	U	1.0	0.82	0.30	ug/L		08/22/12 19:34	1
Di-n-butyl phthalate	0.82	U	1.0	0.82	0.68	ug/L		08/22/12 19:34	1
Di-n-octyl phthalate	0.82	U	1.0	0.82	0.82	ug/L		08/22/12 19:34	1

Surrogate	*%Recovery*	*Qualifier*	*Limits*	*Prepared*	*Analyzed*	*Dil Fac*
2-Fluorobiphenyl (Surr)	*54*		*50 - 110*	*07/26/12 09:38*	*08/22/12 19:34*	*1*
2-Fluorophenol (Surr)	*64*		*20 - 110*	*07/26/12 09:38*	*08/22/12 19:34*	*1*
Nitrobenzene-d5 (Surr)	*56*		*40 - 110*	*07/26/12 09:38*	*08/22/12 19:34*	*1*
Phenol-d5 (Surr)	*66*		*10 - 115*	*07/26/12 09:38*	*08/22/12 19:34*	*1*
Terphenyl-d14 (Surr)	*73*		*50 - 135*	*07/26/12 09:38*	*08/22/12 19:34*	*1*
2,4,6-Tribromophenol (Surr)	*79*		*40 - 125*	*07/26/12 09:38*	*08/22/12 19:34*	*1*

Client: Environmental Quality Mgt., Inc.
Project/Site: RVAAP (OH)

TestAmerica Job ID: 240-13441-2

Client Sample ID: FWGLL1MW-064C-0109-GW
Date Collected: 07/23/12 10:19
Date Received: 07/24/12 07:00

Lab Sample ID: 240-13441-27
Matrix: Water

Method: 8270C/DoD - Semivolatile Organic Compounds (GC/MS)

Analyte	Result	Qualifier	LOQ	LOD	DL	Unit	D	Analyzed	Dil Fac
Bis(2-ethylhexyl) phthalate	**0.92**	**J**	1.9	0.76	0.76	ug/L		08/22/12 19:52	1
Butyl benzyl phthalate	0.76	U	0.95	0.76	0.76	ug/L		08/22/12 19:52	1
Diethyl phthalate	0.76	U	0.95	0.76	0.57	ug/L		08/22/12 19:52	1
Dimethyl phthalate	0.76	U	0.95	0.76	0.28	ug/L		08/22/12 19:52	1
Di-n-butyl phthalate	0.76	U	0.95	0.76	0.64	ug/L		08/22/12 19:52	1
Di-n-octyl phthalate	0.76	U	0.95	0.76	0.76	ug/L		08/22/12 19:52	1

Surrogate	*%Recovery*	*Qualifier*	*Limits*	*Prepared*	*Analyzed*	*Dil Fac*
2-Fluorobiphenyl (Surr)	*52*		*50 - 110*	*07/26/12 09:38*	*08/22/12 19:52*	*1*
2-Fluorophenol (Surr)	*57*		*20 - 110*	*07/26/12 09:38*	*08/22/12 19:52*	*1*
Nitrobenzene-d5 (Surr)	*52*		*40 - 110*	*07/26/12 09:38*	*08/22/12 19:52*	*1*
Phenol-d5 (Surr)	*60*		*10 - 115*	*07/26/12 09:38*	*08/22/12 19:52*	*1*
Terphenyl-d14 (Surr)	*66*		*50 - 135*	*07/26/12 09:38*	*08/22/12 19:52*	*1*
2,4,6-Tribromophenol (Surr)	*73*		*40 - 125*	*07/26/12 09:38*	*08/22/12 19:52*	*1*

Client Sample ID: FWGFWGMW-011-0091-GW
Date Collected: 07/23/12 11:49
Date Received: 07/24/12 07:00

Lab Sample ID: 240-13441-29
Matrix: Water

Method: 8270C/DoD - Semivolatile Organic Compounds (GC/MS)

Analyte	Result	Qualifier	LOQ	LOD	DL	Unit	D	Analyzed	Dil Fac
Acenaphthene	0.095	U	0.19	0.095	0.095	ug/L		08/22/12 20:11	1
Acenaphthylene	0.095	U	0.19	0.095	0.095	ug/L		08/22/12 20:11	1
Anthracene	0.095	U	0.19	0.095	0.095	ug/L		08/22/12 20:11	1
Benzo[a]anthracene	0.095	U	0.19	0.095	0.095	ug/L		08/22/12 20:11	1
Benzo[a]pyrene	0.095	U	0.19	0.095	0.095	ug/L		08/22/12 20:11	1
Benzo[b]fluoranthene	0.095	U	0.19	0.095	0.095	ug/L		08/22/12 20:11	1
Benzo[g,h,i]perylene	0.095	U	0.19	0.095	0.095	ug/L		08/22/12 20:11	1
Benzoic acid	9.5	U	24	9.5	9.5	ug/L		08/22/12 20:11	1
Benzo[k]fluoranthene	0.095	U	0.19	0.095	0.095	ug/L		08/22/12 20:11	1
Benzyl alcohol	0.76	U	4.8	0.76	0.36	ug/L		08/22/12 20:11	1
Bis(2-chloroethoxy)methane	0.76	U	0.95	0.76	0.30	ug/L		08/22/12 20:11	1
Bis(2-chloroethyl)ether	0.095	U	0.95	0.095	0.095	ug/L		08/22/12 20:11	1
Bis(2-ethylhexyl) phthalate	**0.86**	**J**	1.9	0.76	0.76	ug/L		08/22/12 20:11	1
4-Bromophenyl phenyl ether	0.76	U	1.9	0.76	0.76	ug/L		08/22/12 20:11	1
Butyl benzyl phthalate	0.76	U	0.95	0.76	0.76	ug/L		08/22/12 20:11	1
Carbazole	0.76	U	0.95	0.76	0.27	ug/L		08/22/12 20:11	1
4-Chloroaniline	0.76	U	1.9	0.76	0.76	ug/L		08/22/12 20:11	1
4-Chloro-3-methylphenol	0.76	U	1.9	0.76	0.76	ug/L		08/22/12 20:11	1
2-Chloronaphthalene	0.095	U Q	0.95	0.095	0.095	ug/L		08/22/12 20:11	1
2-Chlorophenol	0.76	U	0.95	0.76	0.28	ug/L		08/22/12 20:11	1
4-Chlorophenyl phenyl ether	0.76	U	1.9	0.76	0.29	ug/L		08/22/12 20:11	1
Chrysene	0.095	U	0.19	0.095	0.095	ug/L		08/22/12 20:11	1
Dibenz(a,h)anthracene	0.095	U	0.19	0.095	0.095	ug/L		08/22/12 20:11	1
Dibenzofuran	0.095	U	0.95	0.095	0.095	ug/L		08/22/12 20:11	1
1,2-Dichlorobenzene	0.76	U	0.95	0.76	0.28	ug/L		08/22/12 20:11	1
1,3-Dichlorobenzene	0.76	U	0.95	0.76	0.76	ug/L		08/22/12 20:11	1
1,4-Dichlorobenzene	0.76	U	0.95	0.76	0.32	ug/L		08/22/12 20:11	1
3,3'-Dichlorobenzidine	0.76	U	4.8	0.76	0.35	ug/L		08/22/12 20:11	1
2,4-Dichlorophenol	0.76	U	1.9	0.76	0.76	ug/L		08/22/12 20:11	1
Diethyl phthalate	0.76	U	0.95	0.76	0.57	ug/L		08/22/12 20:11	1
2,4-Dimethylphenol	0.76	U	1.9	0.76	0.76	ug/L		08/22/12 20:11	1
Dimethyl phthalate	0.76	U	0.95	0.76	0.28	ug/L		08/22/12 20:11	1
Di-n-butyl phthalate	0.76	U	0.95	0.76	0.64	ug/L		08/22/12 20:11	1
4,6-Dinitro-2-methylphenol	2.3	U	4.8	2.3	2.3	ug/L		08/22/12 20:11	1
2,4-Dinitrophenol	2.3	U	4.8	2.3	2.3	ug/L		08/22/12 20:11	1
Di-n-octyl phthalate	0.76	U	0.95	0.76	0.76	ug/L		08/22/12 20:11	1
Fluoranthene	0.095	U	0.19	0.095	0.095	ug/L		08/22/12 20:11	1
Fluorene	0.095	U	0.19	0.095	0.095	ug/L		08/22/12 20:11	1
Hexachlorobenzene	0.095	U	0.19	0.095	0.095	ug/L		08/22/12 20:11	1
Hexachlorobutadiene	0.76	U	0.95	0.76	0.26	ug/L		08/22/12 20:11	1
Hexachlorocyclopentadiene	0.76	U	9.5	0.76	0.76	ug/L		08/22/12 20:11	1
Hexachloroethane	0.76	U	0.95	0.76	0.76	ug/L		08/22/12 20:11	1
Indeno[1,2,3-cd]pyrene	0.095	U	0.19	0.095	0.095	ug/L		08/22/12 20:11	1
Isophorone	0.76	U	0.95	0.76	0.26	ug/L		08/22/12 20:11	1
2-Methylnaphthalene	0.095	U	0.19	0.095	0.095	ug/L		08/22/12 20:11	1
2-Methylphenol	0.76	U	0.95	0.76	0.76	ug/L		08/22/12 20:11	1
3 & 4 Methylphenol	0.76	U	1.9	0.76	0.76	ug/L		08/22/12 20:11	1
Naphthalene	0.095	U	0.19	0.095	0.095	ug/L		08/22/12 20:11	1
2-Nitroaniline	0.76	U	1.9	0.76	0.76	ug/L		08/22/12 20:11	1

Client: Environmental Quality Mgt., Inc.
Project/Site: RVAAP (OH)

TestAmerica Job ID: 240-13441-2

Client Sample ID: FWGFWGMW-011-0091-GW
Date Collected: 07/23/12 11:49
Date Received: 07/24/12 07:00

Lab Sample ID: 240-13441-29
Matrix: Water

Method: 8270C/DoD - Semivolatile Organic Compounds (GC/MS) (Continued)

Analyte	Result	Qualifier	LOQ	LOD	DL	Unit	D	Analyzed	Dil Fac
3-Nitroaniline	0.76	U	1.9	0.76	0.27	ug/L		08/22/12 20:11	1
4-Nitroaniline	0.76	U	1.9	0.76	0.76	ug/L		08/22/12 20:11	1
2-Nitrophenol	0.76	U	1.9	0.76	0.27	ug/L		08/22/12 20:11	1
4-Nitrophenol	2.3	U	4.8	2.3	2.3	ug/L		08/22/12 20:11	1
N-Nitrosodi-n-propylamine	0.76	U	0.95	0.76	0.76	ug/L		08/22/12 20:11	1
N-Nitrosodiphenylamine	0.76	U	0.95	0.76	0.30	ug/L		08/22/12 20:11	1
2,2'-oxybis[1-chloropropane]	0.76	U	0.95	0.76	0.38	ug/L		08/22/12 20:11	1
Pentachlorophenol	2.3	U	4.8	2.3	2.3	ug/L		08/22/12 20:11	1
Phenanthrene	0.095	U	0.19	0.095	0.095	ug/L		08/22/12 20:11	1
Phenol	0.76	U	0.95	0.76	0.57	ug/L		08/22/12 20:11	1
Pyrene	0.095	U	0.19	0.095	0.095	ug/L		08/22/12 20:11	1
1,2,4-Trichlorobenzene	0.76	U	0.95	0.76	0.27	ug/L		08/22/12 20:11	1
2,4,5-Trichlorophenol	0.76	U	4.8	0.76	0.29	ug/L		08/22/12 20:11	1
2,4,6-Trichlorophenol	0.76	U	4.8	0.76	0.76	ug/L		08/22/12 20:11	1

Surrogate	*%Recovery*	*Qualifier*	*Limits*	*Prepared*	*Analyzed*	*Dil Fac*
2-Fluorobiphenyl (Surr)	*58*		*50 - 110*	*07/26/12 09:38*	*08/22/12 20:11*	*1*
2-Fluorophenol (Surr)	*68*		*20 - 110*	*07/26/12 09:38*	*08/22/12 20:11*	*1*
Nitrobenzene-d5 (Surr)	*59*		*40 - 110*	*07/26/12 09:38*	*08/22/12 20:11*	*1*
Phenol-d5 (Surr)	*69*		*10 - 115*	*07/26/12 09:38*	*08/22/12 20:11*	*1*
Terphenyl-d14 (Surr)	*58*		*50 - 135*	*07/26/12 09:38*	*08/22/12 20:11*	*1*
2,4,6-Tribromophenol (Surr)	*76*		*40 - 125*	*07/26/12 09:38*	*08/22/12 20:11*	*1*

Client Sample ID: FWGFWGMW-012-0092-GW
Date Collected: 07/23/12 13:19
Date Received: 07/24/12 07:00

Lab Sample ID: 240-13441-31
Matrix: Water

Method: 8270C/DoD - Semivolatile Organic Compounds (GC/MS)

Analyte	Result	Qualifier	LOQ	LOD	DL	Unit	D	Analyzed	Dil Fac
Acenaphthene	0.095	U	0.19	0.095	0.095	ug/L		08/22/12 22:20	1
Acenaphthylene	0.095	U	0.19	0.095	0.095	ug/L		08/22/12 22:20	1
Anthracene	0.095	U	0.19	0.095	0.095	ug/L		08/22/12 22:20	1
Benzo[a]anthracene	0.095	U	0.19	0.095	0.095	ug/L		08/22/12 22:20	1
Benzo[a]pyrene	0.095	U J	0.19	0.095	0.095	ug/L		08/22/12 22:20	1
Benzo[b]fluoranthene	0.095	U	0.19	0.095	0.095	ug/L		08/22/12 22:20	1
Benzo[g,h,i]perylene	0.095	U	0.19	0.095	0.095	ug/L		08/22/12 22:20	1
Benzoic acid	9.5	U	24	9.5	9.5	ug/L		08/22/12 22:20	1
Benzo[k]fluoranthene	0.095	U	0.19	0.095	0.095	ug/L		08/22/12 22:20	1
Benzyl alcohol	0.76	U	4.8	0.76	0.36	ug/L		08/22/12 22:20	1
Bis(2-chloroethoxy)methane	0.76	U	0.95	0.76	0.30	ug/L		08/22/12 22:20	1
Bis(2-chloroethyl)ether	0.095	U	0.95	0.095	0.095	ug/L		08/22/12 22:20	1
Bis(2-ethylhexyl) phthalate	**1.0**	**J**	1.9	0.76	0.76	ug/L		08/22/12 22:20	1
4-Bromophenyl phenyl ether	0.76	U	1.9	0.76	0.76	ug/L		08/22/12 22:20	1
Butyl benzyl phthalate	0.76	U	0.95	0.76	0.76	ug/L		08/22/12 22:20	1
Carbazole	0.76	U	0.95	0.76	0.27	ug/L		08/22/12 22:20	1
4-Chloroaniline	0.76	U	1.9	0.76	0.76	ug/L		08/22/12 22:20	1
4-Chloro-3-methylphenol	0.76	U	1.9	0.76	0.76	ug/L		08/22/12 22:20	1
2-Chloronaphthalene	0.095	U Q	0.95	0.095	0.095	ug/L		08/22/12 22:20	1
2-Chlorophenol	0.76	U	0.95	0.76	0.28	ug/L		08/22/12 22:20	1
4-Chlorophenyl phenyl ether	0.76	U	1.9	0.76	0.29	ug/L		08/22/12 22:20	1
Chrysene	0.095	U	0.19	0.095	0.095	ug/L		08/22/12 22:20	1
Dibenz(a,h)anthracene	0.095	U	0.19	0.095	0.095	ug/L		08/22/12 22:20	1
Dibenzofuran	0.095	U	0.95	0.095	0.095	ug/L		08/22/12 22:20	1
1,2-Dichlorobenzene	0.76	U	0.95	0.76	0.28	ug/L		08/22/12 22:20	1
1,3-Dichlorobenzene	0.76	U	0.95	0.76	0.76	ug/L		08/22/12 22:20	1
1,4-Dichlorobenzene	0.76	U	0.95	0.76	0.32	ug/L		08/22/12 22:20	1
3,3'-Dichlorobenzidine	0.76	U J	4.8	0.76	0.35	ug/L		08/22/12 22:20	1
2,4-Dichlorophenol	0.76	U	1.9	0.76	0.76	ug/L		08/22/12 22:20	1
Diethyl phthalate	0.76	U	0.95	0.76	0.57	ug/L		08/22/12 22:20	1
2,4-Dimethylphenol	0.76	U	1.9	0.76	0.76	ug/L		08/22/12 22:20	1
Dimethyl phthalate	0.76	U	0.95	0.76	0.28	ug/L		08/22/12 22:20	1
Di-n-butyl phthalate	0.76	U	0.95	0.76	0.64	ug/L		08/22/12 22:20	1
4,6-Dinitro-2-methylphenol	2.3	U	4.8	2.3	2.3	ug/L		08/22/12 22:20	1
2,4-Dinitrophenol	2.3	U	4.8	2.3	2.3	ug/L		08/22/12 22:20	1
Di-n-octyl phthalate	0.76	U J	0.95	0.76	0.76	ug/L		08/22/12 22:20	1
Fluoranthene	0.095	U	0.19	0.095	0.095	ug/L		08/22/12 22:20	1
Fluorene	0.095	U	0.19	0.095	0.095	ug/L		08/22/12 22:20	1
Hexachlorobenzene	0.095	U	0.19	0.095	0.095	ug/L		08/22/12 22:20	1
Hexachlorobutadiene	0.76	U	0.95	0.76	0.26	ug/L		08/22/12 22:20	1
Hexachlorocyclopentadiene	0.76	U	9.5	0.76	0.76	ug/L		08/22/12 22:20	1
Hexachloroethane	0.76	U	0.95	0.76	0.76	ug/L		08/22/12 22:20	1
Indeno[1,2,3-cd]pyrene	0.095	U	0.19	0.095	0.095	ug/L		08/22/12 22:20	1
Isophorone	0.76	U	0.95	0.76	0.26	ug/L		08/22/12 22:20	1
2-Methylnaphthalene	0.095	U	0.19	0.095	0.095	ug/L		08/22/12 22:20	1
2-Methylphenol	0.76	U	0.95	0.76	0.76	ug/L		08/22/12 22:20	1
3 & 4 Methylphenol	0.76	U	1.9	0.76	0.76	ug/L		08/22/12 22:20	1
Naphthalene	0.095	U	0.19	0.095	0.095	ug/L		08/22/12 22:20	1
2-Nitroaniline	0.76	U	1.9	0.76	0.76	ug/L		08/22/12 22:20	1

Client: Environmental Quality Mgt., Inc.
Project/Site: RVAAP (OH)

TestAmerica Job ID: 240-13441-2

Client Sample ID: FWGFWGMW-012-0092-GW
Date Collected: 07/23/12 13:19
Date Received: 07/24/12 07:00

Lab Sample ID: 240-13441-31
Matrix: Water

Method: 8270C/DoD - Semivolatile Organic Compounds (GC/MS) (Continued)

Analyte	Result	Qualifier	LOQ	LOD	DL	Unit	D	Analyzed	Dil Fac
3-Nitroaniline	0.76	U	1.9	0.76	0.27	ug/L		08/22/12 22:20	1
4-Nitroaniline	0.76	U	1.9	0.76	0.76	ug/L		08/22/12 22:20	1
2-Nitrophenol	0.76	U	1.9	0.76	0.27	ug/L		08/22/12 22:20	1
4-Nitrophenol	2.3	U	4.8	2.3	2.3	ug/L		08/22/12 22:20	1
N-Nitrosodi-n-propylamine	0.76	U	0.95	0.76	0.76	ug/L		08/22/12 22:20	1
N-Nitrosodiphenylamine	0.76	U	0.95	0.76	0.30	ug/L		08/22/12 22:20	1
2,2'-oxybis[1-chloropropane]	0.76	U	0.95	0.76	0.38	ug/L		08/22/12 22:20	1
Pentachlorophenol	2.3	U	4.8	2.3	2.3	ug/L		08/22/12 22:20	1
Phenanthrene	0.095	U	0.19	0.095	0.095	ug/L		08/22/12 22:20	1
Phenol	0.76	U	0.95	0.76	0.57	ug/L		08/22/12 22:20	1
Pyrene	0.095	U	0.19	0.095	0.095	ug/L		08/22/12 22:20	1
1,2,4-Trichlorobenzene	0.76	U	0.95	0.76	0.27	ug/L		08/22/12 22:20	1
2,4,5-Trichlorophenol	0.76	U	4.8	0.76	0.29	ug/L		08/22/12 22:20	1
2,4,6-Trichlorophenol	0.76	U	4.8	0.76	0.76	ug/L		08/22/12 22:20	1

Surrogate	*%Recovery*	*Qualifier*	*Limits*	*Prepared*	*Analyzed*	*Dil Fac*
2-Fluorobiphenyl (Surr)	*54*		*50 - 110*	*07/26/12 09:38*	*08/22/12 22:20*	*1*
2-Fluorophenol (Surr)	*67*		*20 - 110*	*07/26/12 09:38*	*08/22/12 22:20*	*1*
Nitrobenzene-d5 (Surr)	*56*		*40 - 110*	*07/26/12 09:38*	*08/22/12 22:20*	*1*
Phenol-d5 (Surr)	*69*		*10 - 115*	*07/26/12 09:38*	*08/22/12 22:20*	*1*
Terphenyl-d14 (Surr)	*76*		*50 - 135*	*07/26/12 09:38*	*08/22/12 22:20*	*1*
2,4,6-Tribromophenol (Surr)	*71*		*40 - 125*	*07/26/12 09:38*	*08/22/12 22:20*	*1*

Client Sample ID: FWGLL4MW-0201-0120-GW
Date Collected: 07/23/12 16:16
Date Received: 07/24/12 07:00

Lab Sample ID: 240-13441-33
Matrix: Water

Method: 8270C/DoD - Semivolatile Organic Compounds (GC/MS)

Analyte	Result	Qualifier	LOQ	LOD	DL	Unit	D	Analyzed	Dil Fac
Acenaphthene	0.097	U	0.19	0.097	0.097	ug/L		08/22/12 20:29	1
Acenaphthylene	0.097	U	0.19	0.097	0.097	ug/L		08/22/12 20:29	1
Anthracene	0.097	U	0.19	0.097	0.097	ug/L		08/22/12 20:29	1
Benzo[a]anthracene	0.097	U	0.19	0.097	0.097	ug/L		08/22/12 20:29	1
Benzo[a]pyrene	0.097	U	0.19	0.097	0.097	ug/L		08/22/12 20:29	1
Benzo[b]fluoranthene	0.097	U	0.19	0.097	0.097	ug/L		08/22/12 20:29	1
Benzo[g,h,i]perylene	0.097	U	0.19	0.097	0.097	ug/L		08/22/12 20:29	1
Benzoic acid	9.7	U	24	9.7	9.7	ug/L		08/22/12 20:29	1
Benzo[k]fluoranthene	0.097	U	0.19	0.097	0.097	ug/L		08/22/12 20:29	1
Benzyl alcohol	0.78	U	4.9	0.78	0.37	ug/L		08/22/12 20:29	1
Bis(2-chloroethoxy)methane	0.78	U	0.97	0.78	0.31	ug/L		08/22/12 20:29	1
Bis(2-chloroethyl)ether	0.097	U	0.97	0.097	0.097	ug/L		08/22/12 20:29	1
Bis(2-ethylhexyl) phthalate	**1.0**	**J**	1.9	0.78	0.78	ug/L		08/22/12 20:29	1
4-Bromophenyl phenyl ether	0.78	U	1.9	0.78	0.78	ug/L		08/22/12 20:29	1
Butyl benzyl phthalate	0.78	U	0.97	0.78	0.78	ug/L		08/22/12 20:29	1
Carbazole	0.78	U	0.97	0.78	0.27	ug/L		08/22/12 20:29	1
4-Chloroaniline	0.78	U	1.9	0.78	0.78	ug/L		08/22/12 20:29	1
4-Chloro-3-methylphenol	0.78	U	1.9	0.78	0.78	ug/L		08/22/12 20:29	1
2-Chloronaphthalene	0.097	U Q	0.97	0.097	0.097	ug/L		08/22/12 20:29	1
2-Chlorophenol	0.78	U	0.97	0.78	0.28	ug/L		08/22/12 20:29	1
4-Chlorophenyl phenyl ether	0.78	U	1.9	0.78	0.29	ug/L		08/22/12 20:29	1
Chrysene	0.097	U	0.19	0.097	0.097	ug/L		08/22/12 20:29	1
Dibenz(a,h)anthracene	0.097	U	0.19	0.097	0.097	ug/L		08/22/12 20:29	1
Dibenzofuran	0.097	U	0.97	0.097	0.097	ug/L		08/22/12 20:29	1
1,2-Dichlorobenzene	0.78	U	0.97	0.78	0.28	ug/L		08/22/12 20:29	1
1,3-Dichlorobenzene	0.78	U	0.97	0.78	0.78	ug/L		08/22/12 20:29	1
1,4-Dichlorobenzene	0.78	U	0.97	0.78	0.33	ug/L		08/22/12 20:29	1
3,3'-Dichlorobenzidine	0.78	U	4.9	0.78	0.36	ug/L		08/22/12 20:29	1
2,4-Dichlorophenol	0.78	U	1.9	0.78	0.78	ug/L		08/22/12 20:29	1
Diethyl phthalate	0.78	U	0.97	0.78	0.58	ug/L		08/22/12 20:29	1
2,4-Dimethylphenol	0.78	U	1.9	0.78	0.78	ug/L		08/22/12 20:29	1
Dimethyl phthalate	0.78	U	0.97	0.78	0.28	ug/L		08/22/12 20:29	1
Di-n-butyl phthalate	0.78	U	0.97	0.78	0.65	ug/L		08/22/12 20:29	1
4,6-Dinitro-2-methylphenol	2.3	U	4.9	2.3	2.3	ug/L		08/22/12 20:29	1
2,4-Dinitrophenol	2.3	U	4.9	2.3	2.3	ug/L		08/22/12 20:29	1
Di-n-octyl phthalate	0.78	U	0.97	0.78	0.78	ug/L		08/22/12 20:29	1
Fluoranthene	0.097	U	0.19	0.097	0.097	ug/L		08/22/12 20:29	1
Fluorene	0.097	U	0.19	0.097	0.097	ug/L		08/22/12 20:29	1
Hexachlorobenzene	0.097	U	0.19	0.097	0.097	ug/L		08/22/12 20:29	1
Hexachlorobutadiene	0.78	U	0.97	0.78	0.26	ug/L		08/22/12 20:29	1
Hexachlorocyclopentadiene	0.78	U	9.7	0.78	0.78	ug/L		08/22/12 20:29	1
Hexachloroethane	0.78	U	0.97	0.78	0.78	ug/L		08/22/12 20:29	1
Indeno[1,2,3-cd]pyrene	0.097	U	0.19	0.097	0.097	ug/L		08/22/12 20:29	1
Isophorone	0.78	U	0.97	0.78	0.26	ug/L		08/22/12 20:29	1
2-Methylnaphthalene	0.097	U	0.19	0.097	0.097	ug/L		08/22/12 20:29	1
2-Methylphenol	0.78	U	0.97	0.78	0.78	ug/L		08/22/12 20:29	1
3 & 4 Methylphenol	0.78	U	1.9	0.78	0.78	ug/L		08/22/12 20:29	1
Naphthalene	0.097	U	0.19	0.097	0.097	ug/L		08/22/12 20:29	1
2-Nitroaniline	0.78	U	1.9	0.78	0.78	ug/L		08/22/12 20:29	1

Client: Environmental Quality Mgt., Inc.
Project/Site: RVAAP (OH)

TestAmerica Job ID: 240-13441-2

Client Sample ID: FWGLL4MW-0201-0120-GW
Date Collected: 07/23/12 16:16
Date Received: 07/24/12 07:00

Lab Sample ID: 240-13441-33
Matrix: Water

Method: 8270C/DoD - Semivolatile Organic Compounds (GC/MS) (Continued)

Analyte	Result	Qualifier	LOQ	LOD	DL	Unit	D	Analyzed	Dil Fac
3-Nitroaniline	0.78	U	1.9	0.78	0.27	ug/L		08/22/12 20:29	1
4-Nitroaniline	0.78	U	1.9	0.78	0.78	ug/L		08/22/12 20:29	1
2-Nitrophenol	0.78	U	1.9	0.78	0.27	ug/L		08/22/12 20:29	1
4-Nitrophenol	2.3	U	4.9	2.3	2.3	ug/L		08/22/12 20:29	1
N-Nitrosodi-n-propylamine	0.78	U	0.97	0.78	0.78	ug/L		08/22/12 20:29	1
N-Nitrosodiphenylamine	0.78	U	0.97	0.78	0.30	ug/L		08/22/12 20:29	1
2,2'-oxybis[1-chloropropane]	0.78	U	0.97	0.78	0.39	ug/L		08/22/12 20:29	1
Pentachlorophenol	2.3	U	4.9	2.3	2.3	ug/L		08/22/12 20:29	1
Phenanthrene	0.097	U	0.19	0.097	0.097	ug/L		08/22/12 20:29	1
Phenol	0.78	U	0.97	0.78	0.58	ug/L		08/22/12 20:29	1
Pyrene	0.097	U	0.19	0.097	0.097	ug/L		08/22/12 20:29	1
1,2,4-Trichlorobenzene	0.78	U	0.97	0.78	0.27	ug/L		08/22/12 20:29	1
2,4,5-Trichlorophenol	0.78	U	4.9	0.78	0.29	ug/L		08/22/12 20:29	1
2,4,6-Trichlorophenol	0.78	U	4.9	0.78	0.78	ug/L		08/22/12 20:29	1

Surrogate	*%Recovery*	*Qualifier*	*Limits*	*Prepared*	*Analyzed*	*Dil Fac*
2-Fluorobiphenyl (Surr)	*53*		*50 - 110*	*07/26/12 09:38*	*08/22/12 20:29*	*1*
2-Fluorophenol (Surr)	*65*		*20 - 110*	*07/26/12 09:38*	*08/22/12 20:29*	*1*
Nitrobenzene-d5 (Surr)	*55*		*40 - 110*	*07/26/12 09:38*	*08/22/12 20:29*	*1*
Phenol-d5 (Surr)	*65*		*10 - 115*	*07/26/12 09:38*	*08/22/12 20:29*	*1*
Terphenyl-d14 (Surr)	*73*		*50 - 135*	*07/26/12 09:38*	*08/22/12 20:29*	*1*
2,4,6-Tribromophenol (Surr)	*72*		*40 - 125*	*07/26/12 09:38*	*08/22/12 20:29*	*1*

Client: Environmental Quality Mgt., Inc.
Project/Site: RVAAP (OH)

TestAmerica Job ID: 240-13441-2

Client Sample ID: FWGLL4MW-0199C-0119-GW
Date Collected: 07/23/12 17:23
Date Received: 07/24/12 07:00

Lab Sample ID: 240-13441-35
Matrix: Water

Method: 8270C/DoD - Semivolatile Organic Compounds (GC/MS)

Analyte	Result	Qualifier	LOQ	LOD	DL	Unit	D	Analyzed	Dil Fac
Bis(2-ethylhexyl) phthalate	**0.95**	**J**	1.9	0.77	0.77	ug/L		08/22/12 23:15	1
Butyl benzyl phthalate	0.77	U	0.96	0.77	0.77	ug/L		08/22/12 23:15	1
Diethyl phthalate	0.77	U	0.96	0.77	0.58	ug/L		08/22/12 23:15	1
Dimethyl phthalate	0.77	U	0.96	0.77	0.28	ug/L		08/22/12 23:15	1
Di-n-butyl phthalate	0.77	U	0.96	0.77	0.64	ug/L		08/22/12 23:15	1
Di-n-octyl phthalate	0.77	U	0.96	0.77	0.77	ug/L		08/22/12 23:15	1

Surrogate	*%Recovery*	*Qualifier*	*Limits*	*Prepared*	*Analyzed*	*Dil Fac*
2-Fluorobiphenyl (Surr)	*57*		*50 - 110*	*07/26/12 09:38*	*08/22/12 23:15*	*1*
2-Fluorophenol (Surr)	*73*		*20 - 110*	*07/26/12 09:38*	*08/22/12 23:15*	*1*
Nitrobenzene-d5 (Surr)	*62*		*40 - 110*	*07/26/12 09:38*	*08/22/12 23:15*	*1*
Phenol-d5 (Surr)	*75*		*10 - 115*	*07/26/12 09:38*	*08/22/12 23:15*	*1*
Terphenyl-d14 (Surr)	*64*		*50 - 135*	*07/26/12 09:38*	*08/22/12 23:15*	*1*
2,4,6-Tribromophenol (Surr)	*84*		*40 - 125*	*07/26/12 09:38*	*08/22/12 23:15*	*1*

Client: Environmental Quality Mgt., Inc.
Project/Site: RVAAP (OH)

TestAmerica Job ID: 240-13441-2

Client Sample ID: FWGEBGMW-125C-0079-GW
Date Collected: 07/23/12 11:31
Date Received: 07/24/12 07:00

Lab Sample ID: 240-13441-38
Matrix: Water

Method: 8270C/DoD - Semivolatile Organic Compounds (GC/MS) - RE

Analyte	Result	Qualifier	LOQ	LOD	DL	Unit	D	Analyzed	Dil Fac
Bis(2-ethylhexyl) phthalate	0.76	U H	1.9	0.76	0.76	ug/L		08/23/12 14:43	1
Butyl benzyl phthalate	0.76	U H	0.95	0.76	0.76	ug/L		08/23/12 14:43	1
Diethyl phthalate	0.76	U H	0.95	0.76	0.57	ug/L		08/23/12 14:43	1
Dimethyl phthalate	0.76	U H	0.95	0.76	0.28	ug/L		08/23/12 14:43	1
Di-n-butyl phthalate	0.76	U H	0.95	0.76	0.64	ug/L		08/23/12 14:43	1
Di-n-octyl phthalate	0.76	U H	0.95	0.76	0.76	ug/L		08/23/12 14:43	1

Surrogate	*%Recovery*	*Qualifier*	*Limits*	*Prepared*	*Analyzed*	*Dil Fac*
2-Fluorobiphenyl (Surr)	*67*		*50 - 110*	*08/03/12 10:57*	*08/23/12 14:43*	*1*
2-Fluorophenol (Surr)	*76*		*20 - 110*	*08/03/12 10:57*	*08/23/12 14:43*	*1*
Nitrobenzene-d5 (Surr)	*70*		*40 - 110*	*08/03/12 10:57*	*08/23/12 14:43*	*1*
Phenol-d5 (Surr)	*82*		*10 - 115*	*08/03/12 10:57*	*08/23/12 14:43*	*1*
Terphenyl-d14 (Surr)	*62*		*50 - 135*	*08/03/12 10:57*	*08/23/12 14:43*	*1*
2,4,6-Tribromophenol (Surr)	*73*		*40 - 125*	*08/03/12 10:57*	*08/23/12 14:43*	*1*

Client Sample ID: FWGEBGMW-131-0080-GW
Lab Sample ID: 240-13441-40
Date Collected: 07/23/12 12:37
Matrix: Water
Date Received: 07/24/12 07:00

Method: 8270C/DoD - Semivolatile Organic Compounds (GC/MS)

Analyte	Result	Qualifier	LOQ	LOD	DL	Unit	D	Analyzed	Dil Fac
Acenaphthene	0.095	U	0.19	0.095	0.095	ug/L		08/22/12 23:52	1
Acenaphthylene	0.095	U	0.19	0.095	0.095	ug/L		08/22/12 23:52	1
Anthracene	0.095	U	0.19	0.095	0.095	ug/L		08/22/12 23:52	1
Benzo[a]anthracene	0.095	U	0.19	0.095	0.095	ug/L		08/22/12 23:52	1
Benzo[a]pyrene	0.095	U	0.19	0.095	0.095	ug/L		08/22/12 23:52	1
Benzo[b]fluoranthene	0.095	U	0.19	0.095	0.095	ug/L		08/22/12 23:52	1
Benzo[g,h,i]perylene	0.095	U	0.19	0.095	0.095	ug/L		08/22/12 23:52	1
Benzoic acid	9.5	U	24	9.5	9.5	ug/L		08/22/12 23:52	1
Benzo[k]fluoranthene	0.095	U	0.19	0.095	0.095	ug/L		08/22/12 23:52	1
Benzyl alcohol	0.76	U	4.8	0.76	0.36	ug/L		08/22/12 23:52	1
Bis(2-chloroethoxy)methane	0.76	U	0.95	0.76	0.30	ug/L		08/22/12 23:52	1
Bis(2-chloroethyl)ether	0.095	U	0.95	0.095	0.095	ug/L		08/22/12 23:52	1
Bis(2-ethylhexyl) phthalate	**0.80**	**J**	1.9	0.76	0.76	ug/L		08/22/12 23:52	1
4-Bromophenyl phenyl ether	0.76	U	1.9	0.76	0.76	ug/L		08/22/12 23:52	1
Butyl benzyl phthalate	0.76	U	0.95	0.76	0.76	ug/L		08/22/12 23:52	1
Carbazole	0.76	U	0.95	0.76	0.27	ug/L		08/22/12 23:52	1
4-Chloroaniline	0.76	U	1.9	0.76	0.76	ug/L		08/22/12 23:52	1
4-Chloro-3-methylphenol	0.76	U	1.9	0.76	0.76	ug/L		08/22/12 23:52	1
2-Chloronaphthalene	0.095	U Q	0.95	0.095	0.095	ug/L		08/22/12 23:52	1
2-Chlorophenol	0.76	U	0.95	0.76	0.28	ug/L		08/22/12 23:52	1
4-Chlorophenyl phenyl ether	0.76	U	1.9	0.76	0.29	ug/L		08/22/12 23:52	1
Chrysene	0.095	U	0.19	0.095	0.095	ug/L		08/22/12 23:52	1
Dibenz(a,h)anthracene	0.095	U	0.19	0.095	0.095	ug/L		08/22/12 23:52	1
Dibenzofuran	0.095	U	0.95	0.095	0.095	ug/L		08/22/12 23:52	1
1,2-Dichlorobenzene	0.76	U	0.95	0.76	0.28	ug/L		08/22/12 23:52	1
1,3-Dichlorobenzene	0.76	U	0.95	0.76	0.76	ug/L		08/22/12 23:52	1
1,4-Dichlorobenzene	0.76	U	0.95	0.76	0.32	ug/L		08/22/12 23:52	1
3,3'-Dichlorobenzidine	0.76	U	4.8	0.76	0.35	ug/L		08/22/12 23:52	1
2,4-Dichlorophenol	0.76	U	1.9	0.76	0.76	ug/L		08/22/12 23:52	1
Diethyl phthalate	0.76	U	0.95	0.76	0.57	ug/L		08/22/12 23:52	1
2,4-Dimethylphenol	0.76	U	1.9	0.76	0.76	ug/L		08/22/12 23:52	1
Dimethyl phthalate	0.76	U	0.95	0.76	0.28	ug/L		08/22/12 23:52	1
Di-n-butyl phthalate	0.76	U	0.95	0.76	0.64	ug/L		08/22/12 23:52	1
4,6-Dinitro-2-methylphenol	2.3	U	4.8	2.3	2.3	ug/L		08/22/12 23:52	1
2,4-Dinitrophenol	2.3	U	4.8	2.3	2.3	ug/L		08/22/12 23:52	1
Di-n-octyl phthalate	0.76	U	0.95	0.76	0.76	ug/L		08/22/12 23:52	1
Fluoranthene	0.095	U	0.19	0.095	0.095	ug/L		08/22/12 23:52	1
Fluorene	0.095	U	0.19	0.095	0.095	ug/L		08/22/12 23:52	1
Hexachlorobenzene	0.095	U	0.19	0.095	0.095	ug/L		08/22/12 23:52	1
Hexachlorobutadiene	0.76	U	0.95	0.76	0.26	ug/L		08/22/12 23:52	1
Hexachlorocyclopentadiene	0.76	U	9.5	0.76	0.76	ug/L		08/22/12 23:52	1
Hexachloroethane	0.76	U	0.95	0.76	0.76	ug/L		08/22/12 23:52	1
Indeno[1,2,3-cd]pyrene	0.095	U	0.19	0.095	0.095	ug/L		08/22/12 23:52	1
Isophorone	0.76	U	0.95	0.76	0.26	ug/L		08/22/12 23:52	1
2-Methylnaphthalene	0.095	U	0.19	0.095	0.095	ug/L		08/22/12 23:52	1
2-Methylphenol	0.76	U	0.95	0.76	0.76	ug/L		08/22/12 23:52	1
3 & 4 Methylphenol	0.76	U	1.9	0.76	0.76	ug/L		08/22/12 23:52	1
Naphthalene	0.095	U	0.19	0.095	0.095	ug/L		08/22/12 23:52	1
2-Nitroaniline	0.76	U	1.9	0.76	0.76	ug/L		08/22/12 23:52	1

Client: Environmental Quality Mgt., Inc.
Project/Site: RVAAP (OH)

TestAmerica Job ID: 240-13441-2

Client Sample ID: FWGEBGMW-131-0080-GW
Date Collected: 07/23/12 12:37
Date Received: 07/24/12 07:00

Lab Sample ID: 240-13441-40
Matrix: Water

Method: 8270C/DoD - Semivolatile Organic Compounds (GC/MS) (Continued)

Analyte	Result	Qualifier	LOQ	LOD	DL	Unit	D	Analyzed	Dil Fac
3-Nitroaniline	0.76	U	1.9	0.76	0.27	ug/L		08/22/12 23:52	1
4-Nitroaniline	0.76	U	1.9	0.76	0.76	ug/L		08/22/12 23:52	1
2-Nitrophenol	0.76	U	1.9	0.76	0.27	ug/L		08/22/12 23:52	1
4-Nitrophenol	2.3	U	4.8	2.3	2.3	ug/L		08/22/12 23:52	1
N-Nitrosodi-n-propylamine	0.76	U	0.95	0.76	0.76	ug/L		08/22/12 23:52	1
N-Nitrosodiphenylamine	0.76	U	0.95	0.76	0.30	ug/L		08/22/12 23:52	1
2,2'-oxybis[1-chloropropane]	0.76	U	0.95	0.76	0.38	ug/L		08/22/12 23:52	1
Pentachlorophenol	2.3	U	4.8	2.3	2.3	ug/L		08/22/12 23:52	1
Phenanthrene	0.095	U	0.19	0.095	0.095	ug/L		08/22/12 23:52	1
Phenol	0.76	U	0.95	0.76	0.57	ug/L		08/22/12 23:52	1
Pyrene	0.095	U	0.19	0.095	0.095	ug/L		08/22/12 23:52	1
1,2,4-Trichlorobenzene	0.76	U	0.95	0.76	0.27	ug/L		08/22/12 23:52	1
2,4,5-Trichlorophenol	0.76	U	4.8	0.76	0.29	ug/L		08/22/12 23:52	1
2,4,6-Trichlorophenol	0.76	U	4.8	0.76	0.76	ug/L		08/22/12 23:52	1

Surrogate	*%Recovery*	*Qualifier*	*Limits*	*Prepared*	*Analyzed*	*Dil Fac*
2-Fluorobiphenyl (Surr)	*52*		*50 - 110*	*07/26/12 09:38*	*08/22/12 23:52*	*1*
2-Fluorophenol (Surr)	*64*		*20 - 110*	*07/26/12 09:38*	*08/22/12 23:52*	*1*
Nitrobenzene-d5 (Surr)	*55*		*40 - 110*	*07/26/12 09:38*	*08/22/12 23:52*	*1*
Phenol-d5 (Surr)	*65*		*10 - 115*	*07/26/12 09:38*	*08/22/12 23:52*	*1*
Terphenyl-d14 (Surr)	*77*		*50 - 135*	*07/26/12 09:38*	*08/22/12 23:52*	*1*
2,4,6-Tribromophenol (Surr)	*79*		*40 - 125*	*07/26/12 09:38*	*08/22/12 23:52*	*1*

Client Sample ID: FWGFWGMW-010-0090-GW
Date Collected: 07/23/12 14:37
Date Received: 07/24/12 07:00

Lab Sample ID: 240-13441-42
Matrix: Water

Method: 8270C/DoD - Semivolatile Organic Compounds (GC/MS)

Analyte	Result	Qualifier	LOQ	LOD	DL	Unit	D	Analyzed	Dil Fac
Acenaphthene	0.095	U	0.19	0.095	0.095	ug/L		08/23/12 00:11	1
Acenaphthylene	0.095	U	0.19	0.095	0.095	ug/L		08/23/12 00:11	1
Anthracene	0.095	U	0.19	0.095	0.095	ug/L		08/23/12 00:11	1
Benzo[a]anthracene	0.095	U	0.19	0.095	0.095	ug/L		08/23/12 00:11	1
Benzo[a]pyrene	0.095	U	0.19	0.095	0.095	ug/L		08/23/12 00:11	1
Benzo[b]fluoranthene	0.095	U	0.19	0.095	0.095	ug/L		08/23/12 00:11	1
Benzo[g,h,i]perylene	0.095	U	0.19	0.095	0.095	ug/L		08/23/12 00:11	1
Benzoic acid	9.5	U	24	9.5	9.5	ug/L		08/23/12 00:11	1
Benzo[k]fluoranthene	0.095	U	0.19	0.095	0.095	ug/L		08/23/12 00:11	1
Benzyl alcohol	0.76	U	4.8	0.76	0.36	ug/L		08/23/12 00:11	1
Bis(2-chloroethoxy)methane	0.76	U	0.95	0.76	0.30	ug/L		08/23/12 00:11	1
Bis(2-chloroethyl)ether	0.095	U	0.95	0.095	0.095	ug/L		08/23/12 00:11	1
Bis(2-ethylhexyl) phthalate	0.76	U	1.9	0.76	0.76	ug/L		08/23/12 00:11	1
4-Bromophenyl phenyl ether	0.76	U	1.9	0.76	0.76	ug/L		08/23/12 00:11	1
Butyl benzyl phthalate	0.76	U	0.95	0.76	0.76	ug/L		08/23/12 00:11	1
Carbazole	0.76	U	0.95	0.76	0.27	ug/L		08/23/12 00:11	1
4-Chloroaniline	0.76	U	1.9	0.76	0.76	ug/L		08/23/12 00:11	1
4-Chloro-3-methylphenol	0.76	U	1.9	0.76	0.76	ug/L		08/23/12 00:11	1
2-Chloronaphthalene	0.095	U Q	0.95	0.095	0.095	ug/L		08/23/12 00:11	1
2-Chlorophenol	0.76	U	0.95	0.76	0.28	ug/L		08/23/12 00:11	1
4-Chlorophenyl phenyl ether	0.76	U	1.9	0.76	0.29	ug/L		08/23/12 00:11	1
Chrysene	0.095	U	0.19	0.095	0.095	ug/L		08/23/12 00:11	1
Dibenz(a,h)anthracene	0.095	U	0.19	0.095	0.095	ug/L		08/23/12 00:11	1
Dibenzofuran	0.095	U	0.95	0.095	0.095	ug/L		08/23/12 00:11	1
1,2-Dichlorobenzene	0.76	U	0.95	0.76	0.28	ug/L		08/23/12 00:11	1
1,3-Dichlorobenzene	0.76	U	0.95	0.76	0.76	ug/L		08/23/12 00:11	1
1,4-Dichlorobenzene	0.76	U	0.95	0.76	0.32	ug/L		08/23/12 00:11	1
3,3'-Dichlorobenzidine	0.76	U	4.8	0.76	0.35	ug/L		08/23/12 00:11	1
2,4-Dichlorophenol	0.76	U	1.9	0.76	0.76	ug/L		08/23/12 00:11	1
Diethyl phthalate	0.76	U	0.95	0.76	0.57	ug/L		08/23/12 00:11	1
2,4-Dimethylphenol	0.76	U	1.9	0.76	0.76	ug/L		08/23/12 00:11	1
Dimethyl phthalate	0.76	U	0.95	0.76	0.28	ug/L		08/23/12 00:11	1
Di-n-butyl phthalate	0.76	U	0.95	0.76	0.64	ug/L		08/23/12 00:11	1
4,6-Dinitro-2-methylphenol	2.3	U	4.8	2.3	2.3	ug/L		08/23/12 00:11	1
2,4-Dinitrophenol	2.3	U	4.8	2.3	2.3	ug/L		08/23/12 00:11	1
Di-n-octyl phthalate	0.76	U	0.95	0.76	0.76	ug/L		08/23/12 00:11	1
Fluoranthene	0.095	U	0.19	0.095	0.095	ug/L		08/23/12 00:11	1
Fluorene	0.095	U	0.19	0.095	0.095	ug/L		08/23/12 00:11	1
Hexachlorobenzene	0.095	U	0.19	0.095	0.095	ug/L		08/23/12 00:11	1
Hexachlorobutadiene	0.76	U	0.95	0.76	0.26	ug/L		08/23/12 00:11	1
Hexachlorocyclopentadiene	0.76	U	9.5	0.76	0.76	ug/L		08/23/12 00:11	1
Hexachloroethane	0.76	U	0.95	0.76	0.76	ug/L		08/23/12 00:11	1
Indeno[1,2,3-cd]pyrene	0.095	U	0.19	0.095	0.095	ug/L		08/23/12 00:11	1
Isophorone	0.76	U	0.95	0.76	0.26	ug/L		08/23/12 00:11	1
2-Methylnaphthalene	0.095	U	0.19	0.095	0.095	ug/L		08/23/12 00:11	1
2-Methylphenol	0.76	U	0.95	0.76	0.76	ug/L		08/23/12 00:11	1
3 & 4 Methylphenol	0.76	U	1.9	0.76	0.76	ug/L		08/23/12 00:11	1
Naphthalene	0.095	U	0.19	0.095	0.095	ug/L		08/23/12 00:11	1
2-Nitroaniline	0.76	U	1.9	0.76	0.76	ug/L		08/23/12 00:11	1

Client: Environmental Quality Mgt., Inc.
Project/Site: RVAAP (OH)

TestAmerica Job ID: 240-13441-2

Client Sample ID: FWGFWGMW-010-0090-GW
Date Collected: 07/23/12 14:37
Date Received: 07/24/12 07:00

Lab Sample ID: 240-13441-42
Matrix: Water

Method: 8270C/DoD - Semivolatile Organic Compounds (GC/MS) (Continued)

Analyte	Result	Qualifier	LOQ	LOD	DL	Unit	D	Analyzed	Dil Fac
3-Nitroaniline	0.76	U	1.9	0.76	0.27	ug/L		08/23/12 00:11	1
4-Nitroaniline	0.76	U	1.9	0.76	0.76	ug/L		08/23/12 00:11	1
2-Nitrophenol	0.76	U	1.9	0.76	0.27	ug/L		08/23/12 00:11	1
4-Nitrophenol	2.3	U	4.8	2.3	2.3	ug/L		08/23/12 00:11	1
N-Nitrosodi-n-propylamine	0.76	U	0.95	0.76	0.76	ug/L		08/23/12 00:11	1
N-Nitrosodiphenylamine	0.76	U	0.95	0.76	0.30	ug/L		08/23/12 00:11	1
2,2'-oxybis[1-chloropropane]	0.76	U	0.95	0.76	0.38	ug/L		08/23/12 00:11	1
Pentachlorophenol	2.3	U	4.8	2.3	2.3	ug/L		08/23/12 00:11	1
Phenanthrene	0.095	U	0.19	0.095	0.095	ug/L		08/23/12 00:11	1
Phenol	0.76	U	0.95	0.76	0.57	ug/L		08/23/12 00:11	1
Pyrene	0.095	U	0.19	0.095	0.095	ug/L		08/23/12 00:11	1
1,2,4-Trichlorobenzene	0.76	U	0.95	0.76	0.27	ug/L		08/23/12 00:11	1
2,4,5-Trichlorophenol	0.76	U	4.8	0.76	0.29	ug/L		08/23/12 00:11	1
2,4,6-Trichlorophenol	0.76	U	4.8	0.76	0.76	ug/L		08/23/12 00:11	1

Surrogate	*%Recovery*	*Qualifier*	*Limits*	*Prepared*	*Analyzed*	*Dil Fac*
2-Fluorobiphenyl (Surr)	*57*		*50 - 110*	*07/26/12 09:38*	*08/23/12 00:11*	*1*
2-Fluorophenol (Surr)	*66*		*20 - 110*	*07/26/12 09:38*	*08/23/12 00:11*	*1*
Nitrobenzene-d5 (Surr)	*58*		*40 - 110*	*07/26/12 09:38*	*08/23/12 00:11*	*1*
Phenol-d5 (Surr)	*69*		*10 - 115*	*07/26/12 09:38*	*08/23/12 00:11*	*1*
Terphenyl-d14 (Surr)	*78*		*50 - 135*	*07/26/12 09:38*	*08/23/12 00:11*	*1*
2,4,6-Tribromophenol (Surr)	*80*		*40 - 125*	*07/26/12 09:38*	*08/23/12 00:11*	*1*

Client Sample ID: FWGLL3MW-244-0117-GW
Date Collected: 07/23/12 16:27
Date Received: 07/24/12 07:00

Lab Sample ID: 240-13441-44
Matrix: Water

Method: 8270C/DoD - Semivolatile Organic Compounds (GC/MS)

Analyte	Result	Qualifier	LOQ	LOD	DL	Unit	D	Analyzed	Dil Fac
Acenaphthene	0.095	U	0.19	0.095	0.095	ug/L		08/23/12 00:29	1
Acenaphthylene	0.095	U	0.19	0.095	0.095	ug/L		08/23/12 00:29	1
Anthracene	0.095	U	0.19	0.095	0.095	ug/L		08/23/12 00:29	1
Benzo[a]anthracene	0.095	U	0.19	0.095	0.095	ug/L		08/23/12 00:29	1
Benzo[a]pyrene	0.095	U	0.19	0.095	0.095	ug/L		08/23/12 00:29	1
Benzo[b]fluoranthene	0.095	U	0.19	0.095	0.095	ug/L		08/23/12 00:29	1
Benzo[g,h,i]perylene	0.095	U	0.19	0.095	0.095	ug/L		08/23/12 00:29	1
Benzoic acid	9.5	U	24	9.5	9.5	ug/L		08/23/12 00:29	1
Benzo[k]fluoranthene	0.095	U	0.19	0.095	0.095	ug/L		08/23/12 00:29	1
Benzyl alcohol	0.76	U	4.8	0.76	0.36	ug/L		08/23/12 00:29	1
Bis(2-chloroethoxy)methane	0.76	U	0.95	0.76	0.30	ug/L		08/23/12 00:29	1
Bis(2-chloroethyl)ether	0.095	U	0.95	0.095	0.095	ug/L		08/23/12 00:29	1
Bis(2-ethylhexyl) phthalate	0.76	U	1.9	0.76	0.76	ug/L		08/23/12 00:29	1
4-Bromophenyl phenyl ether	0.76	U	1.9	0.76	0.76	ug/L		08/23/12 00:29	1
Butyl benzyl phthalate	0.76	U	0.95	0.76	0.76	ug/L		08/23/12 00:29	1
Carbazole	0.76	U	0.95	0.76	0.27	ug/L		08/23/12 00:29	1
4-Chloroaniline	0.76	U	1.9	0.76	0.76	ug/L		08/23/12 00:29	1
4-Chloro-3-methylphenol	0.76	U	1.9	0.76	0.76	ug/L		08/23/12 00:29	1
2-Chloronaphthalene	0.095	U Q	0.95	0.095	0.095	ug/L		08/23/12 00:29	1
2-Chlorophenol	0.76	U	0.95	0.76	0.28	ug/L		08/23/12 00:29	1
4-Chlorophenyl phenyl ether	0.76	U	1.9	0.76	0.29	ug/L		08/23/12 00:29	1
Chrysene	0.095	U	0.19	0.095	0.095	ug/L		08/23/12 00:29	1
Dibenz(a,h)anthracene	0.095	U	0.19	0.095	0.095	ug/L		08/23/12 00:29	1
Dibenzofuran	0.095	U	0.95	0.095	0.095	ug/L		08/23/12 00:29	1
1,2-Dichlorobenzene	0.76	U	0.95	0.76	0.28	ug/L		08/23/12 00:29	1
1,3-Dichlorobenzene	0.76	U	0.95	0.76	0.76	ug/L		08/23/12 00:29	1
1,4-Dichlorobenzene	0.76	U	0.95	0.76	0.32	ug/L		08/23/12 00:29	1
3,3'-Dichlorobenzidine	0.76	U	4.8	0.76	0.35	ug/L		08/23/12 00:29	1
2,4-Dichlorophenol	0.76	U	1.9	0.76	0.76	ug/L		08/23/12 00:29	1
Diethyl phthalate	0.76	U	0.95	0.76	0.57	ug/L		08/23/12 00:29	1
2,4-Dimethylphenol	0.76	U	1.9	0.76	0.76	ug/L		08/23/12 00:29	1
Dimethyl phthalate	0.76	U	0.95	0.76	0.28	ug/L		08/23/12 00:29	1
Di-n-butyl phthalate	0.76	U	0.95	0.76	0.64	ug/L		08/23/12 00:29	1
4,6-Dinitro-2-methylphenol	2.3	U	4.8	2.3	2.3	ug/L		08/23/12 00:29	1
2,4-Dinitrophenol	2.3	U	4.8	2.3	2.3	ug/L		08/23/12 00:29	1
Di-n-octyl phthalate	0.76	U	0.95	0.76	0.76	ug/L		08/23/12 00:29	1
Fluoranthene	0.095	U	0.19	0.095	0.095	ug/L		08/23/12 00:29	1
Fluorene	0.095	U	0.19	0.095	0.095	ug/L		08/23/12 00:29	1
Hexachlorobenzene	0.095	U	0.19	0.095	0.095	ug/L		08/23/12 00:29	1
Hexachlorobutadiene	0.76	U	0.95	0.76	0.26	ug/L		08/23/12 00:29	1
Hexachlorocyclopentadiene	0.76	U	9.5	0.76	0.76	ug/L		08/23/12 00:29	1
Hexachloroethane	0.76	U	0.95	0.76	0.76	ug/L		08/23/12 00:29	1
Indeno[1,2,3-cd]pyrene	0.095	U	0.19	0.095	0.095	ug/L		08/23/12 00:29	1
Isophorone	0.76	U	0.95	0.76	0.26	ug/L		08/23/12 00:29	1
2-Methylnaphthalene	0.095	U	0.19	0.095	0.095	ug/L		08/23/12 00:29	1
2-Methylphenol	0.76	U	0.95	0.76	0.76	ug/L		08/23/12 00:29	1
3 & 4 Methylphenol	0.76	U	1.9	0.76	0.76	ug/L		08/23/12 00:29	1
Naphthalene	0.095	U	0.19	0.095	0.095	ug/L		08/23/12 00:29	1
2-Nitroaniline	0.76	U	1.9	0.76	0.76	ug/L		08/23/12 00:29	1

Client: Environmental Quality Mgt., Inc.
Project/Site: RVAAP (OH)

TestAmerica Job ID: 240-13441-2

Client Sample ID: FWGLL3MW-244-0117-GW
Date Collected: 07/23/12 16:27
Date Received: 07/24/12 07:00

Lab Sample ID: 240-13441-44
Matrix: Water

Method: 8270C/DoD - Semivolatile Organic Compounds (GC/MS) (Continued)

Analyte	Result	Qualifier	LOQ	LOD	DL	Unit	D	Analyzed	Dil Fac
3-Nitroaniline	0.76	U	1.9	0.76	0.27	ug/L		08/23/12 00:29	1
4-Nitroaniline	0.76	U	1.9	0.76	0.76	ug/L		08/23/12 00:29	1
2-Nitrophenol	0.76	U	1.9	0.76	0.27	ug/L		08/23/12 00:29	1
4-Nitrophenol	2.3	U	4.8	2.3	2.3	ug/L		08/23/12 00:29	1
N-Nitrosodi-n-propylamine	0.76	U	0.95	0.76	0.76	ug/L		08/23/12 00:29	1
N-Nitrosodiphenylamine	0.76	U	0.95	0.76	0.30	ug/L		08/23/12 00:29	1
2,2'-oxybis[1-chloropropane]	0.76	U	0.95	0.76	0.38	ug/L		08/23/12 00:29	1
Pentachlorophenol	2.3	U	4.8	2.3	2.3	ug/L		08/23/12 00:29	1
Phenanthrene	0.095	U	0.19	0.095	0.095	ug/L		08/23/12 00:29	1
Phenol	0.76	U	0.95	0.76	0.57	ug/L		08/23/12 00:29	1
Pyrene	0.095	U	0.19	0.095	0.095	ug/L		08/23/12 00:29	1
1,2,4-Trichlorobenzene	0.76	U	0.95	0.76	0.27	ug/L		08/23/12 00:29	1
2,4,5-Trichlorophenol	0.76	U	4.8	0.76	0.29	ug/L		08/23/12 00:29	1
2,4,6-Trichlorophenol	0.76	U	4.8	0.76	0.76	ug/L		08/23/12 00:29	1

Surrogate	*%Recovery*	*Qualifier*	*Limits*	*Prepared*	*Analyzed*	*Dil Fac*
2-Fluorobiphenyl (Surr)	*54*		*50 - 110*	*07/26/12 09:38*	*08/23/12 00:29*	*1*
2-Fluorophenol (Surr)	*64*		*20 - 110*	*07/26/12 09:38*	*08/23/12 00:29*	*1*
Nitrobenzene-d5 (Surr)	*54*		*40 - 110*	*07/26/12 09:38*	*08/23/12 00:29*	*1*
Phenol-d5 (Surr)	*68*		*10 - 115*	*07/26/12 09:38*	*08/23/12 00:29*	*1*
Terphenyl-d14 (Surr)	*75*		*50 - 135*	*07/26/12 09:38*	*08/23/12 00:29*	*1*
2,4,6-Tribromophenol (Surr)	*78*		*40 - 125*	*07/26/12 09:38*	*08/23/12 00:29*	*1*

Appendix I

Ravenna, OH Data Review Checklist

Project Number: 030174.0016
Sample Event: July 2012
Data Reviewer/Date: Angye Dragotta/Sept 4, 2012

SDG: 240-13441-1 Rev0
Analysis: SW846 8260B

Review Questions:	Yes	No	N/A	Comments	Qual/Criteria
1. Did Chain-of-Custody information agree with laboratory report?		X		FWGLL2mw-265c-0114-GW/GF listed on the COC. Laboratory reported as FWGLL2-265c-0114-GW/GF.	
2. Were samples preserved properly and received in good condition?	X				QAPP Table 5-1,
3. Were holding times met?	X				QAPP Table 5-1, J/UJ/R
4. Were sample storage requirements met?	X				QAPP Table 5-1,
5. Were all QAPP addendum-specified target analytes reported?	X				QAPP Table 4-5
6. Was the GC/MS system tuned with bromofluorobenzene (BFB) during each 12 hour shift (prior to ICAL and Cal Ver.)?	X				QSM Table F-4
7. Calibration					
7a. Did the initial calibration curve consist of 5 concentration levels?	X			Instrument A3UX11–6/19/12 Instrument A3UX15–7/23/12	QSM Table F-4 R
7b. Did the Calibration Check Compounds (CCCs) (see Table 1 below) relative standard deviations (%RSD) ≤ 30%?	X				QSM Table F-4 R
7c. Were the minimum response factors (RFs) for the System Performance Check Compounds (SPCCs) (see Table 2 below) met?	X				QSM Table F-4
7d. Did target analytes with an average calibration type have an RSD ≤ 15%?	X				QSM Table F-4 15% <RSD< 20% = J/UJ
7e. IF the RSD was >15% was a different calibration option used?	X				
7f. If a linear regression curve was used, was the correlation coefficient r>0.995?	X			Instrument A3UX11–6/19/12-Acetone and methylene chloride used a linear fit with r>0.995. Instrument A3UX15–7/23/12-Methylene chloride used a linear fit with r>0.995.	QSM Table F-4 R<0.99=-J/R
7g. If a non-linear regression was used, was the COD r≥0.99, with a minimum of 6 points for second order and 7 points for third order?			X	Instrument A3UX15–7/23/12- cis-1,3-dichloropropene, bromoform and trans-1,3-dichloropropene	QSM Table F-4 R<0.99=-J/R
8. Was a LOD Level Verification performed quarterly for each reported analyte with detected results?	X			Instrument A3UX15–5/16/12 @1228, 1250,1313 Instrument A3UX11–5/15/12 @1448, 1425 5/2/12 @ 1510	QSM Table F-4 and section D.1.2.1

Project Number: 030174.0016
Sample Event: July 2012
Data Reviewer/Date: Angye Dragotta/Sept 4, 2012

SDG: 240-13441-1 Rev0
Analysis: SW846 8260B

Review Questions:	Yes	No	N/A	Comments	Qual/Criteria
9. Was a MRL Level Verification run at the beginning and end of every daily sequence or every 12 hours?	X				
10. Were the QC/MRL recoveries 70-130%		X		A3UX15–7/30/12- Opening MRL analyzed @ 1016 recovered above control limits of 70-130% for cis-1,3-dicloropropene at 171%, methylene chloride at 220% and trans-1,3-dichloropropene at 152%. The closing MRL analyzed at 2025 recovered above control limits of 70-130% for cis-1,3-dicloropropene at 151% and trans-1,3-dichloropropene at 138%. No qualifications were made as there were no detected concentrations reported for these targets in the bracketed field samples. A3UX11–8/1/12- Opening MRL analyzed @ 1226 recovered above control limits of 70-130% for methylene chloride at 165% and below control limits for chloroethane at 68%. The closing MRL analyzed at 2240 recovered above control limits of 70-130% for bromomethane at 171%, chloroethane at 185% and methylene chloride at 157% and below control limits for acetone at 30%. An MDL check was analyzed following the closing MRL check with detected acetone results. The acetone results and chloroethane results for sample FWGFWGmw-012-0092-GW were qualified as estimated, "UJ". No additional qualifications were required as there were no detected concentrations reported for the bracketed field samples. A3UX11–7/31/12- Opening MRL analyzed @ 1117 recovered above control limits of 70-130% for methylene chloride at 145% and chloroethane at 162%. The closing MRL analyzed at 2115 recovered above control limits of 70-130% for chloroethane at 148% and methylene chloride at 146%. The methylene chloride results for samples FWGTeam3-Trip and FWGTeam4-Trip were qualified as estimated, "J". .	Louisville Supplement to the DOD QSM
11. Was a second source verification (ICV) analyzed? Were results 80-120%?		X		A3UX11 6/19/12 @ 2044- The chloroethane ICV had a %D above control limits of 20% at 25.7%. No qualifications were required as there were no detected chloroethane results reported for the bracketed samples.	QSM Table F-4 J=<80% and >120%

Project Number: 030174.0016
Sample Event: July 2012
Data Reviewer/Date: Angye Dragotta/Sept 4, 2012

SDG: 240-13441-1 Rev0
Analysis: SW846 8260B

Review Questions:	Yes	No	N/A	Comments	Qual/Criteria
12. Was a CCV run daily prior to analysis and every 12 hours of analysis time?	X				QSM Table F-4
12a. Were the average response factors (RFs) for the System Performance Check Compounds (SPCCs) (see Table 2 below) met?	X				QSM Table F-4
12b. Were all target analytes ≤ 20%D?		X		A3UX15 7/30/12 @ 0953- The %D for the following analytes were above control limits of 20% D; methylene chloride at 64.2%, carbon disulfide at 23.8% and bromodichloromethane at 25.6%. No qualifications were required as there were no detected methylene chloride, carbon disulfide or bromodichloromethane results reported for the samples associated with this CCV. A3UX11 8/1/12 @ 1203- The %D for the following analytes were above control limits of 20% D; bromomethane at 20.7%, acetone at 41.6% and methylene chloride at 22.7%. No qualifications were required as there were no detected methylene chloride, acetone or bromomethane results reported for the samples associated with this CCV. A3UX11 7/27/12 @ 1054- The %D for the following analytes were above control limits of 20% D; bromomethane at 34.2% and chloroethane at 47.5%. No qualifications were required as there were no detected or chloroethane results reported for the samples associated with this CCV.	QSM Table F-4 %D <20% = J/UJ
13. Were the internal standards added to every sample?	X				QSM Table F-4
13a. Was the EICP area between -50% and +100% of the ICAL mid-point standard?	X				QSM Table F-4 R
13b. Were the retention times for all IS compounds within ±30 seconds from the RT of the mid-point standard in the ICAL?	X				QSM Table F-4 J/UJ
14. Were the retention times for target analytes within ±0.06 RRT units from the RT of the mid-point standard in the ICAL or the most recently updated RRT for all samples?	X				QSM Table F-4 J
15. Was a method blank prepared and analyzed with each batch?	X				QSM Table F-4

Ravenna, OH Data Review Checklist

Project Number: 030174.0016
Sample Event: July 2012
Data Reviewer/Date: Angye Dragotta/Sept 4, 2012

SDG: 240-13441-1 Rev0
Analysis: SW846 8260B

Review Questions:	Yes	No	N/A	Comments	Qual/Criteria
15a. Were target analytes detected in the method blank >1/2 the MRL >RL for common contaminants?	X			Checked by ADR. Methylene chloride was detected in the method blank analyzed 7/30/12 at 0.852ug/L and on 8/1/12 at 0.53ug/L. No qualifications were made as there were no detected methylene chloride concentrations reported for the associated field samples.	QSM Table F-4 <5/10X =B
16. Was a field blank (equipment and/or trip) collected and analyzed?	X			FWGEQUIPRinse1-0154-GW, FWGTEAM1-TRIP, FWGTEAM2-TRIP and FWGTEAM3-TRIP, FWGTEAM4- TRIP	
16a. Were target analytes detected in the field blank?	X			Checked by ADR. Acetone was detected in FWGTEAM2-TRIP at 1.1ug/l and FWGTEAM4-TRIP had acetone detected at 8.8ug/L and methylene chloride at 0.6ug/L. Acetone was detected FWGEQUIPRinse1-0154-GW at 7.5ug/L and toluene at 0.16ug/L. The acetone results for samples FWGLL1MW-086-0111-GW and FWGFWGMW-010-0090-GW, were qualified, "B".	QSM Table F-4 <5/10X =B
17. Was a LCS prepared and analyzed with each batch?	X				QSM Table F-4
17a. Were the LCS recoveries within limits specified in Table G-5 of the DoD QSM?	X			ADR checked section;	QSM Table F-4, Table G-5 J/UJ
18. Was a MS/MSD prepared with each batch?	X				QSM Table F-4
18a. Were the MS/MSD recoveries within limits specified in Table G-4 of the DoD QSM with an RPD <30%?	X			ADR checked section;	QSM Table F-4, Table G-5 J/UJ Parent sample only
19. Was a field duplicate analyzed?	X				QSM Table F-4,
19a. Were the field duplicates RPDs within ±30%?	X			Checked by ADR.	QSM Table F-4, RPD >30=J Parent sample only
20. Were surrogate recoveries within control limits specified in the DOD QSM?	X				QSM Tables F-4 & G-3 >150%=J; 10% - 50%=J/UJ; <10%=J/R
21. Were reported sample concentrations within calibration range?	X				

References:
DoD Quality Systems Manual (QSM), version 4.1, October 2010
Louisville DoD Quality Systems Manual Supplement (LS), Version 1 March 2007

Project Number: 030174.0016
Sample Event: July 2012
Data Reviewer/Date: Angye Dragotta/Sept 4, 2012

SDG: 240-13441-1 Rev0
Analysis: SW846 8260B

Final Facility Wide Groundwater Monitoring Program, RVAAP-66 Facility Wide Groundwater Quality Assurance Project Plan (QAPP) Addendum for the Ravenna Army Ammunition Plant, Ravenna, OH, Environmental Quality Management, January 2012
Final Facility Wide Quality Assurance Project Plan for Environmental Investigations Groundwater for the Ravenna Army Ammunition Plant, Ravenna, OH, SAIC, February 2011

Additional Comments:

Table1- CCCs

Analyte
1,1-Dichloroethene
Chloroform
1,2-Dichloropropane
Toluene
Ethylbenzene
Vinyl chloride

Table 2- SPCCs

Analyte	Minimum RF
Chloromethane	0.10
1,1-Dichlorethane	0.10
Bromoform	0.10
Chlorobenzene	0.30
1,1,2,2-Tetrachloroethane	0.30

Ravenna, OH Data Review Checklist

Project Number: 030174.0016
Sample Event: July 2012
Data Reviewer/Date: Angela Dragotta/ September 12, 2012

SDG: 240-13441-2 R0
Analysis: SW846 8270

Review Questions:	Yes	No	N/A	Comments	Qual/Criteria
1. Did Chain-of-Custody information agree with laboratory report?	X			FWGLL2mw-265c-0114-GW/GF listed on the COC. Laboratory reported as FWGLL2-265c-0114-GW/GF.	
2. Were samples preserved properly and received in good condition?	X				QAPP Table 5-1,
3.Were holding times met?				Samples FWGEBGmw-125c-0079-GW was re-extracted outside hold time but within 2x hold (11 days). The results for FWGEBGmw-125c-0079-GW were qualified as estimated, "J/UJ".	QAPP Table 5-1, J/UJ/R
4. Were sample storage requirements met?	X				QAPP Table 5-1,
5. Were all QAPP-specified target analytes reported?	X				QAPP Table 4-6
6. Was the GC/MS system tuned each 12 hour shift (prior to ICAL and Cal Ver.)?	X				QSM Table F-4
7. Initial Calibration					
7a. Did the initial calibration curve consist of 5 concentration levels?	X			Instrument A4HP9–8/22/12 Instrument A4HP10–7/30/12,8/22/10	QSM Table F-4 R
7b. Did the Calibration Check Compounds (CCCs) (see Table 1 below) relative standard deviations (%RSD) ≤ 30%?	X				QSM Table F-4 R
7c. Were the minimum response factors (RFs) for the System Performance Check Compounds (SPCCs) (see Table 2 below) ≤0.050?	X				QSM Table F-4
7d. Were all other target analytes reported with an avg response have an RSD ≤ 15%?	X				QSM Table F-4 15% <RSD< 20% = J/UJ
7e. IF the RSD was >15% was a different calibration option used?	X				
7f. If a linear regression curve was used, was the correlation coefficient r>0.995?	X				QSM Table F-4 R<0.99=-J/R
7g. If a non-linear regression was used, was the COD r≥0.99, with a minimum of 6 points for second order and 7 points for third order?	X			A4HP10 (7/30/12) Benzoic acid, 2,4-dinitrophenol, hexachlorocyclopentadiene, 4,6-dinitro-2-methylphenol used a quadratic fit. (8/22/12) Benzoic acid, 2,4-dinitrophenol, hexachlorocyclopentadiene, 2,4-dinitrophenol, 4,6-dinitro-2-methylphenol, 2,6-ditrotoluene, 2,4-dinitrotoluene and di-n-dioctylphthalate used a quadratic fit. A4HP9 Benzoic acid, 2,4-dinitrophenol, 4,6-dinitro-2-methylphenol and pentachlorophenol used a quadratic fit.	QSM Table F-4 R<0.99=-J/R

Project Number: 030174.0016
Sample Event: July 2012
Data Reviewer/Date: Angela Dragotta/ September 12, 2012

SDG: 240-13441-2 R0
Analysis: SW846 8270

Review Questions:	Yes	No	N/A	Comments	Qual/Criteria
8. Was a LOD Level Verification performed quarterly for each reported analyte?	X				QSM Table F-4 and section D.1.2.1
9 Was a breakdown check run at the beginning of every 12 hours with DDT degradation <20% and tailing factors of benzidine and pentachlorophenol ≤2?	X				QSM Table F-4 R
10. Was a MRL Level Verification run at the beginning and end of every daily sequence or every 12 hours with recoveries within 70-130%?	X			The MRL analyzed 8/1/12 @ 1504 recovered below control limits of 70-130% for 2,4-ditrophenol at 45%. AN MDL check was analyzed after the MRL with detected 2,4-dinitrophenol results. The 2,4-dinitrophenol results for samples FWGRQLMW-009C-0129-GW, FWGRQLMW-DUP7-0145-GW, FWGRQLMW-008C-0128-GW, FWGRQLMW-007C-0127-GW, FWGEQUIPRINSE1-0154-GW, FWGLL1MW-087-0112-GW, FWGSCFmw-004-0131-GW, FWGLL2mw-265c-114-GW and FWGLL2mw-059c-0113-GW were qualified as estimated, "UJ".	Louisville Supplement to the DOD QSM
11. Was a second source verification (ICV) analyzed? Were results 80-120%?	X			A4HP10 8/22/12 @ 1453, 7/30/12 @ 1711 The ICV analyzed 7/30/12 @1711 had a %D outside control limits of 20% for 3,3'-dichlorobenzidine with a % D of -23.6. The ICV analyzed 8/22/12 @1453 had a %D outside control limits of 20% for 3,3'-dichlorobenzidine with a % D of -23.1. The 3,3'-dichlorobenzidine results for samples FWGRQLMW-009C-0129-GW,FWGRQLMW-DUP7-0145-GW, FWGRQLMW-008C-0128-GW, FWGRQLMW-007C-0127-GW, FWGEQUIPRINSE1-0154-GW, FWGLL1MW-087-0112-GW, FWGLL1MW-086-0111-GW, FWGFWGMW-011-0091-GW, FWGFWGMW-012-0092-GW, FWGLL4MW-0201-0120-GW, FWGFWGMW-010-0090-GW, FWGEBGmw-131-0080-GWand FWGLL3MW-244-0117-GW were qualified as estimated, "UJ". The A4HP9 8/22/12 @ 1658, The ICV recovered below limits of 20% with a %D of 20.7% for 4-chloroaniline, benzo(b) fluoranthene at 26.1%, benzo(a)pyrene at 23.4% and 37.3% for 3,3'-dichlorobenzidine. No qualifications were made for the ICV outlier from 8/22/12 on HP9 as none of the outliers targets were requested targets for the bracketed sample, FWGEBGmw-125-0079-GW.	QSM Table F-4 J=<80% and >120%

Project Number: 030174.0016
Sample Event: July 2012
Data Reviewer/Date: Angela Dragotta/ September 12, 2012

SDG: 240-13441-2 R0
Analysis: SW846 8270

Review Questions:	Yes	No	N/A	Comments	Qual/Criteria
12. Was a CCV run daily prior to analysis and every 12 hours of analysis time?	X			A4HP10 8/1/12 @0926, 8/22/12 @ 1705 A4HP9 8/23/12 @ 1245	QSM Table F-4
12a. Were the average response factors (RFs) for the System Performance Check Compounds (SPCCs) ≥0.050?	X				QSM Table F-4
12b. Were all target analytes ≤ 20%D?	X				QSM Table F-4 %D <20% = J/UJ
13. Were the internal standards added to every sample?	X				QSM Table F-4
13a. Was the EICP area between -50% and +100% of the ICAL mid-point standard?	X				QSM Table F-4 R
13b. Were the retention times for all IS compounds within ±30 seconds from the RT of the mid-point standard in the ICAL?	X				QSM Table F-4 J/UJ
14. Were the retention times for target analytes within ±0.06 RRT units from the RT of the mid-point standard in the ICAL or the most recently updated RRT for all samples?	X				QSM Table F-4 J
15. Was a method blank prepared and analyzed with each batch?	X				QSM Table F-4
15a. Were target analytes detected in the method blank >1/2 the MRL, >RL for common contaminants?	X			Checked by ADR. bis (2-ethylhexyl)phthalate was detected in the method blank for batch 240-51975 at 0.977ug/L and in batch 240-53151 at 13.4ug/L. The bis (2-ethylhexyl) phthalate results for samples FWGLL1mw-065c-0110-GW, FWGLL2mw-265c-0114-GW and FWGRQLmw-008c-0128-GW were qualified, "B".	QSM Table F-4 <5/10X =B
16. Was a field blank (equipment and/or trip) collected and analyzed?	X			FWGEQUIPRinse1-0154-GW	
16a. Were target analytes detected in the field blank?		X		Checked by ADR.	QSM Table F-4 <5/10X =B
17. Was a LCS prepared and analyzed with each batch?	X				QSM Table F-4
17a. Were the LCS recoveries within limits specified in Table G-6 of the DoD QSM?		X		ADR checked section; The LCS associated with batch 240-52110 recovered below control limits (50-105%) for 2-chloronaphthalene at 48%. The 2-chloronaphthalene results for samples FWGEBGMW-131-	QSM Table F-4, Table G-6 J/UJ

Review Questions:	Yes	No	N/A	Comments	Qual/Criteria
				0080-GW, FWGFWGMW-010-0090-GW, FWGFWGMW-011-0091-GW, FWGFWGMW-012-0092-GW, FWGLL12MW-182C-0101-GW, FWGLL12MW-182SS-0102-GW, FWGLL1MW-064C-0109-GW, FWGLL1MW-086-0111-GW, FWGLL3MW-244-0117-GW, FWGLL4MW-0199C-0119-GW and FWGLL4MW-0201-0120-GW were qualified as estimated, "UJ".	
18. Was a MS/MSD prepared with each batch?	X				
18a. Were the MS/MSD recoveries within limits specified in Table G-6 of the DoD QSM with an RPD <30%?		X		ADR checked section; The matrix spike and duplicate analyzed on sample FWGRQLmw-008c-0128-GW recovered below control limits of 20-110% for dichlorobenzidine at 0% and above control limits of 35-135% for di-n-octylphthalate at 211% in the MS and 1506% in the MSD. The MSD recovered below control limits of 55-110% for benzo(a)pyrene at 54%. The MS/MSD RPD was above control limits of 30% for 3-nitroaniline at 36%, 4-chloroaniline at 41%, benzoic acid and b(2-chloroethyl) ether at 39% and di-n-octylphtalate at 151%. The benzo (a) pyrene, 3-nitroaniline, 4-chloroaniline, benzoic acid and bis(2-chloroethyl) ether, di-n-octylphtalate and dichlorobenzidine results for FWGRQLmw-008c-0128-GW were qualified as estimated, "UJ". The matrix spike analysis performed on sample FWGLL11mw-086-0111-GW recovered below control limits of 50-105% in the MS and MSD for 2-chloronaphthalene at 46% and 44%, below limits of 55-110% for benzo(a)pyrene at 39% and 18%, below limits for bis(2-rthylhexyl)phthalate at 18% and 25%, below control limits of 35%and 135% for di-n-octylphthalate at 17% and 24%, The MS spike recovered below control limits of 40-125% for benzo(g,h,i) perylene at 38% and dibenz(a,h) anthracene at 39%. The MS spike recovered below control limits of 45-125% for indeno(1,2,3-cd)pyrene at 37% and dibenz(a,h) anthracene at 39%. The matrix spike duplicate recovered below control limits of 20-110% for 3,3'dichlorobenzidene at 7% and below control limits of 50-110% for n-nitroso-diphenylamine at 49%. The MS/MSD RPD recovered above control limits of 30% for 3,3'-dichlorobenzidine at 91%, at 68% for benzo(a)pyrene, at 31% for bis(2-ethylhexyl)phthalate at 31%, di-n-octylphthalate at 41% and hexachlorocyclopentadiene at 34%. The 2-	QSM Table F-4, Table G-6 J/UJ Parent sample only

Project Number: 030174.0016
Sample Event: July 2012
Data Reviewer/Date: Angela Dragotta/ September 12, 2012

SDG: 240-13441-2 R0
Analysis: SW846 8270

Review Questions:	Yes	No	N/A	Comments	Qual/Criteria
				chloronaphthalene, benzo(a)pyrene , bis(2-ethylhexyl)phthalate, di-n-octylphthalate, benzo(g,h,i) perylene, dibenz(a,h) anthracene, indeno(1,2,3-cd)pyrene, n-nitroso-diphenylamine, 3,3'-dichlorobenzidine, benzo(a)pyrene and hexachlorocyclopentadiene results for sample FWGLL11mw-086-0111-GW were qualified as estimated, "J/UJ". The matrix spike analysis performed on sample FWGFWGmw-012-0092-GW recovered below control limits of 55-110% in the MS and MSD for benzo(a)pyrene at 54% and 46%. The MSD recovered above control limits of 35%-135% for di-n-octylphthalate at 362%. The MS/MSD RPD recovered above control limits of 30% for 3,3'-dichlorobenzidine at 41% and for di-n-octylphthalate at 120%. The benzo (a) pyrene, di-n-octylphthalate and 3,3'-dichlorobenzidine results for sample FWGFWGmw-012-0092-GW were qualified as estimated, "J/UJ".	
19. Was a field duplicate analyzed?	X			Checked by ADR	
19a. Were the field duplicates RPDs within ±50%?	X			Checked by ADR.	QSM Table F-4, RPD >50=J Parent sample only
20. Were surrogate recoveries within control limits specified in the DOD QSM?		X		The surrogate 2-fluorobiphenyl recovered below control limits of 50-110% for sample FWGLL12mw-182c-0101-GWat 39%, FWGLL11mw-065c-0110-GW at 46%, FWGLL1mw-087-0112-GW at 44%, FWGLL2mw-265c-0114-GW at 49%, FWGLL2mw-059c-0113-GW at 47%, FWGRQLmw-007c-0127-GW at 49% and FWGSCFmw-004-0131-GW at 43%. Due to hold time exceedances/ in adequate volume , the samples could not be reextracted and were reported with the surrogate outliers. The results for FWGLL12mw-182c-0101-GWat, FWGLL11mw-065c-0110-GW, FWGLL1mw-087-0112-GW, FWGLL2mw-265c-0114-GW, FWGLL2mw-059c-0113-GW, FWGRQLmw-007c-0127-GW and FWGSCFmw-004-0131-GW were qualified as estimated, "J/UJ".	QSM Tables F-4 & G-3 >150%=J; 10% - 50%=J/UJ; <10%=J/R
21. Were reported sample concentrations within calibration range?	X				

References:
DoD Quality Systems Manual (QSM), version 4.1, October 2010

Project Number: 030174.0016
Sample Event: July 2012
Data Reviewer/Date: Angela Dragotta/ September 12, 2012

SDG: 240-13441-2 R0
Analysis: SW846 8270

Louisville DoD Quality Systems Manual Supplement (LS), Version 1 March 2007

Final Facility Wide Groundwater Monitoring Program, RVAAP-66 Facility Wide Groundwater Quality Assurance Project Plan (QAPP) Addendum for the Ravenna Army Ammunition Plant, Ravenna, OH, Environmental Quality Management, January 2012

Final Facility Wide Quality Assurance Project Plan for Environmental Investigations Groundwater for the Ravenna Army Ammunition Plant, Ravenna, OH, SAIC, February 2011
Additional Comments:

Table 1: CCCs *(All analytes if CCCs not included in standard)*

Base / Neutral Compounds	Acid Compounds
Acenaphthalene	4-Chloro-3-methylphenol
1,4-Dichlorobenzene	2,4-Dichlorophenol
Hexachlorobutadiene	2-Nitrophenol
N-Nitrosodiphehylamine	Phenol
Di-n-octylphthalate	Pentachlorophenol
Fluoroanthene	2,4,6-Trichlorophenol
Benzo(a)pyrene	

Table 2: SPCCs -

N-Nitroso-di-n-propylamine	0.050
Hexachlorocyclopentadiene	0.050
2,4-Dinitrophenol	0.050
4-Nitrophenol	0.050

Ravenna, OH Data Review Checklist

Project Number: 030174.0016
Sample Event: July 2012
Data Reviewer/Date: Angye Dragotta/ September 11, 2012

SDG: 240-13441-1 R0
Analysis: SW846 8081A

Review Questions:	Yes	No	N/A	Comments	Qual/Criteria
1. Did Chain-of-Custody information agree with laboratory report?		X		FWGLL2mw-265c-0114-GW/GF listed on the COC. Laboratory reported as FWGLL2-265c-0114-GW/GF.	
2. Were samples preserved properly and received in good condition?	X				QAPP Table 5-1, NELAC
3. Were holding times met?		X		Checked by ADR. Samples FWGFWGmw-011-0091-GW, FWGRQLmw-009c-0129-GW and FWGRQLmw-DUP7-0145-GW were extracted outside the hold time of seven days but were extracted within 2x hold (14 days). The results for samples FWGFWGmw-011-0091-GW, FWGRQLmw-009c-0129-GW and FWGRQLmw-DUP7-0145-GW were qualified as estimated, "UJ".	QAPP Table 5-1 J/UJ/R
4. Were sample storage requirements met?	X				QAPP Table 5-1
5. Were all QAPP-specified target analytes reported?	X				QAPP Table 4-3
6. Was a DDT standard analyzed every 12 hours? Was the DDT %breakdown < 15%?	X				QSM Table F-2 >15%=J/R
7. Was an endrin standard analyzed every 12 hours? Was the endrin %breakdown <15%?		X			QSM Table F-2 >15%=J/R
8. Initial Calibration					
8a. Does the initial calibration curve consist of 5 concentration levels?	X			Instrument A2HP3 7/27/12, 8/10/12 7/30/12 & 8/10/12 (tox) Instrument A2HP9 8/4/12	QSM Table F-2 R
8a. Were the %RSDs for each analyte ≤ 20%? OR was the average %RSD ≥20% with the r^2 >0.990?	X				QSM Table F-2 RSD>20% or r<0.99=J/R
9. Was a LOD Level Verification performed once per quarter with all target analytes detected?		X		No data provided so no evaluation could be made.	QSM Table F-2 R
10. Was a MRL Verification performed at the beginning and end of the sequence or every 12 hours with results within limits of 70-130%?		X		The MRL analyzed 8/9/ 12 @1904 recovered below control limits for 4,4'-DDD at 61%. The 4,4-DDD results for samples FWGRQLmw-009c-0129-GW, FWGRQLmw-DUP7-0145-GW and FWGFWGmw-011-0091-GW were qualified as estimated, "UJ".	QSM Table F-2, G-14 >UL=J; <LL=J/UJ/R
11. Was a second source (ICV) verification analyzed after the ICAL? Were results 80-120%?	X				QSM Table F-2 >120%=J; <80%=J/UJ
12. Was a CCV run every 12 hours or at the beginning and end of the analytical run		X		The CCV analyzed 8/10/12 @ 0023 on CLP-1 had %D above control limits of 20% for alpha-BHC at 26.6%, gamma-BHC at 26.2%,beta-BHC at 23.5%,	QSM Table F-2 >120%=J;

Ravenna, OH Data Review Checklist

Project Number: 030174.0016
Sample Event: July 2012
Data Reviewer/Date: Angye Dragotta/ September 11, 2012

SDG: 240-13441-1 R0
Analysis: SW846 8081A

Review Questions:	Yes	No	N/A	Comments	Qual/Criteria
with the %D for all target analytes ≤20%?				delta-BHC at 21.5%, heptachlor at 27%, heptachlor epoxide at 26.4%, gamma chlordane at 23.1%, alpha-chlordane at 21.0%, endosulfan I at 25.1%, dieldrin at 26.4%, endrin at 26.0%, 4,4-DDD at 21.2%, 4,4-DDT at 22.3%, methoxychlor at 21.0% and DCB at 73.9%. The CCV analyzed 8/10/12 @ 0518 on CLP-1 had %D above control limits of 20% for alpha-BHC at 23.5%, gamma-BHC at 24.5%, heptachlor at 21.7%, heptachlor epoxide at 22.9%, endosulfan I at 23.0%, dieldrin at 22.1% and endrin at 24.4%. No qualifications were made as CLP-1 was used for confirmation.	<80%=J/UJ
13. Was a method blank prepared and analyzed with each batch?	X				QSM Table F-2
14. Were target analytes detected> ½ the RL?		X			QSM Table F-2 <5x=B
15. Was a field blank collected and analyzed?	X				
16. Were target analytes detected in the field blank analyses >1/2 the MRL?		X			QSM Table F-2 <5x=B
17. Was an LCS prepared and analyzed with each batch?	X				QSM Table F-2
18. Were the LCS recoveries within limits specified in QSM Table G-14?	X			Checked by ADR.	QSM Table G-14 >UL=J; <LL=J/UJ/R
19. Was a MS/MSD pair prepared with each batch?	X				QSM Table F-2
20. Was the MS/MSD parent a Ravenna sample?	X			4,4-DDE	
21. Were MS/MSD recoveries and RPD within limits specified in QSM Table G-14?		X		The matrix spike analyzed on sample FWGRQLmw-008c-0128-GW recovered below control limit of 35% for 4,4'-DDE at 32%, 4,4-DDT at 37% (lower control limit (LCL) 45%), alpha-BHC at 59% (LCL 60%), dieldrin at 54% (LCL 60%), endrin aldehyde at 54% (LCL 55%) and methoxychlor at 44% (LCL 55%). The matrix spike and spike duplicate recovered below control limits for alpha-chlordane at 44% and 55% (LCL 65%), beta-BHC at 57 and 64% (LCL 65%), endosulfan I at 39 and 42%, endrin ketone at 57% and 61% (LCL 75%), gamma-chlordane at 39% and 52% (LCL 60%) and heptachlor epoxide at 52% and 53% (LCL 60%). The for 4,4'-DDE,4,4-DDT, alpha-BHC, dieldrin, endrin aldehyde, methoxychlor alpha-BHC, beta-	QSM Table F-2 Pj with >UL=J; <LL=J/UJ/R

Ravenna, OH Data Review Checklist

Project Number: 030174.0016
Sample Event: July 2012
Data Reviewer/Date: Angye Dragotta/ September 11, 2012

SDG: 240-13441-1 R0
Analysis: SW846 8081A

Review Questions:	Yes	No	N/A	Comments	Qual/Criteria
				BHC at 57, endosulfan I, endrin ketone, gamma-chlordane and heptachlor epoxide results for sample FWGRQLmw-008c-0128-GW were qualified as estimated, "J/UJ". The matrix spike analyzed on sample FWGFWGmw-012-0092-GW recovered below control limits of 50% for endosulfan I at 48% and endrin ketone at 74% (LCL 75%). The endrin ketone and endosulfan I results for sample FWGFWGmw-012-0092-GW were qualified as estimated, "UJ".	
22. Were surrogate recoveries as specified in QSM table G-3?		X		The surrogate, DCB, recovered below control limits of 30-135% in sample FWGLL1mw-086-0111-GW at 23%, FWGRQLmw-007c-0127-GW at 28%, and FWGRQLmw-008c-0128-GW at 19%. The sample results FWGLL1mw-086-0111-GW, FWGRQLmw-007c-0127-GW and FWGRQLmw-008c-0128-GW were qualified as estimated, "J/UJ". Surrogate recoveries only evaluated for CLP-2 as CLP-1 was used for confirmation only.	QSM Table F-2 >LL=J; <LL=UJ/J/R
23. Was a field duplicate analyzed? Were the RPDs ≤50%?	X			Checked by ADR.	RPD >50=J parent sample only
24. Were all positive results verified by a second column confirmation? Were the RPD's ≤ 40?			X	There were no detected concentrations greater than the LOD, so no evaluation was made.	QSM Table F-2 >40 RPD=J

References:
DoD Quality Systems Manual (QSM), version 4.1, October 2010

Louisville DoD Quality Systems Manual Supplement (LS), Version 1 March 2007

Final Facility Wide Groundwater Monitoring Program, RVAAP-66 Facility Wide Groundwater Quality Assurance Project Plan (QAPP) Addendum for the Ravenna Army Ammunition Plant, Ravenna, OH, Environmental Quality Management, January 2012

Final Facility Wide Quality Assurance Project Plan for Environmental Investigations Groundwater for the Ravenna Army Ammunition Plant, Ravenna, OH, SAIC, February 2011

Additional Comments:

Ravenna, OH Data Review Checklist

Project Number: 030174.0016
Sample Event: July 2012
Data Reviewer/Date: Angye Dragotta/September 11, 2012

SDG: 240-13441-1 R0
Analysis: SW846 8082

Review Questions:	Yes	No	N/A	Comments	Qual/Criteria
1. Did Chain-of-Custody information agree with laboratory report?		X		FWGLL2mw-265c-0114-GW/GF listed on the COC. Laboratory reported as FWGLL2-265c-0114-GW/GF.	
2. Were samples preserved properly and received in good condition?	X				QAPP Table 5-1
3. Were holding times met?		X		Checked by ADR. Due to surrogate outliers, samples FWGLL2mw-059c-0113-GW, FWGRQLmw-007c-0127-GW and FWGRQLmw-DUP7-0145-GW were extracted outside the hold time of seven days but were extracted within 2x hold (14 days). The results for samples FWGLL2mw-059c-0113-GW, FWGRQLmw-007c-0127-GW and FWGRQLmw-DUP7-0145-GW were qualified as estimated, "UJ".	QAPP Table 5-1 J/UJ/R
4. Were sample storage requirements met?	X				QAPP Table 5-1
5. Were all QAPP-specified target analytes reported?	X				QAPP Table 4-3
6. Calibration					
6a. Does the initial calibration curve consist of 5 concentration levels of Aroclors 1016 and 1260?	X			Instrument A2HP4 7/23/12 Stds = 0.05, 0.1, 0.2, 0.5, 1.0, 2.0	QSM Table F-2 R
6b. Was the % RSD ≤ 20%? or Were the r^2s >0.990?	X				QSM Table F-2 RSD>20% or r<0.99= J/R
7. Was a LOD Verification performed once per quarter? Were all target analytes detected?	X			4/26/12	QSM Table F-2 R
8. Was an MRL Level Verification performed at the beginning and end of the sequence or every 12 hours? Were recoveries 70-130%?		X		The MRL analyzed 8/7/12 @ 1511on CLP-1 recovered above control limits of 70-130% for Aroclor 1016 at 136% and at 2202 aroclor 1016 recovered at 142%. No qualifications were made as there were no detected aroclor concentrations reported for the bracketed samples.	LCG Table 3 >UCL=J; <LCL=J/UJ/R;
9. Was a second source (ICV) verification performed after the ICAL? Were the avg of all peaks for each aroclor 80-120%?	X				QSM Table F-2 >120%=J; <80%=J/ UJ/R
10. Were single standards of the other five Aroclors run to aid in pattern recognition and to determine a single point calibration factor?			X	All other aroclors calibrated.	Method 8082 Section 5.6.2
11. Was a CCV run every 12 hours?	X				QSM Table F-2

Ravenna, OH Data Review Checklist

Project Number: 030174.0016
Sample Event: July 2012
Data Reviewer/Date: Angye Dragotta/September 11, 2012

SDG: 240-13441-1 R0
Analysis: SW846 8082

Review Questions:	Yes	No	N/A	Comments	Qual/Criteria
12. Was the % D ≤ 20 % for each analyte?		X		The aroclor1260 CCV analyzed 8/7/12 at 1456 on CLP-1 had a %D below control limits of 20% at 20.8%. No qualifications were made as CLP-1 was used for confirmation.	QSM Table F-2 D>20%(neg)=J/R D>20% (pos) =J
13. Was a method blank prepared and analyzed with each batch?	X			Section checked by ADR	QSM Table F-2
14. Were target analytes <1/2 the MRL?	X				QSM Table F-2 <5x = B
15. Was an equipment blank collected and analyzed?	X				
16. Were target analytes in the field blank analyses (equipment) <1/2 the MRL?	X			Section checked by ADR	QSM Table F-2 <5x = B
17. Was an LCS prepared and analyzed with each batch?	X				QSM Table F-2
18. Were the LCS recoveries within limits specified in LCG Appendix C?	X			Section checked by ADR	QSM Table F-2, Table G-16 >UL=J; <LCL%=J/R/UJ;
19. Was a MS/MSD pair prepared with each batch?	X			Insufficient sample volume for matrix spike analysis.	LCG Table 3
20. Was the MS/MSD parent a Ravenna sample?	X				
21. Were MS/MSD recoveries and RPD within limits specified in the DOD QSM Table G-16?		X		Checked by ADR. The matrix spike analysis on sample FWGRQLmw-008c-0128-GW had a recovery for aroclor 1260 below control limits of 30-145% at 26%, with a MSD/MSD RPD of 36% (limit 30%). The aroclor 1260 result for sample FWGRQLmw-008c-0128-GW was qualified as estimated, "UJ".	QSM Table F-2, Table G-16 >UL=J; <LCL%=J/R/UJ;
22. Was the surrogate spiked into all samples?	X				
23. Were surrogate recoveries As specified in table G-3 of the DoD QSM?		X		Checked by ADR. The surrogate, DCB, recovered below control limits of 40-135% for sample FWGFWGmw-011-0091-GW at 29% on CLP-1 and at 24% on CLP-2 , FWGLL1mw-086-0111-GW at 20% on CLP-1 and at 19% on CLP-2, FWGLL1mw-087-0112-GW at 34% on CLP-1 and at 31% on CLP-2, FWGRQLmw-008-0128-GW at 16% on CLP-1 and at 15% on CLP-2, FWGRQLmw-009-0129-GW at 20% on CLP-1 and at 18% on CLP-2 and FWGSCFmw-004-0131-GW at 37% on CLP-2. The results for samples FWGFWGmw-011-0091-GW, FWGLL1mw-086-0111-GW, FWGLL1mw-087-	QSM Table F-2, Table G-3 >UCL=J; <LCL=J/UJ/R

Project Number: 030174.0016
Sample Event: July 2012
Data Reviewer/Date: Angye Dragotta/September 11, 2012

SDG: 240-13441-1 R0
Analysis: SW846 8082

Review Questions:	Yes	No	N/A	Comments	Qual/Criteria
				0112-GW, FWGRQLmw-008-0128-GW, FWGRQLmw-009-0129-GW and FWGSCFmw-004-0131-GW were qualified as estimated, "UJ".	
24. Was a field duplicate analyzed? Were the RPDs <50%?			X	Checked by ADR. No detected concentrations were reported.	QSM Table F-2, RPD >50=J
25. Were all positive results verified by a second dissimilar column confirmation? Was the RPD ≤ 40?			X	No detected concentrations were reported.	QSM Table F-2, RPD>40=J

References:
DoD Quality Systems Manual (QSM), version 4.1, October 2010

Louisville DoD Quality Systems Manual Supplement (LS), Version 1 March 2007

Final Facility Wide Groundwater Monitoring Program, RVAAP-66 Facility Wide Groundwater Quality Assurance Project Plan (QAPP) Addendum for the Ravenna Army Ammunition Plant, Ravenna, OH, Environmental Quality Management, January 2012

Final Facility Wide Quality Assurance Project Plan for Environmental Investigations Groundwater for the Ravenna Army Ammunition Plant, Ravenna, OH, SAIC, February 2011

Ravenna, OH Data Review Checklist

Project Number: 030174.0016
Sample Event: July 2012
Data Reviewer/Date: Angye Dragotta/ September 11, 2012

SDG: 240-13441-1 R0
Analysis: SW846 6010/6020/7470A

Review Questions:	Yes	No	N/A	Comments	Qual/Criteria
1. Did Chain-of-Custody information agree with laboratory report?		X		FWGLL2mw-265c-0114-GW/GF listed on the COC. Laboratory reported as FWGLL2-265c-0114-GW/GF.	
2. Were samples preserved properly and received in good condition?	X				QAPP Table 5-1, NELAC
3. Were holding times met?	X				QAPP Table *5-1* J/UJ/R
4. Were sample storage requirements met?	X				QAPP Table *5-1*
5. Were all QAPP-specified target analytes reported?	X				QAPP Table 4-1
6. Was a LOD Verification performed once per quarter with all target analytes detected?	X			ICP 5/212, ICPMS 5/2/12 and mercury, 5/17/12	DoD QSM Table F-8
7. Tuning (ICP MS Only)					
7a. Was a tune performed daily prior to calibration	X				DoD QSM Table F-8 R
7b. Mass Calibration <0.1 amu from true value	X				
7c. Resolution <0.9 amu full width at 10 % peak height	X				
7d. RSD <%5 for a minimum of four replicate analyses	X				
8.Calibration	X				
8a. Was the ICAL performed daily with at least	X				DoD QSM Tables F-8 and F-7
3 standards and a blank for ICP	X				
2 standards and a blank for ICP MS	X				
5 standards and a blank for Hg	X				
8b. Was the correlation coefficient r≥0.995 for each analyte?	X				DoD QSM Tables F-8 and F-7 r<0.995=J/R
8c. Was the ICV (second source verification) analyzed after the ICAL with results 90-110% of the true value?	X				DoD QSM Tables F-8 and F-7
8d. Was the ICB analyzed after the ICV with detected results <1/2 the MRL?	X			ICP The ICB analyzed 8/7/12 had vanadium detected at 1.24ug/L. The vanadium results for samples FWGRQLmw-007c-0127-GF, FWGLL2mw-265c-0114-GF,	DoD QSM Tables F-8 and F-7

Ravenna, OH Data Review Checklist

Project Number: 030174.0016
Sample Event: July 2012
Data Reviewer/Date: Angye Dragotta/ September 11, 2012

SDG: 240-13441-1 R0
Analysis: SW846 6010/6020/7470A

Review Questions:	Yes	No	N/A	Comments	Qual/Criteria
				FWGSCFmw-004-0131-GF, FWGLL1mw-065c-0110-GF and FWGEBGmw-131-0080-GF were qualified, "U".	< 5x = U
Sample Analysis					
9. Was a MRL Level Verification performed at the beginning of the daily sequence and end of the analytical sequence bracketing samples? Were results 70-130%?	X				LS to the DoD QSM DoD QSM Table G-18 >130%=J; 70-80%=J/UJ; <70%=J/UJ <65%=R
10. Were CCVs analyzed every 10 samples and at the end of the analytical sequence with results 90-110% of the true value?		X		ICPMS-The beryllium CCVs analyzed 8/3/12 1041 to 1247 were above control limits of 90-110% at 111% to 117%. No qualifications were made as the bracketed field samples had no detected beryllium concentrations.	DoD QSM Tables F-8 and F-7 >110%=J, <85%=J/R 90-85%=J/UJ;
11. Were the CCBs run every 10 samples and at the end of the analytical sequence? Were results <1/2 the MRL?	X			ICP The CCBs analyzed 8/7/12 had vanadium detected at 1.76ug/L and 1.8ug/L. The vanadium results for samples FWGRQLmw-007c-0127-GF, FWGLL2mw-265c-0114-GF, FWGSCFmw-004-0131-GF, FWGLL1mw-065c-0110-GF and FWGEBGmw-131-0080-GF were qualified, "U". ICPMS The CCBs analyzed 8/3/12 had thallium detected from 0.328 ug/L to 0.350ug/L, cadmium at 0.0250ug/L and beryllium from 0.035ug/L to 0.05ug/L. The thallium results for samples FWGRQLmw-009c-0129-GF, FWGRQLmw-008c-0128-GF, and FWGLL1mw-087-0112-GF and the cadmium results for samples FWGLL1mw-087-0112-GF and FWGFWGmw-010-0090-GF were qualified "U" as the detected concentrations were <5x the blank contamination.	DoD QSM Tables F-8 and F-7 <5x = U
12. Was an Interelement Check Standard run at the beginning of the analytical sequence and every 12 hours with the ICS recovery within 80 to 120% of true value for each element of interest (ICP and ICPMS only)?	X				DoD QSM Tables F-8 and F-7 >120%=J; 50-79%=J/UJ; <50%=Pj/R
13. Was a method blank prepared and analyzed with each batch?	X				DoD QSM Tables F-8 and F-7

Ravenna, OH Data Review Checklist

Project Number: 030174.0016
Sample Event: July 2012
Data Reviewer/Date: Angye Dragotta/ September 11, 2012

SDG: 240-13441-1 R0
Analysis: SW846 6010/6020/7470A

Review Questions:	Yes	No	N/A	Comments	Qual/Criteria
14. Were target analytes <1/2 the MRL in the method blank?		X		Checked by ADR. ICPMS-The method blank from batch 240-52187 had zinc detected at 9.49ug/L. The zinc result for sample FWGWBGmw-010-0090-GF was qualified, "B".	DoD QSM Tables F-8 and F-7 <5x = B
15. Was a field blank collected and analyzed?	X				
16. Were target analytes reported in the field blank analyses >1/2 the MRL?		X		ADR checked section	DoD QSM Tables F-8 and F-7
17. Was a LCS prepared and analyzed with each batch?	X				DoD QSM Tables F-8 and F-7
18. Were the LCS recoveries within limits specified in LCG Appendix C?	X			Checked by ADR.	DoD QSM Tables G-18, F-8 and F-7 >120%=J; 70-79%=J/UJ; <70%=J/R
19. Was a matrix spike (MS) and lab duplicate sample prepared with each batch?	X				DoD QSM Tables F-8 and F-7
20. Was the MS and Lab Duplicate parent a Ravenna sample?	X				
21. Were the MS recoveries within 80-120%?		X		ICPMS The matrix spike analysis performed on sample FWGRQLmw-008c-0128-GF recovered below control limits of 80%-120% for iron at 69%. The iron results for samples FWGRQLmw-009C-0129-GF), FWGRQLmw-DUP7-0145-GF, FWGRQLmw-008C-0128-GF, FWGRQLmw-007C-0127-GF, FWGLL2mw-265C-0114-GF, FWGEQUIPRINSE1-0154-GW, FWGLL2mw-059C-0113-GF, FWGSCFmw-004-0131-GF, FWGLL1MWmw-087-0112-GF, FWGLL1mw-065C-0110-GF, FWGLL1mw-086-0111-GF, FWGLL1mw-064C-0109-GF, FWGFWGmw-011-0091-GF, FWGFWGmw-012-0092-GF, FWGLL4mw-0201-0120-GF, FWGLL4mw-0199C-0119-GF, FWGEBGmw-125C-0079-GF, FWGEBGmw-131-0080-GF, FWGFWGmw-010-0090-GF and FWGLL3mw-244-0117-GF were qualified as estimated, "J/UJ".	DoD QSM Tables G-18, F-8 and F-7 >120%=J; 70-79%=J/UJ; <70%=J/R All samples in batch
22. Was the lab sample duplicate RPD ≤ 20%?	X				DoD QSM Tables F-8 and F-7 >20% = J All samples in batch

Ravenna, OH Data Review Checklist

Project Number: 030174.0016
Sample Event: July 2012
Data Reviewer/Date: Angye Dragotta/ September 11, 2012

SDG: 240-13441-1 R0
Analysis: SW846 6010/6020/7470A

Review Questions:	Yes	No	N/A	Comments	Qual/Criteria
23. Was a serial dilution performed, with the five fold dilution within ± 10% of the original result?	X				DoD QSM Tables F-8 and F-7 >20% = J All samples in batch
24. Was a Post Digestion Spike analyzed as needed? Were results within 75-125%?	X				LCG Table 7 >125%=J; 30-75%=J/UJ; <30%=R
25. Was a field duplicate analyzed? Were the RPDs ± 50% for sample results detected above the LOD?	X			Checked by ADR.	QAPP Table 3-2 >30% = J parent sample only
26. Were internal standards added to all ICPMS samples with intensity within 30-120% of the intensity of the ICAL internal standard?	X				DoD QSM Table F-8 >120%=J/R <20%=J

References:

- *DoD Quality Systems Manual (QSM), version 4.1, October 2010*
- *Louisville DoD Quality Systems Manual Supplement (LS), Version 1 March 2007*
- *Final Facility Wide Groundwater Monitoring Program, RVAAP-66 Facility Wide Groundwater Quality Assurance Project Plan (QAPP) Addendum for the Ravenna Army Ammunition Plant, Ravenna, OH, Environmental Quality Management, January 2012*
- *Final Facility Wide Quality Assurance Project Plan for Environmental Investigations Groundwater for the Ravenna Army Ammunition Plant, Ravenna, OH, SAIC, February 2011*

Ravenna, OH Data Review Checklist

Project Number: 030174.0016
Sample Event: July 2012
Data Reviewer/Date: Angela Dragotta/ September 12, 2012

SDG: 240-13441
Analysis: SW846 9012

Review Questions:	Yes	No	N/A	Comments	QUAL/Criteria
1. Did Chain-of-Custody information agree with laboratory report?	X			FWGLL2mw-265c-0114-GW/GF listed on the COC. Laboratory reported as FWGLL2-265c-0114-GW/GF.	
2. Were samples preserved properly and received in good condition?	X				QAPP Table 5-1, NELAC
3. Were holding times met?	X				QAPP Table *5-1* J/UJ/R
4. Were sample storage requirements met?	X				QAPP Table *5-1*
5. Were all QAPP-specified target analytes reported?	X				QAPP Table 4-1
6. Does the initial calibration curve consist of at least 6 standards and one blank, with the correlation coefficient R $\geq$ 0.995? ?	X				*DoD QSM Table F-10* R
7. Were a high and low standard distilled and analyzed with results within $\pm$ 15%?	X				*DoD QSM Table F-10* R
8. Was an LOD Verification performed at least once per quarter with all target analytes detected?	X			5/28/12	LCG Table 10 R
9. Was a MRL Level Verification performed at the beginning of every and end of the daily sequence? Were results within 70-130%?	X				LCG Table 10, LS >130%=J; 65-70%=J/UJ; <65%=J/R
10. Was a second source verification (ICV) analyzed after the ICAL and all analytes 85-115%?	X				*DoD QSM Table F-10* >115%=J; 80-85%=J/UJ; <80%=J/R
11. Was a method blank prepared and analyzed with each batch?	X				*DoD QSM Table F-10*
12. Were target analytes detected in the method blank >1/2 the MRL?		X		Checked by ADR.	*DoD QSM Table F-10* <5x=B
13. Was a field blank collected and analyzed?	X				
14. Were target analytes in the field blank analyses <1/2 the MRL?	X				*DoD QSM Table F-10* <5x=B
15. Was a field duplicate analyzed? Were the RPDs $\leq$20%?	X			Checked by ADR.	>30% = J
16. Was an LCS prepared and analyzed with each batch?	X				DoD QSM Table F-10

Ravenna, OH Data Review Checklist

Project Number: 030174.0016
Sample Event: July 2012
Data Reviewer/Date: Angela Dragotta/ September 12, 2012

SDG: 240-13441
Analysis: SW846 9012

Review Questions:	Yes	No	N/A	Comments	QUAL/Criteria
17. Were the LCS recoveries 80-118%?	X			Checked by ADR.	*DoD QSM Table F-10* Lab Limits >118%=J; 50-79%=J/UJ; <50%=R
18. Was a MS and duplicate (sample or matrix) prepared once per every 10 samples?	X				DoD QSM Table F-10
19. Was the MS parent a Ravenna sample?	X				
20. Were matrix spike recoveries 42-140%?	X			Checked by ADR.	DoD QSM Table F-10 >140%=J; <42%=J/UJ/R

References:
DoD Quality Systems Manual (QSM), version 4.1, October 2010

Louisville DoD Quality Systems Manual Supplement (LS), Version 1 March 2007

Final Facility Wide Groundwater Monitoring Program, RVAAP-66 Facility Wide Groundwater Quality Assurance Project Plan (QAPP) Addendum for the Ravenna Army Ammunition Plant, Ravenna, OH, Environmental Quality Management, January 2012

Final Facility Wide Quality Assurance Project Plan for Environmental Investigations Groundwater for the Ravenna Army Ammunition Plant, Ravenna, OH, SAIC, February 2011
Additional Comments:

Ravenna, OH Data Review Checklist

Project Number: 030174.0016
Sample Event: July 2012
Data Reviewer/Date: Angela Dragotta/September 12, 2012

SDG: 240-13441-1 R0
Analysis: SW846 8330 Explosives

Review Questions:	Yes	No	N/A	Comments	QUAL/Criteria
1. Did Chain-of-Custody information agree with laboratory report?	X			FWGLL2mw-265c-0114-GW/GF listed on the COC. Laboratory reported as FWGLL2-265c-0114-GW.	
2. Were samples preserved properly and received in good condition?	X				QAPP Table 5-1
3. Were holding times met?		X		Sample FWGSCFmw-004-0131-GW was re-extracted due to surrogate outliers. The re-extraction was performed outside hold time but within 2x hold time (9 days). The results for sample FWGSCFmw-004-0131-GW were qualified as estimated, "J/UJ".	QAPP Table 5-1 J/UJ/R
4. Were sample storage requirements met?	X				QAPP Table 5-1
5. Were all QAPP-specified target analytes reported?	X				QAPP Table 4-3
6. Was a LOD Verification analyzed once per quarter with all target analytes detected?	X			LC10 7/28/12 @ 1225 LC12 7/31/12	DoD QSM Table F-3 R
7.Calibration					
7a. Does the initial calibration curve consist of 5 concentration levels? (6 stds for quadratic curves)	X			LC10 4/19/12 LC12 6/11/12, 2-nitrotoluene coelutes with 4-nitrotoluene column used for confirmation only	DoD QSM Table F-3 R
7b. Did all target analytes using avg response have an RSD $\leq$ 15% ?	X				
7c. If a linear regression curve was used, was the correlation coefficient r≥0.995? (0.990 for Quadratic curve).			X		
8. Was a second source verification (ICV) analyzed after the ICAL and all analytes 80-120%?	X			LC10 4/19/12 0910 LC12 6/12/12 @1252	DoD QSM Table F-3 >120%=J; <80%= J/UJ;
Sample Analysis					
9. Was a CCV run at the beginning of the analytical sequence, every 10 samples and at the end of the analytical run with targets and surrogates recovering 80-120% of the true value?	X				DoD QSM Table F-3 J/UJ
10. Was a MRL Level verification run at the beginning and end of every daily sequence or every 12 hours? Was the %D < 30%?		X		LC10-8/1/12 @ 1631 MRL recovered above control limits of 70-130% for RDX at 138%, nitrobenzene at 131% and 3-nitrotoluene at 135%. LC10-8/3/12 @ 0949 MRL recovered above control limits of 70-130% for 3-nitrotoluene at 133%. 8/5/12 @ 0943 MRL recovered above control limits of 70-130% for RDX at	LCG Table 5 >30%=J

Project Number: 030174.0016
Sample Event: July 2012
Data Reviewer/Date: Angela Dragotta/September 12, 2012

SDG: 240-13441-1 R0
Analysis: SW846 8330 Explosives

Review Questions:	Yes	No	N/A	Comments	QUAL/Criteria
				135%, 2,6-dinitrotolune at 131% and 4-nitrotoluene at 132%. The RDX result for sample FWGLL3mw-244-0117-GW and the nitrobenzene result for FWGRQLmw-008c-0128-GW were qualified as estimated, "J". LC12-8/1/12 @ 0119 The MRL recovered above control limits of 70-130% for RDX at 132%. No qualifications were made as this was used for confirmation only.	
11. Was a method blank prepared and analyzed with each batch?	X				DoD QSM Table F-3
12. Were target analytes detected in the method blank <1/2 the MRL?		X		Checked by ADR.	DoD QSM Table F-3 <5x = B
13. Was a field blank collected and analyzed?	X			FWGLL1MW-086-0111-GW, FWGLL1MW-064C-0109-GW, FWGFWGMW-011-0091-GW, FWGFWGMW-012-0092-GW, FWGLL4MW-0201-0120-GW, FWGLL4MW-0199C-0119-GW, FWGEBGMW-131-0080-GW, FWGFWGMW-010-0090-GW and FWGLL3MW-244-0117-GW were filtered prior to extraction due to excessive sediment/ particulates. A filtered blank was included with the batch with no detected results.	
14. Were target analytes detected in the field blank analyses > ½ the MRL?		X		Checked by ADR	DoD QSM Table F-3 <5x=B
15. Was a field duplicate analyzed? Were the RPDs ≤30%?	X				RPD >30=J
16. Were all positive results confirmed with a second column confirmation? Were the RPDs ≤ 40%?		X		The confirmation analysis performed on sample FWGRQLmw-008-0128-GF had RPDs above control limits for tetryl at and nitrobenzene at and were qualified as estimated, "J".	DoD QSM Table F-3 RPD>40%=J
17. Was an LCS prepared and analyzed with each batch?	X				DoD QSM Table F-3
18. Were the LCS recoveries within limits specified in table G-12 of the DoD QSM?	X			Checked by ADR. The nitroglycerin LCS from batch 2214028 recovered above control limits of 85-115% at 117%. No qualifications were made as there were no detected nitroglycerin results associated with the field samples extracted in this batch.	DoD QSM Table F-3 <UL=J; 30-LL=J/UJ; <30%=J/R
19.Was a MS/MSD or MS and sample duplicate prepared with each batch?	X				DoD QSM Table F-3
20. Were MS/MSD recoveries within limits specified in table G-12 of the DoD QSM with an		X		The matrix analysis performed on sample FWGRQLmw-008c-0128-GW recovered above control limits of 50-130% for 3-nitrotoluene at 132%, above	DoD QSM Table F-3 Pj

Project Number: 030174.0016
Sample Event: July 2012
Data Reviewer/Date: Angela Dragotta/September 12, 2012

SDG: 240-13441-1 R0
Analysis: SW846 8330 Explosives

Review Questions:	Yes	No	N/A	Comments	QUAL/Criteria
RPD ≤20%?				control limits of 55-155% for 4-amino-2,6,-dinitrotoluene at 159% and below control limits of 84-118% for nitroglycerin at 82%. No qualifications were made to the 3-nitrotoluene or 4-amino-2,6,-dinitrotoluene results for sample FWGRQLmw-008c-0128-GW as there were no detected concentrations reported for these analytes. The nitroglycerin result for FWGRQLmw-008c-0128-GW was qualified as estimated, "UJ". Nitroglycerin recovered above control limits of 50-130% at 275% in the MS and at 312% in the MSD for the spike analysis performed on sample FWGFWGmw-012-0092-GW. No qualification was made as nitroglycerin was detected in sample FWGFWGmw-012-0092-GW.	
21. Were surrogate recoveries within laboratory limits (79-111%)?	**X**				QSM Tables F-2 >UL=J; <LL =J/UJ

References: DoD Quality Systems Manual (QSM), version 4.1, October 2010

Louisville DoD Quality Systems Manual Supplement (LS), Version 1 March 2007

Final Facility Wide Groundwater Monitoring Program, RVAAP-66 Facility Wide Groundwater Quality Assurance Project Plan (QAPP) Addendum for the Ravenna Army Ammunition Plant, Ravenna, OH, Environmental Quality Management, January 2012

Final Facility Wide Quality Assurance Project Plan for Environmental Investigations Groundwater for the Ravenna Army Ammunition Plant, Ravenna, OH, SAIC, February 2011

Additional Comments:

Ravenna, OH Data Review Checklist

Project Number: 030174.0016
Sample Event: July 2012
Data Reviewer/Date: Angela Dragotta/September 12, 2012

SDG: 240-13441
Analysis: SW846 8330M Nitroguanidine

Review Questions:	Yes	No	N/A	Comments	QUAL/Criteria
1. Did Chain-of-Custody information agree with laboratory report?	X			FWGLL2mw-265c-0114-GW/GF listed on the COC. Laboratory reported as FWGLL2-265c-0114-GW.	
2. Were samples preserved properly and received in good condition?	X				QAPP Table 5-1
3. Were holding times met?	X				QAPP Table 5-1 J/UJ/R
4. Were sample storage requirements met?	X				QAPP Table 5-1
5. Were all QAPP-specified target analytes reported?	X				QAPP Table 4-3
6. Was a LOD Verification analyzed once per quarter with all target analytes detected?	X			8/8/12 @ 1121	DoD QSM Table F-3 R
7.Calibration					
7a. Does the initial calibration curve consist of 5 concentration levels? (6 stds for quadratic curves)	X			PDA-1 7/9/12	DoD QSM Table F-3 R
7b. Did all target analytes using avg response have an RSD $\leq$ 15% ?	X				
7c. If a linear regression curve was used, was the correlation coefficient r$\geq$0.995? (0.990 for Quadratic curve).			X		
7d. Did reanalysis of the low level standard after calibration, recover within 15%?	X			7/9/12 @1803	
8. Was a second source verification (ICV) analyzed after the ICAL and all analytes 80-120%?	X			7/9/12 @ 1748	DoD QSM Table F-3 >120%=J; <80%= J/UJ;
Sample Analysis					
9. Was a CCV run at the beginning of the analytical sequence, every 10 samples and at the end of the analytical run with targets and surrogates recovering 80-120% of the true value?	X			7/27/12@ 1503, 1802, 2040, 2235	DoD QSM Table F-3 J/UJ
10. Was a MRL Level verification run at the beginning and end of every daily sequence or every 12 hours? Was the %D < 30%?	X			7/27/12 1518, 2249	LCG Table 5 >30%=J
11. Was a method blank prepared and analyzed with each batch?	X				DoD QSM Table F-3

Ravenna, OH Data Review Checklist

Project Number: 030174.0016
Sample Event: July 2012
Data Reviewer/Date: Angela Dragotta/September 12, 2012

SDG: 240-13441
Analysis: SW846 8330M Nitroguanidine

Review Questions:	Yes	No	N/A	Comments	QUAL/Criteria
12. Were target analytes detected in the method blank <1/2 the MRL?		X		Checked by ADR.	DoD QSM Table F-3 <5x = B
13. Was a field blank collected and analyzed?	X				
14. Were target analytes detected in the field blank analyses < ½ the MRL?		X		Checked by ADR.	DoD QSM Table F-3 <5x=B
15. Was a field duplicate analyzed? Were the RPDs ≤30%?	X				RPD >30=J
16. Were all positive results confirmed with a second column confirmation? Were the RPDs ≤ 40%?			X	No detected concentrations were reported.	DoD QSM Table F-3 RPD>40%=J
17. Was an LCS prepared and analyzed with each batch?	X				DoD QSM Table F-3
18. Were the LCS recoveries within laboratory limits of 79%-119%?	X			Checked by ADR.	DoD QSM Table F-3 <UL=J; 30-LL=J/UJ; <30%=J/R
19. Was a MS/MSD or MS and sample duplicate prepared with each batch?	X				DoD QSM Table F-3
20. Were MS/MSD recoveries within laboratory limits of 40%-150% with an RPD ≤20%?	X				DoD QSM Table F-3 Pj

References:
DoD Quality Systems Manual (QSM), version 4.1, October 2010

Louisville DoD Quality Systems Manual Supplement (LS), Version 1 March 2007

Final Facility Wide Groundwater Monitoring Program, RVAAP-66 Facility Wide Groundwater Quality Assurance Project Plan (QAPP) Addendum for the Ravenna Army Ammunition Plant, Ravenna, OH, Environmental Quality Management, January 2012

Final Facility Wide Quality Assurance Project Plan for Environmental Investigations Groundwater for the Ravenna Army Ammunition Plant, Ravenna, OH, SAIC, February 2011

Additional Comments:

Ravenna, OH Data Review Checklist

Project Number: 030174.0016
Sample Event: July 2012
Data Reviewer/Date: Angye Dragotta/ September 12, 2012

SDG: 240-13441
Analysis: TAL SOP WS-WC-0050

Review Questions:	Yes	No	N/A	Comments	Qualifier
1. Did Chain-of-Custody information agree with laboratory report?	X			FWGLL2mw-265c-0114-GW/GF listed on the COC. Laboratory reported as FWGLL2-265c-0114-GW.	
2. Were samples preserved properly and received in good condition?	X				QAPP Table 5-1, NELAC
3. Were holding times met?	X				QAPP Table 5-1 J/UJ/R
4. Were sample storage requirements met?	X				QAPP Table 5-1
5. Were all QAPP-specified target analytes reported?	X				QAPP Table 4-1
6. Does the initial calibration curve consist of 5 concentration levels with the low standard near but > MDL?	X				STL SOP Section 10.2 R
7. Was the correlation coefficient >0.995?	X				STL SOP Section 10.2
8. Was a MRL Level Verification run at the beginning and end of every daily sequence or every 12 hours? Was the %D <30%?	X				LCG Table 5 >30%=J
9. Was a second source verification (ICV) analyzed after the ICAL? Were all analytes 90-110%?	X				STL SOP Section 9.8, 10.3, LCG >110%=J; 90-85%=J/UJ; <85%=J/R
10. Was the ICB analyzed after the ICV with results <1/2 the MRL?	X				STL SOP Section 9.8, LCG ,< 5x = U
11. Was a CCV run every 10 samples and at the end of the analytical run?	X				STL SOP Section 10.4
12. Was the ICV and CCV a mid-level standard from the initial calibration curve?	X				STL SOP Section 10.3.1
13. Were all CCV calibration analytes within 90-110%?	X				STL SOP Section 10.4, >110%=J; 85-90%=J/UJ; <85%=J/R
14. Was the ICB analyzed after the ICV with results <1/2 the MRL?	X				STL SOP Section 10.4, QSM, < 5x = U

Ravenna, OH Data Review Checklist

Project Number: 030174.0016
Sample Event: July 2012
Data Reviewer/Date: Angye Dragotta/ September 12, 2012

SDG: 240-13441
Analysis: TAL SOP WS-WC-0050

Review Questions:	Yes	No	N/A	Comments	Qualifier
15. Was the Nitrocellulose assay available and/or analyzed to be within 10%?	X				STL SOP Section 7.14.1, R
16. Was a method blank prepared and analyzed with each batch?	X				
17. Were target analytes detected in the method blank <1/2 the MRL?		X		ADR checked section.	STL SOP Section 9.4, LCG, <5x=B
18. Was a field blank collected and analyzed?	X				
19. Were target analytes detected in the field blank analyses <1/2 the MRL?		X			<5x=B
20. Was a field duplicate analyzed? Were the RPDs ≤30%?	X			ADR checked section.	QAPP Table 3-2 RPD > 30% = J
21. Was an LCS prepared and analyzed with each batch? Was the LCS recovery within lab's in-house limits% (26-144%)?	X				>UL%=J; 50-LL%=J/UJ; <50%=J/R
22. Was a MS/MSD pair prepared with each batch?	X				
23. Was the MS/MSD parent a Ravenna sample?	X				
24. Were MS/MSD recoveries 26-144% and RPD ≤20?	X			ADR checked section.	Method EPA 353.2 Section 9.4.2 >UL%=J; <LL%=J/UJ; RPD>20%=J/UJ

References:

STL SOP SAC-WC-0050 "Preparation and Analysis of Nitrocellulose in Aqueous and Soil/Sediment Samples by Colorimetric Autoanalyzer", Jan 2007, rev. 2.0

DoD Quality Systems Manual (QSM), version 4.1, October 2010

Louisville DoD Quality Systems Manual Supplement (LS), Version 1 March 2007

Final Facility Wide Groundwater Monitoring Program, RVAAP-66 Facility Wide Groundwater Quality Assurance Project Plan (QAPP) Addendum for the Ravenna Army Ammunition Plant, Ravenna, OH, Environmental Quality Management, January 2012

Final Facility Wide Quality Assurance Project Plan for Environmental Investigations Groundwater for the Ravenna Army Ammunition Plant, Ravenna, OH, SAIC, February 2011

Additional Comments:

Appendix II

Overall Qualified Results

Analytical Method	Field Sample ID	Matrix	Sample Type	Analyte	RL	Lab Result	Unc / Error	Overall Qualifier	Units	Reason Code
SDG: 240-13441-1										
6010B	FWGEBGMW-131-0080-GF	AQ	N							
				VANADIUM	4.0	1.5J		U	ug/L	Cb
6010B	FWGFWGMW-010-0090-GF	AQ	N							
				ARSENIC	10	7.2J		J	ug/L	RI
6010B	FWGFWGMW-011-0091-GF	AQ	N							
				ARSENIC	10	3.3J		J	ug/L	RI
6010B	FWGFWGMW-012-0092-GF	AQ	N							
				Potassium	900	840J		J	ug/L	RI
6010B	FWGLL1MW-064C-0109-GF	AQ	N							
				ARSENIC	10	3.5J		J	ug/L	RI
				Potassium	900	780J		J	ug/L	RI
6010B	FWGLL1MW-065C-0110-GF	AQ	N							
				VANADIUM	4.0	1.8J		U	ug/L	Cb
6010B	FWGLL2-265C-0114-GF	AQ	N							
				Potassium	900	760J		J	ug/L	RI
				VANADIUM	4.0	1.4J		U	ug/L	Cb
6010B	FWGLL2MW-059C-0113-GF	AQ	N							
				ARSENIC	10	4.6J		J	ug/L	RI
				NICKEL	5.0	4.3J		J	ug/L	RI
				Potassium	900	820J		J	ug/L	RI
6010B	FWGLL3MW-244-0117-GF	AQ	N							
				MANGANESE	5.0	2.7J		J	ug/L	RI
6010B	FWGRQLMW-007C-0127-GF	AQ	N							
				VANADIUM	4.0	1.5J		U	ug/L	Cb

N = Normal Sample *TB = Trip Blank*
FD = Field Duplicate *FB = Field Blank*

Overall Qualified Results

Analytical Method	Field Sample ID	Matrix	Sample Type	Analyte	RL	Lab Result	Unc / Error	Overall Qualifier	Units	Reason Code
SDG: 240-13441-1										
6010B	FWGRQLMW-008C-0128-GF	AQ	N							
				NICKEL	5.0	2.4J		J	ug/L	RI
6010B	FWGSCFMW-004-0131-GF	AQ	N							
				VANADIUM	4.0	1.4J		U	ug/L	Cb
6020	FWGEBGMW-125C-0079-GF	AQ	N							
				ALUMINUM	60	51J		J	ug/L	RI
				IRON	100	7000		J	ug/L	Ms
6020	FWGEBGMW-131-0080-GF	AQ	N							
				IRON	100	510		J	ug/L	Ms
6020	FWGEQUIPRINSE1-0154-GW	AQ	EB							
				IRON	100	100U		UJ	ug/L	Ms
6020	FWGFWGMW-010-0090-GF	AQ	N							
				CADMIUM	0.070	0.046J		J	ug/L	RI
				IRON	100	24000		J	ug/L	Ms
				ZINC	20	10J		B	ug/L	Mb
6020	FWGFWGMW-011-0091-GF	AQ	N							
				ANTIMONY	0.50	0.25J		J	ug/L	RI
				IRON	100	940		J	ug/L	Ms
6020	FWGFWGMW-012-0092-GF	AQ	N							
				IRON	100	1800		J	ug/L	Ms
6020	FWGLL1MW-064C-0109-GF	AQ	N							
				IRON	100	490		J	ug/L	Ms
6020	FWGLL1MW-065C-0110-GF	AQ	N							
				IRON	100	100U		UJ	ug/L	Ms

N = Normal Sample *TB = Trip Blank*
FD = Field Duplicate *FB = Field Blank*

Overall Qualified Results

Analytical Method	Field Sample ID	Matrix	Sample Type	Analyte	RL	Lab Result	Unc / Error	Overall Qualifier	Units	Reason Code
SDG: 240-13441-1										
6020	FWGLL1MW-086-0111-GF	AQ	N							
				IRON	100	1100		J	ug/L	Ms
6020	FWGLL1MW-087-0112-GF	AQ	N							
				CADMIUM	0.070	0.53J		U	ug/L	Cb
				IRON	500	340000D		J	ug/L	Ms
				THALLIUM	1.0	1.4J		U	ug/L	Cb
6020	FWGLL2-265C-0114-GF	AQ	N							
				IRON	100	3500		J	ug/L	Ms
6020	FWGLL2MW-059C-0113-GF	AQ	N							
				BERYLLIUM	0.10	0.048J Q		J	ug/L	RI
				IRON	100	3000		J	ug/L	Ms
6020	FWGLL3MW-244-0117-GF	AQ	N							
				ANTIMONY	0.50	0.34J		J	ug/L	RI
				IRON	100	100U		UJ	ug/L	Ms
6020	FWGLL4MW-0199C-0119-GF	AQ	N							
				ANTIMONY	0.50	0.30J		J	ug/L	RI
				IRON	100	3400		J	ug/L	Ms
6020	FWGLL4MW-0201-0120-GF	AQ	N							
				ALUMINUM	60	42J		J	ug/L	RI
				IRON	100	890		J	ug/L	Ms
6020	FWGRQLMW-007C-0127-GF	AQ	N							
				IRON	100	11000		J	ug/L	Ms

N = Normal Sample *TB = Trip Blank*
FD = Field Duplicate *FB = Field Blank*

Overall Qualified Results

Analytical Method	Field Sample ID	Matrix	Sample Type	Analyte	RL	Lab Result	Unc / Error	Overall Qualifier	Units	Reason Code
SDG: 240-13441-1										
6020	FWGRQLMW-008C-0128-GF	AQ	N							
				BERYLLIUM	0.10	0.050J Q		J	ug/L	RI
				IRON	100	110000		J	ug/L	Ms
				THALLIUM	1.0	0.53J		U	ug/L	Cb
6020	FWGRQLMW-009C-0129-GF	AQ	N							
				IRON	100	13000		J	ug/L	Ms
				THALLIUM	1.0	0.47J		U	ug/L	Cb
6020	FWGRQLMW-DUP7-0145-GF	AQ	FD							
				ANTIMONY	0.50	0.21J		J	ug/L	RI
				IRON	100	13000		J	ug/L	Ms
6020	FWGSCFMW-004-0131-GF	AQ	N							
				IRON	100	100U		UJ	ug/L	Ms

N = Normal Sample *TB = Trip Blank*
FD = Field Duplicate *FB = Field Blank*

Overall Qualified Results

Analytical Method	Field Sample ID	Matrix	Sample Type	Analyte	RL	Lab Result	Unc / Error	Overall Qualifier	Units	Reason Code
SDG: 240-13441-1										
8081A	FWGFWGMW-011-0091-GWRE	AQ	N							
				4,4'-DDD	0.0095	0.0095U H		UJ	ug/L	StoE, Prof
				4,4'-DDE	0.0095	0.0095U H		UJ	ug/L	StoE
				4,4'-DDT	0.029	0.029U H		UJ	ug/L	StoE
				ALDRIN	0.0095	0.0095U H		UJ	ug/L	StoE
				ALPHA-BHC	0.0095	0.0095U H		UJ	ug/L	StoE
				ALPHA-CHLORDANE	0.013	0.013U H		UJ	ug/L	StoE
				BETA-BHC	0.0095	0.0095U H		UJ	ug/L	StoE
				DELTA-BHC	0.0095	0.0095U H		UJ	ug/L	StoE
				DIELDRIN	0.0095	0.0095U H		UJ	ug/L	StoE
				ENDOSULFAN I	0.012	0.012U H		UJ	ug/L	StoE
				ENDOSULFAN II	0.011	0.011U H		UJ	ug/L	StoE
				ENDOSULFAN SULFATE	0.010	0.010U H		UJ	ug/L	StoE
				ENDRIN	0.010	0.010U H		UJ	ug/L	StoE
				ENDRIN ALDEHYDE	0.010	0.010U H		UJ	ug/L	StoE
				ENDRIN KETONE	0.0095	0.0095U H		UJ	ug/L	StoE
				gamma-BHC (Lindane)	0.0095	0.0095U H		UJ	ug/L	StoE
				GAMMA-CHLORDANE	0.011	0.011U H		UJ	ug/L	StoE
				HEPTACHLOR	0.0095	0.0095U H		UJ	ug/L	StoE
				HEPTACHLOR EPOXIDE	0.0095	0.0095U H		UJ	ug/L	StoE
				METHOXYCHLOR	0.030	0.030U H		UJ	ug/L	StoE
				TOXAPHENE	0.48	0.48U H		UJ	ug/L	StoE

N = Normal Sample *TB = Trip Blank*
FD = Field Duplicate *FB = Field Blank*

Overall Qualified Results

Analytical Method	Field Sample ID	Matrix	Sample Type	Analyte	RL	Lab Result	Unc / Error	Overall Qualifier	Units	Reason Code
SDG: 240-13441-1										
8081A	FWGFWGMW-012-0092-GW	AQ	N							
				ENDOSULFAN I	0.012	0.012U J		UJ	ug/L	Ms
				ENDRIN KETONE	0.0095	0.0095U J		UJ	ug/L	Ms
8081A	FWGLL1MW-086-0111-GW	AQ	N							
				4,4'-DDD	0.0095	0.0095U		UJ	ug/L	Surr
				4,4'-DDE	0.0095	0.0095U		UJ	ug/L	Surr
				4,4'-DDT	0.029	0.029U		UJ	ug/L	Surr
				ALDRIN	0.0095	0.0095U		UJ	ug/L	Surr
				ALPHA-BHC	0.0095	0.0095U		UJ	ug/L	Surr
				ALPHA-CHLORDANE	0.013	0.013U		UJ	ug/L	Surr
				BETA-BHC	0.0095	0.027J		J	ug/L	Surr
				DELTA-BHC	0.0095	0.0095U		UJ	ug/L	Surr
				DIELDRIN	0.0095	0.0095U		UJ	ug/L	Surr
				ENDOSULFAN I	0.012	0.012U		UJ	ug/L	Surr
				ENDOSULFAN II	0.011	0.011U		UJ	ug/L	Surr
				ENDOSULFAN SULFATE	0.010	0.010U		UJ	ug/L	Surr
				ENDRIN	0.010	0.010U		UJ	ug/L	Surr
				ENDRIN ALDEHYDE	0.010	0.010U		UJ	ug/L	Surr
				ENDRIN KETONE	0.0095	0.0095U		UJ	ug/L	Surr
				gamma-BHC (Lindane)	0.0095	0.0095U		UJ	ug/L	Surr
				GAMMA-CHLORDANE	0.011	0.011U		UJ	ug/L	Surr
				HEPTACHLOR	0.0095	0.0095U		UJ	ug/L	Surr
				HEPTACHLOR EPOXIDE	0.0095	0.0095U		UJ	ug/L	Surr
				METHOXYCHLOR	0.030	0.030U		UJ	ug/L	Surr
				TOXAPHENE	0.48	0.48U		UJ	ug/L	Surr

N = Normal Sample *TB = Trip Blank*
FD = Field Duplicate *FB = Field Blank*

Overall Qualified Results

Analytical Method	Field Sample ID	Matrix	Sample Type	Analyte	RL	Lab Result	Unc / Error	Overall Qualifier	Units	Reason Code
SDG: 240-13441-1										
8081A	FWGRQLMW-007C-0127-GW	AQ	N							
				4,4'-DDD	0.0095	0.0095U		UJ	ug/L	Surr
				4,4'-DDE	0.0095	0.0095U		UJ	ug/L	Surr
				4,4'-DDT	0.029	0.029U		UJ	ug/L	Surr
				ALDRIN	0.0095	0.0095U		UJ	ug/L	Surr
				ALPHA-BHC	0.0095	0.0095U		UJ	ug/L	Surr
				ALPHA-CHLORDANE	0.013	0.013U		UJ	ug/L	Surr
				BETA-BHC	0.0095	0.0095U		UJ	ug/L	Surr
				DELTA-BHC	0.0095	0.0095U		UJ	ug/L	Surr
				DIELDRIN	0.0095	0.0095U		UJ	ug/L	Surr
				ENDOSULFAN I	0.012	0.012U		UJ	ug/L	Surr
				ENDOSULFAN II	0.011	0.011U		UJ	ug/L	Surr
				ENDOSULFAN SULFATE	0.010	0.010U		UJ	ug/L	Surr
				ENDRIN	0.010	0.010U		UJ	ug/L	Surr
				ENDRIN ALDEHYDE	0.010	0.010U		UJ	ug/L	Surr
				ENDRIN KETONE	0.0095	0.0095U		UJ	ug/L	Surr
				gamma-BHC (Lindane)	0.0095	0.0095U		UJ	ug/L	Surr
				GAMMA-CHLORDANE	0.011	0.011U		UJ	ug/L	Surr
				HEPTACHLOR	0.0095	0.0095U		UJ	ug/L	Surr
				HEPTACHLOR EPOXIDE	0.0095	0.0095U		UJ	ug/L	Surr
				METHOXYCHLOR	0.030	0.030U		UJ	ug/L	Surr
				TOXAPHENE	0.48	0.48U		UJ	ug/L	Surr

N = Normal Sample *TB = Trip Blank*
FD = Field Duplicate *FB = Field Blank*

Overall Qualified Results

Analytical Method	Field Sample ID	Matrix	Sample Type	Analyte	RL	Lab Result	Unc / Error	Overall Qualifier	Units	Reason Code
SDG: 240-13441-1										
8081A	FWGRQLMW-008C-0128-GW	AQ	N							
				4,4'-DDD	0.0095	0.0095U		UJ	ug/L	Surr
				4,4'-DDE	0.0095	0.0095U J		UJ	ug/L	Surr, Ms
				4,4'-DDT	0.029	0.029U J		UJ	ug/L	Surr, Ms
				ALDRIN	0.0095	0.0095U		UJ	ug/L	Surr
				ALPHA-BHC	0.0095	0.0095U J		UJ	ug/L	Surr, Ms
				ALPHA-CHLORDANE	0.013	0.013U J		UJ	ug/L	Surr, Ms
				BETA-BHC	0.0095	0.075J		J	ug/L	Surr, Ms
				DELTA-BHC	0.0095	0.018J		J	ug/L	Surr
				DIELDRIN	0.0095	0.0095U J		UJ	ug/L	Surr, Ms
				ENDOSULFAN I	0.012	0.012U J		UJ	ug/L	Surr, Ms
				ENDOSULFAN II	0.011	0.011U		UJ	ug/L	Surr
				ENDOSULFAN SULFATE	0.010	0.010U		UJ	ug/L	Surr
				ENDRIN	0.010	0.010U		UJ	ug/L	Surr
				ENDRIN ALDEHYDE	0.010	0.010U J		UJ	ug/L	Surr, Ms
				ENDRIN KETONE	0.0095	0.0095U J		UJ	ug/L	Surr, Ms
				gamma-BHC (Lindane)	0.0095	0.0095U		UJ	ug/L	Surr
				GAMMA-CHLORDANE	0.011	0.011U J		UJ	ug/L	Surr, Ms
				HEPTACHLOR	0.0095	0.0095U		UJ	ug/L	Surr
				HEPTACHLOR EPOXIDE	0.0095	0.0095U J		UJ	ug/L	Surr, Ms
				METHOXYCHLOR	0.030	0.030U J		UJ	ug/L	Surr, Ms
				TOXAPHENE	0.48	0.48U J		UJ	ug/L	Surr

N = Normal Sample *TB = Trip Blank*
FD = Field Duplicate *FB = Field Blank*

Overall Qualified Results

Analytical Method	Field Sample ID	Matrix	Sample Type	Analyte	RL	Lab Result	Unc / Error	Overall Qualifier	Units	Reason Code
SDG: 240-13441-1										
8081A	FWGRQLMW-009C-0129-GWRE	AQ	N							
				4,4'-DDD	0.0095	0.0095U H		UJ	ug/L	StoE, Prof
				4,4'-DDE	0.0095	0.0095U H		UJ	ug/L	StoE
				4,4'-DDT	0.029	0.029U H		UJ	ug/L	StoE
				ALDRIN	0.0095	0.0095U H		UJ	ug/L	StoE
				ALPHA-BHC	0.0095	0.0095U H		UJ	ug/L	StoE
				ALPHA-CHLORDANE	0.013	0.013U H		UJ	ug/L	StoE
				BETA-BHC	0.0095	0.0095U H		UJ	ug/L	StoE
				DELTA-BHC	0.0095	0.0095U H		UJ	ug/L	StoE
				DIELDRIN	0.0095	0.0095U H		UJ	ug/L	StoE
				ENDOSULFAN I	0.012	0.012U H		UJ	ug/L	StoE
				ENDOSULFAN II	0.011	0.011U H		UJ	ug/L	StoE
				ENDOSULFAN SULFATE	0.010	0.010U H		UJ	ug/L	StoE
				ENDRIN	0.010	0.010U H		UJ	ug/L	StoE
				ENDRIN ALDEHYDE	0.010	0.010U H		UJ	ug/L	StoE
				ENDRIN KETONE	0.0095	0.0095U H		UJ	ug/L	StoE
				gamma-BHC (Lindane)	0.0095	0.0095U H		UJ	ug/L	StoE
				GAMMA-CHLORDANE	0.011	0.011U H		UJ	ug/L	StoE
				HEPTACHLOR	0.0095	0.0095U H		UJ	ug/L	StoE
				HEPTACHLOR EPOXIDE	0.0095	0.0095U H		UJ	ug/L	StoE
				METHOXYCHLOR	0.030	0.030U H		UJ	ug/L	StoE
				TOXAPHENE	0.48	0.48U H		UJ	ug/L	StoE

N = Normal Sample *TB = Trip Blank*
FD = Field Duplicate *FB = Field Blank*

Overall Qualified Results

Analytical Method	Field Sample ID	Matrix	Sample Type	Analyte	RL	Lab Result	Unc / Error	Overall Qualifier	Units	Reason Code
SDG: 240-13441-1										
8081A	FWGRQLMW-DUP7-0145-GWRE	AQ	FD							
				4,4'-DDD	0.0095	0.0095U H		UJ	ug/L	StoE, Prof
				4,4'-DDE	0.0095	0.0095U H		UJ	ug/L	StoE
				4,4'-DDT	0.029	0.029U H		UJ	ug/L	StoE
				ALDRIN	0.0095	0.0095U H		UJ	ug/L	StoE
				ALPHA-BHC	0.0095	0.0095U H		UJ	ug/L	StoE
				ALPHA-CHLORDANE	0.013	0.013U H		UJ	ug/L	StoE
				BETA-BHC	0.0095	0.0095U H		UJ	ug/L	StoE
				DELTA-BHC	0.0095	0.0095U H		UJ	ug/L	StoE
				DIELDRIN	0.0095	0.0095U H		UJ	ug/L	StoE
				ENDOSULFAN I	0.012	0.012U H		UJ	ug/L	StoE
				ENDOSULFAN II	0.011	0.011U H		UJ	ug/L	StoE
				ENDOSULFAN SULFATE	0.010	0.010U H		UJ	ug/L	StoE
				ENDRIN	0.010	0.010U H		UJ	ug/L	StoE
				ENDRIN ALDEHYDE	0.010	0.010U H		UJ	ug/L	StoE
				ENDRIN KETONE	0.0095	0.0095U H		UJ	ug/L	StoE
				gamma-BHC (Lindane)	0.0095	0.0095U H		UJ	ug/L	StoE
				GAMMA-CHLORDANE	0.011	0.011U H		UJ	ug/L	StoE
				HEPTACHLOR	0.0095	0.0095U H		UJ	ug/L	StoE
				HEPTACHLOR EPOXIDE	0.0095	0.0095U H		UJ	ug/L	StoE
				METHOXYCHLOR	0.030	0.030U H		UJ	ug/L	StoE
				TOXAPHENE	0.48	0.48U H		UJ	ug/L	StoE

N = Normal Sample *TB = Trip Blank*
FD = Field Duplicate *FB = Field Blank*

Overall Qualified Results

Analytical Method	Field Sample ID	Matrix	Sample Type	Analyte	RL	Lab Result	Unc / Error	Overall Qualifier	Units	Reason Code
SDG: 240-13441-1										
8082	FWGFWGMW-011-0091-GW	AQ	N							
				AROCLOR 1016	0.19	0.19U		UJ	ug/L	Surr
				AROCLOR 1221	0.19	0.19U		UJ	ug/L	Surr
				AROCLOR 1232	0.19	0.19U		UJ	ug/L	Surr
				AROCLOR 1242	0.38	0.38U		UJ	ug/L	Surr
				AROCLOR 1248	0.19	0.19U		UJ	ug/L	Surr
				AROCLOR 1254	0.19	0.19U		UJ	ug/L	Surr
				AROCLOR 1260	0.19	0.19U		UJ	ug/L	Surr
8082	FWGLL1MW-086-0111-GW	AQ	N							
				AROCLOR 1016	0.19	0.19U		UJ	ug/L	Surr
				AROCLOR 1221	0.19	0.19U		UJ	ug/L	Surr
				AROCLOR 1232	0.19	0.19U		UJ	ug/L	Surr
				AROCLOR 1242	0.38	0.38U		UJ	ug/L	Surr
				AROCLOR 1248	0.19	0.19U		UJ	ug/L	Surr
				AROCLOR 1254	0.19	0.19U		UJ	ug/L	Surr
				AROCLOR 1260	0.19	0.19U		UJ	ug/L	Surr
8082	FWGLL1MW-087-0112-GW	AQ	N							
				AROCLOR 1016	0.20	0.20U		UJ	ug/L	Surr
				AROCLOR 1221	0.20	0.20U		UJ	ug/L	Surr
				AROCLOR 1232	0.20	0.20U		UJ	ug/L	Surr
				AROCLOR 1242	0.39	0.39U		UJ	ug/L	Surr
				AROCLOR 1248	0.20	0.20U		UJ	ug/L	Surr
				AROCLOR 1254	0.20	0.20U		UJ	ug/L	Surr
				AROCLOR 1260	0.20	0.20U		UJ	ug/L	Surr

N = Normal Sample *TB = Trip Blank*
FD = Field Duplicate *FB = Field Blank*

Overall Qualified Results

Analytical Method	Field Sample ID	Matrix	Sample Type	Analyte	RL	Lab Result	Unc / Error	Overall Qualifier	Units	Reason Code
SDG: 240-13441-1										
8082	FWGLL2MW-059C-0113-GW	AQ	N							
				AROCLOR 1016	0.19	0.19U H		UJ	ug/L	StoE
				AROCLOR 1221	0.19	0.19U H		UJ	ug/L	StoE
				AROCLOR 1232	0.19	0.19U H		UJ	ug/L	StoE
				AROCLOR 1242	0.38	0.38U H		UJ	ug/L	StoE
				AROCLOR 1248	0.19	0.19U H		UJ	ug/L	StoE
				AROCLOR 1254	0.19	0.19U H		UJ	ug/L	StoE
				AROCLOR 1260	0.19	0.19U H		UJ	ug/L	StoE
8082	FWGRQLMW-007C-0127-GW	AQ	N							
				AROCLOR 1016	0.19	0.19U H		UJ	ug/L	StoE
				AROCLOR 1221	0.19	0.19U H		UJ	ug/L	StoE
				AROCLOR 1232	0.19	0.19U H		UJ	ug/L	StoE
				AROCLOR 1242	0.38	0.38U H		UJ	ug/L	StoE
				AROCLOR 1248	0.19	0.19U H		UJ	ug/L	StoE
				AROCLOR 1254	0.19	0.19U H		UJ	ug/L	StoE
				AROCLOR 1260	0.19	0.19U H		UJ	ug/L	StoE
8082	FWGRQLMW-008C-0128-GW	AQ	N							
				AROCLOR 1016	0.19	0.19U		UJ	ug/L	Surr
				AROCLOR 1221	0.19	0.19U		UJ	ug/L	Surr
				AROCLOR 1232	0.19	0.19U		UJ	ug/L	Surr
				AROCLOR 1242	0.38	0.38U		UJ	ug/L	Surr
				AROCLOR 1248	0.19	0.19U		UJ	ug/L	Surr
				AROCLOR 1254	0.19	0.19U		UJ	ug/L	Surr
				AROCLOR 1260	0.19	0.19U J		UJ	ug/L	Surr, Ms

N = Normal Sample *TB = Trip Blank*
FD = Field Duplicate *FB = Field Blank*

Overall Qualified Results

Analytical Method	Field Sample ID	Matrix	Sample Type	Analyte	RL	Lab Result	Unc / Error	Overall Qualifier	Units	Reason Code
SDG: 240-13441-1										
8082	FWGRQLMW-009C-0129-GW	AQ	N							
				AROCLOR 1016	0.19	0.19U		UJ	ug/L	Surr
				AROCLOR 1221	0.19	0.19U		UJ	ug/L	Surr
				AROCLOR 1232	0.19	0.19U		UJ	ug/L	Surr
				AROCLOR 1242	0.38	0.38U		UJ	ug/L	Surr
				AROCLOR 1248	0.19	0.19U		UJ	ug/L	Surr
				AROCLOR 1254	0.19	0.19U		UJ	ug/L	Surr
				AROCLOR 1260	0.19	0.19U		UJ	ug/L	Surr
8082	FWGRQLMW-DUP7-0145-GW	AQ	FD							
				AROCLOR 1016	0.19	0.19U H		UJ	ug/L	StoE
				AROCLOR 1221	0.19	0.19U H		UJ	ug/L	StoE
				AROCLOR 1232	0.19	0.19U H		UJ	ug/L	StoE
				AROCLOR 1242	0.38	0.38U H		UJ	ug/L	StoE
				AROCLOR 1248	0.19	0.19U H		UJ	ug/L	StoE
				AROCLOR 1254	0.19	0.19U H		UJ	ug/L	StoE
				AROCLOR 1260	0.19	0.19U H		UJ	ug/L	StoE
8082	FWGSCFMW-004-0131-GW	AQ	N							
				AROCLOR 1016	0.19	0.19U		UJ	ug/L	Surr
				AROCLOR 1221	0.19	0.19U		UJ	ug/L	Surr
				AROCLOR 1232	0.19	0.19U		UJ	ug/L	Surr
				AROCLOR 1242	0.38	0.38U		UJ	ug/L	Surr
				AROCLOR 1248	0.19	0.19U		UJ	ug/L	Surr
				AROCLOR 1254	0.19	0.19U		UJ	ug/L	Surr
				AROCLOR 1260	0.19	0.19U		UJ	ug/L	Surr
8260B	FWG TEAM 4-TRIP	AQ	TB							
				METHYLENE CHLORIDE	0.50	0.60J		J	ug/L	ProfJudg
8260B	FWGEQUIPRINSE1-0154-GW	AQ	EB							
				TOLUENE	0.25	0.16J		J	ug/L	RI

N = Normal Sample *TB = Trip Blank*
FD = Field Duplicate *FB = Field Blank*

Overall Qualified Results

Analytical Method	Field Sample ID	Matrix	Sample Type	Analyte	RL	Lab Result	Unc / Error	Overall Qualifier	Units	Reason Code
SDG: 240-13441-1										
8260B	FWGFWGMW-010-0090-GW	AQ	N							
				ACETONE	1.1	1.5J		B	ug/L	Tb, Eb
				CARBON DISULFIDE	0.25	0.15J		J	ug/L	RI
8260B	FWGFWGMW-012-0092-GW	AQ	N							
				ACETONE	1.1	1.1U		UJ	ug/L	ProfJudg
				CHLOROETHANE	0.50	0.50U		UJ	ug/L	ProfJudg
8260B	FWGLL1MW-086-0111-GW	AQ	N							
				ACETONE	1.1	1.3J		B	ug/L	Tb, Eb
8260B	FWGRQLMW-007C-0127-GW	AQ	N							
				CARBON DISULFIDE	0.25	0.17J		J	ug/L	RI
8260B	FWGTEAM 3-TRIP	AQ	TB							
				METHYLENE CHLORIDE	0.50	0.87J		J	ug/L	ProfJudg
8330	FWGLL2MW-059C-0113-GW	AQ	N							
				1,3-DINITROBENZENE	0.10	0.086J		J	ug/L	RI
8330	FWGLL3MW-244-0117-GW	AQ	N							
				Hexahydro-1,3,5-Trinitro-1,3,5-Triazine (RDX)	0.051	0.32		J	ug/L	ProfJudg
8330	FWGRQLMW-008C-0128-GW	AQ	N							
				NITROBENZENE	0.10	0.24PG		J	ug/L	ProfJudg
				Nitroglycerin	0.52	0.52U		UJ	ug/L	Ms

N = Normal Sample *TB = Trip Blank*
FD = Field Duplicate *FB = Field Blank*

Overall Qualified Results

Analytical Method	Field Sample ID	Matrix	Sample Type	Analyte	RL	Lab Result	Unc / Error	Overall Qualifier	Units	Reason Code
SDG: 240-13441-1										
8330	FWGSCFMW-004-0131-GW	AQ	N							
				1,3,5-TRINITROBENZENE	0.061	0.061U		UJ	ug/L	StoE
				1,3-DINITROBENZENE	0.12	0.12U		UJ	ug/L	StoE
				2,4,6-TRINITROTOLUENE	0.12	0.12U		UJ	ug/L	StoE
				2,4-DINITROTOLUENE	0.12	0.12U		UJ	ug/L	StoE
				2,6-DINITROTOLUENE	0.12	0.12U		UJ	ug/L	StoE
				2-AMINO-4,6-DINITROTOLUENE	0.12	0.12U		UJ	ug/L	StoE
				2-NITROTOLUENE	0.12	0.12U		UJ	ug/L	StoE
				3-NITROTOLUENE	0.12	0.12U		UJ	ug/L	StoE
				4-AMINO-2,6-DINITROTOLUENE	0.12	0.12U		UJ	ug/L	StoE
				4-NITROTOLUENE	0.12	0.12U		UJ	ug/L	StoE
				Hexahydro-1,3,5-Trinitro-1,3,5-Triazine (RDX)	0.061	0.061U		UJ	ug/L	StoE
				Methyl-2,4,6-Trinitrophenylnitramine (Tetryl)	0.12	0.12U		UJ	ug/L	StoE
				NITROBENZENE	0.12	0.12U		UJ	ug/L	StoE
				Nitroglycerin	0.61	0.61U		UJ	ug/L	StoE
				Octahydro-1,3,5,7-tetranitro-1,3,5,7-tetrazocine (HMX)	0.061	0.061U		UJ	ug/L	StoE
				Pentaerythritol Tetranitrate (PETN)	0.61	0.61U		UJ	ug/L	StoE
9012A	FWGRQLMW-007C-0127-GW	AQ	N							
				CYANIDE	0.010	0.0091J		J	mg/L	RI

N = Normal Sample *TB = Trip Blank*
FD = Field Duplicate *FB = Field Blank*

Overall Qualified Results

Analytical Method	Field Sample ID	Matrix	Sample Type	Analyte	RL	Lab Result	Unc / Error	Overall Qualifier	Units	Reason Code
SDG: 240-13441-2										
8270C	FWGEBGMW-125C-0079-GWRE	AQ	N							
				BIS(2-ETHYLHEXYL)PHTHALATE	0.76	0.76U H		UJ	ug/L	StoE
				Butylbenzylphthalate	0.76	0.76U H		UJ	ug/L	StoE
				Diethylphthalate	0.76	0.76U H		UJ	ug/L	StoE
				Dimethylphthalate	0.76	0.76U H		UJ	ug/L	StoE
				DI-N-BUTYL PHTHALATE	0.76	0.76U H		UJ	ug/L	StoE
				DI-N-OCTYL PHTHALATE	0.76	0.76U H		UJ	ug/L	StoE
8270C	FWGEBGMW-131-0080-GW	AQ	N							
				2-CHLORONAPHTHALENE	0.095	0.095U Q		UJ	ug/L	Lcs
				3,3'-DICHLOROBENZIDINE	0.76	0.76U		UJ	ug/L	Icv
8270C	FWGEQUIPRINSE1-0154-GW	AQ	EB							
				2,4-DINITROPHENOL	2.3	2.3U		UJ	ug/L	ProfJudg
				3,3'-DICHLOROBENZIDINE	0.76	0.76U		UJ	ug/L	Icv
8270C	FWGFWGMW-010-0090-GW	AQ	N							
				2-CHLORONAPHTHALENE	0.095	0.095U Q		UJ	ug/L	Lcs
				3,3'-DICHLOROBENZIDINE	0.76	0.76U		UJ	ug/L	Icv
8270C	FWGFWGMW-011-0091-GW	AQ	N							
				2-CHLORONAPHTHALENE	0.095	0.095U Q		UJ	ug/L	Lcs
				3,3'-DICHLOROBENZIDINE	0.76	0.76U		UJ	ug/L	Icv
8270C	FWGFWGMW-012-0092-GW	AQ	N							
				2-CHLORONAPHTHALENE	0.095	0.095U Q		UJ	ug/L	Lcs
				3,3'-DICHLOROBENZIDINE	0.76	0.76U J		UJ	ug/L	Ms, Icv
				BENZO(A)PYRENE	0.095	0.095U J		UJ	ug/L	Ms
				DI-N-OCTYL PHTHALATE	0.76	0.76U J		UJ	ug/L	Ms

N = Normal Sample *TB = Trip Blank*
FD = Field Duplicate *FB = Field Blank*

Overall Qualified Results

Analytical Method	Field Sample ID	Matrix	Sample Type	Analyte	RL	Lab Result	Unc / Error	Overall Qualifier	Units	Reason Code
SDG: 240-13441-2										
8270C	FWGLL12MW-182C-0101-GW	AQ	N							
				BIS(2-ETHYLHEXYL)PHTHALATE	0.81	2.7		J	ug/L	Surr
				Butylbenzylphthalate	0.81	0.81U		UJ	ug/L	Surr
				Diethylphthalate	0.81	0.81U		UJ	ug/L	Surr
				Dimethylphthalate	0.81	0.81U		UJ	ug/L	Surr
				DI-N-BUTYL PHTHALATE	0.81	0.81U		UJ	ug/L	Surr
				DI-N-OCTYL PHTHALATE	0.81	0.81U		UJ	ug/L	Surr
8270C	FWGLL1MW-065C-0110-GW	AQ	N							
				BIS(2-ETHYLHEXYL)PHTHALATE	0.76	2.0		UJ	ug/L	Mb, Surr
				Butylbenzylphthalate	0.76	0.76U		UJ	ug/L	Surr
				Diethylphthalate	0.76	0.76U		UJ	ug/L	Surr
				Dimethylphthalate	0.76	0.76U		UJ	ug/L	Surr
				DI-N-BUTYL PHTHALATE	0.76	0.75J		J	ug/L	Surr, RI
				DI-N-OCTYL PHTHALATE	0.76	0.76U		UJ	ug/L	Surr
8270C	FWGLL1MW-086-0111-GW	AQ	N							
				2-CHLORONAPHTHALENE	0.095	0.095U Q J		UJ	ug/L	Ms, Lcs
				3,3'-DICHLOROBENZIDINE	0.76	0.76U J		UJ	ug/L	Ms, Icv
				BENZO(A)PYRENE	0.095	0.095U J		UJ	ug/L	Ms
				BENZO(G,H,I)PERYLENE	0.095	0.095U J		UJ	ug/L	Ms
				BIS(2-ETHYLHEXYL)PHTHALATE	0.76	1.0J		J	ug/L	Ms
				DIBENZ(A,H)ANTHRACENE	0.095	0.095U J		UJ	ug/L	Ms
				DI-N-OCTYL PHTHALATE	0.76	0.76U J		UJ	ug/L	Ms
				HEXACHLOROCYCLOPENTADIENE	0.76	0.76U J		UJ	ug/L	Ms
				INDENO(1,2,3-CD)PYRENE	0.095	0.095U J		UJ	ug/L	Ms
				N-NITROSODIPHENYLAMINE	0.76	0.76U J		UJ	ug/L	Ms

N = Normal Sample *TB = Trip Blank*
FD = Field Duplicate *FB = Field Blank*

Overall Qualified Results

Analytical Method	Field Sample ID	Matrix	Sample Type	Analyte	RL	Lab Result	Unc / Error	Overall Qualifier	Units	Reason Code
SDG: 240-13441-2										
8270C	FWGLL1MW-087-0112-GW	AQ	N							
				1,2,4-TRICHLOROBENZENE	0.83	0.83U		UJ	ug/L	Surr
				1,2-DICHLOROBENZENE	0.83	0.83U		UJ	ug/L	Surr
				1,3-DICHLOROBENZENE	0.83	0.83U		UJ	ug/L	Surr
				1,4-DICHLOROBENZENE	0.83	0.83U		UJ	ug/L	Surr
				2,2'-OXYBIS (1-CHLOROPROPANE)	0.83	0.83U		UJ	ug/L	Surr
				2,4,5-TRICHLOROPHENOL	0.83	0.83U		UJ	ug/L	Surr
				2,4,6-TRICHLOROPHENOL	0.83	0.83U		UJ	ug/L	Surr
				2,4-DICHLOROPHENOL	0.83	0.83U		UJ	ug/L	Surr
				2,4-DIMETHYLPHENOL	0.83	0.83U		UJ	ug/L	Surr
				2,4-DINITROPHENOL	2.5	2.5U		UJ	ug/L	Surr, ProfJ
				2-CHLORONAPHTHALENE	0.10	0.10U		UJ	ug/L	Surr
				2-CHLOROPHENOL	0.83	0.83U		UJ	ug/L	Surr
				2-METHYLNAPHTHALENE	0.10	0.10U		UJ	ug/L	Surr
				2-METHYLPHENOL	0.83	0.83U		UJ	ug/L	Surr
				2-NITROANILINE	0.83	0.83U		UJ	ug/L	Surr
				2-NITROPHENOL	0.83	0.83U		UJ	ug/L	Surr
				3,3'-DICHLOROBENZIDINE	0.83	0.83U		UJ	ug/L	Surr, lcv
				3-methylphenol/4-methylphenol	0.83	0.83U		UJ	ug/L	Surr
				3-NITROANILINE	0.83	0.83U		UJ	ug/L	Surr
				4,6-DINITRO-2-METHYLPHENOL	2.5	2.5U		UJ	ug/L	Surr
				4-BROMOPHENYL-PHENYLETHER	0.83	0.83U		UJ	ug/L	Surr
				4-CHLORO-3-METHYLPHENOL	0.83	0.83U		UJ	ug/L	Surr
				4-CHLOROANILINE	0.83	0.83U		UJ	ug/L	Surr
				4-CHLOROPHENYL-PHENYLETHER	0.83	0.83U		UJ	ug/L	Surr
				4-NITROANILINE	0.83	0.83U		UJ	ug/L	Surr
				4-NITROPHENOL	2.5	2.5U		UJ	ug/L	Surr
				ACENAPHTHENE	0.10	0.10U		UJ	ug/L	Surr
				ACENAPHTHYLENE	0.10	0.10U		UJ	ug/L	Surr
				ANTHRACENE	0.10	0.10U		UJ	ug/L	Surr
				BENZO(A)ANTHRACENE	0.10	0.10U		UJ	ug/L	Surr
				BENZO(A)PYRENE	0.10	0.10U		UJ	ug/L	Surr

N = Normal Sample *TB = Trip Blank*
FD = Field Duplicate *FB = Field Blank*

Overall Qualified Results

Analytical Method	Field Sample ID	Matrix	Sample Type	Analyte	RL	Lab Result	Unc / Error	Overall Qualifier	Units	Reason Code
SDG: 240-13441-2										
				BENZO(B)FLUORANTHENE	0.10	0.10U		UJ	ug/L	Surr
				BENZO(G,H,I)PERYLENE	0.10	0.10U		UJ	ug/L	Surr
				BENZO(K)FLUORANTHENE	0.10	0.10U		UJ	ug/L	Surr
				BENZOIC ACID	10	10U		UJ	ug/L	Surr
				BENZYL ALCOHOL	0.83	0.83U		UJ	ug/L	Surr
				BIS(2-CHLOROETHOXY)METHANE	0.83	0.83U		UJ	ug/L	Surr
				Bis(2-chloroethyl)ether	0.10	0.10U		UJ	ug/L	Surr
				BIS(2-ETHYLHEXYL)PHTHALATE	0.83	0.83U		UJ	ug/L	Surr
				Butylbenzylphthalate	0.83	0.83U		UJ	ug/L	Surr
				CARBAZOLE	0.83	0.83U		UJ	ug/L	Surr
				CHRYSENE	0.10	0.10U		UJ	ug/L	Surr
				DIBENZ(A,H)ANTHRACENE	0.10	0.10U		UJ	ug/L	Surr
				DIBENZOFURAN	0.10	0.10U		UJ	ug/L	Surr
				Diethylphthalate	0.83	0.83U		UJ	ug/L	Surr
				Dimethylphthalate	0.83	0.83U		UJ	ug/L	Surr
				DI-N-BUTYL PHTHALATE	0.83	0.83U		UJ	ug/L	Surr
				DI-N-OCTYL PHTHALATE	0.83	0.83U		UJ	ug/L	Surr
				FLUORANTHENE	0.10	0.10U		UJ	ug/L	Surr
				FLUORENE	0.10	0.10U		UJ	ug/L	Surr
				HEXACHLOROBENZENE	0.10	0.10U		UJ	ug/L	Surr
				HEXACHLOROBUTADIENE	0.83	0.83U		UJ	ug/L	Surr
				HEXACHLOROCYCLOPENTADIENE	0.83	0.83U		UJ	ug/L	Surr
				HEXACHLOROETHANE	0.83	0.83U		UJ	ug/L	Surr
				INDENO(1,2,3-CD)PYRENE	0.10	0.10U		UJ	ug/L	Surr
				ISOPHORONE	0.83	0.83U		UJ	ug/L	Surr
				NAPHTHALENE	0.10	0.10U		UJ	ug/L	Surr
				N-NITROSO-DI-N-PROPYLAMINE	0.83	0.83U		UJ	ug/L	Surr
				N-NITROSODIPHENYLAMINE	0.83	0.83U		UJ	ug/L	Surr
				PENTACHLOROPHENOL	2.5	2.5U		UJ	ug/L	Surr
				PHENANTHRENE	0.10	0.10U		UJ	ug/L	Surr
				PHENOL	0.83	0.83U		UJ	ug/L	Surr
				PYRENE	0.10	0.10U		UJ	ug/L	Surr

N = Normal Sample *TB = Trip Blank*
FD = Field Duplicate *FB = Field Blank*

Overall Qualified Results

Analytical Method	Field Sample ID	Matrix	Sample Type	Analyte	RL	Lab Result	Unc / Error	Overall Qualifier	Units	Reason Code
SDG: 240-13441-2										
8270C	FWGLL2-265C-0114-GW	AQ	N							
				2,4,5-TRICHLOROPHENOL	0.76	0.76U		UJ	ug/L	Surr
				2,4,6-TRICHLOROPHENOL	0.76	0.76U		UJ	ug/L	Surr
				2,4-DICHLOROPHENOL	0.76	0.76U		UJ	ug/L	Surr
				2,4-DIMETHYLPHENOL	0.76	0.76U		UJ	ug/L	Surr
				2,4-DINITROPHENOL	2.3	2.3U		UJ	ug/L	Surr, ProfJ
				2-CHLOROPHENOL	0.76	0.76U		UJ	ug/L	Surr
				2-METHYLPHENOL	0.76	0.76U		UJ	ug/L	Surr
				2-NITROPHENOL	0.76	0.76U		UJ	ug/L	Surr
				3-methylphenol/4-methylphenol	0.76	0.76U		UJ	ug/L	Surr
				4,6-DINITRO-2-METHYLPHENOL	2.3	2.3U		UJ	ug/L	Surr
				4-CHLORO-3-METHYLPHENOL	0.76	0.76U		UJ	ug/L	Surr
				4-NITROPHENOL	2.3	2.3U		UJ	ug/L	Surr
				BIS(2-ETHYLHEXYL)PHTHALATE	0.76	0.80J		JB	ug/L	Mb, Surr
				Butylbenzylphthalate	0.76	0.76U		UJ	ug/L	Surr
				Diethylphthalate	0.76	0.76U		UJ	ug/L	Surr
				Dimethylphthalate	0.76	0.76U		UJ	ug/L	Surr
				DI-N-BUTYL PHTHALATE	0.76	0.76U		UJ	ug/L	Surr
				DI-N-OCTYL PHTHALATE	0.76	0.76U		UJ	ug/L	Surr
				PENTACHLOROPHENOL	2.3	2.3U		UJ	ug/L	Surr
				PHENOL	0.76	0.76U		UJ	ug/L	Surr

N = Normal Sample *TB = Trip Blank*
FD = Field Duplicate *FB = Field Blank*

Overall Qualified Results

Analytical Method	Field Sample ID	Matrix	Sample Type	Analyte	RL	Lab Result	Unc / Error	Overall Qualifier	Units	Reason Code
SDG: 240-13441-2										
8270C	FWGLL2MW-059C-0113-GW	AQ	N							
				2,4,5-TRICHLOROPHENOL	0.76	0.76U		UJ	ug/L	Surr
				2,4,6-TRICHLOROPHENOL	0.76	0.76U		UJ	ug/L	Surr
				2,4-DICHLOROPHENOL	0.76	0.76U		UJ	ug/L	Surr
				2,4-DIMETHYLPHENOL	0.76	0.76U		UJ	ug/L	Surr
				2,4-DINITROPHENOL	2.3	2.3U		UJ	ug/L	Surr, ProfJ
				2-CHLOROPHENOL	0.76	0.76U		UJ	ug/L	Surr
				2-METHYLPHENOL	0.76	0.76U		UJ	ug/L	Surr
				2-NITROPHENOL	0.76	0.76U		UJ	ug/L	Surr
				3-methylphenol/4-methylphenol	0.76	0.76U		UJ	ug/L	Surr
				4,6-DINITRO-2-METHYLPHENOL	2.3	2.3U		UJ	ug/L	Surr
				4-CHLORO-3-METHYLPHENOL	0.76	0.76U		UJ	ug/L	Surr
				4-NITROPHENOL	2.3	2.3U		UJ	ug/L	Surr
				BIS(2-ETHYLHEXYL)PHTHALATE	0.76	0.76U		UJ	ug/L	Surr
				Butylbenzylphthalate	0.76	0.76U		UJ	ug/L	Surr
				Diethylphthalate	0.76	0.76U		UJ	ug/L	Surr
				Dimethylphthalate	0.76	0.76U		UJ	ug/L	Surr
				DI-N-BUTYL PHTHALATE	0.76	0.76U		UJ	ug/L	Surr
				DI-N-OCTYL PHTHALATE	0.76	0.76U		UJ	ug/L	Surr
				PENTACHLOROPHENOL	2.3	2.3U		UJ	ug/L	Surr
				PHENOL	0.76	0.76U		UJ	ug/L	Surr
8270C	FWGLL3MW-244-0117-GW	AQ	N							
				2-CHLORONAPHTHALENE	0.095	0.095U Q		UJ	ug/L	Lcs
				3,3'-DICHLOROBENZIDINE	0.76	0.76U		UJ	ug/L	lcv
8270C	FWGLL4MW-0201-0120-GW	AQ	N							
				2-CHLORONAPHTHALENE	0.097	0.097U Q		UJ	ug/L	Lcs
				3,3'-DICHLOROBENZIDINE	0.78	0.78U		UJ	ug/L	lcv

N = Normal Sample *TB = Trip Blank*
FD = Field Duplicate *FB = Field Blank*

Overall Qualified Results

Analytical Method	Field Sample ID	Matrix	Sample Type	Analyte	RL	Lab Result	Unc / Error	Overall Qualifier	Units	Reason Code
SDG: 240-13441-2										
8270C	FWGRQLMW-007C-0127-GW	AQ	N							
				1,2,4-TRICHLOROBENZENE	0.76	0.76U		UJ	ug/L	Surr
				1,2-DICHLOROBENZENE	0.76	0.76U		UJ	ug/L	Surr
				1,3-DICHLOROBENZENE	0.76	0.76U		UJ	ug/L	Surr
				1,4-DICHLOROBENZENE	0.76	0.76U		UJ	ug/L	Surr
				2,2'-OXYBIS (1-CHLOROPROPANE)	0.76	0.76U		UJ	ug/L	Surr
				2,4,5-TRICHLOROPHENOL	0.76	0.76U		UJ	ug/L	Surr
				2,4,6-TRICHLOROPHENOL	0.76	0.76U		UJ	ug/L	Surr
				2,4-DICHLOROPHENOL	0.76	0.76U		UJ	ug/L	Surr
				2,4-DIMETHYLPHENOL	0.76	0.76U		UJ	ug/L	Surr
				2,4-DINITROPHENOL	2.3	2.3U		UJ	ug/L	Surr, ProfJ
				2-CHLORONAPHTHALENE	0.095	0.095U		UJ	ug/L	Surr
				2-CHLOROPHENOL	0.76	0.76U		UJ	ug/L	Surr
				2-METHYLNAPHTHALENE	0.095	0.095U		UJ	ug/L	Surr
				2-METHYLPHENOL	0.76	0.76U		UJ	ug/L	Surr
				2-NITROANILINE	0.76	0.76U		UJ	ug/L	Surr
				2-NITROPHENOL	0.76	0.76U		UJ	ug/L	Surr
				3,3'-DICHLOROBENZIDINE	0.76	0.76U		UJ	ug/L	Surr, Icv
				3-methylphenol/4-methylphenol	0.76	0.76U		UJ	ug/L	Surr
				3-NITROANILINE	0.76	0.76U		UJ	ug/L	Surr
				4,6-DINITRO-2-METHYLPHENOL	2.3	2.3U		UJ	ug/L	Surr
				4-BROMOPHENYL-PHENYLETHER	0.76	0.76U		UJ	ug/L	Surr
				4-CHLORO-3-METHYLPHENOL	0.76	0.76U		UJ	ug/L	Surr
				4-CHLOROANILINE	0.76	0.76U		UJ	ug/L	Surr
				4-CHLOROPHENYL-PHENYLETHER	0.76	0.76U		UJ	ug/L	Surr
				4-NITROANILINE	0.76	0.76U		UJ	ug/L	Surr
				4-NITROPHENOL	2.3	2.3U		UJ	ug/L	Surr
				ACENAPHTHENE	0.095	0.095U		UJ	ug/L	Surr
				ACENAPHTHYLENE	0.095	0.095U		UJ	ug/L	Surr
				ANTHRACENE	0.095	0.095U		UJ	ug/L	Surr
				BENZO(A)ANTHRACENE	0.095	0.095U		UJ	ug/L	Surr
				BENZO(A)PYRENE	0.095	0.095U		UJ	ug/L	Surr

N = Normal Sample *TB = Trip Blank*
FD = Field Duplicate *FB = Field Blank*

Overall Qualified Results

Analytical Method	Field Sample ID	Matrix	Sample Type	Analyte	RL	Lab Result	Unc / Error	Overall Qualifier	Units	Reason Code
SDG: 240-13441-2										
				BENZO(B)FLUORANTHENE	0.095	0.095U		UJ	ug/L	Surr
				BENZO(G,H,I)PERYLENE	0.095	0.095U		UJ	ug/L	Surr
				BENZO(K)FLUORANTHENE	0.095	0.095U		UJ	ug/L	Surr
				BENZOIC ACID	9.5	9.5U		UJ	ug/L	Surr
				BENZYL ALCOHOL	0.76	0.76U		UJ	ug/L	Surr
				BIS(2-CHLOROETHOXY)METHANE	0.76	0.76U		UJ	ug/L	Surr
				Bis(2-chloroethyl)ether	0.095	0.095U		UJ	ug/L	Surr
				BIS(2-ETHYLHEXYL)PHTHALATE	0.76	0.76U		UJ	ug/L	Surr
				Butylbenzylphthalate	0.76	0.76U		UJ	ug/L	Surr
				CARBAZOLE	0.76	0.76U		UJ	ug/L	Surr
				CHRYSENE	0.095	0.095U		UJ	ug/L	Surr
				DIBENZ(A,H)ANTHRACENE	0.095	0.095U		UJ	ug/L	Surr
				DIBENZOFURAN	0.095	0.095U		UJ	ug/L	Surr
				Diethylphthalate	0.76	0.76U		UJ	ug/L	Surr
				Dimethylphthalate	0.76	0.76U		UJ	ug/L	Surr
				DI-N-BUTYL PHTHALATE	0.76	0.76U		UJ	ug/L	Surr
				DI-N-OCTYL PHTHALATE	0.76	0.76U		UJ	ug/L	Surr
				FLUORANTHENE	0.095	0.095U		UJ	ug/L	Surr
				FLUORENE	0.095	0.095U		UJ	ug/L	Surr
				HEXACHLOROBENZENE	0.095	0.095U		UJ	ug/L	Surr
				HEXACHLOROBUTADIENE	0.76	0.76U		UJ	ug/L	Surr
				HEXACHLOROCYCLOPENTADIENE	0.76	0.76U		UJ	ug/L	Surr
				HEXACHLOROETHANE	0.76	0.76U		UJ	ug/L	Surr
				INDENO(1,2,3-CD)PYRENE	0.095	0.095U		UJ	ug/L	Surr
				ISOPHORONE	0.76	0.76U		UJ	ug/L	Surr
				NAPHTHALENE	0.095	0.095U		UJ	ug/L	Surr
				N-NITROSO-DI-N-PROPYLAMINE	0.76	0.76U		UJ	ug/L	Surr
				N-NITROSODIPHENYLAMINE	0.76	0.76U		UJ	ug/L	Surr
				PENTACHLOROPHENOL	2.3	2.3U		UJ	ug/L	Surr
				PHENANTHRENE	0.095	0.095U		UJ	ug/L	Surr
				PHENOL	0.76	0.76U		UJ	ug/L	Surr
				PYRENE	0.095	0.095U		UJ	ug/L	Surr

N = Normal Sample *TB = Trip Blank*
FD = Field Duplicate *FB = Field Blank*

Overall Qualified Results

Analytical Method	Field Sample ID	Matrix	Sample Type	Analyte	RL	Lab Result	Unc / Error	Overall Qualifier	Units	Reason Code
SDG: 240-13441-2										
8270C	FWGRQLMW-008C-0128-GW	AQ	N							
				2,4-DINITROPHENOL	2.3	2.3U		UJ	ug/L	ProfJudg
				3,3'-DICHLOROBENZIDINE	0.77	0.77U J		UJ	ug/L	Ms, Icv
				3-NITROANILINE	0.77	0.77U J		UJ	ug/L	Ms
				4-CHLOROANILINE	0.77	0.77U J		UJ	ug/L	Ms
				BENZO(A)PYRENE	0.096	0.096U J		UJ	ug/L	Ms
				BENZOIC ACID	9.6	9.6U J		UJ	ug/L	Ms
				Bis(2-chloroethyl)ether	0.096	0.096U J		UJ	ug/L	Ms
				BIS(2-ETHYLHEXYL)PHTHALATE	0.77	0.87J		U	ug/L	Mb
				DI-N-OCTYL PHTHALATE	0.77	0.77U J		UJ	ug/L	Ms
8270C	FWGRQLMW-009C-0129-GW	AQ	N							
				2,4-DINITROPHENOL	2.3	2.3U		UJ	ug/L	ProfJudg
				3,3'-DICHLOROBENZIDINE	0.76	0.76U		UJ	ug/L	Icv
8270C	FWGRQLMW-DUP7-0145-GW	AQ	FD							
				2,4-DINITROPHENOL	2.3	2.3U		UJ	ug/L	ProfJudg
				3,3'-DICHLOROBENZIDINE	0.76	0.76U		UJ	ug/L	Icv

N = Normal Sample *TB = Trip Blank*
FD = Field Duplicate *FB = Field Blank*

Overall Qualified Results

Analytical Method	Field Sample ID	Matrix	Sample Type	Analyte	RL	Lab Result	Unc / Error	Overall Qualifier	Units	Reason Code
SDG: 240-13441-2										
8270C	FWGSCFMW-004-0131-GW	AQ	N							
				2,4,5-TRICHLOROPHENOL	0.76	0.76U		UJ	ug/L	Surr
				2,4,6-TRICHLOROPHENOL	0.76	0.76U		UJ	ug/L	Surr
				2,4-DICHLOROPHENOL	0.76	0.76U		UJ	ug/L	Surr
				2,4-DIMETHYLPHENOL	0.76	0.76U		UJ	ug/L	Surr
				2,4-DINITROPHENOL	2.3	2.3U		UJ	ug/L	Surr, ProfJ
				2-CHLOROPHENOL	0.76	0.76U		UJ	ug/L	Surr
				2-METHYLPHENOL	0.76	0.76U		UJ	ug/L	Surr
				2-NITROPHENOL	0.76	0.76U		UJ	ug/L	Surr
				3-methylphenol/4-methylphenol	0.76	0.76U		UJ	ug/L	Surr
				4,6-DINITRO-2-METHYLPHENOL	2.3	2.3U		UJ	ug/L	Surr
				4-CHLORO-3-METHYLPHENOL	0.76	0.76U		UJ	ug/L	Surr
				4-NITROPHENOL	2.3	2.3U		UJ	ug/L	Surr
				BIS(2-ETHYLHEXYL)PHTHALATE	0.76	0.76U		UJ	ug/L	Surr
				Butylbenzylphthalate	0.76	0.76U		UJ	ug/L	Surr
				Diethylphthalate	0.76	0.76U		UJ	ug/L	Surr
				Dimethylphthalate	0.76	0.76U		UJ	ug/L	Surr
				DI-N-BUTYL PHTHALATE	0.76	0.76U		UJ	ug/L	Surr
				DI-N-OCTYL PHTHALATE	0.76	0.76U		UJ	ug/L	Surr
				PENTACHLOROPHENOL	2.3	2.3U		UJ	ug/L	Surr
				PHENOL	0.76	0.76U		UJ	ug/L	Surr

N = Normal Sample *TB = Trip Blank*
FD = Field Duplicate *FB = Field Blank*

Data Qualifier Summary

Lab Reporting Batch ID: 240-13441-1 **Laboratory: TA CAN**

EDD Filename: Prep240-13441-1 91212 **eQAPP Name: RVAAP-66 2012**

Method Category: GENCHEM

Method: 9012A **Matrix: AQ**

Sample ID: FWGRQLMW-007C-0127-GW **Collected:** 7/23/2012 2:10:00 **Analysis Type:** RES/TOT **Dilution:** 1

Analyte	Lab Result	Lab Qual	DL	DL Type	RL	RL Type	Units	Data Review Qual	Reason Code
CYANIDE	0.0091	J	0.0050	MDL	0.010	LOD	mg/L	J	RI

Method Category: METALS

Method: 6010B **Matrix: AQ**

Sample ID: FWGEBGMW-131-0080-GF **Collected:** 7/23/2012 12:37:00 **Analysis Type:** RES/TOT **Dilution:** 1

Analyte	Lab Result	Lab Qual	DL	DL Type	RL	RL Type	Units	Data Review Qual	Reason Code
VANADIUM	1.5	J	1.3	MDL	4.0	LOD	ug/L	U	Cb

Sample ID: FWGFWGMW-010-0090-GF **Collected:** 7/23/2012 2:37:00 **Analysis Type:** RES/TOT **Dilution:** 1

Analyte	Lab Result	Lab Qual	DL	DL Type	RL	RL Type	Units	Data Review Qual	Reason Code
ARSENIC	7.2	J	3.3	MDL	10	LOD	ug/L	J	RI

Sample ID: FWGFWGMW-011-0091-GF **Collected:** 7/23/2012 11:49:00 **Analysis Type:** RES/TOT **Dilution:** 1

Analyte	Lab Result	Lab Qual	DL	DL Type	RL	RL Type	Units	Data Review Qual	Reason Code
ARSENIC	3.3	J	3.3	MDL	10	LOD	ug/L	J	RI

Sample ID: FWGFWGMW-012-0092-GF **Collected:** 7/23/2012 1:19:00 **Analysis Type:** RES/TOT **Dilution:** 1

Analyte	Lab Result	Lab Qual	DL	DL Type	RL	RL Type	Units	Data Review Qual	Reason Code
POTASSIUM	840	J	300	MDL	900	LOD	ug/L	J	RI

Sample ID: FWGLL1MW-064C-0109-GF **Collected:** 7/23/2012 10:19:00 **Analysis Type:** RES/TOT **Dilution:** 1

Analyte	Lab Result	Lab Qual	DL	DL Type	RL	RL Type	Units	Data Review Qual	Reason Code
ARSENIC	3.5	J	3.3	MDL	10	LOD	ug/L	J	RI
POTASSIUM	780	J	300	MDL	900	LOD	ug/L	J	RI

Sample ID: FWGLL1MW-065C-0110-GF **Collected:** 7/23/2012 1:32:00 **Analysis Type:** RES/TOT **Dilution:** 1

Analyte	Lab Result	Lab Qual	DL	DL Type	RL	RL Type	Units	Data Review Qual	Reason Code
VANADIUM	1.8	J	1.3	MDL	4.0	LOD	ug/L	U	Cb

* denotes a non-reportable result

Project Name and Number: 030174.0016.0001.9.1 - RVAAP 66 (OH)

Data Qualifier Summary

Lab Reporting Batch ID: 240-13441-1 **Laboratory: TA CAN**

EDD Filename: Prep240-13441-1 91212 **eQAPP Name: RVAAP-66 2012**

Method Category: METALS

Method: 6010B **Matrix: AQ**

Sample ID: FWGLL2-265C-0114-GF **Collected:** 7/23/2012 3:25:00 **Analysis Type:** RES/TOT **Dilution:** 1

Analyte	Lab Result	Lab Qual	DL	DL Type	RL	RL Type	Units	Data Review Qual	Reason Code
POTASSIUM	760	J	300	MDL	900	LOD	ug/L	J	RI
VANADIUM	1.4	J	1.3	MDL	4.0	LOD	ug/L	U	Cb

Sample ID: FWGLL2MW-059C-0113-GF **Collected:** 7/23/2012 5:00:00 **Analysis Type:** RES/TOT **Dilution:** 1

Analyte	Lab Result	Lab Qual	DL	DL Type	RL	RL Type	Units	Data Review Qual	Reason Code
ARSENIC	4.6	J	3.3	MDL	10	LOD	ug/L	J	RI
NICKEL	4.3	J	2.2	MDL	5.0	LOD	ug/L	J	RI
POTASSIUM	820	J	300	MDL	900	LOD	ug/L	J	RI

Sample ID: FWGLL3MW-244-0117-GF **Collected:** 7/23/2012 4:27:00 **Analysis Type:** RES/TOT **Dilution:** 1

Analyte	Lab Result	Lab Qual	DL	DL Type	RL	RL Type	Units	Data Review Qual	Reason Code
MANGANESE	2.7	J	1.8	MDL	5.0	LOD	ug/L	J	RI

Sample ID: FWGRQLMW-007C-0127-GF **Collected:** 7/23/2012 2:10:00 **Analysis Type:** RES/TOT **Dilution:** 1

Analyte	Lab Result	Lab Qual	DL	DL Type	RL	RL Type	Units	Data Review Qual	Reason Code
VANADIUM	1.5	J	1.3	MDL	4.0	LOD	ug/L	U	Cb

Sample ID: FWGRQLMW-008C-0128-GF **Collected:** 7/23/2012 11:45:00 **Analysis Type:** RES/TOT **Dilution:** 1

Analyte	Lab Result	Lab Qual	DL	DL Type	RL	RL Type	Units	Data Review Qual	Reason Code
NICKEL	2.4	J	2.2	MDL	5.0	LOD	ug/L	J	RI

Sample ID: FWGSCFMW-004-0131-GF **Collected:** 7/23/2012 10:08:00 **Analysis Type:** RES/TOT **Dilution:** 1

Analyte	Lab Result	Lab Qual	DL	DL Type	RL	RL Type	Units	Data Review Qual	Reason Code
VANADIUM	1.4	J	1.3	MDL	4.0	LOD	ug/L	U	Cb

* denotes a non-reportable result

Project Name and Number: 030174.0016.0001.9.1 - RVAAP 66 (OH)

Data Qualifier Summary

Lab Reporting Batch ID: 240-13441-1 **Laboratory: TA CAN**

EDD Filename: Prep240-13441-1 91212 **eQAPP Name: RVAAP-66 2012**

Method Category: METALS

Method: 6020 **Matrix: AQ**

Sample ID: FWGEBGMW-125C-0079-GF **Collected:** 7/23/2012 11:31:00 **Analysis Type:** RES/TOT **Dilution:** 1

Analyte	Lab Result	Lab Qual	DL	DL Type	RL	RL Type	Units	Data Review Qual	Reason Code
ALUMINUM	51	J	20	MDL	60	LOD	ug/L	J	RI
IRON	7000		44	MDL	100	LOD	ug/L	J	Ms

Sample ID: FWGEBGMW-131-0080-GF **Collected:** 7/23/2012 12:37:00 **Analysis Type:** RES/TOT **Dilution:** 1

Analyte	Lab Result	Lab Qual	DL	DL Type	RL	RL Type	Units	Data Review Qual	Reason Code
IRON	510		44	MDL	100	LOD	ug/L	J	Ms

Sample ID: FWGEQUIPRINSE1-0154-GW **Collected:** 7/23/2012 4:15:00 **Analysis Type:** RES/TOT **Dilution:** 1

Analyte	Lab Result	Lab Qual	DL	DL Type	RL	RL Type	Units	Data Review Qual	Reason Code
IRON	100	U	44	MDL	100	LOD	ug/L	UJ	Ms

Sample ID: FWGFWGMW-010-0090-GF **Collected:** 7/23/2012 2:37:00 **Analysis Type:** RES/TOT **Dilution:** 1

Analyte	Lab Result	Lab Qual	DL	DL Type	RL	RL Type	Units	Data Review Qual	Reason Code
CADMIUM	0.046	J	0.023	MDL	0.070	LOD	ug/L	J	RI
IRON	24000		44	MDL	100	LOD	ug/L	J	Ms
ZINC	10	J	8.8	MDL	20	LOD	ug/L	U	Mb

Sample ID: FWGFWGMW-011-0091-GF **Collected:** 7/23/2012 11:49:00 **Analysis Type:** RES/TOT **Dilution:** 1

Analyte	Lab Result	Lab Qual	DL	DL Type	RL	RL Type	Units	Data Review Qual	Reason Code
ANTIMONY	0.25	J	0.21	MDL	0.50	LOD	ug/L	J	RI
IRON	940		44	MDL	100	LOD	ug/L	J	Ms

Sample ID: FWGFWGMW-012-0092-GF **Collected:** 7/23/2012 1:19:00 **Analysis Type:** RES/TOT **Dilution:** 1

Analyte	Lab Result	Lab Qual	DL	DL Type	RL	RL Type	Units	Data Review Qual	Reason Code
IRON	1800		44	MDL	100	LOD	ug/L	J	Ms

Sample ID: FWGLL1MW-064C-0109-GF **Collected:** 7/23/2012 10:19:00 **Analysis Type:** RES/TOT **Dilution:** 1

Analyte	Lab Result	Lab Qual	DL	DL Type	RL	RL Type	Units	Data Review Qual	Reason Code
IRON	490		44	MDL	100	LOD	ug/L	J	Ms

* denotes a non-reportable result

Project Name and Number: 030174.0016.0001.9.1 - RVAAP 66 (OH)

Data Qualifier Summary

Lab Reporting Batch ID: 240-13441-1 **Laboratory: TA CAN**

EDD Filename: Prep240-13441-1 91212 **eQAPP Name: RVAAP-66 2012**

Method Category: METALS

Method: 6020 **Matrix: AQ**

Sample ID: FWGLL1MW-065C-0110-GF **Collected: 7/23/2012 1:32:00** **Analysis Type: RES/TOT** **Dilution: 1**

Analyte	Lab Result	Lab Qual	DL	DL Type	RL	RL Type	Units	Data Review Qual	Reason Code
IRON	100	U	44	MDL	100	LOD	ug/L	UJ	Ms

Sample ID: FWGLL1MW-086-0111-GF **Collected: 7/23/2012 2:34:00** **Analysis Type: RES/TOT** **Dilution: 1**

Analyte	Lab Result	Lab Qual	DL	DL Type	RL	RL Type	Units	Data Review Qual	Reason Code
IRON	1100		44	MDL	100	LOD	ug/L	J	Ms

Sample ID: FWGLL1MW-087-0112-GF **Collected: 7/23/2012 11:04:00** **Analysis Type: RE2/TOT** **Dilution: 5**

Analyte	Lab Result	Lab Qual	DL	DL Type	RL	RL Type	Units	Data Review Qual	Reason Code
IRON	340000	D	220	MDL	500	LOD	ug/L	J	Ms

Sample ID: FWGLL1MW-087-0112-GF **Collected: 7/23/2012 11:04:00** **Analysis Type: RES/TOT** **Dilution: 1**

Analyte	Lab Result	Lab Qual	DL	DL Type	RL	RL Type	Units	Data Review Qual	Reason Code
CADMIUM	0.53	J	0.023	MDL	0.070	LOD	ug/L	U	Cb
THALLIUM	1.4	J	0.32	MDL	1.0	LOD	ug/L	U	Cb

Sample ID: FWGLL2-265C-0114-GF **Collected: 7/23/2012 3:25:00** **Analysis Type: RES/TOT** **Dilution: 1**

Analyte	Lab Result	Lab Qual	DL	DL Type	RL	RL Type	Units	Data Review Qual	Reason Code
IRON	3500		44	MDL	100	LOD	ug/L	J	Ms

Sample ID: FWGLL2MW-059C-0113-GF **Collected: 7/23/2012 5:00:00** **Analysis Type: RES/TOT** **Dilution: 1**

Analyte	Lab Result	Lab Qual	DL	DL Type	RL	RL Type	Units	Data Review Qual	Reason Code
BERYLLIUM	0.048	J Q	0.033	MDL	0.10	LOD	ug/L	J	RI
IRON	3000		44	MDL	100	LOD	ug/L	J	Ms

Sample ID: FWGLL3MW-244-0117-GF **Collected: 7/23/2012 4:27:00** **Analysis Type: RES/TOT** **Dilution: 1**

Analyte	Lab Result	Lab Qual	DL	DL Type	RL	RL Type	Units	Data Review Qual	Reason Code
ANTIMONY	0.34	J	0.21	MDL	0.50	LOD	ug/L	J	RI
IRON	100	U	44	MDL	100	LOD	ug/L	UJ	Ms

* denotes a non-reportable result

Project Name and Number: 030174.0016.0001.9.1 - RVAAP 66 (OH)

Data Qualifier Summary

Lab Reporting Batch ID: 240-13441-1 **Laboratory: TA CAN**

EDD Filename: Prep240-13441-1 91212 **eQAPP Name: RVAAP-66 2012**

Method Category: METALS

Method: 6020 **Matrix: AQ**

Sample ID: FWGLL4MW-0199C-0119-GF **Collected:** 7/23/2012 5:23:00 **Analysis Type:** RES/TOT **Dilution:** 1

Analyte	Lab Result	Lab Qual	DL	DL Type	RL	RL Type	Units	Data Review Qual	Reason Code
ANTIMONY	0.30	J	0.21	MDL	0.50	LOD	ug/L	J	RI
IRON	3400		44	MDL	100	LOD	ug/L	J	Ms

Sample ID: FWGLL4MW-0201-0120-GF **Collected:** 7/23/2012 4:16:00 **Analysis Type:** RES/TOT **Dilution:** 1

Analyte	Lab Result	Lab Qual	DL	DL Type	RL	RL Type	Units	Data Review Qual	Reason Code
ALUMINUM	42	J	20	MDL	60	LOD	ug/L	J	RI
IRON	890		44	MDL	100	LOD	ug/L	J	Ms

Sample ID: FWGRQLMW-007C-0127-GF **Collected:** 7/23/2012 2:10:00 **Analysis Type:** RES/TOT **Dilution:** 1

Analyte	Lab Result	Lab Qual	DL	DL Type	RL	RL Type	Units	Data Review Qual	Reason Code
IRON	11000		44	MDL	100	LOD	ug/L	J	Ms

Sample ID: FWGRQLMW-008C-0128-GF **Collected:** 7/23/2012 11:45:00 **Analysis Type:** RES/TOT **Dilution:** 1

Analyte	Lab Result	Lab Qual	DL	DL Type	RL	RL Type	Units	Data Review Qual	Reason Code
BERYLLIUM	0.050	J Q	0.033	MDL	0.10	LOD	ug/L	J	RI
IRON	110000		44	MDL	100	LOD	ug/L	J	Ms
THALLIUM	0.53	J	0.32	MDL	1.0	LOD	ug/L	U	Cb

Sample ID: FWGRQLMW-009C-0129-GF **Collected:** 7/23/2012 9:50:00 **Analysis Type:** RES/TOT **Dilution:** 1

Analyte	Lab Result	Lab Qual	DL	DL Type	RL	RL Type	Units	Data Review Qual	Reason Code
IRON	13000		44	MDL	100	LOD	ug/L	J	Ms
THALLIUM	0.47	J	0.32	MDL	1.0	LOD	ug/L	U	Cb

Sample ID: FWGRQLMW-DUP7-0145-GF **Collected:** 7/23/2012 11:00:00 **Analysis Type:** RES/TOT **Dilution:** 1

Analyte	Lab Result	Lab Qual	DL	DL Type	RL	RL Type	Units	Data Review Qual	Reason Code
ANTIMONY	0.21	J	0.21	MDL	0.50	LOD	ug/L	J	RI
IRON	13000		44	MDL	100	LOD	ug/L	J	Ms

* denotes a non-reportable result

Project Name and Number: 030174.0016.0001.9.1 - RVAAP 66 (OH)

Data Qualifier Summary

Lab Reporting Batch ID: 240-13441-1 **Laboratory: TA CAN**

EDD Filename: Prep240-13441-1 91212 **eQAPP Name: RVAAP-66 2012**

Method Category: METALS

Method: 6020 **Matrix: AQ**

Sample ID: FWGSCFMW-004-0131-GF **Collected:** 7/23/2012 10:08:00 **Analysis Type:** RES/TOT **Dilution:** 1

Analyte	Lab Result	Lab Qual	DL	DL Type	RL	RL Type	Units	Data Review Qual	Reason Code
IRON	100	U	44	MDL	100	LOD	ug/L	UJ	Ms

Method Category: SVOA

Method: 8081A **Matrix: AQ**

Sample ID: FWGFWGMW-011-0091-GWRE **Collected:** 7/23/2012 11:49:00 **Analysis Type:** RE-BASE/NEUTRAL **Dilution:** 1

Analyte	Lab Result	Lab Qual	DL	DL Type	RL	RL Type	Units	Data Review Qual	Reason Code
4,4'-DDD	0.0095	U H	0.0091	MDL	0.0095	LOD	ug/L	UJ	StoE, ProfJudg
4,4'-DDE	0.0095	U H	0.0092	MDL	0.0095	LOD	ug/L	UJ	StoE
4,4'-DDT	0.029	U H	0.015	MDL	0.029	LOD	ug/L	UJ	StoE
ALDRIN	0.0095	U H	0.0078	MDL	0.0095	LOD	ug/L	UJ	StoE
ALPHA-BHC	0.0095	U H	0.0067	MDL	0.0095	LOD	ug/L	UJ	StoE
ALPHA-CHLORDANE	0.013	U H	0.013	MDL	0.013	LOD	ug/L	UJ	StoE
BETA-BHC	0.0095	U H	0.0080	MDL	0.0095	LOD	ug/L	UJ	StoE
DELTA-BHC	0.0095	U H	0.0083	MDL	0.0095	LOD	ug/L	UJ	StoE
DIELDRIN	0.0095	U H	0.0071	MDL	0.0095	LOD	ug/L	UJ	StoE
ENDOSULFAN I	0.012	U H	0.012	MDL	0.012	LOD	ug/L	UJ	StoE
ENDOSULFAN II	0.011	U H	0.011	MDL	0.011	LOD	ug/L	UJ	StoE
ENDOSULFAN SULFATE	0.010	U H	0.010	MDL	0.010	LOD	ug/L	UJ	StoE
ENDRIN	0.010	U H	0.010	MDL	0.010	LOD	ug/L	UJ	StoE
ENDRIN ALDEHYDE	0.010	U H	0.010	MDL	0.010	LOD	ug/L	UJ	StoE
ENDRIN KETONE	0.0095	U H	0.0074	MDL	0.0095	LOD	ug/L	UJ	StoE
gamma-BHC (Lindane)	0.0095	U H	0.0061	MDL	0.0095	LOD	ug/L	UJ	StoE
GAMMA-CHLORDANE	0.011	U H	0.011	MDL	0.011	LOD	ug/L	UJ	StoE
HEPTACHLOR	0.0095	U H	0.0076	MDL	0.0095	LOD	ug/L	UJ	StoE
HEPTACHLOR EPOXIDE	0.0095	U H	0.0068	MDL	0.0095	LOD	ug/L	UJ	StoE
METHOXYCHLOR	0.030	U H	0.030	MDL	0.030	LOD	ug/L	UJ	StoE
TOXAPHENE	0.48	U H	0.30	MDL	0.48	LOD	ug/L	UJ	StoE

Sample ID: FWGFWGMW-012-0092-GW **Collected:** 7/23/2012 1:19:00 **Analysis Type:** RES-BASE/NEUTRAL **Dilution:** 1

Analyte	Lab Result	Lab Qual	DL	DL Type	RL	RL Type	Units	Data Review Qual	Reason Code
ENDOSULFAN I	0.012	U J	0.012	MDL	0.012	LOD	ug/L	UJ	Ms

* denotes a non-reportable result

Project Name and Number: 030174.0016.0001.9.1 - RVAAP 66 (OH)

Data Qualifier Summary

Lab Reporting Batch ID: 240-13441-1 **Laboratory: TA CAN**

EDD Filename: Prep240-13441-1 91212 **eQAPP Name: RVAAP-66 2012**

Method Category: SVOA

Method: 8081A **Matrix: AQ**

Sample ID: FWGFWGMW-012-0092-GW **Collected:** 7/23/2012 1:19:00 **Analysis Type:** RES-BASE/NEUTRAL **Dilution:** 1

Analyte	Lab Result	Lab Qual	DL	DL Type	RL	RL Type	Units	Data Review Qual	Reason Code
ENDRIN KETONE	0.0095	U J	0.0074	MDL	0.0095	LOD	ug/L	UJ	Ms

Sample ID: FWGLL1MW-086-0111-GW **Collected:** 7/23/2012 2:34:00 **Analysis Type:** RES-BASE/NEUTRAL **Dilution:** 1

Analyte	Lab Result	Lab Qual	DL	DL Type	RL	RL Type	Units	Data Review Qual	Reason Code
4,4'-DDD	0.0095	U	0.0091	MDL	0.0095	LOD	ug/L	UJ	Surr
4,4'-DDE	0.0095	U	0.0092	MDL	0.0095	LOD	ug/L	UJ	Surr
4,4'-DDT	0.029	U	0.015	MDL	0.029	LOD	ug/L	UJ	Surr
ALDRIN	0.0095	U	0.0078	MDL	0.0095	LOD	ug/L	UJ	Surr
ALPHA-BHC	0.0095	U	0.0067	MDL	0.0095	LOD	ug/L	UJ	Surr
ALPHA-CHLORDANE	0.013	U	0.013	MDL	0.013	LOD	ug/L	UJ	Surr
BETA-BHC	0.027	J	0.0080	MDL	0.0095	LOD	ug/L	J	Surr
DELTA-BHC	0.0095	U	0.0083	MDL	0.0095	LOD	ug/L	UJ	Surr
DIELDRIN	0.0095	U	0.0071	MDL	0.0095	LOD	ug/L	UJ	Surr
ENDOSULFAN I	0.012	U	0.012	MDL	0.012	LOD	ug/L	UJ	Surr
ENDOSULFAN II	0.011	U	0.011	MDL	0.011	LOD	ug/L	UJ	Surr
ENDOSULFAN SULFATE	0.010	U	0.010	MDL	0.010	LOD	ug/L	UJ	Surr
ENDRIN	0.010	U	0.010	MDL	0.010	LOD	ug/L	UJ	Surr
ENDRIN ALDEHYDE	0.010	U	0.010	MDL	0.010	LOD	ug/L	UJ	Surr
ENDRIN KETONE	0.0095	U	0.0074	MDL	0.0095	LOD	ug/L	UJ	Surr
gamma-BHC (Lindane)	0.0095	U	0.0061	MDL	0.0095	LOD	ug/L	UJ	Surr
GAMMA-CHLORDANE	0.011	U	0.011	MDL	0.011	LOD	ug/L	UJ	Surr
HEPTACHLOR	0.0095	U	0.0076	MDL	0.0095	LOD	ug/L	UJ	Surr
HEPTACHLOR EPOXIDE	0.0095	U	0.0068	MDL	0.0095	LOD	ug/L	UJ	Surr
METHOXYCHLOR	0.030	U	0.030	MDL	0.030	LOD	ug/L	UJ	Surr
TOXAPHENE	0.48	U	0.30	MDL	0.48	LOD	ug/L	UJ	Surr

Sample ID: FWGRQLMW-007C-0127-GW **Collected:** 7/23/2012 2:10:00 **Analysis Type:** RES-BASE/NEUTRAL **Dilution:** 1

Analyte	Lab Result	Lab Qual	DL	DL Type	RL	RL Type	Units	Data Review Qual	Reason Code
4,4'-DDD	0.0095	U	0.0091	MDL	0.0095	LOD	ug/L	UJ	Surr
4,4'-DDE	0.0095	U	0.0092	MDL	0.0095	LOD	ug/L	UJ	Surr
4,4'-DDT	0.029	U	0.015	MDL	0.029	LOD	ug/L	UJ	Surr
ALDRIN	0.0095	U	0.0078	MDL	0.0095	LOD	ug/L	UJ	Surr
ALPHA-BHC	0.0095	U	0.0067	MDL	0.0095	LOD	ug/L	UJ	Surr

* denotes a non-reportable result

Project Name and Number: 030174.0016.0001.9.1 - RVAAP 66 (OH)

Data Qualifier Summary

Lab Reporting Batch ID: 240-13441-1 **Laboratory: TA CAN**

EDD Filename: Prep240-13441-1 91212 **eQAPP Name: RVAAP-66 2012**

Method Category: SVOA

Method: 8081A **Matrix:** AQ

Sample ID: FWGRQLMW-007C-0127-GW **Collected:** 7/23/2012 2:10:00 **Analysis Type:** RES **Dilution:** 1

Analyte	Lab Result	Lab Qual	DL	DL Type	RL	RL Type	Units	Data Review Qual	Reason Code
ALPHA-CHLORDANE	0.013	U	0.013	MDL	0.013	LOD	ug/L	UJ	Surr
BETA-BHC	0.0095	U	0.0080	MDL	0.0095	LOD	ug/L	UJ	Surr
DELTA-BHC	0.0095	U	0.0083	MDL	0.0095	LOD	ug/L	UJ	Surr
DIELDRIN	0.0095	U	0.0071	MDL	0.0095	LOD	ug/L	UJ	Surr
ENDOSULFAN I	0.012	U	0.012	MDL	0.012	LOD	ug/L	UJ	Surr
ENDOSULFAN II	0.011	U	0.011	MDL	0.011	LOD	ug/L	UJ	Surr
ENDOSULFAN SULFATE	0.010	U	0.010	MDL	0.010	LOD	ug/L	UJ	Surr
ENDRIN	0.010	U	0.010	MDL	0.010	LOD	ug/L	UJ	Surr
ENDRIN ALDEHYDE	0.010	U	0.010	MDL	0.010	LOD	ug/L	UJ	Surr
ENDRIN KETONE	0.0095	U	0.0074	MDL	0.0095	LOD	ug/L	UJ	Surr
gamma-BHC (Lindane)	0.0095	U	0.0061	MDL	0.0095	LOD	ug/L	UJ	Surr
GAMMA-CHLORDANE	0.011	U	0.011	MDL	0.011	LOD	ug/L	UJ	Surr
HEPTACHLOR	0.0095	U	0.0076	MDL	0.0095	LOD	ug/L	UJ	Surr
HEPTACHLOR EPOXIDE	0.0095	U	0.0068	MDL	0.0095	LOD	ug/L	UJ	Surr
METHOXYCHLOR	0.030	U	0.030	MDL	0.030	LOD	ug/L	UJ	Surr
TOXAPHENE	0.48	U	0.30	MDL	0.48	LOD	ug/L	UJ	Surr

Sample ID: FWGRQLMW-008C-0128-GW **Collected:** 7/23/2012 11:45:00 **Analysis Type:** RES-BASE/NEUTRAL **Dilution:** 1

Analyte	Lab Result	Lab Qual	DL	DL Type	RL	RL Type	Units	Data Review Qual	Reason Code
4,4'-DDD	0.0095	U	0.0091	MDL	0.0095	LOD	ug/L	UJ	Surr
4,4'-DDE	0.0095	U J	0.0092	MDL	0.0095	LOD	ug/L	UJ	Ms, Surr
4,4'-DDT	0.029	U J	0.015	MDL	0.029	LOD	ug/L	UJ	Ms, Surr
ALDRIN	0.0095	U	0.0078	MDL	0.0095	LOD	ug/L	UJ	Surr
ALPHA-BHC	0.0095	U J	0.0067	MDL	0.0095	LOD	ug/L	UJ	Ms, Surr
ALPHA-CHLORDANE	0.013	U J	0.013	MDL	0.013	LOD	ug/L	UJ	Ms, Surr
BETA-BHC	0.075	J	0.0080	MDL	0.0095	LOD	ug/L	J	Ms, Surr
DELTA-BHC	0.018	J	0.0083	MDL	0.0095	LOD	ug/L	J	Surr
DIELDRIN	0.0095	U J	0.0071	MDL	0.0095	LOD	ug/L	UJ	Ms, Surr
ENDOSULFAN I	0.012	U J	0.012	MDL	0.012	LOD	ug/L	UJ	Ms, Surr
ENDOSULFAN II	0.011	U	0.011	MDL	0.011	LOD	ug/L	UJ	Surr
ENDOSULFAN SULFATE	0.010	U	0.010	MDL	0.010	LOD	ug/L	UJ	Surr
ENDRIN	0.010	U	0.010	MDL	0.010	LOD	ug/L	UJ	Surr
ENDRIN ALDEHYDE	0.010	U J	0.010	MDL	0.010	LOD	ug/L	UJ	Ms, Surr

* denotes a non-reportable result

Project Name and Number: 030174.0016.0001.9.1 - RVAAP 66 (OH)

Data Qualifier Summary

Lab Reporting Batch ID: 240-13441-1 **Laboratory: TA CAN**

EDD Filename: Prep240-13441-1 91212 **eQAPP Name: RVAAP-66 2012**

Method Category: **SVOA**

Method: **8081A** ***Matrix:*** **AQ**

Sample ID: **FWGRQLMW-008C-0128-GW** ***Collected:*** **7/23/2012 11:45:00** ***Analysis Type:*** **RES-BASE/NEUTRAL** ***Dilution:*** **1**

Analyte	Lab Result	Lab Qual	DL	DL Type	RL	RL Type	Units	Data Review Qual	Reason Code
ENDRIN KETONE	0.0095	U J	0.0074	MDL	0.0095	LOD	ug/L	UJ	Ms, Surr
gamma-BHC (Lindane)	0.0095	U	0.0061	MDL	0.0095	LOD	ug/L	UJ	Surr
GAMMA-CHLORDANE	0.011	U J	0.011	MDL	0.011	LOD	ug/L	UJ	Ms, Surr
HEPTACHLOR	0.0095	U	0.0076	MDL	0.0095	LOD	ug/L	UJ	Surr
HEPTACHLOR EPOXIDE	0.0095	U J	0.0068	MDL	0.0095	LOD	ug/L	UJ	Ms, Surr
METHOXYCHLOR	0.030	U J	0.030	MDL	0.030	LOD	ug/L	UJ	Ms, Surr
TOXAPHENE	0.48	U J	0.30	MDL	0.48	LOD	ug/L	UJ	Surr

Sample ID: **FWGRQLMW-009C-0129-GWRE** ***Collected:*** **7/23/2012 9:50:00** ***Analysis Type:*** **RE-BASE/NEUTRAL** ***Dilution:*** **1**

Analyte	Lab Result	Lab Qual	DL	DL Type	RL	RL Type	Units	Data Review Qual	Reason Code
4,4'-DDD	0.0095	U H	0.0091	MDL	0.0095	LOD	ug/L	UJ	StoE, ProfJudg
4,4'-DDE	0.0095	U H	0.0092	MDL	0.0095	LOD	ug/L	UJ	StoE
4,4'-DDT	0.029	U H	0.015	MDL	0.029	LOD	ug/L	UJ	StoE
ALDRIN	0.0095	U H	0.0078	MDL	0.0095	LOD	ug/L	UJ	StoE
ALPHA-BHC	0.0095	U H	0.0067	MDL	0.0095	LOD	ug/L	UJ	StoE
ALPHA-CHLORDANE	0.013	U H	0.013	MDL	0.013	LOD	ug/L	UJ	StoE
BETA-BHC	0.0095	U H	0.0080	MDL	0.0095	LOD	ug/L	UJ	StoE
DELTA-BHC	0.0095	U H	0.0083	MDL	0.0095	LOD	ug/L	UJ	StoE
DIELDRIN	0.0095	U H	0.0071	MDL	0.0095	LOD	ug/L	UJ	StoE
ENDOSULFAN I	0.012	U H	0.012	MDL	0.012	LOD	ug/L	UJ	StoE
ENDOSULFAN II	0.011	U H	0.011	MDL	0.011	LOD	ug/L	UJ	StoE
ENDOSULFAN SULFATE	0.010	U H	0.010	MDL	0.010	LOD	ug/L	UJ	StoE
ENDRIN	0.010	U H	0.010	MDL	0.010	LOD	ug/L	UJ	StoE
ENDRIN ALDEHYDE	0.010	U H	0.010	MDL	0.010	LOD	ug/L	UJ	StoE
ENDRIN KETONE	0.0095	U H	0.0074	MDL	0.0095	LOD	ug/L	UJ	StoE
gamma-BHC (Lindane)	0.0095	U H	0.0061	MDL	0.0095	LOD	ug/L	UJ	StoE
GAMMA-CHLORDANE	0.011	U H	0.011	MDL	0.011	LOD	ug/L	UJ	StoE
HEPTACHLOR	0.0095	U H	0.0076	MDL	0.0095	LOD	ug/L	UJ	StoE
HEPTACHLOR EPOXIDE	0.0095	U H	0.0068	MDL	0.0095	LOD	ug/L	UJ	StoE
METHOXYCHLOR	0.030	U H	0.030	MDL	0.030	LOD	ug/L	UJ	StoE
TOXAPHENE	0.48	U H	0.30	MDL	0.48	LOD	ug/L	UJ	StoE

* denotes a non-reportable result

Project Name and Number: 030174.0016.0001.9.1 - RVAAP 66 (OH)

Data Qualifier Summary

Lab Reporting Batch ID: 240-13441-1 **Laboratory: TA CAN**

EDD Filename: Prep240-13441-1 91212 **eQAPP Name: RVAAP-66 2012**

Method Category: SVOA

Method: 8081A **Matrix: AQ**

Sample ID: FWGRQLMW-DUP7-0145-GWRE **Collected:** 7/23/2012 11:00:00 **Analysis Type:** RE-BASE/NEUTRAL **Dilution:** 1

Analyte	Lab Result	Lab Qual	DL	DL Type	RL	RL Type	Units	Data Review Qual	Reason Code
4,4'-DDD	0.0095	U H	0.0091	MDL	0.0095	LOD	ug/L	UJ	StoE, ProfJudg
4,4'-DDE	0.0095	U H	0.0092	MDL	0.0095	LOD	ug/L	UJ	StoE
4,4'-DDT	0.029	U H	0.015	MDL	0.029	LOD	ug/L	UJ	StoE
ALDRIN	0.0095	U H	0.0078	MDL	0.0095	LOD	ug/L	UJ	StoE
ALPHA-BHC	0.0095	U H	0.0067	MDL	0.0095	LOD	ug/L	UJ	StoE
ALPHA-CHLORDANE	0.013	U H	0.013	MDL	0.013	LOD	ug/L	UJ	StoE
BETA-BHC	0.0095	U H	0.0080	MDL	0.0095	LOD	ug/L	UJ	StoE
DELTA-BHC	0.0095	U H	0.0083	MDL	0.0095	LOD	ug/L	UJ	StoE
DIELDRIN	0.0095	U H	0.0071	MDL	0.0095	LOD	ug/L	UJ	StoE
ENDOSULFAN I	0.012	U H	0.012	MDL	0.012	LOD	ug/L	UJ	StoE
ENDOSULFAN II	0.011	U H	0.011	MDL	0.011	LOD	ug/L	UJ	StoE
ENDOSULFAN SULFATE	0.010	U H	0.010	MDL	0.010	LOD	ug/L	UJ	StoE
ENDRIN	0.010	U H	0.010	MDL	0.010	LOD	ug/L	UJ	StoE
ENDRIN ALDEHYDE	0.010	U H	0.010	MDL	0.010	LOD	ug/L	UJ	StoE
ENDRIN KETONE	0.0095	U H	0.0074	MDL	0.0095	LOD	ug/L	UJ	StoE
gamma-BHC (Lindane)	0.0095	U H	0.0061	MDL	0.0095	LOD	ug/L	UJ	StoE
GAMMA-CHLORDANE	0.011	U H	0.011	MDL	0.011	LOD	ug/L	UJ	StoE
HEPTACHLOR	0.0095	U H	0.0076	MDL	0.0095	LOD	ug/L	UJ	StoE
HEPTACHLOR EPOXIDE	0.0095	U H	0.0068	MDL	0.0095	LOD	ug/L	UJ	StoE
METHOXYCHLOR	0.030	U H	0.030	MDL	0.030	LOD	ug/L	UJ	StoE
TOXAPHENE	0.48	U H	0.30	MDL	0.48	LOD	ug/L	UJ	StoE

Method Category: SVOA

Method: 8082 **Matrix: AQ**

Sample ID: FWGFWGMW-011-0091-GW **Collected:** 7/23/2012 11:49:00 **Analysis Type:** RES-BASE/NEUTRAL **Dilution:** 1

Analyte	Lab Result	Lab Qual	DL	DL Type	RL	RL Type	Units	Data Review Qual	Reason Code
AROCLOR 1016	0.19	U	0.16	MDL	0.19	LOD	ug/L	UJ	Surr
AROCLOR 1221	0.19	U	0.12	MDL	0.19	LOD	ug/L	UJ	Surr
AROCLOR 1232	0.19	U	0.15	MDL	0.19	LOD	ug/L	UJ	Surr
AROCLOR 1242	0.38	U	0.21	MDL	0.38	LOD	ug/L	UJ	Surr
AROCLOR 1248	0.19	U	0.095	MDL	0.19	LOD	ug/L	UJ	Surr
AROCLOR 1254	0.19	U	0.15	MDL	0.19	LOD	ug/L	UJ	Surr

* denotes a non-reportable result

Project Name and Number: 030174.0016.0001.9.1 - RVAAP 66 (OH)

Data Qualifier Summary

Lab Reporting Batch ID: 240-13441-1 **Laboratory: TA CAN**

EDD Filename: Prep240-13441-1 91212 **eQAPP Name: RVAAP-66 2012**

Method Category: SVOA

Method: 8082 **Matrix:** AQ

Sample ID: FWGFWGMW-011-0091-GW **Collected:** 7/23/2012 11:49:00 **Analysis Type:** RES-BASE/NEUTRAL **Dilution:** 1

Analyte	Lab Result	Lab Qual	DL	DL Type	RL	RL Type	Units	Data Review Qual	Reason Code
AROCLOR 1260	0.19	U	0.16	MDL	0.19	LOD	ug/L	UJ	Surr

Sample ID: FWGLL1MW-086-0111-GW **Collected:** 7/23/2012 2:34:00 **Analysis Type:** RES-BASE/NEUTRAL **Dilution:** 1

Analyte	Lab Result	Lab Qual	DL	DL Type	RL	RL Type	Units	Data Review Qual	Reason Code
AROCLOR 1016	0.19	U	0.16	MDL	0.19	LOD	ug/L	UJ	Surr
AROCLOR 1221	0.19	U	0.12	MDL	0.19	LOD	ug/L	UJ	Surr
AROCLOR 1232	0.19	U	0.15	MDL	0.19	LOD	ug/L	UJ	Surr
AROCLOR 1242	0.38	U	0.21	MDL	0.38	LOD	ug/L	UJ	Surr
AROCLOR 1248	0.19	U	0.095	MDL	0.19	LOD	ug/L	UJ	Surr
AROCLOR 1254	0.19	U	0.15	MDL	0.19	LOD	ug/L	UJ	Surr
AROCLOR 1260	0.19	U	0.16	MDL	0.19	LOD	ug/L	UJ	Surr

Sample ID: FWGLL1MW-087-0112-GW **Collected:** 7/23/2012 11:04:00 **Analysis Type:** RES-BASE/NEUTRAL **Dilution:** 1

Analyte	Lab Result	Lab Qual	DL	DL Type	RL	RL Type	Units	Data Review Qual	Reason Code
AROCLOR 1016	0.20	U	0.17	MDL	0.20	LOD	ug/L	UJ	Surr
AROCLOR 1221	0.20	U	0.13	MDL	0.20	LOD	ug/L	UJ	Surr
AROCLOR 1232	0.20	U	0.16	MDL	0.20	LOD	ug/L	UJ	Surr
AROCLOR 1242	0.39	U	0.22	MDL	0.39	LOD	ug/L	UJ	Surr
AROCLOR 1248	0.20	U	0.098	MDL	0.20	LOD	ug/L	UJ	Surr
AROCLOR 1254	0.20	U	0.16	MDL	0.20	LOD	ug/L	UJ	Surr
AROCLOR 1260	0.20	U	0.17	MDL	0.20	LOD	ug/L	UJ	Surr

Sample ID: FWGLL2MW-059C-0113-GW **Collected:** 7/23/2012 5:00:00 **Analysis Type:** RES-BASE/NEUTRAL **Dilution:** 1

Analyte	Lab Result	Lab Qual	DL	DL Type	RL	RL Type	Units	Data Review Qual	Reason Code
AROCLOR 1016	0.19	U H	0.16	MDL	0.19	LOD	ug/L	UJ	StoE
AROCLOR 1221	0.19	U H	0.12	MDL	0.19	LOD	ug/L	UJ	StoE
AROCLOR 1232	0.19	U H	0.15	MDL	0.19	LOD	ug/L	UJ	StoE
AROCLOR 1242	0.38	U H	0.21	MDL	0.38	LOD	ug/L	UJ	StoE
AROCLOR 1248	0.19	U H	0.095	MDL	0.19	LOD	ug/L	UJ	StoE
AROCLOR 1254	0.19	U H	0.15	MDL	0.19	LOD	ug/L	UJ	StoE
AROCLOR 1260	0.19	U H	0.16	MDL	0.19	LOD	ug/L	UJ	StoE

* denotes a non-reportable result

Project Name and Number: 030174.0016.0001.9.1 - RVAAP 66 (OH)

Data Qualifier Summary

Lab Reporting Batch ID: 240-13441-1 **Laboratory: TA CAN**

EDD Filename: Prep240-13441-1 91212 **eQAPP Name: RVAAP-66 2012**

Method Category: SVOA

Method: 8082 **Matrix:** AQ

Sample ID: FWGRQLMW-007C-0127-GW **Collected:** 7/23/2012 2:10:00 **Analysis Type:** RES-BASE/NEUTRAL **Dilution:** 1

Analyte	Lab Result	Lab Qual	DL	DL Type	RL	RL Type	Units	Data Review Qual	Reason Code
AROCLOR 1016	0.19	U H	0.16	MDL	0.19	LOD	ug/L	UJ	StoE
AROCLOR 1221	0.19	U H	0.13	MDL	0.19	LOD	ug/L	UJ	StoE
AROCLOR 1232	0.19	U H	0.15	MDL	0.19	LOD	ug/L	UJ	StoE
AROCLOR 1242	0.38	U H	0.21	MDL	0.38	LOD	ug/L	UJ	StoE
AROCLOR 1248	0.19	U H	0.096	MDL	0.19	LOD	ug/L	UJ	StoE
AROCLOR 1254	0.19	U H	0.15	MDL	0.19	LOD	ug/L	UJ	StoE
AROCLOR 1260	0.19	U H	0.16	MDL	0.19	LOD	ug/L	UJ	StoE

Sample ID: FWGRQLMW-008C-0128-GW **Collected:** 7/23/2012 11:45:00 **Analysis Type:** RES-BASE/NEUTRAL **Dilution:** 1

Analyte	Lab Result	Lab Qual	DL	DL Type	RL	RL Type	Units	Data Review Qual	Reason Code
AROCLOR 1016	0.19	U	0.16	MDL	0.19	LOD	ug/L	UJ	Surr
AROCLOR 1221	0.19	U	0.12	MDL	0.19	LOD	ug/L	UJ	Surr
AROCLOR 1232	0.19	U	0.15	MDL	0.19	LOD	ug/L	UJ	Surr
AROCLOR 1242	0.38	U	0.21	MDL	0.38	LOD	ug/L	UJ	Surr
AROCLOR 1248	0.19	U	0.095	MDL	0.19	LOD	ug/L	UJ	Surr
AROCLOR 1254	0.19	U	0.15	MDL	0.19	LOD	ug/L	UJ	Surr
AROCLOR 1260	0.19	U J	0.16	MDL	0.19	LOD	ug/L	UJ	Ms, Ms, Surr

Sample ID: FWGRQLMW-009C-0129-GW **Collected:** 7/23/2012 9:50:00 **Analysis Type:** RES-BASE/NEUTRAL **Dilution:** 1

Analyte	Lab Result	Lab Qual	DL	DL Type	RL	RL Type	Units	Data Review Qual	Reason Code
AROCLOR 1016	0.19	U	0.16	MDL	0.19	LOD	ug/L	UJ	Surr
AROCLOR 1221	0.19	U	0.12	MDL	0.19	LOD	ug/L	UJ	Surr
AROCLOR 1232	0.19	U	0.15	MDL	0.19	LOD	ug/L	UJ	Surr
AROCLOR 1242	0.38	U	0.21	MDL	0.38	LOD	ug/L	UJ	Surr
AROCLOR 1248	0.19	U	0.095	MDL	0.19	LOD	ug/L	UJ	Surr
AROCLOR 1254	0.19	U	0.15	MDL	0.19	LOD	ug/L	UJ	Surr
AROCLOR 1260	0.19	U	0.16	MDL	0.19	LOD	ug/L	UJ	Surr

Sample ID: FWGRQLMW-DUP7-0145-GW **Collected:** 7/23/2012 11:00:00 **Analysis Type:** RES-BASE/NEUTRAL **Dilution:** 1

Analyte	Lab Result	Lab Qual	DL	DL Type	RL	RL Type	Units	Data Review Qual	Reason Code
AROCLOR 1016	0.19	U H	0.16	MDL	0.19	LOD	ug/L	UJ	StoE
AROCLOR 1221	0.19	U H	0.12	MDL	0.19	LOD	ug/L	UJ	StoE

* denotes a non-reportable result

Project Name and Number: 030174.0016.0001.9.1 - RVAAP 66 (OH)

Data Qualifier Summary

Lab Reporting Batch ID: 240-13441-1 **Laboratory: TA CAN**

EDD Filename: Prep240-13441-1 91212 **eQAPP Name: RVAAP-66 2012**

Method Category: SVOA

Method: 8082 **Matrix: AQ**

Sample ID: FWGRQLMW-DUP7-0145-GW **Collected:** 7/23/2012 11:00:00 **Analysis Type:** RES-BASE/NEUTRAL **Dilution:** 1

Analyte	Lab Result	Lab Qual	DL	DL Type	RL	RL Type	Units	Data Review Qual	Reason Code
AROCLOR 1232	0.19	U H	0.15	MDL	0.19	LOD	ug/L	UJ	StoE
AROCLOR 1242	0.38	U H	0.21	MDL	0.38	LOD	ug/L	UJ	StoE
AROCLOR 1248	0.19	U H	0.095	MDL	0.19	LOD	ug/L	UJ	StoE
AROCLOR 1254	0.19	U H	0.15	MDL	0.19	LOD	ug/L	UJ	StoE
AROCLOR 1260	0.19	U H	0.16	MDL	0.19	LOD	ug/L	UJ	StoE

Sample ID: FWGSCFMW-004-0131-GW **Collected:** 7/23/2012 10:08:00 **Analysis Type:** RES-BASE/NEUTRAL **Dilution:** 1

Analyte	Lab Result	Lab Qual	DL	DL Type	RL	RL Type	Units	Data Review Qual	Reason Code
AROCLOR 1016	0.19	U	0.16	MDL	0.19	LOD	ug/L	UJ	Surr
AROCLOR 1221	0.19	U	0.12	MDL	0.19	LOD	ug/L	UJ	Surr
AROCLOR 1232	0.19	U	0.15	MDL	0.19	LOD	ug/L	UJ	Surr
AROCLOR 1242	0.38	U	0.21	MDL	0.38	LOD	ug/L	UJ	Surr
AROCLOR 1248	0.19	U	0.095	MDL	0.19	LOD	ug/L	UJ	Surr
AROCLOR 1254	0.19	U	0.15	MDL	0.19	LOD	ug/L	UJ	Surr
AROCLOR 1260	0.19	U	0.16	MDL	0.19	LOD	ug/L	UJ	Surr

Method Category: SVOA

Method: 8330 **Matrix: AQ**

Sample ID: FWGLL2MW-059C-0113-GW **Collected:** 7/23/2012 5:00:00 **Analysis Type:** DL-BASE/NEUTRAL **Dilution:** 1.01

Analyte	Lab Result	Lab Qual	DL	DL Type	RL	RL Type	Units	Data Review Qual	Reason Code
1,3-DINITROBENZENE	0.086	J	0.050	MDL	0.10	LOD	ug/L	J	RI

Sample ID: FWGLL3MW-244-0117-GW **Collected:** 7/23/2012 4:27:00 **Analysis Type:** DL **Dilution:** 1.02

Analyte	Lab Result	Lab Qual	DL	DL Type	RL	RL Type	Units	Data Review Qual	Reason Code
Hexahydro-1,3,5-Trinitro-1,3,5-Triazine (RDX)	0.32		0.037	MDL	0.051	LOD	ug/L	J	ProfJudg

Sample ID: FWGRQLMW-008C-0128-GW **Collected:** 7/23/2012 11:45:00 **Analysis Type:** DL-BASE/NEUTRAL **Dilution:** 1.03

Analyte	Lab Result	Lab Qual	DL	DL Type	RL	RL Type	Units	Data Review Qual	Reason Code
NITROBENZENE	0.24	PG	0.052	MDL	0.10	LOD	ug/L	J	ProfJudg
Nitroglycerin	0.52	U	0.34	MDL	0.52	LOD	ug/L	UJ	Ms

* denotes a non-reportable result

Project Name and Number: 030174.0016.0001.9.1 - RVAAP 66 (OH)

Data Qualifier Summary

Lab Reporting Batch ID: 240-13441-1 **Laboratory: TA CAN**

EDD Filename: Prep240-13441-1 91212 **eQAPP Name: RVAAP-66 2012**

Method Category: SVOA

Method: 8330 **Matrix: AQ**

Sample ID: FWGSCFMW-004-0131-GW **Collected:** 7/23/2012 10:08:00 **Analysis Type:** DL-BASE/NEUTRAL **Dilution:** 1.22

Analyte	Lab Result	Lab Qual	DL	DL Type	RL	RL Type	Units	Data Review Qual	Reason Code
1,3,5-TRINITROBENZENE	0.061	U	0.037	MDL	0.061	LOD	ug/L	UJ	StoE
1,3-DINITROBENZENE	0.12	U	0.061	MDL	0.12	LOD	ug/L	UJ	StoE
2,4,6-TRINITROTOLUENE	0.12	U	0.061	MDL	0.12	LOD	ug/L	UJ	StoE
2,4-DINITROTOLUENE	0.12	U	0.061	MDL	0.12	LOD	ug/L	UJ	StoE
2,6-DINITROTOLUENE	0.12	U	0.061	MDL	0.12	LOD	ug/L	UJ	StoE
2-AMINO-4,6-DINITROTOLUENE	0.12	U	0.021	MDL	0.12	LOD	ug/L	UJ	StoE
2-NITROTOLUENE	0.12	U	0.11	MDL	0.12	LOD	ug/L	UJ	StoE
3-NITROTOLUENE	0.12	U	0.070	MDL	0.12	LOD	ug/L	UJ	StoE
4-AMINO-2,6-DINITROTOLUENE	0.12	U	0.061	MDL	0.12	LOD	ug/L	UJ	StoE
4-NITROTOLUENE	0.12	U	0.11	MDL	0.12	LOD	ug/L	UJ	StoE
Hexahydro-1,3,5-Trinitro-1,3,5-Triazine (RDX)	0.061	U	0.044	MDL	0.061	LOD	ug/L	UJ	StoE
Methyl-2,4,6-TrinitrophenylNitramine (Tetryl)	0.12	U	0.061	MDL	0.12	LOD	ug/L	UJ	StoE
NITROBENZENE	0.12	U	0.061	MDL	0.12	LOD	ug/L	UJ	StoE
Nitroglycerin	0.61	U	0.40	MDL	0.61	LOD	ug/L	UJ	StoE
Octahydro-1,3,5,7-tetranitro-1,3,5,7-tetrazocine (HMX)	0.061	U	0.044	MDL	0.061	LOD	ug/L	UJ	StoE
Pentaerythritol Tetranitrate (PETN)	0.61	U	0.37	MDL	0.61	LOD	ug/L	UJ	StoE

Method Category: VOA

Method: 8260B **Matrix: AQ**

Sample ID: FWG TEAM 4-TRIP **Collected:** 7/23/2012 8:00:00 **Analysis Type:** RES **Dilution:** 1

Analyte	Lab Result	Lab Qual	DL	DL Type	RL	RL Type	Units	Data Review Qual	Reason Code
METHYLENE CHLORIDE	0.60	J	0.33	MDL	0.50	LOD	ug/L	J	ProfJudg

Sample ID: FWGEQUIPRINSE1-0154-GW **Collected:** 7/23/2012 4:15:00 **Analysis Type:** RES **Dilution:** 1

Analyte	Lab Result	Lab Qual	DL	DL Type	RL	RL Type	Units	Data Review Qual	Reason Code
TOLUENE	0.16	J	0.13	MDL	0.25	LOD	ug/L	J	RI

Sample ID: FWGFWGMW-010-0090-GW **Collected:** 7/23/2012 2:37:00 **Analysis Type:** RES **Dilution:** 1

Analyte	Lab Result	Lab Qual	DL	DL Type	RL	RL Type	Units	Data Review Qual	Reason Code
ACETONE	1.5	J	1.1	MDL	1.1	LOD	ug/L	U	Tb, Eb

* denotes a non-reportable result

Project Name and Number: 030174.0016.0001.9.1 - RVAAP 66 (OH)

Data Qualifier Summary

Lab Reporting Batch ID: 240-13441-1 **Laboratory: TA CAN**

EDD Filename: Prep240-13441-1 91212 **eQAPP Name: RVAAP-66 2012**

Method Category: VOA

Method: 8260B **Matrix:** AQ

Sample ID: FWGFWGMW-010-0090-GW **Collected:** 7/23/2012 2:37:00 **Analysis Type:** RES **Dilution:** 1

Analyte	Lab Result	Lab Qual	DL	DL Type	RL	RL Type	Units	Data Review Qual	Reason Code
CARBON DISULFIDE	0.15	J	0.13	MDL	0.25	LOD	ug/L	J	RI

Sample ID: FWGFWGMW-012-0092-GW **Collected:** 7/23/2012 1:19:00 **Analysis Type:** RES **Dilution:** 1

Analyte	Lab Result	Lab Qual	DL	DL Type	RL	RL Type	Units	Data Review Qual	Reason Code
ACETONE	1.1	U	1.1	MDL	1.1	LOD	ug/L	UJ	ProfJudg
CHLOROETHANE	0.50	U	0.29	MDL	0.50	LOD	ug/L	UJ	ProfJudg

Sample ID: FWGLL1MW-086-0111-GW **Collected:** 7/23/2012 2:34:00 **Analysis Type:** RES **Dilution:** 1

Analyte	Lab Result	Lab Qual	DL	DL Type	RL	RL Type	Units	Data Review Qual	Reason Code
ACETONE	1.3	J	1.1	MDL	1.1	LOD	ug/L	U	Eb, Tb

Sample ID: FWGRQLMW-007C-0127-GW **Collected:** 7/23/2012 2:10:00 **Analysis Type:** RES **Dilution:** 1

Analyte	Lab Result	Lab Qual	DL	DL Type	RL	RL Type	Units	Data Review Qual	Reason Code
CARBON DISULFIDE	0.17	J	0.13	MDL	0.25	LOD	ug/L	J	RI

Sample ID: FWGTEAM 3-TRIP **Collected:** 7/23/2012 8:00:00 **Analysis Type:** RES **Dilution:** 1

Analyte	Lab Result	Lab Qual	DL	DL Type	RL	RL Type	Units	Data Review Qual	Reason Code
METHYLENE CHLORIDE	0.87	J	0.33	MDL	0.50	LOD	ug/L	J	ProfJudg

* denotes a non-reportable result

Data Qualifier Summary

Lab Reporting Batch ID: 240-13441-1 **Laboratory: TA CAN**

EDD Filename: Prep240-13441-1 91212 **eQAPP Name: RVAAP-66 2012**

Reason Code Legend

Reason Code	*Description*
Cb	Calibration Blank Contamination
Eb	Equipment Blank Contamination
Mb	Method Blank Contamination
Ms	Matrix Spike Lower Estimation
Ms	Matrix Spike Precision
Ms	Matrix Spike Upper Estimation
ProfJudg	Professional Judgment
RI	Reporting Limit Trace Value
StoE	Sampling to Extraction Estimation
Surr	Surrogate/Tracer Recovery Lower Estimation
Tb	Trip Blank Contamination

Data Qualifier Summary

Lab Reporting Batch ID: 240-13441-2 **Laboratory: TA CAN**

EDD Filename: Prep240-13441-2 **eQAPP Name: RVAAP-66 2012**

Method Category: SVOA

Method: 8270C **Matrix:** AQ

Sample ID: FWGEBGMW-125C-0079-GWRE **Collected:** 7/23/2012 11:31:00 **Analysis Type:** RE-BASE/NEUTRAL **Dilution:** 1

Analyte	Lab Result	Lab Qual	DL	DL Type	RL	RL Type	Units	Data Review Qual	Reason Code
BIS(2-ETHYLHEXYL)PHTHALATE	0.76	U H	0.76	MDL	0.76	LOD	ug/L	UJ	StoE
Butylbenzylphthalate	0.76	U H	0.76	MDL	0.76	LOD	ug/L	UJ	StoE
Diethylphthalate	0.76	U H	0.57	MDL	0.76	LOD	ug/L	UJ	StoE
Dimethylphthalate	0.76	U H	0.28	MDL	0.76	LOD	ug/L	UJ	StoE
DI-N-BUTYL PHTHALATE	0.76	U H	0.64	MDL	0.76	LOD	ug/L	UJ	StoE
DI-N-OCTYL PHTHALATE	0.76	U H	0.76	MDL	0.76	LOD	ug/L	UJ	StoE

Sample ID: FWGEBGMW-131-0080-GW **Collected:** 7/23/2012 12:37:00 **Analysis Type:** RES-BASE/NEUTRAL **Dilution:** 1

Analyte	Lab Result	Lab Qual	DL	DL Type	RL	RL Type	Units	Data Review Qual	Reason Code
2-CHLORONAPHTHALENE	0.095	U Q	0.095	MDL	0.095	LOD	ug/L	UJ	Lcs
3,3'-DICHLOROBENZIDINE	0.76	U	0.35	MDL	0.76	LOD	ug/L	UJ	Icv

Sample ID: FWGEQUIPRINSE1-0154-GW **Collected:** 7/23/2012 4:15:00 **Analysis Type:** RES-ACID **Dilution:** 1

Analyte	Lab Result	Lab Qual	DL	DL Type	RL	RL Type	Units	Data Review Qual	Reason Code
2,4-DINITROPHENOL	2.3	U	2.3	MDL	2.3	LOD	ug/L	UJ	ProfJudg
3,3'-DICHLOROBENZIDINE	0.76	U	0.35	MDL	0.76	LOD	ug/L	UJ	Icv

Sample ID: FWGFWGMW-010-0090-GW **Collected:** 7/23/2012 2:37:00 **Analysis Type:** RES-BASE/NEUTRAL **Dilution:** 1

Analyte	Lab Result	Lab Qual	DL	DL Type	RL	RL Type	Units	Data Review Qual	Reason Code
2-CHLORONAPHTHALENE	0.095	U Q	0.095	MDL	0.095	LOD	ug/L	UJ	Lcs
3,3'-DICHLOROBENZIDINE	0.76	U	0.35	MDL	0.76	LOD	ug/L	UJ	Icv

Sample ID: FWGFWGMW-011-0091-GW **Collected:** 7/23/2012 11:49:00 **Analysis Type:** RES-BASE/NEUTRAL **Dilution:** 1

Analyte	Lab Result	Lab Qual	DL	DL Type	RL	RL Type	Units	Data Review Qual	Reason Code
2-CHLORONAPHTHALENE	0.095	U Q	0.095	MDL	0.095	LOD	ug/L	UJ	Lcs
3,3'-DICHLOROBENZIDINE	0.76	U	0.35	MDL	0.76	LOD	ug/L	UJ	Icv

Sample ID: FWGFWGMW-012-0092-GW **Collected:** 7/23/2012 1:19:00 **Analysis Type:** RES-BASE/NEUTRAL **Dilution:** 1

Analyte	Lab Result	Lab Qual	DL	DL Type	RL	RL Type	Units	Data Review Qual	Reason Code
2-CHLORONAPHTHALENE	0.095	U Q	0.095	MDL	0.095	LOD	ug/L	UJ	Lcs

* denotes a non-reportable result

Project Name and Number: 030174.0016.0001.9.1 - RVAAP 66 (OH)

Data Qualifier Summary

Lab Reporting Batch ID: 240-13441-2 **Laboratory: TA CAN**

EDD Filename: Prep240-13441-2 **eQAPP Name: RVAAP-66 2012**

Method Category: SVOA

Method: 8270C **Matrix:** AQ

Sample ID: FWGFWGMW-012-0092-GW **Collected:** 7/23/2012 1:19:00 **Analysis Type:** RES-BASE/NEUTRAL **Dilution:** 1

Analyte	Lab Result	Lab Qual	DL	DL Type	RL	RL Type	Units	Data Review Qual	Reason Code
3,3'-DICHLOROBENZIDINE	0.76	U J	0.35	MDL	0.76	LOD	ug/L	UJ	Ms, Icv
BENZO(A)PYRENE	0.095	U J	0.095	MDL	0.095	LOD	ug/L	UJ	Ms
DI-N-OCTYL PHTHALATE	0.76	U J	0.76	MDL	0.76	LOD	ug/L	UJ	Ms

Sample ID: FWGLL12MW-182C-0101-GW **Collected:** 7/23/2012 5:04:00 **Analysis Type:** RES-BASE/NEUTRAL **Dilution:** 1

Analyte	Lab Result	Lab Qual	DL	DL Type	RL	RL Type	Units	Data Review Qual	Reason Code
BIS(2-ETHYLHEXYL)PHTHALATE	2.7		0.81	MDL	0.81	LOD	ug/L	J	Surr
Butylbenzylphthalate	0.81	U	0.81	MDL	0.81	LOD	ug/L	UJ	Surr
Diethylphthalate	0.81	U	0.61	MDL	0.81	LOD	ug/L	UJ	Surr
Dimethylphthalate	0.81	U	0.29	MDL	0.81	LOD	ug/L	UJ	Surr
DI-N-BUTYL PHTHALATE	0.81	U	0.68	MDL	0.81	LOD	ug/L	UJ	Surr
DI-N-OCTYL PHTHALATE	0.81	U	0.81	MDL	0.81	LOD	ug/L	UJ	Surr

Sample ID: FWGLL1MW-066C-0110-GW **Collected:** 7/23/2012 1:32:00 **Analysis Type:** RES-BASE/NEUTRAL **Dilution:** 1

Analyte	Lab Result	Lab Qual	DL	DL Type	RL	RL Type	Units	Data Review Qual	Reason Code
BIS(2-ETHYLHEXYL)PHTHALATE	2.0		0.76	MDL	0.76	LOD	ug/L	UJ	Mb, Surr
Butylbenzylphthalate	0.76	U	0.76	MDL	0.76	LOD	ug/L	UJ	Surr
Diethylphthalate	0.76	U	0.57	MDL	0.76	LOD	ug/L	UJ	Surr
Dimethylphthalate	0.76	U	0.28	MDL	0.76	LOD	ug/L	UJ	Surr
DI-N-BUTYL PHTHALATE	0.75	J	0.64	MDL	0.76	LOD	ug/L	J	RI, Surr
DI-N-OCTYL PHTHALATE	0.76	U	0.76	MDL	0.76	LOD	ug/L	UJ	Surr

Sample ID: FWGLL1MW-086-0111-GW **Collected:** 7/23/2012 2:34:00 **Analysis Type:** RES-BASE/NEUTRAL **Dilution:** 1

Analyte	Lab Result	Lab Qual	DL	DL Type	RL	RL Type	Units	Data Review Qual	Reason Code
2-CHLORONAPHTHALENE	0.095	U Q J	0.095	MDL	0.095	LOD	ug/L	UJ	Ms, Lcs
3,3'-DICHLOROBENZIDINE	0.76	U J	0.35	MDL	0.76	LOD	ug/L	UJ	Ms, Ms, Icv
BENZO(A)PYRENE	0.095	U J	0.095	MDL	0.095	LOD	ug/L	UJ	Ms, Ms
BENZO(G,H,I)PERYLENE	0.095	U J	0.095	MDL	0.095	LOD	ug/L	UJ	Ms
BIS(2-ETHYLHEXYL)PHTHALATE	1.0	J	0.76	MDL	0.76	LOD	ug/L	J	Ms, Ms
DIBENZ(A,H)ANTHRACENE	0.095	U J	0.095	MDL	0.095	LOD	ug/L	UJ	Ms
DI-N-OCTYL PHTHALATE	0.76	U J	0.76	MDL	0.76	LOD	ug/L	UJ	Ms, Ms
HEXACHLOROCYCLOPENTADIENE	0.76	U J	0.76	MDL	0.76	LOD	ug/L	UJ	Ms

* denotes a non-reportable result

Project Name and Number: 030174.0016.0001.9.1 - RVAAP 66 (OH)

Data Qualifier Summary

Lab Reporting Batch ID: 240-13441-2 **Laboratory: TA CAN**

EDD Filename: Prep240-13441-2 **eQAPP Name: RVAAP-66 2012**

Method Category: SVOA

Method: 8270C **Matrix:** AQ

Sample ID: FWGLL1MW-086-0111-GW **Collected:** 7/23/2012 2:34:00 **Analysis Type:** RES-BASE/NEUTRAL **Dilution:** 1

Analyte	Lab Result	Lab Qual	DL	DL Type	RL	RL Type	Units	Data Review Qual	Reason Code
INDENO(1,2,3-CD)PYRENE	0.095	U J	0.095	MDL	0.095	LOD	ug/L	UJ	Ms
N-NITROSODIPHENYLAMINE	0.76	U J	0.30	MDL	0.76	LOD	ug/L	UJ	Ms

Sample ID: FWGLL1MW-087-0112-GW **Collected:** 7/23/2012 11:04:00 **Analysis Type:** RES-BASE/NEUTRAL **Dilution:** 1

Analyte	Lab Result	Lab Qual	DL	DL Type	RL	RL Type	Units	Data Review Qual	Reason Code
1,2,4-TRICHLOROBENZENE	0.83	U	0.29	MDL	0.83	LOD	ug/L	UJ	Surr
1,2-DICHLOROBENZENE	0.83	U	0.30	MDL	0.83	LOD	ug/L	UJ	Surr
1,3-DICHLOROBENZENE	0.83	U	0.83	MDL	0.83	LOD	ug/L	UJ	Surr
1,4-DICHLOROBENZENE	0.83	U	0.35	MDL	0.83	LOD	ug/L	UJ	Surr
2,2'-OXYBIS (1-CHLOROPROPANE)	0.83	U	0.42	MDL	0.83	LOD	ug/L	UJ	Surr
2,4,5-TRICHLOROPHENOL	0.83	U	0.31	MDL	0.83	LOD	ug/L	UJ	Surr
2,4,6-TRICHLOROPHENOL	0.83	U	0.83	MDL	0.83	LOD	ug/L	UJ	Surr
2,4-DICHLOROPHENOL	0.83	U	0.83	MDL	0.83	LOD	ug/L	UJ	Surr
2,4-DIMETHYLPHENOL	0.83	U	0.83	MDL	0.83	LOD	ug/L	UJ	Surr
2,4-DINITROPHENOL	2.5	U	2.5	MDL	2.5	LOD	ug/L	UJ	Surr, ProfJudg
2-CHLORONAPHTHALENE	0.10	U	0.10	MDL	0.10	LOD	ug/L	UJ	Surr
2-CHLOROPHENOL	0.83	U	0.30	MDL	0.83	LOD	ug/L	UJ	Surr
2-METHYLNAPHTHALENE	0.10	U	0.10	MDL	0.10	LOD	ug/L	UJ	Surr
2-METHYLPHENOL	0.83	U	0.83	MDL	0.83	LOD	ug/L	UJ	Surr
2-NITROANILINE	0.83	U	0.83	MDL	0.83	LOD	ug/L	UJ	Surr
2-NITROPHENOL	0.83	U	0.29	MDL	0.83	LOD	ug/L	UJ	Surr
3,3'-DICHLOROBENZIDINE	0.83	U	0.39	MDL	0.83	LOD	ug/L	UJ	Surr, Icv
3-methylphenol/4-methylphenol	0.83	U	0.83	MDL	0.83	LOD	ug/L	UJ	Surr
3-NITROANILINE	0.83	U	0.29	MDL	0.83	LOD	ug/L	UJ	Surr
4,6-DINITRO-2-METHYLPHENOL	2.5	U	2.5	MDL	2.5	LOD	ug/L	UJ	Surr
4-BROMOPHENYL-PHENYLETHER	0.83	U	0.83	MDL	0.83	LOD	ug/L	UJ	Surr
4-CHLORO-3-METHYLPHENOL	0.83	U	0.83	MDL	0.83	LOD	ug/L	UJ	Surr
4-CHLOROANILINE	0.83	U	0.83	MDL	0.83	LOD	ug/L	UJ	Surr
4-CHLOROPHENYL-PHENYLETHER	0.83	U	0.31	MDL	0.83	LOD	ug/L	UJ	Surr
4-NITROANILINE	0.83	U	0.83	MDL	0.83	LOD	ug/L	UJ	Surr
4-NITROPHENOL	2.5	U	2.5	MDL	2.5	LOD	ug/L	UJ	Surr
ACENAPHTHENE	0.10	U	0.10	MDL	0.10	LOD	ug/L	UJ	Surr
ACENAPHTHYLENE	0.10	U	0.10	MDL	0.10	LOD	ug/L	UJ	Surr

* denotes a non-reportable result

Project Name and Number: 030174.0016.0001.9.1 - RVAAP 66 (OH)

Data Qualifier Summary

Lab Reporting Batch ID: 240-13441-2 **Laboratory: TA CAN**

EDD Filename: Prep240-13441-2 **eQAPP Name: RVAAP-66 2012**

Method Category: SVOA

Method: 8270C **Matrix:** AQ

Sample ID: FWGLL1MW-087-0112-GW **Collected:** 7/23/2012 11:04:00 **Analysis Type:** RES-BASE/NEUTRAL **Dilution:** 1

Analyte	Lab Result	Lab Qual	DL	DL Type	RL	RL Type	Units	Data Review Qual	Reason Code
ANTHRACENE	0.10	U	0.10	MDL	0.10	LOD	ug/L	UJ	Surr
BENZO(A)ANTHRACENE	0.10	U	0.10	MDL	0.10	LOD	ug/L	UJ	Surr
BENZO(A)PYRENE	0.10	U	0.10	MDL	0.10	LOD	ug/L	UJ	Surr
BENZO(B)FLUORANTHENE	0.10	U	0.10	MDL	0.10	LOD	ug/L	UJ	Surr
BENZO(G,H,I)PERYLENE	0.10	U	0.10	MDL	0.10	LOD	ug/L	UJ	Surr
BENZO(K)FLUORANTHENE	0.10	U	0.10	MDL	0.10	LOD	ug/L	UJ	Surr
BENZOIC ACID	10	U	10	MDL	10	LOD	ug/L	UJ	Surr
BENZYL ALCOHOL	0.83	U	0.40	MDL	0.83	LOD	ug/L	UJ	Surr
BIS(2-CHLOROETHOXY)METHANE	0.83	U	0.33	MDL	0.83	LOD	ug/L	UJ	Surr
Bis(2-chloroethyl)ether	0.10	U	0.10	MDL	0.10	LOD	ug/L	UJ	Surr
BIS(2-ETHYLHEXYL)PHTHALATE	0.83	U	0.83	MDL	0.83	LOD	ug/L	UJ	Surr
Butylbenzylphthalate	0.83	U	0.83	MDL	0.83	LOD	ug/L	UJ	Surr
CARBAZOLE	0.83	U	0.29	MDL	0.83	LOD	ug/L	UJ	Surr
CHRYSENE	0.10	U	0.10	MDL	0.10	LOD	ug/L	UJ	Surr
DIBENZ(A,H)ANTHRACENE	0.10	U	0.10	MDL	0.10	LOD	ug/L	UJ	Surr
DIBENZOFURAN	0.10	U	0.10	MDL	0.10	LOD	ug/L	UJ	Surr
Diethylphthalate	0.83	U	0.62	MDL	0.83	LOD	ug/L	UJ	Surr
Dimethylphthalate	0.83	U	0.30	MDL	0.83	LOD	ug/L	UJ	Surr
DI-N-BUTYL PHTHALATE	0.83	U	0.70	MDL	0.83	LOD	ug/L	UJ	Surr
DI-N-OCTYL PHTHALATE	0.83	U	0.83	MDL	0.83	LOD	ug/L	UJ	Surr
FLUORANTHENE	0.10	U	0.10	MDL	0.10	LOD	ug/L	UJ	Surr
FLUORENE	0.10	U	0.10	MDL	0.10	LOD	ug/L	UJ	Surr
HEXACHLOROBENZENE	0.10	U	0.10	MDL	0.10	LOD	ug/L	UJ	Surr
HEXACHLOROBUTADIENE	0.83	U	0.28	MDL	0.83	LOD	ug/L	UJ	Surr
HEXACHLOROCYCLOPENTADIENE	0.83	U	0.83	MDL	0.83	LOD	ug/L	UJ	Surr
HEXACHLOROETHANE	0.83	U	0.83	MDL	0.83	LOD	ug/L	UJ	Surr
INDENO(1,2,3-CD)PYRENE	0.10	U	0.10	MDL	0.10	LOD	ug/L	UJ	Surr
ISOPHORONE	0.83	U	0.28	MDL	0.83	LOD	ug/L	UJ	Surr
NAPHTHALENE	0.10	U	0.10	MDL	0.10	LOD	ug/L	UJ	Surr
N-NITROSO-DI-N-PROPYLAMINE	0.83	U	0.83	MDL	0.83	LOD	ug/L	UJ	Surr
N-NITROSODIPHENYLAMINE	0.83	U	0.32	MDL	0.83	LOD	ug/L	UJ	Surr
PENTACHLOROPHENOL	2.5	U	2.5	MDL	2.5	LOD	ug/L	UJ	Surr
PHENANTHRENE	0.10	U	0.10	MDL	0.10	LOD	ug/L	UJ	Surr
PHENOL	0.83	U	0.62	MDL	0.83	LOD	ug/L	UJ	Surr

* denotes a non-reportable result

Project Name and Number: 030174.0016.0001.9.1 - RVAAP 66 (OH)

Data Qualifier Summary

Lab Reporting Batch ID: 240-13441-2 **Laboratory: TA CAN**

EDD Filename: Prep240-13441-2 **eQAPP Name: RVAAP-66 2012**

Method Category: SVOA

Method: 8270C **Matrix:** AQ

Sample ID: FWGLL1MW-087-0112-GW **Collected:** 7/23/2012 11:04:00 **Analysis Type:** RES-BASE/NEUTRAL **Dilution:** 1

Analyte	Lab Result	Lab Qual	DL	DL Type	RL	RL Type	Units	Data Review Qual	Reason Code
PYRENE	0.10	U	0.10	MDL	0.10	LOD	ug/L	UJ	Surr

Sample ID: FWGLL2-265C-0114-GW **Collected:** 7/23/2012 3:25:00 **Analysis Type:** RES-ACID **Dilution:** 1

Analyte	Lab Result	Lab Qual	DL	DL Type	RL	RL Type	Units	Data Review Qual	Reason Code
2,4,5-TRICHLOROPHENOL	0.76	U	0.29	MDL	0.76	LOD	ug/L	UJ	Surr
2,4,6-TRICHLOROPHENOL	0.76	U	0.76	MDL	0.76	LOD	ug/L	UJ	Surr
2,4-DICHLOROPHENOL	0.76	U	0.76	MDL	0.76	LOD	ug/L	UJ	Surr
2,4-DIMETHYLPHENOL	0.76	U	0.76	MDL	0.76	LOD	ug/L	UJ	Surr
2,4-DINITROPHENOL	2.3	U	2.3	MDL	2.3	LOD	ug/L	UJ	Surr, ProfJudg
2-CHLOROPHENOL	0.76	U	0.28	MDL	0.76	LOD	ug/L	UJ	Surr
2-METHYLPHENOL	0.76	U	0.76	MDL	0.76	LOD	ug/L	UJ	Surr
2-NITROPHENOL	0.76	U	0.27	MDL	0.76	LOD	ug/L	UJ	Surr
3-methylphenol/4-methylphenol	0.76	U	0.76	MDL	0.76	LOD	ug/L	UJ	Surr
4,6-DINITRO-2-METHYLPHENOL	2.3	U	2.3	MDL	2.3	LOD	ug/L	UJ	Surr
4-CHLORO-3-METHYLPHENOL	0.76	U	0.76	MDL	0.76	LOD	ug/L	UJ	Surr
4-NITROPHENOL	2.3	U	2.3	MDL	2.3	LOD	ug/L	UJ	Surr
BIS(2-ETHYLHEXYL)PHTHALATE	0.80	J	0.76	MDL	0.76	LOD	ug/L	UJ	Mb, Surr
Butylbenzylphthalate	0.76	U	0.76	MDL	0.76	LOD	ug/L	UJ	Surr
Diethylphthalate	0.76	U	0.57	MDL	0.76	LOD	ug/L	UJ	Surr
Dimethylphthalate	0.76	U	0.28	MDL	0.76	LOD	ug/L	UJ	Surr
DI-N-BUTYL PHTHALATE	0.76	U	0.64	MDL	0.76	LOD	ug/L	UJ	Surr
DI-N-OCTYL PHTHALATE	0.76	U	0.76	MDL	0.76	LOD	ug/L	UJ	Surr
PENTACHLOROPHENOL	2.3	U	2.3	MDL	2.3	LOD	ug/L	UJ	Surr
PHENOL	0.76	U	0.57	MDL	0.76	LOD	ug/L	UJ	Surr

Sample ID: FWGLL2MW-059C-0113-GW **Collected:** 7/23/2012 5:00:00 **Analysis Type:** RES-ACID **Dilution:** 1

Analyte	Lab Result	Lab Qual	DL	DL Type	RL	RL Type	Units	Data Review Qual	Reason Code
2,4,5-TRICHLOROPHENOL	0.76	U	0.29	MDL	0.76	LOD	ug/L	UJ	Surr
2,4,6-TRICHLOROPHENOL	0.76	U	0.76	MDL	0.76	LOD	ug/L	UJ	Surr
2,4-DICHLOROPHENOL	0.76	U	0.76	MDL	0.76	LOD	ug/L	UJ	Surr
2,4-DIMETHYLPHENOL	0.76	U	0.76	MDL	0.76	LOD	ug/L	UJ	Surr
2,4-DINITROPHENOL	2.3	U	2.3	MDL	2.3	LOD	ug/L	UJ	Surr, ProfJudg
2-CHLOROPHENOL	0.76	U	0.28	MDL	0.76	LOD	ug/L	UJ	Surr

* denotes a non-reportable result

Project Name and Number: 030174.0016.0001.9.1 - RVAAP 66 (OH)

Data Qualifier Summary

Lab Reporting Batch ID: 240-13441-2 **Laboratory: TA CAN**

EDD Filename: Prep240-13441-2 **eQAPP Name: RVAAP-66 2012**

Method Category: SVOA

Method: 8270C **Matrix:** AQ

Sample ID: FWGLL2MW-059C-0113-GW **Collected:** 7/23/2012 5:00:00 **Analysis Type:** RES-ACID **Dilution:** 1

Analyte	Lab Result	Lab Qual	DL	DL Type	RL	RL Type	Units	Data Review Qual	Reason Code
2-METHYLPHENOL	0.76	U	0.76	MDL	0.76	LOD	ug/L	UJ	Surr
2-NITROPHENOL	0.76	U	0.27	MDL	0.76	LOD	ug/L	UJ	Surr
3-methylphenol/4-methylphenol	0.76	U	0.76	MDL	0.76	LOD	ug/L	UJ	Surr
4,6-DINITRO-2-METHYLPHENOL	2.3	U	2.3	MDL	2.3	LOD	ug/L	UJ	Surr
4-CHLORO-3-METHYLPHENOL	0.76	U	0.76	MDL	0.76	LOD	ug/L	UJ	Surr
4-NITROPHENOL	2.3	U	2.3	MDL	2.3	LOD	ug/L	UJ	Surr
BIS(2-ETHYLHEXYL)PHTHALATE	0.76	U	0.76	MDL	0.76	LOD	ug/L	UJ	Surr
Butylbenzylphthalate	0.76	U	0.76	MDL	0.76	LOD	ug/L	UJ	Surr
Diethylphthalate	0.76	U	0.57	MDL	0.76	LOD	ug/L	UJ	Surr
Dimethylphthalate	0.76	U	0.28	MDL	0.76	LOD	ug/L	UJ	Surr
DI-N-BUTYL PHTHALATE	0.76	U	0.64	MDL	0.76	LOD	ug/L	UJ	Surr
DI-N-OCTYL PHTHALATE	0.76	U	0.76	MDL	0.76	LOD	ug/L	UJ	Surr
PENTACHLOROPHENOL	2.3	U	2.3	MDL	2.3	LOD	ug/L	UJ	Surr
PHENOL	0.76	U	0.57	MDL	0.76	LOD	ug/L	UJ	Surr

Sample ID: FWGLL3MW-244-0117-GW **Collected:** 7/23/2012 4:27:00 **Analysis Type:** RES-BASE/NEUTRAL **Dilution:** 1

Analyte	Lab Result	Lab Qual	DL	DL Type	RL	RL Type	Units	Data Review Qual	Reason Code
2-CHLORONAPHTHALENE	0.095	U Q	0.095	MDL	0.095	LOD	ug/L	UJ	Lcs
3,3'-DICHLOROBENZIDINE	0.76	U	0.35	MDL	0.76	LOD	ug/L	UJ	Icv

Sample ID: FWGLL4MW-0201-0120-GW **Collected:** 7/23/2012 4:16:00 **Analysis Type:** RES-BASE/NEUTRAL **Dilution:** 1

Analyte	Lab Result	Lab Qual	DL	DL Type	RL	RL Type	Units	Data Review Qual	Reason Code
2-CHLORONAPHTHALENE	0.097	U Q	0.097	MDL	0.097	LOD	ug/L	UJ	Lcs
3,3'-DICHLOROBENZIDINE	0.78	U	0.36	MDL	0.78	LOD	ug/L	UJ	Icv

Sample ID: FWGRQLMW-007C-0127-GW **Collected:** 7/23/2012 2:10:00 **Analysis Type:** RES-BASE/NEUTRAL **Dilution:** 1

Analyte	Lab Result	Lab Qual	DL	DL Type	RL	RL Type	Units	Data Review Qual	Reason Code
1,2,4-TRICHLOROBENZENE	0.76	U	0.27	MDL	0.76	LOD	ug/L	UJ	Surr
1,2-DICHLOROBENZENE	0.76	U	0.28	MDL	0.76	LOD	ug/L	UJ	Surr
1,3-DICHLOROBENZENE	0.76	U	0.76	MDL	0.76	LOD	ug/L	UJ	Surr
1,4-DICHLOROBENZENE	0.76	U	0.32	MDL	0.76	LOD	ug/L	UJ	Surr
2,2'-OXYBIS (1-CHLOROPROPANE)	0.76	U	0.38	MDL	0.76	LOD	ug/L	UJ	Surr

* denotes a non-reportable result

Project Name and Number: 030174.0016.0001.9.1 - RVAAP 66 (OH)

Data Qualifier Summary

Lab Reporting Batch ID: 240-13441-2 **Laboratory: TA CAN**

EDD Filename: Prep240-13441-2 **eQAPP Name: RVAAP-66 2012**

Method Category: SVOA

Method: 8270C **Matrix:** AQ

Sample ID: FWGRQLMW-007C-0127-GW **Collected:** 7/23/2012 2:10:00 **Analysis Type:** RES-ACID **Dilution:** 1

Analyte	Lab Result	Lab Qual	DL	DL Type	RL	RL Type	Units	Data Review Qual	Reason Code
2,4,5-TRICHLOROPHENOL	0.76	U	0.29	MDL	0.76	LOD	ug/L	UJ	Surr
2,4,6-TRICHLOROPHENOL	0.76	U	0.76	MDL	0.76	LOD	ug/L	UJ	Surr
2,4-DICHLOROPHENOL	0.76	U	0.76	MDL	0.76	LOD	ug/L	UJ	Surr
2,4-DIMETHYLPHENOL	0.76	U	0.76	MDL	0.76	LOD	ug/L	UJ	Surr
2,4-DINITROPHENOL	2.3	U	2.3	MDL	2.3	LOD	ug/L	UJ	Surr, ProfJudg
2-CHLORONAPHTHALENE	0.095	U	0.095	MDL	0.095	LOD	ug/L	UJ	Surr
2-CHLOROPHENOL	0.76	U	0.28	MDL	0.76	LOD	ug/L	UJ	Surr
2-METHYLNAPHTHALENE	0.095	U	0.095	MDL	0.095	LOD	ug/L	UJ	Surr
2-METHYLPHENOL	0.76	U	0.76	MDL	0.76	LOD	ug/L	UJ	Surr
2-NITROANILINE	0.76	U	0.76	MDL	0.76	LOD	ug/L	UJ	Surr
2-NITROPHENOL	0.76	U	0.27	MDL	0.76	LOD	ug/L	UJ	Surr
3,3'-DICHLOROBENZIDINE	0.76	U	0.35	MDL	0.76	LOD	ug/L	UJ	Surr, Icv
3-methylphenol/4-methylphenol	0.76	U	0.76	MDL	0.76	LOD	ug/L	UJ	Surr
3-NITROANILINE	0.76	U	0.27	MDL	0.76	LOD	ug/L	UJ	Surr
4,6-DINITRO-2-METHYLPHENOL	2.3	U	2.3	MDL	2.3	LOD	ug/L	UJ	Surr
4-BROMOPHENYL-PHENYLETHER	0.76	U	0.76	MDL	0.76	LOD	ug/L	UJ	Surr
4-CHLORO-3-METHYLPHENOL	0.76	U	0.76	MDL	0.76	LOD	ug/L	UJ	Surr
4-CHLOROANILINE	0.76	U	0.76	MDL	0.76	LOD	ug/L	UJ	Surr
4-CHLOROPHENYL-PHENYLETHER	0.76	U	0.29	MDL	0.76	LOD	ug/L	UJ	Surr
4-NITROANILINE	0.76	U	0.76	MDL	0.76	LOD	ug/L	UJ	Surr
4-NITROPHENOL	2.3	U	2.3	MDL	2.3	LOD	ug/L	UJ	Surr
ACENAPHTHENE	0.095	U	0.095	MDL	0.095	LOD	ug/L	UJ	Surr
ACENAPHTHYLENE	0.095	U	0.095	MDL	0.095	LOD	ug/L	UJ	Surr
ANTHRACENE	0.095	U	0.095	MDL	0.095	LOD	ug/L	UJ	Surr
BENZO(A)ANTHRACENE	0.095	U	0.095	MDL	0.095	LOD	ug/L	UJ	Surr
BENZO(A)PYRENE	0.095	U	0.095	MDL	0.095	LOD	ug/L	UJ	Surr
BENZO(B)FLUORANTHENE	0.095	U	0.095	MDL	0.095	LOD	ug/L	UJ	Surr
BENZO(G,H,I)PERYLENE	0.095	U	0.095	MDL	0.095	LOD	ug/L	UJ	Surr
BENZO(K)FLUORANTHENE	0.095	U	0.095	MDL	0.095	LOD	ug/L	UJ	Surr
BENZOIC ACID	9.5	U	9.5	MDL	9.5	LOD	ug/L	UJ	Surr
BENZYL ALCOHOL	0.76	U	0.36	MDL	0.76	LOD	ug/L	UJ	Surr
BIS(2-CHLOROETHOXY)METHANE	0.76	U	0.30	MDL	0.76	LOD	ug/L	UJ	Surr
Bis(2-chloroethyl)ether	0.095	U	0.095	MDL	0.095	LOD	ug/L	UJ	Surr
BIS(2-ETHYLHEXYL)PHTHALATE	0.76	U	0.76	MDL	0.76	LOD	ug/L	UJ	Surr

* denotes a non-reportable result

Project Name and Number: 030174.0016.0001.9.1 - RVAAP 66 (OH)

Data Qualifier Summary

Lab Reporting Batch ID: 240-13441-2 **Laboratory: TA CAN**

EDD Filename: Prep240-13441-2 **eQAPP Name: RVAAP-66 2012**

Method Category: SVOA

Method: 8270C **Matrix:** AQ

Sample ID: FWGRQLMW-007C-0127-GW **Collected:** 7/23/2012 2:10:00 **Analysis Type:** RES-BASE/NEUTRAL **Dilution:** 1

Analyte	Lab Result	Lab Qual	DL	DL Type	RL	RL Type	Units	Data Review Qual	Reason Code
Butylbenzylphthalate	0.76	U	0.76	MDL	0.76	LOD	ug/L	UJ	Surr
CARBAZOLE	0.76	U	0.27	MDL	0.76	LOD	ug/L	UJ	Surr
CHRYSENE	0.095	U	0.095	MDL	0.095	LOD	ug/L	UJ	Surr
DIBENZ(A,H)ANTHRACENE	0.095	U	0.095	MDL	0.095	LOD	ug/L	UJ	Surr
DIBENZOFURAN	0.095	U	0.095	MDL	0.095	LOD	ug/L	UJ	Surr
Diethylphthalate	0.76	U	0.57	MDL	0.76	LOD	ug/L	UJ	Surr
Dimethylphthalate	0.76	U	0.28	MDL	0.76	LOD	ug/L	UJ	Surr
DI-N-BUTYL PHTHALATE	0.76	U	0.64	MDL	0.76	LOD	ug/L	UJ	Surr
DI-N-OCTYL PHTHALATE	0.76	U	0.76	MDL	0.76	LOD	ug/L	UJ	Surr
FLUORANTHENE	0.095	U	0.095	MDL	0.095	LOD	ug/L	UJ	Surr
FLUORENE	0.095	U	0.095	MDL	0.095	LOD	ug/L	UJ	Surr
HEXACHLOROBENZENE	0.095	U	0.095	MDL	0.095	LOD	ug/L	UJ	Surr
HEXACHLOROBUTADIENE	0.76	U	0.26	MDL	0.76	LOD	ug/L	UJ	Surr
HEXACHLOROCYCLOPENTADIENE	0.76	U	0.76	MDL	0.76	LOD	ug/L	UJ	Surr
HEXACHLOROETHANE	0.76	U	0.76	MDL	0.76	LOD	ug/L	UJ	Surr
INDENO(1,2,3-CD)PYRENE	0.095	U	0.095	MDL	0.095	LOD	ug/L	UJ	Surr
ISOPHORONE	0.76	U	0.26	MDL	0.76	LOD	ug/L	UJ	Surr
NAPHTHALENE	0.095	U	0.095	MDL	0.095	LOD	ug/L	UJ	Surr
N-NITROSO-DI-N-PROPYLAMINE	0.76	U	0.76	MDL	0.76	LOD	ug/L	UJ	Surr
N-NITROSODIPHENYLAMINE	0.76	U	0.30	MDL	0.76	LOD	ug/L	UJ	Surr
PENTACHLOROPHENOL	2.3	U	2.3	MDL	2.3	LOD	ug/L	UJ	Surr
PHENANTHRENE	0.095	U	0.095	MDL	0.095	LOD	ug/L	UJ	Surr
PHENOL	0.76	U	0.57	MDL	0.76	LOD	ug/L	UJ	Surr
PYRENE	0.095	U	0.095	MDL	0.095	LOD	ug/L	UJ	Surr

Sample ID: FWGRQLMW-008C-0128-GW **Collected:** 7/23/2012 11:45:00 **Analysis Type:** RES-ACID **Dilution:** 1

Analyte	Lab Result	Lab Qual	DL	DL Type	RL	RL Type	Units	Data Review Qual	Reason Code
2,4-DINITROPHENOL	2.3	U	2.3	MDL	2.3	LOD	ug/L	UJ	ProfJudg
3,3'-DICHLOROBENZIDINE	0.77	U J	0.36	MDL	0.77	LOD	ug/L	UJ	Ms, Icv
3-NITROANILINE	0.77	U J	0.27	MDL	0.77	LOD	ug/L	UJ	Ms
4-CHLOROANILINE	0.77	U J	0.77	MDL	0.77	LOD	ug/L	UJ	Ms
BENZO(A)PYRENE	0.096	U J	0.096	MDL	0.096	LOD	ug/L	UJ	Ms
BENZOIC ACID	9.6	U J	9.6	MDL	9.6	LOD	ug/L	UJ	Ms

* denotes a non-reportable result

Project Name and Number: 030174.0016.0001.9.1 - RVAAP 66 (OH)

Data Qualifier Summary

Lab Reporting Batch ID: 240-13441-2 **Laboratory: TA CAN**

EDD Filename: Prep240-13441-2 **eQAPP Name: RVAAP-66 2012**

Method Category: SVOA

Method: 8270C **Matrix:** AQ

Sample ID: FWGRQLMW-008C-0128-GW **Collected:** 7/23/2012 11:45:00 **Analysis Type:** RES-BASE/NEUTRAL **Dilution:** 1

Analyte	Lab Result	Lab Qual	DL	DL Type	RL	RL Type	Units	Data Review Qual	Reason Code
Bis(2-chloroethyl)ether	0.096	U J	0.096	MDL	0.096	LOD	ug/L	UJ	Ms
BIS(2-ETHYLHEXYL)PHTHALATE	0.87	J	0.77	MDL	0.77	LOD	ug/L	U	Mb
DI-N-OCTYL PHTHALATE	0.77	U J	0.77	MDL	0.77	LOD	ug/L	UJ	Ms

Sample ID: FWGRQLMW-009C-0129-GW **Collected:** 7/23/2012 9:50:00 **Analysis Type:** RES-ACID **Dilution:** 1

Analyte	Lab Result	Lab Qual	DL	DL Type	RL	RL Type	Units	Data Review Qual	Reason Code
2,4-DINITROPHENOL	2.3	U	2.3	MDL	2.3	LOD	ug/L	UJ	ProfJudg
3,3'-DICHLOROBENZIDINE	0.76	U	0.35	MDL	0.76	LOD	ug/L	UJ	Icv

Sample ID: FWGRQLMW-DUP7-0145-GW **Collected:** 7/23/2012 11:00:00 **Analysis Type:** RES-ACID **Dilution:** 1

Analyte	Lab Result	Lab Qual	DL	DL Type	RL	RL Type	Units	Data Review Qual	Reason Code
2,4-DINITROPHENOL	2.3	U	2.3	MDL	2.3	LOD	ug/L	UJ	ProfJudg
3,3'-DICHLOROBENZIDINE	0.76	U	0.35	MDL	0.76	LOD	ug/L	UJ	Icv

Sample ID: FWGSCFMW-004-0131-GW **Collected:** 7/23/2012 10:08:00 **Analysis Type:** RES-ACID **Dilution:** 1

Analyte	Lab Result	Lab Qual	DL	DL Type	RL	RL Type	Units	Data Review Qual	Reason Code
2,4,5-TRICHLOROPHENOL	0.76	U	0.29	MDL	0.76	LOD	ug/L	UJ	Surr
2,4,6-TRICHLOROPHENOL	0.76	U	0.76	MDL	0.76	LOD	ug/L	UJ	Surr
2,4-DICHLOROPHENOL	0.76	U	0.76	MDL	0.76	LOD	ug/L	UJ	Surr
2,4-DIMETHYLPHENOL	0.76	U	0.76	MDL	0.76	LOD	ug/L	UJ	Surr
2,4-DINITROPHENOL	2.3	U	2.3	MDL	2.3	LOD	ug/L	UJ	Surr, ProfJudg
2-CHLOROPHENOL	0.76	U	0.28	MDL	0.76	LOD	ug/L	UJ	Surr
2-METHYLPHENOL	0.76	U	0.76	MDL	0.76	LOD	ug/L	UJ	Surr
2-NITROPHENOL	0.76	U	0.27	MDL	0.76	LOD	ug/L	UJ	Surr
3-methylphenol/4-methylphenol	0.76	U	0.76	MDL	0.76	LOD	ug/L	UJ	Surr
4,6-DINITRO-2-METHYLPHENOL	2.3	U	2.3	MDL	2.3	LOD	ug/L	UJ	Surr
4-CHLORO-3-METHYLPHENOL	0.76	U	0.76	MDL	0.76	LOD	ug/L	UJ	Surr
4-NITROPHENOL	2.3	U	2.3	MDL	2.3	LOD	ug/L	UJ	Surr
BIS(2-ETHYLHEXYL)PHTHALATE	0.76	U	0.76	MDL	0.76	LOD	ug/L	UJ	Surr
Butylbenzylphthalate	0.76	U	0.76	MDL	0.76	LOD	ug/L	UJ	Surr
Diethylphthalate	0.76	U	0.57	MDL	0.76	LOD	ug/L	UJ	Surr
Dimethylphthalate	0.76	U	0.28	MDL	0.76	LOD	ug/L	UJ	Surr

* denotes a non-reportable result

Project Name and Number: 030174.0016.0001.9.1 - RVAAP 66 (OH)

Data Qualifier Summary

Lab Reporting Batch ID: 240-13441-2 **Laboratory: TA CAN**

EDD Filename: Prep240-13441-2 **eQAPP Name: RVAAP-66 2012**

Method Category: **SVOA**

Method: **8270C** ***Matrix:*** **AQ**

Sample ID: **FWGSCFMW-004-0131-GW** ***Collected:*** **7/23/2012 10:08:00** ***Analysis Type:*** **RES-BASE/NEUTRAL** ***Dilution:*** **1**

Analyte	*Lab Result*	*Lab Qual*	*DL*	*DL Type*	*RL*	*RL Type*	*Units*	*Data Review Qual*	*Reason Code*
DI-N-BUTYL PHTHALATE	0.76	U	0.64	MDL	0.76	LOD	ug/L	UJ	Surr
DI-N-OCTYL PHTHALATE	0.76	U	0.76	MDL	0.76	LOD	ug/L	UJ	Surr
PENTACHLOROPHENOL	2.3	U	2.3	MDL	2.3	LOD	ug/L	UJ	Surr
PHENOL	0.76	U	0.57	MDL	0.76	LOD	ug/L	UJ	Surr

* denotes a non-reportable result

Project Name and Number: 030174.0016.0001.9.1 - RVAAP 66 (OH)

Data Qualifier Summary

Lab Reporting Batch ID: 240-13441-2 **Laboratory: TA CAN**

EDD Filename: Prep240-13441-2 **eQAPP Name: RVAAP-66 2012**

Reason Code Legend

Reason Code	*Description*
Icv	Initial Calibration Verification Percent Difference Lower Estimation
Lcs	Laboratory Control Spike Lower Estimation
Mb	Method Blank Contamination
Ms	Matrix Spike Lower Estimation
Ms	Matrix Spike Precision
Ms	Matrix Spike Upper Estimation
ProfJudg	Professional Judgment
RI	Reporting Limit Trace Value
StoE	Sampling to Extraction Estimation
Surr	Surrogate/Tracer Recovery Lower Estimation

* denotes a non-reportable result

Data Verification Summary

Site: Ravenna Army Ammunition Plant
Sampling Event: July 2012
Sample Delivery Group: 240-13468

Date: February 5, 2013
Revision: 2

Data Reviewer: Angye Dragotta /Environmental Quality Management, Inc. (EQM, Inc.)

QA/QC Summary

On July 24, 2012 the following samples were collected from groundwater-monitoring wells at Ravenna Army Ammunition Plant and analyzed as part of SDG 240-13468. Data analysis was performed by Test America, North Canton with the exception of the analytical for methods 8330, M8330, 353.2 and TALSOPWS-WC-0050. Methods 8330, M8330, 353.2 and TALSOPWS-WC-0050 were analyzed by Test America, West Sacramento.

		EPA 8270										Metals[4]				
Sample ID	VOC by EPA8260	SVOC 1	SVOC 1&2	SVOC 1&3	SVOC1&2&3	SVOC 4	Pesticides by EPA 8081	PCBs/ EPA 8082	Explosives/ Propellants by	EPA 8330, Mod. 8330 and	TALSOPWS-WC-0050	Cyanide EPA 9012	Arsenic	EPA 6010B	EPA 6020	Mercury by EPA 7470A	NO2/NO3, 353.2
FWGBKGmw-005C-0068-GW/GF	x	x					x	x		x				x	x	x	
FWGCBLmw-005-0071-GW/GF	x					x	x	x		x		x		x	x	x	
FWGCBPmw-002C-0072-GW/GF		x					x	x						x	x	x	
FWGCBPmw-009-0073-GW/GF	x					x	x	x		x		x		x	x	x	
FWGCBPmw-DUP2-0140-GW/GF	x					x	x	x		x		x		x	x	x	
FWGFWGmw-006-0086-GW/GF	x					x	x	x		x		x		x	x	x	
FWGFWGmw-014-0094-GW/GF	x					x	x	x		x		x		x	x	x	
FWGLL3mw-241C-0115-GW/GF	x	x					x			x				x	x	x	
FWGLL11mw-011-0099-GW/GF	x					x	x	x		x		x		x	x	x	
FWGLL11mw-012-0100-GW/GF	x					x	x	x		x		x		x	x	x	
FWGLL12mw-185C-0103-GW/GF													x				x
FWGLL12mw-245C-0106-GW/GF	x				x		x	x		x				x	x	x	x
FWGLL12mw-DUP5-0143-GW/GF	x				x					x				x	x	x	x
FWGLL12mw-247-0108-GW/GF	x					x	x	x		x		x		x	x	x	x
FWGSCFmw-002-0130-GW/GF	x				x		x	x		x				x	x	x	x
FWGWBGmw-006C-0132-GW/GF	x	x								x				x	x	x	
FWGWBGmw-007C-0133-GW/GF	x	x								x				x	x	x	
FWGWBGmw-009C-0134-GW/GF	x	x								x				x	x	x	
FWGFWGmw-014-0094-GW/GF	x					x	x	x		x		x		x	x	x	
FWGWBGmw-018-0135-GW/GF	x					x	x	x		x		x		x	x	x	
FWGWBGmw-DUP8-0146-GW/GF	x					x	x	x		x				x	x	x	
FWGWBGmw-019-0136-GW/GF	x					x	x	x		x		x		x	x	x	
FWGWBGmw-020-0137-GW/GF	x					x	x	x		x		x		x	x	x	
FWGWBGmw-021-0138-GW/GF	x					x	x	x		x		x		x	x	x	
FWGEQUIPRinse2-0155-GW	x					x	x	x		x		x		x	x	x	

Notes:

1) All metals samples with the exception of FWGEQUIPRinse2-0155-GW were field filtered.
2) FWGTEAM1-Trip, FWGTEAM2-Trip, FWGTEAM3-Trip, FWGTEAM1-Trip were analyzed for VOC by EPA 8260B.

3) SVOC1= Nitroaromatics and phthalates, SVOC2=Phenols, SVOC3=PAH and SVOC4= Full SVOC List
4) EPA 6020 metals include aluminum, antimony, beryllium, cadmium, iron, sodium, thallium and zinc. EPA 6010B metals include arsenic, chromium, cobalt, lead, selenium, silver, vanadium, barium, calcium, copper, magnesium, manganese, nickel and potassium.

The data presented in this report were evaluated according to the *Final Facility Wide Groundwater Monitoring Program, RVAAP-66 Facility Wide Groundwater Quality Assurance Project Plan (QAPP) Addendum for the Ravenna Army Ammunition Plant, Ravenna, OH, Environmental Quality Management, January, 2012.* The following documents were used as needed to supplement the project documentation: The United States Department of Defense (DoD) Quality Services Manual (QSM) for Environmental Laboratories, Version 4.1, and the United States Army Corps of Engineers (USACE), Louisville District Quality Systems Manual Supplement (LS), *EPA National Functional Guidelines (NFG) for Organic Data Review, EPA-540/R-08-01, June 2008, NFG for Inorganic Data Review, EPA-540/R-04-004, October 2004*, Analytical Methods, and Laboratory Standard Operating Procedures. The QC criteria provided in the reference documents represent accuracy and precision performance goals for each analytical method. QC criteria reviewed for each method are listed below, along with any outliers.

All analytical results have been verified against compliance requirements specified in the project QAP, QSM, LS, associated analytical methods and/or SOPs, as appropriate, and reported by the laboratory as directed by the DoD QSM.

Per the DoD QSM, the laboratory data is reported as follows: Non detected results (< DL) were reported at the LOD with a "U" flag. Detected results between the DL and LOQ were reported as estimated, qualified with a "J" flag.

LOD - An estimate of the minimum amount of a substance that an analytical process can reliably detect.

LOQ - The lowest concentration that produces a quantitative result within specified limits of precision and bias.

DL- The smallest analyte concentration that can be demonstrated to be different from zero or a blank concentration at the 99% level of confidence.

Checklists used in review of the data have been presented in Appendix 1. Outliers have been noted below and results requiring qualification, as a result of this verification process, have been summarized in Appendix 2.

The completeness objective for the project was 90%. The completeness objective was met for this SDG, 100%. Limitations, if any, on the data are indicated with qualifiers detailed below.

The cooler temperatures were documented as being acceptable upon receipt at the North Canton Laboratory. FWGEQUIPRinse1-0061 was logged and reported by the laboratory as FWGEQUIPRinse-0061-GW.

VOAs - 8260B

The following QC criteria were reviewed with acceptable results, except as noted below:

- Holding times, preservation, sample handling
- Tuning criteria
- Initial Calibration Criteria including SPCC and CCC compounds
- ICV/CCV criteria
- Internal standard area counts and retention times
- LOD and MRL verification criteria
- Method/Field/Trip blank Criteria
- Surrogate recoveries
- Field duplicate RPD criteria
- Laboratory Control Sample criteria

- Matrix Spike Recovery Criteria and RPD

MRL Recovery
A3UX15–7/27/12- Opening MRL analyzed @ 1103 recovered above control limits of 70-130% for bromoform at 130%, cis-1,3-dicloropropene at 163% and trans-1,3-dichloropropene at 161%. Methylene chloride recovered below
control limits at 68%. The closing MRL analyzed at 2122 recovered above control limits of 70-130% for cis-1,3-dicloropropene at 159% and trans-1,3-dichloropropene at 148%. Bromomethane recovered below control limits at 50% and chloroethane at 66%. An MDL check was analyzed following the closing MRL check with detected bromomethane results. The methylene chloride, bromomethane and chloroethane results for FWG TEAM #1 TRIP, FWGLL12MW-245C-0106-GW, FWGLL12MW-DUP5-0143-GW, FWGCBPMW-009-0073-GW, FWGCBPMW-DUP2-0140-GW,FWGLL3MW-241C-0115-GW, FWG TEAM 2 TRIP, FWGLL12MW-247-0108-GW, FWGSCFMW-002-0130-GW, FWGEQUIPRINSE2-0155-GW, FWGLL11MW-011-0099-GW, FWGLL11MW-012-0100-GW, FWGCBLMW-005-0071-GW, FWGTEAM 3 – TRIP, FWGWBGMW-021-0138-GW, FWGWBGMW-009C-0134-GW, FWGWBGMW-020-0137-GW, FWGBKGMW-005-0068-GW and FWGFWGMW-014-0094-GW were qualified as estimated, "UJ".

A3UX15–7/30/12- Opening MRL analyzed @ 1016 recovered above control limits of 70-130% for cis-1,3-dicloropropene at 171%, methylene chloride at 220% and trans-1,3-dichloropropene at 152%. The closing MRL analyzed at 2025 recovered above control limits of 70-130% for cis-1,3-dicloropropene at 151% and trans-1,3-dichloropropene at 138%. No qualifications were made as there were no detected concentrations reported for these targets in the bracketed field samples.

A3UX11–8/1/12- Opening MRL analyzed @ 1226 recovered above control limits of 70-130% for methylene chloride at 165% and below control limits for chloroethane at 68%. The closing MRL analyzed at 2240 recovered above control limits of 70-130% for bromomethane at 171%, chloroethane at 185% and methylene chloride at 157% and below control limits for acetone at 30%.. An MDL check was analyzed following the closing MRL check with detected acetone results. The acetone results for samples FWGWBGmw-019-0136-GW and FWGWBGmw-DUP8-0146-GW were qualified as estimated, "UJ". No additional qualifications were required as there were no detected concentrations reported for the bracketed field samples.

ICV
A3UX11 6/19/12 @ 2044- The chloroethane ICV had a %D above control limits of 20% at 25.7%. No qualifications were required as there were no detected chloroethane results reported for the bracketed samples.

CCV
A3UX15 7/30/12 @ 0953- The %D for the following analytes were above control limits of 20% D; methylene chloride at 64.2% and bromodichloromethane at 25.6%. No qualifications were required as there were no detected methylene chloride or bromodichloromethane results reported for the samples associated with this CCV.

A3UX11 8/1/12 @ 1203- The %D for the following analytes were above control limits of 20% D; bromomethane at 20.7%, acetone at 41.6% and methylene chloride at 22.7%. No qualifications were required as there were no detected methylene chloride, acetone or bromomethane results reported for the samples associated with this CCV.

A3UX15 7/27/12 @ 1040- The %D for the following analytes were above control limits of 20% D; bromodichloromethane at 22.2% and cis-1,3-dichloropropene at 21%. No qualifications were required as there were no detected bromodichloromethane or cis-1,3-dichloropropene results reported for the samples associated with this CCV.

Blanks
Methylene chloride was detected in the method blank analyzed 7/30/12 at 0.852ug/L and on 8/1/12 at 0.53ug/L. No qualifications were made as there were no detected methylene chloride concentrations reported for the associated field samples.

Acetone was detected in FWGTEAM2-TRIP at 4.6ug/l, FWGTEAM3-TRIP at 4.2ug/L, FWGTEAM#1-TRIP at 3.9ug/L and FWGTEAM4-TRIP at 11ug/L. Samples FWGEQUIPRinse2-0155-GW, FWGLL12MW-245C-0106-GW, FWGLL12MW-DUP5-0143-GW, FWGLL12MW-247-0108-GW, FWGLL11MW-012-0100-GW, FWGCBLMW-005-0071-GW, FWGFWGMW-006-0086-GW, FWGFWGMW-007-0087-GW and FWGFWGMW-014-0094-GW, were qualified, "B".

Acetone was detected FWGEQUIPRinse2-0155-GW at 5.4ug/L. The acetone results for samples FWGLL12MW-245C-0106-GW, FWGLL12MW-DUP5-0143-GW, FWGLL12MW-247-0108-GW, FWGLL11MW-012-0100-GW, FWGCBLMW-005-0071-GW, FWGTEAM 3 – TRIP, FWGFWGMW-006-0086-GW, FWGFWGMW-007-0087-GW and FWGFWGMW-014-0094-GW, were qualified, "B".

Surrogate Recovery
The surrogate, toluene-d8, recovered below control limits of 85-120% in sample FWGLL12mw-245c-0106-GW at 84%. The results for sample FWGLL12mw-245c-0106-GW were qualified as estimated, "J/UJ".

SVOCs- 8270C
The following QC criteria were reviewed with acceptable results, except as noted below:

- Holding times, preservation, sample handling
- Tuning criteria
- Initial Calibration Criteria including SPCC and CCC compounds
- ICV/CCV criteria
- Internal standard area counts and retention times
- LOD and MRL verification criteria
- Method/Field blank Criteria
- Surrogate recoveries
- Field duplicate RPD criteria
- Laboratory Control Sample criteria
- Matrix Spike Recovery Criteria and RPD

ICV Criteria
A4HP9 8/22/12 @ 1658, The ICV recovered below limits of 20% with a %D of 20.7% for 4-chloroaniline, benzo(b) fluoranthene at 26.1%, benzo(a)pyrene at 23.4% and 37.3% for 3,3'-dichlorobenzidine. The 4-chloroaniline, benzo(b) fluoranthene, benzo(a)pyrene and 3,3'-dichlorobenzidine results for samples FWGLL12mw-247c-0108-GW, FWGEQUIPRinse2-0155-GW, FWGLL11mw-011-0099-GW, FWGLL11mw-012-0100-GW, FWGCBLmw-005-0071-GW, FWGWBGmw-021-0138-GW, FWGWBGmw-020-0137-GW, FWGFWGmw-014-0094, FWGWBGmw-018-0135-GW, FWGWBGmw-019-0136-GW, FWGWBGmw-DUP8-0146-GW, FWGFWGmw-007-0187-GW and FWGFWGmw-006-0186-GW were qualified as estimated, "UJ".

LCS Recovery
The LCS recovered below control limits of 50-105% for 2-chloronaphthalene at 48% in batch 240-52110. The 2-chloronaphthalene results FWGEQUIPRinse2-0155-GW, FWGLL12mw-245c-0106-GW, FWGLL12mw-DUP5-0143-GW, FWGCBPmw-002c-0072-GW, FWGCBPmw-009-0073-GW, FWGLL3mw-241c-0115-GW and FGCBPmw-DUP2-0140-GW were qualified as were qualified as estimated, "UJ".

Field Duplicate RPD
The bis (2-ethylhexyl) phthalate RPD was above control limits of 50% for the field duplicate analyzed on sample FWGLL12mw-245c-0106-GW at 67%. The bis (2-ethylhexyl) phthalate result for sample FWGLL12mw-245c-0106-GW was qualified as estimated, "J".

The benzyl alcohol RPD was above control limits of 50% for the field duplicate analyzed on sample FWGWBGmw-018-0135-GW at 200%. The benzyl alcohol result for sample FWGWBGmw-018-0135-GW was qualified as estimated, "J".

Surrogate Recovery

For sample FWGFWGmw-014-0094-GW, the surrogate terphenyl-d14 recovered below control limits of 50-135% at 39%. The surrogate 2-fluorobiphenyl recovered below control limits of 50-110% in sample FWGLL11mw-011-0099-GW at 45%, FWGLL12mw-247-0108-GW at 49% and in sample FWGSCFmw-0020130-GW at 39%. Due to hold time exceedances, the sample could not be reextracted and was reported with the surrogate outliers. The results for samples FWGFWGmw-014-0094-GW, FWGLL11mw-011-0099-GW, FWGLL12mw-247-0108-GW and FWGSCFmw-002-0130-GW were qualified as estimated, "J/UJ".

Method Blank

bis (2-Ethylhexyl)phthalate was detected in the method blank for batch 240-52111 at 0.817ug/L. The bis (2-ethylhexyl)phthalate results for samples FWGLL11mw-011-0099-GW, FWGLL11mw-012-0100-GW, FWGCBLmw-005-0071-GW, FWGLL12mw-247c-0108-GW, FWGWBGmw-006c-0132-GW and FWGWBGmw-0021-0138-GW were qualified, "B".

Pesticides- 8081A

The following QC criteria were reviewed with acceptable results, except as noted below:

- Preservation, holding time and sample handling
- Initial Calibration criteria
- DDT and Endrin breakdown criteria
- Retention time criteria
- ICV criteria
- CCV Criteria
- Method/Field blank Criteria
- LCS Recoveries
- Field Duplicate Criteria
- LOD and MRL verification criteria
- Matrix Spike Recovery Criteria and RPD
- Surrogate Recoveries
- Second Column confirmation criteria

Breakdown Criteria

(8/2/12)The DDT breakdown analyzed at 16:45 was 15.36% on the second column. As this column was used for confirmation only, no qualifications were made.

(8/3/12)The DDT breakdown analyzed at 01:27 was 15.29% on the second column. As this column was used for confirmation only, no qualifications were made.

MRL Recovery

- The MRL analyzed 8/2/ 12 @1814 recovered below control limits for toxaphene at 67%.
- The MRL analyzed 8/10/ 12 @2113 recovered below control limits for 4,4'-DDD at 8%.

No qualifications were made as the second column was used for confirmation only and there were no detected pesticide concentrations reported from the primary column.

CCV Recovery

The CCV analyzed 8/13/12 @1934on CLP-1 had %D for gamma-BHC above control limits of 20% with a %D of 20.6% No qualifications were required as the bracketed samples had no reported concentrations of gamma-BHC.

Surrogate Recovery

The surrogate, DCB, recovered below control limits of 30-135% in sample FWGLL11mw-011-0099-GW at 28%, FWGWBGmw-021-0138-GW at 27%, FWGFWGmw-007-0087-GW at 27% and FWGFWGmw-006-0086-GW at 23%. No qualifications were made as the surrogates were from the confirmation column and there were no detected concentrations reported for the bracketed samples.

PCB- 8082

The following QC criteria were reviewed with acceptable results, except as noted below:

- Preservation, holding time and sample handling
- Initial Calibration criteria
- DDT and Endrin breakdown criteria
- Retention time criteria
- ICV criteria
- CCV Criteria
- Method/Field blank Criteria
- LCS Recoveries
- Field Duplicate Criteria
- LOD and MRL verification criteria
- Matrix Spike Recovery Criteria and RPD
- Surrogate Recoveries
- Second Column confirmation criteria

Hold Time

Due to surrogate outliers, samples FWGWBGmw-018-135-GW and FWGWBGmw-021-138-GW were re-extracted. Re-extraction was performed at thirteen days after collection. The results for samples FWGWBGmw-018-135-GW and FWGWBGmw-021-138-GW were qualified as estimated, "UJ" as the re-extraction was performed within 2x hold.

MRL Recovery

The MRL analyzed 8/7/12 @ 1511on CLP-1 recovered above control limits of 70-130% for Aroclor 1016 at 136% and at 2202 aroclor 1016 recovered at 142%. No qualification was made as there were no detected aroclor concentrations reported for the bracketed samples.

Surrogate Recovery

The surrogate, DCB, recovered below control limits of 40-135% for sample FWGFWGmw-006-0086-GW at 28% on CLP-1 and
at 26% on CLP-2 , FWGFWGmw-007-0087-GW at 33% on CLP-1 and at 30% on CLP-2, FWGFWGmw-014-0094-GW at 34% on CLP-1 and at 32% on CLP-2, FWGLL11mw-011-0099-GW at 32% on CLP-1 and at 30% on CLP-2, FWGLL12mw-247-0108-GW at 39% on CLP-1 and at 37% on CLP-2 and FWGFWGmw-020-0137-GW at 38% on CLP-1 and at 66% on CLP-2. The surrogate, DCB, recovered below control limits of 40-135% for sample FWGWBGmw-021-0138-GW at 33% on CLP-2. The results for samples FWGFWGmw-006-0086-GW, FWGFWGmw-007-0087-GW, FWGFWGmw-014-0094-GW, FWGLL11mw-011-0099-GW, FWGLL12mw-247-0108-GW, FWGWBGmw-021-0138-GW and FWGFWGmw-020-0137-GW were qualified as estimated, "UJ".

Metals - 6010B

The following QC criteria were reviewed with acceptable results, except as noted below:

- Holding times, preservation, sample handling
- Initial Calibration criteria
- ICV and CCV criteria
- ICB /CCBs criteria
- Method/Field blank Criteria
- LOD and MRL verification criteria
- LCS percent recovery criteria

- Lab and Field duplicate RPD criteria

Blanks
The ICB analyzed 8/7/12 had vanadium detected at 1.24ug/L. No qualifications were made as there were no detected vanadium results bracketed by this ICB.

The CCBs analyzed 8/7/12 had vanadium detected at 1.76ug/L and 2.44ug/L. No qualifications were made as there were no reported detected vanadium results bracketed by this CCB.

The CCBs analyzed 8/10/12 had vanadium detected at 3.3ug/L, manganese at 2.94 ug/L and chromium at 16.8ug/L. The vanadium results for samples FWGLL12mw-245c-0106-GF, FWGLL12mw-Dup5-0143-GF, the chromium results for samples FWGLL11mw-012-0100-GF, FWGEQUIPRinse2-0155-GW, FWGCBLmw-005-0071-GF, FWGFWGmw-014-0094-GF, and FWGWBGmw-007c-0133-GF and the manganese results for FWGEQUIPRinse2-0155-GW, were qualified, "U" as the detected concentrations were less than 5x the CCB contamination.

The method blank from batch 240-52112 had vanadium detected at 1.72ug/L and the method blank from 240-52243 had potassium detected at 316ug/L. The vanadium result for samples FWGLL12mw-245c-0106-GF, FWGLL12mw-Dup5-0143-GF and FWGLL11mw-011-0099-GF and the potassium results for samples FWGFWGmw-006-0086-GF, FWGWBGmw-DUP8-0146-GF and FWGWBGmw-008c-0135-GF were qualified, "B".

The equipment rinse, FWGEQUIPRinse2-0155-GW, had manganese detected at 2.1ug/L and chromium at 5.2ug/L. The chromium results for samples FWGBKGmw-005-0068-GF, FWGCBLmw-005-0071-GF, FWGCBPmw-002c-0072-GF, FWGFWGmw014-0094-GF, FWGLL11mw-011-0099-GF, FWGLL11mw-012-0100-GF, FWGLL12mw-245c-1016-GF, FWGLL12mw-Dup5-0143-GF, FWGWBGmw-006c-0132-GF, FWGWBGmw-007c-0133-Gf, FWGWBGmw-009c-0134-GF and the manganese results for FWGLL3mw-241c-0115-Gf, FWGWBGmw-018-0135-GF and FWGWBGmw-dup8-0146-GF were qualified "B", as the detected concentrations were greater than 5x the equipment rinse contamination.

MRL Recovery
The closing MRL check analyzed on 8/10/12 recovered above control limits of 70-130% for chromium at 476%. The detected chromium results for samples FWGLL12mw-Dup5-0143-GF, FWGCBPmw-002c-0072-GF, FWGEQUIPRinse2-0155-GW, FWGLL11mw-012-0100-GF, FWGCBLmw-005-0071-GF, FWGWBGmw-006c-0132-GF, FWGWBGmw-009c-0134-GF,
FWGBKGmw-005-0068-GF, FWGFWGmw-014-0094-GF and FWGWBGmw-007c-0133-GF were qualified as estimated, "J".

Metals - 6020
The following QC criteria were reviewed with acceptable results, except as noted below:

- Holding times, preservation, sample handling
- Initial Calibration criteria
- ICV and CCV criteria
- ICB /CCBs criteria
- Method/Field blank Criteria
- LOD and MRL verification criteria
- LCS percent recovery criteria
- Matrix Spike and Spike Duplicate Recovery and RPD Criteria
- Lab and Field Duplicate RPD Criteria

Blanks

The ICB analyzed 8/7/12 had thallium detected at 0.383ug/L. The thallium results for samples FWGLL12mw-247-0108-GF, FWGSCFmw-002-0130-GF, FWGWBGmw-019-0136-GF and FWGWBGmw-018-0135-GF were qualified "U" as the detected concentrations were <5x the thallium contamination. FWGBKGmw-005-0068-GF, FWGFWGmw-014-0094-GF and FWGWBGmw-007c-0133-GF were qualified as estimated, "J".

The CCBs analyzed 8/7/12 had thallium detected from 169ug/L to 171ug/L, thallium from 0.344ug/L to 0.458ug/L and beryllium at 0.034ug/L. The thallium results for samples FWGLL12mw-247-0108-GF, FWGSCFmw-002-0130-GF, FWGWBGmw-019-0136-GF and FWGWBGmw-018-0135-GF, the cadmium results for samples FWGLL12mw-245c-0106-GF, FWGLL12mw-Dup5-0143-GF, FWGLL12mw-185c-0103-GF, FWGLL12mw-247-0108-GF, FWGCBLmw-005-0071-GF, FWGWBGmw-006-0132-GF and FWGFWGmw-007-0087-GF were qualified "U" as the detected concentrations were <5x the thallium contamination.

Mercury - 7470A

The following QC criteria were reviewed with acceptable results, except as noted below:

- Holding times, preservation, sample handling
- Initial Calibration criteria
- ICV and CCV criteria
- ICB /CCBs criteria
- Method/Field blank Criteria
- LOD and MRL verification criteria
- LCS percent recovery criteria
- Lab and Field duplicate RPD criteria

No QC outliers noted.

Cyanide - 9012

The following QC criteria were reviewed with acceptable results, except as noted below:

- Holding times, preservation, sample handling
- Initial Calibration criteria
- ICV and CCV criteria
- ICB /CCBs criteria
- Method/Field blank Criteria
- MRL and MDL verification criteria
- LCS percent recovery criteria
- MS percent recovery
- Matrix Duplicate RPD criteria
- Field duplicate RPD criteria

No QC outliers were noted.

Explosives- 8330

The following QC criteria were reviewed with acceptable results, except as noted below:

- Holding times, preservation, sample handling
- Initial Calibration Criteria
- ICV and CCV criteria
- Retention time criteria
- LOD and MRL verification criteria
- Surrogate recovery criteria
- Equipment and method blanks free from contamination
- LCS/LCD Recovery and RPD Criteria

Blanks
FWGLL12mw-245c-0106-GW, FWGLL12mw-Dup5-0143-Gw and FWGLL11mw-011-0099-GW were filtered prior to extraction due to excessive sediment/ particulates. A filtered blank was included with the batch with no detected results.

MRL Recovery
LC10

- 8/1/12 @ 1631 MRL recovered above control limits of 70-130% for RDX at 138%, nitrobenzene at 131% and 3-nitrotoluene at 135%.
- 8/5/12 @ 0934 MRL recovered above control limits of 70-130% for RDX at 135%, 2,6-dinitrotolune at 131% and 4-nitrotoluene at 132%.

The RDX results for samples FWGLL3mw-241c-0115-GW, FWGWBGmw-009c-0134-GW, FWGWBGmw-018-0135-GW and FWGWBGmw-DUP8-0146-GW and the 2,6-dinitrotoluene result for FWGLL3mw-241c-0115-GW were qualified as estimated, "J".

LC12
8/9/12 @ 1423 MRL recovered above control limits of 70-130% for 2-nitrotoluene at 131%. No qualifications were made as this was used for confirmation only.

Second Column Confirmation
FWGLL12mw-245c-0106-GW, FWGLL12mw-Dup5-0143-Gw and FWGLL11mw-011-0099-GW were filtered prior to extraction due to excessive sediment/ particulates. A filtered blank was included with the batch with no detected results.

Sample FWGLL3mw-241c-0115-GW had second column confirmations above control limits of 40% RPD for 2,4-dinitrotolune at 80%, 2,6-dinitrotolune at 43% and HMX at 58%.

Surrogate Recovery
The surrogate, 3,4-dinitrotoluene, recovered above control limits of 79-111% in sample FWGLL3mw-241c-0115-GW at 133%. The detected results for sample FWGLL3mw-241c-0115-GW were qualified as estimated, "J".

Nitroguanidine- 8330M
The following QC criteria were reviewed with acceptable results, except as noted below:

- Holding times, preservation, sample handling
- Initial Calibration criteria
- Retention time criteria
- LOD and MRL verification criteria
- ICV and CCV criteria
- The method blank and equipment blanks were free from contamination
- LCS/LCSD percent recoveries and RPD value criteria
- Matrix spike recovery criteria

No QC outliers were noted.

Nitrocellulose – WS-WC-0050
The following QC criteria were reviewed with acceptable results, except as noted below:

- Holding times, preservation, sample handling
- Sample preparation criteria
- Initial Calibration criteria
- ICV and CCV criteria
- The method and equipment blanks were free from contamination
- LOD and MRL verification criteria

- ICB and CCBs were free from contamination
- LCS/LCSD percent recoveries and RPD value criteria
- MS/MSD percent recoveries

No QC outliers were noted.

Nitrate-Nitrite- EPA 353.2

The following QC criteria were reviewed with acceptable results, except as noted below:

- Holding times, preservation, sample handling
- Sample preparation criteria
- Initial Calibration criteria
- ICV and CCV criteria
- The method and equipment blanks were free from contamination
- LOD and MRL verification criteria
- ICB and CCBs were free from contamination
- LCS/LCSD percent recoveries and RPD value criteria
- MS/MSD percent recoveries

Matrix Spike Recovery

The MS and MSD analyzed on sample FWGSCFmw-002-0130-GW recovered below limits of 90-120% at 81% and 81%. The nitrate –nitrite results for samples FWGSCFmw-002-0130-GW, FWGEQUIPRinse2-0155-GW, FWGLL12mw-185c-0103-GW, FWGLL12mw-245c-0106-GW, FWGLL12mw-247-0108-GW and FWGLL12mw-DUP5-0143-GW were qualified as estimated, "J/UJ".

CASE NARRATIVE

Client: Environmental Quality Mgt., Inc.

Project: RVAAP (OH)

Report Number: 240-13468-1

With the exceptions noted as flags or footnotes, standard analytical protocols were followed in the analysis of the samples and no problems were encountered or anomalies observed. In addition all laboratory quality control samples were within established control limits, with any exceptions noted below. Each sample was analyzed to achieve the lowest possible reporting limit within the constraints of the method. In some cases, due to interference or analytes present at high concentrations, samples were diluted. For diluted samples, the reporting limits are adjusted relative to the dilution required.

The 8330 Explosives, Nitrocellulose as N, Nitrogen, Nitrate-Nitrite, and UV/HPLC-SOP, Nitroguanidine analyses were performed at the TestAmerica West Sacramento Laboratory.

Calculations are performed before rounding to avoid round-off errors in calculated results.

All holding times were met and proper preservation noted for the methods performed on these samples, unless otherwise detailed in the individual sections below.

TestAmerica utilizes USEPA approved methods and DOD QSM, where applicable, in all analytical work. The samples presented in this report were analyzed for the parameter(s) listed on the analytical methods summary page in accordance with the method(s) indicated. A summary of QC data for these analyses is included at the back of the report.

TestAmerica North Canton attests to the validity of the laboratory data generated by TestAmerica facilities reported herein. All analyses performed by TestAmerica facilities were done using established laboratory SOPs that incorporate QA/QC procedures described in the applicable methods. TestAmerica's operations groups have reviewed the data for compliance with the laboratory QA/QC plan, and data have been found to be compliant with laboratory protocols unless otherwise noted below.

All solid sample results are reported on an "as received" basis unless otherwise indicated by the presence of a % solids value in the method header.

This laboratory report is confidential and is intended for the sole use of TestAmerica and its client.

All parameters for which TestAmerica North Canton has certification were evaluated to the limit of detection (LOD) and include qualified results where applicable. Parameters not certified under QSM, if any, were evaluated to the detection limit (DL) and include qualified results where applicable.

The sample(s) that contain constituents flagged with U are undetected. The result associated with this flag is the limit of detection (LOD).

RECEIPT

The samples were received on 07/25/2012; the samples arrived in good condition, properly preserved and on ice. The temperature of the coolers at receipt was 0.0, 0.0, 0.0, 0.2, 0.2, 0.4, 0.6, 1.0, 1.2, 1.2, 1.2, 1.4, 1.6, 1.8, 1.8, 2.1, 2.2, 2.2, 2.2, 2.4, 2.6, 2.9, 3.0, 3.5, 3.6, 3.7, 4.2 and 5.6 C.

VOLATILE ORGANIC COMPOUNDS (GC-MS)

Samples FWG TEAM #1 TRIP (240-13468-1), FWGLL12MW-245C-0106-GW (240-13468-2), FWGLL12MW-DUP5-0143-GW (240-13468-4), FWGCBPMW-009-0073-GW (240-13468-8), FWGCBPMW-DUP2-0140-GW (240-13468-10), FWGLL3MW-241C-0115-GW (240-13468-12), FWG TEAM 2 TRIP (240-13468-14), FWGLL12MW-247-0108-GW (240-13468-17), FWGSCFMW-002-0130-GW (240-13468-19), FWGEQUIPRINSE2-0155-GW (240-13468-21), FWGLL11MW-011-0099-GW (240-13468-22), FWGLL11MW-012-0100-GW (240-13468-24), FWGCBLMW-005-0071-GW (240-13468-26), FWGTEAM 3 - TRIP (240-13468-28), FWGWBGMW-006C-0132-GW (240-13468-29), FWGWBGMW-021-0138-GW (240-13468-31), FWGWBGMW-009C-0134-GW (240-13468-33), FWGWBGMW-020-0137-GW (240-13468-35), FWGBKGMW-005-0068-GW (240-13468-37), FWGFWGMW-014-0094-GW (240-13468-40), FWGWBGMW-007C-0133-GW (240-13468-42), FWG TEAM 4 - TRIP (240-13468-44), FWGWBGMW-019-0136-GW (240-13468-45), FWGWBGMW-018-0135-GW (240-13468-47), FWGWBGMW-DUP8-0146-GW (240-13468-49), FWGFWGMW-007-0087-GW (240-13468-51) and FWGFWGMW-006-0086-GW (240-13468-53) were analyzed for volatile organic compounds (GC-MS) in accordance with EPA SW-846 Method 8260B DoD. The samples were analyzed on 07/27/2012, 07/30/2012 and 08/01/2012.

Methylene Chloride was detected in method blanks MB 240-52465/6 and MB 240-52841/6 at levels that were above the method detection limit but below the reporting limit. The values should be considered estimates, and have been flagged "J". If the associated sample reported a result above the MDL and/or RL, the result has been "B" flagged.

Toluene-d8 (Surr) failed the surrogate recovery criteria low for FWGLL12MW-245C-0106-GW (240-13468-2). The surrogate out of control was not discovered until second level review. Since the sample was outside of holding time, no further corrective action was done.

Bromomethane and Chloroethane failed the recovery criteria low for MRL 240-52319/29. cis-1,3-Dichloropropene and trans-1,3-Dichloropropene failed the recovery criteria high.

Methylene Chloride failed the recovery criteria low for MRL 240-52319/3. Bromoform, cis-1,3-Dichloropropene and trans-1,3-Dichloropropene failed the recovery criteria high.

cis-1,3-Dichloropropene and trans-1,3-Dichloropropene failed the recovery criteria high for MRL 240-52465/29.

cis-1,3-Dichloropropene, Methylene Chloride and trans-1,3-Dichloropropene failed the recovery criteria high for MRL 240-52465/3.

Acetone failed the recovery criteria low for MRL 240-52841/29. Bromomethane, Chloroethane and Methylene Chloride failed the recovery criteria high.

Chloroethane failed the recovery criteria low for MRL 240-52841/3. Methylene Chloride failed the recovery criteria high.

The continuing calibration verification (CCV) for Carbon Disulfide, Methylene Chloride, Dichlorobromomethane associated with batch 52465 recovered above the upper control limit. The samples associated with this CCV were non-detects for the affected analytes; therefore, the data have been reported.

The continuing calibration verification (CCV) for Bromomethane, Chloroethane, Acetone, Methylene Chloride associated with batch 52841 recovered above the upper control limit. The samples associated with this CCV were non-detects for the affected analytes; therefore, the data have been reported.

The initial calibration verification (ICV) for Bromomethane, Chloroethane associated with batch 52841 recovered above the upper control limit. The samples associated with this ICV were non-detects for the affected analytes; therefore, the data have been reported.

No other difficulties were encountered during the VOCs analyses. All other quality control parameters were within the acceptance limits.

CHLORINATED PESTICIDES

Samples FWGLL12MW-245C-0106-GW (240-13468-2), FWGCBPMW-002C-0072-GW (240-13468-7), FWGCBPMW-009-0073-GW (240-13468-8), FWGCBPMW-DUP2-0140-GW (240-13468-10), FWGLL3MW-241C-0115-GW (240-13468-12), FWGLL12MW-247-0108-GW (240-13468-17), FWGSCFMW-002-0130-GW (240-13468-19), FWGEQUIPRINSE2-0155-GW (240-13468-21), FWGLL11MW-011-0099-GW (240-13468-22), FWGLL11MW-012-0100-GW (240-13468-24), FWGCBLMW-005-0071-GW (240-13468-26), FWGWBGMW-021-0138-GW (240-13468-31), FWGWBGMW-020-0137-GW (240-13468-35), FWGBKGMW-005-0068-GW (240-13468-37), FWGFWGMW-014-0094-GW (240-13468-40), FWGWBGMW-019-0136-GW (240-13468-45), FWGWBGMW-018-0135-GW (240-13468-47), FWGWBGMW-DUP8-0146-GW (240-13468-49), FWGFWGMW-007-0087-GW (240-13468-51) and FWGFWGMW-006-0086-GW (240-13468-53) were analyzed for chlorinated pesticides in accordance with EPA SW-846 Method 8081A DoD. The samples were prepared on 07/26/2012 and analyzed on 08/02/2012, 08/03/2012, 08/11/2012 and 08/13/2012.

The opening Pesticide Performance Evaluation Mix (PEM) did not meet DDT breakdown criteria on the confirmation column. All data is reported from the primary column for the associated samples FWGBKGMW-005-0068-GW (240-13468-37), FWGCBLMW-005-0071-GW (240-13468-26), FWGCBPMW-002C-0072-GW (240-13468-7), FWGCBPMW-009-0073-GW (240-13468-8), FWGCBPMW-DUP2-0140-GW (240-13468-10), FWGEQUIPRINSE2-0155-GW (240-13468-21), FWGLL11MW-012-0100-GW (240-13468-24), FWGLL12MW-245C-0106-GW (240-13468-2), FWGLL12MW-247-0108-GW (240-13468-17), FWGLL3MW-241C-0115-GW (240-13468-12), FWGSCFMW-002-0130-GW (240-13468-19), FWGWBGMW-018-0135-GW (240-13468-47), FWGWBGMW-019-0136-GW (240-13468-45), FWGWBGMW-020-0137-GW (240-13468-35), FWGWBGMW-DUP8-0146-GW (240-13468-49).

Surrogate recovery for the following sample(s) was outside control limits: FWGFWGMW-006-0086-GW (240-13468-53), FWGWBGMW-021-0138-GW (240-13468-31). Evidence of matrix interference confirmed by re-extraction.

The closing continuing calibration verification (CCV) associated with batch 54244 recovered Lindane above the upper control limit on the primary column. Lindane passed criteria on the confirmation column and the samples associated with this CCVFWGFWGMW-006-0086-GW (240-13468-53), FWGLL11MW-011-0099-GW (240-13468-22), FWGWBGMW-021-0138-GW (240-13468-31) were non-detects for the affected analyte; therefore, the data have been reported.

Insufficient sample volume was available to perform a matrix spike/matrix spike duplicate (MS/MSD) associated with batch 52118.

3520C 8081_DoD

No other difficulties were encountered during the pesticides analyses. All quality control parameters were within the acceptance limits.

POLYCHLORINATED BIPHENYLS (PCBS)

Samples FWGLL12MW-245C-0106-GW (240-13468-2), FWGCBPMW-002C-0072-GW (240-13468-7), FWGCBPMW-009-0073-GW (240-13468-8), FWGCBPMW-DUP2-0140-GW (240-13468-10), FWGLL12MW-247-0108-GW (240-13468-17), FWGSCFMW-002-0130-GW (240-13468-19), FWGEQUIPRINSE2-0155-GW (240-13468-21), FWGLL11MW-011-0099-GW (240-13468-22), FWGLL11MW-012-0100-GW (240-13468-24), FWGCBLMW-005-0071-GW (240-13468-26), FWGWBGMW-021-0138-GW (240-13468-31), FWGWBGMW-020-0137-GW (240-13468-35), FWGBKGMW-005-0068-GW (240-13468-37), FWGFWGMW-014-0094-GW (240-13468-40), FWGWBGMW-019-0136-GW (240-13468-45), FWGWBGMW-018-0135-GW (240-13468-47), FWGWBGMW-DUP8-0146-GW (240-13468-49), FWGFWGMW-007-0087-GW (240-13468-51) and FWGFWGMW-006-0086-GW (240-13468-53) were analyzed for polychlorinated biphenyls (PCBs) in accordance with EPA SW-846 Method 8082 DOD. The samples were prepared on 07/26/2012 and 08/06/2012 and analyzed on 07/31/2012, 08/01/2012 and 08/07/2012.

DCB Decachlorobiphenyl failed the surrogate recovery criteria low for FWGLL12MW-247-0108-GW (240-13468-17), FWGLL11MW-011-0099-GW (240-13468-22), FWGWBGMW-020-0137-GW (240-13468-35), FWGFWGMW-014-0094-GW (240-13468-40), FWGFWGMW-007-0087-GW (240-13468-51), and FWGFWGMW-006-0086-GW (240-13468-53).

Surrogate recovery for the following samples was outside control limits: FWGWBGMW-018-0135-GW (240-13468-47), FWGWBGMW-021-0138-GW (240-13468-31). Re-extraction and/or re-analysis was performed outside of holding time with acceptable results. Only the re-extract data is reported.

Surrogate recovery for the following samples was outside control limits: FWGFWGMW-006-0086-GW (240-13468-53), FWGFWGMW-007-0087-GW (240-13468-51), FWGFWGMW-014-0094-GW (240-13468-40), FWGLL11MW-011-0099-GW (240-13468-22), FWGLL12MW-247-0108-GW (240-13468-17), FWGWBGMW-020-0137-GW (240-13468-35). Re-extraction and/or re-analysis was performed with concurring results. The original analysis has been reported.

Insufficient sample volume was available to perform a matrix spike/matrix spike duplicate (MS/MSD) associated with batch 52129.
3520C 8082_DoD

No other difficulties were encountered during the PCBs analyses. All other quality control parameters were within the acceptance limits.

TOTAL RECOVERABLE METALS (ICP)

Samples FWGLL12MW-245C-0106-GF (240-13468-3), FWGLL12MW-DUP5-0143-GF (240-13468-5), FWGCBPMW-002C-0072-GF (240-13468-6), FWGCBPMW-009-0073-GF (240-13468-9), FWGCBPMW-DUP2-0140-GF (240-13468-11), FWGLL3MW-241C-0115-GF (240-13468-13), FWGLL12MW-185C-0103-GF (240-13468-16), FWGLL12MW-247-0108-GF (240-13468-18), FWGSCFMW-002-0130-GF (240-13468-20), FWGEQUIPRINSE2-0155-GW (240-13468-21), FWGLL11MW-011-0099-GF (240-13468-23), FWGLL11MW-012-0100-GF (240-13468-25), FWGCBLMW-005-0071-GF (240-13468-27), FWGWBGMW-006C-0132-GF (240-13468-30), FWGWBGMW-021-0138-GF (240-13468-32), FWGWBGMW-009C-0134-GF (240-13468-34), FWGWBGMW-020-0137-GF (240-13468-36), FWGBKGMW-005-0068-GF (240-13468-38), FWGFWGMW-014-0094-GF (240-13468-41), FWGWBGMW-007C-0133-GF (240-13468-43), FWGWBGMW-019-0136-GF (240-13468-46), FWGWBGMW-018-0135-GF (240-13468-48), FWGWBGMW-DUP8-0146-GF (240-13468-50), FWGFWGMW-007-0087-GF (240-13468-52) and FWGFWGMW-006-0086-GF (240-13468-54) were analyzed for total recoverable metals (ICP) in accordance with EPA SW-846 Method 6010B DoD. The samples were prepared on 07/26/2012 and 07/27/2012 and analyzed on 08/07/2012, 08/10/2012 and 08/13/2012.

ICB, CCB, and ICSA samples are evaluated using the lowest LOD and DL criteria in LIMS. Using these criteria, an individual element may occasionally be flagged as out of control. If the element has a higher LOD or DL, the data is evaluated to the higher limit and determined to be acceptable.

Vanadium was detected in method blank MB 240-52112/1-A at a level that was above the method detection limit but below the reporting limit. The value should be considered an estimate, and has been flagged "J". If the associated sample reported a result above the MDL and/or RL, the result has been "B" flagged.

Potassium was detected in method blank MB 240-52243/1-A at a level that was above the method detection limit but below the reporting limit. The value should be considered an estimate, and has been flagged "J". If the associated sample reported a result above the MDL and/or RL, the result has been "B" flagged. Refer to the QC report for details.

Sample FWGLL12MW-185C-0103-GF (240-13468-16)[2X] required dilution prior to analysis due to the nature of the sample matrix. The reporting limits have been adjusted accordingly.

The Final CRI Standard was outside of acceptance criteria for Chromium. No corrective action was required.

The CCB was greater than or equal to the LOD for Chromium and Nickel for samples FWGCBLMW-005-0071-GF (240-13468-27),

FWGEQUIPRINSE2-0155-GW (240-13468-21), FWGFWGMW-014-0094-GF (240-13468-41), FWGLL11MW-012-0100-GF (240-13468-25), FWGWBGMW-007C-0133-GF (240-13468-43). Since the sample results were below the requested reporting limit, the results were accepted.

The CCB was greater than or equal to the LOD for Nickel for samples FWGLL11MW-011-0099-GF (240-13468-23). Since the sample results were below the requested reporting limit, the results were accepted.

No other difficulties were encountered during the metals analyses. All other quality control parameters were within the acceptance limits.

TOTAL RECOVERABLE METALS (ICPMS)

Samples FWGLL12MW-245C-0106-GF (240-13468-3), FWGLL12MW-DUP5-0143-GF (240-13468-5), FWGCBPMW-002C-0072-GF (240-13468-6), FWGCBPMW-009-0073-GF (240-13468-9), FWGCBPMW-DUP2-0140-GF (240-13468-11), FWGLL3MW-241C-0115-GF (240-13468-13), FWGLL12MW-185C-0103-GF (240-13468-16), FWGLL12MW-247-0108-GF (240-13468-18), FWGSCFMW-002-0130-GF (240-13468-20), FWGEQUIPRINSE2-0155-GW (240-13468-21), FWGLL11MW-011-0099-GF (240-13468-23), FWGLL11MW-012-0100-GF (240-13468-25), FWGCBLMW-005-0071-GF (240-13468-27), FWGWBGMW-006C-0132-GF (240-13468-30), FWGWBGMW-021-0138-GF (240-13468-32), FWGWBGMW-009C-0134-GF (240-13468-34), FWGWBGMW-020-0137-GF (240-13468-36), FWGBKGMW-005-0068-GF (240-13468-38), FWGFWGMW-014-0094-GF (240-13468-41), FWGWBGMW-007C-0133-GF (240-13468-43), FWGWBGMW-019-0136-GF (240-13468-46), FWGWBGMW-018-0135-GF (240-13468-48), FWGWBGMW-DUP8-0146-GF (240-13468-50), FWGFWGMW-007-0087-GF (240-13468-52) and FWGFWGMW-006-0086-GF (240-13468-54) were analyzed for total recoverable metals (ICPMS) in accordance with EPA SW-846 Method 6020 DoD. The samples were prepared on 07/26/2012 and 07/27/2012 and analyzed on 08/07/2012.

ICB, CCB, and ICSA samples are evaluated using the lowest LOD and DL criteria in LIMS. Using these criteria, an individual element may occasionally be flagged as out of control. If the element has a higher LOD or DL, the data is evaluated to the higher limit and determined to be acceptable.

No difficulties were encountered during the metals analyses. All quality control parameters were within the acceptance limits.

TOTAL MERCURY - DOD

Samples FWGLL12MW-245C-0106-GF (240-13468-3), FWGLL12MW-DUP5-0143-GF (240-13468-5), FWGCBPMW-002C-0072-GF (240-13468-6), FWGCBPMW-009-0073-GF (240-13468-9), FWGCBPMW-DUP2-0140-GF (240-13468-11), FWGLL3MW-241C-0115-GF (240-13468-13), FWGLL12MW-185C-0103-GF (240-13468-16), FWGLL12MW-247-0108-GF (240-13468-18), FWGSCFMW-002-0130-GF (240-13468-20), FWGEQUIPRINSE2-0155-GW (240-13468-21), FWGLL11MW-011-0099-GF (240-13468-23), FWGLL11MW-012-0100-GF (240-13468-25), FWGCBLMW-005-0071-GF (240-13468-27), FWGWBGMW-006C-0132-GF (240-13468-30), FWGWBGMW-021-0138-GF (240-13468-32), FWGWBGMW-009C-0134-GF (240-13468-34), FWGWBGMW-020-0137-GF (240-13468-36), FWGBKGMW-005-0068-GF (240-13468-38), FWGFWGMW-014-0094-GF (240-13468-41), FWGWBGMW-007C-0133-GF (240-13468-43), FWGWBGMW-019-0136-GF (240-13468-46), FWGWBGMW-018-0135-GF (240-13468-48), FWGWBGMW-DUP8-0146-GF (240-13468-50), FWGFWGMW-007-0087-GF (240-13468-52) and FWGFWGMW-006-0086-GF (240-13468-54) were analyzed for Total Mercury - DOD in accordance with EPA SW-846 Method 7470A. The samples were prepared on 07/26/2012 and 07/27/2012 and analyzed on 07/27/2012 and 07/30/2012.

No difficulties were encountered during the mercury analyses. All quality control parameters were within the acceptance limits.

TOTAL CYANIDE

Samples FWGCBPMW-009-0073-GW (240-13468-8), FWGCBPMW-DUP2-0140-GW (240-13468-10), FWGLL12MW-247-0108-GW (240-13468-17), FWGEQUIPRINSE2-0155-GW (240-13468-21), FWGLL11MW-011-0099-GW (240-13468-22), FWGLL11MW-012-0100-GW (240-13468-24), FWGCBLMW-005-0071-GW (240-13468-26), FWGWBGMW-021-0138-GW (240-13468-31), FWGWBGMW-020-0137-GW (240-13468-35), FWGFWGMW-014-0094-GW (240-13468-40), FWGWBGMW-019-0136-GW (240-13468-45), FWGWBGMW-018-0135-GW (240-13468-47), FWGFWGMW-007-0087-GW (240-13468-51) and FWGFWGMW-006-0086-GW (240-13468-53) were analyzed for total cyanide in accordance with EPA SW-846 Method 9012A. The samples were prepared and analyzed on 07/26/2012.

No difficulties were encountered during the cyanide analyses. All quality control parameters were within the acceptance limits.

Job ID: 240-13468-2

Laboratory: TestAmerica Canton

Narrative

CASE NARRATIVE

Client: Environmental Quality Mgt., Inc.

Project: RVAAP (OH)

Report Number: 240-13468-2

With the exceptions noted as flags or footnotes, standard analytical protocols were followed in the analysis of the samples and no problems were encountered or anomalies observed. In addition all laboratory quality control samples were within established control limits, with any exceptions noted below. Each sample was analyzed to achieve the lowest possible reporting limit within the constraints of the method. In some cases, due to interference or analytes present at high concentrations, samples were diluted. For diluted samples, the reporting limits are adjusted relative to the dilution required.

Calculations are performed before rounding to avoid round-off errors in calculated results.

All holding times were met and proper preservation noted for the methods performed on these samples, unless otherwise detailed in the individual sections below.

TestAmerica utilizes USEPA approved methods and DOD QSM, where applicable, in all analytical work. The samples presented in this report were analyzed for the parameter(s) listed on the analytical methods summary page in accordance with the method(s) indicated. A summary of QC data for these analyses is included at the back of the report.

TestAmerica North Canton attests to the validity of the laboratory data generated by TestAmerica facilities reported herein. All analyses performed by TestAmerica facilities were done using established laboratory SOPs that incorporate QA/QC procedures described in the applicable methods. TestAmerica's operations groups have reviewed the data for compliance with the laboratory QA/QC plan, and data have been found to be compliant with laboratory protocols unless otherwise noted below.

All solid sample results are reported on an "as received" basis unless otherwise indicated by the presence of a % solids value in the method header.

This laboratory report is confidential and is intended for the sole use of TestAmerica and its client.

All parameters for which TestAmerica North Canton has certification were evaluated to the limit of detection (LOD) and include qualified results where applicable. Parameters not certified under QSM, if any, were evaluated to the detection limit (DL) and include qualified results where applicable.

The sample(s) that contain constituents flagged with U are undetected. The result associated with this flag is the limit of detection (LOD).

RECEIPT

The samples were received on 07/25/2012; the samples arrived in good condition, properly preserved and on ice. The temperature of the coolers at receipt were 0.0, 0.0, 0.0, 0.2, 0.2, 0.4, 0.6, 1.0, 1.2, 1.2, 1.2, 1.4, 1.6, 1.8, 1.8, 2.1, 2.2, 2.2, 2.2, 2.4, 2.6, 2.9, 3.0, 3.5, 3.6, 3.7, 4.2 and 5.6 C.

SEMIVOLATILE ORGANIC COMPOUNDS (GC-MS)

Samples FWGLL12MW-245C-0106-GW (240-13468-2), FWGLL12MW-DUP5-0143-GW (240-13468-4), FWGCBPMW-002C-0072-GW (240-13468-7), FWGCBPMW-009-0073-GW (240-13468-8), FWGCBPMW-DUP2-0140-GW (240-13468-10), FWGLL3MW-241C-0115-GW (240-13468-12), FWGLL12MW-247-0108-GW (240-13468-17), FWGSCFMW-002-0130-GW (240-13468-19), FWGEQUIPRINSE2-0155-GW (240-13468-21), FWGLL11MW-011-0099-GW (240-13468-22), FWGLL11MW-012-0100-GW (240-13468-24), FWGCBLMW-005-0071-GW (240-13468-26), FWGWBGMW-006C-0132-GW (240-13468-29), FWGWBGMW-021-0138-GW (240-13468-31), FWGWBGMW-009C-0134-GW (240-13468-33), FWGWBGMW-020-0137-GW (240-13468-35), FWGBKGMW-005-0068-GW (240-13468-37), FWGFWGMW-014-0094-GW (240-13468-40),

Job ID: 240-13468-2 (Continued)

Laboratory: TestAmerica Canton (Continued)

FWGWBGMW-007C-0133-GW (240-13468-42), FWGWBGMW-019-0136-GW (240-13468-45), FWGWBGMW-018-0135-GW (240-13468-47), FWGWBGMW-DUP8-0146-GW (240-13468-49), FWGFWGMW-007-0087-GW (240-13468-51) and FWGFWGMW-006-0086-GW (240-13468-53) were analyzed for semivolatile organic compounds (GC-MS) in accordance with EPA SW-846 Method 8270C. The samples were prepared on 07/26/2012 and 07/27/2012 and analyzed on 08/22/2012 and 08/23/2012.

Surrogates are added during the extraction process prior to dilution. When the sample is diluted, surrogate recoveries are diluted out and no corrective action is required.

Bis(2-ethylhexyl) phthalate was detected in method blank MB 240-52111/21-A at a level that was above the method detection limit but below the reporting limit. The value should be considered an estimate, and has been flagged "J". If the associated sample reported a result above the MDL and/or RL, the result has been "B" flagged. Refer to the QC report for details.

2-Fluorobiphenyl (Surr) failed the surrogate recovery criteria low for FWGLL12MW-247-0108-GW (240-13468-17), FWGSCFMW-002-0130-GW (240-13468-19), FWGLL11MW-011-0099-GW (240-13468-22), MB 240-52272/21-A, and LCS 240-52110/24-A.

Terphenyl-d14 (Surr) failed the surrogate recovery criteria low for FWGFWGMW-014-0094-GW (240-13468-40),

2-Chloronaphthalene failed the recovery criteria low for LCS 240-52110/24-A. Refer to the QC report for details.

The following samples contained one acid and/or one base surrogate outside acceptance limits: FWGLL11MW-011-0099-GW (240-13468-22), FWGLL12MW-247-0108-GW (240-13468-17), FWGSCFMW-002-0130-GW (240-13468-19). The laboratory's SOP allows one acid surrogate and/or one base surrogate to be outside acceptance limits; therefore, re-extraction/re-analysis was not performed. These results have been reported and qualified.

Method(s) 8270C/DoD: The method blank from prep batch 52272, associated with samples FWGBKGMW-005-0068-GW (240-13468-37), FWGFWGMW-006-0086-GW (240-13468-53), FWGFWGMW-007-0087-GW (240-13468-51), FWGFWGMW-014-0094-GW (240-13468-40), FWGWBGMW-007C-0133-GW (240-13468-42), FWGWBGMW-009C-0134-GW (240-13468-33), FWGWBGMW-018-0135-GW (240-13468-47), FWGWBGMW-019-0136-GW (240-13468-45), FWGWBGMW-020-0137-GW (240-13468-35), FWGWBGMW-DUP8-0146-GW (240-13468-49), had one BN surrogate recovery below acceptance criteria. Due to length of time elapsed since sampling no corrective action was initiated.

Samples FWGLL11MW-011-0099-GW (240-13468-22), FWGLL12MW-247-0108-GW (240-13468-17), and FWGFWGMW-014-0094-GW (240-13468-40) have one BN surrogate recovery below acceotance criteria. Due to length of time elapsed since sampling no corrective action was initiated.

Insufficient sample volume was available to perform a matrix spike/matrix spike duplicate (MS/MSD) associated with batch 52272. 3520C_Acid 8270.

No other difficulties were encountered during the SVOCs analyses. All other quality control parameters were within the acceptance limits.

Case Narrative

TestAmerica West Sacramento Project Number G2G260499

General Comments

Manual integrations were performed only when necessary and are in compliance with the laboratory's standard operating procedure, Acceptable Manual Integration Practices, SOP No.: S-Q-004, including Addendum 1. Detailed information can be found in the Manual Integration Addendum section of this report.

WATER, 8330, Explosives

Sample(s): 1, 2, 10

These samples were filtered prior to extraction since they contained excessive sediment/particulates. A filtered blank was included with these batches.

Sample(s): 1, 2, 3

The following analytes had high percent difference values in the MRL standards:
LC10 – 8/1/12 – RDX (38%), Nitrobenzene (31%), & 3-Nitrotoluene (35%).
LC10 – 8/3/12 – 3-Nitrotoluene (33%).
LC10 – 8/5/12 – RDX (35%), 2,6-Dinitrotoluene (31%) & 4-Nitrotoluene (32%).
Since the MRL standard is at a level that is approximately 2X the method detection limit and the analytes were detected in the standard, no corrective action was performed.

Sample(s): 5

This sample has a high surrogate recovery due to visible chromatographic interferences. The surrogate recoveries in the associated method blank and laboratory control sample (LCS) were within established control limits. The results for this sample may be biased high.

Sample(s): 4, 5, 7, 8, 9, 10, 11, 12, 13, 14, 15, 16, 17, 18, 19, 20, 21, 22, 23, 24

The following analytes had high percent difference values in the MRL standards:
LC10 – 8/9/12 – 2-Nitrotoluene (31%).
Since the MRL standard is at a level that is approximately 2X the method detection limit and the analytes were detected in the standard, no corrective action was performed.

Case Narrative

TestAmerica West Sacramento Project Number G2G260499

WATER, 353.2, Nitrate-Nitrite
Sample(s): 1, 2, 6, 7, 8, 9
The matrix spikes, which were performed on sample 8, have low recoveries due to possible matrix interferences. Since the laboratory control sample met acceptance criteria, no corrective action was performed.

There were no other anomalies associated with this project.

METHOD SUMMARY

Client: Environmental Quality Mgt., Inc. Job Number: 240-13468-1

Description	Lab Location	Method	Preparation Method
Matrix: Water			
Volatile Organic Compounds (GC/MS)	TAL NC	SW846 8260B/DoD	
Purge and Trap	TAL NC		SW846 5030B
Organochlorine Pesticides (GC)	TAL NC	SW846 8081/DOD	
Liquid-Liquid Extraction (Continuous)	TAL NC		SW846 3520C
Polychlorinated Biphenyls (PCBs) by Gas Chromatography	TAL NC	SW846 8082/DOD	
Liquid-Liquid Extraction (Continuous)	TAL NC		SW846 3520C
Metals (ICP)	TAL NC	SW846 6010B/DOD	
Preparation, Total Recoverable or Dissolved Metals	TAL NC		SW846 3005A
Metals (ICP/MS)	TAL NC	SW846 6020/DOD	
Preparation, Total Recoverable or Dissolved Metals	TAL NC		SW846 3005A
Mercury (CVAA)	TAL NC	SW846 7470A/DOD	
Preparation, Mercury	TAL NC		SW846 7470A
Cyanide, Total and/or Amenable	TAL NC	SW846 9012A	
Cyanide, Total and/or Amenable, Distillation	TAL NC		SW846 9012A
General Sub Contract Method	TAL WSC	Subcontract	

Lab References:

TAL NC = TestAmerica Canton

TAL WSC = TestAmerica West Sacramento

Method References:

SW846 = "Test Methods For Evaluating Solid Waste, Physical/Chemical Methods", Third Edition, November 1986 And Its Updates.

Method Summary

Client: Environmental Quality Mgt., Inc.
Project/Site: RVAAP (OH)

TestAmerica Job ID: 240-13468-2

Method	Method Description	Protocol	Laboratory
8270C/DoD	Semivolatile Organic Compounds (GC/MS)	SW846	TAL NC

Protocol References:

SW846 = "Test Methods For Evaluating Solid Waste, Physical/Chemical Methods", Third Edition, November 1986 And Its Updates.

Laboratory References:

TAL NC = TestAmerica Canton, 4101 Shuffel Street NW, North Canton, OH 44720, TEL (330)497-9396

ANALYTICAL METHODS SUMMARY

G2G260499

PARAMETER	ANALYTICAL METHOD
Nitroaromatics and Nitramines by HPLC	SW846 8330/8330A
Organics by UV/HPLC	SW846 8330 (Modified)

References:

SW846 "Test Methods for Evaluating Solid Waste, Physical/Chemical Methods", Third Edition, November 1986 and its updates.

SAMPLE SUMMARY

Client: Environmental Quality Mgt., Inc. Job Number: 240-13468-1

Lab Sample ID	Client Sample ID	Client Matrix	Date/Time Sampled	Date/Time Received
240-13468-1	FWG TEAM #1 TRIP	Water	07/24/2012 0800	07/25/2012 0730
240-13468-2	FWGLL12MW-245C-0106-GW	Water	07/24/2012 0930	07/25/2012 0730
240-13468-3	FWGLL12MW-245C-0106-GF	Water	07/24/2012 0930	07/25/2012 0730
240-13468-4	FWGLL12MW-DUP5-0143-GW	Water	07/24/2012 1100	07/25/2012 0730
240-13468-5	FWGLL12MW-DUP5-0143-GF	Water	07/24/2012 1100	07/25/2012 0730
240-13468-6	FWGCBPMW-002C-0072-GF	Water	07/24/2012 1410	07/25/2012 0730
240-13468-7	FWGCBPMW-002C-0072-GW	Water	07/24/2012 1410	07/25/2012 0730
240-13468-8	FWGCBPMW-009-0073-GW	Water	07/24/2012 1520	07/25/2012 0730
240-13468-9	FWGCBPMW-009-0073-GF	Water	07/24/2012 1520	07/25/2012 0730
240-13468-10	FWGCBPMW-DUP2-0140-GW	Water	07/24/2012 1620	07/25/2012 0730
240-13468-11	FWGCBPMW-DUP2-0140-GF	Water	07/24/2012 1620	07/25/2012 0730
240-13468-12	FWGLL3MW-241C-0115-GW	Water	07/24/2012 1735	07/25/2012 0730
240-13468-13	FWGLL3MW-241C-0115-GF	Water	07/24/2012 1735	07/25/2012 0730
240-13468-14	FWG TEAM 2 TRIP	Water	07/24/2012 0800	07/25/2012 0730
240-13468-15	FWGLL12MW-185C-0103-GW	Water	07/24/2012 0924	07/25/2012 0730
240-13468-16	FWGLL12MW-185C-0103-GF	Water	07/24/2012 0924	07/25/2012 0730
240-13468-17	FWGLL12MW-247-0108-GW	Water	07/24/2012 1012	07/25/2012 0730
240-13468-18	FWGLL12MW-247-0108-GF	Water	07/24/2012 1012	07/25/2012 0730
240-13468-19	FWGSCFMW-002-0130-GW	Water	07/24/2012 1128	07/25/2012 0730
240-13468-19MSMS	FWGSCFMW-002-0130-GW	Water	07/24/2012 1128	07/25/2012 0730
240-13468-19MSDMSD	FWGSCFMW-002-0130-GW	Water	07/24/2012 1128	07/25/2012 0730
240-13468-20	FWGSCFMW-002-0130-GF	Water	07/24/2012 1128	07/25/2012 0730
240-13468-20MS	FWGSCFMW-002-0130-GF	Water	07/24/2012 1128	07/25/2012 0730
240-13468-20DU	FWGSCFMW-002-0130-GF	Water	07/24/2012 1128	07/25/2012 0730
240-13468-21	FWGEQUIPRINSE2-0155-GW	Water	07/24/2012 1208	07/25/2012 0730
240-13468-22	FWGLL11MW-011-0099-GW	Water	07/24/2012 1442	07/25/2012 0730
240-13468-23	FWGLL11MW-011-0099-GF	Water	07/24/2012 1442	07/25/2012 0730
240-13468-24	FWGLL11MW-012-0100-GW	Water	07/24/2012 1538	07/25/2012 0730
240-13468-25	FWGLL11MW-012-0100-GF	Water	07/24/2012 1538	07/25/2012 0730
240-13468-26	FWGCBLMW-005-0071-GW	Water	07/24/2012 1642	07/25/2012 0730
240-13468-27	FWGCBLMW-005-0071-GF	Water	07/24/2012 1642	07/25/2012 0730
240-13468-28	FWGTEAM 3 - TRIP	Water	07/24/2012 0800	07/25/2012 0730
240-13468-29	FWGWBGMW-006C-0132-GW	Water	07/24/2012 0926	07/25/2012 0730
240-13468-30	FWGWBGMW-006C-0132-GF	Water	07/24/2012 0926	07/25/2012 0730
240-13468-31	FWGWBGMW-021-0138-GW	Water	07/24/2012 1016	07/25/2012 0730
240-13468-32	FWGWBGMW-021-0138-GF	Water	07/24/2012 1016	07/25/2012 0730
240-13468-33	FWGWBGMW-009C-0134-GW	Water	07/24/2012 1129	07/25/2012 0730
240-13468-34	FWGWBGMW-009C-0134-GF	Water	07/24/2012 1129	07/25/2012 0730
240-13468-35	FWGWBGMW-020-0137-GW	Water	07/24/2012 1229	07/25/2012 0730
240-13468-36	FWGWBGMW-020-0137-GF	Water	07/24/2012 1229	07/25/2012 0730
240-13468-37	FWGBKGMW-005-0068-GW	Water	07/24/2012 1419	07/25/2012 0730
240-13468-38	FWGBKGMW-005-0068-GF	Water	07/24/2012 1419	07/25/2012 0730
240-13468-40	FWGFWGMW-014-0094-GW	Water	07/24/2012 1609	07/25/2012 0730
240-13468-41	FWGFWGMW-014-0094-GF	Water	07/24/2012 1609	07/25/2012 0730
240-13468-42	FWGWBGMW-007C-0133-GW	Water	07/24/2012 0901	07/25/2012 0730
240-13468-43	FWGWBGMW-007C-0133-GF	Water	07/24/2012 0901	07/25/2012 0730
240-13468-44	FWG TEAM 4 - TRIP	Water	07/24/2012 0800	07/25/2012 0730
240-13468-45	FWGWBGMW-019-0136-GW	Water	07/24/2012 1011	07/25/2012 0730
240-13468-46	FWGWBGMW-019-0136-GF	Water	07/24/2012 1011	07/25/2012 0730
240-13468-47	FWGWBGMW-018-0135-GW	Water	07/24/2012 1141	07/25/2012 0730
240-13468-48	FWGWBGMW-018-0135-GF	Water	07/24/2012 1141	07/25/2012 0730
240-13468-49	FWGWBGMW-DUP8-0146-GW	Water	07/24/2012 1241	07/25/2012 0730

SAMPLE SUMMARY

Client: Environmental Quality Mgt., Inc. Job Number: 240-13468-1

Lab Sample ID	Client Sample ID	Client Matrix	Date/Time Sampled	Date/Time Received
240-13468-50	FWGWBGMW-DUP8-0146-GF	Water	07/24/2012 1241	07/25/2012 0730
240-13468-51	FWGFWGMW-007-0087-GW	Water	07/24/2012 1501	07/25/2012 0730
240-13468-52	FWGFWGMW-007-0087-GF	Water	07/24/2012 1501	07/25/2012 0730
240-13468-53	FWGFWGMW-006-0086-GW	Water	07/24/2012 1637	07/25/2012 0730
240-13468-54	FWGFWGMW-006-0086-GF	Water	07/24/2012 1637	07/25/2012 0730

Sample Summary

Client: Environmental Quality Mgt., Inc.
Project/Site: RVAAP (OH)

TestAmerica Job ID: 240-13468-2

Lab Sample ID	Client Sample ID	Matrix	Collected	Received
240-13468-2	FWGLL12MW-245C-0106-GW	Water	07/24/12 09:30	07/25/12 07:30
240-13468-4	FWGLL12MW-DUP5-0143-GW	Water	07/24/12 11:00	07/25/12 07:30
240-13468-7	FWGCBPMW-002C-0072-GW	Water	07/24/12 14:10	07/25/12 07:30
240-13468-8	FWGCBPMW-009-0073-GW	Water	07/24/12 15:20	07/25/12 07:30
240-13468-10	FWGCBPMW-DUP2-0140-GW	Water	07/24/12 16:20	07/25/12 07:30
240-13468-12	FWGLL3MW-241C-0115-GW	Water	07/24/12 17:35	07/25/12 07:30
240-13468-17	FWGLL12MW-247-0108-GW	Water	07/24/12 10:12	07/25/12 07:30
240-13468-19	FWGSCFMW-002-0130-GW	Water	07/24/12 11:28	07/25/12 07:30
240-13468-21	FWGEQUIPRINSE2-0155-GW	Water	07/24/12 12:08	07/25/12 07:30
240-13468-22	FWGLL11MW-011-0099-GW	Water	07/24/12 14:42	07/25/12 07:30
240-13468-24	FWGLL11MW-012-0100-GW	Water	07/24/12 15:38	07/25/12 07:30
240-13468-26	FWGCBLMW-005-0071-GW	Water	07/24/12 16:42	07/25/12 07:30
240-13468-29	FWGWBGMW-006C-0132-GW	Water	07/24/12 09:26	07/25/12 07:30
240-13468-31	FWGWBGMW-021-0138-GW	Water	07/24/12 10:16	07/25/12 07:30
240-13468-33	FWGWBGMW-009C-0134-GW	Water	07/24/12 11:29	07/25/12 07:30
240-13468-35	FWGWBGMW-020-0137-GW	Water	07/24/12 12:29	07/25/12 07:30
240-13468-37	FWGBKGMW-005-0068-GW	Water	07/24/12 14:19	07/25/12 07:30
240-13468-40	FWGFWGMW-014-0094-GW	Water	07/24/12 16:09	07/25/12 07:30
240-13468-42	FWGWBGMW-007C-0133-GW	Water	07/24/12 09:01	07/25/12 07:30
240-13468-45	FWGWBGMW-019-0136-GW	Water	07/24/12 10:11	07/25/12 07:30
240-13468-47	FWGWBGMW-018-0135-GW	Water	07/24/12 11:41	07/25/12 07:30
240-13468-49	FWGWBGMW-DUP8-0146-GW	Water	07/24/12 12:41	07/25/12 07:30
240-13468-51	FWGFWGMW-007-0087-GW	Water	07/24/12 15:01	07/25/12 07:30
240-13468-53	FWGFWGMW-006-0086-GW	Water	07/24/12 16:37	07/25/12 07:30

Sample Summary

TestAmerica West Sacramento Project Number G2G260499

WO#	Sample #	Client Sample ID	Sampling Date	Received Date
MVT0L	1	FWGLL12MW-245C-0106-GW	7/24/2012 09:30 AM	7/26/2012 10:55 AM
MVT0R	2	FWGLL12MW-DUP5-0143-GW	7/24/2012 11:00 AM	7/26/2012 10:55 AM
MVT0X	3	FWGCBPMW-009-0073-GW	7/24/2012 03:20 PM	7/26/2012 10:55 AM
MVT06	4	FWGCBPMW-DUP2-0140-GW	7/24/2012 04:20 PM	7/26/2012 10:55 AM
MVT1E	5	FWGLL3MW-241C-0115-GW	7/24/2012 05:35 PM	7/26/2012 10:55 AM
MVT1L	6	FWGLL12MW-185C-0103-GW	7/24/2012 09:24 AM	7/26/2012 10:55 AM
MVT1R	7	FWGLL12MW-247-0108-GW	7/24/2012 10:12 AM	7/26/2012 10:55 AM
MVT1W	8	FWGSCFMW-002-0130-GW	7/24/2012 11:28 AM	7/26/2012 10:55 AM
MVT13	9	FWGEQUIPRINSE2-0155-GW	7/24/2012 12:08 PM	7/26/2012 10:55 AM
MVT16	10	FWGLL11MW-011-0099-GW	7/24/2012 02:42 PM	7/26/2012 10:55 AM
MVT17	11	FWGLL11MW-012-0100-GW	7/24/2012 03:38 PM	7/26/2012 10:55 AM
MVT18	12	FWGCBLMW-005-0071-GW	7/24/2012 04:42 PM	7/26/2012 10:55 AM
MVT19	13	FWGWBGMW-006C-0132-GW	7/24/2012 09:26 AM	7/26/2012 10:55 AM
MVT2A	14	FWGWBGMW-021-0138-GW	7/24/2012 10:16 AM	7/26/2012 10:55 AM
MVT2C	15	FWGWBGMW-009C-0134-GW	7/24/2012 11:29 AM	7/26/2012 10:55 AM
MVT2D	16	FWGWBGMW-020-0137-GW	7/24/2012 12:29 PM	7/26/2012 10:55 AM
MVT2E	17	FWGBKGMW-005-0068-GW	7/24/2012 02:19 PM	7/26/2012 10:55 AM
MVT2F	18	FWGFWGMW-014-0094-GW	7/24/2012 04:09 PM	7/26/2012 10:55 AM
MVT2G	19	FWGWBGMW-007C-0133-GW	7/24/2012 09:01 AM	7/26/2012 10:55 AM
MVT2H	20	FWGWBGMW-019-0136-GW	7/24/2012 10:11 AM	7/26/2012 10:55 AM
MVT2J	21	FWGWBGMW-018-0135-GW	7/24/2012 11:41 AM	7/26/2012 10:55 AM
MVT2K	22	FWGWBGMW-DUP8-0146-GW	7/24/2012 12:41 PM	7/26/2012 10:55 AM
MVT2L	23	FWGFWGMW-007-0087-GW	7/24/2012 03:01 PM	7/26/2012 10:55 AM
MVT2M	24	FWGFWGMW-006-0086-GW	7/24/2012 04:37 PM	7/26/2012 10:55 AM

Notes(s):

- The analytical results of the samples listed above are presented on the following pages.
- All calculations are performed before rounding to avoid round-off errors in calculated results.
- Results noted as "ND" were not detected at or above the stated limit.
- This report must not be reproduced, except in full, without the written approval of the laboratory.
- Results for the following parameters are never reported on a dry weight basis: color, corrosivity, density, flashpoint, ignitability, layers, odor, paint filter test, pH, porosity, pressure, reactivity, redox potential, specific gravity, spot tests, solids, solubility, temperature, viscosity, and weight.

Chain of Custody Record

TestAmerica
THE LEADER IN ENVIRONMENTAL TESTING

TestAmerica Laboratory location: N. CANTON, OH
Regulatory program: ☐ DW ☐ NPDES ☐ RCRA ☒ Other

TestAmerica Laboratories, Inc.

Client Contact				
Company Name: EQM	Client Project Manager: JOHN MILLER	Site Contact: ERIK CORBIN	Lab Contact: MARK LOEB	COC No: 043216
Address: 1800 CARILLON BLVD	Telephone: (513) 825-7500 / FAX 7495	Telephone: SAME	Telephone: (330) 497-9396	1 of 2 COCs
City/State/Zip: CINCINNATI, OH 45240	Email: ECORBIN@EQM.COM			
Phone: (513) 825-7500				
Project Name: RVAAP66 (OH)	Method of Shipment/Carrier: LAB PICKUP			
Project Number: 030174.0016.001.09.01	Shipping/Tracking No: N/A			
PO #				

Analysis Turnaround Time (in BUS days)
TAT if different from below
☒ 3 weeks
☐ 2 weeks
☐ 1 week
☐ 2 days
☐ 1 day
PER SOW

For lab use only
Walk-in client ☐
Lab pickup ☐
Lab sampling ☐
Job/SDG No:

Analyses

Sample Identification	Sample Date	Sample Time	Air	Aqueous	Sediment	Solid	Other:	H2SO4	HNO3	HCl	NaOH	ZnAc/NaOH	Unpres	Other:	Filtered Sample (Y/N)	Composite C / Grab G	VOC	SVOC 1,2&3	PEST 8081	PCB 8082	EXPLO 8330	PROPELLANTS	CYANIDE 9012	NO2/NO3	METALS 6010/6020/7470	SVOCs-1	SVOC-FULL LIST	Sample Specific Notes / Special Instructions: COOLER ID
FWG TEAM #1 TRIP	7/24/12	0800		X						2					N	G												ZAPPA
FWG LL12 MW-245C-0106-GW	7/24/12	0930		X				1		3			9		N	G	X	X	X	X	X	X		X				CLETUS
FWG LL12 MW-245C-0106-GF	7/24/12	0930		X					1						Y	G									X			CLETUS
FWG LL12 MW-DUP5-0143-GW	7/24/12	1100		X				1		3			5		N	G	X	X			X	X		X				ZAPPA
FWG LL12 MW-DUP5-0143-GF	7/24/12	1100		X				~~1~~	1						Y	G									X			ZAPPA
FWG CBP MW-002C-0072-GF	7/24/12	1410		X					1						Y	G									X			(G)
FWG CBP MW-002C-0072-GW	7/24/12	1410		X									6		N	G			X	X						X		(G)
FWG CBP MW-009-~~0140~~ 0073 EL 7/24/12-GW	7/24/12	1520		X				~~1~~		3	1		9		N	G	X		X	X	X	X	X			~~X~~ EL 7/24/12	X	C222
FWG CBP MW-009-~~0140~~ 0073 EL 7/24/12-GF	7/24/12	1520		X					1						Y	G									X			C222
FWG CBP MW-DUP2-0140-GW	7/24/12	1620		X						3	1		9		N	G	X		X	X	X	X	X				X	114

Possible Hazard Identification
☒ Non-Hazard ☐ Flammable ☐ Skin Irritant ☐ Poison B ☐ Unknown

Sample Disposal (A fee may be assessed if samples are retained longer than 1 month)
☐ Return to Client ☒ Disposal By Lab ☐ Archive For _____ Months

Special Instructions/QC Requirements & Comments:
ALL METAL SAMPLES ARE FIELD FILTERED
ALL VOAs IN COOLER ZAPPA
TEMPS MAY NOT MEET REQUIREMENTS IF SAMPLE COLLECTION IS CLOSE TO LAB PICKUP TIME

Relinquished by:	Company:	Date/Time:	Received by:	Company:	Date/Time:
[signature]	EQM	7/24/12 1830	[signature]	TAL-NC	7-24-12-1830
[signature]	TAL-NC	7-24-12-2055			
			Received in Laboratory by: [signature]	TAL	7/25/12 730

©2008, TestAmerica Laboratories, Inc. All rights reserved.
TestAmerica & Design ™ are trademarks of TestAmerica Laboratories, Inc.

TAL 0018-1 (04/10)

8/29/2012

Chain of Custody Record

TestAmerica

THE LEADER IN ENVIRONMENTAL TESTING

TestAmerica Laboratory location: North Canton, OH

Regulatory program: ☐ DW ☐ NPDES ☐ RCRA ☒ Other

TestAmerica Laboratories, Inc.

Client Contact				
Company Name: EQM	Client Project Manager: JOHN MILLER	Site Contact: ERIK CORBIN	Lab Contact: MARK LOEB	COC No: 043217
Address: 1800 CARILLON BLVD	Telephone: (513) 825-7500/FAX 7495	Telephone: SAME	Telephone: (330) 497-9396	2 of 2 COCs
City/State/Zip: CINCINNATI, OH 45240	Email: ECORBIN@EQM.COM	Analysis Turnaround Time (In BUS days)	Analyses	For lab use only
Phone: (513) 825-7800		TAT if different from below ☒ 3 weeks ☐ 2 weeks ☐ 1 week ☐ 2 days ☐ 1 day		Walk-in client ☐ Lab pickup ☐ Lab sampling ☐
Project Name: ZAPPA 66 (OH)	Method of Shipment/Carrier: LAB PICKUP	FOR SOW		Job/SDG No:
Project Number: 030174.0016.001.09.01	Shipping/Tracking No: N/A			
PO#				

Sample Identification	Sample Date	Sample Time	Matrix: Air	Aqueous	Sediment	Solid	Other	Containers & Preservatives: H2SO4	HNO3	HCl	NaOH	ZnAc/NaOH	Unpres	Other	Filtered Sample (Y/N)	Composite C/Grab G	VOC	SVOC	Pest 8081	PCB 8082	EXPLO 8330	PROPELLANTS	CYANIDE 9012	METALS 6010/6020 7470	Sample Specific Notes / Special Instructions:
FWGCBR MW-DUP2-0140-GF	7/24/12	1620		X					1						Y	G								X	114
FWGLL3 MW-241C-0115-GW	7/24/12	1735		X						3				7	N	G	X	X	X		X	X			13
FWG LL3 MW-241C-0115-GF	7/24/12	1735		X					1						Y	G								X	13

EC 7/24/12

Possible Hazard Identification: ☒ Non-Hazard ☐ Flammable ☐ Skin Irritant ☐ Poison B ☐ Unknown

Sample Disposal (A fee may be assessed if samples are retained longer than 1 month): ☐ Return to Client ☒ Disposal By Lab ☐ Archive For _____ Months

Special Instructions/QC Requirements & Comments:

ALL METAL SAMPLES WERE FIELD FILTERED

ALL VOAs IN COOLER ZAPPA

TEMPS MAY NOT MEET REQUIREMENTS IF SAMPLE COLLECTION IS CLOSE TO LAB PICKUP TIME

Relinquished by:	Company:	Date/Time:	Received by:	Company:	Date/Time:
[signature]	EQM	7/24/12 1830	[signature]	TAL-NC	7-24-12-1[illegible]
[signature]	TAL-NC	7-24-12-2005			
Relinquished by:	Company:	Date/Time:	Received in Laboratory by:	Company:	Date/Time:
			[signature]	TAL	7/25/12 930

©2008 TestAmerica Laboratories, Inc. All rights reserved
TestAmerica & Design ™ are trademarks of TestAmerica Laboratories, Inc.

TAL 0018-1 (04/10)

Chain of Custody Record

TestAmerica

THE LEADER IN ENVIRONMENTAL TESTING

TestAmerica Laboratory location: N Canton

Regulatory program: ☐ DW ☐ NPDES ☐ RCRA ☐ Other

TestAmerica Laboratories, Inc.

Client Contact				
Company Name: EQM	Client Project Manager: John Miller	Site Contact: Erik Corbin	Lab Contact: Mark Loeb	COC No: 043214
Address: 1800 Carillon Blvd	Telephone: 513 825 7500 fax 7495	Telephone: 513 825 7500 fax 7495	Telephone: 330 497 9396	1 of 2 COCs
City/State/Zip: Cincinnati Oh 45240	Email: ecorbin@eqm.com	Analysis Turnaround Time (in BUS days)		Pg2 coc# 043211
Phone: 513 825 7500		TAT if different from below ☐ 3 weeks ☐ 2 weeks ☐ 1 week ☐ 2 days ☐ 1 day		For lab use only: Walk-in client: ☐ Lab pickup: ☐ Lab sampling: ☐ Job/SDG No:
Project Name: RVAAP L66	Method of Shipment/Carrier: Lab pick up			
Project Number: 030174.0016.001.03	Shipping/Tracking No:			
PO#				

Sample Identification	Sample Date	Sample Time	Matrix: Air	Aqueous	Sediment	Solid	Other:	Containers & Preservatives: H2SO4	HNO3	HCl	NaOH	ZnAc/ NaOH	Unpres	Other:	Filtered Sample (Y / N)	Composite=C / Grab=G	Analyses: VOC 8260	Pest 8081	PCB 8082	PCB 8330	Propellants	Cyanide 9012	NO2/NO3	SVOC 1+3	Metals-Wolonzo-ICP	Sample Specific Notes / Special Instructions:
FWGTeam 2 Trip	7/24/12	0800		X						2					N	G	X									C119
FWGLL12mw-185C-0103-GW		0924		X				1							N	G	X						X			C119
FWGLL12mw-185C-0103-GF		1		X					1						X	G									X	C119
FWGLL12mw-247-0108-GW		1012		X				1		3	1		9		N	G	X	X	X	X	X	X	X	X		404
FWGLL12mw-247-0108-GF		1		X					1						X	G									X	404
FWGSCFmw-002-0130-GW		1128		X				3		9			19		N	G	X	X	X	X	X		X	X		* MS/MSD except Pest PCB* L279 L474
FWGSCFmw-002-0130-GF		1		X					3						X	G									X	L297 MS/MSD L474
FWGEarlPlant#2-0155-GW	↓	1208		X				1	1	3			9		N	G	X	X	X	X	X	X	X	X	X	A392 more analytes other page
FWGLL11mw-011-0099-GW		1442						OK		3	1		9				X	X	X	X	X	X		X		L728
FWGLL11mw-011-0099-GF	↓	1							1																X	L728

See ** line another page

Possible Hazard Identification: ☒ Non-Hazard ☐ Flammable ☐ Skin Irritant ☐ Poison B ☐ Unknown

Sample Disposal (A fee may be assessed if samples are retained longer than 1 month): ☐ Return to Client ☒ Disposal By Lab ☐ Archive For _____ Months

Special Instructions/QC Requirements & Comments:

SVOC list sent as attachment

All VOAs in C119 cooler id #

Temps may not meet requirements of sample collection is close to lab pick up time.

Relinquished by:	Company:	Date/Time:	Received by:	Company:	Date/Time:
Mike Dixon	EQM	7/24/12 1830	[illegible]	TAL-NC	7-24-12 1830
[illegible]	TAL-NC	7-24-12 2005			
Relinquished by:	Company:	Date/Time:	Received in Laboratory by:	Company:	Date/Time:
				TAL	7/25/12 730

©2008 TestAmerica Laboratories, Inc. All rights reserved. TestAmerica & Design ™ are trademarks of TestAmerica Laboratories, Inc.

TAL 0018-1 (04/10)

Chain of Custody Record

TestAmerica Laboratory location: N Canton
Regulatory program: ☐ DW ☐ NPDES ☐ RCRA ☐ Other

TestAmerica
THE LEADER IN ENVIRONMENTAL TESTING
TestAmerica Laboratories, Inc.

Pg 1 = 043214

Client Contact				
Company Name: EQM	Client Project Manager: John Miller	Site Contact: Erik Corbin	Lab Contact: M Loeb	COC No: 043211
Address: 1800 Carillon Blvd	Telephone: 5138257500	Telephone: 5138257500	Telephone: 330 497 9396	2 of 2 COCs
City/State/Zip: Cincinnati OH 45240	Email: ecorbin@eqm.com	Analysis Turnaround Time (in BUS days)	Analyses	For lab use only
Phone: 513 825 7500	fax 7495	TAT if different from below: ☒ 3 weeks ☐ 2 weeks ☐ 1 week ☐ 2 days ☐ 1 day		Walk-in client ☐ Lab picking ☐ Lab sampling ☐
Project Name: RVAAP 66	Method of Shipment/Carrier: Lab Pickup			Job/SDG No:
Project Number: 30174.046.001.09.01/.03	Shipping/Tracking No:			
PO#				

Sample Identification	Sample Date	Sample Time	Matrix: Air	Aqueous	Sediment	Solid	Other:	Containers & Preservatives: H2SO4	HNO3	HCl	NaOH	ZnAcet/NaOH	Unpres	Other:	Filtered Sample (Y/N)	Composite=C / Grab=G	VOC	SVOC	Pest	PCB	Explo	Propellants	Cyanide	Metals	Alpha Beta Screen	Gamma Radiochemistry	Sample Specific Notes / Special Instructions:
FWGW11mw-012-0100-GW	7/24/12	1538		X						3	1		9				X	X	X	X	X	X	X				L890
FWGW11mw-012-0100-GF		1		X					1															X			L890
FWGC8Lmw-005-0071-GW		1642		X						3	1		9				X	X	X	X	X	X	X				TA10
FWGC8Lmw-005-0071-GF		1		X					1															X			TA10
FWG EQUIPRinse2-0155-GW		1208		X					3																X	X	A392

AD 7/24/12

Possible Hazard Identification: ☒ Non-Hazard ☐ Flammable ☐ Skin Irritant ☐ Poison B ☐ Unknown

Sample Disposal (A fee may be assessed if samples are retained longer than 1 month): ☐ Return to Client ☒ Disposal By Lab ☐ Archive For _____ Months

Special Instructions/QC Requirements & Comments:

All VOAs in Cooler ID# C119

Temperatures may not meet requirements if sample collection is close to lab pickup time.

Relinquished by:	Company:	Date/Time:	Received by:	Company:	Date/Time:
[signature]	EQM	7/24/12 1830	[signature]	TA-NC	7-24-12 - 1830
[signature]	TA-NC	7-24-12-2005			
			Received in Laboratory by: [signature]	TAL	7/25/12 730

TAL 0018-1 (04/10)

©2008 TestAmerica Laboratories, Inc. All rights reserved
TestAmerica & Design ™ are trademarks of TestAmerica Laboratories, Inc.

Page 2 COC# 043205

TestAmerica
THE LEADER IN ENVIRONMENTAL TESTING

Chain of Custody Record

TestAmerica Laboratory location: North Canton

Regulatory program: ☐ DW ☐ NPDES ☐ RCRA ☐ Other

TestAmerica Laboratories, Inc.

Client Contact				
Company Name: EQM	Client Project Manager: John Miller	Site Contact: Erik Corbin	Lab Contact: Mark Loeb	COC No: 043202
Address: 1800 Carillon Blvd	Telephone: 513-825-7500	Telephone: Same	Telephone: 330-497-9396	1 of 2 COCs
City/State/Zip: Cinti \ Ohio \ 45240	Email: eccorbin@eqm.com	Analysis Turnaround Time (in BUS days)		For lab use only
Phone: 513-825-7500		TAT if different from below: ☒ 3 weeks ☐ 2 weeks ☐ 1 week ☐ 2 days ☐ 1 day		Walk-in client ☐ Lab pickup ☐ Lab sampling ☐
Project Name: RVAAP66 (OH)	Method of Shipment/Carrier: Lab Pickup	Per SOW		Sub/SDG No:
Project Number: 030174-0016.001.9.1	Shipping/Tracking No: N/A			
P O #				

Analyses: VOC 8260; SVOC1 8270; SVOC4 8270; Pest 8081; PCB 8082; Explosives/Propellants; Metals 6010 6020 7470; Cyanide 9012; Gamma; Alpha/Beta

Sample Identification	Sample Date	Sample Time	Matrix: Air	Aqueous	Sediment	Solid	Other:	Containers & Preservatives: H2SO4	HNO3	HCl	NaOH	ZnAc/NaOH	Unpres	Other:	Filtered Sample (Y / N)	Composite-C / Grab-G	VOC 8260	SVOC1 8270	SVOC4 8270	Pest 8081	PCB 8082	Explosives/Propellants	Metals 6010 6020 7470	Cyanide 9012	Gamma	Alpha/Beta	Sample Specific Notes / Special Instructions: CODIN ID
FWGTeam3-TRIP	7/24/12	0800		X						2						C	X										ID27
FWGWBGMW-006C-0132-GW	7/24/12	0926		X						3			5			G	X	X				X					ID27
FWGWBGMW-006C-0132-GF	↓	0926		X					1							G							X				ID27
FWGWBGMW-021C-0138-GW (7/24)	7/24/12	1016		X						3	1		9			G	X		X	X	X	X		X			EC1
FWGWBGMW-021C-0138-GF (7/24)	7/24/12	1016		X					1							G							X				EC1
FWGWBGMW-009C-0134-GW	7/24/12	1129		X						3			5			G	X	X				X					C99
FWGWBGMW-009C-0134-GF	7/24/12	1129		X					1							G							X				C99
FWGWBGMW-020-0137-GW	7/24/12	1229		X						3	1		9			G	X		X	X	X	X		X			SR3
FWGWBGMW-020-0137-GF	7/24/12	1229		X					1							G							X				SR3
FWGBKGMW-005-0068-GW	7/24/12	1419		X					3	3			9			G	X	X		X	X	X	X	X	X	X	L343 No cyanide

Possible Hazard Identification: ☐ Non-Hazard ☐ Flammable ☐ Skin Irritant ☐ Poison B ☒ Unknown

Sample Disposal (A fee may be assessed if samples are retained longer than 1 month): ☐ Return to Client ☒ Disposal By Lab ☐ Archive For _____ Months

Special Instructions/QC Requirements & Comments: Metals field filtered
Samples collected near pickup may not meet temp requirements.

Relinquished by:	Company:	Date/Time:	Received by:	Company:	Date/Time:
[signature]	EQM	7/24/12 1830	VC (Robison)	TALNC	7-24-12-1830
(E) [signature]	TALNC	7-24-12-2005			
			Received in Laboratory by: [signature]	TAL	7/25/12 730

All Rad cooler C10 All VOAs in cooler ID27

©2008, TestAmerica Laboratories, Inc. All rights reserved.
TestAmerica & Design ™ are trademarks of TestAmerica Laboratories, Inc.

TAL 0018-1 (04/10)

8/29/2012

page 1 COC# 043202

TestAmerica
THE LEADER IN ENVIRONMENTAL TESTING

Chain of Custody Record

TestAmerica Laboratory location: North Canton

Regulatory program: ☐ DW ☐ NPDES ☐ RCRA ☐ Other

TestAmerica Laboratories, Inc.

Client Contact				
Company Name: EQM	Client Project Manager: John Miller	Site Contact: Erik Corbin	Lab Contact: Mark Loeb	COC No: 043205
Address: 1800 Carillon Blvd	Telephone: 825-7500	Telephone:	Telephone: 330 497-9396	2 of 2 COCs
City/State/Zip: Cinti OH	Email: ecorbin@eqm.com	Analysis Turnaround Time (in BUS days)		For lab use only
Phone: 513-825-7500		TAT if different from below: Per SOW ☑ 3 weeks ☐ 2 weeks ☐ 1 week ☐ 2 days ☐ 1 day		Walk-in-client ☐ Lab pickup ☐ Lab sampling ☐
Project Name: RVAAP 66 (OH)	Method of Shipment/Carrier: LAB Pickup			Job/SDG No:
Project Number: 030174.0016.~~009~~ AV 001.09.1	Shipping/Tracking No: N/A			
PO#				

Analyses: VOC 8260, SVOC 1 8270, SVOC 4 8270, Pest 8081, PCB 8082, Explosives/Propellants 6010/6020 7470, Metals 6010/6020 7470, Cyanide 9012, Gamma, Gross Alpha/Beta

Sample Identification	Sample Date	Sample Time	Matrix: Air	Aqueous	Sediment	Solid	Other:	Containers & Preservatives: H2SO4	HNO3	HCl	NaOH	ZnAc/NaOH	Unpres	Other:	Filtered Sample (Y/N)	Composite=C / Grab=G	VOC 8260	SVOC 1 8270	SVOC 4 8270	Pest 8081	PCB 8082	Explosives/Propellants	Metals 6010/6020 7470	Cyanide 9012	Gamma	Gross Alpha/Beta	Sample Specific Notes / Special Instructions: COOLER ID
FWGBKGMW-005c-0068-GF	7/24/12	1419		X					X							G							X				L343
FWGBKGMW-DUP1-0139-GW	7/24/12	1449		X					3							G							X		X	X	C10
~~FWGBKG~~ FWGFWGMW-014-0094-GW	7/24/12	1609		X					9	3	1		9			G	X		X	X	X	X	X	X	X	X	H113 *
FWGFWGMW-014-0094-GF	7/24/12	1609		X					1							G							X				H113

AD 7/24/12

Possible Hazard Identification: ☐ Non-Hazard ☐ Flammable ☐ Skin Irritant ☐ Poison B ☐ Unknown

Sample Disposal (A fee may be assessed if samples are retained longer than 1 month): ☐ Return to Client ☐ Disposal By Lab ☐ Archive For _____ Months

Special Instructions/QC Requirements & Comments: metals field filtered
Samples collected close to pick up may not meet temp req.

Relinquished by:	Company:	Date/Time:	Received by:	Company:	Date/Time:
[signature]	EQM	7/24/12 1830	RC [signature]	TAL-NC	7-24-12-1830
[signature]	TAL-NC	7-24-12-2005			
			Received in Laboratory by: [signature]	TAL	7/25/12 730

* MS/MSD Gamma & Gross α/β only

©2008 TestAmerica Laboratories, Inc. All rights reserved. TestAmerica & Design ™ are trademarks of TestAmerica Laboratories, Inc.

TAL 0018-1 (04/10)

8/29/2012

Chain of Custody Record

TestAmerica

THE LEADER IN ENVIRONMENTAL TESTING

TestAmerica Laboratory location: Canton, OH

Regulatory program: ☐ DW ☐ NPDES ☐ RCRA ☐ Other

TestAmerica Laboratories, Inc.

Client Contact			
Company Name: EQM	Client Project Manager: John Miller	Site Contact: Erik Corbin	Lab Contact: Mark Loeb
Address: 1800 Carillon Blvd	Telephone: (513) 825-7500 FAX 825-7495	Telephone: (513) 825-7500	Telephone: (330) 497-9396
City/State/Zip: Cincinnati, OH 45240	Email: e corbin @ eqm.com		
Phone: (513) 825-7500		TAT if different from below: Ped SOW ☒ 3 weeks ☐ 2 weeks ☐ 1 week ☐ 2 days ☐ 1 day	
Project Name: RVAAP-66 (OH)	Method of Shipment/Carrier: Lab pickup		
Project Number: 30174.0016.001.9.1	Shipping/Tracking No: NA		
PO#			

COC No: SAS072412

1 of ____ COCs

Analyses

Sample Identification	Sample Date	Sample Time	Matrix: Air	Aqueous	Sediment	Solid	Other:	Preservation: H2SO4	HNO3	HCl	NaOH	ZnAc/NaOH	Unpres	Other:	Filtered	Composite	VOCs (8260)	SVOCs (8270)	Metals (6010/6020/7470)	Explosives (8330) Propellants	PCBs (8082)	Pesticides (8081)	Cyanide (9012)	SVOC 1	Sample Specific Notes / Special Instructions:
FWGWBGMW-007C-0133-GW	072412	0901		✓						3			5		N	G	✓	✓		✓	✓			✓	Cooler A235
FWGWBGMW-007C-0133-GF	072412	0901		✓					1						Y	G			✓						Cooler A235
FWG Tecm 4-Trip	072412	0800		✓						3					N	G	✓								Cooler A235
FWGWBGMW-019-0136-GW	072412	1011		✓						3	1		9		N	G	✓	✓		✓	✓	✓	✓	✓	Cooler 220
FWGWBGMW-019-0136-GF	072412	1011		✓					1						Y	G			✓						Cooler 220
FWGWBGMW-018-0135-GW	072412	1141		✓						3	1		9		N	G	✓	✓		✓	✓	✓	✓	✓	Cooler EC9
FWGWBGMW-018-0135-GF	072412	1141		✓					1						Y	G			✓						Cooler EC9
FWGWBGMW-DUP8-0146-GW	072412	1241		✓						3	X**		9		N	G	✓	✓		✓	✓	✓	✓	F**	Cooler A519
FWGWBGMW-DUP8-0146-GF	072412	1241		✓					1						Y	G			✓						Cooler A519
FWGFWGMW-007-0087-GW	072412	1501		✓						3	1		9		N	G	✓	✓		✓	✓	✓	✓	✓	Cooler AD7

Possible Hazard Identification: ☒ Non-Hazard ☐ Flammable ☐ Skin Irritant ☐ Poison B ☐ Unknown

Sample Disposal (A fee may be assessed if samples are retained longer than 1 month): ☐ Return to Client ☒ Disposal By Lab ☐ Archive For ____ Months

Special Instructions/QC Requirements & Comments:
All metals samples are field filtered. All VOAs in cooler A235.
Temps may not meet requirements if sample collection is close to lab pickup time.

Relinquished by:	Company:	Date/Time:	Received by:	Company:	Date/Time:
[signature]	EQM	7/24/12 1830	[signature]	TAL-NC	7/24/12 1830
[signature]	TAL-NC	7-24-12 2000			
Relinquished by:	Company:	Date/Time:	Received in Laboratory by:	Company:	Date/Time:
			[signature]	TAL	7/25/12 730

©2008, TestAmerica Laboratories, Inc. All rights reserved.
TestAmerica & Design ™ are trademarks of TestAmerica Laboratories, Inc.

TAL-0018 (1008)

8/29/2012

Chain of Custody Record

TestAmerica

THE LEADER IN ENVIRONMENTAL TESTING

TestAmerica Laboratory location: Canton, OH

Regulatory program: ☐ DW ☐ NPDES ☐ RCRA ☐ Other

TestAmerica Laboratories, Inc.

Client Contact				
Company Name: EQM	Client Project Manager: John Miller	Site Contact: Erik Corbin	Lab Contact: Mark Loeb	COC No: SAS 072412
Address: 1800 Carillon Blvd	Telephone: (513) 825-7500 Fax 825-7495	Telephone: - Same	Telephone: (330) 497-9396	2 of ___ COCs
City/State/Zip: Cincinnati, OH 45240	Email: ecorbin@eqm.com		Analyses	
Phone: (513) 825-7500		TAT if different from below ___ per SOW ☒ 3 weeks ☐ 2 weeks ☐ 1 week ☐ 2 days ☐ 1 day		
Project Name: RVAAP-66 (OH)	Method of Shipment/Carrier: Lab pickup			
Project Number: 30174.0016.001.9.1	Shipping/Tracking No: NA			
PO #				

Sample Identification	Sample Date	Sample Time	Matrix: Air	Aqueous	Sediment	Solid	Other:	Preservation: H2SO4	HNO3	HCl	NaOH	ZnAc/NaOH	Unpres	Other:	Filtered Sample (Y/N)	Composited Sample (Y/N)	VOCs (8260)	SVOCs (8270)	PCBs (8082)	Pesticides (8081)	Metals (6010/6020/7470)	Explosives (8330)	Perchlorate	Cyanide (9012)	Sample Specific Notes / Special Instructions:
FWGFWGMW-007-0087-GF	072412	1501		✓					1						Y	G					✓				Cooler AD7
FWGFWGMW-006-0086-GW	072412	1637		✓						3	1		9		N	G	✓	✓	✓	✓		✓	✓	✓	Cooler L542
FWGFWGMW-006-0086-GF	072412	1637		✓					1						Y	G					✓				Cooler L542

AD 7/24/12

Possible Hazard Identification: ☒ Non-Hazard ☐ Flammable ☐ Skin Irritant ☐ Poison B ☐ Unknown

Sample Disposal (A fee may be assessed if samples are retained longer than 1 month): ☐ Return to Client ☒ Disposal By Lab ☐ Archive For ___ Months

Special Instructions/QC Requirements & Comments:

All metals are field filtered. All VOAs in cooler A235.

Temps may not meet requirements if sample collected on is close to pickup time

Relinquished by:	Company:	Date/Time:	Received by:	Company:	Date/Time:
[signature]	EQM	7/24/12 1630	[signature]	TAL-AC	7-24-12-1830
Relinquished by: [signature]	Company: TALAC	Date/Time: 7-24-12-2005	Received by:	Company:	Date/Time:
Relinquished by:	Company:	Date/Time:	Received in Laboratory by: [signature]	Company: TAL	Date/Time: 7/25/12 730

©2005, TestAmerica Laboratories, Inc. All rights reserved.
TestAmerica & Design ™ are trademarks of TestAmerica Laboratories, Inc.

TAL-0018 (1008)

TestAmerica North Canton Sample Receipt Form/Narrative Login # : 240-13468

Client EQM Site Name RVAAP By: Matthew Alford (Signature)

Cooler Received on 25 JUL 2012 Opened on 25 JUL 2012

FedEx: 1st Grd Exp UPS FAS Stetson Client Drop Off TestAmerica Courier Other

TestAmerica Cooler # BAK Foam Box Client Cooler Box Other

Packing material used: Bubble Wrap Foam Plastic Bag None Other

COOLANT: Wet Ice Blue Ice Dry Ice Water None

SMITH LIVENGOOD BURNS

1. Cooler temperature upon receipt

IR GUN# 1	(CF 0°C) Observed Sample Temp. ____ °C	Corrected Sample Temp. ____ °C	
IR GUN# 4G	(CF −1°C) Observed Sample Temp. ____ °C	Corrected Sample Temp. ____ °C	
IR GUN# 5G	(CF −1°C) Observed Sample Temp. ____ °C	Corrected Sample Temp. ____ °C	
IR GUN# 8	(CF 0°C) Observed Sample Temp. ____ °C	Corrected Sample Temp. ____ °C	

X Multiple on Back

2. Were custody seals on the outside of the cooler(s)? If Yes Quantity 28	Yes No
-Were custody seals on the outside of the cooler(s) signed & dated?	Yes No NA
-Were custody seals on the bottle(s)?	Yes No
3. Shippers' packing slip attached to the cooler(s)?	Yes No
4. Did custody papers accompany the sample(s)?	Yes No
5. Were the custody papers relinquished & signed in the appropriate place?	Yes No
6. Did all bottles arrive in good condition (Unbroken)?	Yes No
7. Could all bottle labels be reconciled with the COC?	Yes No
8. Were correct bottle(s) used for the test(s) indicated?	Yes No
9. Sufficient quantity received to perform indicated analyses?	Yes No
10. Were sample(s) at the correct pH upon receipt?	Yes No NA
11. Were VOAs on the COC?	Yes No
12. Were air bubbles >6 mm in any VOA vials?	Yes No NA
13. Was a trip blank present in the cooler(s)?	Yes No

Contacted PM ____ Date ____ by ____ via Verbal Voice Mail Other

Concerning ____

14. CHAIN OF CUSTODY & SAMPLE DISCREPANCIES

15. SAMPLE CONDITION

Sample(s) ____ were received after the recommended holding time had expired.

Sample(s) ____ were received in a broken container.

Sample(s) ____ were received with bubble >6 mm in diameter. (Notify PM)

16. SAMPLE PRESERVATION

Sample(s) _____ were further preserved in Sample Receiving to meet recommended pH level(s). Nitric Acid Lot# 110410-HNO3; Sulfuric Acid Lot# 041911-H2SO4; Sodium Hydroxide Lot# 121809 - NaOH; Hydrochloric Acid Lot# 041911-HCl; Sodium Hydroxide and Zinc Acetate Lot# 100108-(CH3COO)2ZN/NaOH. What time was preservative added to sample(s)? _____

Client ID	pH	Date	Initials

TestAmerica Multiple Cooler Receipt Form/Narrative — Lot Number: 240-13468
North Canton Facility

Cooler #	Temp °C	Method	Coolant	Comments
ZAPPA	1.2 — 1.2	IR	WET ICE	GUN#8
CLETUS	1.2 — 1.2			
A235	1.8 — 1.8			
Z20	2.1 — 2.1			
EC9	1.6 — 1.6			
A519	1.8 — 1.8			
AD7	1.2 — 1.2			
L542	1.0 — 1.0			
H113	1.2 — 0.2			GUN#46
C10	3.2 — 2.2			
L343	2.4 — 1.4			
SR3	1.0 — 0.0			
C99	1.0 — 0.0			GUN#56
EC1	1.4 — 0.4			
ID27	1.2 — 0.2			
13	1.0 — 0.0			
311	2.6 — 2.6			GUN#1
C222	1.6 — 0.6			GUN#56
CLIENT	3.0 — 3.0			GUN#8
C119	4.2 — 4.2			GUN#1
404	3.7 — 3.7			
A328	2.9 — 2.9			
L279	2.2 — 2.2			
L474	3.5 — 3.5			
L890	2.4 — 2.4			
L728	2.2 — 2.2			
A392	3.6 — 3.6			
TA10	5.6 — 5.6			

TestAmerica Multiple Cooler Receipt Form/Narrative Lot Number:_____
North Canton Facility

Client ID	pH	Date	Initials
0094GF	<2	7-25-12	TLS
0094GW	>12 <2<2<2<2<2<2<2<2		
DUP7-0145GW	<2		
0137GF	<2		
0137GW	>12		
0133GF	<2		
0136GW	>12		
0136GF	<2		
0135GW	>12		
0135GF	<2		
0146GF	<2		
0087GW	>12		
0087GF	<2		
0086GW	>12		
0086GF	<2		
0106GW	<2<2		
DUP5 0143GW	<2<2		
~~DUP5~~ 0138GF	<2		
0138GW	>12		
0134GF	<2		
0132GF	<2		
0071GF	<2		
0071GW	>12		
0100GF	<2		
0100GW	>12		
0099GF	<2		
0099GW	>12		
0155GW	<2<2>12<2<2<2		
0130GF	<2<2<2		
0130GW	<2<2<2		
0108GF	<2		
0108GW	<2>12		
0103GW	<2		
0103GF	<2		
0115GW	<2		
DUP3 0140GF	<2		
DUP2 0140GW	>12		
0073GF	<2		
TLS ~~0073GW~~	~~>12~~		

TestAmerica Multiple Cooler Receipt Form/Narrative — Lot Number: 240-13468
North Canton Facility

Client ID	pH	Date	Initials
0072 GF	<2	7-25-12	TCS
Dup 50143 GW	<2 <2	7-25-12	
0073 GW	>12	7-25-12	
Dup 0139 GW	<2 <2 <2		
~~0068~~			
0068 GF	<2		
0068 GW	<2 <2 <2		

Client: Environmental Quality Mgt., Inc.
Project/Site: RVAAP (OH)

TestAmerica Job ID: 240-13468-1

Client Sample ID: FWG TEAM #1 TRIP
Date Collected: 07/24/12 08:00
Date Received: 07/25/12 07:30

Lab Sample ID: 240-13468-1
Matrix: Water

Method: 8260B/DoD - Volatile Organic Compounds (GC/MS)

Analyte	Result	Qualifier	LOQ	LOD	DL	Unit	D	Analyzed	Dil Fac
1,1,1-Trichloroethane	0.25	U	1.0	0.25	0.22	ug/L		07/27/12 13:11	1
1,1,2,2-Tetrachloroethane	0.25	U	1.0	0.25	0.18	ug/L		07/27/12 13:11	1
1,1,2-Trichloroethane	0.50	U	1.0	0.50	0.27	ug/L		07/27/12 13:11	1
1,1-Dichloroethane	0.25	U	1.0	0.25	0.15	ug/L		07/27/12 13:11	1
1,1-Dichloroethene	0.25	U	1.0	0.25	0.19	ug/L		07/27/12 13:11	1
1,2-Dichloroethane	0.25	U	1.0	0.25	0.22	ug/L		07/27/12 13:11	1
1,2-Dichloroethene, Total	0.50	U	2.0	0.50	0.34	ug/L		07/27/12 13:11	1
1,2-Dichloropropane	0.25	U	1.0	0.25	0.18	ug/L		07/27/12 13:11	1
2-Hexanone	0.50	U	10	0.50	0.41	ug/L		07/27/12 13:11	1
Bromochloromethane	0.50	U	1.0	0.50	0.29	ug/L		07/27/12 13:11	1
Acetone	**3.9**	**J**	10	1.1	1.1	ug/L		07/27/12 13:11	1
Benzene	0.25	U	1.0	0.25	0.13	ug/L		07/27/12 13:11	1
Bromoform	0.64	U	1.0	0.64	0.64	ug/L		07/27/12 13:11	1
Bromomethane	0.50	U	1.0	0.50	0.41	ug/L		07/27/12 13:11	1
Carbon disulfide	0.25	U	1.0	0.25	0.13	ug/L		07/27/12 13:11	1
Carbon tetrachloride	0.25	U	1.0	0.25	0.13	ug/L		07/27/12 13:11	1
Chlorobenzene	0.25	U	1.0	0.25	0.15	ug/L		07/27/12 13:11	1
Chloroethane	0.50	U	1.0	0.50	0.29	ug/L		07/27/12 13:11	1
Chloroform	0.25	U	1.0	0.25	0.16	ug/L		07/27/12 13:11	1
Chloromethane	0.50	U	1.0	0.50	0.30	ug/L		07/27/12 13:11	1
cis-1,2-Dichloroethene	0.25	U	1.0	0.25	0.17	ug/L		07/27/12 13:11	1
cis-1,3-Dichloropropene	0.25	U	1.0	0.25	0.14	ug/L		07/27/12 13:11	1
Bromodichloromethane	0.25	U	1.0	0.25	0.15	ug/L		07/27/12 13:11	1
Ethylbenzene	0.25	U	1.0	0.25	0.17	ug/L		07/27/12 13:11	1
1,2-Dibromoethane	0.25	U	1.0	0.25	0.24	ug/L		07/27/12 13:11	1
m-Xylene & p-Xylene	0.50	U	2.0	0.50	0.24	ug/L		07/27/12 13:11	1
2-Butanone (MEK)	0.57	U	10	0.57	0.57	ug/L		07/27/12 13:11	1
4-Methyl-2-pentanone (MIBK)	0.50	U	10	0.50	0.32	ug/L		07/27/12 13:11	1
Methylene Chloride	0.50	U	1.0	0.50	0.33	ug/L		07/27/12 13:11	1
o-Xylene	0.25	U	1.0	0.25	0.14	ug/L		07/27/12 13:11	1
Styrene	0.25	U	1.0	0.25	0.11	ug/L		07/27/12 13:11	1
Tetrachloroethene	0.50	U	1.0	0.50	0.29	ug/L		07/27/12 13:11	1
Toluene	0.25	U	1.0	0.25	0.13	ug/L		07/27/12 13:11	1
trans-1,2-Dichloroethene	0.25	U	1.0	0.25	0.19	ug/L		07/27/12 13:11	1
trans-1,3-Dichloropropene	0.25	U	1.0	0.25	0.19	ug/L		07/27/12 13:11	1
Trichloroethene	0.25	U	1.0	0.25	0.17	ug/L		07/27/12 13:11	1
Vinyl chloride	0.25	U	1.0	0.25	0.22	ug/L		07/27/12 13:11	1
Xylenes, Total	0.75	U	2.0	0.75	0.28	ug/L		07/27/12 13:11	1
Dibromochloromethane	0.25	U	1.0	0.25	0.18	ug/L		07/27/12 13:11	1

Surrogate	*%Recovery*	*Qualifier*	*Limits*	*Prepared*	*Analyzed*	*Dil Fac*
1,2-Dichloroethane-d4 (Surr)	*108*		*70 - 120*		*07/27/12 13:11*	*1*
4-Bromofluorobenzene (Surr)	*89*		*75 - 120*		*07/27/12 13:11*	*1*
Toluene-d8 (Surr)	*89*		*85 - 120*		*07/27/12 13:11*	*1*
Dibromofluoromethane (Surr)	*100*		*85 - 115*		*07/27/12 13:11*	*1*

Client Sample ID: FWGLL12MW-245C-0106-GW
Date Collected: 07/24/12 09:30
Date Received: 07/25/12 07:30

Lab Sample ID: 240-13468-2
Matrix: Water

Method: 8260B/DoD - Volatile Organic Compounds (GC/MS)

Analyte	Result	Qualifier	LOQ	LOD	DL	Unit	D	Analyzed	Dil Fac
1,1,1-Trichloroethane	0.25	U	1.0	0.25	0.22	ug/L		07/27/12 13:33	1
1,1,2,2-Tetrachloroethane	0.25	U	1.0	0.25	0.18	ug/L		07/27/12 13:33	1
1,1,2-Trichloroethane	0.50	U	1.0	0.50	0.27	ug/L		07/27/12 13:33	1
1,1-Dichloroethane	0.25	U	1.0	0.25	0.15	ug/L		07/27/12 13:33	1
1,1-Dichloroethene	0.25	U	1.0	0.25	0.19	ug/L		07/27/12 13:33	1
1,2-Dichloroethane	0.25	U	1.0	0.25	0.22	ug/L		07/27/12 13:33	1
1,2-Dichloroethene, Total	0.50	U	2.0	0.50	0.34	ug/L		07/27/12 13:33	1
1,2-Dichloropropane	0.25	U	1.0	0.25	0.18	ug/L		07/27/12 13:33	1
2-Hexanone	0.50	U	10	0.50	0.41	ug/L		07/27/12 13:33	1
Bromochloromethane	0.50	U	1.0	0.50	0.29	ug/L		07/27/12 13:33	1
Acetone	**1.6**	**J**	10	1.1	1.1	ug/L		07/27/12 13:33	1
Benzene	0.25	U	1.0	0.25	0.13	ug/L		07/27/12 13:33	1
Bromoform	0.64	U	1.0	0.64	0.64	ug/L		07/27/12 13:33	1
Bromomethane	0.50	U	1.0	0.50	0.41	ug/L		07/27/12 13:33	1
Carbon disulfide	0.25	U	1.0	0.25	0.13	ug/L		07/27/12 13:33	1
Carbon tetrachloride	0.25	U	1.0	0.25	0.13	ug/L		07/27/12 13:33	1
Chlorobenzene	0.25	U	1.0	0.25	0.15	ug/L		07/27/12 13:33	1
Chloroethane	0.50	U	1.0	0.50	0.29	ug/L		07/27/12 13:33	1
Chloroform	0.25	U	1.0	0.25	0.16	ug/L		07/27/12 13:33	1
Chloromethane	0.50	U	1.0	0.50	0.30	ug/L		07/27/12 13:33	1
cis-1,2-Dichloroethene	0.25	U	1.0	0.25	0.17	ug/L		07/27/12 13:33	1
cis-1,3-Dichloropropene	0.25	U	1.0	0.25	0.14	ug/L		07/27/12 13:33	1
Bromodichloromethane	0.25	U	1.0	0.25	0.15	ug/L		07/27/12 13:33	1
Ethylbenzene	0.25	U	1.0	0.25	0.17	ug/L		07/27/12 13:33	1
1,2-Dibromoethane	0.25	U	1.0	0.25	0.24	ug/L		07/27/12 13:33	1
m-Xylene & p-Xylene	0.50	U	2.0	0.50	0.24	ug/L		07/27/12 13:33	1
2-Butanone (MEK)	0.57	U	10	0.57	0.57	ug/L		07/27/12 13:33	1
4-Methyl-2-pentanone (MIBK)	0.50	U	10	0.50	0.32	ug/L		07/27/12 13:33	1
Methylene Chloride	0.50	U	1.0	0.50	0.33	ug/L		07/27/12 13:33	1
o-Xylene	0.25	U	1.0	0.25	0.14	ug/L		07/27/12 13:33	1
Styrene	0.25	U	1.0	0.25	0.11	ug/L		07/27/12 13:33	1
Tetrachloroethene	0.50	U	1.0	0.50	0.29	ug/L		07/27/12 13:33	1
Toluene	0.25	U	1.0	0.25	0.13	ug/L		07/27/12 13:33	1
trans-1,2-Dichloroethene	0.25	U	1.0	0.25	0.19	ug/L		07/27/12 13:33	1
trans-1,3-Dichloropropene	0.25	U	1.0	0.25	0.19	ug/L		07/27/12 13:33	1
Trichloroethene	0.25	U	1.0	0.25	0.17	ug/L		07/27/12 13:33	1
Vinyl chloride	0.25	U	1.0	0.25	0.22	ug/L		07/27/12 13:33	1
Xylenes, Total	0.75	U	2.0	0.75	0.28	ug/L		07/27/12 13:33	1
Dibromochloromethane	0.25	U	1.0	0.25	0.18	ug/L		07/27/12 13:33	1

Surrogate	*%Recovery*	*Qualifier*	*Limits*	*Prepared*	*Analyzed*	*Dil Fac*
1,2-Dichloroethane-d4 (Surr)	*110*		*70 - 120*		*07/27/12 13:33*	*1*
4-Bromofluorobenzene (Surr)	*89*		*75 - 120*		*07/27/12 13:33*	*1*
Toluene-d8 (Surr)	*84*	*Q*	*85 - 120*		*07/27/12 13:33*	*1*
Dibromofluoromethane (Surr)	*94*		*85 - 115*		*07/27/12 13:33*	*1*

Method: 8081/DOD - Organochlorine Pesticides (GC)

Analyte	Result	Qualifier	LOQ	LOD	DL	Unit	D	Analyzed	Dil Fac
4,4'-DDD	0.010	U	0.052	0.010	0.0099	ug/L		08/02/12 18:36	1
4,4'-DDE	0.010	U	0.052	0.010	0.010	ug/L		08/02/12 18:36	1

Client Sample ID: FWGLL12MW-245C-0106-GW
Date Collected: 07/24/12 09:30
Date Received: 07/25/12 07:30

Lab Sample ID: 240-13468-2
Matrix: Water

Method: 8081/DOD - Organochlorine Pesticides (GC) (Continued)

Analyte	Result	Qualifier	LOQ	LOD	DL	Unit	D	Analyzed	Dil Fac
4,4'-DDT	0.031	U	0.052	0.031	0.016	ug/L		08/02/12 18:36	1
Aldrin	0.010	U	0.031	0.010	0.0085	ug/L		08/02/12 18:36	1
alpha-BHC	0.010	U	0.031	0.010	0.0072	ug/L		08/02/12 18:36	1
alpha-Chlordane	0.014	U	0.052	0.014	0.014	ug/L		08/02/12 18:36	1
beta-BHC	0.010	U	0.052	0.010	0.0087	ug/L		08/02/12 18:36	1
delta-BHC	0.010	U	0.052	0.010	0.0090	ug/L		08/02/12 18:36	1
Dieldrin	0.010	U	0.031	0.010	0.0077	ug/L		08/02/12 18:36	1
Endosulfan I	0.013	U	0.052	0.013	0.013	ug/L		08/02/12 18:36	1
Endosulfan II	0.012	U	0.052	0.012	0.012	ug/L		08/02/12 18:36	1
Endosulfan sulfate	0.011	U	0.052	0.011	0.011	ug/L		08/02/12 18:36	1
Endrin	0.011	U	0.052	0.011	0.011	ug/L		08/02/12 18:36	1
Endrin aldehyde	0.011	U	0.052	0.011	0.011	ug/L		08/02/12 18:36	1
Endrin ketone	0.010	U	0.052	0.010	0.0080	ug/L		08/02/12 18:36	1
gamma-BHC (Lindane)	0.010	U	0.052	0.010	0.0066	ug/L		08/02/12 18:36	1
gamma-Chlordane	0.012	U	0.052	0.012	0.012	ug/L		08/02/12 18:36	1
Heptachlor	0.010	U	0.031	0.010	0.0082	ug/L		08/02/12 18:36	1
Heptachlor epoxide	0.010	U	0.031	0.010	0.0073	ug/L		08/02/12 18:36	1
Methoxychlor	0.033	U	0.10	0.033	0.033	ug/L		08/02/12 18:36	1
Toxaphene	0.52	U	2.1	0.52	0.33	ug/L		08/02/12 18:36	1

Surrogate	*%Recovery*	*Qualifier*	*Limits*	*Prepared*	*Analyzed*	*Dil Fac*
DCB Decachlorobiphenyl	*34*		*30 - 135*	*07/26/12 10:01*	*08/02/12 18:36*	*1*
DCB Decachlorobiphenyl	*54*		*30 - 135*	*07/26/12 10:01*	*08/02/12 18:36*	*1*
Tetrachloro-m-xylene	*53*		*25 - 140*	*07/26/12 10:01*	*08/02/12 18:36*	*1*
Tetrachloro-m-xylene	*67*		*25 - 140*	*07/26/12 10:01*	*08/02/12 18:36*	*1*

Method: 8082/DOD - Polychlorinated Biphenyls (PCBs) by Gas Chromatography

Analyte	Result	Qualifier	LOQ	LOD	DL	Unit	D	Analyzed	Dil Fac
Aroclor-1016	0.21	U	0.52	0.21	0.18	ug/L		07/31/12 20:42	1
Aroclor-1221	0.21	U	0.52	0.21	0.13	ug/L		07/31/12 20:42	1
Aroclor-1232	0.21	U	0.52	0.21	0.16	ug/L		07/31/12 20:42	1
Aroclor-1242	0.41	U	0.52	0.41	0.23	ug/L		07/31/12 20:42	1
Aroclor-1248	0.21	U	0.52	0.21	0.10	ug/L		07/31/12 20:42	1
Aroclor-1254	0.21	U	0.52	0.21	0.16	ug/L		07/31/12 20:42	1
Aroclor-1260	0.21	U	0.52	0.21	0.18	ug/L		07/31/12 20:42	1

Surrogate	*%Recovery*	*Qualifier*	*Limits*	*Prepared*	*Analyzed*	*Dil Fac*
Tetrachloro-m-xylene	*58*		*40 - 140*	*07/26/12 10:12*	*07/31/12 20:42*	*1*
Tetrachloro-m-xylene	*61*		*40 - 140*	*07/26/12 10:12*	*07/31/12 20:42*	*1*
DCB Decachlorobiphenyl	*40*		*40 - 135*	*07/26/12 10:12*	*07/31/12 20:42*	*1*
DCB Decachlorobiphenyl	*42*		*40 - 135*	*07/26/12 10:12*	*07/31/12 20:42*	*1*

Method: 8330 (Modified) - Organic Compounds by UV/HPLC - Dissolved

Analyte	Result	Qualifier	LOQ	LOD	DL	Unit	D	Analyzed	Dil Fac
Nitroguanidine	6.0	U	20	6.0	2.4	ug/L		07/31/12 11:21	1

Method: 8330/8330A - Nitroaromatics & Nitramines: Explosives (8330/A)

Analyte	Result	Qualifier	LOQ	LOD	DL	Unit	D	Analyzed	Dil Fac
Nitroglycerin	0.50	U	0.65	0.50	0.33	ug/L		08/02/12 08:38	1
PETN	0.50	U	0.65	0.50	0.30	ug/L		08/02/12 08:38	1
2-Amino-4,6-dinitrotoluene	0.10	U	0.20	0.10	0.017	ug/L		08/02/12 08:38	1

Client: Environmental Quality Mgt., Inc.
Project/Site: RVAAP (OH)

TestAmerica Job ID: 240-13468-1

Client Sample ID: FWGLL12MW-245C-0106-GW
Date Collected: 07/24/12 09:30
Date Received: 07/25/12 07:30

Lab Sample ID: 240-13468-2
Matrix: Water

Method: 8330/8330A - Nitroaromatics & Nitramines: Explosives (8330/A) (Continued)

Analyte	Result	Qualifier	LOQ	LOD	DL	Unit	D	Analyzed	Dil Fac
4-Amino-2,6-dinitrotoluene	0.10 U		0.10	0.10	0.050	ug/L		08/02/12 08:38	1
1,3-Dinitrobenzene	0.10 U		0.10	0.10	0.050	ug/L		08/02/12 08:38	1
2,4-Dinitrotoluene	0.10 U		0.10	0.10	0.050	ug/L		08/02/12 08:38	1
2,6-Dinitrotoluene	0.10 U		0.10	0.10	0.050	ug/L		08/02/12 08:38	1
HMX	0.050 U		0.10	0.050	0.036	ug/L		08/02/12 08:38	1
Nitrobenzene	0.10 U		0.10	0.10	0.050	ug/L		08/02/12 08:38	1
2-Nitrotoluene	0.10 U		0.50	0.10	0.088	ug/L		08/02/12 08:38	1
3-Nitrotoluene	0.10 U		0.50	0.10	0.057	ug/L		08/02/12 08:38	1
4-Nitrotoluene	0.10 U		0.65	0.10	0.088	ug/L		08/02/12 08:38	1
RDX	0.050 U		0.10	0.050	0.036	ug/L		08/02/12 08:38	1
Tetryl	0.10 U		0.10	0.10	0.050	ug/L		08/02/12 08:38	1
1,3,5-Trinitrobenzene	0.050 U		0.10	0.050	0.030	ug/L		08/02/12 08:38	1
2,4,6-Trinitrotoluene	0.10 U		0.10	0.10	0.050	ug/L		08/02/12 08:38	1

Surrogate	*%Recovery*	*Qualifier*	*Limits*	*Prepared*	*Analyzed*	*Dil Fac*
3,4-Dinitrotoluene	*100*		*79 - 111*	*07/30/12 06:30*	*08/02/12 08:38*	*1*

General Chemistry

Analyte	Result	Qualifier	LOQ	LOD	DL	Unit	D	Analyzed	Dil Fac
Nitrate-Nitrite	**0.050**		0.050	0.012	0.0053	mg/L		08/08/12 11:10	1
Nitrocellulose	1.0 U		2.0	1.0	0.48	mg/L		08/09/12 12:22	1

Client: Environmental Quality Mgt., Inc.
Project/Site: RVAAP (OH)

TestAmerica Job ID: 240-13468-1

Client Sample ID: FWGLL12MW-245C-0106-GF
Date Collected: 07/24/12 09:30
Date Received: 07/25/12 07:30

Lab Sample ID: 240-13468-3
Matrix: Water

Method: 6010B/DOD - Metals (ICP) - Total Recoverable

Analyte	Result	Qualifier	LOQ	LOD	DL	Unit	D	Analyzed	Dil Fac
Arsenic	9.9	J	10	10	3.3	ug/L		08/10/12 18:54	1
Chromium	7.6		7.0	4.0	1.4	ug/L		08/10/12 18:54	1
Cobalt	5.0	J	7.0	4.0	1.5	ug/L		08/10/12 18:54	1
Lead	3.3	J	10	5.0	1.7	ug/L		08/10/12 18:54	1
Selenium	10	U	15	10	4.0	ug/L		08/10/12 18:54	1
Silver	5.0	U	7.0	5.0	1.7	ug/L		08/10/12 18:54	1
Vanadium	6.4	J	7.0	4.0	1.3	ug/L		08/10/12 18:54	1
Barium	43	J	200	5.0	2.8	ug/L		08/10/12 18:54	1
Calcium	150000		5000	1000	630	ug/L		08/10/12 18:54	1
Copper	8.7	J	25	10	4.4	ug/L		08/10/12 18:54	1
Magnesium	70000		5000	300	120	ug/L		08/10/12 18:54	1
Manganese	180		15	5.0	1.8	ug/L		08/10/12 18:54	1
Nickel	12	J	40	5.0	2.2	ug/L		08/10/12 18:54	1
Potassium	5000		5000	900	300	ug/L		08/10/12 18:54	1

Method: 6020/DOD - Metals (ICP/MS) - Total Recoverable

Analyte	Result	Qualifier	LOQ	LOD	DL	Unit	D	Analyzed	Dil Fac
Aluminum	4000		60	60	20	ug/L		08/07/12 13:40	1
Antimony	0.73	J	2.0	0.50	0.21	ug/L		08/07/12 13:40	1
Beryllium	0.19	J	1.0	0.10	0.033	ug/L		08/07/12 13:40	1
Cadmium	0.099	J	2.0	0.070	0.023	ug/L		08/07/12 13:40	1
Iron	7800		150	100	44	ug/L		08/07/12 13:40	1
Sodium	23000		1000	400	160	ug/L		08/07/12 13:40	1
Thallium	1.0	U	2.0	1.0	0.32	ug/L		08/07/12 13:40	1
Zinc	29	J	40	20	8.8	ug/L		08/07/12 13:40	1

Method: 7470A/DOD - Mercury (CVAA)

Analyte	Result	Qualifier	LOQ	LOD	DL	Unit	D	Analyzed	Dil Fac
Hg	0.20	U	0.20	0.20	0.12	ug/L		07/27/12 11:31	1

Client Sample ID: FWGLL12MW-DUP5-0143-GW
Date Collected: 07/24/12 11:00
Date Received: 07/25/12 07:30

Lab Sample ID: 240-13468-4
Matrix: Water

Method: 8260B/DoD - Volatile Organic Compounds (GC/MS)

Analyte	Result	Qualifier	LOQ	LOD	DL	Unit	D	Analyzed	Dil Fac
1,1,1-Trichloroethane	0.25	U	1.0	0.25	0.22	ug/L		07/27/12 13:55	1
1,1,2,2-Tetrachloroethane	0.25	U	1.0	0.25	0.18	ug/L		07/27/12 13:55	1
1,1,2-Trichloroethane	0.50	U	1.0	0.50	0.27	ug/L		07/27/12 13:55	1
1,1-Dichloroethane	0.25	U	1.0	0.25	0.15	ug/L		07/27/12 13:55	1
1,1-Dichloroethene	0.25	U	1.0	0.25	0.19	ug/L		07/27/12 13:55	1
1,2-Dichloroethane	0.25	U	1.0	0.25	0.22	ug/L		07/27/12 13:55	1
1,2-Dichloroethene, Total	0.50	U	2.0	0.50	0.34	ug/L		07/27/12 13:55	1
1,2-Dichloropropane	0.25	U	1.0	0.25	0.18	ug/L		07/27/12 13:55	1
2-Hexanone	0.50	U	10	0.50	0.41	ug/L		07/27/12 13:55	1
Bromochloromethane	0.50	U	1.0	0.50	0.29	ug/L		07/27/12 13:55	1
Acetone	**1.8**	**J**	10	1.1	1.1	ug/L		07/27/12 13:55	1
Benzene	0.25	U	1.0	0.25	0.13	ug/L		07/27/12 13:55	1
Bromoform	0.64	U	1.0	0.64	0.64	ug/L		07/27/12 13:55	1
Bromomethane	0.50	U	1.0	0.50	0.41	ug/L		07/27/12 13:55	1
Carbon disulfide	0.25	U	1.0	0.25	0.13	ug/L		07/27/12 13:55	1
Carbon tetrachloride	0.25	U	1.0	0.25	0.13	ug/L		07/27/12 13:55	1
Chlorobenzene	0.25	U	1.0	0.25	0.15	ug/L		07/27/12 13:55	1
Chloroethane	0.50	U	1.0	0.50	0.29	ug/L		07/27/12 13:55	1
Chloroform	0.25	U	1.0	0.25	0.16	ug/L		07/27/12 13:55	1
Chloromethane	0.50	U	1.0	0.50	0.30	ug/L		07/27/12 13:55	1
cis-1,2-Dichloroethene	0.25	U	1.0	0.25	0.17	ug/L		07/27/12 13:55	1
cis-1,3-Dichloropropene	0.25	U	1.0	0.25	0.14	ug/L		07/27/12 13:55	1
Bromodichloromethane	0.25	U	1.0	0.25	0.15	ug/L		07/27/12 13:55	1
Ethylbenzene	0.25	U	1.0	0.25	0.17	ug/L		07/27/12 13:55	1
1,2-Dibromoethane	0.25	U	1.0	0.25	0.24	ug/L		07/27/12 13:55	1
m-Xylene & p-Xylene	0.50	U	2.0	0.50	0.24	ug/L		07/27/12 13:55	1
2-Butanone (MEK)	0.57	U	10	0.57	0.57	ug/L		07/27/12 13:55	1
4-Methyl-2-pentanone (MIBK)	0.50	U	10	0.50	0.32	ug/L		07/27/12 13:55	1
Methylene Chloride	0.50	U	1.0	0.50	0.33	ug/L		07/27/12 13:55	1
o-Xylene	0.25	U	1.0	0.25	0.14	ug/L		07/27/12 13:55	1
Styrene	0.25	U	1.0	0.25	0.11	ug/L		07/27/12 13:55	1
Tetrachloroethene	0.50	U	1.0	0.50	0.29	ug/L		07/27/12 13:55	1
Toluene	0.25	U	1.0	0.25	0.13	ug/L		07/27/12 13:55	1
trans-1,2-Dichloroethene	0.25	U	1.0	0.25	0.19	ug/L		07/27/12 13:55	1
trans-1,3-Dichloropropene	0.25	U	1.0	0.25	0.19	ug/L		07/27/12 13:55	1
Trichloroethene	0.25	U	1.0	0.25	0.17	ug/L		07/27/12 13:55	1
Vinyl chloride	0.25	U	1.0	0.25	0.22	ug/L		07/27/12 13:55	1
Xylenes, Total	0.75	U	2.0	0.75	0.28	ug/L		07/27/12 13:55	1
Dibromochloromethane	0.25	U	1.0	0.25	0.18	ug/L		07/27/12 13:55	1

Surrogate	*%Recovery*	*Qualifier*	*Limits*	*Prepared*	*Analyzed*	*Dil Fac*
1,2-Dichloroethane-d4 (Surr)	*117*		*70 - 120*		*07/27/12 13:55*	*1*
4-Bromofluorobenzene (Surr)	*91*		*75 - 120*		*07/27/12 13:55*	*1*
Toluene-d8 (Surr)	*87*		*85 - 120*		*07/27/12 13:55*	*1*
Dibromofluoromethane (Surr)	*100*		*85 - 115*		*07/27/12 13:55*	*1*

Method: 8330 (Modified) - Organic Compounds by UV/HPLC - Dissolved

Analyte	Result	Qualifier	LOQ	LOD	DL	Unit	D	Analyzed	Dil Fac
Nitroguanidine	6.0	U	20	6.0	2.4	ug/L		07/31/12 11:35	1

Client: Environmental Quality Mgt., Inc.
Project/Site: RVAAP (OH)

TestAmerica Job ID: 240-13468-1

Client Sample ID: FWGLL12MW-DUP5-0143-GW
Date Collected: 07/24/12 11:00
Date Received: 07/25/12 07:30

Lab Sample ID: 240-13468-4
Matrix: Water

Method: 8330/8330A - Nitroaromatics & Nitramines: Explosives (8330/A)

Analyte	Result	Qualifier	LOQ	LOD	DL	Unit	D	Analyzed	Dil Fac
Nitroglycerin	0.53 U		0.69	0.53	0.35	ug/L		08/02/12 09:18	1.06
PETN	0.53 U		0.69	0.53	0.32	ug/L		08/02/12 09:18	1.06
2-Amino-4,6-dinitrotoluene	0.11 U		0.21	0.11	0.018	ug/L		08/02/12 09:18	1.06
4-Amino-2,6-dinitrotoluene	0.11 U		0.11	0.11	0.053	ug/L		08/02/12 09:18	1.06
1,3-Dinitrobenzene	0.11 U		0.11	0.11	0.053	ug/L		08/02/12 09:18	1.06
2,4-Dinitrotoluene	0.11 U		0.11	0.11	0.053	ug/L		08/02/12 09:18	1.06
2,6-Dinitrotoluene	0.11 U		0.11	0.11	0.053	ug/L		08/02/12 09:18	1.06
HMX	0.053 U		0.11	0.053	0.038	ug/L		08/02/12 09:18	1.06
Nitrobenzene	0.11 U		0.11	0.11	0.053	ug/L		08/02/12 09:18	1.06
2-Nitrotoluene	0.11 U		0.53	0.11	0.093	ug/L		08/02/12 09:18	1.06
3-Nitrotoluene	0.11 U		0.53	0.11	0.060	ug/L		08/02/12 09:18	1.06
4-Nitrotoluene	0.11 U		0.69	0.11	0.093	ug/L		08/02/12 09:18	1.06
RDX	0.053 U		0.11	0.053	0.038	ug/L		08/02/12 09:18	1.06
Tetryl	0.11 U		0.11	0.11	0.053	ug/L		08/02/12 09:18	1.06
1,3,5-Trinitrobenzene	0.053 U		0.11	0.053	0.032	ug/L		08/02/12 09:18	1.06
2,4,6-Trinitrotoluene	0.11 U		0.11	0.11	0.053	ug/L		08/02/12 09:18	1.06

Surrogate	*%Recovery*	*Qualifier*	*Limits*	*Prepared*	*Analyzed*	*Dil Fac*
3,4-Dinitrotoluene	*101*		*79 - 111*	*07/30/12 06:30*	*08/02/12 09:18*	*1.06*

General Chemistry

Analyte	Result	Qualifier	LOQ	LOD	DL	Unit	D	Analyzed	Dil Fac
Nitrate-Nitrite	**0.055**		0.050	0.012	0.0053	mg/L		08/08/12 11:12	1
Nitrocellulose	1.0 U		2.0	1.0	0.48	mg/L		08/09/12 12:24	1

Client Sample ID: FWGLL12MW-DUP5-0143-GF
Date Collected: 07/24/12 11:00
Date Received: 07/25/12 07:30

Lab Sample ID: 240-13468-5
Matrix: Water

Method: 6010B/DOD - Metals (ICP) - Total Recoverable

Analyte	Result	Qualifier	LOQ	LOD	DL	Unit	D	Analyzed	Dil Fac
Arsenic	10		10	10	3.3	ug/L		08/10/12 18:50	1
Chromium	7.2		7.0	4.0	1.4	ug/L		08/10/12 18:50	1
Cobalt	5.1	J	7.0	4.0	1.5	ug/L		08/10/12 18:50	1
Lead	3.0	J	10	5.0	1.7	ug/L		08/10/12 18:50	1
Selenium	10	U	15	10	4.0	ug/L		08/10/12 18:50	1
Silver	5.0	U	7.0	5.0	1.7	ug/L		08/10/12 18:50	1
Vanadium	5.5	J	7.0	4.0	1.3	ug/L		08/10/12 18:50	1
Barium	43	J	200	5.0	2.8	ug/L		08/10/12 18:50	1
Calcium	140000		5000	1000	630	ug/L		08/10/12 18:50	1
Copper	8.1	J	25	10	4.4	ug/L		08/10/12 18:50	1
Magnesium	69000		5000	300	120	ug/L		08/10/12 18:50	1
Manganese	180		15	5.0	1.8	ug/L		08/10/12 18:50	1
Nickel	12	J	40	5.0	2.2	ug/L		08/10/12 18:50	1
Potassium	5000		5000	900	300	ug/L		08/10/12 18:50	1

Method: 6020/DOD - Metals (ICP/MS) - Total Recoverable

Analyte	Result	Qualifier	LOQ	LOD	DL	Unit	D	Analyzed	Dil Fac
Aluminum	4300		60	60	20	ug/L		08/07/12 13:35	1
Antimony	0.70	J	2.0	0.50	0.21	ug/L		08/07/12 13:35	1
Beryllium	0.19	J	1.0	0.10	0.033	ug/L		08/07/12 13:35	1
Cadmium	0.12	J	2.0	0.070	0.023	ug/L		08/07/12 13:35	1
Iron	8200		150	100	44	ug/L		08/07/12 13:35	1
Sodium	22000		1000	400	160	ug/L		08/07/12 13:35	1
Thallium	1.0	U	2.0	1.0	0.32	ug/L		08/07/12 13:35	1
Zinc	29	J	40	20	8.8	ug/L		08/07/12 13:35	1

Method: 7470A/DOD - Mercury (CVAA)

Analyte	Result	Qualifier	LOQ	LOD	DL	Unit	D	Analyzed	Dil Fac
Hg	0.20	U	0.20	0.20	0.12	ug/L		07/27/12 11:27	1

Client: Environmental Quality Mgt., Inc.
Project/Site: RVAAP (OH)

TestAmerica Job ID: 240-13468-1

Client Sample ID: FWGCBPMW-002C-0072-GF
Date Collected: 07/24/12 14:10
Date Received: 07/25/12 07:30

Lab Sample ID: 240-13468-6
Matrix: Water

Method: 6010B/DOD - Metals (ICP) - Total Recoverable

Analyte	Result	Qualifier	LOQ	LOD	DL	Unit	D	Analyzed	Dil Fac
Arsenic	**15**		10	10	3.3	ug/L		08/10/12 18:47	1
Chromium	**2.1**	**J**	7.0	4.0	1.4	ug/L		08/10/12 18:47	1
Cobalt	**2.0**	**J**	7.0	4.0	1.5	ug/L		08/10/12 18:47	1
Lead	5.0	U	10	5.0	1.7	ug/L		08/10/12 18:47	1
Selenium	10	U	15	10	4.0	ug/L		08/10/12 18:47	1
Silver	5.0	U	7.0	5.0	1.7	ug/L		08/10/12 18:47	1
Vanadium	4.0	U	7.0	4.0	1.3	ug/L		08/10/12 18:47	1
Barium	**9.1**	**J**	200	5.0	2.8	ug/L		08/10/12 18:47	1
Calcium	**170000**		5000	1000	630	ug/L		08/10/12 18:47	1
Copper	10	U	25	10	4.4	ug/L		08/10/12 18:47	1
Magnesium	**100000**		5000	300	120	ug/L		08/10/12 18:47	1
Manganese	**140**		15	5.0	1.8	ug/L		08/10/12 18:47	1
Nickel	5.0	U	40	5.0	2.2	ug/L		08/10/12 18:47	1
Potassium	**3800**	**J**	5000	900	300	ug/L		08/10/12 18:47	1

Method: 6020/DOD - Metals (ICP/MS) - Total Recoverable

Analyte	Result	Qualifier	LOQ	LOD	DL	Unit	D	Analyzed	Dil Fac
Aluminum	60	U	60	60	20	ug/L		08/07/12 13:30	1
Antimony	0.50	U	2.0	0.50	0.21	ug/L		08/07/12 13:30	1
Beryllium	0.10	U	1.0	0.10	0.033	ug/L		08/07/12 13:30	1
Cadmium	0.070	U	2.0	0.070	0.023	ug/L		08/07/12 13:30	1
Iron	**930**		150	100	44	ug/L		08/07/12 13:30	1
Sodium	**53000**		1000	400	160	ug/L		08/07/12 13:30	1
Thallium	1.0	U	2.0	1.0	0.32	ug/L		08/07/12 13:30	1
Zinc	20	U	40	20	8.8	ug/L		08/07/12 13:30	1

Method: 7470A/DOD - Mercury (CVAA)

Analyte	Result	Qualifier	LOQ	LOD	DL	Unit	D	Analyzed	Dil Fac
Hg	0.20	U	0.20	0.20	0.12	ug/L		07/27/12 11:26	1

Client Sample ID: FWGCBPMW-002C-0072-GW
Date Collected: 07/24/12 14:10
Date Received: 07/25/12 07:30

Lab Sample ID: 240-13468-7
Matrix: Water

Method: 8081/DOD - Organochlorine Pesticides (GC)

Analyte	Result	Qualifier	LOQ	LOD	DL	Unit	D	Analyzed	Dil Fac
4,4'-DDD	0.0095	U	0.048	0.0095	0.0091	ug/L		08/02/12 18:59	1
4,4'-DDE	0.0095	U	0.048	0.0095	0.0092	ug/L		08/02/12 18:59	1
4,4'-DDT	0.029	U	0.048	0.029	0.015	ug/L		08/02/12 18:59	1
Aldrin	0.0095	U	0.029	0.0095	0.0078	ug/L		08/02/12 18:59	1
alpha-BHC	0.0095	U	0.029	0.0095	0.0067	ug/L		08/02/12 18:59	1
alpha-Chlordane	0.013	U	0.048	0.013	0.013	ug/L		08/02/12 18:59	1
beta-BHC	0.0095	U	0.048	0.0095	0.0080	ug/L		08/02/12 18:59	1
delta-BHC	0.0095	U	0.048	0.0095	0.0083	ug/L		08/02/12 18:59	1
Dieldrin	0.0095	U	0.029	0.0095	0.0071	ug/L		08/02/12 18:59	1
Endosulfan I	0.012	U	0.048	0.012	0.012	ug/L		08/02/12 18:59	1
Endosulfan II	0.011	U	0.048	0.011	0.011	ug/L		08/02/12 18:59	1
Endosulfan sulfate	0.010	U	0.048	0.010	0.010	ug/L		08/02/12 18:59	1
Endrin	0.010	U	0.048	0.010	0.010	ug/L		08/02/12 18:59	1
Endrin aldehyde	0.010	U	0.048	0.010	0.010	ug/L		08/02/12 18:59	1
Endrin ketone	0.0095	U	0.048	0.0095	0.0074	ug/L		08/02/12 18:59	1
gamma-BHC (Lindane)	0.0095	U	0.048	0.0095	0.0061	ug/L		08/02/12 18:59	1
gamma-Chlordane	0.011	U	0.048	0.011	0.011	ug/L		08/02/12 18:59	1
Heptachlor	0.0095	U	0.029	0.0095	0.0076	ug/L		08/02/12 18:59	1
Heptachlor epoxide	0.0095	U	0.029	0.0095	0.0068	ug/L		08/02/12 18:59	1
Methoxychlor	0.030	U	0.095	0.030	0.030	ug/L		08/02/12 18:59	1
Toxaphene	0.48	U	1.9	0.48	0.30	ug/L		08/02/12 18:59	1

Surrogate	*%Recovery*	*Qualifier*	*Limits*	*Prepared*	*Analyzed*	*Dil Fac*
DCB Decachlorobiphenyl	*61*		*30 - 135*	*07/26/12 10:01*	*08/02/12 18:59*	*1*
DCB Decachlorobiphenyl	*92*		*30 - 135*	*07/26/12 10:01*	*08/02/12 18:59*	*1*
Tetrachloro-m-xylene	*55*		*25 - 140*	*07/26/12 10:01*	*08/02/12 18:59*	*1*
Tetrachloro-m-xylene	*73*		*25 - 140*	*07/26/12 10:01*	*08/02/12 18:59*	*1*

Method: 8082/DOD - Polychlorinated Biphenyls (PCBs) by Gas Chromatography

Analyte	Result	Qualifier	LOQ	LOD	DL	Unit	D	Analyzed	Dil Fac
Aroclor-1016	0.19	U	0.48	0.19	0.16	ug/L		07/31/12 20:58	1
Aroclor-1221	0.19	U	0.48	0.19	0.12	ug/L		07/31/12 20:58	1
Aroclor-1232	0.19	U	0.48	0.19	0.15	ug/L		07/31/12 20:58	1
Aroclor-1242	0.38	U	0.48	0.38	0.21	ug/L		07/31/12 20:58	1
Aroclor-1248	0.19	U	0.48	0.19	0.095	ug/L		07/31/12 20:58	1
Aroclor-1254	0.19	U	0.48	0.19	0.15	ug/L		07/31/12 20:58	1
Aroclor-1260	0.19	U	0.48	0.19	0.16	ug/L		07/31/12 20:58	1

Surrogate	*%Recovery*	*Qualifier*	*Limits*	*Prepared*	*Analyzed*	*Dil Fac*
Tetrachloro-m-xylene	*65*		*40 - 140*	*07/26/12 10:12*	*07/31/12 20:58*	*1*
Tetrachloro-m-xylene	*69*		*40 - 140*	*07/26/12 10:12*	*07/31/12 20:58*	*1*
DCB Decachlorobiphenyl	*75*		*40 - 135*	*07/26/12 10:12*	*07/31/12 20:58*	*1*
DCB Decachlorobiphenyl	*80*		*40 - 135*	*07/26/12 10:12*	*07/31/12 20:58*	*1*

Client Sample ID: FWGCBPMW-009-0073-GW
Date Collected: 07/24/12 15:20
Date Received: 07/25/12 07:30

Lab Sample ID: 240-13468-8
Matrix: Water

Method: 8260B/DoD - Volatile Organic Compounds (GC/MS)

Analyte	Result	Qualifier	LOQ	LOD	DL	Unit	D	Analyzed	Dil Fac
1,1,1-Trichloroethane	0.25	U	1.0	0.25	0.22	ug/L		07/27/12 14:18	1
1,1,2,2-Tetrachloroethane	0.25	U	1.0	0.25	0.18	ug/L		07/27/12 14:18	1
1,1,2-Trichloroethane	0.50	U	1.0	0.50	0.27	ug/L		07/27/12 14:18	1
1,1-Dichloroethane	0.25	U	1.0	0.25	0.15	ug/L		07/27/12 14:18	1
1,1-Dichloroethene	0.25	U	1.0	0.25	0.19	ug/L		07/27/12 14:18	1
1,2-Dichloroethane	0.25	U	1.0	0.25	0.22	ug/L		07/27/12 14:18	1
1,2-Dichloroethene, Total	0.50	U	2.0	0.50	0.34	ug/L		07/27/12 14:18	1
1,2-Dichloropropane	0.25	U	1.0	0.25	0.18	ug/L		07/27/12 14:18	1
2-Hexanone	0.50	U	10	0.50	0.41	ug/L		07/27/12 14:18	1
Bromochloromethane	0.50	U	1.0	0.50	0.29	ug/L		07/27/12 14:18	1
Acetone	1.1	U	10	1.1	1.1	ug/L		07/27/12 14:18	1
Benzene	0.25	U	1.0	0.25	0.13	ug/L		07/27/12 14:18	1
Bromoform	0.64	U	1.0	0.64	0.64	ug/L		07/27/12 14:18	1
Bromomethane	0.50	U	1.0	0.50	0.41	ug/L		07/27/12 14:18	1
Carbon disulfide	0.25	U	1.0	0.25	0.13	ug/L		07/27/12 14:18	1
Carbon tetrachloride	0.25	U	1.0	0.25	0.13	ug/L		07/27/12 14:18	1
Chlorobenzene	0.25	U	1.0	0.25	0.15	ug/L		07/27/12 14:18	1
Chloroethane	0.50	U	1.0	0.50	0.29	ug/L		07/27/12 14:18	1
Chloroform	0.25	U	1.0	0.25	0.16	ug/L		07/27/12 14:18	1
Chloromethane	0.50	U	1.0	0.50	0.30	ug/L		07/27/12 14:18	1
cis-1,2-Dichloroethene	0.25	U	1.0	0.25	0.17	ug/L		07/27/12 14:18	1
cis-1,3-Dichloropropene	0.25	U	1.0	0.25	0.14	ug/L		07/27/12 14:18	1
Bromodichloromethane	0.25	U	1.0	0.25	0.15	ug/L		07/27/12 14:18	1
Ethylbenzene	0.25	U	1.0	0.25	0.17	ug/L		07/27/12 14:18	1
1,2-Dibromoethane	0.25	U	1.0	0.25	0.24	ug/L		07/27/12 14:18	1
m-Xylene & p-Xylene	0.50	U	2.0	0.50	0.24	ug/L		07/27/12 14:18	1
2-Butanone (MEK)	0.57	U	10	0.57	0.57	ug/L		07/27/12 14:18	1
4-Methyl-2-pentanone (MIBK)	0.50	U	10	0.50	0.32	ug/L		07/27/12 14:18	1
Methylene Chloride	0.50	U	1.0	0.50	0.33	ug/L		07/27/12 14:18	1
o-Xylene	0.25	U	1.0	0.25	0.14	ug/L		07/27/12 14:18	1
Styrene	0.25	U	1.0	0.25	0.11	ug/L		07/27/12 14:18	1
Tetrachloroethene	0.50	U	1.0	0.50	0.29	ug/L		07/27/12 14:18	1
Toluene	0.25	U	1.0	0.25	0.13	ug/L		07/27/12 14:18	1
trans-1,2-Dichloroethene	0.25	U	1.0	0.25	0.19	ug/L		07/27/12 14:18	1
trans-1,3-Dichloropropene	0.25	U	1.0	0.25	0.19	ug/L		07/27/12 14:18	1
Trichloroethene	0.25	U	1.0	0.25	0.17	ug/L		07/27/12 14:18	1
Vinyl chloride	0.25	U	1.0	0.25	0.22	ug/L		07/27/12 14:18	1
Xylenes, Total	0.75	U	2.0	0.75	0.28	ug/L		07/27/12 14:18	1
Dibromochloromethane	0.25	U	1.0	0.25	0.18	ug/L		07/27/12 14:18	1

Surrogate	*%Recovery*	*Qualifier*	*Limits*	*Prepared*	*Analyzed*	*Dil Fac*
1,2-Dichloroethane-d4 (Surr)	*113*		*70 - 120*		*07/27/12 14:18*	*1*
4-Bromofluorobenzene (Surr)	*89*		*75 - 120*		*07/27/12 14:18*	*1*
Toluene-d8 (Surr)	*86*		*85 - 120*		*07/27/12 14:18*	*1*
Dibromofluoromethane (Surr)	*97*		*85 - 115*		*07/27/12 14:18*	*1*

Method: 8081/DOD - Organochlorine Pesticides (GC)

Analyte	Result	Qualifier	LOQ	LOD	DL	Unit	D	Analyzed	Dil Fac
4,4'-DDD	0.0095	U	0.048	0.0095	0.0091	ug/L		08/02/12 19:22	1
4,4'-DDE	0.0095	U	0.048	0.0095	0.0092	ug/L		08/02/12 19:22	1

Client: Environmental Quality Mgt., Inc.
Project/Site: RVAAP (OH)

TestAmerica Job ID: 240-13468-1

Client Sample ID: FWGCBPMW-009-0073-GW
Date Collected: 07/24/12 15:20
Date Received: 07/25/12 07:30

Lab Sample ID: 240-13468-8
Matrix: Water

Method: 8081/DOD - Organochlorine Pesticides (GC) (Continued)

Analyte	Result	Qualifier	LOQ	LOD	DL	Unit	D	Analyzed	Dil Fac
4,4'-DDT	0.029	U	0.048	0.029	0.015	ug/L		08/02/12 19:22	1
Aldrin	0.0095	U	0.029	0.0095	0.0078	ug/L		08/02/12 19:22	1
alpha-BHC	0.0095	U	0.029	0.0095	0.0067	ug/L		08/02/12 19:22	1
alpha-Chlordane	0.013	U	0.048	0.013	0.013	ug/L		08/02/12 19:22	1
beta-BHC	0.0095	U	0.048	0.0095	0.0080	ug/L		08/02/12 19:22	1
delta-BHC	0.0095	U	0.048	0.0095	0.0083	ug/L		08/02/12 19:22	1
Dieldrin	0.0095	U	0.029	0.0095	0.0071	ug/L		08/02/12 19:22	1
Endosulfan I	0.012	U	0.048	0.012	0.012	ug/L		08/02/12 19:22	1
Endosulfan II	0.011	U	0.048	0.011	0.011	ug/L		08/02/12 19:22	1
Endosulfan sulfate	0.010	U	0.048	0.010	0.010	ug/L		08/02/12 19:22	1
Endrin	0.010	U	0.048	0.010	0.010	ug/L		08/02/12 19:22	1
Endrin aldehyde	0.010	U	0.048	0.010	0.010	ug/L		08/02/12 19:22	1
Endrin ketone	0.0095	U	0.048	0.0095	0.0074	ug/L		08/02/12 19:22	1
gamma-BHC (Lindane)	0.0095	U	0.048	0.0095	0.0061	ug/L		08/02/12 19:22	1
gamma-Chlordane	0.011	U	0.048	0.011	0.011	ug/L		08/02/12 19:22	1
Heptachlor	0.0095	U	0.029	0.0095	0.0076	ug/L		08/02/12 19:22	1
Heptachlor epoxide	0.0095	U	0.029	0.0095	0.0068	ug/L		08/02/12 19:22	1
Methoxychlor	0.030	U	0.095	0.030	0.030	ug/L		08/02/12 19:22	1
Toxaphene	0.48	U	1.9	0.48	0.30	ug/L		08/02/12 19:22	1

Surrogate	*%Recovery*	*Qualifier*	*Limits*	*Prepared*	*Analyzed*	*Dil Fac*
DCB Decachlorobiphenyl	*60*		*30 - 135*	*07/26/12 10:01*	*08/02/12 19:22*	*1*
DCB Decachlorobiphenyl	*79*		*30 - 135*	*07/26/12 10:01*	*08/02/12 19:22*	*1*
Tetrachloro-m-xylene	*69*		*25 - 140*	*07/26/12 10:01*	*08/02/12 19:22*	*1*
Tetrachloro-m-xylene	*72*		*25 - 140*	*07/26/12 10:01*	*08/02/12 19:22*	*1*

Method: 8082/DOD - Polychlorinated Biphenyls (PCBs) by Gas Chromatography

Analyte	Result	Qualifier	LOQ	LOD	DL	Unit	D	Analyzed	Dil Fac
Aroclor-1016	0.19	U	0.48	0.19	0.16	ug/L		07/31/12 21:13	1
Aroclor-1221	0.19	U	0.48	0.19	0.12	ug/L		07/31/12 21:13	1
Aroclor-1232	0.19	U	0.48	0.19	0.15	ug/L		07/31/12 21:13	1
Aroclor-1242	0.38	U	0.48	0.38	0.21	ug/L		07/31/12 21:13	1
Aroclor-1248	0.19	U	0.48	0.19	0.095	ug/L		07/31/12 21:13	1
Aroclor-1254	0.19	U	0.48	0.19	0.15	ug/L		07/31/12 21:13	1
Aroclor-1260	0.19	U	0.48	0.19	0.16	ug/L		07/31/12 21:13	1

Surrogate	*%Recovery*	*Qualifier*	*Limits*	*Prepared*	*Analyzed*	*Dil Fac*
Tetrachloro-m-xylene	*64*		*40 - 140*	*07/26/12 10:12*	*07/31/12 21:13*	*1*
Tetrachloro-m-xylene	*67*		*40 - 140*	*07/26/12 10:12*	*07/31/12 21:13*	*1*
DCB Decachlorobiphenyl	*60*		*40 - 135*	*07/26/12 10:12*	*07/31/12 21:13*	*1*
DCB Decachlorobiphenyl	*64*		*40 - 135*	*07/26/12 10:12*	*07/31/12 21:13*	*1*

Method: 8330 (Modified) - Organic Compounds by UV/HPLC - Dissolved

Analyte	Result	Qualifier	LOQ	LOD	DL	Unit	D	Analyzed	Dil Fac
Nitroguanidine	6.0	U	20	6.0	2.4	ug/L		07/31/12 11:49	1

Method: 8330/8330A - Nitroaromatics & Nitramines: Explosives (8330/A)

Analyte	Result	Qualifier	LOQ	LOD	DL	Unit	D	Analyzed	Dil Fac
Nitroglycerin	0.50	U	0.65	0.50	0.33	ug/L		08/02/12 09:59	1
PETN	0.50	U	0.65	0.50	0.30	ug/L		08/02/12 09:59	1
2-Amino-4,6-dinitrotoluene	0.10	U	0.20	0.10	0.017	ug/L		08/02/12 09:59	1

Client: Environmental Quality Mgt., Inc.
Project/Site: RVAAP (OH)

TestAmerica Job ID: 240-13468-1

Client Sample ID: FWGCBPMW-009-0073-GW
Date Collected: 07/24/12 15:20
Date Received: 07/25/12 07:30

Lab Sample ID: 240-13468-8
Matrix: Water

Method: 8330/8330A - Nitroaromatics & Nitramines: Explosives (8330/A) (Continued)

Analyte	Result	Qualifier	LOQ	LOD	DL	Unit	D	Analyzed	Dil Fac
4-Amino-2,6-dinitrotoluene	0.10 U		0.10	0.10	0.050	ug/L		08/02/12 09:59	1
1,3-Dinitrobenzene	0.10 U		0.10	0.10	0.050	ug/L		08/02/12 09:59	1
2,4-Dinitrotoluene	0.10 U		0.10	0.10	0.050	ug/L		08/02/12 09:59	1
2,6-Dinitrotoluene	0.10 U		0.10	0.10	0.050	ug/L		08/02/12 09:59	1
HMX	0.050 U		0.10	0.050	0.036	ug/L		08/02/12 09:59	1
Nitrobenzene	0.10 U		0.10	0.10	0.050	ug/L		08/02/12 09:59	1
2-Nitrotoluene	0.10 U		0.50	0.10	0.088	ug/L		08/02/12 09:59	1
3-Nitrotoluene	0.10 U		0.50	0.10	0.057	ug/L		08/02/12 09:59	1
4-Nitrotoluene	0.10 U		0.65	0.10	0.088	ug/L		08/02/12 09:59	1
RDX	0.050 U		0.10	0.050	0.036	ug/L		08/02/12 09:59	1
Tetryl	0.10 U		0.10	0.10	0.050	ug/L		08/02/12 09:59	1
1,3,5-Trinitrobenzene	0.050 U		0.10	0.050	0.030	ug/L		08/02/12 09:59	1
2,4,6-Trinitrotoluene	0.10 U		0.10	0.10	0.050	ug/L		08/02/12 09:59	1

Surrogate	*%Recovery*	*Qualifier*	*Limits*	*Prepared*	*Analyzed*	*Dil Fac*
3,4-Dinitrotoluene	*104*		*79 - 111*	*07/30/12 06:30*	*08/02/12 09:59*	*1*

General Chemistry

Analyte	Result	Qualifier	LOQ	LOD	DL	Unit	D	Analyzed	Dil Fac
Cyanide, Total	0.010 U		0.010	0.010	0.0050	mg/L		07/26/12 14:28	1
Nitrocellulose	1.0 U		2.0	1.0	0.48	mg/L		08/09/12 12:26	1

Client: Environmental Quality Mgt., Inc.
Project/Site: RVAAP (OH)

TestAmerica Job ID: 240-13468-1

Client Sample ID: FWGCBPMW-009-0073-GF
Date Collected: 07/24/12 15:20
Date Received: 07/25/12 07:30

Lab Sample ID: 240-13468-9
Matrix: Water

Method: 6010B/DOD - Metals (ICP) - Total Recoverable

Analyte	Result	Qualifier	LOQ	LOD	DL	Unit	D	Analyzed	Dil Fac
Arsenic	10	U	10	10	3.3	ug/L		08/07/12 21:34	1
Chromium	4.0	U	7.0	4.0	1.4	ug/L		08/07/12 21:34	1
Cobalt	4.0	U	7.0	4.0	1.5	ug/L		08/07/12 21:34	1
Lead	5.0	U	10	5.0	1.7	ug/L		08/07/12 21:34	1
Selenium	10	U	15	10	4.0	ug/L		08/07/12 21:34	1
Silver	5.0	U	7.0	5.0	1.7	ug/L		08/07/12 21:34	1
Vanadium	4.0	U	7.0	4.0	1.3	ug/L		08/07/12 21:34	1
Barium	**74**	**J**	200	5.0	2.8	ug/L		08/07/12 21:34	1
Calcium	**79000**		5000	1000	630	ug/L		08/07/12 21:34	1
Copper	10	U	25	10	4.4	ug/L		08/07/12 21:34	1
Magnesium	**26000**		5000	300	120	ug/L		08/07/12 21:34	1
Manganese	**100**		15	5.0	1.8	ug/L		08/07/12 21:34	1
Nickel	5.0	U	40	5.0	2.2	ug/L		08/07/12 21:34	1
Potassium	**1900**	**J**	5000	900	300	ug/L		08/07/12 21:34	1

Method: 6020/DOD - Metals (ICP/MS) - Total Recoverable

Analyte	Result	Qualifier	LOQ	LOD	DL	Unit	D	Analyzed	Dil Fac
Aluminum	60	U	60	60	20	ug/L		08/07/12 13:25	1
Antimony	0.50	U	2.0	0.50	0.21	ug/L		08/07/12 13:25	1
Beryllium	0.10	U	1.0	0.10	0.033	ug/L		08/07/12 13:25	1
Cadmium	0.070	U	2.0	0.070	0.023	ug/L		08/07/12 13:25	1
Iron	**520**		150	100	44	ug/L		08/07/12 13:25	1
Sodium	**13000**		1000	400	160	ug/L		08/07/12 13:25	1
Thallium	1.0	U	2.0	1.0	0.32	ug/L		08/07/12 13:25	1
Zinc	20	U	40	20	8.8	ug/L		08/07/12 13:25	1

Method: 7470A/DOD - Mercury (CVAA)

Analyte	Result	Qualifier	LOQ	LOD	DL	Unit	D	Analyzed	Dil Fac
Hg	0.20	U	0.20	0.20	0.12	ug/L		07/27/12 11:24	1

Client Sample ID: FWGCBPMW-DUP2-0140-GW
Date Collected: 07/24/12 16:20
Date Received: 07/25/12 07:30

Lab Sample ID: 240-13468-10
Matrix: Water

Method: 8260B/DoD - Volatile Organic Compounds (GC/MS)

Analyte	Result	Qualifier	LOQ	LOD	DL	Unit	D	Analyzed	Dil Fac
1,1,1-Trichloroethane	0.25	U	1.0	0.25	0.22	ug/L		07/27/12 14:40	1
1,1,2,2-Tetrachloroethane	0.25	U	1.0	0.25	0.18	ug/L		07/27/12 14:40	1
1,1,2-Trichloroethane	0.50	U	1.0	0.50	0.27	ug/L		07/27/12 14:40	1
1,1-Dichloroethane	0.25	U	1.0	0.25	0.15	ug/L		07/27/12 14:40	1
1,1-Dichloroethene	0.25	U	1.0	0.25	0.19	ug/L		07/27/12 14:40	1
1,2-Dichloroethane	0.25	U	1.0	0.25	0.22	ug/L		07/27/12 14:40	1
1,2-Dichloroethene, Total	0.50	U	2.0	0.50	0.34	ug/L		07/27/12 14:40	1
1,2-Dichloropropane	0.25	U	1.0	0.25	0.18	ug/L		07/27/12 14:40	1
2-Hexanone	0.50	U	10	0.50	0.41	ug/L		07/27/12 14:40	1
Bromochloromethane	0.50	U	1.0	0.50	0.29	ug/L		07/27/12 14:40	1
Acetone	1.1	U	10	1.1	1.1	ug/L		07/27/12 14:40	1
Benzene	0.25	U	1.0	0.25	0.13	ug/L		07/27/12 14:40	1
Bromoform	0.64	U	1.0	0.64	0.64	ug/L		07/27/12 14:40	1
Bromomethane	0.50	U	1.0	0.50	0.41	ug/L		07/27/12 14:40	1
Carbon disulfide	0.25	U	1.0	0.25	0.13	ug/L		07/27/12 14:40	1
Carbon tetrachloride	0.25	U	1.0	0.25	0.13	ug/L		07/27/12 14:40	1
Chlorobenzene	0.25	U	1.0	0.25	0.15	ug/L		07/27/12 14:40	1
Chloroethane	0.50	U	1.0	0.50	0.29	ug/L		07/27/12 14:40	1
Chloroform	0.25	U	1.0	0.25	0.16	ug/L		07/27/12 14:40	1
Chloromethane	0.50	U	1.0	0.50	0.30	ug/L		07/27/12 14:40	1
cis-1,2-Dichloroethene	0.25	U	1.0	0.25	0.17	ug/L		07/27/12 14:40	1
cis-1,3-Dichloropropene	0.25	U	1.0	0.25	0.14	ug/L		07/27/12 14:40	1
Bromodichloromethane	0.25	U	1.0	0.25	0.15	ug/L		07/27/12 14:40	1
Ethylbenzene	0.25	U	1.0	0.25	0.17	ug/L		07/27/12 14:40	1
1,2-Dibromoethane	0.25	U	1.0	0.25	0.24	ug/L		07/27/12 14:40	1
m-Xylene & p-Xylene	0.50	U	2.0	0.50	0.24	ug/L		07/27/12 14:40	1
2-Butanone (MEK)	0.57	U	10	0.57	0.57	ug/L		07/27/12 14:40	1
4-Methyl-2-pentanone (MIBK)	0.50	U	10	0.50	0.32	ug/L		07/27/12 14:40	1
Methylene Chloride	0.50	U	1.0	0.50	0.33	ug/L		07/27/12 14:40	1
o-Xylene	0.25	U	1.0	0.25	0.14	ug/L		07/27/12 14:40	1
Styrene	0.25	U	1.0	0.25	0.11	ug/L		07/27/12 14:40	1
Tetrachloroethene	0.50	U	1.0	0.50	0.29	ug/L		07/27/12 14:40	1
Toluene	0.25	U	1.0	0.25	0.13	ug/L		07/27/12 14:40	1
trans-1,2-Dichloroethene	0.25	U	1.0	0.25	0.19	ug/L		07/27/12 14:40	1
trans-1,3-Dichloropropene	0.25	U	1.0	0.25	0.19	ug/L		07/27/12 14:40	1
Trichloroethene	0.25	U	1.0	0.25	0.17	ug/L		07/27/12 14:40	1
Vinyl chloride	0.25	U	1.0	0.25	0.22	ug/L		07/27/12 14:40	1
Xylenes, Total	0.75	U	2.0	0.75	0.28	ug/L		07/27/12 14:40	1
Dibromochloromethane	0.25	U	1.0	0.25	0.18	ug/L		07/27/12 14:40	1

Surrogate	*%Recovery*	*Qualifier*	*Limits*	*Prepared*	*Analyzed*	*Dil Fac*
1,2-Dichloroethane-d4 (Surr)	*113*		*70 - 120*		*07/27/12 14:40*	*1*
4-Bromofluorobenzene (Surr)	*89*		*75 - 120*		*07/27/12 14:40*	*1*
Toluene-d8 (Surr)	*88*		*85 - 120*		*07/27/12 14:40*	*1*
Dibromofluoromethane (Surr)	*97*		*85 - 115*		*07/27/12 14:40*	*1*

Method: 8081/DOD - Organochlorine Pesticides (GC)

Analyte	Result	Qualifier	LOQ	LOD	DL	Unit	D	Analyzed	Dil Fac
4,4'-DDD	0.0095	U	0.048	0.0095	0.0091	ug/L		08/02/12 19:44	1
4,4'-DDE	0.0095	U	0.048	0.0095	0.0092	ug/L		08/02/12 19:44	1

Client Sample ID: FWGCBPMW-DUP2-0140-GW
Date Collected: 07/24/12 16:20
Date Received: 07/25/12 07:30

Lab Sample ID: 240-13468-10
Matrix: Water

Method: 8081/DOD - Organochlorine Pesticides (GC) (Continued)

Analyte	Result	Qualifier	LOQ	LOD	DL	Unit	D	Analyzed	Dil Fac
4,4'-DDT	0.029	U	0.048	0.029	0.015	ug/L		08/02/12 19:44	1
Aldrin	0.0095	U	0.029	0.0095	0.0078	ug/L		08/02/12 19:44	1
alpha-BHC	0.0095	U	0.029	0.0095	0.0067	ug/L		08/02/12 19:44	1
alpha-Chlordane	0.013	U	0.048	0.013	0.013	ug/L		08/02/12 19:44	1
beta-BHC	0.0095	U	0.048	0.0095	0.0080	ug/L		08/02/12 19:44	1
delta-BHC	0.0095	U	0.048	0.0095	0.0083	ug/L		08/02/12 19:44	1
Dieldrin	0.0095	U	0.029	0.0095	0.0071	ug/L		08/02/12 19:44	1
Endosulfan I	0.012	U	0.048	0.012	0.012	ug/L		08/02/12 19:44	1
Endosulfan II	0.011	U	0.048	0.011	0.011	ug/L		08/02/12 19:44	1
Endosulfan sulfate	0.010	U	0.048	0.010	0.010	ug/L		08/02/12 19:44	1
Endrin	0.010	U	0.048	0.010	0.010	ug/L		08/02/12 19:44	1
Endrin aldehyde	0.010	U	0.048	0.010	0.010	ug/L		08/02/12 19:44	1
Endrin ketone	0.0095	U	0.048	0.0095	0.0074	ug/L		08/02/12 19:44	1
gamma-BHC (Lindane)	0.0095	U	0.048	0.0095	0.0061	ug/L		08/02/12 19:44	1
gamma-Chlordane	0.011	U	0.048	0.011	0.011	ug/L		08/02/12 19:44	1
Heptachlor	0.0095	U	0.029	0.0095	0.0076	ug/L		08/02/12 19:44	1
Heptachlor epoxide	0.0095	U	0.029	0.0095	0.0068	ug/L		08/02/12 19:44	1
Methoxychlor	0.030	U	0.095	0.030	0.030	ug/L		08/02/12 19:44	1
Toxaphene	0.48	U	1.9	0.48	0.30	ug/L		08/02/12 19:44	1

Surrogate	*%Recovery*	*Qualifier*	*Limits*	*Prepared*	*Analyzed*	*Dil Fac*
DCB Decachlorobiphenyl	*52*		*30 - 135*	*07/26/12 10:01*	*08/02/12 19:44*	*1*
DCB Decachlorobiphenyl	*64*		*30 - 135*	*07/26/12 10:01*	*08/02/12 19:44*	*1*
Tetrachloro-m-xylene	*69*		*25 - 140*	*07/26/12 10:01*	*08/02/12 19:44*	*1*
Tetrachloro-m-xylene	*71*		*25 - 140*	*07/26/12 10:01*	*08/02/12 19:44*	*1*

Method: 8082/DOD - Polychlorinated Biphenyls (PCBs) by Gas Chromatography

Analyte	Result	Qualifier	LOQ	LOD	DL	Unit	D	Analyzed	Dil Fac
Aroclor-1016	0.19	U	0.48	0.19	0.16	ug/L		07/31/12 21:29	1
Aroclor-1221	0.19	U	0.48	0.19	0.12	ug/L		07/31/12 21:29	1
Aroclor-1232	0.19	U	0.48	0.19	0.15	ug/L		07/31/12 21:29	1
Aroclor-1242	0.38	U	0.48	0.38	0.21	ug/L		07/31/12 21:29	1
Aroclor-1248	0.19	U	0.48	0.19	0.095	ug/L		07/31/12 21:29	1
Aroclor-1254	0.19	U	0.48	0.19	0.15	ug/L		07/31/12 21:29	1
Aroclor-1260	0.19	U	0.48	0.19	0.16	ug/L		07/31/12 21:29	1

Surrogate	*%Recovery*	*Qualifier*	*Limits*	*Prepared*	*Analyzed*	*Dil Fac*
Tetrachloro-m-xylene	*61*		*40 - 140*	*07/26/12 10:12*	*07/31/12 21:29*	*1*
Tetrachloro-m-xylene	*64*		*40 - 140*	*07/26/12 10:12*	*07/31/12 21:29*	*1*
DCB Decachlorobiphenyl	*54*		*40 - 135*	*07/26/12 10:12*	*07/31/12 21:29*	*1*
DCB Decachlorobiphenyl	*57*		*40 - 135*	*07/26/12 10:12*	*07/31/12 21:29*	*1*

Method: 8330 (Modified) - Organic Compounds by UV/HPLC - Dissolved

Analyte	Result	Qualifier	LOQ	LOD	DL	Unit	D	Analyzed	Dil Fac
Nitroguanidine	6.0	U	20	6.0	2.4	ug/L		07/31/12 12:04	1

Method: 8330/8330A - Nitroaromatics & Nitramines: Explosives (8330/A)

Analyte	Result	Qualifier	LOQ	LOD	DL	Unit	D	Analyzed	Dil Fac
Nitroglycerin	0.50	U	0.66	0.50	0.33	ug/L		08/03/12 23:32	1.01
PETN	0.50	U	0.66	0.50	0.30	ug/L		08/03/12 23:32	1.01
2-Amino-4,6-dinitrotoluene	0.10	U	0.20	0.10	0.017	ug/L		08/03/12 23:32	1.01

Client: Environmental Quality Mgt., Inc.
Project/Site: RVAAP (OH)

TestAmerica Job ID: 240-13468-1

Client Sample ID: FWGCBPMW-DUP2-0140-GW
Date Collected: 07/24/12 16:20
Date Received: 07/25/12 07:30

Lab Sample ID: 240-13468-10
Matrix: Water

Method: 8330/8330A - Nitroaromatics & Nitramines: Explosives (8330/A) (Continued)

Analyte	Result	Qualifier	LOQ	LOD	DL	Unit	D	Analyzed	Dil Fac
4-Amino-2,6-dinitrotoluene	0.10 U		0.10	0.10	0.050	ug/L		08/03/12 23:32	1.01
1,3-Dinitrobenzene	0.10 U		0.10	0.10	0.050	ug/L		08/03/12 23:32	1.01
2,4-Dinitrotoluene	0.10 U		0.10	0.10	0.050	ug/L		08/03/12 23:32	1.01
2,6-Dinitrotoluene	0.10 U		0.10	0.10	0.050	ug/L		08/03/12 23:32	1.01
HMX	0.050 U		0.10	0.050	0.036	ug/L		08/03/12 23:32	1.01
Nitrobenzene	0.10 U		0.10	0.10	0.050	ug/L		08/03/12 23:32	1.01
2-Nitrotoluene	0.10 U		0.50	0.10	0.089	ug/L		08/03/12 23:32	1.01
3-Nitrotoluene	0.10 U		0.50	0.10	0.058	ug/L		08/03/12 23:32	1.01
4-Nitrotoluene	0.10 U		0.66	0.10	0.089	ug/L		08/03/12 23:32	1.01
RDX	0.050 U		0.10	0.050	0.036	ug/L		08/03/12 23:32	1.01
Tetryl	0.10 U		0.10	0.10	0.050	ug/L		08/03/12 23:32	1.01
1,3,5-Trinitrobenzene	0.050 U		0.10	0.050	0.030	ug/L		08/03/12 23:32	1.01
2,4,6-Trinitrotoluene	0.10 U		0.10	0.10	0.050	ug/L		08/03/12 23:32	1.01

Surrogate	*%Recovery*	*Qualifier*	*Limits*	*Prepared*	*Analyzed*	*Dil Fac*
3,4-Dinitrotoluene	*107*		*79 - 111*	*07/30/12 12:00*	*08/03/12 23:32*	*1.01*

General Chemistry

Analyte	Result	Qualifier	LOQ	LOD	DL	Unit	D	Analyzed	Dil Fac
Cyanide, Total	0.010 U		0.010	0.010	0.0050	mg/L		07/26/12 14:28	1
Nitrocellulose	1.0 U		2.0	1.0	0.48	mg/L		08/09/12 12:28	1

Client: Environmental Quality Mgt., Inc.
Project/Site: RVAAP (OH)

TestAmerica Job ID: 240-13468-1

Client Sample ID: FWGCBPMW-DUP2-0140-GF
Date Collected: 07/24/12 16:20
Date Received: 07/25/12 07:30

Lab Sample ID: 240-13468-11
Matrix: Water

Method: 6010B/DOD - Metals (ICP) - Total Recoverable

Analyte	Result	Qualifier	LOQ	LOD	DL	Unit	D	Analyzed	Dil Fac
Arsenic	10	U	10	10	3.3	ug/L		08/07/12 21:30	1
Chromium	4.0	U	7.0	4.0	1.4	ug/L		08/07/12 21:30	1
Cobalt	4.0	U	7.0	4.0	1.5	ug/L		08/07/12 21:30	1
Lead	5.0	U	10	5.0	1.7	ug/L		08/07/12 21:30	1
Selenium	10	U	15	10	4.0	ug/L		08/07/12 21:30	1
Silver	5.0	U	7.0	5.0	1.7	ug/L		08/07/12 21:30	1
Vanadium	4.0	U	7.0	4.0	1.3	ug/L		08/07/12 21:30	1
Barium	**74**	**J**	200	5.0	2.8	ug/L		08/07/12 21:30	1
Calcium	**79000**		5000	1000	630	ug/L		08/07/12 21:30	1
Copper	10	U	25	10	4.4	ug/L		08/07/12 21:30	1
Magnesium	**25000**		5000	300	120	ug/L		08/07/12 21:30	1
Manganese	**100**		15	5.0	1.8	ug/L		08/07/12 21:30	1
Nickel	5.0	U	40	5.0	2.2	ug/L		08/07/12 21:30	1
Potassium	**1900**	**J**	5000	900	300	ug/L		08/07/12 21:30	1

Method: 6020/DOD - Metals (ICP/MS) - Total Recoverable

Analyte	Result	Qualifier	LOQ	LOD	DL	Unit	D	Analyzed	Dil Fac
Aluminum	60	U	60	60	20	ug/L		08/07/12 13:20	1
Antimony	0.50	U	2.0	0.50	0.21	ug/L		08/07/12 13:20	1
Beryllium	0.10	U	1.0	0.10	0.033	ug/L		08/07/12 13:20	1
Cadmium	0.070	U	2.0	0.070	0.023	ug/L		08/07/12 13:20	1
Iron	**510**		150	100	44	ug/L		08/07/12 13:20	1
Sodium	**13000**		1000	400	160	ug/L		08/07/12 13:20	1
Thallium	1.0	U	2.0	1.0	0.32	ug/L		08/07/12 13:20	1
Zinc	20	U	40	20	8.8	ug/L		08/07/12 13:20	1

Method: 7470A/DOD - Mercury (CVAA)

Analyte	Result	Qualifier	LOQ	LOD	DL	Unit	D	Analyzed	Dil Fac
Hg	0.20	U	0.20	0.20	0.12	ug/L		07/27/12 11:23	1

Client Sample ID: FWGLL3MW-241C-0115-GW
Date Collected: 07/24/12 17:35
Date Received: 07/25/12 07:30

Lab Sample ID: 240-13468-12
Matrix: Water

Method: 8260B/DoD - Volatile Organic Compounds (GC/MS)

Analyte	Result	Qualifier	LOQ	LOD	DL	Unit	D	Analyzed	Dil Fac
1,1,1-Trichloroethane	0.25	U	1.0	0.25	0.22	ug/L		07/27/12 15:02	1
1,1,2,2-Tetrachloroethane	0.25	U	1.0	0.25	0.18	ug/L		07/27/12 15:02	1
1,1,2-Trichloroethane	0.50	U	1.0	0.50	0.27	ug/L		07/27/12 15:02	1
1,1-Dichloroethane	0.25	U	1.0	0.25	0.15	ug/L		07/27/12 15:02	1
1,1-Dichloroethene	0.25	U	1.0	0.25	0.19	ug/L		07/27/12 15:02	1
1,2-Dichloroethane	0.25	U	1.0	0.25	0.22	ug/L		07/27/12 15:02	1
1,2-Dichloroethene, Total	0.50	U	2.0	0.50	0.34	ug/L		07/27/12 15:02	1
1,2-Dichloropropane	0.25	U	1.0	0.25	0.18	ug/L		07/27/12 15:02	1
2-Hexanone	0.50	U	10	0.50	0.41	ug/L		07/27/12 15:02	1
Bromochloromethane	0.50	U	1.0	0.50	0.29	ug/L		07/27/12 15:02	1
Acetone	1.1	U	10	1.1	1.1	ug/L		07/27/12 15:02	1
Benzene	0.25	U	1.0	0.25	0.13	ug/L		07/27/12 15:02	1
Bromoform	0.64	U	1.0	0.64	0.64	ug/L		07/27/12 15:02	1
Bromomethane	0.50	U	1.0	0.50	0.41	ug/L		07/27/12 15:02	1
Carbon disulfide	0.25	U	1.0	0.25	0.13	ug/L		07/27/12 15:02	1
Carbon tetrachloride	0.25	U	1.0	0.25	0.13	ug/L		07/27/12 15:02	1
Chlorobenzene	0.25	U	1.0	0.25	0.15	ug/L		07/27/12 15:02	1
Chloroethane	0.50	U	1.0	0.50	0.29	ug/L		07/27/12 15:02	1
Chloroform	0.25	U	1.0	0.25	0.16	ug/L		07/27/12 15:02	1
Chloromethane	0.50	U	1.0	0.50	0.30	ug/L		07/27/12 15:02	1
cis-1,2-Dichloroethene	0.25	U	1.0	0.25	0.17	ug/L		07/27/12 15:02	1
cis-1,3-Dichloropropene	0.25	U	1.0	0.25	0.14	ug/L		07/27/12 15:02	1
Bromodichloromethane	0.25	U	1.0	0.25	0.15	ug/L		07/27/12 15:02	1
Ethylbenzene	0.25	U	1.0	0.25	0.17	ug/L		07/27/12 15:02	1
1,2-Dibromoethane	0.25	U	1.0	0.25	0.24	ug/L		07/27/12 15:02	1
m-Xylene & p-Xylene	0.50	U	2.0	0.50	0.24	ug/L		07/27/12 15:02	1
2-Butanone (MEK)	0.57	U	10	0.57	0.57	ug/L		07/27/12 15:02	1
4-Methyl-2-pentanone (MIBK)	0.50	U	10	0.50	0.32	ug/L		07/27/12 15:02	1
Methylene Chloride	0.50	U	1.0	0.50	0.33	ug/L		07/27/12 15:02	1
o-Xylene	0.25	U	1.0	0.25	0.14	ug/L		07/27/12 15:02	1
Styrene	0.25	U	1.0	0.25	0.11	ug/L		07/27/12 15:02	1
Tetrachloroethene	0.50	U	1.0	0.50	0.29	ug/L		07/27/12 15:02	1
Toluene	0.25	U	1.0	0.25	0.13	ug/L		07/27/12 15:02	1
trans-1,2-Dichloroethene	0.25	U	1.0	0.25	0.19	ug/L		07/27/12 15:02	1
trans-1,3-Dichloropropene	0.25	U	1.0	0.25	0.19	ug/L		07/27/12 15:02	1
Trichloroethene	0.25	U	1.0	0.25	0.17	ug/L		07/27/12 15:02	1
Vinyl chloride	0.25	U	1.0	0.25	0.22	ug/L		07/27/12 15:02	1
Xylenes, Total	0.75	U	2.0	0.75	0.28	ug/L		07/27/12 15:02	1
Dibromochloromethane	0.25	U	1.0	0.25	0.18	ug/L		07/27/12 15:02	1

Surrogate	*%Recovery*	*Qualifier*	*Limits*	*Prepared*	*Analyzed*	*Dil Fac*
1,2-Dichloroethane-d4 (Surr)	*113*		*70 - 120*		*07/27/12 15:02*	*1*
4-Bromofluorobenzene (Surr)	*91*		*75 - 120*		*07/27/12 15:02*	*1*
Toluene-d8 (Surr)	*85*		*85 - 120*		*07/27/12 15:02*	*1*
Dibromofluoromethane (Surr)	*106*		*85 - 115*		*07/27/12 15:02*	*1*

Method: 8081/DOD - Organochlorine Pesticides (GC)

Analyte	Result	Qualifier	LOQ	LOD	DL	Unit	D	Analyzed	Dil Fac
4,4'-DDD	0.0095	U	0.048	0.0095	0.0091	ug/L		08/02/12 20:06	1
4,4'-DDE	0.0095	U	0.048	0.0095	0.0092	ug/L		08/02/12 20:06	1

Client Sample ID: FWGLL3MW-241C-0115-GW
Date Collected: 07/24/12 17:35
Date Received: 07/25/12 07:30

Lab Sample ID: 240-13468-12
Matrix: Water

Method: 8081/DOD - Organochlorine Pesticides (GC) (Continued)

Analyte	Result	Qualifier	LOQ	LOD	DL	Unit	D	Analyzed	Dil Fac
4,4'-DDT	0.029	U	0.048	0.029	0.015	ug/L		08/02/12 20:06	1
Aldrin	0.0095	U	0.029	0.0095	0.0078	ug/L		08/02/12 20:06	1
alpha-BHC	0.0095	U	0.029	0.0095	0.0067	ug/L		08/02/12 20:06	1
alpha-Chlordane	0.013	U	0.048	0.013	0.013	ug/L		08/02/12 20:06	1
beta-BHC	0.0095	U	0.048	0.0095	0.0080	ug/L		08/02/12 20:06	1
delta-BHC	0.0095	U	0.048	0.0095	0.0083	ug/L		08/02/12 20:06	1
Dieldrin	0.0095	U	0.029	0.0095	0.0071	ug/L		08/02/12 20:06	1
Endosulfan I	0.012	U	0.048	0.012	0.012	ug/L		08/02/12 20:06	1
Endosulfan II	0.011	U	0.048	0.011	0.011	ug/L		08/02/12 20:06	1
Endosulfan sulfate	0.010	U M	0.048	0.010	0.010	ug/L		08/02/12 20:06	1
Endrin	0.010	U	0.048	0.010	0.010	ug/L		08/02/12 20:06	1
Endrin aldehyde	0.010	U	0.048	0.010	0.010	ug/L		08/02/12 20:06	1
Endrin ketone	0.0095	U	0.048	0.0095	0.0074	ug/L		08/02/12 20:06	1
gamma-BHC (Lindane)	0.0095	U	0.048	0.0095	0.0061	ug/L		08/02/12 20:06	1
gamma-Chlordane	0.011	U	0.048	0.011	0.011	ug/L		08/02/12 20:06	1
Heptachlor	0.0095	U	0.029	0.0095	0.0076	ug/L		08/02/12 20:06	1
Heptachlor epoxide	0.0095	U	0.029	0.0095	0.0068	ug/L		08/02/12 20:06	1
Methoxychlor	0.030	U	0.095	0.030	0.030	ug/L		08/02/12 20:06	1
Toxaphene	0.48	U	1.9	0.48	0.30	ug/L		08/02/12 20:06	1

Surrogate	*%Recovery*	*Qualifier*	*Limits*	*Prepared*	*Analyzed*	*Dil Fac*
DCB Decachlorobiphenyl	*55*		*30 - 135*	*07/26/12 10:01*	*08/02/12 20:06*	*1*
DCB Decachlorobiphenyl	*67*		*30 - 135*	*07/26/12 10:01*	*08/02/12 20:06*	*1*
Tetrachloro-m-xylene	*57*		*25 - 140*	*07/26/12 10:01*	*08/02/12 20:06*	*1*
Tetrachloro-m-xylene	*63*		*25 - 140*	*07/26/12 10:01*	*08/02/12 20:06*	*1*

Method: 8330 (Modified) - Organic Compounds by UV/HPLC - Dissolved

Analyte	Result	Qualifier	LOQ	LOD	DL	Unit	D	Analyzed	Dil Fac
Nitroguanidine	6.0 U		20	6.0	2.4	ug/L		07/31/12 12:18	1

Method: 8330/8330A - Nitroaromatics & Nitramines: Explosives (8330/A)

Analyte	Result	Qualifier	LOQ	LOD	DL	Unit	D	Analyzed	Dil Fac
Nitroglycerin	0.50 U		0.65	0.50	0.33	ug/L		08/04/12 00:12	1
PETN	0.50 U		0.65	0.50	0.30	ug/L		08/04/12 00:12	1
2-Amino-4,6-dinitrotoluene	**3.1**		0.20	0.10	0.017	ug/L		08/04/12 00:12	1
4-Amino-2,6-dinitrotoluene	**3.2**		0.10	0.10	0.050	ug/L		08/04/12 00:12	1
1,3-Dinitrobenzene	0.10 U		0.10	0.10	0.050	ug/L		08/04/12 00:12	1
2,4-Dinitrotoluene	**0.11**	**PG**	0.10	0.10	0.050	ug/L		08/04/12 00:12	1
2,6-Dinitrotoluene	**0.10**	**PG**	0.10	0.10	0.050	ug/L		08/04/12 00:12	1
HMX	**0.36**	**PG**	0.10	0.050	0.036	ug/L		08/04/12 00:12	1
Nitrobenzene	0.10 U		0.10	0.10	0.050	ug/L		08/04/12 00:12	1
2-Nitrotoluene	0.10 U		0.50	0.10	0.088	ug/L		08/04/12 00:12	1
3-Nitrotoluene	0.10 U		0.50	0.10	0.057	ug/L		08/04/12 00:12	1
4-Nitrotoluene	0.10 U		0.65	0.10	0.088	ug/L		08/04/12 00:12	1
RDX	**1.3**		0.10	0.050	0.036	ug/L		08/04/12 00:12	1
Tetryl	0.10 U		0.10	0.10	0.050	ug/L		08/04/12 00:12	1
1,3,5-Trinitrobenzene	**4.0**		0.10	0.050	0.030	ug/L		08/04/12 00:12	1
2,4,6-Trinitrotoluene	**3.5**		0.10	0.10	0.050	ug/L		08/04/12 00:12	1

Client: Environmental Quality Mgt., Inc.
Project/Site: RVAAP (OH)

TestAmerica Job ID: 240-13468-1

Client Sample ID: FWGLL3MW-241C-0115-GW
Date Collected: 07/24/12 17:35
Date Received: 07/25/12 07:30

Lab Sample ID: 240-13468-12
Matrix: Water

Surrogate	*%Recovery*	*Qualifier*	*Limits*	*Prepared*	*Analyzed*	*Dil Fac*
3,4-Dinitrotoluene	*133*	*	*79 - 111*	*07/30/12 12:00*	*08/04/12 00:12*	*1*

General Chemistry

Analyte	Result	Qualifier	LOQ	LOD	DL	Unit	D	Analyzed	Dil Fac
Nitrocellulose	1.0 U		2.0	1.0	0.48	mg/L		08/09/12 12:30	1

Client: Environmental Quality Mgt., Inc.
Project/Site: RVAAP (OH)

TestAmerica Job ID: 240-13468-1

Client Sample ID: FWGLL3MW-241C-0115-GF
Date Collected: 07/24/12 17:35
Date Received: 07/25/12 07:30

Lab Sample ID: 240-13468-13
Matrix: Water

Method: 6010B/DOD - Metals (ICP) - Total Recoverable

Analyte	Result	Qualifier	LOQ	LOD	DL	Unit	D	Analyzed	Dil Fac
Arsenic	10	U	10	10	3.3	ug/L		08/07/12 21:26	1
Chromium	4.0	U	7.0	4.0	1.4	ug/L		08/07/12 21:26	1
Cobalt	4.0	U	7.0	4.0	1.5	ug/L		08/07/12 21:26	1
Lead	5.0	U	10	5.0	1.7	ug/L		08/07/12 21:26	1
Selenium	10	U	15	10	4.0	ug/L		08/07/12 21:26	1
Silver	5.0	U	7.0	5.0	1.7	ug/L		08/07/12 21:26	1
Vanadium	4.0	U	7.0	4.0	1.3	ug/L		08/07/12 21:26	1
Barium	**3.3**	**J**	200	5.0	2.8	ug/L		08/07/12 21:26	1
Calcium	**20000**		5000	1000	630	ug/L		08/07/12 21:26	1
Copper	10	U	25	10	4.4	ug/L		08/07/12 21:26	1
Magnesium	**8200**		5000	300	120	ug/L		08/07/12 21:26	1
Manganese	**7.7**	**J**	15	5.0	1.8	ug/L		08/07/12 21:26	1
Nickel	5.0	U	40	5.0	2.2	ug/L		08/07/12 21:26	1
Potassium	**960**	**J**	5000	900	300	ug/L		08/07/12 21:26	1

Method: 6020/DOD - Metals (ICP/MS) - Total Recoverable

Analyte	Result	Qualifier	LOQ	LOD	DL	Unit	D	Analyzed	Dil Fac
Aluminum	60	U	60	60	20	ug/L		08/07/12 13:03	1
Antimony	0.50	U	2.0	0.50	0.21	ug/L		08/07/12 13:03	1
Beryllium	0.10	U	1.0	0.10	0.033	ug/L		08/07/12 13:03	1
Cadmium	0.070	U	2.0	0.070	0.023	ug/L		08/07/12 13:03	1
Iron	**79**	**J**	150	100	44	ug/L		08/07/12 13:03	1
Sodium	**3600**		1000	400	160	ug/L		08/07/12 13:03	1
Thallium	1.0	U	2.0	1.0	0.32	ug/L		08/07/12 13:03	1
Zinc	20	U	40	20	8.8	ug/L		08/07/12 13:03	1

Method: 7470A/DOD - Mercury (CVAA)

Analyte	Result	Qualifier	LOQ	LOD	DL	Unit	D	Analyzed	Dil Fac
Hg	0.20	U	0.20	0.20	0.12	ug/L		07/27/12 11:22	1

Client: Environmental Quality Mgt., Inc.
Project/Site: RVAAP (OH)

TestAmerica Job ID: 240-13468-1

Client Sample ID: FWG TEAM 2 TRIP
Date Collected: 07/24/12 08:00
Date Received: 07/25/12 07:30

Lab Sample ID: 240-13468-14
Matrix: Water

Method: 8260B/DoD - Volatile Organic Compounds (GC/MS)

Analyte	Result	Qualifier	LOQ	LOD	DL	Unit	D	Analyzed	Dil Fac
1,1,1-Trichloroethane	0.25	U	1.0	0.25	0.22	ug/L		07/27/12 15:24	1
1,1,2,2-Tetrachloroethane	0.25	U	1.0	0.25	0.18	ug/L		07/27/12 15:24	1
1,1,2-Trichloroethane	0.50	U	1.0	0.50	0.27	ug/L		07/27/12 15:24	1
1,1-Dichloroethane	0.25	U	1.0	0.25	0.15	ug/L		07/27/12 15:24	1
1,1-Dichloroethene	0.25	U	1.0	0.25	0.19	ug/L		07/27/12 15:24	1
1,2-Dichloroethane	0.25	U	1.0	0.25	0.22	ug/L		07/27/12 15:24	1
1,2-Dichloroethene, Total	0.50	U	2.0	0.50	0.34	ug/L		07/27/12 15:24	1
1,2-Dichloropropane	0.25	U	1.0	0.25	0.18	ug/L		07/27/12 15:24	1
2-Hexanone	0.50	U	10	0.50	0.41	ug/L		07/27/12 15:24	1
Bromochloromethane	0.50	U	1.0	0.50	0.29	ug/L		07/27/12 15:24	1
Acetone	**4.6**	**J**	10	1.1	1.1	ug/L		07/27/12 15:24	1
Benzene	0.25	U	1.0	0.25	0.13	ug/L		07/27/12 15:24	1
Bromoform	0.64	U	1.0	0.64	0.64	ug/L		07/27/12 15:24	1
Bromomethane	0.50	U	1.0	0.50	0.41	ug/L		07/27/12 15:24	1
Carbon disulfide	0.25	U	1.0	0.25	0.13	ug/L		07/27/12 15:24	1
Carbon tetrachloride	0.25	U	1.0	0.25	0.13	ug/L		07/27/12 15:24	1
Chlorobenzene	0.25	U	1.0	0.25	0.15	ug/L		07/27/12 15:24	1
Chloroethane	0.50	U	1.0	0.50	0.29	ug/L		07/27/12 15:24	1
Chloroform	0.25	U	1.0	0.25	0.16	ug/L		07/27/12 15:24	1
Chloromethane	0.50	U	1.0	0.50	0.30	ug/L		07/27/12 15:24	1
cis-1,2-Dichloroethene	0.25	U	1.0	0.25	0.17	ug/L		07/27/12 15:24	1
cis-1,3-Dichloropropene	0.25	U	1.0	0.25	0.14	ug/L		07/27/12 15:24	1
Bromodichloromethane	0.25	U	1.0	0.25	0.15	ug/L		07/27/12 15:24	1
Ethylbenzene	0.25	U	1.0	0.25	0.17	ug/L		07/27/12 15:24	1
1,2-Dibromoethane	0.25	U	1.0	0.25	0.24	ug/L		07/27/12 15:24	1
m-Xylene & p-Xylene	0.50	U	2.0	0.50	0.24	ug/L		07/27/12 15:24	1
2-Butanone (MEK)	0.57	U	10	0.57	0.57	ug/L		07/27/12 15:24	1
4-Methyl-2-pentanone (MIBK)	0.50	U	10	0.50	0.32	ug/L		07/27/12 15:24	1
Methylene Chloride	0.50	U	1.0	0.50	0.33	ug/L		07/27/12 15:24	1
o-Xylene	0.25	U	1.0	0.25	0.14	ug/L		07/27/12 15:24	1
Styrene	0.25	U	1.0	0.25	0.11	ug/L		07/27/12 15:24	1
Tetrachloroethene	0.50	U	1.0	0.50	0.29	ug/L		07/27/12 15:24	1
Toluene	0.25	U	1.0	0.25	0.13	ug/L		07/27/12 15:24	1
trans-1,2-Dichloroethene	0.25	U	1.0	0.25	0.19	ug/L		07/27/12 15:24	1
trans-1,3-Dichloropropene	0.25	U	1.0	0.25	0.19	ug/L		07/27/12 15:24	1
Trichloroethene	0.25	U	1.0	0.25	0.17	ug/L		07/27/12 15:24	1
Vinyl chloride	0.25	U	1.0	0.25	0.22	ug/L		07/27/12 15:24	1
Xylenes, Total	0.75	U	2.0	0.75	0.28	ug/L		07/27/12 15:24	1
Dibromochloromethane	0.25	U	1.0	0.25	0.18	ug/L		07/27/12 15:24	1

Surrogate	*%Recovery*	*Qualifier*	*Limits*	*Prepared*	*Analyzed*	*Dil Fac*
1,2-Dichloroethane-d4 (Surr)	*109*		*70 - 120*		*07/27/12 15:24*	*1*
4-Bromofluorobenzene (Surr)	*87*		*75 - 120*		*07/27/12 15:24*	*1*
Toluene-d8 (Surr)	*88*		*85 - 120*		*07/27/12 15:24*	*1*
Dibromofluoromethane (Surr)	*96*		*85 - 115*		*07/27/12 15:24*	*1*

Client: Environmental Quality Mgt., Inc.
Project/Site: RVAAP (OH)

TestAmerica Job ID: 240-13468-1

Client Sample ID: FWGLL12MW-185C-0103-GW
Date Collected: 07/24/12 09:24
Date Received: 07/25/12 07:30

Lab Sample ID: 240-13468-15
Matrix: Water

General Chemistry

Analyte	Result	Qualifier	LOQ	LOD	DL	Unit	D	Analyzed	Dil Fac
Nitrate-Nitrite	145	Q	5.0	1.2	0.53	mg/L		08/08/12 11:14	100

Client Sample ID: FWGLL12MW-185C-0103-GF
Date Collected: 07/24/12 09:24
Date Received: 07/25/12 07:30

Lab Sample ID: 240-13468-16
Matrix: Water

Method: 6010B/DOD - Metals (ICP) - Total Recoverable

Analyte	Result	Qualifier	LOQ	LOD	DL	Unit	D	Analyzed	Dil Fac
Arsenic	**3.5**	**J**	10	10	3.3	ug/L		08/07/12 21:22	1
Chromium	4.0	U	7.0	4.0	1.4	ug/L		08/07/12 21:22	1
Cobalt	**2.5**	**J**	7.0	4.0	1.5	ug/L		08/07/12 21:22	1
Lead	5.0	U	10	5.0	1.7	ug/L		08/07/12 21:22	1
Selenium	10	U	15	10	4.0	ug/L		08/07/12 21:22	1
Silver	5.0	U	7.0	5.0	1.7	ug/L		08/07/12 21:22	1
Vanadium	4.0	U	7.0	4.0	1.3	ug/L		08/07/12 21:22	1
Barium	**43**	**J**	200	5.0	2.8	ug/L		08/07/12 21:22	1
Calcium	**680000**		10000	2000	1300	ug/L		08/10/12 18:43	2
Copper	20	U	50	20	8.7	ug/L		08/10/12 18:43	2
Magnesium	**280000**		5000	300	120	ug/L		08/07/12 21:22	1
Manganese	**1700**		15	5.0	1.8	ug/L		08/07/12 21:22	1
Nickel	**9.6**	**J**	40	5.0	2.2	ug/L		08/07/12 21:22	1
Potassium	**8600**		5000	900	300	ug/L		08/07/12 21:22	1

Method: 6020/DOD - Metals (ICP/MS) - Total Recoverable

Analyte	Result	Qualifier	LOQ	LOD	DL	Unit	D	Analyzed	Dil Fac
Aluminum	**64**		60	60	20	ug/L		08/07/12 12:58	1
Antimony	**0.39**	**J**	2.0	0.50	0.21	ug/L		08/07/12 12:58	1
Beryllium	0.10	U	1.0	0.10	0.033	ug/L		08/07/12 12:58	1
Cadmium	**0.27**	**J**	2.0	0.070	0.023	ug/L		08/07/12 12:58	1
Iron	100	U	150	100	44	ug/L		08/07/12 12:58	1
Sodium	**55000**		1000	400	160	ug/L		08/07/12 12:58	1
Thallium	1.0	U	2.0	1.0	0.32	ug/L		08/07/12 12:58	1
Zinc	**9.5**	**J**	40	20	8.8	ug/L		08/07/12 12:58	1

Method: 7470A/DOD - Mercury (CVAA)

Analyte	Result	Qualifier	LOQ	LOD	DL	Unit	D	Analyzed	Dil Fac
Hg	0.20	U	0.20	0.20	0.12	ug/L		07/27/12 11:20	1

Client Sample ID: FWGLL12MW-247-0108-GW
Date Collected: 07/24/12 10:12
Date Received: 07/25/12 07:30

Lab Sample ID: 240-13468-17
Matrix: Water

Method: 8260B/DoD - Volatile Organic Compounds (GC/MS)

Analyte	Result	Qualifier	LOQ	LOD	DL	Unit	D	Analyzed	Dil Fac
1,1,1-Trichloroethane	0.25	U	1.0	0.25	0.22	ug/L		07/27/12 15:47	1
1,1,2,2-Tetrachloroethane	0.25	U	1.0	0.25	0.18	ug/L		07/27/12 15:47	1
1,1,2-Trichloroethane	0.50	U	1.0	0.50	0.27	ug/L		07/27/12 15:47	1
1,1-Dichloroethane	0.25	U	1.0	0.25	0.15	ug/L		07/27/12 15:47	1
1,1-Dichloroethene	0.25	U	1.0	0.25	0.19	ug/L		07/27/12 15:47	1
1,2-Dichloroethane	0.25	U	1.0	0.25	0.22	ug/L		07/27/12 15:47	1
1,2-Dichloroethene, Total	0.50	U	2.0	0.50	0.34	ug/L		07/27/12 15:47	1
1,2-Dichloropropane	0.25	U	1.0	0.25	0.18	ug/L		07/27/12 15:47	1
2-Hexanone	0.50	U	10	0.50	0.41	ug/L		07/27/12 15:47	1
Bromochloromethane	0.50	U	1.0	0.50	0.29	ug/L		07/27/12 15:47	1
Acetone	**1.2**	**J**	10	1.1	1.1	ug/L		07/27/12 15:47	1
Benzene	0.25	U	1.0	0.25	0.13	ug/L		07/27/12 15:47	1
Bromoform	0.64	U	1.0	0.64	0.64	ug/L		07/27/12 15:47	1
Bromomethane	0.50	U	1.0	0.50	0.41	ug/L		07/27/12 15:47	1
Carbon disulfide	0.25	U	1.0	0.25	0.13	ug/L		07/27/12 15:47	1
Carbon tetrachloride	0.25	U	1.0	0.25	0.13	ug/L		07/27/12 15:47	1
Chlorobenzene	0.25	U	1.0	0.25	0.15	ug/L		07/27/12 15:47	1
Chloroethane	0.50	U	1.0	0.50	0.29	ug/L		07/27/12 15:47	1
Chloroform	0.25	U	1.0	0.25	0.16	ug/L		07/27/12 15:47	1
Chloromethane	0.50	U	1.0	0.50	0.30	ug/L		07/27/12 15:47	1
cis-1,2-Dichloroethene	0.25	U	1.0	0.25	0.17	ug/L		07/27/12 15:47	1
cis-1,3-Dichloropropene	0.25	U	1.0	0.25	0.14	ug/L		07/27/12 15:47	1
Bromodichloromethane	0.25	U	1.0	0.25	0.15	ug/L		07/27/12 15:47	1
Ethylbenzene	0.25	U	1.0	0.25	0.17	ug/L		07/27/12 15:47	1
1,2-Dibromoethane	0.25	U	1.0	0.25	0.24	ug/L		07/27/12 15:47	1
m-Xylene & p-Xylene	0.50	U	2.0	0.50	0.24	ug/L		07/27/12 15:47	1
2-Butanone (MEK)	0.57	U	10	0.57	0.57	ug/L		07/27/12 15:47	1
4-Methyl-2-pentanone (MIBK)	0.50	U	10	0.50	0.32	ug/L		07/27/12 15:47	1
Methylene Chloride	0.50	U	1.0	0.50	0.33	ug/L		07/27/12 15:47	1
o-Xylene	0.25	U	1.0	0.25	0.14	ug/L		07/27/12 15:47	1
Styrene	0.25	U	1.0	0.25	0.11	ug/L		07/27/12 15:47	1
Tetrachloroethene	0.50	U	1.0	0.50	0.29	ug/L		07/27/12 15:47	1
Toluene	0.25	U	1.0	0.25	0.13	ug/L		07/27/12 15:47	1
trans-1,2-Dichloroethene	0.25	U	1.0	0.25	0.19	ug/L		07/27/12 15:47	1
trans-1,3-Dichloropropene	0.25	U	1.0	0.25	0.19	ug/L		07/27/12 15:47	1
Trichloroethene	0.25	U	1.0	0.25	0.17	ug/L		07/27/12 15:47	1
Vinyl chloride	0.25	U	1.0	0.25	0.22	ug/L		07/27/12 15:47	1
Xylenes, Total	0.75	U	2.0	0.75	0.28	ug/L		07/27/12 15:47	1
Dibromochloromethane	0.25	U	1.0	0.25	0.18	ug/L		07/27/12 15:47	1

Surrogate	*%Recovery*	*Qualifier*	*Limits*	*Prepared*	*Analyzed*	*Dil Fac*
1,2-Dichloroethane-d4 (Surr)	*108*		*70 - 120*		*07/27/12 15:47*	*1*
4-Bromofluorobenzene (Surr)	*87*		*75 - 120*		*07/27/12 15:47*	*1*
Toluene-d8 (Surr)	*85*		*85 - 120*		*07/27/12 15:47*	*1*
Dibromofluoromethane (Surr)	*98*		*85 - 115*		*07/27/12 15:47*	*1*

Method: 8081/DOD - Organochlorine Pesticides (GC)

Analyte	Result	Qualifier	LOQ	LOD	DL	Unit	D	Analyzed	Dil Fac
4,4'-DDD	0.010	U	0.051	0.010	0.0098	ug/L		08/02/12 20:28	1
4,4'-DDE	0.010	U	0.051	0.010	0.0099	ug/L		08/02/12 20:28	1

Client Sample ID: FWGLL12MW-247-0108-GW
Date Collected: 07/24/12 10:12
Date Received: 07/25/12 07:30

Lab Sample ID: 240-13468-17
Matrix: Water

Method: 8081/DOD - Organochlorine Pesticides (GC) (Continued)

Analyte	Result	Qualifier	LOQ	LOD	DL	Unit	D	Analyzed	Dil Fac
4,4'-DDT	0.031	U	0.051	0.031	0.016	ug/L		08/02/12 20:28	1
Aldrin	0.010	U	0.031	0.010	0.0084	ug/L		08/02/12 20:28	1
alpha-BHC	0.010	U	0.031	0.010	0.0071	ug/L		08/02/12 20:28	1
alpha-Chlordane	0.014	U	0.051	0.014	0.014	ug/L		08/02/12 20:28	1
beta-BHC	0.010	U	0.051	0.010	0.0086	ug/L		08/02/12 20:28	1
delta-BHC	0.010	U	0.051	0.010	0.0089	ug/L		08/02/12 20:28	1
Dieldrin	0.010	U	0.031	0.010	0.0077	ug/L		08/02/12 20:28	1
Endosulfan I	0.013	U	0.051	0.013	0.013	ug/L		08/02/12 20:28	1
Endosulfan II	0.012	U	0.051	0.012	0.012	ug/L		08/02/12 20:28	1
Endosulfan sulfate	0.011	U	0.051	0.011	0.011	ug/L		08/02/12 20:28	1
Endrin	0.011	U	0.051	0.011	0.011	ug/L		08/02/12 20:28	1
Endrin aldehyde	0.011	U	0.051	0.011	0.011	ug/L		08/02/12 20:28	1
Endrin ketone	0.010	U	0.051	0.010	0.0080	ug/L		08/02/12 20:28	1
gamma-BHC (Lindane)	0.010	U	0.051	0.010	0.0065	ug/L		08/02/12 20:28	1
gamma-Chlordane	0.012	U	0.051	0.012	0.012	ug/L		08/02/12 20:28	1
Heptachlor	0.010	U	0.031	0.010	0.0082	ug/L		08/02/12 20:28	1
Heptachlor epoxide	0.010	U	0.031	0.010	0.0072	ug/L		08/02/12 20:28	1
Methoxychlor	0.033	U	0.10	0.033	0.033	ug/L		08/02/12 20:28	1
Toxaphene	0.51	U	2.0	0.51	0.33	ug/L		08/02/12 20:28	1

Surrogate	*%Recovery*	*Qualifier*	*Limits*	*Prepared*	*Analyzed*	*Dil Fac*
DCB Decachlorobiphenyl	*36*		*30 - 135*	*07/26/12 10:01*	*08/02/12 20:28*	*1*
DCB Decachlorobiphenyl	*48*		*30 - 135*	*07/26/12 10:01*	*08/02/12 20:28*	*1*
Tetrachloro-m-xylene	*77*		*25 - 140*	*07/26/12 10:01*	*08/02/12 20:28*	*1*
Tetrachloro-m-xylene	*82*		*25 - 140*	*07/26/12 10:01*	*08/02/12 20:28*	*1*

Method: 8082/DOD - Polychlorinated Biphenyls (PCBs) by Gas Chromatography

Analyte	Result	Qualifier	LOQ	LOD	DL	Unit	D	Analyzed	Dil Fac
Aroclor-1016	0.20	U	0.51	0.20	0.17	ug/L		07/31/12 22:16	1
Aroclor-1221	0.20	U	0.51	0.20	0.13	ug/L		07/31/12 22:16	1
Aroclor-1232	0.20	U	0.51	0.20	0.16	ug/L		07/31/12 22:16	1
Aroclor-1242	0.41	U	0.51	0.41	0.22	ug/L		07/31/12 22:16	1
Aroclor-1248	0.20	U	0.51	0.20	0.10	ug/L		07/31/12 22:16	1
Aroclor-1254	0.20	U	0.51	0.20	0.16	ug/L		07/31/12 22:16	1
Aroclor-1260	0.20	U	0.51	0.20	0.17	ug/L		07/31/12 22:16	1

Surrogate	*%Recovery*	*Qualifier*	*Limits*	*Prepared*	*Analyzed*	*Dil Fac*
Tetrachloro-m-xylene	*64*		*40 - 140*	*07/26/12 10:12*	*07/31/12 22:16*	*1*
Tetrachloro-m-xylene	*68*		*40 - 140*	*07/26/12 10:12*	*07/31/12 22:16*	*1*
DCB Decachlorobiphenyl	*37*	*Q*	*40 - 135*	*07/26/12 10:12*	*07/31/12 22:16*	*1*
DCB Decachlorobiphenyl	*39*	*Q*	*40 - 135*	*07/26/12 10:12*	*07/31/12 22:16*	*1*

Method: 8330 (Modified) - Organic Compounds by UV/HPLC - Dissolved

Analyte	Result	Qualifier	LOQ	LOD	DL	Unit	D	Analyzed	Dil Fac
Nitroguanidine	6.0	U	20	6.0	2.4	ug/L		07/31/12 12:32	1

Method: 8330/8330A - Nitroaromatics & Nitramines: Explosives (8330/A)

Analyte	Result	Qualifier	LOQ	LOD	DL	Unit	D	Analyzed	Dil Fac
Nitroglycerin	0.51	U	0.66	0.51	0.34	ug/L		08/04/12 00:52	1.02
PETN	0.51	U	0.66	0.51	0.31	ug/L		08/04/12 00:52	1.02
2-Amino-4,6-dinitrotoluene	0.10	U	0.20	0.10	0.017	ug/L		08/04/12 00:52	1.02

Client: Environmental Quality Mgt., Inc.
Project/Site: RVAAP (OH)

TestAmerica Job ID: 240-13468-1

Client Sample ID: FWGLL12MW-247-0108-GW — **Lab Sample ID: 240-13468-17**
Date Collected: 07/24/12 10:12 — **Matrix: Water**
Date Received: 07/25/12 07:30

Method: 8330/8330A - Nitroaromatics & Nitramines: Explosives (8330/A) (Continued)

Analyte	Result	Qualifier	LOQ	LOD	DL	Unit	D	Analyzed	Dil Fac
4-Amino-2,6-dinitrotoluene	0.10 U		0.10	0.10	0.051	ug/L		08/04/12 00:52	1.02
1,3-Dinitrobenzene	0.10 U		0.10	0.10	0.051	ug/L		08/04/12 00:52	1.02
2,4-Dinitrotoluene	0.10 U		0.10	0.10	0.051	ug/L		08/04/12 00:52	1.02
2,6-Dinitrotoluene	0.10 U		0.10	0.10	0.051	ug/L		08/04/12 00:52	1.02
HMX	0.051 U		0.10	0.051	0.037	ug/L		08/04/12 00:52	1.02
Nitrobenzene	0.10 U		0.10	0.10	0.051	ug/L		08/04/12 00:52	1.02
2-Nitrotoluene	0.10 U		0.51	0.10	0.090	ug/L		08/04/12 00:52	1.02
3-Nitrotoluene	0.10 U		0.51	0.10	0.058	ug/L		08/04/12 00:52	1.02
4-Nitrotoluene	0.10 U		0.66	0.10	0.090	ug/L		08/04/12 00:52	1.02
RDX	0.051 U		0.10	0.051	0.037	ug/L		08/04/12 00:52	1.02
Tetryl	0.10 U		0.10	0.10	0.051	ug/L		08/04/12 00:52	1.02
1,3,5-Trinitrobenzene	0.051 U		0.10	0.051	0.031	ug/L		08/04/12 00:52	1.02
2,4,6-Trinitrotoluene	0.10 U		0.10	0.10	0.051	ug/L		08/04/12 00:52	1.02

Surrogate	*%Recovery*	*Qualifier*	*Limits*	*Prepared*	*Analyzed*	*Dil Fac*
3,4-Dinitrotoluene	*106*		*79 - 111*	*07/30/12 12:00*	*08/04/12 00:52*	*1.02*

General Chemistry

Analyte	Result	Qualifier	LOQ	LOD	DL	Unit	D	Analyzed	Dil Fac
Nitrate-Nitrite	**0.027**	**J**	0.050	0.012	0.0053	mg/L		08/08/12 11:16	1
Cyanide, Total	0.010	U	0.010	0.010	0.0050	mg/L		07/26/12 14:28	1
Nitrocellulose	1.0 U		2.0	1.0	0.48	mg/L		08/09/12 12:32	1

Client: Environmental Quality Mgt., Inc.
Project/Site: RVAAP (OH)

TestAmerica Job ID: 240-13468-1

Client Sample ID: FWGLL12MW-247-0108-GF
Date Collected: 07/24/12 10:12
Date Received: 07/25/12 07:30

Lab Sample ID: 240-13468-18
Matrix: Water

Method: 6010B/DOD - Metals (ICP) - Total Recoverable

Analyte	Result	Qualifier	LOQ	LOD	DL	Unit	D	Analyzed	Dil Fac
Arsenic	**7.6**	**J**	10	10	3.3	ug/L		08/07/12 21:18	1
Chromium	4.0	U	7.0	4.0	1.4	ug/L		08/07/12 21:18	1
Cobalt	4.0	U	7.0	4.0	1.5	ug/L		08/07/12 21:18	1
Lead	5.0	U	10	5.0	1.7	ug/L		08/07/12 21:18	1
Selenium	10	U	15	10	4.0	ug/L		08/07/12 21:18	1
Silver	5.0	U	7.0	5.0	1.7	ug/L		08/07/12 21:18	1
Vanadium	4.0	U	7.0	4.0	1.3	ug/L		08/07/12 21:18	1
Barium	**30**	**J**	200	5.0	2.8	ug/L		08/07/12 21:18	1
Calcium	**100000**		5000	1000	630	ug/L		08/07/12 21:18	1
Copper	10	U	25	10	4.4	ug/L		08/07/12 21:18	1
Magnesium	**55000**		5000	300	120	ug/L		08/07/12 21:18	1
Manganese	**180**		15	5.0	1.8	ug/L		08/07/12 21:18	1
Nickel	5.0	U	40	5.0	2.2	ug/L		08/07/12 21:18	1
Potassium	**3200**	**J**	5000	900	300	ug/L		08/07/12 21:18	1

Method: 6020/DOD - Metals (ICP/MS) - Total Recoverable

Analyte	Result	Qualifier	LOQ	LOD	DL	Unit	D	Analyzed	Dil Fac
Aluminum	**25**	**J**	60	60	20	ug/L		08/07/12 12:53	1
Antimony	**1.0**	**J**	2.0	0.50	0.21	ug/L		08/07/12 12:53	1
Beryllium	0.10	U	1.0	0.10	0.033	ug/L		08/07/12 12:53	1
Cadmium	**0.028**	**J**	2.0	0.070	0.023	ug/L		08/07/12 12:53	1
Iron	**430**		150	100	44	ug/L		08/07/12 12:53	1
Sodium	**24000**		1000	400	160	ug/L		08/07/12 12:53	1
Thallium	**0.32**	**J**	2.0	1.0	0.32	ug/L		08/07/12 12:53	1
Zinc	20	U	40	20	8.8	ug/L		08/07/12 12:53	1

Method: 7470A/DOD - Mercury (CVAA)

Analyte	Result	Qualifier	LOQ	LOD	DL	Unit	D	Analyzed	Dil Fac
Hg	**0.18**	**J**	0.20	0.20	0.12	ug/L		07/27/12 11:19	1

Client Sample ID: FWGSCFMW-002-0130-GW
Date Collected: 07/24/12 11:28
Date Received: 07/25/12 07:30

Lab Sample ID: 240-13468-19
Matrix: Water

Method: 8260B/DoD - Volatile Organic Compounds (GC/MS)

Analyte	Result	Qualifier	LOQ	LOD	DL	Unit	D	Analyzed	Dil Fac
1,1,1-Trichloroethane	0.25	U	1.0	0.25	0.22	ug/L		07/27/12 16:09	1
1,1,2,2-Tetrachloroethane	0.25	U	1.0	0.25	0.18	ug/L		07/27/12 16:09	1
1,1,2-Trichloroethane	0.50	U	1.0	0.50	0.27	ug/L		07/27/12 16:09	1
1,1-Dichloroethane	0.25	U	1.0	0.25	0.15	ug/L		07/27/12 16:09	1
1,1-Dichloroethene	0.25	U	1.0	0.25	0.19	ug/L		07/27/12 16:09	1
1,2-Dichloroethane	0.25	U	1.0	0.25	0.22	ug/L		07/27/12 16:09	1
1,2-Dichloroethene, Total	0.50	U	2.0	0.50	0.34	ug/L		07/27/12 16:09	1
1,2-Dichloropropane	0.25	U	1.0	0.25	0.18	ug/L		07/27/12 16:09	1
2-Hexanone	0.50	U	10	0.50	0.41	ug/L		07/27/12 16:09	1
Bromochloromethane	0.50	U	1.0	0.50	0.29	ug/L		07/27/12 16:09	1
Acetone	1.1	U	10	1.1	1.1	ug/L		07/27/12 16:09	1
Benzene	0.25	U	1.0	0.25	0.13	ug/L		07/27/12 16:09	1
Bromoform	0.64	U	1.0	0.64	0.64	ug/L		07/27/12 16:09	1
Bromomethane	0.50	U	1.0	0.50	0.41	ug/L		07/27/12 16:09	1
Carbon disulfide	**0.18**	**J**	1.0	0.25	0.13	ug/L		07/27/12 16:09	1
Carbon tetrachloride	0.25	U	1.0	0.25	0.13	ug/L		07/27/12 16:09	1
Chlorobenzene	0.25	U	1.0	0.25	0.15	ug/L		07/27/12 16:09	1
Chloroethane	0.50	U	1.0	0.50	0.29	ug/L		07/27/12 16:09	1
Chloroform	0.25	U	1.0	0.25	0.16	ug/L		07/27/12 16:09	1
Chloromethane	0.50	U	1.0	0.50	0.30	ug/L		07/27/12 16:09	1
cis-1,2-Dichloroethene	0.25	U	1.0	0.25	0.17	ug/L		07/27/12 16:09	1
cis-1,3-Dichloropropene	0.25	U	1.0	0.25	0.14	ug/L		07/27/12 16:09	1
Bromodichloromethane	0.25	U	1.0	0.25	0.15	ug/L		07/27/12 16:09	1
Ethylbenzene	0.25	U	1.0	0.25	0.17	ug/L		07/27/12 16:09	1
1,2-Dibromoethane	0.25	U	1.0	0.25	0.24	ug/L		07/27/12 16:09	1
m-Xylene & p-Xylene	0.50	U	2.0	0.50	0.24	ug/L		07/27/12 16:09	1
2-Butanone (MEK)	0.57	U	10	0.57	0.57	ug/L		07/27/12 16:09	1
4-Methyl-2-pentanone (MIBK)	0.50	U	10	0.50	0.32	ug/L		07/27/12 16:09	1
Methylene Chloride	0.50	U	1.0	0.50	0.33	ug/L		07/27/12 16:09	1
o-Xylene	0.25	U	1.0	0.25	0.14	ug/L		07/27/12 16:09	1
Styrene	0.25	U	1.0	0.25	0.11	ug/L		07/27/12 16:09	1
Tetrachloroethene	0.50	U	1.0	0.50	0.29	ug/L		07/27/12 16:09	1
Toluene	0.25	U	1.0	0.25	0.13	ug/L		07/27/12 16:09	1
trans-1,2-Dichloroethene	0.25	U	1.0	0.25	0.19	ug/L		07/27/12 16:09	1
trans-1,3-Dichloropropene	0.25	U	1.0	0.25	0.19	ug/L		07/27/12 16:09	1
Trichloroethene	0.25	U	1.0	0.25	0.17	ug/L		07/27/12 16:09	1
Vinyl chloride	0.25	U	1.0	0.25	0.22	ug/L		07/27/12 16:09	1
Xylenes, Total	0.75	U	2.0	0.75	0.28	ug/L		07/27/12 16:09	1
Dibromochloromethane	0.25	U	1.0	0.25	0.18	ug/L		07/27/12 16:09	1

Surrogate	*%Recovery*	*Qualifier*	*Limits*	*Prepared*	*Analyzed*	*Dil Fac*
1,2-Dichloroethane-d4 (Surr)	*115*		*70 - 120*		*07/27/12 16:09*	*1*
4-Bromofluorobenzene (Surr)	*89*		*75 - 120*		*07/27/12 16:09*	*1*
Toluene-d8 (Surr)	*89*		*85 - 120*		*07/27/12 16:09*	*1*
Dibromofluoromethane (Surr)	*101*		*85 - 115*		*07/27/12 16:09*	*1*

Method: 8081/DOD - Organochlorine Pesticides (GC)

Analyte	Result	Qualifier	LOQ	LOD	DL	Unit	D	Analyzed	Dil Fac
4,4'-DDD	0.0095	U	0.048	0.0095	0.0091	ug/L		08/02/12 20:51	1
4,4'-DDE	0.0095	U	0.048	0.0095	0.0092	ug/L		08/02/12 20:51	1

Client Sample ID: FWGSCFMW-002-0130-GW
Date Collected: 07/24/12 11:28
Date Received: 07/25/12 07:30

Lab Sample ID: 240-13468-19
Matrix: Water

Method: 8081/DOD - Organochlorine Pesticides (GC) (Continued)

Analyte	Result	Qualifier	LOQ	LOD	DL	Unit	D	Analyzed	Dil Fac
4,4'-DDT	0.029	U	0.048	0.029	0.015	ug/L		08/02/12 20:51	1
Aldrin	0.0095	U	0.029	0.0095	0.0078	ug/L		08/02/12 20:51	1
alpha-BHC	0.0095	U	0.029	0.0095	0.0067	ug/L		08/02/12 20:51	1
alpha-Chlordane	0.013	U	0.048	0.013	0.013	ug/L		08/02/12 20:51	1
beta-BHC	0.0095	U	0.048	0.0095	0.0080	ug/L		08/02/12 20:51	1
delta-BHC	0.0095	U	0.048	0.0095	0.0083	ug/L		08/02/12 20:51	1
Dieldrin	0.0095	U	0.029	0.0095	0.0071	ug/L		08/02/12 20:51	1
Endosulfan I	0.012	U	0.048	0.012	0.012	ug/L		08/02/12 20:51	1
Endosulfan II	0.011	U	0.048	0.011	0.011	ug/L		08/02/12 20:51	1
Endosulfan sulfate	0.010	U	0.048	0.010	0.010	ug/L		08/02/12 20:51	1
Endrin	0.010	U	0.048	0.010	0.010	ug/L		08/02/12 20:51	1
Endrin aldehyde	0.010	U	0.048	0.010	0.010	ug/L		08/02/12 20:51	1
Endrin ketone	0.0095	U	0.048	0.0095	0.0074	ug/L		08/02/12 20:51	1
gamma-BHC (Lindane)	0.0095	U	0.048	0.0095	0.0061	ug/L		08/02/12 20:51	1
gamma-Chlordane	0.011	U	0.048	0.011	0.011	ug/L		08/02/12 20:51	1
Heptachlor	0.0095	U	0.029	0.0095	0.0076	ug/L		08/02/12 20:51	1
Heptachlor epoxide	0.0095	U	0.029	0.0095	0.0068	ug/L		08/02/12 20:51	1
Methoxychlor	0.030	U	0.095	0.030	0.030	ug/L		08/02/12 20:51	1
Toxaphene	0.48	U	1.9	0.48	0.30	ug/L		08/02/12 20:51	1

Surrogate	*%Recovery*	*Qualifier*	*Limits*	*Prepared*	*Analyzed*	*Dil Fac*
DCB Decachlorobiphenyl	*63*		*30 - 135*	*07/26/12 10:01*	*08/02/12 20:51*	*1*
DCB Decachlorobiphenyl	*79*		*30 - 135*	*07/26/12 10:01*	*08/02/12 20:51*	*1*
Tetrachloro-m-xylene	*68*		*25 - 140*	*07/26/12 10:01*	*08/02/12 20:51*	*1*
Tetrachloro-m-xylene	*67*		*25 - 140*	*07/26/12 10:01*	*08/02/12 20:51*	*1*

Method: 8082/DOD - Polychlorinated Biphenyls (PCBs) by Gas Chromatography

Analyte	Result	Qualifier	LOQ	LOD	DL	Unit	D	Analyzed	Dil Fac
Aroclor-1016	0.19	U	0.48	0.19	0.16	ug/L		07/31/12 22:32	1
Aroclor-1221	0.19	U	0.48	0.19	0.12	ug/L		07/31/12 22:32	1
Aroclor-1232	0.19	U	0.48	0.19	0.15	ug/L		07/31/12 22:32	1
Aroclor-1242	0.38	U	0.48	0.38	0.21	ug/L		07/31/12 22:32	1
Aroclor-1248	0.19	U	0.48	0.19	0.095	ug/L		07/31/12 22:32	1
Aroclor-1254	0.19	U	0.48	0.19	0.15	ug/L		07/31/12 22:32	1
Aroclor-1260	0.19	U	0.48	0.19	0.16	ug/L		07/31/12 22:32	1

Surrogate	*%Recovery*	*Qualifier*	*Limits*	*Prepared*	*Analyzed*	*Dil Fac*
Tetrachloro-m-xylene	*53*		*40 - 140*	*07/26/12 10:12*	*07/31/12 22:32*	*1*
Tetrachloro-m-xylene	*52*		*40 - 140*	*07/26/12 10:12*	*07/31/12 22:32*	*1*
DCB Decachlorobiphenyl	*62*		*40 - 135*	*07/26/12 10:12*	*07/31/12 22:32*	*1*
DCB Decachlorobiphenyl	*66*		*40 - 135*	*07/26/12 10:12*	*07/31/12 22:32*	*1*

Method: 8330 (Modified) - Organic Compounds by UV/HPLC - Dissolved

Analyte	Result	Qualifier	LOQ	LOD	DL	Unit	D	Analyzed	Dil Fac
Nitroguanidine	6.0	U	20	6.0	2.4	ug/L		07/31/12 12:47	1

Method: 8330/8330A - Nitroaromatics & Nitramines: Explosives (8330/A)

Analyte	Result	Qualifier	LOQ	LOD	DL	Unit	D	Analyzed	Dil Fac
Nitroglycerin	0.52	U	0.67	0.52	0.34	ug/L		08/04/12 02:13	1.03
PETN	0.52	U	0.67	0.52	0.31	ug/L		08/04/12 02:13	1.03
2-Amino-4,6-dinitrotoluene	0.10	U	0.21	0.10	0.018	ug/L		08/04/12 02:13	1.03

Client: Environmental Quality Mgt., Inc.
Project/Site: RVAAP (OH)

TestAmerica Job ID: 240-13468-1

Client Sample ID: FWGSCFMW-002-0130-GW
Date Collected: 07/24/12 11:28
Date Received: 07/25/12 07:30

Lab Sample ID: 240-13468-19
Matrix: Water

Method: 8330/8330A - Nitroaromatics & Nitramines: Explosives (8330/A) (Continued)

Analyte	Result	Qualifier	LOQ	LOD	DL	Unit	D	Analyzed	Dil Fac
4-Amino-2,6-dinitrotoluene	0.10 U		0.10	0.10	0.052	ug/L		08/04/12 02:13	1.03
1,3-Dinitrobenzene	0.10 U		0.10	0.10	0.052	ug/L		08/04/12 02:13	1.03
2,4-Dinitrotoluene	0.10 U		0.10	0.10	0.052	ug/L		08/04/12 02:13	1.03
2,6-Dinitrotoluene	0.10 U		0.10	0.10	0.052	ug/L		08/04/12 02:13	1.03
HMX	0.052 U		0.10	0.052	0.037	ug/L		08/04/12 02:13	1.03
Nitrobenzene	0.10 U		0.10	0.10	0.052	ug/L		08/04/12 02:13	1.03
2-Nitrotoluene	0.10 U		0.52	0.10	0.091	ug/L		08/04/12 02:13	1.03
3-Nitrotoluene	0.10 U		0.52	0.10	0.059	ug/L		08/04/12 02:13	1.03
4-Nitrotoluene	0.10 U		0.67	0.10	0.091	ug/L		08/04/12 02:13	1.03
RDX	0.052 U		0.10	0.052	0.037	ug/L		08/04/12 02:13	1.03
Tetryl	0.10 U		0.10	0.10	0.052	ug/L		08/04/12 02:13	1.03
1,3,5-Trinitrobenzene	0.052 U		0.10	0.052	0.031	ug/L		08/04/12 02:13	1.03
2,4,6-Trinitrotoluene	0.10 U		0.10	0.10	0.052	ug/L		08/04/12 02:13	1.03

Surrogate	*%Recovery*	*Qualifier*	*Limits*	*Prepared*	*Analyzed*	*Dil Fac*
3,4-Dinitrotoluene	*108*		*79 - 111*	*07/30/12 12:00*	*08/04/12 02:13*	*1.03*

General Chemistry

Analyte	Result	Qualifier	LOQ	LOD	DL	Unit	D	Analyzed	Dil Fac
Nitrate-Nitrite	0.012 U		0.050	0.012	0.0053	mg/L		08/09/12 09:57	1
Nitrocellulose	1.0 U		2.0	1.0	0.48	mg/L		08/09/12 12:34	1

Client: Environmental Quality Mgt., Inc.
Project/Site: RVAAP (OH)

TestAmerica Job ID: 240-13468-1

Client Sample ID: FWGSCFMW-002-0130-GF
Date Collected: 07/24/12 11:28
Date Received: 07/25/12 07:30

Lab Sample ID: 240-13468-20
Matrix: Water

Method: 6010B/DOD - Metals (ICP) - Total Recoverable

Analyte	Result	Qualifier	LOQ	LOD	DL	Unit	D	Analyzed	Dil Fac
Arsenic	**15**		10	10	3.3	ug/L		08/07/12 20:59	1
Chromium	4.0	U	7.0	4.0	1.4	ug/L		08/07/12 20:59	1
Cobalt	4.0	U	7.0	4.0	1.5	ug/L		08/07/12 20:59	1
Lead	5.0	U	10	5.0	1.7	ug/L		08/07/12 20:59	1
Selenium	10	U	15	10	4.0	ug/L		08/07/12 20:59	1
Silver	5.0	U	7.0	5.0	1.7	ug/L		08/07/12 20:59	1
Vanadium	4.0	U	7.0	4.0	1.3	ug/L		08/07/12 20:59	1
Barium	**41**	**J**	200	5.0	2.8	ug/L		08/07/12 20:59	1
Calcium	**85000**		5000	1000	630	ug/L		08/07/12 20:59	1
Copper	10	U	25	10	4.4	ug/L		08/07/12 20:59	1
Magnesium	**28000**		5000	300	120	ug/L		08/07/12 20:59	1
Manganese	**69**		15	5.0	1.8	ug/L		08/07/12 20:59	1
Nickel	5.0	U	40	5.0	2.2	ug/L		08/07/12 20:59	1
Potassium	**2500**	**J**	5000	900	300	ug/L		08/07/12 20:59	1

Method: 6020/DOD - Metals (ICP/MS) - Total Recoverable

Analyte	Result	Qualifier	LOQ	LOD	DL	Unit	D	Analyzed	Dil Fac
Aluminum	60	U	60	60	20	ug/L		08/07/12 12:10	1
Antimony	0.50	U	2.0	0.50	0.21	ug/L		08/07/12 12:10	1
Beryllium	**0.12**	**J**	1.0	0.10	0.033	ug/L		08/07/12 12:10	1
Cadmium	0.070	U	2.0	0.070	0.023	ug/L		08/07/12 12:10	1
Iron	**350**		150	100	44	ug/L		08/07/12 12:10	1
Sodium	**21000**		1000	400	160	ug/L		08/07/12 12:10	1
Thallium	**0.60**	**J**	2.0	1.0	0.32	ug/L		08/07/12 12:10	1
Zinc	20	U	40	20	8.8	ug/L		08/07/12 12:10	1

Method: 7470A/DOD - Mercury (CVAA)

Analyte	Result	Qualifier	LOQ	LOD	DL	Unit	D	Analyzed	Dil Fac
Hg	0.20	U	0.20	0.20	0.12	ug/L		07/27/12 11:14	1

Client Sample ID: FWGEQUIPRINSE2-0155-GW
Date Collected: 07/24/12 12:08
Date Received: 07/25/12 07:30

Lab Sample ID: 240-13468-21
Matrix: Water

Method: 8260B/DoD - Volatile Organic Compounds (GC/MS)

Analyte	Result	Qualifier	LOQ	LOD	DL	Unit	D	Analyzed	Dil Fac
1,1,1-Trichloroethane	0.25	U	1.0	0.25	0.22	ug/L		07/27/12 16:31	1
1,1,2,2-Tetrachloroethane	0.25	U	1.0	0.25	0.18	ug/L		07/27/12 16:31	1
1,1,2-Trichloroethane	0.50	U	1.0	0.50	0.27	ug/L		07/27/12 16:31	1
1,1-Dichloroethane	0.25	U	1.0	0.25	0.15	ug/L		07/27/12 16:31	1
1,1-Dichloroethene	0.25	U	1.0	0.25	0.19	ug/L		07/27/12 16:31	1
1,2-Dichloroethane	0.25	U	1.0	0.25	0.22	ug/L		07/27/12 16:31	1
1,2-Dichloroethene, Total	0.50	U	2.0	0.50	0.34	ug/L		07/27/12 16:31	1
1,2-Dichloropropane	0.25	U	1.0	0.25	0.18	ug/L		07/27/12 16:31	1
2-Hexanone	0.50	U	10	0.50	0.41	ug/L		07/27/12 16:31	1
Bromochloromethane	0.50	U	1.0	0.50	0.29	ug/L		07/27/12 16:31	1
Acetone	**5.4**	**J**	10	1.1	1.1	ug/L		07/27/12 16:31	1
Benzene	0.25	U	1.0	0.25	0.13	ug/L		07/27/12 16:31	1
Bromoform	0.64	U	1.0	0.64	0.64	ug/L		07/27/12 16:31	1
Bromomethane	0.50	U	1.0	0.50	0.41	ug/L		07/27/12 16:31	1
Carbon disulfide	0.25	U	1.0	0.25	0.13	ug/L		07/27/12 16:31	1
Carbon tetrachloride	0.25	U	1.0	0.25	0.13	ug/L		07/27/12 16:31	1
Chlorobenzene	0.25	U	1.0	0.25	0.15	ug/L		07/27/12 16:31	1
Chloroethane	0.50	U	1.0	0.50	0.29	ug/L		07/27/12 16:31	1
Chloroform	0.25	U	1.0	0.25	0.16	ug/L		07/27/12 16:31	1
Chloromethane	0.50	U	1.0	0.50	0.30	ug/L		07/27/12 16:31	1
cis-1,2-Dichloroethene	0.25	U	1.0	0.25	0.17	ug/L		07/27/12 16:31	1
cis-1,3-Dichloropropene	0.25	U	1.0	0.25	0.14	ug/L		07/27/12 16:31	1
Bromodichloromethane	0.25	U	1.0	0.25	0.15	ug/L		07/27/12 16:31	1
Ethylbenzene	0.25	U	1.0	0.25	0.17	ug/L		07/27/12 16:31	1
1,2-Dibromoethane	0.25	U	1.0	0.25	0.24	ug/L		07/27/12 16:31	1
m-Xylene & p-Xylene	0.50	U	2.0	0.50	0.24	ug/L		07/27/12 16:31	1
2-Butanone (MEK)	0.57	U	10	0.57	0.57	ug/L		07/27/12 16:31	1
4-Methyl-2-pentanone (MIBK)	0.50	U	10	0.50	0.32	ug/L		07/27/12 16:31	1
Methylene Chloride	0.50	U	1.0	0.50	0.33	ug/L		07/27/12 16:31	1
o-Xylene	0.25	U	1.0	0.25	0.14	ug/L		07/27/12 16:31	1
Styrene	0.25	U	1.0	0.25	0.11	ug/L		07/27/12 16:31	1
Tetrachloroethene	0.50	U	1.0	0.50	0.29	ug/L		07/27/12 16:31	1
Toluene	0.25	U	1.0	0.25	0.13	ug/L		07/27/12 16:31	1
trans-1,2-Dichloroethene	0.25	U	1.0	0.25	0.19	ug/L		07/27/12 16:31	1
trans-1,3-Dichloropropene	0.25	U	1.0	0.25	0.19	ug/L		07/27/12 16:31	1
Trichloroethene	0.25	U	1.0	0.25	0.17	ug/L		07/27/12 16:31	1
Vinyl chloride	0.25	U	1.0	0.25	0.22	ug/L		07/27/12 16:31	1
Xylenes, Total	0.75	U	2.0	0.75	0.28	ug/L		07/27/12 16:31	1
Dibromochloromethane	0.25	U	1.0	0.25	0.18	ug/L		07/27/12 16:31	1

Surrogate	*%Recovery*	*Qualifier*	*Limits*	*Prepared*	*Analyzed*	*Dil Fac*
1,2-Dichloroethane-d4 (Surr)	*114*		*70 - 120*		*07/27/12 16:31*	*1*
4-Bromofluorobenzene (Surr)	*86*		*75 - 120*		*07/27/12 16:31*	*1*
Toluene-d8 (Surr)	*88*		*85 - 120*		*07/27/12 16:31*	*1*
Dibromofluoromethane (Surr)	*98*		*85 - 115*		*07/27/12 16:31*	*1*

Method: 8081/DOD - Organochlorine Pesticides (GC)

Analyte	Result	Qualifier	LOQ	LOD	DL	Unit	D	Analyzed	Dil Fac
4,4'-DDD	0.010	U	0.050	0.010	0.0096	ug/L		08/02/12 21:13	1
4,4'-DDE	0.010	U	0.050	0.010	0.0097	ug/L		08/02/12 21:13	1

Client Sample ID: FWGEQUIPRINSE2-0155-GW
Date Collected: 07/24/12 12:08
Date Received: 07/25/12 07:30

Lab Sample ID: 240-13468-21
Matrix: Water

Method: 8081/DOD - Organochlorine Pesticides (GC) (Continued)

Analyte	Result	Qualifier	LOQ	LOD	DL	Unit	D	Analyzed	Dil Fac
4,4'-DDT	0.030	U	0.050	0.030	0.016	ug/L		08/02/12 21:13	1
Aldrin	0.010	U	0.030	0.010	0.0082	ug/L		08/02/12 21:13	1
alpha-BHC	0.010	U	0.030	0.010	0.0070	ug/L		08/02/12 21:13	1
alpha-Chlordane	0.014	U	0.050	0.014	0.014	ug/L		08/02/12 21:13	1
beta-BHC	0.010	U	0.050	0.010	0.0084	ug/L		08/02/12 21:13	1
delta-BHC	0.010	U	0.050	0.010	0.0087	ug/L		08/02/12 21:13	1
Dieldrin	0.010	U	0.030	0.010	0.0075	ug/L		08/02/12 21:13	1
Endosulfan I	0.013	U	0.050	0.013	0.013	ug/L		08/02/12 21:13	1
Endosulfan II	0.012	U	0.050	0.012	0.012	ug/L		08/02/12 21:13	1
Endosulfan sulfate	0.011	U	0.050	0.011	0.011	ug/L		08/02/12 21:13	1
Endrin	0.011	U	0.050	0.011	0.011	ug/L		08/02/12 21:13	1
Endrin aldehyde	0.011	U	0.050	0.011	0.011	ug/L		08/02/12 21:13	1
Endrin ketone	0.010	U	0.050	0.010	0.0078	ug/L		08/02/12 21:13	1
gamma-BHC (Lindane)	0.010	U	0.050	0.010	0.0064	ug/L		08/02/12 21:13	1
gamma-Chlordane	0.012	U	0.050	0.012	0.012	ug/L		08/02/12 21:13	1
Heptachlor	0.010	U	0.030	0.010	0.0080	ug/L		08/02/12 21:13	1
Heptachlor epoxide	0.010	U	0.030	0.010	0.0071	ug/L		08/02/12 21:13	1
Methoxychlor	0.032	U	0.10	0.032	0.032	ug/L		08/02/12 21:13	1
Toxaphene	0.50	U	2.0	0.50	0.32	ug/L		08/02/12 21:13	1

Surrogate	*%Recovery*	*Qualifier*	*Limits*	*Prepared*	*Analyzed*	*Dil Fac*
DCB Decachlorobiphenyl	*72*		*30 - 135*	*07/26/12 10:01*	*08/02/12 21:13*	*1*
DCB Decachlorobiphenyl	*86*		*30 - 135*	*07/26/12 10:01*	*08/02/12 21:13*	*1*
Tetrachloro-m-xylene	*63*		*25 - 140*	*07/26/12 10:01*	*08/02/12 21:13*	*1*
Tetrachloro-m-xylene	*65*		*25 - 140*	*07/26/12 10:01*	*08/02/12 21:13*	*1*

Method: 8082/DOD - Polychlorinated Biphenyls (PCBs) by Gas Chromatography

Analyte	Result	Qualifier	LOQ	LOD	DL	Unit	D	Analyzed	Dil Fac
Aroclor-1016	0.20	U	0.50	0.20	0.17	ug/L		07/31/12 22:48	1
Aroclor-1221	0.20	U	0.50	0.20	0.13	ug/L		07/31/12 22:48	1
Aroclor-1232	0.20	U	0.50	0.20	0.16	ug/L		07/31/12 22:48	1
Aroclor-1242	0.40	U	0.50	0.40	0.22	ug/L		07/31/12 22:48	1
Aroclor-1248	0.20	U	0.50	0.20	0.10	ug/L		07/31/12 22:48	1
Aroclor-1254	0.20	U	0.50	0.20	0.16	ug/L		07/31/12 22:48	1
Aroclor-1260	0.20	U	0.50	0.20	0.17	ug/L		07/31/12 22:48	1

Surrogate	*%Recovery*	*Qualifier*	*Limits*	*Prepared*	*Analyzed*	*Dil Fac*
Tetrachloro-m-xylene	*60*		*40 - 140*	*07/26/12 10:12*	*07/31/12 22:48*	*1*
Tetrachloro-m-xylene	*62*		*40 - 140*	*07/26/12 10:12*	*07/31/12 22:48*	*1*
DCB Decachlorobiphenyl	*75*		*40 - 135*	*07/26/12 10:12*	*07/31/12 22:48*	*1*
DCB Decachlorobiphenyl	*80*		*40 - 135*	*07/26/12 10:12*	*07/31/12 22:48*	*1*

Method: 8330 (Modified) - Organic Compounds by UV/HPLC - Dissolved

Analyte	Result	Qualifier	LOQ	LOD	DL	Unit	D	Analyzed	Dil Fac
Nitroguanidine	6.0	U	20	6.0	2.4	ug/L		07/31/12 13:44	1

Method: 8330/8330A - Nitroaromatics & Nitramines: Explosives (8330/A)

Analyte	Result	Qualifier	LOQ	LOD	DL	Unit	D	Analyzed	Dil Fac
Nitroglycerin	0.51	U	0.66	0.51	0.34	ug/L		08/04/12 04:14	1.02
PETN	0.51	U	0.66	0.51	0.31	ug/L		08/04/12 04:14	1.02
2-Amino-4,6-dinitrotoluene	0.10	U	0.20	0.10	0.017	ug/L		08/04/12 04:14	1.02

Client Sample ID: FWGEQUIPRINSE2-0155-GW
Date Collected: 07/24/12 12:08
Date Received: 07/25/12 07:30

Lab Sample ID: 240-13468-21
Matrix: Water

Method: 8330/8330A - Nitroaromatics & Nitramines: Explosives (8330/A) (Continued)

Analyte	Result	Qualifier	LOQ	LOD	DL	Unit	D	Analyzed	Dil Fac
4-Amino-2,6-dinitrotoluene	0.10 U		0.10	0.10	0.051	ug/L		08/04/12 04:14	1.02
1,3-Dinitrobenzene	0.10 U		0.10	0.10	0.051	ug/L		08/04/12 04:14	1.02
2,4-Dinitrotoluene	0.10 U		0.10	0.10	0.051	ug/L		08/04/12 04:14	1.02
2,6-Dinitrotoluene	0.10 U		0.10	0.10	0.051	ug/L		08/04/12 04:14	1.02
HMX	0.051 U		0.10	0.051	0.037	ug/L		08/04/12 04:14	1.02
Nitrobenzene	0.10 U		0.10	0.10	0.051	ug/L		08/04/12 04:14	1.02
2-Nitrotoluene	0.10 U		0.51	0.10	0.090	ug/L		08/04/12 04:14	1.02
3-Nitrotoluene	0.10 U		0.51	0.10	0.058	ug/L		08/04/12 04:14	1.02
4-Nitrotoluene	0.10 U		0.66	0.10	0.090	ug/L		08/04/12 04:14	1.02
RDX	0.051 U		0.10	0.051	0.037	ug/L		08/04/12 04:14	1.02
Tetryl	0.10 U		0.10	0.10	0.051	ug/L		08/04/12 04:14	1.02
1,3,5-Trinitrobenzene	0.051 U		0.10	0.051	0.031	ug/L		08/04/12 04:14	1.02
2,4,6-Trinitrotoluene	0.10 U		0.10	0.10	0.051	ug/L		08/04/12 04:14	1.02

Surrogate	*%Recovery*	*Qualifier*	*Limits*	*Prepared*	*Analyzed*	*Dil Fac*
3,4-Dinitrotoluene	*105*		*79 - 111*	*07/30/12 12:00*	*08/04/12 04:14*	*1.02*

Method: 6010B/DOD - Metals (ICP) - Total Recoverable

Analyte	Result	Qualifier	LOQ	LOD	DL	Unit	D	Analyzed	Dil Fac
Arsenic	10	U	10	10	3.3	ug/L		08/10/12 19:37	1
Chromium	**5.2**	**J B**	7.0	4.0	1.4	ug/L		08/10/12 19:37	1
Cobalt	4.0	U	7.0	4.0	1.5	ug/L		08/10/12 19:37	1
Lead	5.0	U	10	5.0	1.7	ug/L		08/10/12 19:37	1
Selenium	10	U	15	10	4.0	ug/L		08/10/12 19:37	1
Silver	5.0	U	7.0	5.0	1.7	ug/L		08/10/12 19:37	1
Vanadium	4.0	U	7.0	4.0	1.3	ug/L		08/10/12 19:37	1
Barium	5.0	U	200	5.0	2.8	ug/L		08/10/12 19:37	1
Calcium	1000	U	5000	1000	630	ug/L		08/10/12 19:37	1
Copper	10	U	25	10	4.4	ug/L		08/10/12 19:37	1
Magnesium	300	U	5000	300	120	ug/L		08/10/12 19:37	1
Manganese	**2.1**	**J**	15	5.0	1.8	ug/L		08/10/12 19:37	1
Nickel	5.0	U	40	5.0	2.2	ug/L		08/10/12 19:37	1
Potassium	900	U	5000	900	300	ug/L		08/10/12 19:37	1

Method: 6020/DOD - Metals (ICP/MS) - Total Recoverable

Analyte	Result	Qualifier	LOQ	LOD	DL	Unit	D	Analyzed	Dil Fac
Aluminum	60	U	60	60	20	ug/L		08/07/12 14:36	1
Antimony	0.50	U	2.0	0.50	0.21	ug/L		08/07/12 14:36	1
Beryllium	0.10	U	1.0	0.10	0.033	ug/L		08/07/12 14:36	1
Cadmium	0.070	U	2.0	0.070	0.023	ug/L		08/07/12 14:36	1
Iron	100	U	150	100	44	ug/L		08/07/12 14:36	1
Sodium	400	U	1000	400	160	ug/L		08/07/12 14:36	1
Thallium	1.0	U	2.0	1.0	0.32	ug/L		08/07/12 14:36	1
Zinc	20	U	40	20	8.8	ug/L		08/07/12 14:36	1

Method: 7470A/DOD - Mercury (CVAA)

Analyte	Result	Qualifier	LOQ	LOD	DL	Unit	D	Analyzed	Dil Fac
Hg	0.20	U	0.20	0.20	0.12	ug/L		07/27/12 11:45	1

Client: Environmental Quality Mgt., Inc.
Project/Site: RVAAP (OH)

TestAmerica Job ID: 240-13468-1

Client Sample ID: FWGEQUIPRINSE2-0155-GW
Lab Sample ID: 240-13468-21
Date Collected: 07/24/12 12:08
Matrix: Water
Date Received: 07/25/12 07:30

General Chemistry

Analyte	Result	Qualifier	LOQ	LOD	DL	Unit	D	Analyzed	Dil Fac
Nitrate-Nitrite	0.012 U		0.050	0.012	0.0053	mg/L		08/08/12 11:24	1
Cyanide, Total	0.010	U	0.010	0.010	0.0050	mg/L		07/26/12 14:28	1
Nitrocellulose	1.0 U		2.0	1.0	0.48	mg/L		08/09/12 12:48	1

Client Sample ID: FWGLL11MW-011-0099-GW
Date Collected: 07/24/12 14:42
Date Received: 07/25/12 07:30

Lab Sample ID: 240-13468-22
Matrix: Water

Method: 8260B/DoD - Volatile Organic Compounds (GC/MS)

Analyte	Result	Qualifier	LOQ	LOD	DL	Unit	D	Analyzed	Dil Fac
1,1,1-Trichloroethane	0.25	U	1.0	0.25	0.22	ug/L		07/27/12 16:53	1
1,1,2,2-Tetrachloroethane	0.25	U	1.0	0.25	0.18	ug/L		07/27/12 16:53	1
1,1,2-Trichloroethane	0.50	U	1.0	0.50	0.27	ug/L		07/27/12 16:53	1
1,1-Dichloroethane	0.25	U	1.0	0.25	0.15	ug/L		07/27/12 16:53	1
1,1-Dichloroethene	0.25	U	1.0	0.25	0.19	ug/L		07/27/12 16:53	1
1,2-Dichloroethane	0.25	U	1.0	0.25	0.22	ug/L		07/27/12 16:53	1
1,2-Dichloroethene, Total	0.50	U	2.0	0.50	0.34	ug/L		07/27/12 16:53	1
1,2-Dichloropropane	0.25	U	1.0	0.25	0.18	ug/L		07/27/12 16:53	1
2-Hexanone	0.50	U	10	0.50	0.41	ug/L		07/27/12 16:53	1
Bromochloromethane	0.50	U	1.0	0.50	0.29	ug/L		07/27/12 16:53	1
Acetone	1.1	U	10	1.1	1.1	ug/L		07/27/12 16:53	1
Benzene	0.25	U	1.0	0.25	0.13	ug/L		07/27/12 16:53	1
Bromoform	0.64	U	1.0	0.64	0.64	ug/L		07/27/12 16:53	1
Bromomethane	0.50	U	1.0	0.50	0.41	ug/L		07/27/12 16:53	1
Carbon disulfide	0.25	U	1.0	0.25	0.13	ug/L		07/27/12 16:53	1
Carbon tetrachloride	0.25	U	1.0	0.25	0.13	ug/L		07/27/12 16:53	1
Chlorobenzene	0.25	U	1.0	0.25	0.15	ug/L		07/27/12 16:53	1
Chloroethane	0.50	U	1.0	0.50	0.29	ug/L		07/27/12 16:53	1
Chloroform	0.25	U	1.0	0.25	0.16	ug/L		07/27/12 16:53	1
Chloromethane	0.50	U	1.0	0.50	0.30	ug/L		07/27/12 16:53	1
cis-1,2-Dichloroethene	0.25	U	1.0	0.25	0.17	ug/L		07/27/12 16:53	1
cis-1,3-Dichloropropene	0.25	U	1.0	0.25	0.14	ug/L		07/27/12 16:53	1
Bromodichloromethane	0.25	U	1.0	0.25	0.15	ug/L		07/27/12 16:53	1
Ethylbenzene	0.25	U	1.0	0.25	0.17	ug/L		07/27/12 16:53	1
1,2-Dibromoethane	0.25	U	1.0	0.25	0.24	ug/L		07/27/12 16:53	1
m-Xylene & p-Xylene	0.50	U	2.0	0.50	0.24	ug/L		07/27/12 16:53	1
2-Butanone (MEK)	0.57	U	10	0.57	0.57	ug/L		07/27/12 16:53	1
4-Methyl-2-pentanone (MIBK)	0.50	U	10	0.50	0.32	ug/L		07/27/12 16:53	1
Methylene Chloride	0.50	U	1.0	0.50	0.33	ug/L		07/27/12 16:53	1
o-Xylene	0.25	U	1.0	0.25	0.14	ug/L		07/27/12 16:53	1
Styrene	0.25	U	1.0	0.25	0.11	ug/L		07/27/12 16:53	1
Tetrachloroethene	0.50	U	1.0	0.50	0.29	ug/L		07/27/12 16:53	1
Toluene	0.25	U	1.0	0.25	0.13	ug/L		07/27/12 16:53	1
trans-1,2-Dichloroethene	0.25	U	1.0	0.25	0.19	ug/L		07/27/12 16:53	1
trans-1,3-Dichloropropene	0.25	U	1.0	0.25	0.19	ug/L		07/27/12 16:53	1
Trichloroethene	0.25	U	1.0	0.25	0.17	ug/L		07/27/12 16:53	1
Vinyl chloride	0.25	U	1.0	0.25	0.22	ug/L		07/27/12 16:53	1
Xylenes, Total	0.75	U	2.0	0.75	0.28	ug/L		07/27/12 16:53	1
Dibromochloromethane	0.25	U	1.0	0.25	0.18	ug/L		07/27/12 16:53	1

Surrogate	*%Recovery*	*Qualifier*	*Limits*	*Prepared*	*Analyzed*	*Dil Fac*
1,2-Dichloroethane-d4 (Surr)	*114*		*70 - 120*		*07/27/12 16:53*	*1*
4-Bromofluorobenzene (Surr)	*90*		*75 - 120*		*07/27/12 16:53*	*1*
Toluene-d8 (Surr)	*87*		*85 - 120*		*07/27/12 16:53*	*1*
Dibromofluoromethane (Surr)	*100*		*85 - 115*		*07/27/12 16:53*	*1*

Method: 8081/DOD - Organochlorine Pesticides (GC)

Analyte	Result	Qualifier	LOQ	LOD	DL	Unit	D	Analyzed	Dil Fac
4,4'-DDD	0.0095	U	0.048	0.0095	0.0091	ug/L		08/13/12 17:56	1
4,4'-DDE	0.0095	U	0.048	0.0095	0.0092	ug/L		08/13/12 17:56	1

Client Sample ID: FWGLL11MW-011-0099-GW
Date Collected: 07/24/12 14:42
Date Received: 07/25/12 07:30

Lab Sample ID: 240-13468-22
Matrix: Water

Method: 8081/DOD - Organochlorine Pesticides (GC) (Continued)

Analyte	Result	Qualifier	LOQ	LOD	DL	Unit	D	Analyzed	Dil Fac
4,4'-DDT	0.029	U	0.048	0.029	0.015	ug/L		08/13/12 17:56	1
Aldrin	0.0095	U	0.029	0.0095	0.0078	ug/L		08/13/12 17:56	1
alpha-BHC	0.0095	U	0.029	0.0095	0.0067	ug/L		08/13/12 17:56	1
alpha-Chlordane	0.013	U	0.048	0.013	0.013	ug/L		08/13/12 17:56	1
beta-BHC	0.0095	U	0.048	0.0095	0.0080	ug/L		08/13/12 17:56	1
delta-BHC	0.0095	U	0.048	0.0095	0.0083	ug/L		08/13/12 17:56	1
Dieldrin	0.0095	U	0.029	0.0095	0.0071	ug/L		08/13/12 17:56	1
Endosulfan I	0.012	U	0.048	0.012	0.012	ug/L		08/13/12 17:56	1
Endosulfan II	0.011	U	0.048	0.011	0.011	ug/L		08/13/12 17:56	1
Endosulfan sulfate	0.010	U	0.048	0.010	0.010	ug/L		08/13/12 17:56	1
Endrin	0.010	U	0.048	0.010	0.010	ug/L		08/13/12 17:56	1
Endrin aldehyde	0.010	U	0.048	0.010	0.010	ug/L		08/13/12 17:56	1
Endrin ketone	0.0095	U	0.048	0.0095	0.0074	ug/L		08/13/12 17:56	1
gamma-BHC (Lindane)	0.0095	U	0.048	0.0095	0.0061	ug/L		08/13/12 17:56	1
gamma-Chlordane	0.011	U	0.048	0.011	0.011	ug/L		08/13/12 17:56	1
Heptachlor	0.0095	U	0.029	0.0095	0.0076	ug/L		08/13/12 17:56	1
Heptachlor epoxide	0.0095	U	0.029	0.0095	0.0068	ug/L		08/13/12 17:56	1
Methoxychlor	0.030	U	0.095	0.030	0.030	ug/L		08/13/12 17:56	1
Toxaphene	0.48	U	1.9	0.48	0.30	ug/L		08/13/12 17:56	1

Surrogate	*%Recovery*	*Qualifier*	*Limits*	*Prepared*	*Analyzed*	*Dil Fac*
DCB Decachlorobiphenyl	*30*		*30 - 135*	*07/26/12 10:01*	*08/13/12 17:56*	*1*
DCB Decachlorobiphenyl	*28*	*Q*	*30 - 135*	*07/26/12 10:01*	*08/13/12 17:56*	*1*
Tetrachloro-m-xylene	*60*		*25 - 140*	*07/26/12 10:01*	*08/13/12 17:56*	*1*
Tetrachloro-m-xylene	*57*		*25 - 140*	*07/26/12 10:01*	*08/13/12 17:56*	*1*

Method: 8082/DOD - Polychlorinated Biphenyls (PCBs) by Gas Chromatography

Analyte	Result	Qualifier	LOQ	LOD	DL	Unit	D	Analyzed	Dil Fac
Aroclor-1016	0.19	U	0.48	0.19	0.16	ug/L		07/31/12 23:04	1
Aroclor-1221	0.19	U	0.48	0.19	0.12	ug/L		07/31/12 23:04	1
Aroclor-1232	0.19	U	0.48	0.19	0.15	ug/L		07/31/12 23:04	1
Aroclor-1242	0.38	U	0.48	0.38	0.21	ug/L		07/31/12 23:04	1
Aroclor-1248	0.19	U	0.48	0.19	0.095	ug/L		07/31/12 23:04	1
Aroclor-1254	0.19	U	0.48	0.19	0.15	ug/L		07/31/12 23:04	1
Aroclor-1260	0.19	U	0.48	0.19	0.16	ug/L		07/31/12 23:04	1

Surrogate	*%Recovery*	*Qualifier*	*Limits*	*Prepared*	*Analyzed*	*Dil Fac*
Tetrachloro-m-xylene	*60*		*40 - 140*	*07/26/12 10:12*	*07/31/12 23:04*	*1*
Tetrachloro-m-xylene	*62*		*40 - 140*	*07/26/12 10:12*	*07/31/12 23:04*	*1*
DCB Decachlorobiphenyl	*30*	*Q*	*40 - 135*	*07/26/12 10:12*	*07/31/12 23:04*	*1*
DCB Decachlorobiphenyl	*32*	*Q*	*40 - 135*	*07/26/12 10:12*	*07/31/12 23:04*	*1*

Method: 8330 (Modified) - Organic Compounds by UV/HPLC - Dissolved

Analyte	Result	Qualifier	LOQ	LOD	DL	Unit	D	Analyzed	Dil Fac
Nitroguanidine	6.0	U	20	6.0	2.4	ug/L		07/31/12 13:58	1

Method: 8330/8330A - Nitroaromatics & Nitramines: Explosives (8330/A)

Analyte	Result	Qualifier	LOQ	LOD	DL	Unit	D	Analyzed	Dil Fac
Nitroglycerin	0.50	U	0.65	0.50	0.33	ug/L		08/04/12 04:54	1
PETN	0.50	U	0.65	0.50	0.30	ug/L		08/04/12 04:54	1
2-Amino-4,6-dinitrotoluene	0.10	U	0.20	0.10	0.017	ug/L		08/04/12 04:54	1

Client: Environmental Quality Mgt., Inc.
Project/Site: RVAAP (OH)

TestAmerica Job ID: 240-13468-1

Client Sample ID: FWGLL11MW-011-0099-GW
Date Collected: 07/24/12 14:42
Date Received: 07/25/12 07:30

Lab Sample ID: 240-13468-22
Matrix: Water

Method: 8330/8330A - Nitroaromatics & Nitramines: Explosives (8330/A) (Continued)

Analyte	Result	Qualifier	LOQ	LOD	DL	Unit	D	Analyzed	Dil Fac
4-Amino-2,6-dinitrotoluene	0.10 U		0.10	0.10	0.050	ug/L		08/04/12 04:54	1
1,3-Dinitrobenzene	0.10 U		0.10	0.10	0.050	ug/L		08/04/12 04:54	1
2,4-Dinitrotoluene	0.10 U		0.10	0.10	0.050	ug/L		08/04/12 04:54	1
2,6-Dinitrotoluene	0.10 U		0.10	0.10	0.050	ug/L		08/04/12 04:54	1
HMX	0.050 U		0.10	0.050	0.036	ug/L		08/04/12 04:54	1
Nitrobenzene	0.10 U		0.10	0.10	0.050	ug/L		08/04/12 04:54	1
2-Nitrotoluene	0.10 U		0.50	0.10	0.088	ug/L		08/04/12 04:54	1
3-Nitrotoluene	0.10 U		0.50	0.10	0.057	ug/L		08/04/12 04:54	1
4-Nitrotoluene	0.10 U		0.65	0.10	0.088	ug/L		08/04/12 04:54	1
RDX	0.050 U		0.10	0.050	0.036	ug/L		08/04/12 04:54	1
Tetryl	0.10 U		0.10	0.10	0.050	ug/L		08/04/12 04:54	1
1,3,5-Trinitrobenzene	0.050 U		0.10	0.050	0.030	ug/L		08/04/12 04:54	1
2,4,6-Trinitrotoluene	0.10 U		0.10	0.10	0.050	ug/L		08/04/12 04:54	1

Surrogate	*%Recovery*	*Qualifier*	*Limits*	*Prepared*	*Analyzed*	*Dil Fac*
3,4-Dinitrotoluene	*106*		*79 - 111*	*07/30/12 12:00*	*08/04/12 04:54*	*1*

General Chemistry

Analyte	Result	Qualifier	LOQ	LOD	DL	Unit	D	Analyzed	Dil Fac
Cyanide, Total	0.010 U		0.010	0.010	0.0050	mg/L		07/26/12 14:28	1
Nitrocellulose	1.0 U		2.0	1.0	0.48	mg/L		08/09/12 12:50	1

Client Sample ID: FWGLL11MW-011-0099-GF
Date Collected: 07/24/12 14:42
Date Received: 07/25/12 07:30

Lab Sample ID: 240-13468-23
Matrix: Water

Method: 6010B/DOD - Metals (ICP) - Total Recoverable

Analyte	Result	Qualifier	LOQ	LOD	DL	Unit	D	Analyzed	Dil Fac
Arsenic	**6.9**	**J**	10	10	3.3	ug/L		08/10/12 19:33	1
Chromium	**3.9**	**J**	7.0	4.0	1.4	ug/L		08/13/12 10:07	1
Cobalt	**1.6**	**J**	7.0	4.0	1.5	ug/L		08/10/12 19:33	1
Lead	**1.8**	**J**	10	5.0	1.7	ug/L		08/10/12 19:33	1
Selenium	10	U	15	10	4.0	ug/L		08/10/12 19:33	1
Silver	5.0	U	7.0	5.0	1.7	ug/L		08/10/12 19:33	1
Vanadium	**5.2**	**J**	7.0	4.0	1.3	ug/L		08/10/12 19:33	1
Barium	**54**	**J**	200	5.0	2.8	ug/L		08/10/12 19:33	1
Calcium	**61000**		5000	1000	630	ug/L		08/10/12 19:33	1
Copper	**5.4**	**J**	25	10	4.4	ug/L		08/10/12 19:33	1
Magnesium	**17000**		5000	300	120	ug/L		08/10/12 19:33	1
Manganese	**420**		15	5.0	1.8	ug/L		08/10/12 19:33	1
Nickel	**4.5**	**J**	40	5.0	2.2	ug/L		08/10/12 19:33	1
Potassium	**1800**	**J**	5000	900	300	ug/L		08/10/12 19:33	1

Method: 6020/DOD - Metals (ICP/MS) - Total Recoverable

Analyte	Result	Qualifier	LOQ	LOD	DL	Unit	D	Analyzed	Dil Fac
Aluminum	**2400**		60	60	20	ug/L		08/07/12 14:31	1
Antimony	0.50	U	2.0	0.50	0.21	ug/L		08/07/12 14:31	1
Beryllium	**0.11**	**J**	1.0	0.10	0.033	ug/L		08/07/12 14:31	1
Cadmium	0.070	U	2.0	0.070	0.023	ug/L		08/07/12 14:31	1
Iron	**4300**		150	100	44	ug/L		08/07/12 14:31	1
Sodium	**8600**		1000	400	160	ug/L		08/07/12 14:31	1
Thallium	1.0	U	2.0	1.0	0.32	ug/L		08/07/12 14:31	1
Zinc	**20**	**J**	40	20	8.8	ug/L		08/07/12 14:31	1

Method: 7470A/DOD - Mercury (CVAA)

Analyte	Result	Qualifier	LOQ	LOD	DL	Unit	D	Analyzed	Dil Fac
Hg	0.20	U	0.20	0.20	0.12	ug/L		07/27/12 11:43	1

Client Sample ID: FWGLL11MW-012-0100-GW
Date Collected: 07/24/12 15:38
Date Received: 07/25/12 07:30

Lab Sample ID: 240-13468-24
Matrix: Water

Method: 8260B/DoD - Volatile Organic Compounds (GC/MS)

Analyte	Result	Qualifier	LOQ	LOD	DL	Unit	D	Analyzed	Dil Fac
1,1,1-Trichloroethane	0.25	U	1.0	0.25	0.22	ug/L		07/27/12 17:16	1
1,1,2,2-Tetrachloroethane	0.25	U	1.0	0.25	0.18	ug/L		07/27/12 17:16	1
1,1,2-Trichloroethane	0.50	U	1.0	0.50	0.27	ug/L		07/27/12 17:16	1
1,1-Dichloroethane	0.25	U	1.0	0.25	0.15	ug/L		07/27/12 17:16	1
1,1-Dichloroethene	0.25	U	1.0	0.25	0.19	ug/L		07/27/12 17:16	1
1,2-Dichloroethane	0.25	U	1.0	0.25	0.22	ug/L		07/27/12 17:16	1
1,2-Dichloroethene, Total	0.50	U	2.0	0.50	0.34	ug/L		07/27/12 17:16	1
1,2-Dichloropropane	0.25	U	1.0	0.25	0.18	ug/L		07/27/12 17:16	1
2-Hexanone	0.50	U	10	0.50	0.41	ug/L		07/27/12 17:16	1
Bromochloromethane	0.50	U	1.0	0.50	0.29	ug/L		07/27/12 17:16	1
Acetone	**1.3**	**J**	10	1.1	1.1	ug/L		07/27/12 17:16	1
Benzene	0.25	U	1.0	0.25	0.13	ug/L		07/27/12 17:16	1
Bromoform	0.64	U	1.0	0.64	0.64	ug/L		07/27/12 17:16	1
Bromomethane	0.50	U	1.0	0.50	0.41	ug/L		07/27/12 17:16	1
Carbon disulfide	**0.14**	**J**	1.0	0.25	0.13	ug/L		07/27/12 17:16	1
Carbon tetrachloride	0.25	U	1.0	0.25	0.13	ug/L		07/27/12 17:16	1
Chlorobenzene	0.25	U	1.0	0.25	0.15	ug/L		07/27/12 17:16	1
Chloroethane	0.50	U	1.0	0.50	0.29	ug/L		07/27/12 17:16	1
Chloroform	0.25	U	1.0	0.25	0.16	ug/L		07/27/12 17:16	1
Chloromethane	0.50	U	1.0	0.50	0.30	ug/L		07/27/12 17:16	1
cis-1,2-Dichloroethene	0.25	U	1.0	0.25	0.17	ug/L		07/27/12 17:16	1
cis-1,3-Dichloropropene	0.25	U	1.0	0.25	0.14	ug/L		07/27/12 17:16	1
Bromodichloromethane	0.25	U	1.0	0.25	0.15	ug/L		07/27/12 17:16	1
Ethylbenzene	0.25	U	1.0	0.25	0.17	ug/L		07/27/12 17:16	1
1,2-Dibromoethane	0.25	U	1.0	0.25	0.24	ug/L		07/27/12 17:16	1
m-Xylene & p-Xylene	0.50	U	2.0	0.50	0.24	ug/L		07/27/12 17:16	1
2-Butanone (MEK)	0.57	U	10	0.57	0.57	ug/L		07/27/12 17:16	1
4-Methyl-2-pentanone (MIBK)	0.50	U	10	0.50	0.32	ug/L		07/27/12 17:16	1
Methylene Chloride	0.50	U	1.0	0.50	0.33	ug/L		07/27/12 17:16	1
o-Xylene	0.25	U	1.0	0.25	0.14	ug/L		07/27/12 17:16	1
Styrene	0.25	U	1.0	0.25	0.11	ug/L		07/27/12 17:16	1
Tetrachloroethene	0.50	U	1.0	0.50	0.29	ug/L		07/27/12 17:16	1
Toluene	0.25	U	1.0	0.25	0.13	ug/L		07/27/12 17:16	1
trans-1,2-Dichloroethene	0.25	U	1.0	0.25	0.19	ug/L		07/27/12 17:16	1
trans-1,3-Dichloropropene	0.25	U	1.0	0.25	0.19	ug/L		07/27/12 17:16	1
Trichloroethene	0.25	U	1.0	0.25	0.17	ug/L		07/27/12 17:16	1
Vinyl chloride	0.25	U	1.0	0.25	0.22	ug/L		07/27/12 17:16	1
Xylenes, Total	0.75	U	2.0	0.75	0.28	ug/L		07/27/12 17:16	1
Dibromochloromethane	0.25	U	1.0	0.25	0.18	ug/L		07/27/12 17:16	1

Surrogate	*%Recovery*	*Qualifier*	*Limits*	*Prepared*	*Analyzed*	*Dil Fac*
1,2-Dichloroethane-d4 (Surr)	*116*		*70 - 120*		*07/27/12 17:16*	*1*
4-Bromofluorobenzene (Surr)	*93*		*75 - 120*		*07/27/12 17:16*	*1*
Toluene-d8 (Surr)	*88*		*85 - 120*		*07/27/12 17:16*	*1*
Dibromofluoromethane (Surr)	*98*		*85 - 115*		*07/27/12 17:16*	*1*

Method: 8081/DOD - Organochlorine Pesticides (GC)

Analyte	Result	Qualifier	LOQ	LOD	DL	Unit	D	Analyzed	Dil Fac
4,4'-DDD	0.010	U	0.052	0.010	0.010	ug/L		08/02/12 22:37	1
4,4'-DDE	0.010	U	0.052	0.010	0.010	ug/L		08/02/12 22:37	1

Client Sample ID: FWGLL11MW-012-0100-GW
Date Collected: 07/24/12 15:38
Date Received: 07/25/12 07:30

Lab Sample ID: 240-13468-24
Matrix: Water

Method: 8081/DOD - Organochlorine Pesticides (GC) (Continued)

Analyte	Result	Qualifier	LOQ	LOD	DL	Unit	D	Analyzed	Dil Fac
4,4'-DDT	0.031	U	0.052	0.031	0.017	ug/L		08/02/12 22:37	1
Aldrin	0.010	U	0.031	0.010	0.0085	ug/L		08/02/12 22:37	1
alpha-BHC	0.010	U	0.031	0.010	0.0073	ug/L		08/02/12 22:37	1
alpha-Chlordane	0.015	U	0.052	0.015	0.015	ug/L		08/02/12 22:37	1
beta-BHC	0.010	U	0.052	0.010	0.0088	ug/L		08/02/12 22:37	1
delta-BHC	0.010	U	0.052	0.010	0.0091	ug/L		08/02/12 22:37	1
Dieldrin	0.010	U	0.031	0.010	0.0078	ug/L		08/02/12 22:37	1
Endosulfan I	0.014	U	0.052	0.014	0.014	ug/L		08/02/12 22:37	1
Endosulfan II	0.013	U	0.052	0.013	0.013	ug/L		08/02/12 22:37	1
Endosulfan sulfate	0.011	U	0.052	0.011	0.011	ug/L		08/02/12 22:37	1
Endrin	0.011	U	0.052	0.011	0.011	ug/L		08/02/12 22:37	1
Endrin aldehyde	0.011	U	0.052	0.011	0.011	ug/L		08/02/12 22:37	1
Endrin ketone	0.010	U	0.052	0.010	0.0081	ug/L		08/02/12 22:37	1
gamma-BHC (Lindane)	0.010	U	0.052	0.010	0.0067	ug/L		08/02/12 22:37	1
gamma-Chlordane	0.013	U	0.052	0.013	0.013	ug/L		08/02/12 22:37	1
Heptachlor	0.010	U	0.031	0.010	0.0083	ug/L		08/02/12 22:37	1
Heptachlor epoxide	0.010	U	0.031	0.010	0.0074	ug/L		08/02/12 22:37	1
Methoxychlor	0.033	U	0.10	0.033	0.033	ug/L		08/02/12 22:37	1
Toxaphene	0.52	U	2.1	0.52	0.33	ug/L		08/02/12 22:37	1

Surrogate	*%Recovery*	*Qualifier*	*Limits*	*Prepared*	*Analyzed*	*Dil Fac*
DCB Decachlorobiphenyl	*47*		*30 - 135*	*07/26/12 10:01*	*08/02/12 22:37*	*1*
DCB Decachlorobiphenyl	*58*		*30 - 135*	*07/26/12 10:01*	*08/02/12 22:37*	*1*
Tetrachloro-m-xylene	*61*		*25 - 140*	*07/26/12 10:01*	*08/02/12 22:37*	*1*
Tetrachloro-m-xylene	*59*		*25 - 140*	*07/26/12 10:01*	*08/02/12 22:37*	*1*

Method: 8082/DOD - Polychlorinated Biphenyls (PCBs) by Gas Chromatography

Analyte	Result	Qualifier	LOQ	LOD	DL	Unit	D	Analyzed	Dil Fac
Aroclor-1016	0.21	U	0.52	0.21	0.18	ug/L		07/31/12 23:20	1
Aroclor-1221	0.21	U	0.52	0.21	0.14	ug/L		07/31/12 23:20	1
Aroclor-1232	0.21	U	0.52	0.21	0.17	ug/L		07/31/12 23:20	1
Aroclor-1242	0.42	U	0.52	0.42	0.23	ug/L		07/31/12 23:20	1
Aroclor-1248	0.21	U	0.52	0.21	0.10	ug/L		07/31/12 23:20	1
Aroclor-1254	0.21	U	0.52	0.21	0.17	ug/L		07/31/12 23:20	1
Aroclor-1260	0.21	U	0.52	0.21	0.18	ug/L		07/31/12 23:20	1

Surrogate	*%Recovery*	*Qualifier*	*Limits*	*Prepared*	*Analyzed*	*Dil Fac*
Tetrachloro-m-xylene	*52*		*40 - 140*	*07/26/12 10:12*	*07/31/12 23:20*	*1*
Tetrachloro-m-xylene	*53*		*40 - 140*	*07/26/12 10:12*	*07/31/12 23:20*	*1*
DCB Decachlorobiphenyl	*48*		*40 - 135*	*07/26/12 10:12*	*07/31/12 23:20*	*1*
DCB Decachlorobiphenyl	*51*		*40 - 135*	*07/26/12 10:12*	*07/31/12 23:20*	*1*

Method: 8330 (Modified) - Organic Compounds by UV/HPLC - Dissolved

Analyte	Result	Qualifier	LOQ	LOD	DL	Unit	D	Analyzed	Dil Fac
Nitroguanidine	6.0	U	20	6.0	2.4	ug/L		07/31/12 14:13	1

Method: 8330/8330A - Nitroaromatics & Nitramines: Explosives (8330/A)

Analyte	Result	Qualifier	LOQ	LOD	DL	Unit	D	Analyzed	Dil Fac
Nitroglycerin	0.50	U	0.66	0.50	0.33	ug/L		08/04/12 05:34	1.01
PETN	0.50	U	0.66	0.50	0.30	ug/L		08/04/12 05:34	1.01
2-Amino-4,6-dinitrotoluene	0.10	U	0.20	0.10	0.017	ug/L		08/04/12 05:34	1.01

Client: Environmental Quality Mgt., Inc.
Project/Site: RVAAP (OH)

TestAmerica Job ID: 240-13468-1

Client Sample ID: FWGLL11MW-012-0100-GW
Date Collected: 07/24/12 15:38
Date Received: 07/25/12 07:30

Lab Sample ID: 240-13468-24
Matrix: Water

Method: 8330/8330A - Nitroaromatics & Nitramines: Explosives (8330/A) (Continued)

Analyte	Result	Qualifier	LOQ	LOD	DL	Unit	D	Analyzed	Dil Fac
4-Amino-2,6-dinitrotoluene	0.10 U		0.10	0.10	0.050	ug/L		08/04/12 05:34	1.01
1,3-Dinitrobenzene	0.10 U		0.10	0.10	0.050	ug/L		08/04/12 05:34	1.01
2,4-Dinitrotoluene	0.10 U		0.10	0.10	0.050	ug/L		08/04/12 05:34	1.01
2,6-Dinitrotoluene	0.10 U		0.10	0.10	0.050	ug/L		08/04/12 05:34	1.01
HMX	0.050 U		0.10	0.050	0.036	ug/L		08/04/12 05:34	1.01
Nitrobenzene	0.10 U		0.10	0.10	0.050	ug/L		08/04/12 05:34	1.01
2-Nitrotoluene	0.10 U		0.50	0.10	0.089	ug/L		08/04/12 05:34	1.01
3-Nitrotoluene	0.10 U		0.50	0.10	0.058	ug/L		08/04/12 05:34	1.01
4-Nitrotoluene	0.10 U		0.66	0.10	0.089	ug/L		08/04/12 05:34	1.01
RDX	0.050 U		0.10	0.050	0.036	ug/L		08/04/12 05:34	1.01
Tetryl	0.10 U		0.10	0.10	0.050	ug/L		08/04/12 05:34	1.01
1,3,5-Trinitrobenzene	0.050 U		0.10	0.050	0.030	ug/L		08/04/12 05:34	1.01
2,4,6-Trinitrotoluene	0.10 U		0.10	0.10	0.050	ug/L		08/04/12 05:34	1.01

Surrogate	*%Recovery*	*Qualifier*	*Limits*	*Prepared*	*Analyzed*	*Dil Fac*
3,4-Dinitrotoluene	*102*		*79 - 111*	*07/30/12 12:00*	*08/04/12 05:34*	*1.01*

General Chemistry

Analyte	Result	Qualifier	LOQ	LOD	DL	Unit	D	Analyzed	Dil Fac
Cyanide, Total	0.010 U		0.010	0.010	0.0050	mg/L		07/26/12 14:33	1
Nitrocellulose	1.0 U		2.0	1.0	0.48	mg/L		08/09/12 12:52	1

Client: Environmental Quality Mgt., Inc.
Project/Site: RVAAP (OH)

TestAmerica Job ID: 240-13468-1

Client Sample ID: FWGLL11MW-012-0100-GF
Date Collected: 07/24/12 15:38
Date Received: 07/25/12 07:30

Lab Sample ID: 240-13468-25
Matrix: Water

Method: 6010B/DOD - Metals (ICP) - Total Recoverable

Analyte	Result	Qualifier	LOQ	LOD	DL	Unit	D	Analyzed	Dil Fac
Arsenic	10	U	10	10	3.3	ug/L		08/10/12 19:29	1
Chromium	**3.9**	**J B**	7.0	4.0	1.4	ug/L		08/10/12 19:29	1
Cobalt	4.0	U	7.0	4.0	1.5	ug/L		08/10/12 19:29	1
Lead	5.0	U	10	5.0	1.7	ug/L		08/10/12 19:29	1
Selenium	10	U	15	10	4.0	ug/L		08/10/12 19:29	1
Silver	5.0	U	7.0	5.0	1.7	ug/L		08/10/12 19:29	1
Vanadium	4.0	U	7.0	4.0	1.3	ug/L		08/10/12 19:29	1
Barium	**43**	**J**	200	5.0	2.8	ug/L		08/10/12 19:29	1
Calcium	**87000**		5000	1000	630	ug/L		08/10/12 19:29	1
Copper	10	U	25	10	4.4	ug/L		08/10/12 19:29	1
Magnesium	**21000**		5000	300	120	ug/L		08/10/12 19:29	1
Manganese	**83**		15	5.0	1.8	ug/L		08/10/12 19:29	1
Nickel	5.0	U	40	5.0	2.2	ug/L		08/10/12 19:29	1
Potassium	**3500**	**J**	5000	900	300	ug/L		08/10/12 19:29	1

Method: 6020/DOD - Metals (ICP/MS) - Total Recoverable

Analyte	Result	Qualifier	LOQ	LOD	DL	Unit	D	Analyzed	Dil Fac
Aluminum	60	U	60	60	20	ug/L		08/07/12 14:26	1
Antimony	0.50	U	2.0	0.50	0.21	ug/L		08/07/12 14:26	1
Beryllium	0.10	U	1.0	0.10	0.033	ug/L		08/07/12 14:26	1
Cadmium	0.070	U	2.0	0.070	0.023	ug/L		08/07/12 14:26	1
Iron	**190**		150	100	44	ug/L		08/07/12 14:26	1
Sodium	**12000**		1000	400	160	ug/L		08/07/12 14:26	1
Thallium	1.0	U	2.0	1.0	0.32	ug/L		08/07/12 14:26	1
Zinc	20	U	40	20	8.8	ug/L		08/07/12 14:26	1

Method: 7470A/DOD - Mercury (CVAA)

Analyte	Result	Qualifier	LOQ	LOD	DL	Unit	D	Analyzed	Dil Fac
Hg	0.20	U	0.20	0.20	0.12	ug/L		07/27/12 11:41	1

Client Sample ID: FWGCBLMW-005-0071-GW
Date Collected: 07/24/12 16:42
Date Received: 07/25/12 07:30

Lab Sample ID: 240-13468-26
Matrix: Water

Method: 8260B/DoD - Volatile Organic Compounds (GC/MS)

Analyte	Result	Qualifier	LOQ	LOD	DL	Unit	D	Analyzed	Dil Fac
1,1,1-Trichloroethane	0.25	U	1.0	0.25	0.22	ug/L		07/27/12 17:38	1
1,1,2,2-Tetrachloroethane	0.25	U	1.0	0.25	0.18	ug/L		07/27/12 17:38	1
1,1,2-Trichloroethane	0.50	U	1.0	0.50	0.27	ug/L		07/27/12 17:38	1
1,1-Dichloroethane	0.25	U	1.0	0.25	0.15	ug/L		07/27/12 17:38	1
1,1-Dichloroethene	0.25	U	1.0	0.25	0.19	ug/L		07/27/12 17:38	1
1,2-Dichloroethane	0.25	U	1.0	0.25	0.22	ug/L		07/27/12 17:38	1
1,2-Dichloroethene, Total	0.50	U	2.0	0.50	0.34	ug/L		07/27/12 17:38	1
1,2-Dichloropropane	0.25	U	1.0	0.25	0.18	ug/L		07/27/12 17:38	1
2-Hexanone	0.50	U	10	0.50	0.41	ug/L		07/27/12 17:38	1
Bromochloromethane	0.50	U	1.0	0.50	0.29	ug/L		07/27/12 17:38	1
Acetone	**1.1**	**J**	10	1.1	1.1	ug/L		07/27/12 17:38	1
Benzene	0.25	U	1.0	0.25	0.13	ug/L		07/27/12 17:38	1
Bromoform	0.64	U	1.0	0.64	0.64	ug/L		07/27/12 17:38	1
Bromomethane	0.50	U	1.0	0.50	0.41	ug/L		07/27/12 17:38	1
Carbon disulfide	0.25	U	1.0	0.25	0.13	ug/L		07/27/12 17:38	1
Carbon tetrachloride	0.25	U	1.0	0.25	0.13	ug/L		07/27/12 17:38	1
Chlorobenzene	0.25	U	1.0	0.25	0.15	ug/L		07/27/12 17:38	1
Chloroethane	0.50	U	1.0	0.50	0.29	ug/L		07/27/12 17:38	1
Chloroform	0.25	U	1.0	0.25	0.16	ug/L		07/27/12 17:38	1
Chloromethane	0.50	U	1.0	0.50	0.30	ug/L		07/27/12 17:38	1
cis-1,2-Dichloroethene	0.25	U	1.0	0.25	0.17	ug/L		07/27/12 17:38	1
cis-1,3-Dichloropropene	0.25	U	1.0	0.25	0.14	ug/L		07/27/12 17:38	1
Bromodichloromethane	0.25	U	1.0	0.25	0.15	ug/L		07/27/12 17:38	1
Ethylbenzene	0.25	U	1.0	0.25	0.17	ug/L		07/27/12 17:38	1
1,2-Dibromoethane	0.25	U	1.0	0.25	0.24	ug/L		07/27/12 17:38	1
m-Xylene & p-Xylene	0.50	U	2.0	0.50	0.24	ug/L		07/27/12 17:38	1
2-Butanone (MEK)	0.57	U	10	0.57	0.57	ug/L		07/27/12 17:38	1
4-Methyl-2-pentanone (MIBK)	0.50	U	10	0.50	0.32	ug/L		07/27/12 17:38	1
Methylene Chloride	0.50	U	1.0	0.50	0.33	ug/L		07/27/12 17:38	1
o-Xylene	0.25	U	1.0	0.25	0.14	ug/L		07/27/12 17:38	1
Styrene	0.25	U	1.0	0.25	0.11	ug/L		07/27/12 17:38	1
Tetrachloroethene	0.50	U	1.0	0.50	0.29	ug/L		07/27/12 17:38	1
Toluene	0.25	U	1.0	0.25	0.13	ug/L		07/27/12 17:38	1
trans-1,2-Dichloroethene	0.25	U	1.0	0.25	0.19	ug/L		07/27/12 17:38	1
trans-1,3-Dichloropropene	0.25	U	1.0	0.25	0.19	ug/L		07/27/12 17:38	1
Trichloroethene	0.25	U	1.0	0.25	0.17	ug/L		07/27/12 17:38	1
Vinyl chloride	0.25	U	1.0	0.25	0.22	ug/L		07/27/12 17:38	1
Xylenes, Total	0.75	U	2.0	0.75	0.28	ug/L		07/27/12 17:38	1
Dibromochloromethane	0.25	U	1.0	0.25	0.18	ug/L		07/27/12 17:38	1

Surrogate	*%Recovery*	*Qualifier*	*Limits*	*Prepared*	*Analyzed*	*Dil Fac*
1,2-Dichloroethane-d4 (Surr)	*113*		*70 - 120*		*07/27/12 17:38*	*1*
4-Bromofluorobenzene (Surr)	*91*		*75 - 120*		*07/27/12 17:38*	*1*
Toluene-d8 (Surr)	*87*		*85 - 120*		*07/27/12 17:38*	*1*
Dibromofluoromethane (Surr)	*99*		*85 - 115*		*07/27/12 17:38*	*1*

Method: 8081/DOD - Organochlorine Pesticides (GC)

Analyte	Result	Qualifier	LOQ	LOD	DL	Unit	D	Analyzed	Dil Fac
4,4'-DDD	0.0099	U	0.050	0.0099	0.0095	ug/L		08/02/12 22:59	1
4,4'-DDD	0.0099	U	0.050	0.0099	0.0095	ug/L		08/02/12 22:59	1

Client Sample ID: FWGCBLMW-005-0071-GW
Date Collected: 07/24/12 16:42
Date Received: 07/25/12 07:30

Lab Sample ID: 240-13468-26
Matrix: Water

Method: 8081/DOD - Organochlorine Pesticides (GC) (Continued)

Analyte	Result	Qualifier	LOQ	LOD	DL	Unit	D	Analyzed	Dil Fac
4,4'-DDE	0.0099	U	0.050	0.0099	0.0096	ug/L		08/02/12 22:59	1
4,4'-DDE	0.0099	U	0.050	0.0099	0.0096	ug/L		08/02/12 22:59	1
4,4'-DDT	0.030	U	0.050	0.030	0.016	ug/L		08/02/12 22:59	1
4,4'-DDT	0.030	U	0.050	0.030	0.016	ug/L		08/02/12 22:59	1
Aldrin	0.0099	U	0.030	0.0099	0.0081	ug/L		08/02/12 22:59	1
Aldrin	0.0099	U	0.030	0.0099	0.0081	ug/L		08/02/12 22:59	1
alpha-BHC	0.0099	U	0.030	0.0099	0.0069	ug/L		08/02/12 22:59	1
alpha-BHC	0.0099	U	0.030	0.0099	0.0069	ug/L		08/02/12 22:59	1
alpha-Chlordane	0.014	U	0.050	0.014	0.014	ug/L		08/02/12 22:59	1
alpha-Chlordane	0.014	U	0.050	0.014	0.014	ug/L		08/02/12 22:59	1
beta-BHC	0.0099	U	0.050	0.0099	0.0083	ug/L		08/02/12 22:59	1
beta-BHC	0.0099	U	0.050	0.0099	0.0083	ug/L		08/02/12 22:59	1
delta-BHC	0.0099	U	0.050	0.0099	0.0086	ug/L		08/02/12 22:59	1
delta-BHC	0.0099	U	0.050	0.0099	0.0086	ug/L		08/02/12 22:59	1
Dieldrin	0.0099	U	0.030	0.0099	0.0074	ug/L		08/02/12 22:59	1
Dieldrin	0.0099	U	0.030	0.0099	0.0074	ug/L		08/02/12 22:59	1
Endosulfan I	0.013	U	0.050	0.013	0.013	ug/L		08/02/12 22:59	1
Endosulfan I	0.013	U	0.050	0.013	0.013	ug/L		08/02/12 22:59	1
Endosulfan II	0.012	U	0.050	0.012	0.012	ug/L		08/02/12 22:59	1
Endosulfan II	0.012	U	0.050	0.012	0.012	ug/L		08/02/12 22:59	1
Endosulfan sulfate	0.011	U	0.050	0.011	0.011	ug/L		08/02/12 22:59	1
Endosulfan sulfate	0.011	U	0.050	0.011	0.011	ug/L		08/02/12 22:59	1
Endrin	0.011	U	0.050	0.011	0.011	ug/L		08/02/12 22:59	1
Endrin	0.011	U	0.050	0.011	0.011	ug/L		08/02/12 22:59	1
Endrin aldehyde	0.011	U	0.050	0.011	0.011	ug/L		08/02/12 22:59	1
Endrin aldehyde	0.011	U	0.050	0.011	0.011	ug/L		08/02/12 22:59	1
Endrin ketone	0.0099	U	0.050	0.0099	0.0077	ug/L		08/02/12 22:59	1
Endrin ketone	0.0099	U	0.050	0.0099	0.0077	ug/L		08/02/12 22:59	1
gamma-BHC (Lindane)	0.0099	U	0.050	0.0099	0.0063	ug/L		08/02/12 22:59	1
gamma-BHC (Lindane)	0.0099	U	0.050	0.0099	0.0063	ug/L		08/02/12 22:59	1
gamma-Chlordane	0.012	U	0.050	0.012	0.012	ug/L		08/02/12 22:59	1
gamma-Chlordane	0.012	U	0.050	0.012	0.012	ug/L		08/02/12 22:59	1
Heptachlor	0.0099	U	0.030	0.0099	0.0079	ug/L		08/02/12 22:59	1
Heptachlor	0.0099	U	0.030	0.0099	0.0079	ug/L		08/02/12 22:59	1
Heptachlor epoxide	0.0099	U	0.030	0.0099	0.0070	ug/L		08/02/12 22:59	1
Heptachlor epoxide	0.0099	U	0.030	0.0099	0.0070	ug/L		08/02/12 22:59	1
Methoxychlor	0.032	U	0.099	0.032	0.032	ug/L		08/02/12 22:59	1
Methoxychlor	0.032	U	0.099	0.032	0.032	ug/L		08/02/12 22:59	1
Toxaphene	0.50	U	2.0	0.50	0.32	ug/L		08/02/12 22:59	1
Toxaphene	0.50	U	2.0	0.50	0.32	ug/L		08/02/12 22:59	1

Surrogate	*%Recovery*	*Qualifier*	*Limits*	*Prepared*	*Analyzed*	*Dil Fac*
DCB Decachlorobiphenyl	*52*		*30 - 135*	*07/26/12 10:01*	*08/02/12 22:59*	*1*
DCB Decachlorobiphenyl	*65*		*30 - 135*	*07/26/12 10:01*	*08/02/12 22:59*	*1*
Tetrachloro-m-xylene	*72*		*25 - 140*	*07/26/12 10:01*	*08/02/12 22:59*	*1*
Tetrachloro-m-xylene	*79*		*25 - 140*	*07/26/12 10:01*	*08/02/12 22:59*	*1*

Method: 8082/DOD - Polychlorinated Biphenyls (PCBs) by Gas Chromatography

Analyte	Result	Qualifier	LOQ	LOD	DL	Unit	D	Analyzed	Dil Fac
Aroclor-1016	0.20	U	0.50	0.20	0.17	ug/L		07/31/12 23:35	1

Client Sample ID: FWGCBLMW-005-0071-GW
Date Collected: 07/24/12 16:42
Date Received: 07/25/12 07:30

Lab Sample ID: 240-13468-26
Matrix: Water

Method: 8082/DOD - Polychlorinated Biphenyls (PCBs) by Gas Chromatography (Continued)

Analyte	Result	Qualifier	LOQ	LOD	DL	Unit	D	Analyzed	Dil Fac
Aroclor-1221	0.20	U	0.50	0.20	0.13	ug/L		07/31/12 23:35	1
Aroclor-1232	0.20	U	0.50	0.20	0.16	ug/L		07/31/12 23:35	1
Aroclor-1242	0.40	U	0.50	0.40	0.22	ug/L		07/31/12 23:35	1
Aroclor-1248	0.20	U	0.50	0.20	0.099	ug/L		07/31/12 23:35	1
Aroclor-1254	0.20	U	0.50	0.20	0.16	ug/L		07/31/12 23:35	1
Aroclor-1260	0.20	U	0.50	0.20	0.17	ug/L		07/31/12 23:35	1

Surrogate	*%Recovery*	*Qualifier*	*Limits*	*Prepared*	*Analyzed*	*Dil Fac*
Tetrachloro-m-xylene	*66*		*40 - 140*	*07/26/12 10:12*	*07/31/12 23:35*	*1*
Tetrachloro-m-xylene	*68*		*40 - 140*	*07/26/12 10:12*	*07/31/12 23:35*	*1*
DCB Decachlorobiphenyl	*63*		*40 - 135*	*07/26/12 10:12*	*07/31/12 23:35*	*1*
DCB Decachlorobiphenyl	*66*		*40 - 135*	*07/26/12 10:12*	*07/31/12 23:35*	*1*

Method: 8330 (Modified) - Organic Compounds by UV/HPLC - Dissolved

Analyte	Result	Qualifier	LOQ	LOD	DL	Unit	D	Analyzed	Dil Fac
Nitroguanidine	6.0 U		20	6.0	2.4	ug/L		07/31/12 14:27	1

Method: 8330/8330A - Nitroaromatics & Nitramines: Explosives (8330/A)

Analyte	Result	Qualifier	LOQ	LOD	DL	Unit	D	Analyzed	Dil Fac
Nitroglycerin	0.54 U		0.71	0.54	0.36	ug/L		08/04/12 06:15	1.09
PETN	0.54 U		0.71	0.54	0.33	ug/L		08/04/12 06:15	1.09
2-Amino-4,6-dinitrotoluene	0.11 U		0.22	0.11	0.019	ug/L		08/04/12 06:15	1.09
4-Amino-2,6-dinitrotoluene	0.11 U		0.11	0.11	0.054	ug/L		08/04/12 06:15	1.09
1,3-Dinitrobenzene	0.11 U		0.11	0.11	0.054	ug/L		08/04/12 06:15	1.09
2,4-Dinitrotoluene	0.11 U		0.11	0.11	0.054	ug/L		08/04/12 06:15	1.09
2,6-Dinitrotoluene	0.11 U		0.11	0.11	0.054	ug/L		08/04/12 06:15	1.09
HMX	0.054 U		0.11	0.054	0.039	ug/L		08/04/12 06:15	1.09
Nitrobenzene	0.11 U		0.11	0.11	0.054	ug/L		08/04/12 06:15	1.09
2-Nitrotoluene	0.11 U		0.54	0.11	0.096	ug/L		08/04/12 06:15	1.09
3-Nitrotoluene	0.11 U		0.54	0.11	0.062	ug/L		08/04/12 06:15	1.09
4-Nitrotoluene	0.11 U		0.71	0.11	0.096	ug/L		08/04/12 06:15	1.09
RDX	0.054 U		0.11	0.054	0.039	ug/L		08/04/12 06:15	1.09
Tetryl	0.11 U		0.11	0.11	0.054	ug/L		08/04/12 06:15	1.09
1,3,5-Trinitrobenzene	0.054 U		0.11	0.054	0.033	ug/L		08/04/12 06:15	1.09
2,4,6-Trinitrotoluene	0.11 U		0.11	0.11	0.054	ug/L		08/04/12 06:15	1.09

Surrogate	*%Recovery*	*Qualifier*	*Limits*	*Prepared*	*Analyzed*	*Dil Fac*
3,4-Dinitrotoluene	*109*		*79 - 111*	*07/30/12 12:00*	*08/04/12 06:15*	*1.09*

General Chemistry

Analyte	Result	Qualifier	LOQ	LOD	DL	Unit	D	Analyzed	Dil Fac
Cyanide, Total	0.010	U	0.010	0.010	0.0050	mg/L		07/26/12 14:33	1
Nitrocellulose	1.0 U		2.0	1.0	0.48	mg/L		08/09/12 12:54	1

Client: Environmental Quality Mgt., Inc.
Project/Site: RVAAP (OH)

TestAmerica Job ID: 240-13468-1

Client Sample ID: FWGCBLMW-005-0071-GF
Date Collected: 07/24/12 16:42
Date Received: 07/25/12 07:30

Lab Sample ID: 240-13468-27
Matrix: Water

Method: 6010B/DOD - Metals (ICP) - Total Recoverable

Analyte	Result	Qualifier	LOQ	LOD	DL	Unit	D	Analyzed	Dil Fac
Arsenic	10	U	10	10	3.3	ug/L		08/10/12 19:25	1
Chromium	**2.2**	**J B**	7.0	4.0	1.4	ug/L		08/10/12 19:25	1
Cobalt	4.0	U	7.0	4.0	1.5	ug/L		08/10/12 19:25	1
Lead	5.0	U	10	5.0	1.7	ug/L		08/10/12 19:25	1
Selenium	10	U	15	10	4.0	ug/L		08/10/12 19:25	1
Silver	5.0	U	7.0	5.0	1.7	ug/L		08/10/12 19:25	1
Vanadium	4.0	U	7.0	4.0	1.3	ug/L		08/10/12 19:25	1
Barium	**55**	**J**	200	5.0	2.8	ug/L		08/10/12 19:25	1
Calcium	**14000**		5000	1000	630	ug/L		08/10/12 19:25	1
Copper	10	U	25	10	4.4	ug/L		08/10/12 19:25	1
Magnesium	**5500**		5000	300	120	ug/L		08/10/12 19:25	1
Manganese	**18**		15	5.0	1.8	ug/L		08/10/12 19:25	1
Nickel	**9.3**	**J**	40	5.0	2.2	ug/L		08/10/12 19:25	1
Potassium	**1000**	**J**	5000	900	300	ug/L		08/10/12 19:25	1

Method: 6020/DOD - Metals (ICP/MS) - Total Recoverable

Analyte	Result	Qualifier	LOQ	LOD	DL	Unit	D	Analyzed	Dil Fac
Aluminum	**53**	**J**	60	60	20	ug/L		08/07/12 14:21	1
Antimony	0.50	U	2.0	0.50	0.21	ug/L		08/07/12 14:21	1
Beryllium	**0.12**	**J**	1.0	0.10	0.033	ug/L		08/07/12 14:21	1
Cadmium	**0.10**	**J**	2.0	0.070	0.023	ug/L		08/07/12 14:21	1
Iron	100	U	150	100	44	ug/L		08/07/12 14:21	1
Sodium	**3700**		1000	400	160	ug/L		08/07/12 14:21	1
Thallium	1.0	U	2.0	1.0	0.32	ug/L		08/07/12 14:21	1
Zinc	**12**	**J**	40	20	8.8	ug/L		08/07/12 14:21	1

Method: 7470A/DOD - Mercury (CVAA)

Analyte	Result	Qualifier	LOQ	LOD	DL	Unit	D	Analyzed	Dil Fac
Hg	0.20	U	0.20	0.20	0.12	ug/L		07/27/12 11:40	1

Client: Environmental Quality Mgt., Inc.
Project/Site: RVAAP (OH)

TestAmerica Job ID: 240-13468-1

Client Sample ID: FWGTEAM 3 - TRIP
Date Collected: 07/24/12 08:00
Date Received: 07/25/12 07:30

Lab Sample ID: 240-13468-28
Matrix: Water

Method: 8260B/DoD - Volatile Organic Compounds (GC/MS)

Analyte	Result	Qualifier	LOQ	LOD	DL	Unit	D	Analyzed	Dil Fac
1,1,1-Trichloroethane	0.25	U	1.0	0.25	0.22	ug/L		07/27/12 18:00	1
1,1,2,2-Tetrachloroethane	0.25	U	1.0	0.25	0.18	ug/L		07/27/12 18:00	1
1,1,2-Trichloroethane	0.50	U	1.0	0.50	0.27	ug/L		07/27/12 18:00	1
1,1-Dichloroethane	0.25	U	1.0	0.25	0.15	ug/L		07/27/12 18:00	1
1,1-Dichloroethene	0.25	U	1.0	0.25	0.19	ug/L		07/27/12 18:00	1
1,2-Dichloroethane	0.25	U	1.0	0.25	0.22	ug/L		07/27/12 18:00	1
1,2-Dichloroethene, Total	0.50	U	2.0	0.50	0.34	ug/L		07/27/12 18:00	1
1,2-Dichloropropane	0.25	U	1.0	0.25	0.18	ug/L		07/27/12 18:00	1
2-Hexanone	0.50	U	10	0.50	0.41	ug/L		07/27/12 18:00	1
Bromochloromethane	0.50	U	1.0	0.50	0.29	ug/L		07/27/12 18:00	1
Acetone	**4.2**	**J**	10	1.1	1.1	ug/L		07/27/12 18:00	1
Benzene	0.25	U	1.0	0.25	0.13	ug/L		07/27/12 18:00	1
Bromoform	0.64	U	1.0	0.64	0.64	ug/L		07/27/12 18:00	1
Bromomethane	0.50	U	1.0	0.50	0.41	ug/L		07/27/12 18:00	1
Carbon disulfide	0.25	U	1.0	0.25	0.13	ug/L		07/27/12 18:00	1
Carbon tetrachloride	0.25	U	1.0	0.25	0.13	ug/L		07/27/12 18:00	1
Chlorobenzene	0.25	U	1.0	0.25	0.15	ug/L		07/27/12 18:00	1
Chloroethane	0.50	U	1.0	0.50	0.29	ug/L		07/27/12 18:00	1
Chloroform	0.25	U	1.0	0.25	0.16	ug/L		07/27/12 18:00	1
Chloromethane	0.50	U	1.0	0.50	0.30	ug/L		07/27/12 18:00	1
cis-1,2-Dichloroethene	0.25	U	1.0	0.25	0.17	ug/L		07/27/12 18:00	1
cis-1,3-Dichloropropene	0.25	U	1.0	0.25	0.14	ug/L		07/27/12 18:00	1
Bromodichloromethane	0.25	U	1.0	0.25	0.15	ug/L		07/27/12 18:00	1
Ethylbenzene	0.25	U	1.0	0.25	0.17	ug/L		07/27/12 18:00	1
1,2-Dibromoethane	0.25	U	1.0	0.25	0.24	ug/L		07/27/12 18:00	1
m-Xylene & p-Xylene	0.50	U	2.0	0.50	0.24	ug/L		07/27/12 18:00	1
2-Butanone (MEK)	0.57	U	10	0.57	0.57	ug/L		07/27/12 18:00	1
4-Methyl-2-pentanone (MIBK)	0.50	U	10	0.50	0.32	ug/L		07/27/12 18:00	1
Methylene Chloride	0.50	U	1.0	0.50	0.33	ug/L		07/27/12 18:00	1
o-Xylene	0.25	U	1.0	0.25	0.14	ug/L		07/27/12 18:00	1
Styrene	0.25	U	1.0	0.25	0.11	ug/L		07/27/12 18:00	1
Tetrachloroethene	0.50	U	1.0	0.50	0.29	ug/L		07/27/12 18:00	1
Toluene	0.25	U	1.0	0.25	0.13	ug/L		07/27/12 18:00	1
trans-1,2-Dichloroethene	0.25	U	1.0	0.25	0.19	ug/L		07/27/12 18:00	1
trans-1,3-Dichloropropene	0.25	U	1.0	0.25	0.19	ug/L		07/27/12 18:00	1
Trichloroethene	0.25	U	1.0	0.25	0.17	ug/L		07/27/12 18:00	1
Vinyl chloride	0.25	U	1.0	0.25	0.22	ug/L		07/27/12 18:00	1
Xylenes, Total	0.75	U	2.0	0.75	0.28	ug/L		07/27/12 18:00	1
Dibromochloromethane	0.25	U	1.0	0.25	0.18	ug/L		07/27/12 18:00	1

Surrogate	*%Recovery*	*Qualifier*	*Limits*	*Prepared*	*Analyzed*	*Dil Fac*
1,2-Dichloroethane-d4 (Surr)	*114*		*70 - 120*		*07/27/12 18:00*	*1*
4-Bromofluorobenzene (Surr)	*93*		*75 - 120*		*07/27/12 18:00*	*1*
Toluene-d8 (Surr)	*88*		*85 - 120*		*07/27/12 18:00*	*1*
Dibromofluoromethane (Surr)	*102*		*85 - 115*		*07/27/12 18:00*	*1*

Client Sample ID: FWGWBGMW-006C-0132-GW
Date Collected: 07/24/12 09:26
Date Received: 07/25/12 07:30

Lab Sample ID: 240-13468-29
Matrix: Water

Method: 8260B/DoD - Volatile Organic Compounds (GC/MS)

Analyte	Result	Qualifier	LOQ	LOD	DL	Unit	D	Analyzed	Dil Fac
1,1,1-Trichloroethane	0.25	U	1.0	0.25	0.22	ug/L		07/30/12 12:09	1
1,1,2,2-Tetrachloroethane	0.25	U	1.0	0.25	0.18	ug/L		07/30/12 12:09	1
1,1,2-Trichloroethane	0.50	U	1.0	0.50	0.27	ug/L		07/30/12 12:09	1
1,1-Dichloroethane	0.25	U	1.0	0.25	0.15	ug/L		07/30/12 12:09	1
1,1-Dichloroethene	0.25	U	1.0	0.25	0.19	ug/L		07/30/12 12:09	1
1,2-Dichloroethane	0.25	U	1.0	0.25	0.22	ug/L		07/30/12 12:09	1
1,2-Dichloroethene, Total	0.50	U	2.0	0.50	0.34	ug/L		07/30/12 12:09	1
1,2-Dichloropropane	0.25	U	1.0	0.25	0.18	ug/L		07/30/12 12:09	1
2-Hexanone	0.50	U	10	0.50	0.41	ug/L		07/30/12 12:09	1
Bromochloromethane	0.50	U	1.0	0.50	0.29	ug/L		07/30/12 12:09	1
Acetone	1.1	U	10	1.1	1.1	ug/L		07/30/12 12:09	1
Benzene	0.25	U	1.0	0.25	0.13	ug/L		07/30/12 12:09	1
Bromoform	0.64	U	1.0	0.64	0.64	ug/L		07/30/12 12:09	1
Bromomethane	0.50	U	1.0	0.50	0.41	ug/L		07/30/12 12:09	1
Carbon disulfide	0.25	U	1.0	0.25	0.13	ug/L		07/30/12 12:09	1
Carbon tetrachloride	0.25	U	1.0	0.25	0.13	ug/L		07/30/12 12:09	1
Chlorobenzene	0.25	U	1.0	0.25	0.15	ug/L		07/30/12 12:09	1
Chloroethane	0.50	U	1.0	0.50	0.29	ug/L		07/30/12 12:09	1
Chloroform	0.25	U	1.0	0.25	0.16	ug/L		07/30/12 12:09	1
Chloromethane	0.50	U	1.0	0.50	0.30	ug/L		07/30/12 12:09	1
cis-1,2-Dichloroethene	0.25	U	1.0	0.25	0.17	ug/L		07/30/12 12:09	1
cis-1,3-Dichloropropene	0.25	U	1.0	0.25	0.14	ug/L		07/30/12 12:09	1
Bromodichloromethane	0.25	U	1.0	0.25	0.15	ug/L		07/30/12 12:09	1
Ethylbenzene	0.25	U	1.0	0.25	0.17	ug/L		07/30/12 12:09	1
1,2-Dibromoethane	0.25	U	1.0	0.25	0.24	ug/L		07/30/12 12:09	1
m-Xylene & p-Xylene	0.50	U	2.0	0.50	0.24	ug/L		07/30/12 12:09	1
2-Butanone (MEK)	0.57	U	10	0.57	0.57	ug/L		07/30/12 12:09	1
4-Methyl-2-pentanone (MIBK)	0.50	U	10	0.50	0.32	ug/L		07/30/12 12:09	1
Methylene Chloride	0.50	U	1.0	0.50	0.33	ug/L		07/30/12 12:09	1
o-Xylene	0.25	U	1.0	0.25	0.14	ug/L		07/30/12 12:09	1
Styrene	0.25	U	1.0	0.25	0.11	ug/L		07/30/12 12:09	1
Tetrachloroethene	0.50	U	1.0	0.50	0.29	ug/L		07/30/12 12:09	1
Toluene	0.25	U	1.0	0.25	0.13	ug/L		07/30/12 12:09	1
trans-1,2-Dichloroethene	0.25	U	1.0	0.25	0.19	ug/L		07/30/12 12:09	1
trans-1,3-Dichloropropene	0.25	U	1.0	0.25	0.19	ug/L		07/30/12 12:09	1
Trichloroethene	0.25	U	1.0	0.25	0.17	ug/L		07/30/12 12:09	1
Vinyl chloride	0.25	U	1.0	0.25	0.22	ug/L		07/30/12 12:09	1
Xylenes, Total	0.75	U	2.0	0.75	0.28	ug/L		07/30/12 12:09	1
Dibromochloromethane	0.25	U	1.0	0.25	0.18	ug/L		07/30/12 12:09	1

Surrogate	*%Recovery*	*Qualifier*	*Limits*	*Prepared*	*Analyzed*	*Dil Fac*
1,2-Dichloroethane-d4 (Surr)	*107*		*70 - 120*		*07/30/12 12:09*	*1*
4-Bromofluorobenzene (Surr)	*88*		*75 - 120*		*07/30/12 12:09*	*1*
Toluene-d8 (Surr)	*85*		*85 - 120*		*07/30/12 12:09*	*1*
Dibromofluoromethane (Surr)	*97*		*85 - 115*		*07/30/12 12:09*	*1*

Method: 8330 (Modified) - Organic Compounds by UV/HPLC - Dissolved

Analyte	Result	Qualifier	LOQ	LOD	DL	Unit	D	Analyzed	Dil Fac
Nitroguanidine	6.0	U	20	6.0	2.4	ug/L		07/31/12 14:41	1

Client: Environmental Quality Mgt., Inc.
Project/Site: RVAAP (OH)

TestAmerica Job ID: 240-13468-1

Client Sample ID: FWGWBGMW-006C-0132-GW
Date Collected: 07/24/12 09:26
Date Received: 07/25/12 07:30

Lab Sample ID: 240-13468-29
Matrix: Water

Method: 8330/8330A - Nitroaromatics & Nitramines: Explosives (8330/A)

Analyte	Result	Qualifier	LOQ	LOD	DL	Unit	D	Analyzed	Dil Fac
Nitroglycerin	0.50 U		0.65	0.50	0.33	ug/L		08/04/12 06:55	1
PETN	0.50 U		0.65	0.50	0.30	ug/L		08/04/12 06:55	1
2-Amino-4,6-dinitrotoluene	0.10 U		0.20	0.10	0.017	ug/L		08/04/12 06:55	1
4-Amino-2,6-dinitrotoluene	0.10 U		0.10	0.10	0.050	ug/L		08/04/12 06:55	1
1,3-Dinitrobenzene	0.10 U		0.10	0.10	0.050	ug/L		08/04/12 06:55	1
2,4-Dinitrotoluene	0.10 U		0.10	0.10	0.050	ug/L		08/04/12 06:55	1
2,6-Dinitrotoluene	0.10 U		0.10	0.10	0.050	ug/L		08/04/12 06:55	1
HMX	**6.8**		0.10	0.050	0.036	ug/L		08/04/12 06:55	1
Nitrobenzene	0.10 U		0.10	0.10	0.050	ug/L		08/04/12 06:55	1
2-Nitrotoluene	0.10 U		0.50	0.10	0.088	ug/L		08/04/12 06:55	1
3-Nitrotoluene	0.10 U		0.50	0.10	0.057	ug/L		08/04/12 06:55	1
4-Nitrotoluene	0.10 U		0.65	0.10	0.088	ug/L		08/04/12 06:55	1
RDX	**23**	**E**	0.10	0.050	0.036	ug/L		08/04/12 06:55	1
RDX	**25**	**Q**	0.20	0.10	0.072	ug/L		08/09/12 12:22	2
Tetryl	0.10 U		0.10	0.10	0.050	ug/L		08/04/12 06:55	1
1,3,5-Trinitrobenzene	0.050 U		0.10	0.050	0.030	ug/L		08/04/12 06:55	1
2,4,6-Trinitrotoluene	0.10 U		0.10	0.10	0.050	ug/L		08/04/12 06:55	1

Surrogate	*%Recovery*	*Qualifier*	*Limits*	*Prepared*	*Analyzed*	*Dil Fac*
3,4-Dinitrotoluene	*107*		*79 - 111*	*07/30/12 12:00*	*08/04/12 06:55*	*1*
3,4-Dinitrotoluene	*108*		*79 - 111*	*07/30/12 12:00*	*08/09/12 12:22*	*2*

General Chemistry

Analyte	Result	Qualifier	LOQ	LOD	DL	Unit	D	Analyzed	Dil Fac
Nitrocellulose	1.0 U		2.0	1.0	0.48	mg/L		08/09/12 12:56	1

Client: Environmental Quality Mgt., Inc.
Project/Site: RVAAP (OH)

TestAmerica Job ID: 240-13468-1

Client Sample ID: FWGWBGMW-006C-0132-GF
Date Collected: 07/24/12 09:26
Date Received: 07/25/12 07:30

Lab Sample ID: 240-13468-30
Matrix: Water

Method: 6010B/DOD - Metals (ICP) - Total Recoverable

Analyte	Result	Qualifier	LOQ	LOD	DL	Unit	D	Analyzed	Dil Fac
Arsenic	10	U	10	10	3.3	ug/L		08/10/12 19:14	1
Chromium	**1.7**	**J**	7.0	4.0	1.4	ug/L		08/10/12 19:14	1
Cobalt	4.0	U	7.0	4.0	1.5	ug/L		08/10/12 19:14	1
Lead	5.0	U	10	5.0	1.7	ug/L		08/10/12 19:14	1
Selenium	10	U	15	10	4.0	ug/L		08/10/12 19:14	1
Silver	5.0	U	7.0	5.0	1.7	ug/L		08/10/12 19:14	1
Vanadium	4.0	U	7.0	4.0	1.3	ug/L		08/10/12 19:14	1
Barium	**19**	**J**	200	5.0	2.8	ug/L		08/10/12 19:14	1
Calcium	**71000**		5000	1000	630	ug/L		08/10/12 19:14	1
Copper	10	U	25	10	4.4	ug/L		08/10/12 19:14	1
Magnesium	**23000**		5000	300	120	ug/L		08/10/12 19:14	1
Manganese	**100**		15	5.0	1.8	ug/L		08/10/12 19:14	1
Nickel	5.0	U	40	5.0	2.2	ug/L		08/10/12 19:14	1
Potassium	**890**	**J**	5000	900	300	ug/L		08/10/12 19:14	1

Method: 6020/DOD - Metals (ICP/MS) - Total Recoverable

Analyte	Result	Qualifier	LOQ	LOD	DL	Unit	D	Analyzed	Dil Fac
Aluminum	60	U	60	60	20	ug/L		08/07/12 14:04	1
Antimony	0.50	U	2.0	0.50	0.21	ug/L		08/07/12 14:04	1
Beryllium	0.10	U	1.0	0.10	0.033	ug/L		08/07/12 14:04	1
Cadmium	**0.024**	**J**	2.0	0.070	0.023	ug/L		08/07/12 14:04	1
Iron	100	U	150	100	44	ug/L		08/07/12 14:04	1
Sodium	**5700**		1000	400	160	ug/L		08/07/12 14:04	1
Thallium	1.0	U	2.0	1.0	0.32	ug/L		08/07/12 14:04	1
Zinc	20	U	40	20	8.8	ug/L		08/07/12 14:04	1

Method: 7470A/DOD - Mercury (CVAA)

Analyte	Result	Qualifier	LOQ	LOD	DL	Unit	D	Analyzed	Dil Fac
Hg	0.20	U	0.20	0.20	0.12	ug/L		07/27/12 11:38	1

Client Sample ID: FWGWBGMW-021-0138-GW
Lab Sample ID: 240-13468-31
Date Collected: 07/24/12 10:16
Matrix: Water
Date Received: 07/25/12 07:30

Method: 8260B/DoD - Volatile Organic Compounds (GC/MS)

Analyte	Result	Qualifier	LOQ	LOD	DL	Unit	D	Analyzed	Dil Fac
1,1,1-Trichloroethane	0.25	U	1.0	0.25	0.22	ug/L		07/27/12 18:45	1
1,1,2,2-Tetrachloroethane	0.25	U	1.0	0.25	0.18	ug/L		07/27/12 18:45	1
1,1,2-Trichloroethane	0.50	U	1.0	0.50	0.27	ug/L		07/27/12 18:45	1
1,1-Dichloroethane	0.25	U	1.0	0.25	0.15	ug/L		07/27/12 18:45	1
1,1-Dichloroethene	0.25	U	1.0	0.25	0.19	ug/L		07/27/12 18:45	1
1,2-Dichloroethane	0.25	U	1.0	0.25	0.22	ug/L		07/27/12 18:45	1
1,2-Dichloroethene, Total	0.50	U	2.0	0.50	0.34	ug/L		07/27/12 18:45	1
1,2-Dichloropropane	0.25	U	1.0	0.25	0.18	ug/L		07/27/12 18:45	1
2-Hexanone	0.50	U	10	0.50	0.41	ug/L		07/27/12 18:45	1
Bromochloromethane	0.50	U	1.0	0.50	0.29	ug/L		07/27/12 18:45	1
Acetone	1.1	U	10	1.1	1.1	ug/L		07/27/12 18:45	1
Benzene	0.25	U	1.0	0.25	0.13	ug/L		07/27/12 18:45	1
Bromoform	0.64	U	1.0	0.64	0.64	ug/L		07/27/12 18:45	1
Bromomethane	0.50	U	1.0	0.50	0.41	ug/L		07/27/12 18:45	1
Carbon disulfide	**0.13**	**J**	1.0	0.25	0.13	ug/L		07/27/12 18:45	1
Carbon tetrachloride	0.25	U	1.0	0.25	0.13	ug/L		07/27/12 18:45	1
Chlorobenzene	0.25	U	1.0	0.25	0.15	ug/L		07/27/12 18:45	1
Chloroethane	0.50	U	1.0	0.50	0.29	ug/L		07/27/12 18:45	1
Chloroform	0.25	U	1.0	0.25	0.16	ug/L		07/27/12 18:45	1
Chloromethane	0.50	U	1.0	0.50	0.30	ug/L		07/27/12 18:45	1
cis-1,2-Dichloroethene	0.25	U	1.0	0.25	0.17	ug/L		07/27/12 18:45	1
cis-1,3-Dichloropropene	0.25	U	1.0	0.25	0.14	ug/L		07/27/12 18:45	1
Bromodichloromethane	0.25	U	1.0	0.25	0.15	ug/L		07/27/12 18:45	1
Ethylbenzene	0.25	U	1.0	0.25	0.17	ug/L		07/27/12 18:45	1
1,2-Dibromoethane	0.25	U	1.0	0.25	0.24	ug/L		07/27/12 18:45	1
m-Xylene & p-Xylene	0.50	U	2.0	0.50	0.24	ug/L		07/27/12 18:45	1
2-Butanone (MEK)	0.57	U	10	0.57	0.57	ug/L		07/27/12 18:45	1
4-Methyl-2-pentanone (MIBK)	0.50	U	10	0.50	0.32	ug/L		07/27/12 18:45	1
Methylene Chloride	0.50	U	1.0	0.50	0.33	ug/L		07/27/12 18:45	1
o-Xylene	0.25	U	1.0	0.25	0.14	ug/L		07/27/12 18:45	1
Styrene	0.25	U	1.0	0.25	0.11	ug/L		07/27/12 18:45	1
Tetrachloroethene	0.50	U	1.0	0.50	0.29	ug/L		07/27/12 18:45	1
Toluene	0.25	U	1.0	0.25	0.13	ug/L		07/27/12 18:45	1
trans-1,2-Dichloroethene	0.25	U	1.0	0.25	0.19	ug/L		07/27/12 18:45	1
trans-1,3-Dichloropropene	0.25	U	1.0	0.25	0.19	ug/L		07/27/12 18:45	1
Trichloroethene	0.25	U	1.0	0.25	0.17	ug/L		07/27/12 18:45	1
Vinyl chloride	0.25	U	1.0	0.25	0.22	ug/L		07/27/12 18:45	1
Xylenes, Total	0.75	U	2.0	0.75	0.28	ug/L		07/27/12 18:45	1
Dibromochloromethane	0.25	U	1.0	0.25	0.18	ug/L		07/27/12 18:45	1

Surrogate	*%Recovery*	*Qualifier*	*Limits*	*Prepared*	*Analyzed*	*Dil Fac*
1,2-Dichloroethane-d4 (Surr)	*116*		*70 - 120*		*07/27/12 18:45*	*1*
4-Bromofluorobenzene (Surr)	*89*		*75 - 120*		*07/27/12 18:45*	*1*
Toluene-d8 (Surr)	*86*		*85 - 120*		*07/27/12 18:45*	*1*
Dibromofluoromethane (Surr)	*100*		*85 - 115*		*07/27/12 18:45*	*1*

Method: 8081/DOD - Organochlorine Pesticides (GC)

Analyte	Result	Qualifier	LOQ	LOD	DL	Unit	D	Analyzed	Dil Fac
4,4'-DDD	0.0095	U	0.048	0.0095	0.0091	ug/L		08/13/12 18:20	1
4,4'-DDE	0.0095	U	0.048	0.0095	0.0092	ug/L		08/13/12 18:20	1

Client Sample ID: FWGWBGMW-021-0138-GW
Date Collected: 07/24/12 10:16
Date Received: 07/25/12 07:30

Lab Sample ID: 240-13468-31
Matrix: Water

Method: 8081/DOD - Organochlorine Pesticides (GC) (Continued)

Analyte	Result	Qualifier	LOQ	LOD	DL	Unit	D	Analyzed	Dil Fac
4,4'-DDT	0.029	U	0.048	0.029	0.015	ug/L		08/13/12 18:20	1
Aldrin	0.0095	U	0.029	0.0095	0.0078	ug/L		08/13/12 18:20	1
alpha-BHC	0.0095	U	0.029	0.0095	0.0067	ug/L		08/13/12 18:20	1
alpha-Chlordane	0.013	U	0.048	0.013	0.013	ug/L		08/13/12 18:20	1
beta-BHC	0.0095	U	0.048	0.0095	0.0080	ug/L		08/13/12 18:20	1
delta-BHC	0.0095	U	0.048	0.0095	0.0083	ug/L		08/13/12 18:20	1
Dieldrin	0.0095	U	0.029	0.0095	0.0071	ug/L		08/13/12 18:20	1
Endosulfan I	0.012	U	0.048	0.012	0.012	ug/L		08/13/12 18:20	1
Endosulfan II	0.011	U	0.048	0.011	0.011	ug/L		08/13/12 18:20	1
Endosulfan sulfate	0.010	U	0.048	0.010	0.010	ug/L		08/13/12 18:20	1
Endrin	0.010	U	0.048	0.010	0.010	ug/L		08/13/12 18:20	1
Endrin aldehyde	0.010	U	0.048	0.010	0.010	ug/L		08/13/12 18:20	1
Endrin ketone	0.0095	U	0.048	0.0095	0.0074	ug/L		08/13/12 18:20	1
gamma-BHC (Lindane)	0.0095	U	0.048	0.0095	0.0061	ug/L		08/13/12 18:20	1
gamma-Chlordane	0.011	U	0.048	0.011	0.011	ug/L		08/13/12 18:20	1
Heptachlor	0.0095	U	0.029	0.0095	0.0076	ug/L		08/13/12 18:20	1
Heptachlor epoxide	0.0095	U	0.029	0.0095	0.0068	ug/L		08/13/12 18:20	1
Methoxychlor	0.030	U	0.095	0.030	0.030	ug/L		08/13/12 18:20	1
Toxaphene	0.48	U	1.9	0.48	0.30	ug/L		08/13/12 18:20	1

Surrogate	*%Recovery*	*Qualifier*	*Limits*	*Prepared*	*Analyzed*	*Dil Fac*
DCB Decachlorobiphenyl	*31*		*30 - 135*	*07/26/12 10:01*	*08/13/12 18:20*	*1*
DCB Decachlorobiphenyl	*27*	*Q*	*30 - 135*	*07/26/12 10:01*	*08/13/12 18:20*	*1*
Tetrachloro-m-xylene	*67*		*25 - 140*	*07/26/12 10:01*	*08/13/12 18:20*	*1*
Tetrachloro-m-xylene	*68*		*25 - 140*	*07/26/12 10:01*	*08/13/12 18:20*	*1*

Method: 8082/DOD - Polychlorinated Biphenyls (PCBs) by Gas Chromatography

Analyte	Result	Qualifier	LOQ	LOD	DL	Unit	D	Analyzed	Dil Fac
Aroclor-1016	0.19	U H	0.48	0.19	0.16	ug/L		08/07/12 19:24	1
Aroclor-1221	0.19	U H	0.48	0.19	0.12	ug/L		08/07/12 19:24	1
Aroclor-1232	0.19	U H	0.48	0.19	0.15	ug/L		08/07/12 19:24	1
Aroclor-1242	0.38	U H	0.48	0.38	0.21	ug/L		08/07/12 19:24	1
Aroclor-1248	0.19	U H	0.48	0.19	0.095	ug/L		08/07/12 19:24	1
Aroclor-1254	0.19	U H	0.48	0.19	0.15	ug/L		08/07/12 19:24	1
Aroclor-1260	0.19	U H	0.48	0.19	0.16	ug/L		08/07/12 19:24	1

Surrogate	*%Recovery*	*Qualifier*	*Limits*	*Prepared*	*Analyzed*	*Dil Fac*
Tetrachloro-m-xylene	*64*		*40 - 140*	*08/06/12 09:18*	*08/07/12 19:24*	*1*
Tetrachloro-m-xylene	*67*		*40 - 140*	*08/06/12 09:18*	*08/07/12 19:24*	*1*
DCB Decachlorobiphenyl	*33*	*Q*	*40 - 135*	*08/06/12 09:18*	*08/07/12 19:24*	*1*
DCB Decachlorobiphenyl	*56*		*40 - 135*	*08/06/12 09:18*	*08/07/12 19:24*	*1*

Method: 8330 (Modified) - Organic Compounds by UV/HPLC - Dissolved

Analyte	Result	Qualifier	LOQ	LOD	DL	Unit	D	Analyzed	Dil Fac
Nitroguanidine	6.0	U	20	6.0	2.4	ug/L		07/31/12 14:56	1

Method: 8330/8330A - Nitroaromatics & Nitramines: Explosives (8330/A)

Analyte	Result	Qualifier	LOQ	LOD	DL	Unit	D	Analyzed	Dil Fac
Nitroglycerin	0.50	U	0.66	0.50	0.33	ug/L		08/04/12 07:35	1.01
PETN	0.50	U	0.66	0.50	0.30	ug/L		08/04/12 07:35	1.01
2-Amino-4,6-dinitrotoluene	0.10	U	0.20	0.10	0.017	ug/L		08/04/12 07:35	1.01

Client: Environmental Quality Mgt., Inc.
Project/Site: RVAAP (OH)

TestAmerica Job ID: 240-13468-1

Client Sample ID: FWGWBGMW-021-0138-GW — **Lab Sample ID: 240-13468-31**
Date Collected: 07/24/12 10:16 — **Matrix: Water**
Date Received: 07/25/12 07:30

Method: 8330/8330A - Nitroaromatics & Nitramines: Explosives (8330/A) (Continued)

Analyte	Result	Qualifier	LOQ	LOD	DL	Unit	D	Analyzed	Dil Fac
4-Amino-2,6-dinitrotoluene	0.10 U		0.10	0.10	0.050	ug/L		08/04/12 07:35	1.01
1,3-Dinitrobenzene	0.10 U		0.10	0.10	0.050	ug/L		08/04/12 07:35	1.01
2,4-Dinitrotoluene	0.10 U		0.10	0.10	0.050	ug/L		08/04/12 07:35	1.01
2,6-Dinitrotoluene	0.10 U		0.10	0.10	0.050	ug/L		08/04/12 07:35	1.01
HMX	0.050 U		0.10	0.050	0.036	ug/L		08/04/12 07:35	1.01
Nitrobenzene	0.10 U		0.10	0.10	0.050	ug/L		08/04/12 07:35	1.01
2-Nitrotoluene	0.10 U		0.50	0.10	0.089	ug/L		08/04/12 07:35	1.01
3-Nitrotoluene	0.10 U		0.50	0.10	0.058	ug/L		08/04/12 07:35	1.01
4-Nitrotoluene	0.10 U		0.66	0.10	0.089	ug/L		08/04/12 07:35	1.01
RDX	0.050 U		0.10	0.050	0.036	ug/L		08/04/12 07:35	1.01
Tetryl	0.10 U		0.10	0.10	0.050	ug/L		08/04/12 07:35	1.01
1,3,5-Trinitrobenzene	0.050 U		0.10	0.050	0.030	ug/L		08/04/12 07:35	1.01
2,4,6-Trinitrotoluene	0.10 U		0.10	0.10	0.050	ug/L		08/04/12 07:35	1.01

Surrogate	*%Recovery*	*Qualifier*	*Limits*	*Prepared*	*Analyzed*	*Dil Fac*
3,4-Dinitrotoluene	*107*		*79 - 111*	*07/30/12 12:00*	*08/04/12 07:35*	*1.01*

General Chemistry

Analyte	Result	Qualifier	LOQ	LOD	DL	Unit	D	Analyzed	Dil Fac
Cyanide, Total	0.010 U		0.010	0.010	0.0050	mg/L		07/26/12 14:33	1
Nitrocellulose	1.0 U		2.0	1.0	0.48	mg/L		08/09/12 12:58	1

Client Sample ID: FWGWBGMW-021-0138-GF
Date Collected: 07/24/12 10:16
Date Received: 07/25/12 07:30

Lab Sample ID: 240-13468-32
Matrix: Water

Method: 6010B/DOD - Metals (ICP) - Total Recoverable

Analyte	Result	Qualifier	LOQ	LOD	DL	Unit	D	Analyzed	Dil Fac
Arsenic	**7.2**	**J**	10	10	3.3	ug/L		08/10/12 19:10	1
Chromium	4.0	U	7.0	4.0	1.4	ug/L		08/10/12 19:10	1
Cobalt	4.0	U	7.0	4.0	1.5	ug/L		08/10/12 19:10	1
Lead	5.0	U	10	5.0	1.7	ug/L		08/10/12 19:10	1
Selenium	10	U	15	10	4.0	ug/L		08/10/12 19:10	1
Silver	5.0	U	7.0	5.0	1.7	ug/L		08/10/12 19:10	1
Vanadium	4.0	U	7.0	4.0	1.3	ug/L		08/10/12 19:10	1
Barium	**51**	**J**	200	5.0	2.8	ug/L		08/10/12 19:10	1
Calcium	**73000**		5000	1000	630	ug/L		08/10/12 19:10	1
Copper	10	U	25	10	4.4	ug/L		08/10/12 19:10	1
Magnesium	**19000**		5000	300	120	ug/L		08/10/12 19:10	1
Manganese	**230**		15	5.0	1.8	ug/L		08/10/12 19:10	1
Nickel	5.0	U	40	5.0	2.2	ug/L		08/10/12 19:10	1
Potassium	**1400**	**J**	5000	900	300	ug/L		08/10/12 19:10	1

Method: 6020/DOD - Metals (ICP/MS) - Total Recoverable

Analyte	Result	Qualifier	LOQ	LOD	DL	Unit	D	Analyzed	Dil Fac
Aluminum	60	U	60	60	20	ug/L		08/07/12 13:59	1
Antimony	0.50	U	2.0	0.50	0.21	ug/L		08/07/12 13:59	1
Beryllium	0.10	U	1.0	0.10	0.033	ug/L		08/07/12 13:59	1
Cadmium	0.070	U	2.0	0.070	0.023	ug/L		08/07/12 13:59	1
Iron	**350**		150	100	44	ug/L		08/07/12 13:59	1
Sodium	**4900**		1000	400	160	ug/L		08/07/12 13:59	1
Thallium	1.0	U	2.0	1.0	0.32	ug/L		08/07/12 13:59	1
Zinc	20	U	40	20	8.8	ug/L		08/07/12 13:59	1

Method: 7470A/DOD - Mercury (CVAA)

Analyte	Result	Qualifier	LOQ	LOD	DL	Unit	D	Analyzed	Dil Fac
Hg	0.20	U	0.20	0.20	0.12	ug/L		07/27/12 11:37	1

Client Sample ID: FWGWBGMW-009C-0134-GW
Date Collected: 07/24/12 11:29
Date Received: 07/25/12 07:30

Lab Sample ID: 240-13468-33
Matrix: Water

Method: 8260B/DoD - Volatile Organic Compounds (GC/MS)

Analyte	Result	Qualifier	LOQ	LOD	DL	Unit	D	Analyzed	Dil Fac
1,1,1-Trichloroethane	0.25	U	1.0	0.25	0.22	ug/L		07/27/12 19:07	1
1,1,2,2-Tetrachloroethane	0.25	U	1.0	0.25	0.18	ug/L		07/27/12 19:07	1
1,1,2-Trichloroethane	0.50	U	1.0	0.50	0.27	ug/L		07/27/12 19:07	1
1,1-Dichloroethane	0.25	U	1.0	0.25	0.15	ug/L		07/27/12 19:07	1
1,1-Dichloroethene	0.25	U	1.0	0.25	0.19	ug/L		07/27/12 19:07	1
1,2-Dichloroethane	0.25	U	1.0	0.25	0.22	ug/L		07/27/12 19:07	1
1,2-Dichloroethene, Total	0.50	U	2.0	0.50	0.34	ug/L		07/27/12 19:07	1
1,2-Dichloropropane	0.25	U	1.0	0.25	0.18	ug/L		07/27/12 19:07	1
2-Hexanone	0.50	U	10	0.50	0.41	ug/L		07/27/12 19:07	1
Bromochloromethane	0.50	U	1.0	0.50	0.29	ug/L		07/27/12 19:07	1
Acetone	1.1	U	10	1.1	1.1	ug/L		07/27/12 19:07	1
Benzene	0.25	U	1.0	0.25	0.13	ug/L		07/27/12 19:07	1
Bromoform	0.64	U	1.0	0.64	0.64	ug/L		07/27/12 19:07	1
Bromomethane	0.50	U	1.0	0.50	0.41	ug/L		07/27/12 19:07	1
Carbon disulfide	0.25	U	1.0	0.25	0.13	ug/L		07/27/12 19:07	1
Carbon tetrachloride	0.25	U	1.0	0.25	0.13	ug/L		07/27/12 19:07	1
Chlorobenzene	0.25	U	1.0	0.25	0.15	ug/L		07/27/12 19:07	1
Chloroethane	0.50	U	1.0	0.50	0.29	ug/L		07/27/12 19:07	1
Chloroform	0.25	U	1.0	0.25	0.16	ug/L		07/27/12 19:07	1
Chloromethane	0.50	U	1.0	0.50	0.30	ug/L		07/27/12 19:07	1
cis-1,2-Dichloroethene	0.25	U	1.0	0.25	0.17	ug/L		07/27/12 19:07	1
cis-1,3-Dichloropropene	0.25	U	1.0	0.25	0.14	ug/L		07/27/12 19:07	1
Bromodichloromethane	0.25	U	1.0	0.25	0.15	ug/L		07/27/12 19:07	1
Ethylbenzene	0.25	U	1.0	0.25	0.17	ug/L		07/27/12 19:07	1
1,2-Dibromoethane	0.25	U	1.0	0.25	0.24	ug/L		07/27/12 19:07	1
m-Xylene & p-Xylene	0.50	U	2.0	0.50	0.24	ug/L		07/27/12 19:07	1
2-Butanone (MEK)	0.57	U	10	0.57	0.57	ug/L		07/27/12 19:07	1
4-Methyl-2-pentanone (MIBK)	0.50	U	10	0.50	0.32	ug/L		07/27/12 19:07	1
Methylene Chloride	0.50	U	1.0	0.50	0.33	ug/L		07/27/12 19:07	1
o-Xylene	0.25	U	1.0	0.25	0.14	ug/L		07/27/12 19:07	1
Styrene	0.25	U	1.0	0.25	0.11	ug/L		07/27/12 19:07	1
Tetrachloroethene	0.50	U	1.0	0.50	0.29	ug/L		07/27/12 19:07	1
Toluene	0.25	U	1.0	0.25	0.13	ug/L		07/27/12 19:07	1
trans-1,2-Dichloroethene	0.25	U	1.0	0.25	0.19	ug/L		07/27/12 19:07	1
trans-1,3-Dichloropropene	0.25	U	1.0	0.25	0.19	ug/L		07/27/12 19:07	1
Trichloroethene	0.25	U	1.0	0.25	0.17	ug/L		07/27/12 19:07	1
Vinyl chloride	0.25	U	1.0	0.25	0.22	ug/L		07/27/12 19:07	1
Xylenes, Total	0.75	U	2.0	0.75	0.28	ug/L		07/27/12 19:07	1
Dibromochloromethane	0.25	U	1.0	0.25	0.18	ug/L		07/27/12 19:07	1

Surrogate	*%Recovery*	*Qualifier*	*Limits*	*Prepared*	*Analyzed*	*Dil Fac*
1,2-Dichloroethane-d4 (Surr)	*111*		*70 - 120*		*07/27/12 19:07*	*1*
4-Bromofluorobenzene (Surr)	*87*		*75 - 120*		*07/27/12 19:07*	*1*
Toluene-d8 (Surr)	*87*		*85 - 120*		*07/27/12 19:07*	*1*
Dibromofluoromethane (Surr)	*97*		*85 - 115*		*07/27/12 19:07*	*1*

Method: 8330 (Modified) - Organic Compounds by UV/HPLC - Dissolved

Analyte	Result	Qualifier	LOQ	LOD	DL	Unit	D	Analyzed	Dil Fac
Nitroguanidine	6.0	U	20	6.0	2.4	ug/L		07/31/12 15:10	1

Client: Environmental Quality Mgt., Inc.
Project/Site: RVAAP (OH)

TestAmerica Job ID: 240-13468-1

Client Sample ID: FWGWBGMW-009C-0134-GW
Date Collected: 07/24/12 11:29
Date Received: 07/25/12 07:30

Lab Sample ID: 240-13468-33
Matrix: Water

Method: 8330/8330A - Nitroaromatics & Nitramines: Explosives (8330/A)

Analyte	Result	Qualifier	LOQ	LOD	DL	Unit	D	Analyzed	Dil Fac
Nitroglycerin	0.51 U		0.66	0.51	0.34	ug/L		08/04/12 08:15	1.02
PETN	0.51 U		0.66	0.51	0.31	ug/L		08/04/12 08:15	1.02
2-Amino-4,6-dinitrotoluene	0.10 U		0.20	0.10	0.017	ug/L		08/04/12 08:15	1.02
4-Amino-2,6-dinitrotoluene	0.10 U		0.10	0.10	0.051	ug/L		08/04/12 08:15	1.02
1,3-Dinitrobenzene	0.10 U		0.10	0.10	0.051	ug/L		08/04/12 08:15	1.02
2,4-Dinitrotoluene	0.10 U		0.10	0.10	0.051	ug/L		08/04/12 08:15	1.02
2,6-Dinitrotoluene	0.10 U		0.10	0.10	0.051	ug/L		08/04/12 08:15	1.02
HMX	**2.1**		0.10	0.051	0.037	ug/L		08/04/12 08:15	1.02
Nitrobenzene	0.10 U		0.10	0.10	0.051	ug/L		08/04/12 08:15	1.02
2-Nitrotoluene	0.10 U		0.51	0.10	0.090	ug/L		08/04/12 08:15	1.02
3-Nitrotoluene	0.10 U		0.51	0.10	0.058	ug/L		08/04/12 08:15	1.02
4-Nitrotoluene	0.10 U		0.66	0.10	0.090	ug/L		08/04/12 08:15	1.02
RDX	**6.6**		0.10	0.051	0.037	ug/L		08/04/12 08:15	1.02
Tetryl	0.10 U		0.10	0.10	0.051	ug/L		08/04/12 08:15	1.02
1,3,5-Trinitrobenzene	0.051 U		0.10	0.051	0.031	ug/L		08/04/12 08:15	1.02
2,4,6-Trinitrotoluene	0.10 U		0.10	0.10	0.051	ug/L		08/04/12 08:15	1.02

Surrogate	*%Recovery*	*Qualifier*	*Limits*	*Prepared*	*Analyzed*	*Dil Fac*
3,4-Dinitrotoluene	*107*		*79 - 111*	*07/30/12 12:00*	*08/04/12 08:15*	*1.02*

General Chemistry

Analyte	Result	Qualifier	LOQ	LOD	DL	Unit	D	Analyzed	Dil Fac
Nitrocellulose	1.0 U		2.0	1.0	0.48	mg/L		08/09/12 13:00	1

Client Sample ID: FWGWBGMW-009C-0134-GF
Date Collected: 07/24/12 11:29
Date Received: 07/25/12 07:30

Lab Sample ID: 240-13468-34
Matrix: Water

Method: 6010B/DOD - Metals (ICP) - Total Recoverable

Analyte	Result	Qualifier	LOQ	LOD	DL	Unit	D	Analyzed	Dil Fac
Arsenic	10	U	10	10	3.3	ug/L		08/10/12 19:06	1
Chromium	**2.7**	**J**	7.0	4.0	1.4	ug/L		08/10/12 19:06	1
Cobalt	4.0	U	7.0	4.0	1.5	ug/L		08/10/12 19:06	1
Lead	5.0	U	10	5.0	1.7	ug/L		08/10/12 19:06	1
Selenium	10	U	15	10	4.0	ug/L		08/10/12 19:06	1
Silver	5.0	U	7.0	5.0	1.7	ug/L		08/10/12 19:06	1
Vanadium	4.0	U	7.0	4.0	1.3	ug/L		08/10/12 19:06	1
Barium	**13**	**J**	200	5.0	2.8	ug/L		08/10/12 19:06	1
Calcium	**92000**		5000	1000	630	ug/L		08/10/12 19:06	1
Copper	10	U	25	10	4.4	ug/L		08/10/12 19:06	1
Magnesium	**28000**		5000	300	120	ug/L		08/10/12 19:06	1
Manganese	**130**		15	5.0	1.8	ug/L		08/10/12 19:06	1
Nickel	5.0	U	40	5.0	2.2	ug/L		08/10/12 19:06	1
Potassium	**1000**	**J**	5000	900	300	ug/L		08/10/12 19:06	1

Method: 6020/DOD - Metals (ICP/MS) - Total Recoverable

Analyte	Result	Qualifier	LOQ	LOD	DL	Unit	D	Analyzed	Dil Fac
Aluminum	60	U	60	60	20	ug/L		08/07/12 13:54	1
Antimony	0.50	U	2.0	0.50	0.21	ug/L		08/07/12 13:54	1
Beryllium	0.10	U	1.0	0.10	0.033	ug/L		08/07/12 13:54	1
Cadmium	0.070	U	2.0	0.070	0.023	ug/L		08/07/12 13:54	1
Iron	100	U	150	100	44	ug/L		08/07/12 13:54	1
Sodium	**4200**		1000	400	160	ug/L		08/07/12 13:54	1
Thallium	1.0	U	2.0	1.0	0.32	ug/L		08/07/12 13:54	1
Zinc	20	U	40	20	8.8	ug/L		08/07/12 13:54	1

Method: 7470A/DOD - Mercury (CVAA)

Analyte	Result	Qualifier	LOQ	LOD	DL	Unit	D	Analyzed	Dil Fac
Hg	**0.13**	**J**	0.20	0.20	0.12	ug/L		07/27/12 11:35	1

Client Sample ID: FWGWBGMW-020-0137-GW
Date Collected: 07/24/12 12:29
Date Received: 07/25/12 07:30

Lab Sample ID: 240-13468-35
Matrix: Water

Method: 8260B/DoD - Volatile Organic Compounds (GC/MS)

Analyte	Result	Qualifier	LOQ	LOD	DL	Unit	D	Analyzed	Dil Fac
1,1,1-Trichloroethane	0.25	U	1.0	0.25	0.22	ug/L		07/27/12 19:30	1
1,1,2,2-Tetrachloroethane	0.25	U	1.0	0.25	0.18	ug/L		07/27/12 19:30	1
1,1,2-Trichloroethane	0.50	U	1.0	0.50	0.27	ug/L		07/27/12 19:30	1
1,1-Dichloroethane	0.25	U	1.0	0.25	0.15	ug/L		07/27/12 19:30	1
1,1-Dichloroethene	0.25	U	1.0	0.25	0.19	ug/L		07/27/12 19:30	1
1,2-Dichloroethane	0.25	U	1.0	0.25	0.22	ug/L		07/27/12 19:30	1
1,2-Dichloroethene, Total	0.50	U	2.0	0.50	0.34	ug/L		07/27/12 19:30	1
1,2-Dichloropropane	0.25	U	1.0	0.25	0.18	ug/L		07/27/12 19:30	1
2-Hexanone	0.50	U	10	0.50	0.41	ug/L		07/27/12 19:30	1
Bromochloromethane	0.50	U	1.0	0.50	0.29	ug/L		07/27/12 19:30	1
Acetone	1.1	U	10	1.1	1.1	ug/L		07/27/12 19:30	1
Benzene	0.25	U	1.0	0.25	0.13	ug/L		07/27/12 19:30	1
Bromoform	0.64	U	1.0	0.64	0.64	ug/L		07/27/12 19:30	1
Bromomethane	0.50	U	1.0	0.50	0.41	ug/L		07/27/12 19:30	1
Carbon disulfide	0.25	U	1.0	0.25	0.13	ug/L		07/27/12 19:30	1
Carbon tetrachloride	0.25	U	1.0	0.25	0.13	ug/L		07/27/12 19:30	1
Chlorobenzene	0.25	U	1.0	0.25	0.15	ug/L		07/27/12 19:30	1
Chloroethane	0.50	U	1.0	0.50	0.29	ug/L		07/27/12 19:30	1
Chloroform	0.25	U	1.0	0.25	0.16	ug/L		07/27/12 19:30	1
Chloromethane	0.50	U	1.0	0.50	0.30	ug/L		07/27/12 19:30	1
cis-1,2-Dichloroethene	0.25	U	1.0	0.25	0.17	ug/L		07/27/12 19:30	1
cis-1,3-Dichloropropene	0.25	U	1.0	0.25	0.14	ug/L		07/27/12 19:30	1
Bromodichloromethane	0.25	U	1.0	0.25	0.15	ug/L		07/27/12 19:30	1
Ethylbenzene	0.25	U	1.0	0.25	0.17	ug/L		07/27/12 19:30	1
1,2-Dibromoethane	0.25	U	1.0	0.25	0.24	ug/L		07/27/12 19:30	1
m-Xylene & p-Xylene	0.50	U	2.0	0.50	0.24	ug/L		07/27/12 19:30	1
2-Butanone (MEK)	0.57	U	10	0.57	0.57	ug/L		07/27/12 19:30	1
4-Methyl-2-pentanone (MIBK)	0.50	U	10	0.50	0.32	ug/L		07/27/12 19:30	1
Methylene Chloride	0.50	U	1.0	0.50	0.33	ug/L		07/27/12 19:30	1
o-Xylene	0.25	U	1.0	0.25	0.14	ug/L		07/27/12 19:30	1
Styrene	0.25	U	1.0	0.25	0.11	ug/L		07/27/12 19:30	1
Tetrachloroethene	0.50	U	1.0	0.50	0.29	ug/L		07/27/12 19:30	1
Toluene	0.25	U	1.0	0.25	0.13	ug/L		07/27/12 19:30	1
trans-1,2-Dichloroethene	0.25	U	1.0	0.25	0.19	ug/L		07/27/12 19:30	1
trans-1,3-Dichloropropene	0.25	U	1.0	0.25	0.19	ug/L		07/27/12 19:30	1
Trichloroethene	0.25	U	1.0	0.25	0.17	ug/L		07/27/12 19:30	1
Vinyl chloride	0.25	U	1.0	0.25	0.22	ug/L		07/27/12 19:30	1
Xylenes, Total	0.75	U	2.0	0.75	0.28	ug/L		07/27/12 19:30	1
Dibromochloromethane	0.25	U	1.0	0.25	0.18	ug/L		07/27/12 19:30	1

Surrogate	*%Recovery*	*Qualifier*	*Limits*	*Prepared*	*Analyzed*	*Dil Fac*
1,2-Dichloroethane-d4 (Surr)	*111*		*70 - 120*		*07/27/12 19:30*	*1*
4-Bromofluorobenzene (Surr)	*85*		*75 - 120*		*07/27/12 19:30*	*1*
Toluene-d8 (Surr)	*87*		*85 - 120*		*07/27/12 19:30*	*1*
Dibromofluoromethane (Surr)	*101*		*85 - 115*		*07/27/12 19:30*	*1*

Method: 8081/DOD - Organochlorine Pesticides (GC)

Analyte	Result	Qualifier	LOQ	LOD	DL	Unit	D	Analyzed	Dil Fac
4,4'-DDD	0.0095	U	0.048	0.0095	0.0091	ug/L		08/02/12 23:42	1
4,4'-DDE	0.0095	U	0.048	0.0095	0.0092	ug/L		08/02/12 23:42	1

Client Sample ID: FWGWBGMW-020-0137-GW
Date Collected: 07/24/12 12:29
Date Received: 07/25/12 07:30

Lab Sample ID: 240-13468-35
Matrix: Water

Method: 8081/DOD - Organochlorine Pesticides (GC) (Continued)

Analyte	Result	Qualifier	LOQ	LOD	DL	Unit	D	Analyzed	Dil Fac
4,4'-DDT	0.029	U	0.048	0.029	0.015	ug/L		08/02/12 23:42	1
Aldrin	0.0095	U	0.029	0.0095	0.0078	ug/L		08/02/12 23:42	1
alpha-BHC	0.0095	U	0.029	0.0095	0.0067	ug/L		08/02/12 23:42	1
alpha-Chlordane	0.013	U	0.048	0.013	0.013	ug/L		08/02/12 23:42	1
beta-BHC	0.0095	U	0.048	0.0095	0.0080	ug/L		08/02/12 23:42	1
delta-BHC	0.0095	U	0.048	0.0095	0.0083	ug/L		08/02/12 23:42	1
Dieldrin	0.0095	U	0.029	0.0095	0.0071	ug/L		08/02/12 23:42	1
Endosulfan I	0.012	U	0.048	0.012	0.012	ug/L		08/02/12 23:42	1
Endosulfan II	0.011	U	0.048	0.011	0.011	ug/L		08/02/12 23:42	1
Endosulfan sulfate	0.010	U	0.048	0.010	0.010	ug/L		08/02/12 23:42	1
Endrin	0.010	U	0.048	0.010	0.010	ug/L		08/02/12 23:42	1
Endrin aldehyde	0.010	U	0.048	0.010	0.010	ug/L		08/02/12 23:42	1
Endrin ketone	0.0095	U	0.048	0.0095	0.0074	ug/L		08/02/12 23:42	1
gamma-BHC (Lindane)	0.0095	U	0.048	0.0095	0.0061	ug/L		08/02/12 23:42	1
gamma-Chlordane	0.011	U	0.048	0.011	0.011	ug/L		08/02/12 23:42	1
Heptachlor	0.0095	U	0.029	0.0095	0.0076	ug/L		08/02/12 23:42	1
Heptachlor epoxide	0.0095	U	0.029	0.0095	0.0068	ug/L		08/02/12 23:42	1
Methoxychlor	0.030	U	0.095	0.030	0.030	ug/L		08/02/12 23:42	1
Toxaphene	0.48	U	1.9	0.48	0.30	ug/L		08/02/12 23:42	1

Surrogate	*%Recovery*	*Qualifier*	*Limits*	*Prepared*	*Analyzed*	*Dil Fac*
DCB Decachlorobiphenyl	*33*		*30 - 135*	*07/26/12 10:01*	*08/02/12 23:42*	*1*
DCB Decachlorobiphenyl	*44*		*30 - 135*	*07/26/12 10:01*	*08/02/12 23:42*	*1*
Tetrachloro-m-xylene	*62*		*25 - 140*	*07/26/12 10:01*	*08/02/12 23:42*	*1*
Tetrachloro-m-xylene	*62*		*25 - 140*	*07/26/12 10:01*	*08/02/12 23:42*	*1*

Method: 8082/DOD - Polychlorinated Biphenyls (PCBs) by Gas Chromatography

Analyte	Result	Qualifier	LOQ	LOD	DL	Unit	D	Analyzed	Dil Fac
Aroclor-1016	0.19	U	0.48	0.19	0.16	ug/L		08/01/12 00:07	1
Aroclor-1221	0.19	U	0.48	0.19	0.12	ug/L		08/01/12 00:07	1
Aroclor-1232	0.19	U	0.48	0.19	0.15	ug/L		08/01/12 00:07	1
Aroclor-1242	0.38	U	0.48	0.38	0.21	ug/L		08/01/12 00:07	1
Aroclor-1248	0.19	U	0.48	0.19	0.095	ug/L		08/01/12 00:07	1
Aroclor-1254	0.19	U	0.48	0.19	0.15	ug/L		08/01/12 00:07	1
Aroclor-1260	0.19	U	0.48	0.19	0.16	ug/L		08/01/12 00:07	1

Surrogate	*%Recovery*	*Qualifier*	*Limits*	*Prepared*	*Analyzed*	*Dil Fac*
Tetrachloro-m-xylene	*58*		*40 - 140*	*07/26/12 10:12*	*08/01/12 00:07*	*1*
Tetrachloro-m-xylene	*60*		*40 - 140*	*07/26/12 10:12*	*08/01/12 00:07*	*1*
DCB Decachlorobiphenyl	*36*	*Q*	*40 - 135*	*07/26/12 10:12*	*08/01/12 00:07*	*1*
DCB Decachlorobiphenyl	*38*	*Q*	*40 - 135*	*07/26/12 10:12*	*08/01/12 00:07*	*1*

Method: 8330 (Modified) - Organic Compounds by UV/HPLC - Dissolved

Analyte	Result	Qualifier	LOQ	LOD	DL	Unit	D	Analyzed	Dil Fac
Nitroguanidine	6.0	U	20	6.0	2.4	ug/L		07/31/12 15:24	1

Method: 8330/8330A - Nitroaromatics & Nitramines: Explosives (8330/A)

Analyte	Result	Qualifier	LOQ	LOD	DL	Unit	D	Analyzed	Dil Fac
Nitroglycerin	0.50	U	0.66	0.50	0.33	ug/L		08/04/12 09:36	1.01
PETN	0.50	U	0.66	0.50	0.30	ug/L		08/04/12 09:36	1.01
2-Amino-4,6-dinitrotoluene	0.10	U	0.20	0.10	0.017	ug/L		08/04/12 09:36	1.01

Client: Environmental Quality Mgt., Inc.
Project/Site: RVAAP (OH)

TestAmerica Job ID: 240-13468-1

Client Sample ID: FWGWBGMW-020-0137-GW
Date Collected: 07/24/12 12:29
Date Received: 07/25/12 07:30

Lab Sample ID: 240-13468-35
Matrix: Water

Method: 8330/8330A - Nitroaromatics & Nitramines: Explosives (8330/A) (Continued)

Analyte	Result	Qualifier	LOQ	LOD	DL	Unit	D	Analyzed	Dil Fac
4-Amino-2,6-dinitrotoluene	0.10 U		0.10	0.10	0.050	ug/L		08/04/12 09:36	1.01
1,3-Dinitrobenzene	0.10 U		0.10	0.10	0.050	ug/L		08/04/12 09:36	1.01
2,4-Dinitrotoluene	0.10 U		0.10	0.10	0.050	ug/L		08/04/12 09:36	1.01
2,6-Dinitrotoluene	0.10 U		0.10	0.10	0.050	ug/L		08/04/12 09:36	1.01
HMX	0.050 U		0.10	0.050	0.036	ug/L		08/04/12 09:36	1.01
Nitrobenzene	0.10 U		0.10	0.10	0.050	ug/L		08/04/12 09:36	1.01
2-Nitrotoluene	0.10 U		0.50	0.10	0.089	ug/L		08/04/12 09:36	1.01
3-Nitrotoluene	0.10 U		0.50	0.10	0.058	ug/L		08/04/12 09:36	1.01
4-Nitrotoluene	0.10 U		0.66	0.10	0.089	ug/L		08/04/12 09:36	1.01
RDX	0.050 U		0.10	0.050	0.036	ug/L		08/04/12 09:36	1.01
Tetryl	0.10 U		0.10	0.10	0.050	ug/L		08/04/12 09:36	1.01
1,3,5-Trinitrobenzene	0.050 U		0.10	0.050	0.030	ug/L		08/04/12 09:36	1.01
2,4,6-Trinitrotoluene	0.10 U		0.10	0.10	0.050	ug/L		08/04/12 09:36	1.01

Surrogate	*%Recovery*	*Qualifier*	*Limits*	*Prepared*	*Analyzed*	*Dil Fac*
3,4-Dinitrotoluene	*108*		*79 - 111*	*07/30/12 12:00*	*08/04/12 09:36*	*1.01*

General Chemistry

Analyte	Result	Qualifier	LOQ	LOD	DL	Unit	D	Analyzed	Dil Fac
Cyanide, Total	0.010 U		0.010	0.010	0.0050	mg/L		07/26/12 14:33	1
Nitrocellulose	1.0 U		2.0	1.0	0.48	mg/L		08/09/12 13:02	1

Client: Environmental Quality Mgt., Inc.
Project/Site: RVAAP (OH)

TestAmerica Job ID: 240-13468-1

Client Sample ID: FWGWBGMW-020-0137-GF
Date Collected: 07/24/12 12:29
Date Received: 07/25/12 07:30

Lab Sample ID: 240-13468-36
Matrix: Water

Method: 6010B/DOD - Metals (ICP) - Total Recoverable

Analyte	Result	Qualifier	LOQ	LOD	DL	Unit	D	Analyzed	Dil Fac
Arsenic	10	U	10	10	3.3	ug/L		08/10/12 19:02	1
Chromium	4.0	U	7.0	4.0	1.4	ug/L		08/10/12 19:02	1
Cobalt	4.0	U	7.0	4.0	1.5	ug/L		08/10/12 19:02	1
Lead	5.0	U	10	5.0	1.7	ug/L		08/10/12 19:02	1
Selenium	10	U	15	10	4.0	ug/L		08/10/12 19:02	1
Silver	5.0	U	7.0	5.0	1.7	ug/L		08/10/12 19:02	1
Vanadium	4.0	U	7.0	4.0	1.3	ug/L		08/10/12 19:02	1
Barium	**15**	**J**	200	5.0	2.8	ug/L		08/10/12 19:02	1
Calcium	**30000**		5000	1000	630	ug/L		08/10/12 19:02	1
Copper	10	U	25	10	4.4	ug/L		08/10/12 19:02	1
Magnesium	**10000**		5000	300	120	ug/L		08/10/12 19:02	1
Manganese	**340**		15	5.0	1.8	ug/L		08/10/12 19:02	1
Nickel	**3.1**	**J**	40	5.0	2.2	ug/L		08/10/12 19:02	1
Potassium	**630**	**J**	5000	900	300	ug/L		08/10/12 19:02	1

Method: 6020/DOD - Metals (ICP/MS) - Total Recoverable

Analyte	Result	Qualifier	LOQ	LOD	DL	Unit	D	Analyzed	Dil Fac
Aluminum	60	U	60	60	20	ug/L		08/07/12 13:50	1
Antimony	0.50	U	2.0	0.50	0.21	ug/L		08/07/12 13:50	1
Beryllium	0.10	U	1.0	0.10	0.033	ug/L		08/07/12 13:50	1
Cadmium	0.070	U	2.0	0.070	0.023	ug/L		08/07/12 13:50	1
Iron	**3900**		150	100	44	ug/L		08/07/12 13:50	1
Sodium	**3500**		1000	400	160	ug/L		08/07/12 13:50	1
Thallium	1.0	U	2.0	1.0	0.32	ug/L		08/07/12 13:50	1
Zinc	20	U	40	20	8.8	ug/L		08/07/12 13:50	1

Method: 7470A/DOD - Mercury (CVAA)

Analyte	Result	Qualifier	LOQ	LOD	DL	Unit	D	Analyzed	Dil Fac
Hg	0.20	U	0.20	0.20	0.12	ug/L		07/27/12 11:34	1

Client Sample ID: FWGBKGMW-005-0068-GW
Date Collected: 07/24/12 14:19
Date Received: 07/25/12 07:30

Lab Sample ID: 240-13468-37
Matrix: Water

Method: 8260B/DoD - Volatile Organic Compounds (GC/MS)

Analyte	Result	Qualifier	LOQ	LOD	DL	Unit	D	Analyzed	Dil Fac
1,1,1-Trichloroethane	0.25	U	1.0	0.25	0.22	ug/L		07/27/12 19:53	1
1,1,2,2-Tetrachloroethane	0.25	U	1.0	0.25	0.18	ug/L		07/27/12 19:53	1
1,1,2-Trichloroethane	0.50	U	1.0	0.50	0.27	ug/L		07/27/12 19:53	1
1,1-Dichloroethane	0.25	U	1.0	0.25	0.15	ug/L		07/27/12 19:53	1
1,1-Dichloroethene	0.25	U	1.0	0.25	0.19	ug/L		07/27/12 19:53	1
1,2-Dichloroethane	0.25	U	1.0	0.25	0.22	ug/L		07/27/12 19:53	1
1,2-Dichloroethene, Total	0.50	U	2.0	0.50	0.34	ug/L		07/27/12 19:53	1
1,2-Dichloropropane	0.25	U	1.0	0.25	0.18	ug/L		07/27/12 19:53	1
2-Hexanone	0.50	U	10	0.50	0.41	ug/L		07/27/12 19:53	1
Bromochloromethane	0.50	U	1.0	0.50	0.29	ug/L		07/27/12 19:53	1
Acetone	1.1	U	10	1.1	1.1	ug/L		07/27/12 19:53	1
Benzene	0.25	U	1.0	0.25	0.13	ug/L		07/27/12 19:53	1
Bromoform	0.64	U	1.0	0.64	0.64	ug/L		07/27/12 19:53	1
Bromomethane	0.50	U	1.0	0.50	0.41	ug/L		07/27/12 19:53	1
Carbon disulfide	0.25	U	1.0	0.25	0.13	ug/L		07/27/12 19:53	1
Carbon tetrachloride	0.25	U	1.0	0.25	0.13	ug/L		07/27/12 19:53	1
Chlorobenzene	0.25	U	1.0	0.25	0.15	ug/L		07/27/12 19:53	1
Chloroethane	0.50	U	1.0	0.50	0.29	ug/L		07/27/12 19:53	1
Chloroform	0.25	U	1.0	0.25	0.16	ug/L		07/27/12 19:53	1
Chloromethane	0.50	U	1.0	0.50	0.30	ug/L		07/27/12 19:53	1
cis-1,2-Dichloroethene	0.25	U	1.0	0.25	0.17	ug/L		07/27/12 19:53	1
cis-1,3-Dichloropropene	0.25	U	1.0	0.25	0.14	ug/L		07/27/12 19:53	1
Bromodichloromethane	0.25	U	1.0	0.25	0.15	ug/L		07/27/12 19:53	1
Ethylbenzene	0.25	U	1.0	0.25	0.17	ug/L		07/27/12 19:53	1
1,2-Dibromoethane	0.25	U	1.0	0.25	0.24	ug/L		07/27/12 19:53	1
m-Xylene & p-Xylene	0.50	U	2.0	0.50	0.24	ug/L		07/27/12 19:53	1
2-Butanone (MEK)	0.57	U	10	0.57	0.57	ug/L		07/27/12 19:53	1
4-Methyl-2-pentanone (MIBK)	0.50	U	10	0.50	0.32	ug/L		07/27/12 19:53	1
Methylene Chloride	0.50	U	1.0	0.50	0.33	ug/L		07/27/12 19:53	1
o-Xylene	0.25	U	1.0	0.25	0.14	ug/L		07/27/12 19:53	1
Styrene	0.25	U	1.0	0.25	0.11	ug/L		07/27/12 19:53	1
Tetrachloroethene	0.50	U	1.0	0.50	0.29	ug/L		07/27/12 19:53	1
Toluene	0.25	U	1.0	0.25	0.13	ug/L		07/27/12 19:53	1
trans-1,2-Dichloroethene	0.25	U	1.0	0.25	0.19	ug/L		07/27/12 19:53	1
trans-1,3-Dichloropropene	0.25	U	1.0	0.25	0.19	ug/L		07/27/12 19:53	1
Trichloroethene	0.25	U	1.0	0.25	0.17	ug/L		07/27/12 19:53	1
Vinyl chloride	0.25	U	1.0	0.25	0.22	ug/L		07/27/12 19:53	1
Xylenes, Total	0.75	U	2.0	0.75	0.28	ug/L		07/27/12 19:53	1
Dibromochloromethane	0.25	U	1.0	0.25	0.18	ug/L		07/27/12 19:53	1

Surrogate	*%Recovery*	*Qualifier*	*Limits*	*Prepared*	*Analyzed*	*Dil Fac*
1,2-Dichloroethane-d4 (Surr)	*117*		*70 - 120*		*07/27/12 19:53*	*1*
4-Bromofluorobenzene (Surr)	*87*		*75 - 120*		*07/27/12 19:53*	*1*
Toluene-d8 (Surr)	*85*		*85 - 120*		*07/27/12 19:53*	*1*
Dibromofluoromethane (Surr)	*98*		*85 - 115*		*07/27/12 19:53*	*1*

Method: 8081/DOD - Organochlorine Pesticides (GC)

Analyte	Result	Qualifier	LOQ	LOD	DL	Unit	D	Analyzed	Dil Fac
4,4'-DDD	0.010	U	0.050	0.010	0.0096	ug/L		08/03/12 00:04	1
4,4'-DDE	0.010	U	0.050	0.010	0.0097	ug/L		08/03/12 00:04	1

Client Sample ID: FWGBKGMW-005-0068-GW
Date Collected: 07/24/12 14:19
Date Received: 07/25/12 07:30

Lab Sample ID: 240-13468-37
Matrix: Water

Method: 8081/DOD - Organochlorine Pesticides (GC) (Continued)

Analyte	Result	Qualifier	LOQ	LOD	DL	Unit	D	Analyzed	Dil Fac
4,4'-DDT	0.030	U	0.050	0.030	0.016	ug/L		08/03/12 00:04	1
Aldrin	0.010	U	0.030	0.010	0.0082	ug/L		08/03/12 00:04	1
alpha-BHC	0.010	U	0.030	0.010	0.0070	ug/L		08/03/12 00:04	1
alpha-Chlordane	0.014	U	0.050	0.014	0.014	ug/L		08/03/12 00:04	1
beta-BHC	0.010	U	0.050	0.010	0.0084	ug/L		08/03/12 00:04	1
delta-BHC	0.010	U	0.050	0.010	0.0087	ug/L		08/03/12 00:04	1
Dieldrin	0.010	U	0.030	0.010	0.0075	ug/L		08/03/12 00:04	1
Endosulfan I	0.013	U	0.050	0.013	0.013	ug/L		08/03/12 00:04	1
Endosulfan II	0.012	U	0.050	0.012	0.012	ug/L		08/03/12 00:04	1
Endosulfan sulfate	0.011	U	0.050	0.011	0.011	ug/L		08/03/12 00:04	1
Endrin	0.011	U	0.050	0.011	0.011	ug/L		08/03/12 00:04	1
Endrin aldehyde	0.011	U	0.050	0.011	0.011	ug/L		08/03/12 00:04	1
Endrin ketone	0.010	U	0.050	0.010	0.0078	ug/L		08/03/12 00:04	1
gamma-BHC (Lindane)	0.010	U	0.050	0.010	0.0064	ug/L		08/03/12 00:04	1
gamma-Chlordane	0.012	U	0.050	0.012	0.012	ug/L		08/03/12 00:04	1
Heptachlor	0.010	U	0.030	0.010	0.0080	ug/L		08/03/12 00:04	1
Heptachlor epoxide	0.010	U	0.030	0.010	0.0071	ug/L		08/03/12 00:04	1
Methoxychlor	0.032	U	0.10	0.032	0.032	ug/L		08/03/12 00:04	1
Toxaphene	0.50	U	2.0	0.50	0.32	ug/L		08/03/12 00:04	1

Surrogate	*%Recovery*	*Qualifier*	*Limits*	*Prepared*	*Analyzed*	*Dil Fac*
DCB Decachlorobiphenyl	*39*		*30 - 135*	*07/26/12 10:01*	*08/03/12 00:04*	*1*
DCB Decachlorobiphenyl	*50*		*30 - 135*	*07/26/12 10:01*	*08/03/12 00:04*	*1*
Tetrachloro-m-xylene	*64*		*25 - 140*	*07/26/12 10:01*	*08/03/12 00:04*	*1*
Tetrachloro-m-xylene	*64*		*25 - 140*	*07/26/12 10:01*	*08/03/12 00:04*	*1*

Method: 8082/DOD - Polychlorinated Biphenyls (PCBs) by Gas Chromatography

Analyte	Result	Qualifier	LOQ	LOD	DL	Unit	D	Analyzed	Dil Fac
Aroclor-1016	0.20	U	0.50	0.20	0.17	ug/L		08/01/12 00:23	1
Aroclor-1221	0.20	U	0.50	0.20	0.13	ug/L		08/01/12 00:23	1
Aroclor-1232	0.20	U	0.50	0.20	0.16	ug/L		08/01/12 00:23	1
Aroclor-1242	0.40	U	0.50	0.40	0.22	ug/L		08/01/12 00:23	1
Aroclor-1248	0.20	U	0.50	0.20	0.10	ug/L		08/01/12 00:23	1
Aroclor-1254	0.20	U	0.50	0.20	0.16	ug/L		08/01/12 00:23	1
Aroclor-1260	0.20	U	0.50	0.20	0.17	ug/L		08/01/12 00:23	1

Surrogate	*%Recovery*	*Qualifier*	*Limits*	*Prepared*	*Analyzed*	*Dil Fac*
Tetrachloro-m-xylene	*70*		*40 - 140*	*07/26/12 10:12*	*08/01/12 00:23*	*1*
Tetrachloro-m-xylene	*75*		*40 - 140*	*07/26/12 10:12*	*08/01/12 00:23*	*1*
DCB Decachlorobiphenyl	*45*		*40 - 135*	*07/26/12 10:12*	*08/01/12 00:23*	*1*
DCB Decachlorobiphenyl	*48*		*40 - 135*	*07/26/12 10:12*	*08/01/12 00:23*	*1*

Method: 8330 (Modified) - Organic Compounds by UV/HPLC - Dissolved

Analyte	Result	Qualifier	LOQ	LOD	DL	Unit	D	Analyzed	Dil Fac
Nitroguanidine	6.0	U	20	6.0	2.4	ug/L		07/31/12 15:39	1

Method: 8330/8330A - Nitroaromatics & Nitramines: Explosives (8330/A)

Analyte	Result	Qualifier	LOQ	LOD	DL	Unit	D	Analyzed	Dil Fac
Nitroglycerin	0.50	U	0.66	0.50	0.33	ug/L		08/04/12 10:16	1.01
PETN	0.50	U	0.66	0.50	0.30	ug/L		08/04/12 10:16	1.01
2-Amino-4,6-dinitrotoluene	0.10	U	0.20	0.10	0.017	ug/L		08/04/12 10:16	1.01

Client: Environmental Quality Mgt., Inc.
Project/Site: RVAAP (OH)

TestAmerica Job ID: 240-13468-1

Client Sample ID: FWGBKGMW-005-0068-GW
Date Collected: 07/24/12 14:19
Date Received: 07/25/12 07:30

Lab Sample ID: 240-13468-37
Matrix: Water

Method: 8330/8330A - Nitroaromatics & Nitramines: Explosives (8330/A) (Continued)

Analyte	Result	Qualifier	LOQ	LOD	DL	Unit	D	Analyzed	Dil Fac
4-Amino-2,6-dinitrotoluene	0.10 U		0.10	0.10	0.050	ug/L		08/04/12 10:16	1.01
1,3-Dinitrobenzene	0.10 U		0.10	0.10	0.050	ug/L		08/04/12 10:16	1.01
2,4-Dinitrotoluene	0.10 U		0.10	0.10	0.050	ug/L		08/04/12 10:16	1.01
2,6-Dinitrotoluene	0.10 U		0.10	0.10	0.050	ug/L		08/04/12 10:16	1.01
HMX	0.050 U		0.10	0.050	0.036	ug/L		08/04/12 10:16	1.01
Nitrobenzene	0.10 U		0.10	0.10	0.050	ug/L		08/04/12 10:16	1.01
2-Nitrotoluene	0.10 U		0.50	0.10	0.089	ug/L		08/04/12 10:16	1.01
3-Nitrotoluene	0.10 U		0.50	0.10	0.058	ug/L		08/04/12 10:16	1.01
4-Nitrotoluene	0.10 U		0.66	0.10	0.089	ug/L		08/04/12 10:16	1.01
RDX	0.050 U		0.10	0.050	0.036	ug/L		08/04/12 10:16	1.01
Tetryl	0.10 U		0.10	0.10	0.050	ug/L		08/04/12 10:16	1.01
1,3,5-Trinitrobenzene	0.050 U		0.10	0.050	0.030	ug/L		08/04/12 10:16	1.01
2,4,6-Trinitrotoluene	0.10 U		0.10	0.10	0.050	ug/L		08/04/12 10:16	1.01

Surrogate	*%Recovery*	*Qualifier*	*Limits*	*Prepared*	*Analyzed*	*Dil Fac*
3,4-Dinitrotoluene	*107*		*79 - 111*	*07/30/12 12:00*	*08/04/12 10:16*	*1.01*

General Chemistry

Analyte	Result	Qualifier	LOQ	LOD	DL	Unit	D	Analyzed	Dil Fac
Nitrocellulose	1.0 U		2.0	1.0	0.48	mg/L		08/09/12 13:04	1

Client: Environmental Quality Mgt., Inc.
Project/Site: RVAAP (OH)

TestAmerica Job ID: 240-13468-1

Client Sample ID: FWGBKGMW-005-0068-GF
Date Collected: 07/24/12 14:19
Date Received: 07/25/12 07:30

Lab Sample ID: 240-13468-38
Matrix: Water

Method: 6010B/DOD - Metals (ICP) - Total Recoverable

Analyte	Result	Qualifier	LOQ	LOD	DL	Unit	D	Analyzed	Dil Fac
Arsenic	10	U	10	10	3.3	ug/L		08/10/12 18:58	1
Chromium	**1.8**	**J**	7.0	4.0	1.4	ug/L		08/10/12 18:58	1
Cobalt	4.0	U	7.0	4.0	1.5	ug/L		08/10/12 18:58	1
Lead	5.0	U	10	5.0	1.7	ug/L		08/10/12 18:58	1
Selenium	10	U	15	10	4.0	ug/L		08/10/12 18:58	1
Silver	5.0	U	7.0	5.0	1.7	ug/L		08/10/12 18:58	1
Vanadium	4.0	U	7.0	4.0	1.3	ug/L		08/10/12 18:58	1
Barium	**13**	**J**	200	5.0	2.8	ug/L		08/10/12 18:58	1
Calcium	**85000**		5000	1000	630	ug/L		08/10/12 18:58	1
Copper	10	U	25	10	4.4	ug/L		08/10/12 18:58	1
Magnesium	**19000**		5000	300	120	ug/L		08/10/12 18:58	1
Manganese	5.0	U	15	5.0	1.8	ug/L		08/10/12 18:58	1
Nickel	5.0	U	40	5.0	2.2	ug/L		08/10/12 18:58	1
Potassium	**1200**	**J**	5000	900	300	ug/L		08/10/12 18:58	1

Method: 6020/DOD - Metals (ICP/MS) - Total Recoverable

Analyte	Result	Qualifier	LOQ	LOD	DL	Unit	D	Analyzed	Dil Fac
Aluminum	60	U	60	60	20	ug/L		08/07/12 13:45	1
Antimony	0.50	U	2.0	0.50	0.21	ug/L		08/07/12 13:45	1
Beryllium	0.10	U	1.0	0.10	0.033	ug/L		08/07/12 13:45	1
Cadmium	0.070	U	2.0	0.070	0.023	ug/L		08/07/12 13:45	1
Iron	100	U	150	100	44	ug/L		08/07/12 13:45	1
Sodium	**7300**		1000	400	160	ug/L		08/07/12 13:45	1
Thallium	1.0	U	2.0	1.0	0.32	ug/L		08/07/12 13:45	1
Zinc	20	U	40	20	8.8	ug/L		08/07/12 13:45	1

Method: 7470A/DOD - Mercury (CVAA)

Analyte	Result	Qualifier	LOQ	LOD	DL	Unit	D	Analyzed	Dil Fac
Hg	0.20	U	0.20	0.20	0.12	ug/L		07/27/12 11:33	1

Client Sample ID: FWGFWGMW-014-0094-GW
Date Collected: 07/24/12 16:09
Date Received: 07/25/12 07:30

Lab Sample ID: 240-13468-40
Matrix: Water

Method: 8260B/DoD - Volatile Organic Compounds (GC/MS)

Analyte	Result	Qualifier	LOQ	LOD	DL	Unit	D	Analyzed	Dil Fac
1,1,1-Trichloroethane	0.25	U	1.0	0.25	0.22	ug/L		07/27/12 20:15	1
1,1,2,2-Tetrachloroethane	0.25	U	1.0	0.25	0.18	ug/L		07/27/12 20:15	1
1,1,2-Trichloroethane	0.50	U	1.0	0.50	0.27	ug/L		07/27/12 20:15	1
1,1-Dichloroethane	0.25	U	1.0	0.25	0.15	ug/L		07/27/12 20:15	1
1,1-Dichloroethene	0.25	U	1.0	0.25	0.19	ug/L		07/27/12 20:15	1
1,2-Dichloroethane	0.25	U	1.0	0.25	0.22	ug/L		07/27/12 20:15	1
1,2-Dichloroethene, Total	0.50	U	2.0	0.50	0.34	ug/L		07/27/12 20:15	1
1,2-Dichloropropane	0.25	U	1.0	0.25	0.18	ug/L		07/27/12 20:15	1
2-Hexanone	0.50	U	10	0.50	0.41	ug/L		07/27/12 20:15	1
Bromochloromethane	0.50	U	1.0	0.50	0.29	ug/L		07/27/12 20:15	1
Acetone	**1.6**	**J**	10	1.1	1.1	ug/L		07/27/12 20:15	1
Benzene	0.25	U	1.0	0.25	0.13	ug/L		07/27/12 20:15	1
Bromoform	0.64	U	1.0	0.64	0.64	ug/L		07/27/12 20:15	1
Bromomethane	0.50	U	1.0	0.50	0.41	ug/L		07/27/12 20:15	1
Carbon disulfide	0.25	U	1.0	0.25	0.13	ug/L		07/27/12 20:15	1
Carbon tetrachloride	0.25	U	1.0	0.25	0.13	ug/L		07/27/12 20:15	1
Chlorobenzene	0.25	U	1.0	0.25	0.15	ug/L		07/27/12 20:15	1
Chloroethane	0.50	U	1.0	0.50	0.29	ug/L		07/27/12 20:15	1
Chloroform	0.25	U	1.0	0.25	0.16	ug/L		07/27/12 20:15	1
Chloromethane	0.50	U	1.0	0.50	0.30	ug/L		07/27/12 20:15	1
cis-1,2-Dichloroethene	0.25	U	1.0	0.25	0.17	ug/L		07/27/12 20:15	1
cis-1,3-Dichloropropene	0.25	U	1.0	0.25	0.14	ug/L		07/27/12 20:15	1
Bromodichloromethane	0.25	U	1.0	0.25	0.15	ug/L		07/27/12 20:15	1
Ethylbenzene	0.25	U	1.0	0.25	0.17	ug/L		07/27/12 20:15	1
1,2-Dibromoethane	0.25	U	1.0	0.25	0.24	ug/L		07/27/12 20:15	1
m-Xylene & p-Xylene	0.50	U	2.0	0.50	0.24	ug/L		07/27/12 20:15	1
2-Butanone (MEK)	0.57	U	10	0.57	0.57	ug/L		07/27/12 20:15	1
4-Methyl-2-pentanone (MIBK)	0.50	U	10	0.50	0.32	ug/L		07/27/12 20:15	1
Methylene Chloride	0.50	U	1.0	0.50	0.33	ug/L		07/27/12 20:15	1
o-Xylene	0.25	U	1.0	0.25	0.14	ug/L		07/27/12 20:15	1
Styrene	0.25	U	1.0	0.25	0.11	ug/L		07/27/12 20:15	1
Tetrachloroethene	0.50	U	1.0	0.50	0.29	ug/L		07/27/12 20:15	1
Toluene	0.25	U	1.0	0.25	0.13	ug/L		07/27/12 20:15	1
trans-1,2-Dichloroethene	0.25	U	1.0	0.25	0.19	ug/L		07/27/12 20:15	1
trans-1,3-Dichloropropene	0.25	U	1.0	0.25	0.19	ug/L		07/27/12 20:15	1
Trichloroethene	0.25	U	1.0	0.25	0.17	ug/L		07/27/12 20:15	1
Vinyl chloride	0.25	U	1.0	0.25	0.22	ug/L		07/27/12 20:15	1
Xylenes, Total	0.75	U	2.0	0.75	0.28	ug/L		07/27/12 20:15	1
Dibromochloromethane	0.25	U	1.0	0.25	0.18	ug/L		07/27/12 20:15	1

Surrogate	*%Recovery*	*Qualifier*	*Limits*	*Prepared*	*Analyzed*	*Dil Fac*
1,2-Dichloroethane-d4 (Surr)	*118*		*70 - 120*		*07/27/12 20:15*	*1*
4-Bromofluorobenzene (Surr)	*90*		*75 - 120*		*07/27/12 20:15*	*1*
Toluene-d8 (Surr)	*85*		*85 - 120*		*07/27/12 20:15*	*1*
Dibromofluoromethane (Surr)	*97*		*85 - 115*		*07/27/12 20:15*	*1*

Method: 8081/DOD - Organochlorine Pesticides (GC)

Analyte	Result	Qualifier	LOQ	LOD	DL	Unit	D	Analyzed	Dil Fac
4,4'-DDD	0.0095	U	0.048	0.0095	0.0091	ug/L		08/11/12 00:06	1
4,4'-DDE	0.0095	U	0.048	0.0095	0.0092	ug/L		08/11/12 00:06	1

Client Sample ID: FWGFWGMW-014-0094-GW
Date Collected: 07/24/12 16:09
Date Received: 07/25/12 07:30

Lab Sample ID: 240-13468-40
Matrix: Water

Method: 8081/DOD - Organochlorine Pesticides (GC) (Continued)

Analyte	Result	Qualifier	LOQ	LOD	DL	Unit	D	Analyzed	Dil Fac
4,4'-DDT	0.029	U	0.048	0.029	0.015	ug/L		08/11/12 00:06	1
Aldrin	0.0095	U	0.029	0.0095	0.0078	ug/L		08/11/12 00:06	1
alpha-BHC	0.0095	U	0.029	0.0095	0.0067	ug/L		08/11/12 00:06	1
alpha-Chlordane	0.013	U	0.048	0.013	0.013	ug/L		08/11/12 00:06	1
beta-BHC	0.0095	U	0.048	0.0095	0.0080	ug/L		08/11/12 00:06	1
delta-BHC	0.0095	U	0.048	0.0095	0.0083	ug/L		08/11/12 00:06	1
Dieldrin	0.0095	U	0.029	0.0095	0.0071	ug/L		08/11/12 00:06	1
Endosulfan I	0.012	U	0.048	0.012	0.012	ug/L		08/11/12 00:06	1
Endosulfan II	0.011	U	0.048	0.011	0.011	ug/L		08/11/12 00:06	1
Endosulfan sulfate	0.010	U	0.048	0.010	0.010	ug/L		08/11/12 00:06	1
Endrin	0.010	U	0.048	0.010	0.010	ug/L		08/11/12 00:06	1
Endrin aldehyde	0.010	U	0.048	0.010	0.010	ug/L		08/11/12 00:06	1
Endrin ketone	0.0095	U	0.048	0.0095	0.0074	ug/L		08/11/12 00:06	1
gamma-BHC (Lindane)	0.0095	U	0.048	0.0095	0.0061	ug/L		08/11/12 00:06	1
gamma-Chlordane	0.011	U	0.048	0.011	0.011	ug/L		08/11/12 00:06	1
Heptachlor	0.0095	U	0.029	0.0095	0.0076	ug/L		08/11/12 00:06	1
Heptachlor epoxide	0.0095	U	0.029	0.0095	0.0068	ug/L		08/11/12 00:06	1
Methoxychlor	0.030	U	0.095	0.030	0.030	ug/L		08/11/12 00:06	1
Toxaphene	0.48	U	1.9	0.48	0.30	ug/L		08/11/12 00:06	1

Surrogate	*%Recovery*	*Qualifier*	*Limits*	*Prepared*	*Analyzed*	*Dil Fac*
DCB Decachlorobiphenyl	*32*		*30 - 135*	*07/26/12 10:01*	*08/11/12 00:06*	*1*
DCB Decachlorobiphenyl	*32*		*30 - 135*	*07/26/12 10:01*	*08/11/12 00:06*	*1*
Tetrachloro-m-xylene	*61*		*25 - 140*	*07/26/12 10:01*	*08/11/12 00:06*	*1*
Tetrachloro-m-xylene	*75*		*25 - 140*	*07/26/12 10:01*	*08/11/12 00:06*	*1*

Method: 8082/DOD - Polychlorinated Biphenyls (PCBs) by Gas Chromatography

Analyte	Result	Qualifier	LOQ	LOD	DL	Unit	D	Analyzed	Dil Fac
Aroclor-1016	0.19	U	0.48	0.19	0.16	ug/L		08/01/12 01:10	1
Aroclor-1221	0.19	U	0.48	0.19	0.12	ug/L		08/01/12 01:10	1
Aroclor-1232	0.19	U	0.48	0.19	0.15	ug/L		08/01/12 01:10	1
Aroclor-1242	0.38	U	0.48	0.38	0.21	ug/L		08/01/12 01:10	1
Aroclor-1248	0.19	U	0.48	0.19	0.095	ug/L		08/01/12 01:10	1
Aroclor-1254	0.19	U	0.48	0.19	0.15	ug/L		08/01/12 01:10	1
Aroclor-1260	0.19	U	0.48	0.19	0.16	ug/L		08/01/12 01:10	1

Surrogate	*%Recovery*	*Qualifier*	*Limits*	*Prepared*	*Analyzed*	*Dil Fac*
Tetrachloro-m-xylene	*66*		*40 - 140*	*07/26/12 10:12*	*08/01/12 01:10*	*1*
Tetrachloro-m-xylene	*70*		*40 - 140*	*07/26/12 10:12*	*08/01/12 01:10*	*1*
DCB Decachlorobiphenyl	*32*	*Q*	*40 - 135*	*07/26/12 10:12*	*08/01/12 01:10*	*1*
DCB Decachlorobiphenyl	*34*	*Q*	*40 - 135*	*07/26/12 10:12*	*08/01/12 01:10*	*1*

Method: 8330 (Modified) - Organic Compounds by UV/HPLC - Dissolved

Analyte	Result	Qualifier	LOQ	LOD	DL	Unit	D	Analyzed	Dil Fac
Nitroguanidine	6.0	U	20	6.0	2.4	ug/L		07/31/12 16:07	1

Method: 8330/8330A - Nitroaromatics & Nitramines: Explosives (8330/A)

Analyte	Result	Qualifier	LOQ	LOD	DL	Unit	D	Analyzed	Dil Fac
Nitroglycerin	0.51	U	0.66	0.51	0.34	ug/L		08/04/12 10:57	1.02
PETN	0.51	U	0.66	0.51	0.31	ug/L		08/04/12 10:57	1.02
2-Amino-4,6-dinitrotoluene	0.10	U	0.20	0.10	0.017	ug/L		08/04/12 10:57	1.02

Client: Environmental Quality Mgt., Inc.
Project/Site: RVAAP (OH)

TestAmerica Job ID: 240-13468-1

Client Sample ID: FWGFWGMW-014-0094-GW
Date Collected: 07/24/12 16:09
Date Received: 07/25/12 07:30

Lab Sample ID: 240-13468-40
Matrix: Water

Method: 8330/8330A - Nitroaromatics & Nitramines: Explosives (8330/A) (Continued)

Analyte	Result	Qualifier	LOQ	LOD	DL	Unit	D	Analyzed	Dil Fac
4-Amino-2,6-dinitrotoluene	0.10 U		0.10	0.10	0.051	ug/L		08/04/12 10:57	1.02
1,3-Dinitrobenzene	0.10 U		0.10	0.10	0.051	ug/L		08/04/12 10:57	1.02
2,4-Dinitrotoluene	0.10 U		0.10	0.10	0.051	ug/L		08/04/12 10:57	1.02
2,6-Dinitrotoluene	0.10 U		0.10	0.10	0.051	ug/L		08/04/12 10:57	1.02
HMX	0.051 U		0.10	0.051	0.037	ug/L		08/04/12 10:57	1.02
Nitrobenzene	0.10 U		0.10	0.10	0.051	ug/L		08/04/12 10:57	1.02
2-Nitrotoluene	0.10 U		0.51	0.10	0.090	ug/L		08/04/12 10:57	1.02
3-Nitrotoluene	0.10 U		0.51	0.10	0.058	ug/L		08/04/12 10:57	1.02
4-Nitrotoluene	0.10 U		0.66	0.10	0.090	ug/L		08/04/12 10:57	1.02
RDX	0.051 U		0.10	0.051	0.037	ug/L		08/04/12 10:57	1.02
Tetryl	0.10 U		0.10	0.10	0.051	ug/L		08/04/12 10:57	1.02
1,3,5-Trinitrobenzene	0.051 U		0.10	0.051	0.031	ug/L		08/04/12 10:57	1.02
2,4,6-Trinitrotoluene	0.10 U		0.10	0.10	0.051	ug/L		08/04/12 10:57	1.02

Surrogate	*%Recovery*	*Qualifier*	*Limits*	*Prepared*	*Analyzed*	*Dil Fac*
3,4-Dinitrotoluene	*104*		*79 - 111*	*07/30/12 12:00*	*08/04/12 10:57*	*1.02*

General Chemistry

Analyte	Result	Qualifier	LOQ	LOD	DL	Unit	D	Analyzed	Dil Fac
Cyanide, Total	0.010 U		0.010	0.010	0.0050	mg/L		07/26/12 14:33	1
Nitrocellulose	1.0 U		2.0	1.0	0.48	mg/L		08/09/12 13:14	1

Client: Environmental Quality Mgt., Inc.
Project/Site: RVAAP (OH)

TestAmerica Job ID: 240-13468-1

Client Sample ID: FWGFWGMW-014-0094-GF
Date Collected: 07/24/12 16:09
Date Received: 07/25/12 07:30

Lab Sample ID: 240-13468-41
Matrix: Water

Method: 6010B/DOD - Metals (ICP) - Total Recoverable

Analyte	Result	Qualifier	LOQ	LOD	DL	Unit	D	Analyzed	Dil Fac
Arsenic	10	U	10	10	3.3	ug/L		08/10/12 19:44	1
Chromium	**6.7**	**J B**	7.0	4.0	1.4	ug/L		08/10/12 19:44	1
Cobalt	4.0	U	7.0	4.0	1.5	ug/L		08/10/12 19:44	1
Lead	5.0	U	10	5.0	1.7	ug/L		08/10/12 19:44	1
Selenium	10	U	15	10	4.0	ug/L		08/10/12 19:44	1
Silver	5.0	U	7.0	5.0	1.7	ug/L		08/10/12 19:44	1
Vanadium	4.0	U	7.0	4.0	1.3	ug/L		08/10/12 19:44	1
Barium	**30**	**J**	200	5.0	2.8	ug/L		08/10/12 19:44	1
Calcium	**81000**		5000	1000	630	ug/L		08/10/12 19:44	1
Copper	10	U	25	10	4.4	ug/L		08/10/12 19:44	1
Magnesium	**20000**		5000	300	120	ug/L		08/10/12 19:44	1
Manganese	**200**		15	5.0	1.8	ug/L		08/10/12 19:44	1
Nickel	**2.7**	**J**	40	5.0	2.2	ug/L		08/10/12 19:44	1
Potassium	**2100**	**J**	5000	900	300	ug/L		08/10/12 19:44	1

Method: 6020/DOD - Metals (ICP/MS) - Total Recoverable

Analyte	Result	Qualifier	LOQ	LOD	DL	Unit	D	Analyzed	Dil Fac
Aluminum	60	U	60	60	20	ug/L		08/07/12 14:46	1
Antimony	0.50	U	2.0	0.50	0.21	ug/L		08/07/12 14:46	1
Beryllium	0.10	U	1.0	0.10	0.033	ug/L		08/07/12 14:46	1
Cadmium	0.070	U	2.0	0.070	0.023	ug/L		08/07/12 14:46	1
Iron	100	U	150	100	44	ug/L		08/07/12 14:46	1
Sodium	**5000**		1000	400	160	ug/L		08/07/12 14:46	1
Thallium	1.0	U	2.0	1.0	0.32	ug/L		08/07/12 14:46	1
Zinc	20	U	40	20	8.8	ug/L		08/07/12 14:46	1

Method: 7470A/DOD - Mercury (CVAA)

Analyte	Result	Qualifier	LOQ	LOD	DL	Unit	D	Analyzed	Dil Fac
Hg	0.20	U	0.20	0.20	0.12	ug/L		07/27/12 11:51	1

Client Sample ID: FWGWBGMW-007C-0133-GW
Date Collected: 07/24/12 09:01
Date Received: 07/25/12 07:30

Lab Sample ID: 240-13468-42
Matrix: Water

Method: 8260B/DoD - Volatile Organic Compounds (GC/MS)

Analyte	Result	Qualifier	LOQ	LOD	DL	Unit	D	Analyzed	Dil Fac
1,1,1-Trichloroethane	0.25	U	1.0	0.25	0.22	ug/L		07/30/12 12:32	1
1,1,2,2-Tetrachloroethane	0.25	U	1.0	0.25	0.18	ug/L		07/30/12 12:32	1
1,1,2-Trichloroethane	0.50	U	1.0	0.50	0.27	ug/L		07/30/12 12:32	1
1,1-Dichloroethane	0.25	U	1.0	0.25	0.15	ug/L		07/30/12 12:32	1
1,1-Dichloroethene	0.25	U	1.0	0.25	0.19	ug/L		07/30/12 12:32	1
1,2-Dichloroethane	0.25	U	1.0	0.25	0.22	ug/L		07/30/12 12:32	1
1,2-Dichloroethene, Total	0.50	U	2.0	0.50	0.34	ug/L		07/30/12 12:32	1
1,2-Dichloropropane	0.25	U	1.0	0.25	0.18	ug/L		07/30/12 12:32	1
2-Hexanone	0.50	U	10	0.50	0.41	ug/L		07/30/12 12:32	1
Bromochloromethane	0.50	U	1.0	0.50	0.29	ug/L		07/30/12 12:32	1
Acetone	1.1	U	10	1.1	1.1	ug/L		07/30/12 12:32	1
Benzene	0.25	U	1.0	0.25	0.13	ug/L		07/30/12 12:32	1
Bromoform	0.64	U	1.0	0.64	0.64	ug/L		07/30/12 12:32	1
Bromomethane	0.50	U	1.0	0.50	0.41	ug/L		07/30/12 12:32	1
Carbon disulfide	0.25	U	1.0	0.25	0.13	ug/L		07/30/12 12:32	1
Carbon tetrachloride	0.25	U	1.0	0.25	0.13	ug/L		07/30/12 12:32	1
Chlorobenzene	0.25	U	1.0	0.25	0.15	ug/L		07/30/12 12:32	1
Chloroethane	0.50	U	1.0	0.50	0.29	ug/L		07/30/12 12:32	1
Chloroform	0.25	U	1.0	0.25	0.16	ug/L		07/30/12 12:32	1
Chloromethane	0.50	U	1.0	0.50	0.30	ug/L		07/30/12 12:32	1
cis-1,2-Dichloroethene	0.25	U	1.0	0.25	0.17	ug/L		07/30/12 12:32	1
cis-1,3-Dichloropropene	0.25	U	1.0	0.25	0.14	ug/L		07/30/12 12:32	1
Bromodichloromethane	0.25	U	1.0	0.25	0.15	ug/L		07/30/12 12:32	1
Ethylbenzene	0.25	U	1.0	0.25	0.17	ug/L		07/30/12 12:32	1
1,2-Dibromoethane	0.25	U	1.0	0.25	0.24	ug/L		07/30/12 12:32	1
m-Xylene & p-Xylene	0.50	U	2.0	0.50	0.24	ug/L		07/30/12 12:32	1
2-Butanone (MEK)	0.57	U	10	0.57	0.57	ug/L		07/30/12 12:32	1
4-Methyl-2-pentanone (MIBK)	0.50	U	10	0.50	0.32	ug/L		07/30/12 12:32	1
Methylene Chloride	0.50	U	1.0	0.50	0.33	ug/L		07/30/12 12:32	1
o-Xylene	0.25	U	1.0	0.25	0.14	ug/L		07/30/12 12:32	1
Styrene	0.25	U	1.0	0.25	0.11	ug/L		07/30/12 12:32	1
Tetrachloroethene	0.50	U	1.0	0.50	0.29	ug/L		07/30/12 12:32	1
Toluene	0.25	U	1.0	0.25	0.13	ug/L		07/30/12 12:32	1
trans-1,2-Dichloroethene	0.25	U	1.0	0.25	0.19	ug/L		07/30/12 12:32	1
trans-1,3-Dichloropropene	0.25	U	1.0	0.25	0.19	ug/L		07/30/12 12:32	1
Trichloroethene	0.25	U	1.0	0.25	0.17	ug/L		07/30/12 12:32	1
Vinyl chloride	0.25	U	1.0	0.25	0.22	ug/L		07/30/12 12:32	1
Xylenes, Total	0.75	U	2.0	0.75	0.28	ug/L		07/30/12 12:32	1
Dibromochloromethane	0.25	U	1.0	0.25	0.18	ug/L		07/30/12 12:32	1

Surrogate	*%Recovery*	*Qualifier*	*Limits*	*Prepared*	*Analyzed*	*Dil Fac*
1,2-Dichloroethane-d4 (Surr)	*109*		*70 - 120*		*07/30/12 12:32*	*1*
4-Bromofluorobenzene (Surr)	*92*		*75 - 120*		*07/30/12 12:32*	*1*
Toluene-d8 (Surr)	*86*		*85 - 120*		*07/30/12 12:32*	*1*
Dibromofluoromethane (Surr)	*96*		*85 - 115*		*07/30/12 12:32*	*1*

Method: 8330 (Modified) - Organic Compounds by UV/HPLC - Dissolved

Analyte	Result	Qualifier	LOQ	LOD	DL	Unit	D	Analyzed	Dil Fac
Nitroguanidine	6.0	U	20	6.0	2.4	ug/L		07/31/12 16:22	1

Client Sample ID: FWGWBGMW-007C-0133-GW
Date Collected: 07/24/12 09:01
Date Received: 07/25/12 07:30

Lab Sample ID: 240-13468-42
Matrix: Water

Method: 8330/8330A - Nitroaromatics & Nitramines: Explosives (8330/A)

Analyte	Result	Qualifier	LOQ	LOD	DL	Unit	D	Analyzed	Dil Fac
Nitroglycerin	0.51 U		0.66	0.51	0.34	ug/L		08/04/12 11:37	1.02
PETN	0.51 U		0.66	0.51	0.31	ug/L		08/04/12 11:37	1.02
2-Amino-4,6-dinitrotoluene	0.10 U		0.20	0.10	0.017	ug/L		08/04/12 11:37	1.02
4-Amino-2,6-dinitrotoluene	0.10 U		0.10	0.10	0.051	ug/L		08/04/12 11:37	1.02
1,3-Dinitrobenzene	0.10 U		0.10	0.10	0.051	ug/L		08/04/12 11:37	1.02
2,4-Dinitrotoluene	0.10 U		0.10	0.10	0.051	ug/L		08/04/12 11:37	1.02
2,6-Dinitrotoluene	0.10 U		0.10	0.10	0.051	ug/L		08/04/12 11:37	1.02
HMX	0.051 U		0.10	0.051	0.037	ug/L		08/04/12 11:37	1.02
Nitrobenzene	0.10 U		0.10	0.10	0.051	ug/L		08/04/12 11:37	1.02
2-Nitrotoluene	0.10 U		0.51	0.10	0.090	ug/L		08/04/12 11:37	1.02
3-Nitrotoluene	0.10 U		0.51	0.10	0.058	ug/L		08/04/12 11:37	1.02
4-Nitrotoluene	0.10 U		0.66	0.10	0.090	ug/L		08/04/12 11:37	1.02
RDX	0.051 U		0.10	0.051	0.037	ug/L		08/04/12 11:37	1.02
Tetryl	0.10 U		0.10	0.10	0.051	ug/L		08/04/12 11:37	1.02
1,3,5-Trinitrobenzene	0.051 U		0.10	0.051	0.031	ug/L		08/04/12 11:37	1.02
2,4,6-Trinitrotoluene	0.10 U		0.10	0.10	0.051	ug/L		08/04/12 11:37	1.02

Surrogate	*%Recovery*	*Qualifier*	*Limits*	*Prepared*	*Analyzed*	*Dil Fac*
3,4-Dinitrotoluene	*108*		*79 - 111*	*07/30/12 12:00*	*08/04/12 11:37*	*1.02*

General Chemistry

Analyte	Result	Qualifier	LOQ	LOD	DL	Unit	D	Analyzed	Dil Fac
Nitrocellulose	1.0 U		2.0	1.0	0.48	mg/L		08/09/12 13:16	1

Client Sample ID: FWGWBGMW-007C-0133-GF
Date Collected: 07/24/12 09:01
Date Received: 07/25/12 07:30

Lab Sample ID: 240-13468-43
Matrix: Water

Method: 6010B/DOD - Metals (ICP) - Total Recoverable

Analyte	Result	Qualifier	LOQ	LOD	DL	Unit	D	Analyzed	Dil Fac
Arsenic	**7.9**	**J**	10	10	3.3	ug/L		08/10/12 19:40	1
Chromium	**6.0**	**J B**	7.0	4.0	1.4	ug/L		08/10/12 19:40	1
Cobalt	4.0	U	7.0	4.0	1.5	ug/L		08/10/12 19:40	1
Lead	5.0	U	10	5.0	1.7	ug/L		08/10/12 19:40	1
Selenium	10	U	15	10	4.0	ug/L		08/10/12 19:40	1
Silver	5.0	U	7.0	5.0	1.7	ug/L		08/10/12 19:40	1
Vanadium	4.0	U	7.0	4.0	1.3	ug/L		08/10/12 19:40	1
Barium	**36**	**J**	200	5.0	2.8	ug/L		08/10/12 19:40	1
Calcium	**69000**		5000	1000	630	ug/L		08/10/12 19:40	1
Copper	10	U	25	10	4.4	ug/L		08/10/12 19:40	1
Magnesium	**19000**		5000	300	120	ug/L		08/10/12 19:40	1
Manganese	**130**		15	5.0	1.8	ug/L		08/10/12 19:40	1
Nickel	**2.2**	**J**	40	5.0	2.2	ug/L		08/10/12 19:40	1
Potassium	**1300**	**J**	5000	900	300	ug/L		08/10/12 19:40	1

Method: 6020/DOD - Metals (ICP/MS) - Total Recoverable

Analyte	Result	Qualifier	LOQ	LOD	DL	Unit	D	Analyzed	Dil Fac
Aluminum	60	U	60	60	20	ug/L		08/07/12 14:41	1
Antimony	0.50	U	2.0	0.50	0.21	ug/L		08/07/12 14:41	1
Beryllium	0.10	U	1.0	0.10	0.033	ug/L		08/07/12 14:41	1
Cadmium	0.070	U	2.0	0.070	0.023	ug/L		08/07/12 14:41	1
Iron	**360**		150	100	44	ug/L		08/07/12 14:41	1
Sodium	**4700**		1000	400	160	ug/L		08/07/12 14:41	1
Thallium	1.0	U	2.0	1.0	0.32	ug/L		08/07/12 14:41	1
Zinc	20	U	40	20	8.8	ug/L		08/07/12 14:41	1

Method: 7470A/DOD - Mercury (CVAA)

Analyte	Result	Qualifier	LOQ	LOD	DL	Unit	D	Analyzed	Dil Fac
Hg	0.20	U	0.20	0.20	0.12	ug/L		07/27/12 11:50	1

Client Sample ID: FWG TEAM 4 - TRIP
Date Collected: 07/24/12 08:00
Date Received: 07/25/12 07:30

Lab Sample ID: 240-13468-44
Matrix: Water

Method: 8260B/DoD - Volatile Organic Compounds (GC/MS)

Analyte	Result	Qualifier	LOQ	LOD	DL	Unit	D	Analyzed	Dil Fac
1,1,1-Trichloroethane	0.25	U	1.0	0.25	0.22	ug/L		07/30/12 12:54	1
1,1,2,2-Tetrachloroethane	0.25	U	1.0	0.25	0.18	ug/L		07/30/12 12:54	1
1,1,2-Trichloroethane	0.50	U	1.0	0.50	0.27	ug/L		07/30/12 12:54	1
1,1-Dichloroethane	0.25	U	1.0	0.25	0.15	ug/L		07/30/12 12:54	1
1,1-Dichloroethene	0.25	U	1.0	0.25	0.19	ug/L		07/30/12 12:54	1
1,2-Dichloroethane	0.25	U	1.0	0.25	0.22	ug/L		07/30/12 12:54	1
1,2-Dichloroethene, Total	0.50	U	2.0	0.50	0.34	ug/L		07/30/12 12:54	1
1,2-Dichloropropane	0.25	U	1.0	0.25	0.18	ug/L		07/30/12 12:54	1
2-Hexanone	0.50	U	10	0.50	0.41	ug/L		07/30/12 12:54	1
Bromochloromethane	0.50	U	1.0	0.50	0.29	ug/L		07/30/12 12:54	1
Acetone	**11**		10	1.1	1.1	ug/L		07/30/12 12:54	1
Benzene	0.25	U	1.0	0.25	0.13	ug/L		07/30/12 12:54	1
Bromoform	0.64	U	1.0	0.64	0.64	ug/L		07/30/12 12:54	1
Bromomethane	0.50	U	1.0	0.50	0.41	ug/L		07/30/12 12:54	1
Carbon disulfide	0.25	U	1.0	0.25	0.13	ug/L		07/30/12 12:54	1
Carbon tetrachloride	0.25	U	1.0	0.25	0.13	ug/L		07/30/12 12:54	1
Chlorobenzene	0.25	U	1.0	0.25	0.15	ug/L		07/30/12 12:54	1
Chloroethane	0.50	U	1.0	0.50	0.29	ug/L		07/30/12 12:54	1
Chloroform	0.25	U	1.0	0.25	0.16	ug/L		07/30/12 12:54	1
Chloromethane	0.50	U	1.0	0.50	0.30	ug/L		07/30/12 12:54	1
cis-1,2-Dichloroethene	0.25	U	1.0	0.25	0.17	ug/L		07/30/12 12:54	1
cis-1,3-Dichloropropene	0.25	U	1.0	0.25	0.14	ug/L		07/30/12 12:54	1
Bromodichloromethane	0.25	U	1.0	0.25	0.15	ug/L		07/30/12 12:54	1
Ethylbenzene	0.25	U	1.0	0.25	0.17	ug/L		07/30/12 12:54	1
1,2-Dibromoethane	0.25	U	1.0	0.25	0.24	ug/L		07/30/12 12:54	1
m-Xylene & p-Xylene	0.50	U	2.0	0.50	0.24	ug/L		07/30/12 12:54	1
2-Butanone (MEK)	0.57	U	10	0.57	0.57	ug/L		07/30/12 12:54	1
4-Methyl-2-pentanone (MIBK)	0.50	U	10	0.50	0.32	ug/L		07/30/12 12:54	1
Methylene Chloride	0.50	U	1.0	0.50	0.33	ug/L		07/30/12 12:54	1
o-Xylene	0.25	U	1.0	0.25	0.14	ug/L		07/30/12 12:54	1
Styrene	0.25	U	1.0	0.25	0.11	ug/L		07/30/12 12:54	1
Tetrachloroethene	0.50	U	1.0	0.50	0.29	ug/L		07/30/12 12:54	1
Toluene	0.25	U	1.0	0.25	0.13	ug/L		07/30/12 12:54	1
trans-1,2-Dichloroethene	0.25	U	1.0	0.25	0.19	ug/L		07/30/12 12:54	1
trans-1,3-Dichloropropene	0.25	U	1.0	0.25	0.19	ug/L		07/30/12 12:54	1
Trichloroethene	0.25	U	1.0	0.25	0.17	ug/L		07/30/12 12:54	1
Vinyl chloride	0.25	U	1.0	0.25	0.22	ug/L		07/30/12 12:54	1
Xylenes, Total	0.75	U	2.0	0.75	0.28	ug/L		07/30/12 12:54	1
Dibromochloromethane	0.25	U	1.0	0.25	0.18	ug/L		07/30/12 12:54	1

Surrogate	*%Recovery*	*Qualifier*	*Limits*	*Prepared*	*Analyzed*	*Dil Fac*
1,2-Dichloroethane-d4 (Surr)	*111*		*70 - 120*		*07/30/12 12:54*	*1*
4-Bromofluorobenzene (Surr)	*94*		*75 - 120*		*07/30/12 12:54*	*1*
Toluene-d8 (Surr)	*87*		*85 - 120*		*07/30/12 12:54*	*1*
Dibromofluoromethane (Surr)	*92*		*85 - 115*		*07/30/12 12:54*	*1*

Client Sample ID: FWGWBGMW-019-0136-GW
Date Collected: 07/24/12 10:11
Date Received: 07/25/12 07:30

Lab Sample ID: 240-13468-45
Matrix: Water

Method: 8260B/DoD - Volatile Organic Compounds (GC/MS)

Analyte	Result	Qualifier	LOQ	LOD	DL	Unit	D	Analyzed	Dil Fac
1,1,1-Trichloroethane	0.25	U	1.0	0.25	0.22	ug/L		08/01/12 15:29	1
1,1,2,2-Tetrachloroethane	0.25	U	1.0	0.25	0.18	ug/L		08/01/12 15:29	1
1,1,2-Trichloroethane	0.50	U	1.0	0.50	0.27	ug/L		08/01/12 15:29	1
1,1-Dichloroethane	0.25	U	1.0	0.25	0.15	ug/L		08/01/12 15:29	1
1,1-Dichloroethene	0.25	U	1.0	0.25	0.19	ug/L		08/01/12 15:29	1
1,2-Dichloroethane	0.25	U	1.0	0.25	0.22	ug/L		08/01/12 15:29	1
1,2-Dichloroethene, Total	0.50	U	2.0	0.50	0.34	ug/L		08/01/12 15:29	1
1,2-Dichloropropane	0.25	U	1.0	0.25	0.18	ug/L		08/01/12 15:29	1
2-Hexanone	0.50	U	10	0.50	0.41	ug/L		08/01/12 15:29	1
Bromochloromethane	0.50	U	1.0	0.50	0.29	ug/L		08/01/12 15:29	1
Acetone	1.1	U	10	1.1	1.1	ug/L		08/01/12 15:29	1
Benzene	0.25	U	1.0	0.25	0.13	ug/L		08/01/12 15:29	1
Bromoform	0.64	U	1.0	0.64	0.64	ug/L		08/01/12 15:29	1
Bromomethane	0.50	U	1.0	0.50	0.41	ug/L		08/01/12 15:29	1
Carbon disulfide	0.25	U	1.0	0.25	0.13	ug/L		08/01/12 15:29	1
Carbon tetrachloride	0.25	U	1.0	0.25	0.13	ug/L		08/01/12 15:29	1
Chlorobenzene	0.25	U	1.0	0.25	0.15	ug/L		08/01/12 15:29	1
Chloroethane	0.50	U	1.0	0.50	0.29	ug/L		08/01/12 15:29	1
Chloroform	0.25	U	1.0	0.25	0.16	ug/L		08/01/12 15:29	1
Chloromethane	0.50	U	1.0	0.50	0.30	ug/L		08/01/12 15:29	1
cis-1,2-Dichloroethene	0.25	U	1.0	0.25	0.17	ug/L		08/01/12 15:29	1
cis-1,3-Dichloropropene	0.25	U	1.0	0.25	0.14	ug/L		08/01/12 15:29	1
Bromodichloromethane	0.25	U	1.0	0.25	0.15	ug/L		08/01/12 15:29	1
Ethylbenzene	0.25	U	1.0	0.25	0.17	ug/L		08/01/12 15:29	1
1,2-Dibromoethane	0.25	U	1.0	0.25	0.24	ug/L		08/01/12 15:29	1
m-Xylene & p-Xylene	0.50	U	2.0	0.50	0.24	ug/L		08/01/12 15:29	1
2-Butanone (MEK)	0.57	U	10	0.57	0.57	ug/L		08/01/12 15:29	1
4-Methyl-2-pentanone (MIBK)	0.50	U	10	0.50	0.32	ug/L		08/01/12 15:29	1
Methylene Chloride	0.50	U	1.0	0.50	0.33	ug/L		08/01/12 15:29	1
o-Xylene	0.25	U	1.0	0.25	0.14	ug/L		08/01/12 15:29	1
Styrene	0.25	U	1.0	0.25	0.11	ug/L		08/01/12 15:29	1
Tetrachloroethene	0.50	U	1.0	0.50	0.29	ug/L		08/01/12 15:29	1
Toluene	0.25	U	1.0	0.25	0.13	ug/L		08/01/12 15:29	1
trans-1,2-Dichloroethene	0.25	U	1.0	0.25	0.19	ug/L		08/01/12 15:29	1
trans-1,3-Dichloropropene	0.25	U	1.0	0.25	0.19	ug/L		08/01/12 15:29	1
Trichloroethene	0.25	U	1.0	0.25	0.17	ug/L		08/01/12 15:29	1
Vinyl chloride	0.25	U	1.0	0.25	0.22	ug/L		08/01/12 15:29	1
Xylenes, Total	0.75	U	2.0	0.75	0.28	ug/L		08/01/12 15:29	1
Dibromochloromethane	0.25	U	1.0	0.25	0.18	ug/L		08/01/12 15:29	1

Surrogate	*%Recovery*	*Qualifier*	*Limits*	*Prepared*	*Analyzed*	*Dil Fac*
1,2-Dichloroethane-d4 (Surr)	*94*		*70 - 120*		*08/01/12 15:29*	*1*
4-Bromofluorobenzene (Surr)	*100*		*75 - 120*		*08/01/12 15:29*	*1*
Toluene-d8 (Surr)	*93*		*85 - 120*		*08/01/12 15:29*	*1*
Dibromofluoromethane (Surr)	*100*		*85 - 115*		*08/01/12 15:29*	*1*

Method: 8081/DOD - Organochlorine Pesticides (GC)

Analyte	Result	Qualifier	LOQ	LOD	DL	Unit	D	Analyzed	Dil Fac
4,4'-DDD	0.0099	U	0.050	0.0099	0.0095	ug/L		08/03/12 00:44	1
4,4'-DDE	0.0099	U	0.050	0.0099	0.0096	ug/L		08/03/12 00:44	1

Client Sample ID: FWGWBGMW-019-0136-GW
Date Collected: 07/24/12 10:11
Date Received: 07/25/12 07:30

Lab Sample ID: 240-13468-45
Matrix: Water

Method: 8081/DOD - Organochlorine Pesticides (GC) (Continued)

Analyte	Result	Qualifier	LOQ	LOD	DL	Unit	D	Analyzed	Dil Fac
4,4'-DDT	0.030	U	0.050	0.030	0.016	ug/L		08/03/12 00:44	1
Aldrin	0.0099	U	0.030	0.0099	0.0081	ug/L		08/03/12 00:44	1
alpha-BHC	0.0099	U	0.030	0.0099	0.0069	ug/L		08/03/12 00:44	1
alpha-Chlordane	0.014	U	0.050	0.014	0.014	ug/L		08/03/12 00:44	1
beta-BHC	0.0099	U	0.050	0.0099	0.0083	ug/L		08/03/12 00:44	1
delta-BHC	0.0099	U	0.050	0.0099	0.0086	ug/L		08/03/12 00:44	1
Dieldrin	0.0099	U	0.030	0.0099	0.0074	ug/L		08/03/12 00:44	1
Endosulfan I	0.013	U	0.050	0.013	0.013	ug/L		08/03/12 00:44	1
Endosulfan II	0.012	U	0.050	0.012	0.012	ug/L		08/03/12 00:44	1
Endosulfan sulfate	0.011	U	0.050	0.011	0.011	ug/L		08/03/12 00:44	1
Endrin	0.011	U	0.050	0.011	0.011	ug/L		08/03/12 00:44	1
Endrin aldehyde	0.011	U	0.050	0.011	0.011	ug/L		08/03/12 00:44	1
Endrin ketone	0.0099	U	0.050	0.0099	0.0077	ug/L		08/03/12 00:44	1
gamma-BHC (Lindane)	0.0099	U	0.050	0.0099	0.0063	ug/L		08/03/12 00:44	1
gamma-Chlordane	0.012	U	0.050	0.012	0.012	ug/L		08/03/12 00:44	1
Heptachlor	0.0099	U	0.030	0.0099	0.0079	ug/L		08/03/12 00:44	1
Heptachlor epoxide	0.0099	U	0.030	0.0099	0.0070	ug/L		08/03/12 00:44	1
Methoxychlor	0.032	U	0.099	0.032	0.032	ug/L		08/03/12 00:44	1
Toxaphene	0.50	U	2.0	0.50	0.32	ug/L		08/03/12 00:44	1

Surrogate	*%Recovery*	*Qualifier*	*Limits*	*Prepared*	*Analyzed*	*Dil Fac*
DCB Decachlorobiphenyl	*67*		*30 - 135*	*07/26/12 10:01*	*08/03/12 00:44*	*1*
DCB Decachlorobiphenyl	*83*		*30 - 135*	*07/26/12 10:01*	*08/03/12 00:44*	*1*
Tetrachloro-m-xylene	*64*		*25 - 140*	*07/26/12 10:01*	*08/03/12 00:44*	*1*
Tetrachloro-m-xylene	*66*		*25 - 140*	*07/26/12 10:01*	*08/03/12 00:44*	*1*

Method: 8082/DOD - Polychlorinated Biphenyls (PCBs) by Gas Chromatography

Analyte	Result	Qualifier	LOQ	LOD	DL	Unit	D	Analyzed	Dil Fac
Aroclor-1016	0.20	U	0.50	0.20	0.17	ug/L		08/01/12 01:26	1
Aroclor-1221	0.20	U	0.50	0.20	0.13	ug/L		08/01/12 01:26	1
Aroclor-1232	0.20	U	0.50	0.20	0.16	ug/L		08/01/12 01:26	1
Aroclor-1242	0.40	U	0.50	0.40	0.22	ug/L		08/01/12 01:26	1
Aroclor-1248	0.20	U	0.50	0.20	0.099	ug/L		08/01/12 01:26	1
Aroclor-1254	0.20	U	0.50	0.20	0.16	ug/L		08/01/12 01:26	1
Aroclor-1260	0.20	U	0.50	0.20	0.17	ug/L		08/01/12 01:26	1

Surrogate	*%Recovery*	*Qualifier*	*Limits*	*Prepared*	*Analyzed*	*Dil Fac*
Tetrachloro-m-xylene	*58*		*40 - 140*	*07/26/12 10:12*	*08/01/12 01:26*	*1*
Tetrachloro-m-xylene	*62*		*40 - 140*	*07/26/12 10:12*	*08/01/12 01:26*	*1*
DCB Decachlorobiphenyl	*63*		*40 - 135*	*07/26/12 10:12*	*08/01/12 01:26*	*1*
DCB Decachlorobiphenyl	*67*		*40 - 135*	*07/26/12 10:12*	*08/01/12 01:26*	*1*

Method: 8330 (Modified) - Organic Compounds by UV/HPLC - Dissolved

Analyte	Result	Qualifier	LOQ	LOD	DL	Unit	D	Analyzed	Dil Fac
Nitroguanidine	6.0	U	20	6.0	2.4	ug/L		07/31/12 16:36	1

Method: 8330/8330A - Nitroaromatics & Nitramines: Explosives (8330/A)

Analyte	Result	Qualifier	LOQ	LOD	DL	Unit	D	Analyzed	Dil Fac
Nitroglycerin	0.51	U	0.66	0.51	0.34	ug/L		08/04/12 12:17	1.02
PETN	0.51	U	0.66	0.51	0.31	ug/L		08/04/12 12:17	1.02
2-Amino-4,6-dinitrotoluene	0.10	U	0.20	0.10	0.017	ug/L		08/04/12 12:17	1.02

Client: Environmental Quality Mgt., Inc.
Project/Site: RVAAP (OH)

TestAmerica Job ID: 240-13468-1

Client Sample ID: FWGWBGMW-019-0136-GW
Date Collected: 07/24/12 10:11
Date Received: 07/25/12 07:30

Lab Sample ID: 240-13468-45
Matrix: Water

Method: 8330/8330A - Nitroaromatics & Nitramines: Explosives (8330/A) (Continued)

Analyte	Result	Qualifier	LOQ	LOD	DL	Unit	D	Analyzed	Dil Fac
4-Amino-2,6-dinitrotoluene	0.10 U		0.10	0.10	0.051	ug/L		08/04/12 12:17	1.02
1,3-Dinitrobenzene	0.10 U		0.10	0.10	0.051	ug/L		08/04/12 12:17	1.02
2,4-Dinitrotoluene	0.10 U		0.10	0.10	0.051	ug/L		08/04/12 12:17	1.02
2,6-Dinitrotoluene	0.10 U		0.10	0.10	0.051	ug/L		08/04/12 12:17	1.02
HMX	0.051 U		0.10	0.051	0.037	ug/L		08/04/12 12:17	1.02
Nitrobenzene	0.10 U		0.10	0.10	0.051	ug/L		08/04/12 12:17	1.02
2-Nitrotoluene	0.10 U		0.51	0.10	0.090	ug/L		08/04/12 12:17	1.02
3-Nitrotoluene	0.10 U		0.51	0.10	0.058	ug/L		08/04/12 12:17	1.02
4-Nitrotoluene	0.10 U		0.66	0.10	0.090	ug/L		08/04/12 12:17	1.02
RDX	0.051 U		0.10	0.051	0.037	ug/L		08/04/12 12:17	1.02
Tetryl	0.10 U		0.10	0.10	0.051	ug/L		08/04/12 12:17	1.02
1,3,5-Trinitrobenzene	0.051 U		0.10	0.051	0.031	ug/L		08/04/12 12:17	1.02
2,4,6-Trinitrotoluene	0.10 U		0.10	0.10	0.051	ug/L		08/04/12 12:17	1.02

Surrogate	*%Recovery*	*Qualifier*	*Limits*	*Prepared*	*Analyzed*	*Dil Fac*
3,4-Dinitrotoluene	*107*		*79 - 111*	*07/30/12 12:00*	*08/04/12 12:17*	*1.02*

General Chemistry

Analyte	Result	Qualifier	LOQ	LOD	DL	Unit	D	Analyzed	Dil Fac
Cyanide, Total	0.010 U		0.010	0.010	0.0050	mg/L		07/26/12 14:33	1
Nitrocellulose	1.0 U		2.0	1.0	0.48	mg/L		08/09/12 13:18	1

Client Sample ID: FWGWBGMW-019-0136-GF
Date Collected: 07/24/12 10:11
Date Received: 07/25/12 07:30

Lab Sample ID: 240-13468-46
Matrix: Water

Method: 6010B/DOD - Metals (ICP) - Total Recoverable

Analyte	Result	Qualifier	LOQ	LOD	DL	Unit	D	Analyzed	Dil Fac
Arsenic	10	U	10	10	3.3	ug/L		08/07/12 18:55	1
Chromium	4.0	U	7.0	4.0	1.4	ug/L		08/07/12 18:55	1
Cobalt	4.0	U	7.0	4.0	1.5	ug/L		08/07/12 18:55	1
Lead	5.0	U	10	5.0	1.7	ug/L		08/07/12 18:55	1
Selenium	10	U	15	10	4.0	ug/L		08/07/12 18:55	1
Silver	5.0	U	7.0	5.0	1.7	ug/L		08/07/12 18:55	1
Vanadium	4.0	U	7.0	4.0	1.3	ug/L		08/07/12 18:55	1
Barium	**53**	**J**	200	5.0	2.8	ug/L		08/07/12 18:55	1
Calcium	**72000**		5000	1000	630	ug/L		08/07/12 18:55	1
Copper	10	U	25	10	4.4	ug/L		08/07/12 18:55	1
Magnesium	**20000**		5000	300	120	ug/L		08/07/12 18:55	1
Manganese	**220**		15	5.0	1.8	ug/L		08/07/12 18:55	1
Nickel	5.0	U	40	5.0	2.2	ug/L		08/07/12 18:55	1
Potassium	**1800**	**J**	5000	900	300	ug/L		08/07/12 18:55	1

Method: 6020/DOD - Metals (ICP/MS) - Total Recoverable

Analyte	Result	Qualifier	LOQ	LOD	DL	Unit	D	Analyzed	Dil Fac
Aluminum	60	U	60	60	20	ug/L		08/07/12 15:03	1
Antimony	0.50	U	2.0	0.50	0.21	ug/L		08/07/12 15:03	1
Beryllium	**0.12**	**J**	1.0	0.10	0.033	ug/L		08/07/12 15:03	1
Cadmium	0.070	U	2.0	0.070	0.023	ug/L		08/07/12 15:03	1
Iron	**460**		150	100	44	ug/L		08/07/12 15:03	1
Sodium	**7700**		1000	400	160	ug/L		08/07/12 15:03	1
Thallium	**0.53**	**J**	2.0	1.0	0.32	ug/L		08/07/12 15:03	1
Zinc	20	U	40	20	8.8	ug/L		08/07/12 15:03	1

Method: 7470A/DOD - Mercury (CVAA)

Analyte	Result	Qualifier	LOQ	LOD	DL	Unit	D	Analyzed	Dil Fac
Hg	0.20	U	0.20	0.20	0.12	ug/L		07/30/12 16:48	1

Client Sample ID: FWGWBGMW-018-0135-GW
Date Collected: 07/24/12 11:41
Date Received: 07/25/12 07:30

Lab Sample ID: 240-13468-47
Matrix: Water

Method: 8260B/DoD - Volatile Organic Compounds (GC/MS)

Analyte	Result	Qualifier	LOQ	LOD	DL	Unit	D	Analyzed	Dil Fac
1,1,1-Trichloroethane	0.25	U	1.0	0.25	0.22	ug/L		07/30/12 13:40	1
1,1,2,2-Tetrachloroethane	0.25	U	1.0	0.25	0.18	ug/L		07/30/12 13:40	1
1,1,2-Trichloroethane	0.50	U	1.0	0.50	0.27	ug/L		07/30/12 13:40	1
1,1-Dichloroethane	0.25	U	1.0	0.25	0.15	ug/L		07/30/12 13:40	1
1,1-Dichloroethene	0.25	U	1.0	0.25	0.19	ug/L		07/30/12 13:40	1
1,2-Dichloroethane	0.25	U	1.0	0.25	0.22	ug/L		07/30/12 13:40	1
1,2-Dichloroethene, Total	0.50	U	2.0	0.50	0.34	ug/L		07/30/12 13:40	1
1,2-Dichloropropane	0.25	U	1.0	0.25	0.18	ug/L		07/30/12 13:40	1
2-Hexanone	0.50	U	10	0.50	0.41	ug/L		07/30/12 13:40	1
Bromochloromethane	0.50	U	1.0	0.50	0.29	ug/L		07/30/12 13:40	1
Acetone	1.1	U	10	1.1	1.1	ug/L		07/30/12 13:40	1
Benzene	0.25	U	1.0	0.25	0.13	ug/L		07/30/12 13:40	1
Bromoform	0.64	U	1.0	0.64	0.64	ug/L		07/30/12 13:40	1
Bromomethane	0.50	U	1.0	0.50	0.41	ug/L		07/30/12 13:40	1
Carbon disulfide	0.25	U	1.0	0.25	0.13	ug/L		07/30/12 13:40	1
Carbon tetrachloride	0.25	U	1.0	0.25	0.13	ug/L		07/30/12 13:40	1
Chlorobenzene	0.25	U	1.0	0.25	0.15	ug/L		07/30/12 13:40	1
Chloroethane	0.50	U	1.0	0.50	0.29	ug/L		07/30/12 13:40	1
Chloroform	0.25	U	1.0	0.25	0.16	ug/L		07/30/12 13:40	1
Chloromethane	0.50	U	1.0	0.50	0.30	ug/L		07/30/12 13:40	1
cis-1,2-Dichloroethene	0.25	U	1.0	0.25	0.17	ug/L		07/30/12 13:40	1
cis-1,3-Dichloropropene	0.25	U	1.0	0.25	0.14	ug/L		07/30/12 13:40	1
Bromodichloromethane	0.25	U	1.0	0.25	0.15	ug/L		07/30/12 13:40	1
Ethylbenzene	0.25	U	1.0	0.25	0.17	ug/L		07/30/12 13:40	1
1,2-Dibromoethane	0.25	U	1.0	0.25	0.24	ug/L		07/30/12 13:40	1
m-Xylene & p-Xylene	0.50	U	2.0	0.50	0.24	ug/L		07/30/12 13:40	1
2-Butanone (MEK)	0.57	U	10	0.57	0.57	ug/L		07/30/12 13:40	1
4-Methyl-2-pentanone (MIBK)	0.50	U	10	0.50	0.32	ug/L		07/30/12 13:40	1
Methylene Chloride	0.50	U	1.0	0.50	0.33	ug/L		07/30/12 13:40	1
o-Xylene	0.25	U	1.0	0.25	0.14	ug/L		07/30/12 13:40	1
Styrene	0.25	U	1.0	0.25	0.11	ug/L		07/30/12 13:40	1
Tetrachloroethene	0.50	U	1.0	0.50	0.29	ug/L		07/30/12 13:40	1
Toluene	0.25	U	1.0	0.25	0.13	ug/L		07/30/12 13:40	1
trans-1,2-Dichloroethene	0.25	U	1.0	0.25	0.19	ug/L		07/30/12 13:40	1
trans-1,3-Dichloropropene	0.25	U	1.0	0.25	0.19	ug/L		07/30/12 13:40	1
Trichloroethene	0.25	U	1.0	0.25	0.17	ug/L		07/30/12 13:40	1
Vinyl chloride	0.25	U	1.0	0.25	0.22	ug/L		07/30/12 13:40	1
Xylenes, Total	0.75	U	2.0	0.75	0.28	ug/L		07/30/12 13:40	1
Dibromochloromethane	0.25	U	1.0	0.25	0.18	ug/L		07/30/12 13:40	1

Surrogate	*%Recovery*	*Qualifier*	*Limits*	*Prepared*	*Analyzed*	*Dil Fac*
1,2-Dichloroethane-d4 (Surr)	*111*		*70 - 120*		*07/30/12 13:40*	*1*
4-Bromofluorobenzene (Surr)	*86*		*75 - 120*		*07/30/12 13:40*	*1*
Toluene-d8 (Surr)	*86*		*85 - 120*		*07/30/12 13:40*	*1*
Dibromofluoromethane (Surr)	*94*		*85 - 115*		*07/30/12 13:40*	*1*

Method: 8081/DOD - Organochlorine Pesticides (GC)

Analyte	Result	Qualifier	LOQ	LOD	DL	Unit	D	Analyzed	Dil Fac
4,4'-DDD	0.0097	U	0.049	0.0097	0.0093	ug/L		08/03/12 02:08	1
4,4'-DDE	0.0097	U	0.049	0.0097	0.0094	ug/L		08/03/12 02:08	1

Client Sample ID: FWGWBGMW-018-0135-GW
Date Collected: 07/24/12 11:41
Date Received: 07/25/12 07:30

Lab Sample ID: 240-13468-47
Matrix: Water

Method: 8081/DOD - Organochlorine Pesticides (GC) (Continued)

Analyte	Result	Qualifier	LOQ	LOD	DL	Unit	D	Analyzed	Dil Fac
4,4'-DDT	0.029	U	0.049	0.029	0.016	ug/L		08/03/12 02:08	1
Aldrin	0.0097	U	0.029	0.0097	0.0080	ug/L		08/03/12 02:08	1
alpha-BHC	0.0097	U	0.029	0.0097	0.0068	ug/L		08/03/12 02:08	1
alpha-Chlordane	0.014	U	0.049	0.014	0.014	ug/L		08/03/12 02:08	1
beta-BHC	0.0097	U	0.049	0.0097	0.0082	ug/L		08/03/12 02:08	1
delta-BHC	0.0097	U	0.049	0.0097	0.0084	ug/L		08/03/12 02:08	1
Dieldrin	0.0097	U	0.029	0.0097	0.0073	ug/L		08/03/12 02:08	1
Endosulfan I	0.013	U	0.049	0.013	0.013	ug/L		08/03/12 02:08	1
Endosulfan II	0.012	U	0.049	0.012	0.012	ug/L		08/03/12 02:08	1
Endosulfan sulfate	0.011	U	0.049	0.011	0.011	ug/L		08/03/12 02:08	1
Endrin	0.011	U	0.049	0.011	0.011	ug/L		08/03/12 02:08	1
Endrin aldehyde	0.011	U	0.049	0.011	0.011	ug/L		08/03/12 02:08	1
Endrin ketone	0.0097	U	0.049	0.0097	0.0076	ug/L		08/03/12 02:08	1
gamma-BHC (Lindane)	0.0097	U	0.049	0.0097	0.0062	ug/L		08/03/12 02:08	1
gamma-Chlordane	0.012	U	0.049	0.012	0.012	ug/L		08/03/12 02:08	1
Heptachlor	0.0097	U	0.029	0.0097	0.0078	ug/L		08/03/12 02:08	1
Heptachlor epoxide	0.0097	U	0.029	0.0097	0.0069	ug/L		08/03/12 02:08	1
Methoxychlor	0.031	U	0.097	0.031	0.031	ug/L		08/03/12 02:08	1
Toxaphene	0.49	U	1.9	0.49	0.31	ug/L		08/03/12 02:08	1

Surrogate	*%Recovery*	*Qualifier*	*Limits*	*Prepared*	*Analyzed*	*Dil Fac*
DCB Decachlorobiphenyl	*31*		*30 - 135*	*07/26/12 10:01*	*08/03/12 02:08*	*1*
DCB Decachlorobiphenyl	*39*		*30 - 135*	*07/26/12 10:01*	*08/03/12 02:08*	*1*
Tetrachloro-m-xylene	*78*		*25 - 140*	*07/26/12 10:01*	*08/03/12 02:08*	*1*
Tetrachloro-m-xylene	*76*		*25 - 140*	*07/26/12 10:01*	*08/03/12 02:08*	*1*

Method: 8082/DOD - Polychlorinated Biphenyls (PCBs) by Gas Chromatography

Analyte	Result	Qualifier	LOQ	LOD	DL	Unit	D	Analyzed	Dil Fac
Aroclor-1016	0.20	U H	0.49	0.20	0.17	ug/L		08/07/12 20:43	1
Aroclor-1221	0.20	U H	0.49	0.20	0.13	ug/L		08/07/12 20:43	1
Aroclor-1232	0.20	U H	0.49	0.20	0.16	ug/L		08/07/12 20:43	1
Aroclor-1242	0.39	U H	0.49	0.39	0.22	ug/L		08/07/12 20:43	1
Aroclor-1248	0.20	U H	0.49	0.20	0.098	ug/L		08/07/12 20:43	1
Aroclor-1254	0.20	U H	0.49	0.20	0.16	ug/L		08/07/12 20:43	1
Aroclor-1260	0.20	U H	0.49	0.20	0.17	ug/L		08/07/12 20:43	1

Surrogate	*%Recovery*	*Qualifier*	*Limits*	*Prepared*	*Analyzed*	*Dil Fac*
Tetrachloro-m-xylene	*88*		*40 - 140*	*08/06/12 09:18*	*08/07/12 20:43*	*1*
Tetrachloro-m-xylene	*74*		*40 - 140*	*08/06/12 09:18*	*08/07/12 20:43*	*1*
DCB Decachlorobiphenyl	*51*		*40 - 135*	*08/06/12 09:18*	*08/07/12 20:43*	*1*
DCB Decachlorobiphenyl	*54*		*40 - 135*	*08/06/12 09:18*	*08/07/12 20:43*	*1*

Method: 8330 (Modified) - Organic Compounds by UV/HPLC - Dissolved

Analyte	Result	Qualifier	LOQ	LOD	DL	Unit	D	Analyzed	Dil Fac
Nitroguanidine	6.0 U		20	6.0	2.4	ug/L		07/31/12 17:19	1

Method: 8330/8330A - Nitroaromatics & Nitramines: Explosives (8330/A)

Analyte	Result	Qualifier	LOQ	LOD	DL	Unit	D	Analyzed	Dil Fac
Nitroglycerin	0.50 U		0.66	0.50	0.33	ug/L		08/04/12 12:57	1.01
PETN	0.50 U		0.66	0.50	0.30	ug/L		08/04/12 12:57	1.01
2-Amino-4,6-dinitrotoluene	0.10 U		0.20	0.10	0.017	ug/L		08/04/12 12:57	1.01

Client: Environmental Quality Mgt., Inc.
Project/Site: RVAAP (OH)

TestAmerica Job ID: 240-13468-1

Client Sample ID: FWGWBGMW-018-0135-GW
Date Collected: 07/24/12 11:41
Date Received: 07/25/12 07:30

Lab Sample ID: 240-13468-47
Matrix: Water

Method: 8330/8330A - Nitroaromatics & Nitramines: Explosives (8330/A) (Continued)

Analyte	Result	Qualifier	LOQ	LOD	DL	Unit	D	Analyzed	Dil Fac
4-Amino-2,6-dinitrotoluene	0.10 U		0.10	0.10	0.050	ug/L		08/04/12 12:57	1.01
1,3-Dinitrobenzene	0.10 U		0.10	0.10	0.050	ug/L		08/04/12 12:57	1.01
2,4-Dinitrotoluene	0.10 U		0.10	0.10	0.050	ug/L		08/04/12 12:57	1.01
2,6-Dinitrotoluene	0.10 U		0.10	0.10	0.050	ug/L		08/04/12 12:57	1.01
HMX	**0.28**		0.10	0.050	0.036	ug/L		08/04/12 12:57	1.01
Nitrobenzene	0.10 U		0.10	0.10	0.050	ug/L		08/04/12 12:57	1.01
2-Nitrotoluene	0.10 U		0.50	0.10	0.089	ug/L		08/04/12 12:57	1.01
3-Nitrotoluene	0.10 U		0.50	0.10	0.058	ug/L		08/04/12 12:57	1.01
4-Nitrotoluene	0.10 U		0.66	0.10	0.089	ug/L		08/04/12 12:57	1.01
RDX	**0.44**		0.10	0.050	0.036	ug/L		08/04/12 12:57	1.01
Tetryl	0.10 U		0.10	0.10	0.050	ug/L		08/04/12 12:57	1.01
1,3,5-Trinitrobenzene	0.050 U		0.10	0.050	0.030	ug/L		08/04/12 12:57	1.01
2,4,6-Trinitrotoluene	0.10 U		0.10	0.10	0.050	ug/L		08/04/12 12:57	1.01

Surrogate	*%Recovery*	*Qualifier*	*Limits*	*Prepared*	*Analyzed*	*Dil Fac*
3,4-Dinitrotoluene	*105*		*79 - 111*	*07/30/12 12:00*	*08/04/12 12:57*	*1.01*

General Chemistry

Analyte	Result	Qualifier	LOQ	LOD	DL	Unit	D	Analyzed	Dil Fac
Cyanide, Total	0.010 U		0.010	0.010	0.0050	mg/L		07/26/12 14:33	1
Nitrocellulose	1.0 U		2.0	1.0	0.48	mg/L		08/09/12 13:32	1

Client: Environmental Quality Mgt., Inc.
Project/Site: RVAAP (OH)

TestAmerica Job ID: 240-13468-1

Client Sample ID: FWGWBGMW-018-0135-GF
Date Collected: 07/24/12 11:41
Date Received: 07/25/12 07:30

Lab Sample ID: 240-13468-48
Matrix: Water

Method: 6010B/DOD - Metals (ICP) - Total Recoverable

Analyte	Result	Qualifier	LOQ	LOD	DL	Unit	D	Analyzed	Dil Fac
Arsenic	10	U	10	10	3.3	ug/L		08/07/12 19:14	1
Chromium	4.0	U	7.0	4.0	1.4	ug/L		08/07/12 19:14	1
Cobalt	4.0	U	7.0	4.0	1.5	ug/L		08/07/12 19:14	1
Lead	5.0	U	10	5.0	1.7	ug/L		08/07/12 19:14	1
Selenium	10	U	15	10	4.0	ug/L		08/07/12 19:14	1
Silver	5.0	U	7.0	5.0	1.7	ug/L		08/07/12 19:14	1
Vanadium	4.0	U	7.0	4.0	1.3	ug/L		08/07/12 19:14	1
Barium	**21**	**J**	200	5.0	2.8	ug/L		08/07/12 19:14	1
Calcium	**14000**		5000	1000	630	ug/L		08/07/12 19:14	1
Copper	10	U	25	10	4.4	ug/L		08/07/12 19:14	1
Magnesium	**3200**	**J**	5000	300	120	ug/L		08/07/12 19:14	1
Manganese	**9.9**	**J**	15	5.0	1.8	ug/L		08/07/12 19:14	1
Nickel	5.0	U	40	5.0	2.2	ug/L		08/07/12 19:14	1
Potassium	**950**	**J**	5000	900	300	ug/L		08/07/12 19:14	1

Method: 6020/DOD - Metals (ICP/MS) - Total Recoverable

Analyte	Result	Qualifier	LOQ	LOD	DL	Unit	D	Analyzed	Dil Fac
Aluminum	60	U	60	60	20	ug/L		08/07/12 15:44	1
Antimony	**0.77**	**J**	2.0	0.50	0.21	ug/L		08/07/12 15:44	1
Beryllium	0.10	U	1.0	0.10	0.033	ug/L		08/07/12 15:44	1
Cadmium	0.070	U	2.0	0.070	0.023	ug/L		08/07/12 15:44	1
Iron	100	U	150	100	44	ug/L		08/07/12 15:44	1
Sodium	**1600**		1000	400	160	ug/L		08/07/12 15:44	1
Thallium	**0.37**	**J**	2.0	1.0	0.32	ug/L		08/07/12 15:44	1
Zinc	20	U	40	20	8.8	ug/L		08/07/12 15:44	1

Method: 7470A/DOD - Mercury (CVAA)

Analyte	Result	Qualifier	LOQ	LOD	DL	Unit	D	Analyzed	Dil Fac
Hg	0.20	U	0.20	0.20	0.12	ug/L		07/30/12 16:45	1

Client Sample ID: FWGWBGMW-DUP8-0146-GW
Date Collected: 07/24/12 12:41
Date Received: 07/25/12 07:30

Lab Sample ID: 240-13468-49
Matrix: Water

Method: 8260B/DoD - Volatile Organic Compounds (GC/MS)

Analyte	Result	Qualifier	LOQ	LOD	DL	Unit	D	Analyzed	Dil Fac
1,1,1-Trichloroethane	0.25	U	1.0	0.25	0.22	ug/L		08/01/12 15:52	1
1,1,2,2-Tetrachloroethane	0.25	U	1.0	0.25	0.18	ug/L		08/01/12 15:52	1
1,1,2-Trichloroethane	0.50	U	1.0	0.50	0.27	ug/L		08/01/12 15:52	1
1,1-Dichloroethane	0.25	U	1.0	0.25	0.15	ug/L		08/01/12 15:52	1
1,1-Dichloroethene	0.25	U	1.0	0.25	0.19	ug/L		08/01/12 15:52	1
1,2-Dichloroethane	0.25	U	1.0	0.25	0.22	ug/L		08/01/12 15:52	1
1,2-Dichloroethene, Total	0.50	U	2.0	0.50	0.34	ug/L		08/01/12 15:52	1
1,2-Dichloropropane	0.25	U	1.0	0.25	0.18	ug/L		08/01/12 15:52	1
2-Hexanone	0.50	U	10	0.50	0.41	ug/L		08/01/12 15:52	1
Bromochloromethane	0.50	U	1.0	0.50	0.29	ug/L		08/01/12 15:52	1
Acetone	1.1	U	10	1.1	1.1	ug/L		08/01/12 15:52	1
Benzene	0.25	U	1.0	0.25	0.13	ug/L		08/01/12 15:52	1
Bromoform	0.64	U	1.0	0.64	0.64	ug/L		08/01/12 15:52	1
Bromomethane	0.50	U	1.0	0.50	0.41	ug/L		08/01/12 15:52	1
Carbon disulfide	0.25	U	1.0	0.25	0.13	ug/L		08/01/12 15:52	1
Carbon tetrachloride	0.25	U	1.0	0.25	0.13	ug/L		08/01/12 15:52	1
Chlorobenzene	0.25	U	1.0	0.25	0.15	ug/L		08/01/12 15:52	1
Chloroethane	0.50	U	1.0	0.50	0.29	ug/L		08/01/12 15:52	1
Chloroform	0.25	U	1.0	0.25	0.16	ug/L		08/01/12 15:52	1
Chloromethane	0.50	U	1.0	0.50	0.30	ug/L		08/01/12 15:52	1
cis-1,2-Dichloroethene	0.25	U	1.0	0.25	0.17	ug/L		08/01/12 15:52	1
cis-1,3-Dichloropropene	0.25	U	1.0	0.25	0.14	ug/L		08/01/12 15:52	1
Bromodichloromethane	0.25	U	1.0	0.25	0.15	ug/L		08/01/12 15:52	1
Ethylbenzene	0.25	U	1.0	0.25	0.17	ug/L		08/01/12 15:52	1
1,2-Dibromoethane	0.25	U	1.0	0.25	0.24	ug/L		08/01/12 15:52	1
m-Xylene & p-Xylene	0.50	U	2.0	0.50	0.24	ug/L		08/01/12 15:52	1
2-Butanone (MEK)	0.57	U	10	0.57	0.57	ug/L		08/01/12 15:52	1
4-Methyl-2-pentanone (MIBK)	0.50	U	10	0.50	0.32	ug/L		08/01/12 15:52	1
Methylene Chloride	0.50	U	1.0	0.50	0.33	ug/L		08/01/12 15:52	1
o-Xylene	0.25	U	1.0	0.25	0.14	ug/L		08/01/12 15:52	1
Styrene	0.25	U	1.0	0.25	0.11	ug/L		08/01/12 15:52	1
Tetrachloroethene	0.50	U	1.0	0.50	0.29	ug/L		08/01/12 15:52	1
Toluene	0.25	U	1.0	0.25	0.13	ug/L		08/01/12 15:52	1
trans-1,2-Dichloroethene	0.25	U	1.0	0.25	0.19	ug/L		08/01/12 15:52	1
trans-1,3-Dichloropropene	0.25	U	1.0	0.25	0.19	ug/L		08/01/12 15:52	1
Trichloroethene	0.25	U	1.0	0.25	0.17	ug/L		08/01/12 15:52	1
Vinyl chloride	0.25	U	1.0	0.25	0.22	ug/L		08/01/12 15:52	1
Xylenes, Total	0.75	U	2.0	0.75	0.28	ug/L		08/01/12 15:52	1
Dibromochloromethane	0.25	U	1.0	0.25	0.18	ug/L		08/01/12 15:52	1

Surrogate	*%Recovery*	*Qualifier*	*Limits*	*Prepared*	*Analyzed*	*Dil Fac*
1,2-Dichloroethane-d4 (Surr)	*95*		*70 - 120*		*08/01/12 15:52*	*1*
4-Bromofluorobenzene (Surr)	*104*		*75 - 120*		*08/01/12 15:52*	*1*
Toluene-d8 (Surr)	*95*		*85 - 120*		*08/01/12 15:52*	*1*
Dibromofluoromethane (Surr)	*100*		*85 - 115*		*08/01/12 15:52*	*1*

Method: 8081/DOD - Organochlorine Pesticides (GC)

Analyte	Result	Qualifier	LOQ	LOD	DL	Unit	D	Analyzed	Dil Fac
4,4'-DDD	0.0095	U	0.048	0.0095	0.0091	ug/L		08/03/12 02:30	1
4,4'-DDE	0.0095	U	0.048	0.0095	0.0092	ug/L		08/03/12 02:30	1

Client Sample ID: FWGWBGMW-DUP8-0146-GW
Date Collected: 07/24/12 12:41
Date Received: 07/25/12 07:30

Lab Sample ID: 240-13468-49
Matrix: Water

Method: 8081/DOD - Organochlorine Pesticides (GC) (Continued)

Analyte	Result	Qualifier	LOQ	LOD	DL	Unit	D	Analyzed	Dil Fac
4,4'-DDT	0.029	U	0.048	0.029	0.015	ug/L		08/03/12 02:30	1
Aldrin	0.0095	U	0.029	0.0095	0.0078	ug/L		08/03/12 02:30	1
alpha-BHC	0.0095	U	0.029	0.0095	0.0067	ug/L		08/03/12 02:30	1
alpha-Chlordane	0.013	U	0.048	0.013	0.013	ug/L		08/03/12 02:30	1
beta-BHC	0.0095	U	0.048	0.0095	0.0080	ug/L		08/03/12 02:30	1
delta-BHC	0.0095	U	0.048	0.0095	0.0083	ug/L		08/03/12 02:30	1
Dieldrin	0.0095	U	0.029	0.0095	0.0071	ug/L		08/03/12 02:30	1
Endosulfan I	0.012	U	0.048	0.012	0.012	ug/L		08/03/12 02:30	1
Endosulfan II	0.011	U	0.048	0.011	0.011	ug/L		08/03/12 02:30	1
Endosulfan sulfate	0.010	U	0.048	0.010	0.010	ug/L		08/03/12 02:30	1
Endrin	0.010	U	0.048	0.010	0.010	ug/L		08/03/12 02:30	1
Endrin aldehyde	0.010	U	0.048	0.010	0.010	ug/L		08/03/12 02:30	1
Endrin ketone	0.0095	U	0.048	0.0095	0.0074	ug/L		08/03/12 02:30	1
gamma-BHC (Lindane)	0.0095	U	0.048	0.0095	0.0061	ug/L		08/03/12 02:30	1
gamma-Chlordane	0.011	U	0.048	0.011	0.011	ug/L		08/03/12 02:30	1
Heptachlor	0.0095	U	0.029	0.0095	0.0076	ug/L		08/03/12 02:30	1
Heptachlor epoxide	0.0095	U	0.029	0.0095	0.0068	ug/L		08/03/12 02:30	1
Methoxychlor	0.030	U	0.095	0.030	0.030	ug/L		08/03/12 02:30	1
Toxaphene	0.48	U	1.9	0.48	0.30	ug/L		08/03/12 02:30	1

Surrogate	*%Recovery*	*Qualifier*	*Limits*	*Prepared*	*Analyzed*	*Dil Fac*
DCB Decachlorobiphenyl	*59*		*30 - 135*	*07/26/12 10:01*	*08/03/12 02:30*	*1*
DCB Decachlorobiphenyl	*73*		*30 - 135*	*07/26/12 10:01*	*08/03/12 02:30*	*1*
Tetrachloro-m-xylene	*76*		*25 - 140*	*07/26/12 10:01*	*08/03/12 02:30*	*1*
Tetrachloro-m-xylene	*63*		*25 - 140*	*07/26/12 10:01*	*08/03/12 02:30*	*1*

Method: 8082/DOD - Polychlorinated Biphenyls (PCBs) by Gas Chromatography

Analyte	Result	Qualifier	LOQ	LOD	DL	Unit	D	Analyzed	Dil Fac
Aroclor-1016	0.19	U	0.48	0.19	0.16	ug/L		08/01/12 01:57	1
Aroclor-1221	0.19	U	0.48	0.19	0.12	ug/L		08/01/12 01:57	1
Aroclor-1232	0.19	U	0.48	0.19	0.15	ug/L		08/01/12 01:57	1
Aroclor-1242	0.38	U	0.48	0.38	0.21	ug/L		08/01/12 01:57	1
Aroclor-1248	0.19	U	0.48	0.19	0.095	ug/L		08/01/12 01:57	1
Aroclor-1254	0.19	U	0.48	0.19	0.15	ug/L		08/01/12 01:57	1
Aroclor-1260	0.19	U	0.48	0.19	0.16	ug/L		08/01/12 01:57	1

Surrogate	*%Recovery*	*Qualifier*	*Limits*	*Prepared*	*Analyzed*	*Dil Fac*
Tetrachloro-m-xylene	*64*		*40 - 140*	*07/26/12 10:12*	*08/01/12 01:57*	*1*
Tetrachloro-m-xylene	*67*		*40 - 140*	*07/26/12 10:12*	*08/01/12 01:57*	*1*
DCB Decachlorobiphenyl	*58*		*40 - 135*	*07/26/12 10:12*	*08/01/12 01:57*	*1*
DCB Decachlorobiphenyl	*61*		*40 - 135*	*07/26/12 10:12*	*08/01/12 01:57*	*1*

Method: 8330 (Modified) - Organic Compounds by UV/HPLC - Dissolved

Analyte	Result	Qualifier	LOQ	LOD	DL	Unit	D	Analyzed	Dil Fac
Nitroguanidine	6.0	U	20	6.0	2.4	ug/L		07/31/12 18:02	1

Method: 8330/8330A - Nitroaromatics & Nitramines: Explosives (8330/A)

Analyte	Result	Qualifier	LOQ	LOD	DL	Unit	D	Analyzed	Dil Fac
Nitroglycerin	0.51	U	0.66	0.51	0.34	ug/L		08/04/12 13:37	1.02
PETN	0.51	U	0.66	0.51	0.31	ug/L		08/04/12 13:37	1.02
2-Amino-4,6-dinitrotoluene	0.10	U	0.20	0.10	0.017	ug/L		08/04/12 13:37	1.02

Client: Environmental Quality Mgt., Inc.
Project/Site: RVAAP (OH)

TestAmerica Job ID: 240-13468-1

Client Sample ID: FWGWBGMW-DUP8-0146-GW
Date Collected: 07/24/12 12:41
Date Received: 07/25/12 07:30

Lab Sample ID: 240-13468-49
Matrix: Water

Method: 8330/8330A - Nitroaromatics & Nitramines: Explosives (8330/A) (Continued)

Analyte	Result	Qualifier	LOQ	LOD	DL	Unit	D	Analyzed	Dil Fac
4-Amino-2,6-dinitrotoluene	0.10 U		0.10	0.10	0.051	ug/L		08/04/12 13:37	1.02
1,3-Dinitrobenzene	0.10 U		0.10	0.10	0.051	ug/L		08/04/12 13:37	1.02
2,4-Dinitrotoluene	0.10 U		0.10	0.10	0.051	ug/L		08/04/12 13:37	1.02
2,6-Dinitrotoluene	0.10 U		0.10	0.10	0.051	ug/L		08/04/12 13:37	1.02
HMX	**0.28**		0.10	0.051	0.037	ug/L		08/04/12 13:37	1.02
Nitrobenzene	0.10 U		0.10	0.10	0.051	ug/L		08/04/12 13:37	1.02
2-Nitrotoluene	0.10 U		0.51	0.10	0.090	ug/L		08/04/12 13:37	1.02
3-Nitrotoluene	0.10 U		0.51	0.10	0.058	ug/L		08/04/12 13:37	1.02
4-Nitrotoluene	0.10 U		0.66	0.10	0.090	ug/L		08/04/12 13:37	1.02
RDX	**0.45**		0.10	0.051	0.037	ug/L		08/04/12 13:37	1.02
Tetryl	0.10 U		0.10	0.10	0.051	ug/L		08/04/12 13:37	1.02
1,3,5-Trinitrobenzene	0.051 U		0.10	0.051	0.031	ug/L		08/04/12 13:37	1.02
2,4,6-Trinitrotoluene	0.10 U		0.10	0.10	0.051	ug/L		08/04/12 13:37	1.02

Surrogate	*%Recovery*	*Qualifier*	*Limits*	*Prepared*	*Analyzed*	*Dil Fac*
3,4-Dinitrotoluene	*106*		*79 - 111*	*07/30/12 12:00*	*08/04/12 13:37*	*1.02*

General Chemistry

Analyte	Result	Qualifier	LOQ	LOD	DL	Unit	D	Analyzed	Dil Fac
Nitrocellulose	1.0 U		2.0	1.0	0.48	mg/L		08/09/12 13:34	1

Client Sample ID: FWGWBGMW-DUP8-0146-GF
Date Collected: 07/24/12 12:41
Date Received: 07/25/12 07:30

Lab Sample ID: 240-13468-50
Matrix: Water

Method: 6010B/DOD - Metals (ICP) - Total Recoverable

Analyte	Result	Qualifier	LOQ	LOD	DL	Unit	D	Analyzed	Dil Fac
Arsenic	10	U	10	10	3.3	ug/L		08/07/12 19:26	1
Chromium	4.0	U	7.0	4.0	1.4	ug/L		08/07/12 19:26	1
Cobalt	4.0	U	7.0	4.0	1.5	ug/L		08/07/12 19:26	1
Lead	5.0	U	10	5.0	1.7	ug/L		08/07/12 19:26	1
Selenium	10	U	15	10	4.0	ug/L		08/07/12 19:26	1
Silver	5.0	U	7.0	5.0	1.7	ug/L		08/07/12 19:26	1
Vanadium	4.0	U	7.0	4.0	1.3	ug/L		08/07/12 19:26	1
Barium	**22**	**J**	200	5.0	2.8	ug/L		08/07/12 19:26	1
Calcium	**14000**		5000	1000	630	ug/L		08/07/12 19:26	1
Copper	10	U	25	10	4.4	ug/L		08/07/12 19:26	1
Magnesium	**3300**	**J**	5000	300	120	ug/L		08/07/12 19:26	1
Manganese	**9.0**	**J**	15	5.0	1.8	ug/L		08/07/12 19:26	1
Nickel	5.0	U	40	5.0	2.2	ug/L		08/07/12 19:26	1
Potassium	**950**	**J**	5000	900	300	ug/L		08/07/12 19:26	1

Method: 6020/DOD - Metals (ICP/MS) - Total Recoverable

Analyte	Result	Qualifier	LOQ	LOD	DL	Unit	D	Analyzed	Dil Fac
Aluminum	60	U	60	60	20	ug/L		08/07/12 15:49	1
Antimony	**0.26**	**J**	2.0	0.50	0.21	ug/L		08/07/12 15:49	1
Beryllium	0.10	U	1.0	0.10	0.033	ug/L		08/07/12 15:49	1
Cadmium	0.070	U	2.0	0.070	0.023	ug/L		08/07/12 15:49	1
Iron	100	U	150	100	44	ug/L		08/07/12 15:49	1
Sodium	**1600**		1000	400	160	ug/L		08/07/12 15:49	1
Thallium	1.0	U	2.0	1.0	0.32	ug/L		08/07/12 15:49	1
Zinc	20	U	40	20	8.8	ug/L		08/07/12 15:49	1

Method: 7470A/DOD - Mercury (CVAA)

Analyte	Result	Qualifier	LOQ	LOD	DL	Unit	D	Analyzed	Dil Fac
Hg	0.20	U	0.20	0.20	0.12	ug/L		07/30/12 16:50	1

Client Sample ID: FWGFWGMW-007-0087-GW
Date Collected: 07/24/12 15:01
Date Received: 07/25/12 07:30

Lab Sample ID: 240-13468-51
Matrix: Water

Method: 8260B/DoD - Volatile Organic Compounds (GC/MS)

Analyte	Result	Qualifier	LOQ	LOD	DL	Unit	D	Analyzed	Dil Fac
1,1,1-Trichloroethane	0.25	U	1.0	0.25	0.22	ug/L		07/30/12 14:25	1
1,1,2,2-Tetrachloroethane	0.25	U	1.0	0.25	0.18	ug/L		07/30/12 14:25	1
1,1,2-Trichloroethane	0.50	U	1.0	0.50	0.27	ug/L		07/30/12 14:25	1
1,1-Dichloroethane	0.25	U	1.0	0.25	0.15	ug/L		07/30/12 14:25	1
1,1-Dichloroethene	0.25	U	1.0	0.25	0.19	ug/L		07/30/12 14:25	1
1,2-Dichloroethane	0.25	U	1.0	0.25	0.22	ug/L		07/30/12 14:25	1
1,2-Dichloroethene, Total	0.50	U	2.0	0.50	0.34	ug/L		07/30/12 14:25	1
1,2-Dichloropropane	0.25	U	1.0	0.25	0.18	ug/L		07/30/12 14:25	1
2-Hexanone	0.50	U	10	0.50	0.41	ug/L		07/30/12 14:25	1
Bromochloromethane	0.50	U	1.0	0.50	0.29	ug/L		07/30/12 14:25	1
Acetone	**1.4**	**J**	10	1.1	1.1	ug/L		07/30/12 14:25	1
Benzene	0.25	U	1.0	0.25	0.13	ug/L		07/30/12 14:25	1
Bromoform	0.64	U	1.0	0.64	0.64	ug/L		07/30/12 14:25	1
Bromomethane	0.50	U	1.0	0.50	0.41	ug/L		07/30/12 14:25	1
Carbon disulfide	0.25	U	1.0	0.25	0.13	ug/L		07/30/12 14:25	1
Carbon tetrachloride	0.25	U	1.0	0.25	0.13	ug/L		07/30/12 14:25	1
Chlorobenzene	0.25	U	1.0	0.25	0.15	ug/L		07/30/12 14:25	1
Chloroethane	0.50	U	1.0	0.50	0.29	ug/L		07/30/12 14:25	1
Chloroform	0.25	U	1.0	0.25	0.16	ug/L		07/30/12 14:25	1
Chloromethane	0.50	U	1.0	0.50	0.30	ug/L		07/30/12 14:25	1
cis-1,2-Dichloroethene	0.25	U	1.0	0.25	0.17	ug/L		07/30/12 14:25	1
cis-1,3-Dichloropropene	0.25	U	1.0	0.25	0.14	ug/L		07/30/12 14:25	1
Bromodichloromethane	0.25	U	1.0	0.25	0.15	ug/L		07/30/12 14:25	1
Ethylbenzene	0.25	U	1.0	0.25	0.17	ug/L		07/30/12 14:25	1
1,2-Dibromoethane	0.25	U	1.0	0.25	0.24	ug/L		07/30/12 14:25	1
m-Xylene & p-Xylene	0.50	U	2.0	0.50	0.24	ug/L		07/30/12 14:25	1
2-Butanone (MEK)	0.57	U	10	0.57	0.57	ug/L		07/30/12 14:25	1
4-Methyl-2-pentanone (MIBK)	0.50	U	10	0.50	0.32	ug/L		07/30/12 14:25	1
Methylene Chloride	0.50	U	1.0	0.50	0.33	ug/L		07/30/12 14:25	1
o-Xylene	0.25	U	1.0	0.25	0.14	ug/L		07/30/12 14:25	1
Styrene	0.25	U	1.0	0.25	0.11	ug/L		07/30/12 14:25	1
Tetrachloroethene	0.50	U	1.0	0.50	0.29	ug/L		07/30/12 14:25	1
Toluene	0.25	U	1.0	0.25	0.13	ug/L		07/30/12 14:25	1
trans-1,2-Dichloroethene	0.25	U	1.0	0.25	0.19	ug/L		07/30/12 14:25	1
trans-1,3-Dichloropropene	0.25	U	1.0	0.25	0.19	ug/L		07/30/12 14:25	1
Trichloroethene	0.25	U	1.0	0.25	0.17	ug/L		07/30/12 14:25	1
Vinyl chloride	0.25	U	1.0	0.25	0.22	ug/L		07/30/12 14:25	1
Xylenes, Total	0.75	U	2.0	0.75	0.28	ug/L		07/30/12 14:25	1
Dibromochloromethane	0.25	U	1.0	0.25	0.18	ug/L		07/30/12 14:25	1

Surrogate	*%Recovery*	*Qualifier*	*Limits*	*Prepared*	*Analyzed*	*Dil Fac*
1,2-Dichloroethane-d4 (Surr)	*110*		*70 - 120*		*07/30/12 14:25*	*1*
4-Bromofluorobenzene (Surr)	*90*		*75 - 120*		*07/30/12 14:25*	*1*
Toluene-d8 (Surr)	*88*		*85 - 120*		*07/30/12 14:25*	*1*
Dibromofluoromethane (Surr)	*97*		*85 - 115*		*07/30/12 14:25*	*1*

Method: 8081/DOD - Organochlorine Pesticides (GC)

Analyte	Result	Qualifier	LOQ	LOD	DL	Unit	D	Analyzed	Dil Fac
4,4'-DDD	0.0095	U	0.048	0.0095	0.0091	ug/L		08/11/12 00:26	1
4,4'-DDE	0.0095	U	0.048	0.0095	0.0092	ug/L		08/11/12 00:26	1

Client Sample ID: FWGFWGMW-007-0087-GW
Date Collected: 07/24/12 15:01
Date Received: 07/25/12 07:30

Lab Sample ID: 240-13468-51
Matrix: Water

Method: 8081/DOD - Organochlorine Pesticides (GC) (Continued)

Analyte	Result	Qualifier	LOQ	LOD	DL	Unit	D	Analyzed	Dil Fac
4,4'-DDT	0.029	U	0.048	0.029	0.015	ug/L		08/11/12 00:26	1
Aldrin	0.0095	U	0.029	0.0095	0.0078	ug/L		08/11/12 00:26	1
alpha-BHC	0.0095	U	0.029	0.0095	0.0067	ug/L		08/11/12 00:26	1
alpha-Chlordane	0.013	U	0.048	0.013	0.013	ug/L		08/11/12 00:26	1
beta-BHC	0.0095	U	0.048	0.0095	0.0080	ug/L		08/11/12 00:26	1
delta-BHC	0.0095	U	0.048	0.0095	0.0083	ug/L		08/11/12 00:26	1
Dieldrin	0.0095	U	0.029	0.0095	0.0071	ug/L		08/11/12 00:26	1
Endosulfan I	0.012	U	0.048	0.012	0.012	ug/L		08/11/12 00:26	1
Endosulfan II	0.011	U	0.048	0.011	0.011	ug/L		08/11/12 00:26	1
Endosulfan sulfate	0.010	U	0.048	0.010	0.010	ug/L		08/11/12 00:26	1
Endrin	0.010	U	0.048	0.010	0.010	ug/L		08/11/12 00:26	1
Endrin aldehyde	0.010	U	0.048	0.010	0.010	ug/L		08/11/12 00:26	1
Endrin ketone	0.0095	U	0.048	0.0095	0.0074	ug/L		08/11/12 00:26	1
gamma-BHC (Lindane)	0.0095	U	0.048	0.0095	0.0061	ug/L		08/11/12 00:26	1
gamma-Chlordane	0.011	U	0.048	0.011	0.011	ug/L		08/11/12 00:26	1
Heptachlor	0.0095	U	0.029	0.0095	0.0076	ug/L		08/11/12 00:26	1
Heptachlor epoxide	0.0095	U	0.029	0.0095	0.0068	ug/L		08/11/12 00:26	1
Methoxychlor	0.030	U	0.095	0.030	0.030	ug/L		08/11/12 00:26	1
Toxaphene	0.48	U	1.9	0.48	0.30	ug/L		08/11/12 00:26	1

Surrogate	*%Recovery*	*Qualifier*	*Limits*	*Prepared*	*Analyzed*	*Dil Fac*
DCB Decachlorobiphenyl	*30*		*30 - 135*	*07/26/12 10:01*	*08/11/12 00:26*	*1*
DCB Decachlorobiphenyl	*27*	*Q*	*30 - 135*	*07/26/12 10:01*	*08/11/12 00:26*	*1*
Tetrachloro-m-xylene	*69*		*25 - 140*	*07/26/12 10:01*	*08/11/12 00:26*	*1*
Tetrachloro-m-xylene	*73*		*25 - 140*	*07/26/12 10:01*	*08/11/12 00:26*	*1*

Method: 8082/DOD - Polychlorinated Biphenyls (PCBs) by Gas Chromatography

Analyte	Result	Qualifier	LOQ	LOD	DL	Unit	D	Analyzed	Dil Fac
Aroclor-1016	0.19	U	0.48	0.19	0.16	ug/L		08/01/12 02:13	1
Aroclor-1221	0.19	U	0.48	0.19	0.12	ug/L		08/01/12 02:13	1
Aroclor-1232	0.19	U	0.48	0.19	0.15	ug/L		08/01/12 02:13	1
Aroclor-1242	0.38	U	0.48	0.38	0.21	ug/L		08/01/12 02:13	1
Aroclor-1248	0.19	U	0.48	0.19	0.095	ug/L		08/01/12 02:13	1
Aroclor-1254	0.19	U	0.48	0.19	0.15	ug/L		08/01/12 02:13	1
Aroclor-1260	0.19	U	0.48	0.19	0.16	ug/L		08/01/12 02:13	1

Surrogate	*%Recovery*	*Qualifier*	*Limits*	*Prepared*	*Analyzed*	*Dil Fac*
Tetrachloro-m-xylene	*69*		*40 - 140*	*07/26/12 10:12*	*08/01/12 02:13*	*1*
Tetrachloro-m-xylene	*74*		*40 - 140*	*07/26/12 10:12*	*08/01/12 02:13*	*1*
DCB Decachlorobiphenyl	*30*	*Q*	*40 - 135*	*07/26/12 10:12*	*08/01/12 02:13*	*1*
DCB Decachlorobiphenyl	*33*	*Q*	*40 - 135*	*07/26/12 10:12*	*08/01/12 02:13*	*1*

Method: 8330 (Modified) - Organic Compounds by UV/HPLC - Dissolved

Analyte	Result	Qualifier	LOQ	LOD	DL	Unit	D	Analyzed	Dil Fac
Nitroguanidine	6.0	U	20	6.0	2.4	ug/L		07/31/12 18:16	1

Method: 8330/8330A - Nitroaromatics & Nitramines: Explosives (8330/A)

Analyte	Result	Qualifier	LOQ	LOD	DL	Unit	D	Analyzed	Dil Fac
Nitroglycerin	0.51	U	0.66	0.51	0.34	ug/L		08/04/12 14:17	1.02
PETN	0.51	U	0.66	0.51	0.31	ug/L		08/04/12 14:17	1.02
2-Amino-4,6-dinitrotoluene	0.10	U	0.20	0.10	0.017	ug/L		08/04/12 14:17	1.02

Client: Environmental Quality Mgt., Inc.
Project/Site: RVAAP (OH)

TestAmerica Job ID: 240-13468-1

Client Sample ID: FWGFWGMW-007-0087-GW
Date Collected: 07/24/12 15:01
Date Received: 07/25/12 07:30

Lab Sample ID: 240-13468-51
Matrix: Water

Method: 8330/8330A - Nitroaromatics & Nitramines: Explosives (8330/A) (Continued)

Analyte	Result	Qualifier	LOQ	LOD	DL	Unit	D	Analyzed	Dil Fac
4-Amino-2,6-dinitrotoluene	0.10 U		0.10	0.10	0.051	ug/L		08/04/12 14:17	1.02
1,3-Dinitrobenzene	0.10 U		0.10	0.10	0.051	ug/L		08/04/12 14:17	1.02
2,4-Dinitrotoluene	0.10 U		0.10	0.10	0.051	ug/L		08/04/12 14:17	1.02
2,6-Dinitrotoluene	0.10 U		0.10	0.10	0.051	ug/L		08/04/12 14:17	1.02
HMX	0.051 U		0.10	0.051	0.037	ug/L		08/04/12 14:17	1.02
Nitrobenzene	0.10 U		0.10	0.10	0.051	ug/L		08/04/12 14:17	1.02
2-Nitrotoluene	0.10 U		0.51	0.10	0.090	ug/L		08/04/12 14:17	1.02
3-Nitrotoluene	0.10 U		0.51	0.10	0.058	ug/L		08/04/12 14:17	1.02
4-Nitrotoluene	0.10 U		0.66	0.10	0.090	ug/L		08/04/12 14:17	1.02
RDX	0.051 U		0.10	0.051	0.037	ug/L		08/04/12 14:17	1.02
Tetryl	0.10 U		0.10	0.10	0.051	ug/L		08/04/12 14:17	1.02
1,3,5-Trinitrobenzene	0.051 U		0.10	0.051	0.031	ug/L		08/04/12 14:17	1.02
2,4,6-Trinitrotoluene	0.10 U		0.10	0.10	0.051	ug/L		08/04/12 14:17	1.02

Surrogate	*%Recovery*	*Qualifier*	*Limits*	*Prepared*	*Analyzed*	*Dil Fac*
3,4-Dinitrotoluene	*102*		*79 - 111*	*07/30/12 12:00*	*08/04/12 14:17*	*1.02*

General Chemistry

Analyte	Result	Qualifier	LOQ	LOD	DL	Unit	D	Analyzed	Dil Fac
Cyanide, Total	0.010 U		0.010	0.010	0.0050	mg/L		07/26/12 14:33	1
Nitrocellulose	1.0 U		2.0	1.0	0.48	mg/L		08/09/12 13:36	1

Client: Environmental Quality Mgt., Inc.
Project/Site: RVAAP (OH)

TestAmerica Job ID: 240-13468-1

Client Sample ID: FWGFWGMW-007-0087-GF
Date Collected: 07/24/12 15:01
Date Received: 07/25/12 07:30

Lab Sample ID: 240-13468-52
Matrix: Water

Method: 6010B/DOD - Metals (ICP) - Total Recoverable

Analyte	Result	Qualifier	LOQ	LOD	DL	Unit	D	Analyzed	Dil Fac
Arsenic	10	U	10	10	3.3	ug/L		08/07/12 19:30	1
Chromium	4.0	U	7.0	4.0	1.4	ug/L		08/07/12 19:30	1
Cobalt	4.0	U	7.0	4.0	1.5	ug/L		08/07/12 19:30	1
Lead	5.0	U	10	5.0	1.7	ug/L		08/07/12 19:30	1
Selenium	10	U	15	10	4.0	ug/L		08/07/12 19:30	1
Silver	5.0	U	7.0	5.0	1.7	ug/L		08/07/12 19:30	1
Vanadium	4.0	U	7.0	4.0	1.3	ug/L		08/07/12 19:30	1
Barium	**27**	**J**	200	5.0	2.8	ug/L		08/07/12 19:30	1
Calcium	**160000**		5000	1000	630	ug/L		08/07/12 19:30	1
Copper	10	U	25	10	4.4	ug/L		08/07/12 19:30	1
Magnesium	**97000**		5000	300	120	ug/L		08/07/12 19:30	1
Manganese	**130**		15	5.0	1.8	ug/L		08/07/12 19:30	1
Nickel	5.0	U	40	5.0	2.2	ug/L		08/07/12 19:30	1
Potassium	**2300**	**J**	5000	900	300	ug/L		08/07/12 19:30	1

Method: 6020/DOD - Metals (ICP/MS) - Total Recoverable

Analyte	Result	Qualifier	LOQ	LOD	DL	Unit	D	Analyzed	Dil Fac
Aluminum	60	U	60	60	20	ug/L		08/07/12 15:54	1
Antimony	0.50	U	2.0	0.50	0.21	ug/L		08/07/12 15:54	1
Beryllium	0.10	U	1.0	0.10	0.033	ug/L		08/07/12 15:54	1
Cadmium	**0.047**	**J**	2.0	0.070	0.023	ug/L		08/07/12 15:54	1
Iron	100	U	150	100	44	ug/L		08/07/12 15:54	1
Sodium	**12000**		1000	400	160	ug/L		08/07/12 15:54	1
Thallium	1.0	U	2.0	1.0	0.32	ug/L		08/07/12 15:54	1
Zinc	20	U	40	20	8.8	ug/L		08/07/12 15:54	1

Method: 7470A/DOD - Mercury (CVAA)

Analyte	Result	Qualifier	LOQ	LOD	DL	Unit	D	Analyzed	Dil Fac
Hg	0.20	U	0.20	0.20	0.12	ug/L		07/30/12 16:54	1

Client Sample ID: FWGFWGMW-006-0086-GW
Date Collected: 07/24/12 16:37
Date Received: 07/25/12 07:30

Lab Sample ID: 240-13468-53
Matrix: Water

Method: 8260B/DoD - Volatile Organic Compounds (GC/MS)

Analyte	Result	Qualifier	LOQ	LOD	DL	Unit	D	Analyzed	Dil Fac
1,1,1-Trichloroethane	0.25	U	1.0	0.25	0.22	ug/L		07/30/12 14:48	1
1,1,2,2-Tetrachloroethane	0.25	U	1.0	0.25	0.18	ug/L		07/30/12 14:48	1
1,1,2-Trichloroethane	0.50	U	1.0	0.50	0.27	ug/L		07/30/12 14:48	1
1,1-Dichloroethane	0.25	U	1.0	0.25	0.15	ug/L		07/30/12 14:48	1
1,1-Dichloroethene	0.25	U	1.0	0.25	0.19	ug/L		07/30/12 14:48	1
1,2-Dichloroethane	0.25	U	1.0	0.25	0.22	ug/L		07/30/12 14:48	1
1,2-Dichloroethene, Total	0.50	U	2.0	0.50	0.34	ug/L		07/30/12 14:48	1
1,2-Dichloropropane	0.25	U	1.0	0.25	0.18	ug/L		07/30/12 14:48	1
2-Hexanone	0.50	U	10	0.50	0.41	ug/L		07/30/12 14:48	1
Bromochloromethane	0.50	U	1.0	0.50	0.29	ug/L		07/30/12 14:48	1
Acetone	**2.0**	**J**	10	1.1	1.1	ug/L		07/30/12 14:48	1
Benzene	**0.67**	**J**	1.0	0.25	0.13	ug/L		07/30/12 14:48	1
Bromoform	0.64	U	1.0	0.64	0.64	ug/L		07/30/12 14:48	1
Bromomethane	0.50	U	1.0	0.50	0.41	ug/L		07/30/12 14:48	1
Carbon disulfide	0.25	U	1.0	0.25	0.13	ug/L		07/30/12 14:48	1
Carbon tetrachloride	0.25	U	1.0	0.25	0.13	ug/L		07/30/12 14:48	1
Chlorobenzene	0.25	U	1.0	0.25	0.15	ug/L		07/30/12 14:48	1
Chloroethane	0.50	U	1.0	0.50	0.29	ug/L		07/30/12 14:48	1
Chloroform	0.25	U	1.0	0.25	0.16	ug/L		07/30/12 14:48	1
Chloromethane	0.50	U	1.0	0.50	0.30	ug/L		07/30/12 14:48	1
cis-1,2-Dichloroethene	0.25	U	1.0	0.25	0.17	ug/L		07/30/12 14:48	1
cis-1,3-Dichloropropene	0.25	U	1.0	0.25	0.14	ug/L		07/30/12 14:48	1
Bromodichloromethane	0.25	U	1.0	0.25	0.15	ug/L		07/30/12 14:48	1
Ethylbenzene	0.25	U	1.0	0.25	0.17	ug/L		07/30/12 14:48	1
1,2-Dibromoethane	0.25	U	1.0	0.25	0.24	ug/L		07/30/12 14:48	1
m-Xylene & p-Xylene	0.50	U	2.0	0.50	0.24	ug/L		07/30/12 14:48	1
2-Butanone (MEK)	0.57	U	10	0.57	0.57	ug/L		07/30/12 14:48	1
4-Methyl-2-pentanone (MIBK)	0.50	U	10	0.50	0.32	ug/L		07/30/12 14:48	1
Methylene Chloride	0.50	U	1.0	0.50	0.33	ug/L		07/30/12 14:48	1
o-Xylene	0.25	U	1.0	0.25	0.14	ug/L		07/30/12 14:48	1
Styrene	0.25	U	1.0	0.25	0.11	ug/L		07/30/12 14:48	1
Tetrachloroethene	0.50	U	1.0	0.50	0.29	ug/L		07/30/12 14:48	1
Toluene	**0.32**	**J**	1.0	0.25	0.13	ug/L		07/30/12 14:48	1
trans-1,2-Dichloroethene	0.25	U	1.0	0.25	0.19	ug/L		07/30/12 14:48	1
trans-1,3-Dichloropropene	0.25	U	1.0	0.25	0.19	ug/L		07/30/12 14:48	1
Trichloroethene	0.25	U	1.0	0.25	0.17	ug/L		07/30/12 14:48	1
Vinyl chloride	0.25	U	1.0	0.25	0.22	ug/L		07/30/12 14:48	1
Xylenes, Total	0.75	U	2.0	0.75	0.28	ug/L		07/30/12 14:48	1
Dibromochloromethane	0.25	U	1.0	0.25	0.18	ug/L		07/30/12 14:48	1

Surrogate	*%Recovery*	*Qualifier*	*Limits*	*Prepared*	*Analyzed*	*Dil Fac*
1,2-Dichloroethane-d4 (Surr)	*110*		*70 - 120*		*07/30/12 14:48*	*1*
4-Bromofluorobenzene (Surr)	*92*		*75 - 120*		*07/30/12 14:48*	*1*
Toluene-d8 (Surr)	*89*		*85 - 120*		*07/30/12 14:48*	*1*
Dibromofluoromethane (Surr)	*94*		*85 - 115*		*07/30/12 14:48*	*1*

Method: 8081/DOD - Organochlorine Pesticides (GC)

Analyte	Result	Qualifier	LOQ	LOD	DL	Unit	D	Analyzed	Dil Fac
4,4'-DDD	0.0095	U	0.048	0.0095	0.0091	ug/L		08/13/12 18:45	1
4,4'-DDE	0.0095	U	0.048	0.0095	0.0092	ug/L		08/13/12 18:45	1

Client Sample ID: FWGFWGMW-006-0086-GW
Date Collected: 07/24/12 16:37
Date Received: 07/25/12 07:30

Lab Sample ID: 240-13468-53
Matrix: Water

Method: 8081/DOD - Organochlorine Pesticides (GC) (Continued)

Analyte	Result	Qualifier	LOQ	LOD	DL	Unit	D	Analyzed	Dil Fac
4,4'-DDT	0.029	U	0.048	0.029	0.015	ug/L		08/13/12 18:45	1
Aldrin	0.0095	U	0.029	0.0095	0.0078	ug/L		08/13/12 18:45	1
alpha-BHC	0.0095	U	0.029	0.0095	0.0067	ug/L		08/13/12 18:45	1
alpha-Chlordane	0.013	U	0.048	0.013	0.013	ug/L		08/13/12 18:45	1
beta-BHC	0.0095	U J	0.048	0.0095	0.0080	ug/L		08/13/12 18:45	1
delta-BHC	0.0095	U	0.048	0.0095	0.0083	ug/L		08/13/12 18:45	1
Dieldrin	0.0095	U	0.029	0.0095	0.0071	ug/L		08/13/12 18:45	1
Endosulfan I	0.012	U	0.048	0.012	0.012	ug/L		08/13/12 18:45	1
Endosulfan II	0.011	U	0.048	0.011	0.011	ug/L		08/13/12 18:45	1
Endosulfan sulfate	0.010	U	0.048	0.010	0.010	ug/L		08/13/12 18:45	1
Endrin	0.010	U	0.048	0.010	0.010	ug/L		08/13/12 18:45	1
Endrin aldehyde	0.010	U	0.048	0.010	0.010	ug/L		08/13/12 18:45	1
Endrin ketone	0.0095	U	0.048	0.0095	0.0074	ug/L		08/13/12 18:45	1
gamma-BHC (Lindane)	0.0095	U	0.048	0.0095	0.0061	ug/L		08/13/12 18:45	1
gamma-Chlordane	0.011	U	0.048	0.011	0.011	ug/L		08/13/12 18:45	1
Heptachlor	0.0095	U	0.029	0.0095	0.0076	ug/L		08/13/12 18:45	1
Heptachlor epoxide	0.0095	U	0.029	0.0095	0.0068	ug/L		08/13/12 18:45	1
Methoxychlor	0.030	U	0.095	0.030	0.030	ug/L		08/13/12 18:45	1
Toxaphene	0.48	U	1.9	0.48	0.30	ug/L		08/13/12 18:45	1

Surrogate	*%Recovery*	*Qualifier*	*Limits*	*Prepared*	*Analyzed*	*Dil Fac*
DCB Decachlorobiphenyl	*36*		*30 - 135*	*07/26/12 10:01*	*08/13/12 18:45*	*1*
DCB Decachlorobiphenyl	*23*	*Q*	*30 - 135*	*07/26/12 10:01*	*08/13/12 18:45*	*1*
Tetrachloro-m-xylene	*71*		*25 - 140*	*07/26/12 10:01*	*08/13/12 18:45*	*1*
Tetrachloro-m-xylene	*60*		*25 - 140*	*07/26/12 10:01*	*08/13/12 18:45*	*1*

Method: 8082/DOD - Polychlorinated Biphenyls (PCBs) by Gas Chromatography

Analyte	Result	Qualifier	LOQ	LOD	DL	Unit	D	Analyzed	Dil Fac
Aroclor-1016	0.19	U	0.48	0.19	0.16	ug/L		08/01/12 02:29	1
Aroclor-1221	0.19	U	0.48	0.19	0.12	ug/L		08/01/12 02:29	1
Aroclor-1232	0.19	U	0.48	0.19	0.15	ug/L		08/01/12 02:29	1
Aroclor-1242	0.38	U	0.48	0.38	0.21	ug/L		08/01/12 02:29	1
Aroclor-1248	0.19	U	0.48	0.19	0.095	ug/L		08/01/12 02:29	1
Aroclor-1254	0.19	U	0.48	0.19	0.15	ug/L		08/01/12 02:29	1
Aroclor-1260	0.19	U	0.48	0.19	0.16	ug/L		08/01/12 02:29	1

Surrogate	*%Recovery*	*Qualifier*	*Limits*	*Prepared*	*Analyzed*	*Dil Fac*
Tetrachloro-m-xylene	*72*		*40 - 140*	*07/26/12 10:12*	*08/01/12 02:29*	*1*
Tetrachloro-m-xylene	*69*		*40 - 140*	*07/26/12 10:12*	*08/01/12 02:29*	*1*
DCB Decachlorobiphenyl	*26*	*Q*	*40 - 135*	*07/26/12 10:12*	*08/01/12 02:29*	*1*
DCB Decachlorobiphenyl	*28*	*Q*	*40 - 135*	*07/26/12 10:12*	*08/01/12 02:29*	*1*

Method: 8330 (Modified) - Organic Compounds by UV/HPLC - Dissolved

Analyte	Result	Qualifier	LOQ	LOD	DL	Unit	D	Analyzed	Dil Fac
Nitroguanidine	6.0	U	20	6.0	2.4	ug/L		07/31/12 18:45	1

Method: 8330/8330A - Nitroaromatics & Nitramines: Explosives (8330/A)

Analyte	Result	Qualifier	LOQ	LOD	DL	Unit	D	Analyzed	Dil Fac
Nitroglycerin	0.51	U	0.66	0.51	0.34	ug/L		08/04/12 14:58	1.02
PETN	0.51	U	0.66	0.51	0.31	ug/L		08/04/12 14:58	1.02
2-Amino-4,6-dinitrotoluene	0.10	U	0.20	0.10	0.017	ug/L		08/04/12 14:58	1.02

Client: Environmental Quality Mgt., Inc.
Project/Site: RVAAP (OH)

TestAmerica Job ID: 240-13468-1

Client Sample ID: FWGFWGMW-006-0086-GW
Date Collected: 07/24/12 16:37
Date Received: 07/25/12 07:30

Lab Sample ID: 240-13468-53
Matrix: Water

Method: 8330/8330A - Nitroaromatics & Nitramines: Explosives (8330/A) (Continued)

Analyte	Result	Qualifier	LOQ	LOD	DL	Unit	D	Analyzed	Dil Fac
4-Amino-2,6-dinitrotoluene	0.10 U		0.10	0.10	0.051	ug/L		08/04/12 14:58	1.02
1,3-Dinitrobenzene	0.10 U		0.10	0.10	0.051	ug/L		08/04/12 14:58	1.02
2,4-Dinitrotoluene	0.10 U		0.10	0.10	0.051	ug/L		08/04/12 14:58	1.02
2,6-Dinitrotoluene	0.10 U		0.10	0.10	0.051	ug/L		08/04/12 14:58	1.02
HMX	0.051 U		0.10	0.051	0.037	ug/L		08/04/12 14:58	1.02
Nitrobenzene	0.10 U		0.10	0.10	0.051	ug/L		08/04/12 14:58	1.02
2-Nitrotoluene	0.10 U		0.51	0.10	0.090	ug/L		08/04/12 14:58	1.02
3-Nitrotoluene	0.10 U		0.51	0.10	0.058	ug/L		08/04/12 14:58	1.02
4-Nitrotoluene	0.10 U		0.66	0.10	0.090	ug/L		08/04/12 14:58	1.02
RDX	0.051 U		0.10	0.051	0.037	ug/L		08/04/12 14:58	1.02
Tetryl	0.10 U		0.10	0.10	0.051	ug/L		08/04/12 14:58	1.02
1,3,5-Trinitrobenzene	0.051 U		0.10	0.051	0.031	ug/L		08/04/12 14:58	1.02
2,4,6-Trinitrotoluene	0.10 U		0.10	0.10	0.051	ug/L		08/04/12 14:58	1.02

Surrogate	*%Recovery*	*Qualifier*	*Limits*	*Prepared*	*Analyzed*	*Dil Fac*
3,4-Dinitrotoluene	*105*		*79 - 111*	*07/30/12 12:00*	*08/04/12 14:58*	*1.02*

General Chemistry

Analyte	Result	Qualifier	LOQ	LOD	DL	Unit	D	Analyzed	Dil Fac
Cyanide, Total	0.010 U		0.010	0.010	0.0050	mg/L		07/26/12 14:33	1
Nitrocellulose	1.0 U		2.0	1.0	0.48	mg/L		08/09/12 13:38	1

Client Sample ID: FWGFWGMW-006-0086-GF
Date Collected: 07/24/12 16:37
Date Received: 07/25/12 07:30

Lab Sample ID: 240-13468-54
Matrix: Water

Method: 6010B/DOD - Metals (ICP) - Total Recoverable

Analyte	Result	Qualifier	LOQ	LOD	DL	Unit	D	Analyzed	Dil Fac
Arsenic	10	U	10	10	3.3	ug/L		08/07/12 19:34	1
Chromium	4.0	U	7.0	4.0	1.4	ug/L		08/07/12 19:34	1
Cobalt	4.0	U	7.0	4.0	1.5	ug/L		08/07/12 19:34	1
Lead	5.0	U	10	5.0	1.7	ug/L		08/07/12 19:34	1
Selenium	10	U	15	10	4.0	ug/L		08/07/12 19:34	1
Silver	5.0	U	7.0	5.0	1.7	ug/L		08/07/12 19:34	1
Vanadium	4.0	U	7.0	4.0	1.3	ug/L		08/07/12 19:34	1
Barium	**27**	**J**	200	5.0	2.8	ug/L		08/07/12 19:34	1
Calcium	**43000**		5000	1000	630	ug/L		08/07/12 19:34	1
Copper	10	U	25	10	4.4	ug/L		08/07/12 19:34	1
Magnesium	**20000**		5000	300	120	ug/L		08/07/12 19:34	1
Manganese	**2700**		15	5.0	1.8	ug/L		08/07/12 19:34	1
Nickel	5.0	U	40	5.0	2.2	ug/L		08/07/12 19:34	1
Potassium	**1500**	**J**	5000	900	300	ug/L		08/07/12 19:34	1

Method: 6020/DOD - Metals (ICP/MS) - Total Recoverable

Analyte	Result	Qualifier	LOQ	LOD	DL	Unit	D	Analyzed	Dil Fac
Aluminum	60	U	60	60	20	ug/L		08/07/12 15:59	1
Antimony	0.50	U	2.0	0.50	0.21	ug/L		08/07/12 15:59	1
Beryllium	0.10	U	1.0	0.10	0.033	ug/L		08/07/12 15:59	1
Cadmium	0.070	U	2.0	0.070	0.023	ug/L		08/07/12 15:59	1
Iron	**12000**		150	100	44	ug/L		08/07/12 15:59	1
Sodium	**7400**		1000	400	160	ug/L		08/07/12 15:59	1
Thallium	1.0	U	2.0	1.0	0.32	ug/L		08/07/12 15:59	1
Zinc	20	U	40	20	8.8	ug/L		08/07/12 15:59	1

Method: 7470A/DOD - Mercury (CVAA)

Analyte	Result	Qualifier	LOQ	LOD	DL	Unit	D	Analyzed	Dil Fac
Hg	0.20	U	0.20	0.20	0.12	ug/L		07/30/12 16:55	1

Client Sample ID: FWGLL12MW-245C-0106-GW
Date Collected: 07/24/12 09:30
Date Received: 07/25/12 07:30

Lab Sample ID: 240-13468-2
Matrix: Water

Method: 8270C/DoD - Semivolatile Organic Compounds (GC/MS)

Analyte	Result	Qualifier	LOQ	LOD	DL	Unit	D	Analyzed	Dil Fac
Acenaphthene	0.11	U	0.21	0.11	0.11	ug/L		08/23/12 09:54	1
Acenaphthylene	0.11	U	0.21	0.11	0.11	ug/L		08/23/12 09:54	1
Anthracene	0.11	U	0.21	0.11	0.11	ug/L		08/23/12 09:54	1
Benzo[a]anthracene	0.11	U	0.21	0.11	0.11	ug/L		08/23/12 09:54	1
Benzo[a]pyrene	0.11	U	0.21	0.11	0.11	ug/L		08/23/12 09:54	1
Benzo[b]fluoranthene	0.11	U	0.21	0.11	0.11	ug/L		08/23/12 09:54	1
Benzo[g,h,i]perylene	0.11	U	0.21	0.11	0.11	ug/L		08/23/12 09:54	1
Benzo[k]fluoranthene	0.11	U	0.21	0.11	0.11	ug/L		08/23/12 09:54	1
Bis(2-ethylhexyl) phthalate	**1.9**	**J**	2.1	0.85	0.85	ug/L		08/23/12 09:54	1
Butyl benzyl phthalate	0.85	U	1.1	0.85	0.85	ug/L		08/23/12 09:54	1
4-Chloro-3-methylphenol	0.85	U	2.1	0.85	0.85	ug/L		08/23/12 09:54	1
2-Chlorophenol	0.85	U	1.1	0.85	0.31	ug/L		08/23/12 09:54	1
Chrysene	0.11	U	0.21	0.11	0.11	ug/L		08/23/12 09:54	1
Dibenz(a,h)anthracene	0.11	U	0.21	0.11	0.11	ug/L		08/23/12 09:54	1
2,4-Dichlorophenol	0.85	U	2.1	0.85	0.85	ug/L		08/23/12 09:54	1
Diethyl phthalate	0.85	U	1.1	0.85	0.64	ug/L		08/23/12 09:54	1
2,4-Dimethylphenol	0.85	U	2.1	0.85	0.85	ug/L		08/23/12 09:54	1
Dimethyl phthalate	0.85	U	1.1	0.85	0.31	ug/L		08/23/12 09:54	1
Di-n-butyl phthalate	0.85	U	1.1	0.85	0.71	ug/L		08/23/12 09:54	1
4,6-Dinitro-2-methylphenol	2.6	U	5.3	2.6	2.6	ug/L		08/23/12 09:54	1
2,4-Dinitrophenol	2.6	U	5.3	2.6	2.6	ug/L		08/23/12 09:54	1
Di-n-octyl phthalate	0.85	U	1.1	0.85	0.85	ug/L		08/23/12 09:54	1
Fluoranthene	0.11	U	0.21	0.11	0.11	ug/L		08/23/12 09:54	1
Fluorene	0.11	U	0.21	0.11	0.11	ug/L		08/23/12 09:54	1
Indeno[1,2,3-cd]pyrene	0.11	U	0.21	0.11	0.11	ug/L		08/23/12 09:54	1
2-Methylphenol	0.85	U	1.1	0.85	0.85	ug/L		08/23/12 09:54	1
3 & 4 Methylphenol	0.85	U	2.1	0.85	0.85	ug/L		08/23/12 09:54	1
Naphthalene	0.11	U	0.21	0.11	0.11	ug/L		08/23/12 09:54	1
2-Nitrophenol	0.85	U	2.1	0.85	0.30	ug/L		08/23/12 09:54	1
4-Nitrophenol	2.6	U	5.3	2.6	2.6	ug/L		08/23/12 09:54	1
Pentachlorophenol	2.6	U	5.3	2.6	2.6	ug/L		08/23/12 09:54	1
Phenanthrene	0.11	U	0.21	0.11	0.11	ug/L		08/23/12 09:54	1
Phenol	0.85	U	1.1	0.85	0.64	ug/L		08/23/12 09:54	1
Pyrene	0.11	U	0.21	0.11	0.11	ug/L		08/23/12 09:54	1
2,4,5-Trichlorophenol	0.85	U	5.3	0.85	0.32	ug/L		08/23/12 09:54	1
2,4,6-Trichlorophenol	0.85	U	5.3	0.85	0.85	ug/L		08/23/12 09:54	1

Surrogate	*%Recovery*	*Qualifier*	*Limits*	*Prepared*	*Analyzed*	*Dil Fac*
2-Fluorobiphenyl (Surr)	*55*		*50 - 110*	*07/26/12 09:38*	*08/23/12 09:54*	*1*
2-Fluorophenol (Surr)	*68*		*20 - 110*	*07/26/12 09:38*	*08/23/12 09:54*	*1*
Nitrobenzene-d5 (Surr)	*58*		*40 - 110*	*07/26/12 09:38*	*08/23/12 09:54*	*1*
Phenol-d5 (Surr)	*70*		*10 - 115*	*07/26/12 09:38*	*08/23/12 09:54*	*1*
Terphenyl-d14 (Surr)	*60*		*50 - 135*	*07/26/12 09:38*	*08/23/12 09:54*	*1*
2,4,6-Tribromophenol (Surr)	*79*		*40 - 125*	*07/26/12 09:38*	*08/23/12 09:54*	*1*

Client Sample ID: FWGLL12MW-DUP5-0143-GW
Date Collected: 07/24/12 11:00
Date Received: 07/25/12 07:30

Lab Sample ID: 240-13468-4
Matrix: Water

Method: 8270C/DoD - Semivolatile Organic Compounds (GC/MS)

Analyte	Result	Qualifier	LOQ	LOD	DL	Unit	D	Analyzed	Dil Fac
Acenaphthene	0.095	U	0.19	0.095	0.095	ug/L		08/23/12 10:12	1
Acenaphthylene	0.095	U	0.19	0.095	0.095	ug/L		08/23/12 10:12	1
Anthracene	0.095	U	0.19	0.095	0.095	ug/L		08/23/12 10:12	1
Benzo[a]anthracene	0.095	U	0.19	0.095	0.095	ug/L		08/23/12 10:12	1
Benzo[a]pyrene	0.095	U	0.19	0.095	0.095	ug/L		08/23/12 10:12	1
Benzo[b]fluoranthene	0.095	U	0.19	0.095	0.095	ug/L		08/23/12 10:12	1
Benzo[g,h,i]perylene	0.095	U	0.19	0.095	0.095	ug/L		08/23/12 10:12	1
Benzo[k]fluoranthene	0.095	U	0.19	0.095	0.095	ug/L		08/23/12 10:12	1
Bis(2-ethylhexyl) phthalate	**0.95**	**J**	1.9	0.76	0.76	ug/L		08/23/12 10:12	1
Butyl benzyl phthalate	0.76	U	0.95	0.76	0.76	ug/L		08/23/12 10:12	1
4-Chloro-3-methylphenol	0.76	U	1.9	0.76	0.76	ug/L		08/23/12 10:12	1
2-Chlorophenol	0.76	U	0.95	0.76	0.28	ug/L		08/23/12 10:12	1
Chrysene	0.095	U	0.19	0.095	0.095	ug/L		08/23/12 10:12	1
Dibenz(a,h)anthracene	0.095	U	0.19	0.095	0.095	ug/L		08/23/12 10:12	1
2,4-Dichlorophenol	0.76	U	1.9	0.76	0.76	ug/L		08/23/12 10:12	1
Diethyl phthalate	0.76	U	0.95	0.76	0.57	ug/L		08/23/12 10:12	1
2,4-Dimethylphenol	0.76	U	1.9	0.76	0.76	ug/L		08/23/12 10:12	1
Dimethyl phthalate	0.76	U	0.95	0.76	0.28	ug/L		08/23/12 10:12	1
Di-n-butyl phthalate	0.76	U	0.95	0.76	0.64	ug/L		08/23/12 10:12	1
4,6-Dinitro-2-methylphenol	2.3	U	4.8	2.3	2.3	ug/L		08/23/12 10:12	1
2,4-Dinitrophenol	2.3	U	4.8	2.3	2.3	ug/L		08/23/12 10:12	1
Di-n-octyl phthalate	0.76	U	0.95	0.76	0.76	ug/L		08/23/12 10:12	1
Fluoranthene	0.095	U	0.19	0.095	0.095	ug/L		08/23/12 10:12	1
Fluorene	0.095	U	0.19	0.095	0.095	ug/L		08/23/12 10:12	1
Indeno[1,2,3-cd]pyrene	0.095	U	0.19	0.095	0.095	ug/L		08/23/12 10:12	1
2-Methylphenol	0.76	U	0.95	0.76	0.76	ug/L		08/23/12 10:12	1
3 & 4 Methylphenol	0.76	U	1.9	0.76	0.76	ug/L		08/23/12 10:12	1
Naphthalene	0.095	U	0.19	0.095	0.095	ug/L		08/23/12 10:12	1
2-Nitrophenol	0.76	U	1.9	0.76	0.27	ug/L		08/23/12 10:12	1
4-Nitrophenol	2.3	U	4.8	2.3	2.3	ug/L		08/23/12 10:12	1
Pentachlorophenol	2.3	U	4.8	2.3	2.3	ug/L		08/23/12 10:12	1
Phenanthrene	0.095	U	0.19	0.095	0.095	ug/L		08/23/12 10:12	1
Phenol	0.76	U	0.95	0.76	0.57	ug/L		08/23/12 10:12	1
Pyrene	0.095	U	0.19	0.095	0.095	ug/L		08/23/12 10:12	1
2,4,5-Trichlorophenol	0.76	U	4.8	0.76	0.29	ug/L		08/23/12 10:12	1
2,4,6-Trichlorophenol	0.76	U	4.8	0.76	0.76	ug/L		08/23/12 10:12	1

Surrogate	*%Recovery*	*Qualifier*	*Limits*	*Prepared*	*Analyzed*	*Dil Fac*
2-Fluorobiphenyl (Surr)	*56*		*50 - 110*	*07/26/12 09:38*	*08/23/12 10:12*	*1*
2-Fluorophenol (Surr)	*71*		*20 - 110*	*07/26/12 09:38*	*08/23/12 10:12*	*1*
Nitrobenzene-d5 (Surr)	*59*		*40 - 110*	*07/26/12 09:38*	*08/23/12 10:12*	*1*
Phenol-d5 (Surr)	*72*		*10 - 115*	*07/26/12 09:38*	*08/23/12 10:12*	*1*
Terphenyl-d14 (Surr)	*66*		*50 - 135*	*07/26/12 09:38*	*08/23/12 10:12*	*1*
2,4,6-Tribromophenol (Surr)	*79*		*40 - 125*	*07/26/12 09:38*	*08/23/12 10:12*	*1*

Client: Environmental Quality Mgt., Inc.
Project/Site: RVAAP (OH)

TestAmerica Job ID: 240-13468-2

Client Sample ID: FWGCBPMW-002C-0072-GW
Date Collected: 07/24/12 14:10
Date Received: 07/25/12 07:30

Lab Sample ID: 240-13468-7
Matrix: Water

Method: 8270C/DoD - Semivolatile Organic Compounds (GC/MS)

Analyte	Result	Qualifier	LOQ	LOD	DL	Unit	D	Analyzed	Dil Fac
Bis(2-ethylhexyl) phthalate	**0.91**	**J**	1.9	0.76	0.76	ug/L		08/23/12 10:30	1
Butyl benzyl phthalate	0.76	U	0.95	0.76	0.76	ug/L		08/23/12 10:30	1
Diethyl phthalate	0.76	U	0.95	0.76	0.57	ug/L		08/23/12 10:30	1
Dimethyl phthalate	0.76	U	0.95	0.76	0.28	ug/L		08/23/12 10:30	1
Di-n-butyl phthalate	0.76	U	0.95	0.76	0.64	ug/L		08/23/12 10:30	1
Di-n-octyl phthalate	0.76	U	0.95	0.76	0.76	ug/L		08/23/12 10:30	1

Surrogate	*%Recovery*	*Qualifier*	*Limits*	*Prepared*	*Analyzed*	*Dil Fac*
2-Fluorobiphenyl (Surr)	*57*		*50 - 110*	*07/26/12 09:38*	*08/23/12 10:30*	*1*
2-Fluorophenol (Surr)	*71*		*20 - 110*	*07/26/12 09:38*	*08/23/12 10:30*	*1*
Nitrobenzene-d5 (Surr)	*57*		*40 - 110*	*07/26/12 09:38*	*08/23/12 10:30*	*1*
Phenol-d5 (Surr)	*72*		*10 - 115*	*07/26/12 09:38*	*08/23/12 10:30*	*1*
Terphenyl-d14 (Surr)	*70*		*50 - 135*	*07/26/12 09:38*	*08/23/12 10:30*	*1*
2,4,6-Tribromophenol (Surr)	*80*		*40 - 125*	*07/26/12 09:38*	*08/23/12 10:30*	*1*

Client Sample ID: FWGCBPMW-009-0073-GW
Date Collected: 07/24/12 15:20
Date Received: 07/25/12 07:30

Lab Sample ID: 240-13468-8
Matrix: Water

Method: 8270C/DoD - Semivolatile Organic Compounds (GC/MS)

Analyte	Result	Qualifier	LOQ	LOD	DL	Unit	D	Analyzed	Dil Fac
Acenaphthene	0.095	U	0.19	0.095	0.095	ug/L		08/23/12 10:49	1
Acenaphthylene	0.095	U	0.19	0.095	0.095	ug/L		08/23/12 10:49	1
Anthracene	0.095	U	0.19	0.095	0.095	ug/L		08/23/12 10:49	1
Benzo[a]anthracene	0.095	U	0.19	0.095	0.095	ug/L		08/23/12 10:49	1
Benzo[a]pyrene	0.095	U	0.19	0.095	0.095	ug/L		08/23/12 10:49	1
Benzo[b]fluoranthene	0.095	U	0.19	0.095	0.095	ug/L		08/23/12 10:49	1
Benzo[g,h,i]perylene	0.095	U	0.19	0.095	0.095	ug/L		08/23/12 10:49	1
Benzoic acid	9.5	U	24	9.5	9.5	ug/L		08/23/12 10:49	1
Benzo[k]fluoranthene	0.095	U	0.19	0.095	0.095	ug/L		08/23/12 10:49	1
Benzyl alcohol	0.76	U	4.8	0.76	0.36	ug/L		08/23/12 10:49	1
Bis(2-chloroethoxy)methane	0.76	U	0.95	0.76	0.30	ug/L		08/23/12 10:49	1
Bis(2-chloroethyl)ether	0.095	U	0.95	0.095	0.095	ug/L		08/23/12 10:49	1
Bis(2-ethylhexyl) phthalate	**0.88**	**J**	1.9	0.76	0.76	ug/L		08/23/12 10:49	1
4-Bromophenyl phenyl ether	0.76	U	1.9	0.76	0.76	ug/L		08/23/12 10:49	1
Butyl benzyl phthalate	0.76	U	0.95	0.76	0.76	ug/L		08/23/12 10:49	1
Carbazole	0.76	U	0.95	0.76	0.27	ug/L		08/23/12 10:49	1
4-Chloroaniline	0.76	U	1.9	0.76	0.76	ug/L		08/23/12 10:49	1
4-Chloro-3-methylphenol	0.76	U	1.9	0.76	0.76	ug/L		08/23/12 10:49	1
2-Chloronaphthalene	0.095	U Q	0.95	0.095	0.095	ug/L		08/23/12 10:49	1
2-Chlorophenol	0.76	U	0.95	0.76	0.28	ug/L		08/23/12 10:49	1
4-Chlorophenyl phenyl ether	0.76	U	1.9	0.76	0.29	ug/L		08/23/12 10:49	1
Chrysene	0.095	U	0.19	0.095	0.095	ug/L		08/23/12 10:49	1
Dibenz(a,h)anthracene	0.095	U	0.19	0.095	0.095	ug/L		08/23/12 10:49	1
Dibenzofuran	0.095	U	0.95	0.095	0.095	ug/L		08/23/12 10:49	1
1,2-Dichlorobenzene	0.76	U	0.95	0.76	0.28	ug/L		08/23/12 10:49	1
1,3-Dichlorobenzene	0.76	U	0.95	0.76	0.76	ug/L		08/23/12 10:49	1
1,4-Dichlorobenzene	0.76	U	0.95	0.76	0.32	ug/L		08/23/12 10:49	1
3,3'-Dichlorobenzidine	0.76	U	4.8	0.76	0.35	ug/L		08/23/12 10:49	1
2,4-Dichlorophenol	0.76	U	1.9	0.76	0.76	ug/L		08/23/12 10:49	1
Diethyl phthalate	0.76	U	0.95	0.76	0.57	ug/L		08/23/12 10:49	1
2,4-Dimethylphenol	0.76	U	1.9	0.76	0.76	ug/L		08/23/12 10:49	1
Dimethyl phthalate	0.76	U	0.95	0.76	0.28	ug/L		08/23/12 10:49	1
Di-n-butyl phthalate	0.76	U	0.95	0.76	0.64	ug/L		08/23/12 10:49	1
4,6-Dinitro-2-methylphenol	2.3	U	4.8	2.3	2.3	ug/L		08/23/12 10:49	1
2,4-Dinitrophenol	2.3	U	4.8	2.3	2.3	ug/L		08/23/12 10:49	1
Di-n-octyl phthalate	0.76	U	0.95	0.76	0.76	ug/L		08/23/12 10:49	1
Fluoranthene	0.095	U	0.19	0.095	0.095	ug/L		08/23/12 10:49	1
Fluorene	0.095	U	0.19	0.095	0.095	ug/L		08/23/12 10:49	1
Hexachlorobenzene	0.095	U	0.19	0.095	0.095	ug/L		08/23/12 10:49	1
Hexachlorobutadiene	0.76	U	0.95	0.76	0.26	ug/L		08/23/12 10:49	1
Hexachlorocyclopentadiene	0.76	U	9.5	0.76	0.76	ug/L		08/23/12 10:49	1
Hexachloroethane	0.76	U	0.95	0.76	0.76	ug/L		08/23/12 10:49	1
Indeno[1,2,3-cd]pyrene	0.095	U	0.19	0.095	0.095	ug/L		08/23/12 10:49	1
Isophorone	0.76	U	0.95	0.76	0.26	ug/L		08/23/12 10:49	1
2-Methylnaphthalene	0.095	U	0.19	0.095	0.095	ug/L		08/23/12 10:49	1
2-Methylphenol	0.76	U	0.95	0.76	0.76	ug/L		08/23/12 10:49	1
3 & 4 Methylphenol	0.76	U	1.9	0.76	0.76	ug/L		08/23/12 10:49	1
Naphthalene	0.095	U	0.19	0.095	0.095	ug/L		08/23/12 10:49	1
2-Nitroaniline	0.76	U	1.9	0.76	0.76	ug/L		08/23/12 10:49	1

Client: Environmental Quality Mgt., Inc.
Project/Site: RVAAP (OH)

TestAmerica Job ID: 240-13468-2

Client Sample ID: FWGCBPMW-009-0073-GW
Date Collected: 07/24/12 15:20
Date Received: 07/25/12 07:30

Lab Sample ID: 240-13468-8
Matrix: Water

Method: 8270C/DoD - Semivolatile Organic Compounds (GC/MS) (Continued)

Analyte	Result	Qualifier	LOQ	LOD	DL	Unit	D	Analyzed	Dil Fac
3-Nitroaniline	0.76	U	1.9	0.76	0.27	ug/L		08/23/12 10:49	1
4-Nitroaniline	0.76	U	1.9	0.76	0.76	ug/L		08/23/12 10:49	1
2-Nitrophenol	0.76	U	1.9	0.76	0.27	ug/L		08/23/12 10:49	1
4-Nitrophenol	2.3	U	4.8	2.3	2.3	ug/L		08/23/12 10:49	1
N-Nitrosodi-n-propylamine	0.76	U	0.95	0.76	0.76	ug/L		08/23/12 10:49	1
N-Nitrosodiphenylamine	0.76	U	0.95	0.76	0.30	ug/L		08/23/12 10:49	1
2,2'-oxybis[1-chloropropane]	0.76	U	0.95	0.76	0.38	ug/L		08/23/12 10:49	1
Pentachlorophenol	2.3	U	4.8	2.3	2.3	ug/L		08/23/12 10:49	1
Phenanthrene	0.095	U	0.19	0.095	0.095	ug/L		08/23/12 10:49	1
Phenol	0.76	U	0.95	0.76	0.57	ug/L		08/23/12 10:49	1
Pyrene	0.095	U	0.19	0.095	0.095	ug/L		08/23/12 10:49	1
1,2,4-Trichlorobenzene	0.76	U	0.95	0.76	0.27	ug/L		08/23/12 10:49	1
2,4,5-Trichlorophenol	0.76	U	4.8	0.76	0.29	ug/L		08/23/12 10:49	1
2,4,6-Trichlorophenol	0.76	U	4.8	0.76	0.76	ug/L		08/23/12 10:49	1

Surrogate	*%Recovery*	*Qualifier*	*Limits*	*Prepared*	*Analyzed*	*Dil Fac*
2-Fluorobiphenyl (Surr)	*53*		*50 - 110*	*07/26/12 09:38*	*08/23/12 10:49*	*1*
2-Fluorophenol (Surr)	*65*		*20 - 110*	*07/26/12 09:38*	*08/23/12 10:49*	*1*
Nitrobenzene-d5 (Surr)	*57*		*40 - 110*	*07/26/12 09:38*	*08/23/12 10:49*	*1*
Phenol-d5 (Surr)	*67*		*10 - 115*	*07/26/12 09:38*	*08/23/12 10:49*	*1*
Terphenyl-d14 (Surr)	*79*		*50 - 135*	*07/26/12 09:38*	*08/23/12 10:49*	*1*
2,4,6-Tribromophenol (Surr)	*77*		*40 - 125*	*07/26/12 09:38*	*08/23/12 10:49*	*1*

Client Sample ID: FWGCBPMW-DUP2-0140-GW
Date Collected: 07/24/12 16:20
Date Received: 07/25/12 07:30

Lab Sample ID: 240-13468-10
Matrix: Water

Method: 8270C/DoD - Semivolatile Organic Compounds (GC/MS)

Analyte	Result	Qualifier	LOQ	LOD	DL	Unit	D	Analyzed	Dil Fac
Acenaphthene	0.095	U	0.19	0.095	0.095	ug/L		08/23/12 11:25	1
Acenaphthylene	0.095	U	0.19	0.095	0.095	ug/L		08/23/12 11:25	1
Anthracene	0.095	U	0.19	0.095	0.095	ug/L		08/23/12 11:25	1
Benzo[a]anthracene	0.095	U	0.19	0.095	0.095	ug/L		08/23/12 11:25	1
Benzo[a]pyrene	0.095	U	0.19	0.095	0.095	ug/L		08/23/12 11:25	1
Benzo[b]fluoranthene	0.095	U	0.19	0.095	0.095	ug/L		08/23/12 11:25	1
Benzo[g,h,i]perylene	0.095	U	0.19	0.095	0.095	ug/L		08/23/12 11:25	1
Benzoic acid	9.5	U	24	9.5	9.5	ug/L		08/23/12 11:25	1
Benzo[k]fluoranthene	0.095	U	0.19	0.095	0.095	ug/L		08/23/12 11:25	1
Benzyl alcohol	0.76	U	4.8	0.76	0.36	ug/L		08/23/12 11:25	1
Bis(2-chloroethoxy)methane	0.76	U	0.95	0.76	0.30	ug/L		08/23/12 11:25	1
Bis(2-chloroethyl)ether	0.095	U	0.95	0.095	0.095	ug/L		08/23/12 11:25	1
Bis(2-ethylhexyl) phthalate	**0.90**	**J**	1.9	0.76	0.76	ug/L		08/23/12 11:25	1
4-Bromophenyl phenyl ether	0.76	U	1.9	0.76	0.76	ug/L		08/23/12 11:25	1
Butyl benzyl phthalate	0.76	U	0.95	0.76	0.76	ug/L		08/23/12 11:25	1
Carbazole	0.76	U	0.95	0.76	0.27	ug/L		08/23/12 11:25	1
4-Chloroaniline	0.76	U	1.9	0.76	0.76	ug/L		08/23/12 11:25	1
4-Chloro-3-methylphenol	0.76	U	1.9	0.76	0.76	ug/L		08/23/12 11:25	1
2-Chloronaphthalene	0.095	U Q	0.95	0.095	0.095	ug/L		08/23/12 11:25	1
2-Chlorophenol	0.76	U	0.95	0.76	0.28	ug/L		08/23/12 11:25	1
4-Chlorophenyl phenyl ether	0.76	U	1.9	0.76	0.29	ug/L		08/23/12 11:25	1
Chrysene	0.095	U	0.19	0.095	0.095	ug/L		08/23/12 11:25	1
Dibenz(a,h)anthracene	0.095	U	0.19	0.095	0.095	ug/L		08/23/12 11:25	1
Dibenzofuran	0.095	U	0.95	0.095	0.095	ug/L		08/23/12 11:25	1
1,2-Dichlorobenzene	0.76	U	0.95	0.76	0.28	ug/L		08/23/12 11:25	1
1,3-Dichlorobenzene	0.76	U	0.95	0.76	0.76	ug/L		08/23/12 11:25	1
1,4-Dichlorobenzene	0.76	U	0.95	0.76	0.32	ug/L		08/23/12 11:25	1
3,3'-Dichlorobenzidine	0.76	U	4.8	0.76	0.35	ug/L		08/23/12 11:25	1
2,4-Dichlorophenol	0.76	U	1.9	0.76	0.76	ug/L		08/23/12 11:25	1
Diethyl phthalate	0.76	U	0.95	0.76	0.57	ug/L		08/23/12 11:25	1
2,4-Dimethylphenol	0.76	U	1.9	0.76	0.76	ug/L		08/23/12 11:25	1
Dimethyl phthalate	0.76	U	0.95	0.76	0.28	ug/L		08/23/12 11:25	1
Di-n-butyl phthalate	0.76	U	0.95	0.76	0.64	ug/L		08/23/12 11:25	1
4,6-Dinitro-2-methylphenol	2.3	U	4.8	2.3	2.3	ug/L		08/23/12 11:25	1
2,4-Dinitrophenol	2.3	U	4.8	2.3	2.3	ug/L		08/23/12 11:25	1
Di-n-octyl phthalate	0.76	U	0.95	0.76	0.76	ug/L		08/23/12 11:25	1
Fluoranthene	0.095	U	0.19	0.095	0.095	ug/L		08/23/12 11:25	1
Fluorene	0.095	U	0.19	0.095	0.095	ug/L		08/23/12 11:25	1
Hexachlorobenzene	0.095	U	0.19	0.095	0.095	ug/L		08/23/12 11:25	1
Hexachlorobutadiene	0.76	U	0.95	0.76	0.26	ug/L		08/23/12 11:25	1
Hexachlorocyclopentadiene	0.76	U	9.5	0.76	0.76	ug/L		08/23/12 11:25	1
Hexachloroethane	0.76	U	0.95	0.76	0.76	ug/L		08/23/12 11:25	1
Indeno[1,2,3-cd]pyrene	0.095	U	0.19	0.095	0.095	ug/L		08/23/12 11:25	1
Isophorone	0.76	U	0.95	0.76	0.26	ug/L		08/23/12 11:25	1
2-Methylnaphthalene	0.095	U	0.19	0.095	0.095	ug/L		08/23/12 11:25	1
2-Methylphenol	0.76	U	0.95	0.76	0.76	ug/L		08/23/12 11:25	1
3 & 4 Methylphenol	0.76	U	1.9	0.76	0.76	ug/L		08/23/12 11:25	1
Naphthalene	0.095	U	0.19	0.095	0.095	ug/L		08/23/12 11:25	1
2-Nitroaniline	0.76	U	1.9	0.76	0.76	ug/L		08/23/12 11:25	1

Client: Environmental Quality Mgt., Inc.
Project/Site: RVAAP (OH)

TestAmerica Job ID: 240-13468-2

Client Sample ID: FWGCBPMW-DUP2-0140-GW
Date Collected: 07/24/12 16:20
Date Received: 07/25/12 07:30

Lab Sample ID: 240-13468-10
Matrix: Water

Method: 8270C/DoD - Semivolatile Organic Compounds (GC/MS) (Continued)

Analyte	Result	Qualifier	LOQ	LOD	DL	Unit	D	Analyzed	Dil Fac
3-Nitroaniline	0.76	U	1.9	0.76	0.27	ug/L		08/23/12 11:25	1
4-Nitroaniline	0.76	U	1.9	0.76	0.76	ug/L		08/23/12 11:25	1
2-Nitrophenol	0.76	U	1.9	0.76	0.27	ug/L		08/23/12 11:25	1
4-Nitrophenol	2.3	U	4.8	2.3	2.3	ug/L		08/23/12 11:25	1
N-Nitrosodi-n-propylamine	0.76	U	0.95	0.76	0.76	ug/L		08/23/12 11:25	1
N-Nitrosodiphenylamine	0.76	U	0.95	0.76	0.30	ug/L		08/23/12 11:25	1
2,2'-oxybis[1-chloropropane]	0.76	U	0.95	0.76	0.38	ug/L		08/23/12 11:25	1
Pentachlorophenol	2.3	U	4.8	2.3	2.3	ug/L		08/23/12 11:25	1
Phenanthrene	0.095	U	0.19	0.095	0.095	ug/L		08/23/12 11:25	1
Phenol	0.76	U	0.95	0.76	0.57	ug/L		08/23/12 11:25	1
Pyrene	0.095	U	0.19	0.095	0.095	ug/L		08/23/12 11:25	1
1,2,4-Trichlorobenzene	0.76	U	0.95	0.76	0.27	ug/L		08/23/12 11:25	1
2,4,5-Trichlorophenol	0.76	U	4.8	0.76	0.29	ug/L		08/23/12 11:25	1
2,4,6-Trichlorophenol	0.76	U	4.8	0.76	0.76	ug/L		08/23/12 11:25	1

Surrogate	*%Recovery*	*Qualifier*	*Limits*	*Prepared*	*Analyzed*	*Dil Fac*
2-Fluorobiphenyl (Surr)	*57*		*50 - 110*	*07/26/12 09:38*	*08/23/12 11:25*	*1*
2-Fluorophenol (Surr)	*72*		*20 - 110*	*07/26/12 09:38*	*08/23/12 11:25*	*1*
Nitrobenzene-d5 (Surr)	*58*		*40 - 110*	*07/26/12 09:38*	*08/23/12 11:25*	*1*
Phenol-d5 (Surr)	*70*		*10 - 115*	*07/26/12 09:38*	*08/23/12 11:25*	*1*
Terphenyl-d14 (Surr)	*90*		*50 - 135*	*07/26/12 09:38*	*08/23/12 11:25*	*1*
2,4,6-Tribromophenol (Surr)	*85*		*40 - 125*	*07/26/12 09:38*	*08/23/12 11:25*	*1*

Client: Environmental Quality Mgt., Inc.
Project/Site: RVAAP (OH)

TestAmerica Job ID: 240-13468-2

Client Sample ID: FWGLL3MW-241C-0115-GW
Date Collected: 07/24/12 17:35
Date Received: 07/25/12 07:30

Lab Sample ID: 240-13468-12
Matrix: Water

Method: 8270C/DoD - Semivolatile Organic Compounds (GC/MS)

Analyte	Result	Qualifier	LOQ	LOD	DL	Unit	D	Analyzed	Dil Fac
Bis(2-ethylhexyl) phthalate	**0.92**	**J**	1.9	0.76	0.76	ug/L		08/23/12 11:07	1
Butyl benzyl phthalate	0.76	U	0.95	0.76	0.76	ug/L		08/23/12 11:07	1
Diethyl phthalate	0.76	U	0.95	0.76	0.57	ug/L		08/23/12 11:07	1
Dimethyl phthalate	0.76	U	0.95	0.76	0.28	ug/L		08/23/12 11:07	1
Di-n-butyl phthalate	0.76	U	0.95	0.76	0.64	ug/L		08/23/12 11:07	1
Di-n-octyl phthalate	0.76	U	0.95	0.76	0.76	ug/L		08/23/12 11:07	1

Surrogate	*%Recovery*	*Qualifier*	*Limits*	*Prepared*	*Analyzed*	*Dil Fac*
2-Fluorobiphenyl (Surr)	*56*		*50 - 110*	*07/26/12 09:38*	*08/23/12 11:07*	*1*
2-Fluorophenol (Surr)	*63*		*20 - 110*	*07/26/12 09:38*	*08/23/12 11:07*	*1*
Nitrobenzene-d5 (Surr)	*51*		*40 - 110*	*07/26/12 09:38*	*08/23/12 11:07*	*1*
Phenol-d5 (Surr)	*71*		*10 - 115*	*07/26/12 09:38*	*08/23/12 11:07*	*1*
Terphenyl-d14 (Surr)	*74*		*50 - 135*	*07/26/12 09:38*	*08/23/12 11:07*	*1*
2,4,6-Tribromophenol (Surr)	*83*		*40 - 125*	*07/26/12 09:38*	*08/23/12 11:07*	*1*

Client Sample ID: FWGLL12MW-247-0108-GW
Date Collected: 07/24/12 10:12
Date Received: 07/25/12 07:30

Lab Sample ID: 240-13468-17
Matrix: Water

Method: 8270C/DoD - Semivolatile Organic Compounds (GC/MS)

Analyte	Result	Qualifier	LOQ	LOD	DL	Unit	D	Analyzed	Dil Fac
Acenaphthene	0.10	U	0.20	0.10	0.10	ug/L		08/22/12 18:57	1
Acenaphthylene	0.10	U	0.20	0.10	0.10	ug/L		08/22/12 18:57	1
Anthracene	0.10	U	0.20	0.10	0.10	ug/L		08/22/12 18:57	1
Benzo[a]anthracene	0.10	U	0.20	0.10	0.10	ug/L		08/22/12 18:57	1
Benzo[a]pyrene	0.10	U	0.20	0.10	0.10	ug/L		08/22/12 18:57	1
Benzo[b]fluoranthene	0.10	U	0.20	0.10	0.10	ug/L		08/22/12 18:57	1
Benzo[g,h,i]perylene	0.10	U	0.20	0.10	0.10	ug/L		08/22/12 18:57	1
Benzoic acid	10	U	25	10	10	ug/L		08/22/12 18:57	1
Benzo[k]fluoranthene	0.10	U	0.20	0.10	0.10	ug/L		08/22/12 18:57	1
Benzyl alcohol	0.80	U	5.0	0.80	0.38	ug/L		08/22/12 18:57	1
Bis(2-chloroethoxy)methane	0.80	U	1.0	0.80	0.32	ug/L		08/22/12 18:57	1
Bis(2-chloroethyl)ether	0.10	U	1.0	0.10	0.10	ug/L		08/22/12 18:57	1
Bis(2-ethylhexyl) phthalate	**1.0**	**J**	2.0	0.80	0.80	ug/L		08/22/12 18:57	1
4-Bromophenyl phenyl ether	0.80	U	2.0	0.80	0.80	ug/L		08/22/12 18:57	1
Butyl benzyl phthalate	0.80	U	1.0	0.80	0.80	ug/L		08/22/12 18:57	1
Carbazole	0.80	U	1.0	0.80	0.28	ug/L		08/22/12 18:57	1
4-Chloroaniline	0.80	U	2.0	0.80	0.80	ug/L		08/22/12 18:57	1
4-Chloro-3-methylphenol	0.80	U	2.0	0.80	0.80	ug/L		08/22/12 18:57	1
2-Chloronaphthalene	0.10	U	1.0	0.10	0.10	ug/L		08/22/12 18:57	1
2-Chlorophenol	0.80	U	1.0	0.80	0.29	ug/L		08/22/12 18:57	1
4-Chlorophenyl phenyl ether	0.80	U	2.0	0.80	0.30	ug/L		08/22/12 18:57	1
Chrysene	0.10	U	0.20	0.10	0.10	ug/L		08/22/12 18:57	1
Dibenz(a,h)anthracene	0.10	U	0.20	0.10	0.10	ug/L		08/22/12 18:57	1
Dibenzofuran	0.10	U	1.0	0.10	0.10	ug/L		08/22/12 18:57	1
1,2-Dichlorobenzene	0.80	U	1.0	0.80	0.29	ug/L		08/22/12 18:57	1
1,3-Dichlorobenzene	0.80	U	1.0	0.80	0.80	ug/L		08/22/12 18:57	1
1,4-Dichlorobenzene	0.80	U	1.0	0.80	0.34	ug/L		08/22/12 18:57	1
3,3'-Dichlorobenzidine	0.80	U	5.0	0.80	0.37	ug/L		08/22/12 18:57	1
2,4-Dichlorophenol	0.80	U	2.0	0.80	0.80	ug/L		08/22/12 18:57	1
Diethyl phthalate	0.80	U	1.0	0.80	0.60	ug/L		08/22/12 18:57	1
2,4-Dimethylphenol	0.80	U	2.0	0.80	0.80	ug/L		08/22/12 18:57	1
Dimethyl phthalate	0.80	U	1.0	0.80	0.29	ug/L		08/22/12 18:57	1
Di-n-butyl phthalate	0.80	U	1.0	0.80	0.67	ug/L		08/22/12 18:57	1
4,6-Dinitro-2-methylphenol	2.4	U	5.0	2.4	2.4	ug/L		08/22/12 18:57	1
2,4-Dinitrophenol	2.4	U	5.0	2.4	2.4	ug/L		08/22/12 18:57	1
Di-n-octyl phthalate	0.80	U	1.0	0.80	0.80	ug/L		08/22/12 18:57	1
Fluoranthene	0.10	U	0.20	0.10	0.10	ug/L		08/22/12 18:57	1
Fluorene	0.10	U	0.20	0.10	0.10	ug/L		08/22/12 18:57	1
Hexachlorobenzene	0.10	U	0.20	0.10	0.10	ug/L		08/22/12 18:57	1
Hexachlorobutadiene	0.80	U	1.0	0.80	0.27	ug/L		08/22/12 18:57	1
Hexachlorocyclopentadiene	0.80	U	10	0.80	0.80	ug/L		08/22/12 18:57	1
Hexachloroethane	0.80	U	1.0	0.80	0.80	ug/L		08/22/12 18:57	1
Indeno[1,2,3-cd]pyrene	0.10	U	0.20	0.10	0.10	ug/L		08/22/12 18:57	1
Isophorone	0.80	U	1.0	0.80	0.27	ug/L		08/22/12 18:57	1
2-Methylnaphthalene	0.10	U	0.20	0.10	0.10	ug/L		08/22/12 18:57	1
2-Methylphenol	0.80	U	1.0	0.80	0.80	ug/L		08/22/12 18:57	1
3 & 4 Methylphenol	0.80	U	2.0	0.80	0.80	ug/L		08/22/12 18:57	1
Naphthalene	0.10	U	0.20	0.10	0.10	ug/L		08/22/12 18:57	1
2-Nitroaniline	0.80	U	2.0	0.80	0.80	ug/L		08/22/12 18:57	1

Client Sample ID: FWGLL12MW-247-0108-GW
Date Collected: 07/24/12 10:12
Date Received: 07/25/12 07:30

Lab Sample ID: 240-13468-17
Matrix: Water

Method: 8270C/DoD - Semivolatile Organic Compounds (GC/MS) (Continued)

Analyte	Result	Qualifier	LOQ	LOD	DL	Unit	D	Analyzed	Dil Fac
3-Nitroaniline	0.80	U	2.0	0.80	0.28	ug/L		08/22/12 18:57	1
4-Nitroaniline	0.80	U	2.0	0.80	0.80	ug/L		08/22/12 18:57	1
2-Nitrophenol	0.80	U	2.0	0.80	0.28	ug/L		08/22/12 18:57	1
4-Nitrophenol	2.4	U	5.0	2.4	2.4	ug/L		08/22/12 18:57	1
N-Nitrosodi-n-propylamine	0.80	U	1.0	0.80	0.80	ug/L		08/22/12 18:57	1
N-Nitrosodiphenylamine	0.80	U	1.0	0.80	0.31	ug/L		08/22/12 18:57	1
2,2'-oxybis[1-chloropropane]	0.80	U	1.0	0.80	0.40	ug/L		08/22/12 18:57	1
Pentachlorophenol	2.4	U	5.0	2.4	2.4	ug/L		08/22/12 18:57	1
Phenanthrene	0.10	U	0.20	0.10	0.10	ug/L		08/22/12 18:57	1
Phenol	0.80	U	1.0	0.80	0.60	ug/L		08/22/12 18:57	1
Pyrene	0.10	U	0.20	0.10	0.10	ug/L		08/22/12 18:57	1
1,2,4-Trichlorobenzene	0.80	U	1.0	0.80	0.28	ug/L		08/22/12 18:57	1
2,4,5-Trichlorophenol	0.80	U	5.0	0.80	0.30	ug/L		08/22/12 18:57	1
2,4,6-Trichlorophenol	0.80	U	5.0	0.80	0.80	ug/L		08/22/12 18:57	1

Surrogate	*%Recovery*	*Qualifier*	*Limits*	*Prepared*	*Analyzed*	*Dil Fac*
2-Fluorobiphenyl (Surr)	*49*	*Q*	*50 - 110*	*07/26/12 09:55*	*08/22/12 18:57*	*1*
2-Fluorophenol (Surr)	*56*		*20 - 110*	*07/26/12 09:55*	*08/22/12 18:57*	*1*
Nitrobenzene-d5 (Surr)	*54*		*40 - 110*	*07/26/12 09:55*	*08/22/12 18:57*	*1*
Phenol-d5 (Surr)	*60*		*10 - 115*	*07/26/12 09:55*	*08/22/12 18:57*	*1*
Terphenyl-d14 (Surr)	*69*		*50 - 135*	*07/26/12 09:55*	*08/22/12 18:57*	*1*
2,4,6-Tribromophenol (Surr)	*70*		*40 - 125*	*07/26/12 09:55*	*08/22/12 18:57*	*1*

Client Sample ID: FWGSCFMW-002-0130-GW
Date Collected: 07/24/12 11:28
Date Received: 07/25/12 07:30

Lab Sample ID: 240-13468-19
Matrix: Water

Method: 8270C/DoD - Semivolatile Organic Compounds (GC/MS)

Analyte	Result	Qualifier	LOQ	LOD	DL	Unit	D	Analyzed	Dil Fac
Acenaphthene	0.095	U	0.19	0.095	0.095	ug/L		08/22/12 19:16	1
Acenaphthylene	0.095	U	0.19	0.095	0.095	ug/L		08/22/12 19:16	1
Anthracene	0.095	U	0.19	0.095	0.095	ug/L		08/22/12 19:16	1
Benzo[a]anthracene	0.095	U	0.19	0.095	0.095	ug/L		08/22/12 19:16	1
Benzo[a]pyrene	0.095	U	0.19	0.095	0.095	ug/L		08/22/12 19:16	1
Benzo[b]fluoranthene	0.095	U	0.19	0.095	0.095	ug/L		08/22/12 19:16	1
Benzo[g,h,i]perylene	0.095	U	0.19	0.095	0.095	ug/L		08/22/12 19:16	1
Benzo[k]fluoranthene	0.095	U	0.19	0.095	0.095	ug/L		08/22/12 19:16	1
Bis(2-ethylhexyl) phthalate	0.76	U	1.9	0.76	0.76	ug/L		08/22/12 19:16	1
Butyl benzyl phthalate	0.76	U	0.95	0.76	0.76	ug/L		08/22/12 19:16	1
4-Chloro-3-methylphenol	0.76	U	1.9	0.76	0.76	ug/L		08/22/12 19:16	1
2-Chlorophenol	0.76	U	0.95	0.76	0.28	ug/L		08/22/12 19:16	1
Chrysene	0.095	U	0.19	0.095	0.095	ug/L		08/22/12 19:16	1
Dibenz(a,h)anthracene	0.095	U	0.19	0.095	0.095	ug/L		08/22/12 19:16	1
2,4-Dichlorophenol	0.76	U	1.9	0.76	0.76	ug/L		08/22/12 19:16	1
Diethyl phthalate	0.76	U	0.95	0.76	0.57	ug/L		08/22/12 19:16	1
2,4-Dimethylphenol	0.76	U	1.9	0.76	0.76	ug/L		08/22/12 19:16	1
Dimethyl phthalate	0.76	U	0.95	0.76	0.28	ug/L		08/22/12 19:16	1
Di-n-butyl phthalate	0.76	U	0.95	0.76	0.64	ug/L		08/22/12 19:16	1
4,6-Dinitro-2-methylphenol	2.3	U	4.8	2.3	2.3	ug/L		08/22/12 19:16	1
2,4-Dinitrophenol	2.3	U	4.8	2.3	2.3	ug/L		08/22/12 19:16	1
Di-n-octyl phthalate	0.76	U	0.95	0.76	0.76	ug/L		08/22/12 19:16	1
Fluoranthene	0.095	U	0.19	0.095	0.095	ug/L		08/22/12 19:16	1
Fluorene	0.095	U	0.19	0.095	0.095	ug/L		08/22/12 19:16	1
Indeno[1,2,3-cd]pyrene	0.095	U	0.19	0.095	0.095	ug/L		08/22/12 19:16	1
2-Methylphenol	0.76	U	0.95	0.76	0.76	ug/L		08/22/12 19:16	1
3 & 4 Methylphenol	0.76	U	1.9	0.76	0.76	ug/L		08/22/12 19:16	1
Naphthalene	0.095	U	0.19	0.095	0.095	ug/L		08/22/12 19:16	1
2-Nitrophenol	0.76	U	1.9	0.76	0.27	ug/L		08/22/12 19:16	1
4-Nitrophenol	2.3	U	4.8	2.3	2.3	ug/L		08/22/12 19:16	1
Pentachlorophenol	2.3	U	4.8	2.3	2.3	ug/L		08/22/12 19:16	1
Phenanthrene	0.095	U	0.19	0.095	0.095	ug/L		08/22/12 19:16	1
Phenol	0.76	U	0.95	0.76	0.57	ug/L		08/22/12 19:16	1
Pyrene	0.095	U	0.19	0.095	0.095	ug/L		08/22/12 19:16	1
2,4,5-Trichlorophenol	0.76	U	4.8	0.76	0.29	ug/L		08/22/12 19:16	1
2,4,6-Trichlorophenol	0.76	U	4.8	0.76	0.76	ug/L		08/22/12 19:16	1

Surrogate	*%Recovery*	*Qualifier*	*Limits*	*Prepared*	*Analyzed*	*Dil Fac*
2-Fluorobiphenyl (Surr)	*39*	*Q*	*50 - 110*	*07/26/12 09:55*	*08/22/12 19:16*	*1*
2-Fluorophenol (Surr)	*42*		*20 - 110*	*07/26/12 09:55*	*08/22/12 19:16*	*1*
Nitrobenzene-d5 (Surr)	*41*		*40 - 110*	*07/26/12 09:55*	*08/22/12 19:16*	*1*
Phenol-d5 (Surr)	*45*		*10 - 115*	*07/26/12 09:55*	*08/22/12 19:16*	*1*
Terphenyl-d14 (Surr)	*59*		*50 - 135*	*07/26/12 09:55*	*08/22/12 19:16*	*1*
2,4,6-Tribromophenol (Surr)	*46*		*40 - 125*	*07/26/12 09:55*	*08/22/12 19:16*	*1*

Client Sample ID: FWGEQUIPRINSE2-0155-GW
Lab Sample ID: 240-13468-21
Date Collected: 07/24/12 12:08
Matrix: Water
Date Received: 07/25/12 07:30

Method: 8270C/DoD - Semivolatile Organic Compounds (GC/MS)

Analyte	Result	Qualifier	LOQ	LOD	DL	Unit	D	Analyzed	Dil Fac
Acenaphthene	0.11	U	0.21	0.11	0.11	ug/L		08/22/12 20:15	1
Acenaphthylene	0.11	U	0.21	0.11	0.11	ug/L		08/22/12 20:15	1
Anthracene	0.11	U	0.21	0.11	0.11	ug/L		08/22/12 20:15	1
Benzo[a]anthracene	0.11	U	0.21	0.11	0.11	ug/L		08/22/12 20:15	1
Benzo[a]pyrene	0.11	U	0.21	0.11	0.11	ug/L		08/22/12 20:15	1
Benzo[b]fluoranthene	0.11	U	0.21	0.11	0.11	ug/L		08/22/12 20:15	1
Benzo[g,h,i]perylene	0.11	U	0.21	0.11	0.11	ug/L		08/22/12 20:15	1
Benzoic acid	11	U	26	11	11	ug/L		08/22/12 20:15	1
Benzo[k]fluoranthene	0.11	U	0.21	0.11	0.11	ug/L		08/22/12 20:15	1
Benzyl alcohol	0.84	U	5.3	0.84	0.40	ug/L		08/22/12 20:15	1
Bis(2-chloroethoxy)methane	0.84	U	1.1	0.84	0.34	ug/L		08/22/12 20:15	1
Bis(2-chloroethyl)ether	0.11	U	1.1	0.11	0.11	ug/L		08/22/12 20:15	1
Bis(2-ethylhexyl) phthalate	0.84	U	2.1	0.84	0.84	ug/L		08/22/12 20:15	1
4-Bromophenyl phenyl ether	0.84	U	2.1	0.84	0.84	ug/L		08/22/12 20:15	1
Butyl benzyl phthalate	0.84	U	1.1	0.84	0.84	ug/L		08/22/12 20:15	1
Carbazole	0.84	U	1.1	0.84	0.29	ug/L		08/22/12 20:15	1
4-Chloroaniline	0.84	U	2.1	0.84	0.84	ug/L		08/22/12 20:15	1
4-Chloro-3-methylphenol	0.84	U	2.1	0.84	0.84	ug/L		08/22/12 20:15	1
2-Chloronaphthalene	0.11	U	1.1	0.11	0.11	ug/L		08/22/12 20:15	1
2-Chlorophenol	0.84	U	1.1	0.84	0.31	ug/L		08/22/12 20:15	1
4-Chlorophenyl phenyl ether	0.84	U	2.1	0.84	0.32	ug/L		08/22/12 20:15	1
Chrysene	0.11	U	0.21	0.11	0.11	ug/L		08/22/12 20:15	1
Dibenz(a,h)anthracene	0.11	U	0.21	0.11	0.11	ug/L		08/22/12 20:15	1
Dibenzofuran	0.11	U	1.1	0.11	0.11	ug/L		08/22/12 20:15	1
1,2-Dichlorobenzene	0.84	U	1.1	0.84	0.31	ug/L		08/22/12 20:15	1
1,3-Dichlorobenzene	0.84	U	1.1	0.84	0.84	ug/L		08/22/12 20:15	1
1,4-Dichlorobenzene	0.84	U	1.1	0.84	0.36	ug/L		08/22/12 20:15	1
3,3'-Dichlorobenzidine	0.84	U	5.3	0.84	0.39	ug/L		08/22/12 20:15	1
2,4-Dichlorophenol	0.84	U	2.1	0.84	0.84	ug/L		08/22/12 20:15	1
Diethyl phthalate	0.84	U	1.1	0.84	0.63	ug/L		08/22/12 20:15	1
2,4-Dimethylphenol	0.84	U	2.1	0.84	0.84	ug/L		08/22/12 20:15	1
Dimethyl phthalate	0.84	U	1.1	0.84	0.31	ug/L		08/22/12 20:15	1
Di-n-butyl phthalate	0.84	U	1.1	0.84	0.71	ug/L		08/22/12 20:15	1
4,6-Dinitro-2-methylphenol	2.5	U	5.3	2.5	2.5	ug/L		08/22/12 20:15	1
2,4-Dinitrophenol	2.5	U	5.3	2.5	2.5	ug/L		08/22/12 20:15	1
Di-n-octyl phthalate	0.84	U	1.1	0.84	0.84	ug/L		08/22/12 20:15	1
Fluoranthene	0.11	U	0.21	0.11	0.11	ug/L		08/22/12 20:15	1
Fluorene	0.11	U	0.21	0.11	0.11	ug/L		08/22/12 20:15	1
Hexachlorobenzene	0.11	U	0.21	0.11	0.11	ug/L		08/22/12 20:15	1
Hexachlorobutadiene	0.84	U	1.1	0.84	0.28	ug/L		08/22/12 20:15	1
Hexachlorocyclopentadiene	0.84	U	11	0.84	0.84	ug/L		08/22/12 20:15	1
Hexachloroethane	0.84	U	1.1	0.84	0.84	ug/L		08/22/12 20:15	1
Indeno[1,2,3-cd]pyrene	0.11	U	0.21	0.11	0.11	ug/L		08/22/12 20:15	1
Isophorone	0.84	U	1.1	0.84	0.28	ug/L		08/22/12 20:15	1
2-Methylnaphthalene	0.11	U	0.21	0.11	0.11	ug/L		08/22/12 20:15	1
2-Methylphenol	0.84	U	1.1	0.84	0.84	ug/L		08/22/12 20:15	1
3 & 4 Methylphenol	0.84	U	2.1	0.84	0.84	ug/L		08/22/12 20:15	1
Naphthalene	0.11	U	0.21	0.11	0.11	ug/L		08/22/12 20:15	1
2-Nitroaniline	0.84	U	2.1	0.84	0.84	ug/L		08/22/12 20:15	1

Client Sample ID: FWGEQUIPRINSE2-0155-GW
Date Collected: 07/24/12 12:08
Date Received: 07/25/12 07:30

Lab Sample ID: 240-13468-21
Matrix: Water

Method: 8270C/DoD - Semivolatile Organic Compounds (GC/MS) (Continued)

Analyte	Result	Qualifier	LOQ	LOD	DL	Unit	D	Analyzed	Dil Fac
3-Nitroaniline	0.84	U	2.1	0.84	0.29	ug/L		08/22/12 20:15	1
4-Nitroaniline	0.84	U	2.1	0.84	0.84	ug/L		08/22/12 20:15	1
2-Nitrophenol	0.84	U	2.1	0.84	0.29	ug/L		08/22/12 20:15	1
4-Nitrophenol	2.5	U	5.3	2.5	2.5	ug/L		08/22/12 20:15	1
N-Nitrosodi-n-propylamine	0.84	U	1.1	0.84	0.84	ug/L		08/22/12 20:15	1
N-Nitrosodiphenylamine	0.84	U	1.1	0.84	0.33	ug/L		08/22/12 20:15	1
2,2'-oxybis[1-chloropropane]	0.84	U	1.1	0.84	0.42	ug/L		08/22/12 20:15	1
Pentachlorophenol	2.5	U	5.3	2.5	2.5	ug/L		08/22/12 20:15	1
Phenanthrene	0.11	U	0.21	0.11	0.11	ug/L		08/22/12 20:15	1
Phenol	0.84	U	1.1	0.84	0.63	ug/L		08/22/12 20:15	1
Pyrene	0.11	U	0.21	0.11	0.11	ug/L		08/22/12 20:15	1
1,2,4-Trichlorobenzene	0.84	U	1.1	0.84	0.29	ug/L		08/22/12 20:15	1
2,4,5-Trichlorophenol	0.84	U	5.3	0.84	0.32	ug/L		08/22/12 20:15	1
2,4,6-Trichlorophenol	0.84	U	5.3	0.84	0.84	ug/L		08/22/12 20:15	1

Surrogate	*%Recovery*	*Qualifier*	*Limits*	*Prepared*	*Analyzed*	*Dil Fac*
2-Fluorobiphenyl (Surr)	*50*		*50 - 110*	*07/26/12 09:55*	*08/22/12 20:15*	*1*
2-Fluorophenol (Surr)	*59*		*20 - 110*	*07/26/12 09:55*	*08/22/12 20:15*	*1*
Nitrobenzene-d5 (Surr)	*53*		*40 - 110*	*07/26/12 09:55*	*08/22/12 20:15*	*1*
Phenol-d5 (Surr)	*62*		*10 - 115*	*07/26/12 09:55*	*08/22/12 20:15*	*1*
Terphenyl-d14 (Surr)	*75*		*50 - 135*	*07/26/12 09:55*	*08/22/12 20:15*	*1*
2,4,6-Tribromophenol (Surr)	*58*		*40 - 125*	*07/26/12 09:55*	*08/22/12 20:15*	*1*

Client: Environmental Quality Mgt., Inc.
Project/Site: RVAAP (OH)

TestAmerica Job ID: 240-13468-2

Client Sample ID: FWGLL11MW-011-0099-GW
Date Collected: 07/24/12 14:42
Date Received: 07/25/12 07:30

Lab Sample ID: 240-13468-22
Matrix: Water

Method: 8270C/DoD - Semivolatile Organic Compounds (GC/MS)

Analyte	Result	Qualifier	LOQ	LOD	DL	Unit	D	Analyzed	Dil Fac
Acenaphthene	0.098	U	0.20	0.098	0.098	ug/L		08/22/12 20:34	1
Acenaphthylene	0.098	U	0.20	0.098	0.098	ug/L		08/22/12 20:34	1
Anthracene	0.098	U	0.20	0.098	0.098	ug/L		08/22/12 20:34	1
Benzo[a]anthracene	0.098	U	0.20	0.098	0.098	ug/L		08/22/12 20:34	1
Benzo[a]pyrene	0.098	U	0.20	0.098	0.098	ug/L		08/22/12 20:34	1
Benzo[b]fluoranthene	0.098	U	0.20	0.098	0.098	ug/L		08/22/12 20:34	1
Benzo[g,h,i]perylene	0.098	U	0.20	0.098	0.098	ug/L		08/22/12 20:34	1
Benzoic acid	9.8	U	25	9.8	9.8	ug/L		08/22/12 20:34	1
Benzo[k]fluoranthene	0.098	U	0.20	0.098	0.098	ug/L		08/22/12 20:34	1
Benzyl alcohol	0.78	U	4.9	0.78	0.37	ug/L		08/22/12 20:34	1
Bis(2-chloroethoxy)methane	0.78	U	0.98	0.78	0.31	ug/L		08/22/12 20:34	1
Bis(2-chloroethyl)ether	0.098	U	0.98	0.098	0.098	ug/L		08/22/12 20:34	1
Bis(2-ethylhexyl) phthalate	**1.2**	**J**	2.0	0.78	0.78	ug/L		08/22/12 20:34	1
4-Bromophenyl phenyl ether	0.78	U	2.0	0.78	0.78	ug/L		08/22/12 20:34	1
Butyl benzyl phthalate	0.78	U	0.98	0.78	0.78	ug/L		08/22/12 20:34	1
Carbazole	0.78	U	0.98	0.78	0.27	ug/L		08/22/12 20:34	1
4-Chloroaniline	0.78	U	2.0	0.78	0.78	ug/L		08/22/12 20:34	1
4-Chloro-3-methylphenol	0.78	U	2.0	0.78	0.78	ug/L		08/22/12 20:34	1
2-Chloronaphthalene	0.098	U	0.98	0.098	0.098	ug/L		08/22/12 20:34	1
2-Chlorophenol	0.78	U	0.98	0.78	0.28	ug/L		08/22/12 20:34	1
4-Chlorophenyl phenyl ether	0.78	U	2.0	0.78	0.29	ug/L		08/22/12 20:34	1
Chrysene	0.098	U	0.20	0.098	0.098	ug/L		08/22/12 20:34	1
Dibenz(a,h)anthracene	0.098	U	0.20	0.098	0.098	ug/L		08/22/12 20:34	1
Dibenzofuran	0.098	U	0.98	0.098	0.098	ug/L		08/22/12 20:34	1
1,2-Dichlorobenzene	0.78	U	0.98	0.78	0.28	ug/L		08/22/12 20:34	1
1,3-Dichlorobenzene	0.78	U	0.98	0.78	0.78	ug/L		08/22/12 20:34	1
1,4-Dichlorobenzene	0.78	U	0.98	0.78	0.33	ug/L		08/22/12 20:34	1
3,3'-Dichlorobenzidine	0.78	U	4.9	0.78	0.36	ug/L		08/22/12 20:34	1
2,4-Dichlorophenol	0.78	U	2.0	0.78	0.78	ug/L		08/22/12 20:34	1
Diethyl phthalate	0.78	U	0.98	0.78	0.59	ug/L		08/22/12 20:34	1
2,4-Dimethylphenol	0.78	U	2.0	0.78	0.78	ug/L		08/22/12 20:34	1
Dimethyl phthalate	0.78	U	0.98	0.78	0.28	ug/L		08/22/12 20:34	1
Di-n-butyl phthalate	0.78	U	0.98	0.78	0.66	ug/L		08/22/12 20:34	1
4,6-Dinitro-2-methylphenol	2.4	U	4.9	2.4	2.4	ug/L		08/22/12 20:34	1
2,4-Dinitrophenol	2.4	U	4.9	2.4	2.4	ug/L		08/22/12 20:34	1
Di-n-octyl phthalate	0.78	U	0.98	0.78	0.78	ug/L		08/22/12 20:34	1
Fluoranthene	0.098	U	0.20	0.098	0.098	ug/L		08/22/12 20:34	1
Fluorene	0.098	U	0.20	0.098	0.098	ug/L		08/22/12 20:34	1
Hexachlorobenzene	0.098	U	0.20	0.098	0.098	ug/L		08/22/12 20:34	1
Hexachlorobutadiene	0.78	U	0.98	0.78	0.26	ug/L		08/22/12 20:34	1
Hexachlorocyclopentadiene	0.78	U	9.8	0.78	0.78	ug/L		08/22/12 20:34	1
Hexachloroethane	0.78	U	0.98	0.78	0.78	ug/L		08/22/12 20:34	1
Indeno[1,2,3-cd]pyrene	0.098	U	0.20	0.098	0.098	ug/L		08/22/12 20:34	1
Isophorone	0.78	U	0.98	0.78	0.26	ug/L		08/22/12 20:34	1
2-Methylnaphthalene	0.098	U	0.20	0.098	0.098	ug/L		08/22/12 20:34	1
2-Methylphenol	0.78	U	0.98	0.78	0.78	ug/L		08/22/12 20:34	1
3 & 4 Methylphenol	0.78	U	2.0	0.78	0.78	ug/L		08/22/12 20:34	1
Naphthalene	0.098	U	0.20	0.098	0.098	ug/L		08/22/12 20:34	1
2-Nitroaniline	0.78	U	2.0	0.78	0.78	ug/L		08/22/12 20:34	1

Client: Environmental Quality Mgt., Inc.
Project/Site: RVAAP (OH)

TestAmerica Job ID: 240-13468-2

Client Sample ID: FWGLL11MW-011-0099-GW
Date Collected: 07/24/12 14:42
Date Received: 07/25/12 07:30

Lab Sample ID: 240-13468-22
Matrix: Water

Method: 8270C/DoD - Semivolatile Organic Compounds (GC/MS) (Continued)

Analyte	Result	Qualifier	LOQ	LOD	DL	Unit	D	Analyzed	Dil Fac
3-Nitroaniline	0.78	U	2.0	0.78	0.27	ug/L		08/22/12 20:34	1
4-Nitroaniline	0.78	U	2.0	0.78	0.78	ug/L		08/22/12 20:34	1
2-Nitrophenol	0.78	U	2.0	0.78	0.27	ug/L		08/22/12 20:34	1
4-Nitrophenol	2.4	U	4.9	2.4	2.4	ug/L		08/22/12 20:34	1
N-Nitrosodi-n-propylamine	0.78	U	0.98	0.78	0.78	ug/L		08/22/12 20:34	1
N-Nitrosodiphenylamine	0.78	U	0.98	0.78	0.30	ug/L		08/22/12 20:34	1
2,2'-oxybis[1-chloropropane]	0.78	U	0.98	0.78	0.39	ug/L		08/22/12 20:34	1
Pentachlorophenol	2.4	U	4.9	2.4	2.4	ug/L		08/22/12 20:34	1
Phenanthrene	0.098	U	0.20	0.098	0.098	ug/L		08/22/12 20:34	1
Phenol	0.78	U	0.98	0.78	0.59	ug/L		08/22/12 20:34	1
Pyrene	0.098	U	0.20	0.098	0.098	ug/L		08/22/12 20:34	1
1,2,4-Trichlorobenzene	0.78	U	0.98	0.78	0.27	ug/L		08/22/12 20:34	1
2,4,5-Trichlorophenol	0.78	U	4.9	0.78	0.29	ug/L		08/22/12 20:34	1
2,4,6-Trichlorophenol	0.78	U	4.9	0.78	0.78	ug/L		08/22/12 20:34	1

Surrogate	*%Recovery*	*Qualifier*	*Limits*	*Prepared*	*Analyzed*	*Dil Fac*
2-Fluorobiphenyl (Surr)	*45*	*Q*	*50 - 110*	*07/26/12 09:55*	*08/22/12 20:34*	*1*
2-Fluorophenol (Surr)	*50*		*20 - 110*	*07/26/12 09:55*	*08/22/12 20:34*	*1*
Nitrobenzene-d5 (Surr)	*47*		*40 - 110*	*07/26/12 09:55*	*08/22/12 20:34*	*1*
Phenol-d5 (Surr)	*53*		*10 - 115*	*07/26/12 09:55*	*08/22/12 20:34*	*1*
Terphenyl-d14 (Surr)	*68*		*50 - 135*	*07/26/12 09:55*	*08/22/12 20:34*	*1*
2,4,6-Tribromophenol (Surr)	*59*		*40 - 125*	*07/26/12 09:55*	*08/22/12 20:34*	*1*

Client Sample ID: FWGLL11MW-012-0100-GW
Date Collected: 07/24/12 15:38
Date Received: 07/25/12 07:30

Lab Sample ID: 240-13468-24
Matrix: Water

Method: 8270C/DoD - Semivolatile Organic Compounds (GC/MS)

Analyte	Result	Qualifier	LOQ	LOD	DL	Unit	D	Analyzed	Dil Fac
Acenaphthene	0.10	U	0.20	0.10	0.10	ug/L		08/22/12 20:54	1
Acenaphthylene	0.10	U	0.20	0.10	0.10	ug/L		08/22/12 20:54	1
Anthracene	0.10	U	0.20	0.10	0.10	ug/L		08/22/12 20:54	1
Benzo[a]anthracene	0.10	U	0.20	0.10	0.10	ug/L		08/22/12 20:54	1
Benzo[a]pyrene	0.10	U	0.20	0.10	0.10	ug/L		08/22/12 20:54	1
Benzo[b]fluoranthene	0.10	U	0.20	0.10	0.10	ug/L		08/22/12 20:54	1
Benzo[g,h,i]perylene	0.10	U	0.20	0.10	0.10	ug/L		08/22/12 20:54	1
Benzoic acid	10	U	26	10	10	ug/L		08/22/12 20:54	1
Benzo[k]fluoranthene	0.10	U	0.20	0.10	0.10	ug/L		08/22/12 20:54	1
Benzyl alcohol	0.82	U	5.1	0.82	0.39	ug/L		08/22/12 20:54	1
Bis(2-chloroethoxy)methane	0.82	U	1.0	0.82	0.33	ug/L		08/22/12 20:54	1
Bis(2-chloroethyl)ether	0.10	U	1.0	0.10	0.10	ug/L		08/22/12 20:54	1
Bis(2-ethylhexyl) phthalate	**1.3**	**J**	2.0	0.82	0.82	ug/L		08/22/12 20:54	1
4-Bromophenyl phenyl ether	0.82	U	2.0	0.82	0.82	ug/L		08/22/12 20:54	1
Butyl benzyl phthalate	0.82	U	1.0	0.82	0.82	ug/L		08/22/12 20:54	1
Carbazole	0.82	U	1.0	0.82	0.29	ug/L		08/22/12 20:54	1
4-Chloroaniline	0.82	U	2.0	0.82	0.82	ug/L		08/22/12 20:54	1
4-Chloro-3-methylphenol	0.82	U	2.0	0.82	0.82	ug/L		08/22/12 20:54	1
2-Chloronaphthalene	0.10	U	1.0	0.10	0.10	ug/L		08/22/12 20:54	1
2-Chlorophenol	0.82	U	1.0	0.82	0.30	ug/L		08/22/12 20:54	1
4-Chlorophenyl phenyl ether	0.82	U	2.0	0.82	0.31	ug/L		08/22/12 20:54	1
Chrysene	0.10	U	0.20	0.10	0.10	ug/L		08/22/12 20:54	1
Dibenz(a,h)anthracene	0.10	U	0.20	0.10	0.10	ug/L		08/22/12 20:54	1
Dibenzofuran	0.10	U	1.0	0.10	0.10	ug/L		08/22/12 20:54	1
1,2-Dichlorobenzene	0.82	U	1.0	0.82	0.30	ug/L		08/22/12 20:54	1
1,3-Dichlorobenzene	0.82	U	1.0	0.82	0.82	ug/L		08/22/12 20:54	1
1,4-Dichlorobenzene	0.82	U	1.0	0.82	0.35	ug/L		08/22/12 20:54	1
3,3'-Dichlorobenzidine	0.82	U	5.1	0.82	0.38	ug/L		08/22/12 20:54	1
2,4-Dichlorophenol	0.82	U	2.0	0.82	0.82	ug/L		08/22/12 20:54	1
Diethyl phthalate	0.82	U	1.0	0.82	0.61	ug/L		08/22/12 20:54	1
2,4-Dimethylphenol	0.82	U	2.0	0.82	0.82	ug/L		08/22/12 20:54	1
Dimethyl phthalate	0.82	U	1.0	0.82	0.30	ug/L		08/22/12 20:54	1
Di-n-butyl phthalate	0.82	U	1.0	0.82	0.68	ug/L		08/22/12 20:54	1
4,6-Dinitro-2-methylphenol	2.4	U	5.1	2.4	2.4	ug/L		08/22/12 20:54	1
2,4-Dinitrophenol	2.4	U	5.1	2.4	2.4	ug/L		08/22/12 20:54	1
Di-n-octyl phthalate	0.82	U	1.0	0.82	0.82	ug/L		08/22/12 20:54	1
Fluoranthene	0.10	U	0.20	0.10	0.10	ug/L		08/22/12 20:54	1
Fluorene	0.10	U	0.20	0.10	0.10	ug/L		08/22/12 20:54	1
Hexachlorobenzene	0.10	U	0.20	0.10	0.10	ug/L		08/22/12 20:54	1
Hexachlorobutadiene	0.82	U	1.0	0.82	0.28	ug/L		08/22/12 20:54	1
Hexachlorocyclopentadiene	0.82	U	10	0.82	0.82	ug/L		08/22/12 20:54	1
Hexachloroethane	0.82	U	1.0	0.82	0.82	ug/L		08/22/12 20:54	1
Indeno[1,2,3-cd]pyrene	0.10	U	0.20	0.10	0.10	ug/L		08/22/12 20:54	1
Isophorone	0.82	U	1.0	0.82	0.28	ug/L		08/22/12 20:54	1
2-Methylnaphthalene	0.10	U	0.20	0.10	0.10	ug/L		08/22/12 20:54	1
2-Methylphenol	0.82	U	1.0	0.82	0.82	ug/L		08/22/12 20:54	1
3 & 4 Methylphenol	0.82	U	2.0	0.82	0.82	ug/L		08/22/12 20:54	1
Naphthalene	0.10	U	0.20	0.10	0.10	ug/L		08/22/12 20:54	1
2-Nitroaniline	0.82	U	2.0	0.82	0.82	ug/L		08/22/12 20:54	1

Client: Environmental Quality Mgt., Inc.
Project/Site: RVAAP (OH)

TestAmerica Job ID: 240-13468-2

Client Sample ID: FWGLL11MW-012-0100-GW
Date Collected: 07/24/12 15:38
Date Received: 07/25/12 07:30

Lab Sample ID: 240-13468-24
Matrix: Water

Method: 8270C/DoD - Semivolatile Organic Compounds (GC/MS) (Continued)

Analyte	Result	Qualifier	LOQ	LOD	DL	Unit	D	Analyzed	Dil Fac
3-Nitroaniline	0.82	U	2.0	0.82	0.29	ug/L		08/22/12 20:54	1
4-Nitroaniline	0.82	U	2.0	0.82	0.82	ug/L		08/22/12 20:54	1
2-Nitrophenol	0.82	U	2.0	0.82	0.29	ug/L		08/22/12 20:54	1
4-Nitrophenol	2.4	U	5.1	2.4	2.4	ug/L		08/22/12 20:54	1
N-Nitrosodi-n-propylamine	0.82	U	1.0	0.82	0.82	ug/L		08/22/12 20:54	1
N-Nitrosodiphenylamine	0.82	U	1.0	0.82	0.32	ug/L		08/22/12 20:54	1
2,2'-oxybis[1-chloropropane]	0.82	U	1.0	0.82	0.41	ug/L		08/22/12 20:54	1
Pentachlorophenol	2.4	U	5.1	2.4	2.4	ug/L		08/22/12 20:54	1
Phenanthrene	0.10	U	0.20	0.10	0.10	ug/L		08/22/12 20:54	1
Phenol	0.82	U	1.0	0.82	0.61	ug/L		08/22/12 20:54	1
Pyrene	0.10	U	0.20	0.10	0.10	ug/L		08/22/12 20:54	1
1,2,4-Trichlorobenzene	0.82	U	1.0	0.82	0.29	ug/L		08/22/12 20:54	1
2,4,5-Trichlorophenol	0.82	U	5.1	0.82	0.31	ug/L		08/22/12 20:54	1
2,4,6-Trichlorophenol	0.82	U	5.1	0.82	0.82	ug/L		08/22/12 20:54	1

Surrogate	*%Recovery*	*Qualifier*	*Limits*	*Prepared*	*Analyzed*	*Dil Fac*
2-Fluorobiphenyl (Surr)	*54*		*50 - 110*	*07/26/12 09:55*	*08/22/12 20:54*	*1*
2-Fluorophenol (Surr)	*63*		*20 - 110*	*07/26/12 09:55*	*08/22/12 20:54*	*1*
Nitrobenzene-d5 (Surr)	*58*		*40 - 110*	*07/26/12 09:55*	*08/22/12 20:54*	*1*
Phenol-d5 (Surr)	*67*		*10 - 115*	*07/26/12 09:55*	*08/22/12 20:54*	*1*
Terphenyl-d14 (Surr)	*75*		*50 - 135*	*07/26/12 09:55*	*08/22/12 20:54*	*1*
2,4,6-Tribromophenol (Surr)	*55*		*40 - 125*	*07/26/12 09:55*	*08/22/12 20:54*	*1*

Client Sample ID: FWGCBLMW-005-0071-GW
Lab Sample ID: 240-13468-26
Date Collected: 07/24/12 16:42
Matrix: Water
Date Received: 07/25/12 07:30

Method: 8270C/DoD - Semivolatile Organic Compounds (GC/MS)

Analyte	Result	Qualifier	LOQ	LOD	DL	Unit	D	Analyzed	Dil Fac
Acenaphthene	0.11	U	0.21	0.11	0.11	ug/L		08/22/12 21:13	1
Acenaphthylene	0.11	U	0.21	0.11	0.11	ug/L		08/22/12 21:13	1
Anthracene	0.11	U	0.21	0.11	0.11	ug/L		08/22/12 21:13	1
Benzo[a]anthracene	0.11	U	0.21	0.11	0.11	ug/L		08/22/12 21:13	1
Benzo[a]pyrene	0.11	U	0.21	0.11	0.11	ug/L		08/22/12 21:13	1
Benzo[b]fluoranthene	0.11	U	0.21	0.11	0.11	ug/L		08/22/12 21:13	1
Benzo[g,h,i]perylene	0.11	U	0.21	0.11	0.11	ug/L		08/22/12 21:13	1
Benzoic acid	11	U	27	11	11	ug/L		08/22/12 21:13	1
Benzo[k]fluoranthene	0.11	U	0.21	0.11	0.11	ug/L		08/22/12 21:13	1
Benzyl alcohol	0.85	U	5.3	0.85	0.40	ug/L		08/22/12 21:13	1
Bis(2-chloroethoxy)methane	0.85	U	1.1	0.85	0.34	ug/L		08/22/12 21:13	1
Bis(2-chloroethyl)ether	0.11	U	1.1	0.11	0.11	ug/L		08/22/12 21:13	1
Bis(2-ethylhexyl) phthalate	**1.1**	**J**	2.1	0.85	0.85	ug/L		08/22/12 21:13	1
4-Bromophenyl phenyl ether	0.85	U	2.1	0.85	0.85	ug/L		08/22/12 21:13	1
Butyl benzyl phthalate	0.85	U	1.1	0.85	0.85	ug/L		08/22/12 21:13	1
Carbazole	0.85	U	1.1	0.85	0.30	ug/L		08/22/12 21:13	1
4-Chloroaniline	0.85	U	2.1	0.85	0.85	ug/L		08/22/12 21:13	1
4-Chloro-3-methylphenol	0.85	U	2.1	0.85	0.85	ug/L		08/22/12 21:13	1
2-Chloronaphthalene	0.11	U	1.1	0.11	0.11	ug/L		08/22/12 21:13	1
2-Chlorophenol	0.85	U	1.1	0.85	0.31	ug/L		08/22/12 21:13	1
4-Chlorophenyl phenyl ether	0.85	U	2.1	0.85	0.32	ug/L		08/22/12 21:13	1
Chrysene	0.11	U	0.21	0.11	0.11	ug/L		08/22/12 21:13	1
Dibenz(a,h)anthracene	0.11	U	0.21	0.11	0.11	ug/L		08/22/12 21:13	1
Dibenzofuran	0.11	U	1.1	0.11	0.11	ug/L		08/22/12 21:13	1
1,2-Dichlorobenzene	0.85	U	1.1	0.85	0.31	ug/L		08/22/12 21:13	1
1,3-Dichlorobenzene	0.85	U	1.1	0.85	0.85	ug/L		08/22/12 21:13	1
1,4-Dichlorobenzene	0.85	U	1.1	0.85	0.36	ug/L		08/22/12 21:13	1
3,3'-Dichlorobenzidine	0.85	U	5.3	0.85	0.39	ug/L		08/22/12 21:13	1
2,4-Dichlorophenol	0.85	U	2.1	0.85	0.85	ug/L		08/22/12 21:13	1
Diethyl phthalate	0.85	U	1.1	0.85	0.64	ug/L		08/22/12 21:13	1
2,4-Dimethylphenol	0.85	U	2.1	0.85	0.85	ug/L		08/22/12 21:13	1
Dimethyl phthalate	0.85	U	1.1	0.85	0.31	ug/L		08/22/12 21:13	1
Di-n-butyl phthalate	0.85	U	1.1	0.85	0.71	ug/L		08/22/12 21:13	1
4,6-Dinitro-2-methylphenol	2.6	U	5.3	2.6	2.6	ug/L		08/22/12 21:13	1
2,4-Dinitrophenol	2.6	U	5.3	2.6	2.6	ug/L		08/22/12 21:13	1
Di-n-octyl phthalate	0.85	U	1.1	0.85	0.85	ug/L		08/22/12 21:13	1
Fluoranthene	0.11	U	0.21	0.11	0.11	ug/L		08/22/12 21:13	1
Fluorene	0.11	U	0.21	0.11	0.11	ug/L		08/22/12 21:13	1
Hexachlorobenzene	0.11	U	0.21	0.11	0.11	ug/L		08/22/12 21:13	1
Hexachlorobutadiene	0.85	U	1.1	0.85	0.29	ug/L		08/22/12 21:13	1
Hexachlorocyclopentadiene	0.85	U	11	0.85	0.85	ug/L		08/22/12 21:13	1
Hexachloroethane	0.85	U	1.1	0.85	0.85	ug/L		08/22/12 21:13	1
Indeno[1,2,3-cd]pyrene	0.11	U	0.21	0.11	0.11	ug/L		08/22/12 21:13	1
Isophorone	0.85	U	1.1	0.85	0.29	ug/L		08/22/12 21:13	1
2-Methylnaphthalene	0.11	U	0.21	0.11	0.11	ug/L		08/22/12 21:13	1
2-Methylphenol	0.85	U	1.1	0.85	0.85	ug/L		08/22/12 21:13	1
3 & 4 Methylphenol	0.85	U	2.1	0.85	0.85	ug/L		08/22/12 21:13	1
Naphthalene	0.11	U	0.21	0.11	0.11	ug/L		08/22/12 21:13	1
2-Nitroaniline	0.85	U	2.1	0.85	0.85	ug/L		08/22/12 21:13	1

Client Sample ID: FWGCBLMW-005-0071-GW
Lab Sample ID: 240-13468-26
Date Collected: 07/24/12 16:42
Matrix: Water
Date Received: 07/25/12 07:30

Method: 8270C/DoD - Semivolatile Organic Compounds (GC/MS) (Continued)

Analyte	Result	Qualifier	LOQ	LOD	DL	Unit	D	Analyzed	Dil Fac
3-Nitroaniline	0.85	U	2.1	0.85	0.30	ug/L		08/22/12 21:13	1
4-Nitroaniline	0.85	U	2.1	0.85	0.85	ug/L		08/22/12 21:13	1
2-Nitrophenol	0.85	U	2.1	0.85	0.30	ug/L		08/22/12 21:13	1
4-Nitrophenol	2.6	U	5.3	2.6	2.6	ug/L		08/22/12 21:13	1
N-Nitrosodi-n-propylamine	0.85	U	1.1	0.85	0.85	ug/L		08/22/12 21:13	1
N-Nitrosodiphenylamine	0.85	U	1.1	0.85	0.33	ug/L		08/22/12 21:13	1
2,2'-oxybis[1-chloropropane]	0.85	U	1.1	0.85	0.43	ug/L		08/22/12 21:13	1
Pentachlorophenol	2.6	U	5.3	2.6	2.6	ug/L		08/22/12 21:13	1
Phenanthrene	0.11	U	0.21	0.11	0.11	ug/L		08/22/12 21:13	1
Phenol	0.85	U	1.1	0.85	0.64	ug/L		08/22/12 21:13	1
Pyrene	0.11	U	0.21	0.11	0.11	ug/L		08/22/12 21:13	1
1,2,4-Trichlorobenzene	0.85	U	1.1	0.85	0.30	ug/L		08/22/12 21:13	1
2,4,5-Trichlorophenol	0.85	U	5.3	0.85	0.32	ug/L		08/22/12 21:13	1
2,4,6-Trichlorophenol	0.85	U	5.3	0.85	0.85	ug/L		08/22/12 21:13	1

Surrogate	*%Recovery*	*Qualifier*	*Limits*	*Prepared*	*Analyzed*	*Dil Fac*
2-Fluorobiphenyl (Surr)	*56*		*50 - 110*	*07/26/12 09:55*	*08/22/12 21:13*	*1*
2-Fluorophenol (Surr)	*64*		*20 - 110*	*07/26/12 09:55*	*08/22/12 21:13*	*1*
Nitrobenzene-d5 (Surr)	*60*		*40 - 110*	*07/26/12 09:55*	*08/22/12 21:13*	*1*
Phenol-d5 (Surr)	*67*		*10 - 115*	*07/26/12 09:55*	*08/22/12 21:13*	*1*
Terphenyl-d14 (Surr)	*77*		*50 - 135*	*07/26/12 09:55*	*08/22/12 21:13*	*1*
2,4,6-Tribromophenol (Surr)	*64*		*40 - 125*	*07/26/12 09:55*	*08/22/12 21:13*	*1*

Client: Environmental Quality Mgt., Inc.
Project/Site: RVAAP (OH)

TestAmerica Job ID: 240-13468-2

Client Sample ID: FWGWBGMW-006C-0132-GW
Date Collected: 07/24/12 09:26
Date Received: 07/25/12 07:30

Lab Sample ID: 240-13468-29
Matrix: Water

Method: 8270C/DoD - Semivolatile Organic Compounds (GC/MS)

Analyte	Result	Qualifier	LOQ	LOD	DL	Unit	D	Analyzed	Dil Fac
Bis(2-ethylhexyl) phthalate	**0.96**	**J**	1.9	0.76	0.76	ug/L		08/22/12 21:32	1
Butyl benzyl phthalate	0.76	U	0.95	0.76	0.76	ug/L		08/22/12 21:32	1
Diethyl phthalate	0.76	U	0.95	0.76	0.57	ug/L		08/22/12 21:32	1
Dimethyl phthalate	0.76	U	0.95	0.76	0.28	ug/L		08/22/12 21:32	1
Di-n-butyl phthalate	0.76	U	0.95	0.76	0.64	ug/L		08/22/12 21:32	1
Di-n-octyl phthalate	0.76	U	0.95	0.76	0.76	ug/L		08/22/12 21:32	1

Surrogate	*%Recovery*	*Qualifier*	*Limits*	*Prepared*	*Analyzed*	*Dil Fac*
2-Fluorobiphenyl (Surr)	*57*		*50 - 110*	*07/26/12 09:55*	*08/22/12 21:32*	*1*
2-Fluorophenol (Surr)	*61*		*20 - 110*	*07/26/12 09:55*	*08/22/12 21:32*	*1*
Nitrobenzene-d5 (Surr)	*64*		*40 - 110*	*07/26/12 09:55*	*08/22/12 21:32*	*1*
Phenol-d5 (Surr)	*70*		*10 - 115*	*07/26/12 09:55*	*08/22/12 21:32*	*1*
Terphenyl-d14 (Surr)	*77*		*50 - 135*	*07/26/12 09:55*	*08/22/12 21:32*	*1*
2,4,6-Tribromophenol (Surr)	*42*		*40 - 125*	*07/26/12 09:55*	*08/22/12 21:32*	*1*

Client: Environmental Quality Mgt., Inc.
Project/Site: RVAAP (OH)

TestAmerica Job ID: 240-13468-2

Client Sample ID: FWGWBGMW-021-0138-GW
Date Collected: 07/24/12 10:16
Date Received: 07/25/12 07:30

Lab Sample ID: 240-13468-31
Matrix: Water

Method: 8270C/DoD - Semivolatile Organic Compounds (GC/MS)

Analyte	Result	Qualifier	LOQ	LOD	DL	Unit	D	Analyzed	Dil Fac
Acenaphthene	0.095	U	0.19	0.095	0.095	ug/L		08/22/12 21:52	1
Acenaphthylene	0.095	U	0.19	0.095	0.095	ug/L		08/22/12 21:52	1
Anthracene	0.095	U	0.19	0.095	0.095	ug/L		08/22/12 21:52	1
Benzo[a]anthracene	0.095	U	0.19	0.095	0.095	ug/L		08/22/12 21:52	1
Benzo[a]pyrene	0.095	U	0.19	0.095	0.095	ug/L		08/22/12 21:52	1
Benzo[b]fluoranthene	0.095	U	0.19	0.095	0.095	ug/L		08/22/12 21:52	1
Benzo[g,h,i]perylene	0.095	U	0.19	0.095	0.095	ug/L		08/22/12 21:52	1
Benzoic acid	9.5	U	24	9.5	9.5	ug/L		08/22/12 21:52	1
Benzo[k]fluoranthene	0.095	U	0.19	0.095	0.095	ug/L		08/22/12 21:52	1
Benzyl alcohol	0.76	U	4.8	0.76	0.36	ug/L		08/22/12 21:52	1
Bis(2-chloroethoxy)methane	0.76	U	0.95	0.76	0.30	ug/L		08/22/12 21:52	1
Bis(2-chloroethyl)ether	0.095	U	0.95	0.095	0.095	ug/L		08/22/12 21:52	1
Bis(2-ethylhexyl) phthalate	**1.5**	**J**	1.9	0.76	0.76	ug/L		08/22/12 21:52	1
4-Bromophenyl phenyl ether	0.76	U	1.9	0.76	0.76	ug/L		08/22/12 21:52	1
Butyl benzyl phthalate	0.76	U	0.95	0.76	0.76	ug/L		08/22/12 21:52	1
Carbazole	0.76	U	0.95	0.76	0.27	ug/L		08/22/12 21:52	1
4-Chloroaniline	0.76	U	1.9	0.76	0.76	ug/L		08/22/12 21:52	1
4-Chloro-3-methylphenol	0.76	U	1.9	0.76	0.76	ug/L		08/22/12 21:52	1
2-Chloronaphthalene	0.095	U	0.95	0.095	0.095	ug/L		08/22/12 21:52	1
2-Chlorophenol	0.76	U	0.95	0.76	0.28	ug/L		08/22/12 21:52	1
4-Chlorophenyl phenyl ether	0.76	U	1.9	0.76	0.29	ug/L		08/22/12 21:52	1
Chrysene	0.095	U	0.19	0.095	0.095	ug/L		08/22/12 21:52	1
Dibenz(a,h)anthracene	0.095	U	0.19	0.095	0.095	ug/L		08/22/12 21:52	1
Dibenzofuran	0.095	U	0.95	0.095	0.095	ug/L		08/22/12 21:52	1
1,2-Dichlorobenzene	0.76	U	0.95	0.76	0.28	ug/L		08/22/12 21:52	1
1,3-Dichlorobenzene	0.76	U	0.95	0.76	0.76	ug/L		08/22/12 21:52	1
1,4-Dichlorobenzene	0.76	U	0.95	0.76	0.32	ug/L		08/22/12 21:52	1
3,3'-Dichlorobenzidine	0.76	U	4.8	0.76	0.35	ug/L		08/22/12 21:52	1
2,4-Dichlorophenol	0.76	U	1.9	0.76	0.76	ug/L		08/22/12 21:52	1
Diethyl phthalate	0.76	U	0.95	0.76	0.57	ug/L		08/22/12 21:52	1
2,4-Dimethylphenol	0.76	U	1.9	0.76	0.76	ug/L		08/22/12 21:52	1
Dimethyl phthalate	0.76	U	0.95	0.76	0.28	ug/L		08/22/12 21:52	1
Di-n-butyl phthalate	0.76	U	0.95	0.76	0.64	ug/L		08/22/12 21:52	1
4,6-Dinitro-2-methylphenol	2.3	U	4.8	2.3	2.3	ug/L		08/22/12 21:52	1
2,4-Dinitrophenol	2.3	U	4.8	2.3	2.3	ug/L		08/22/12 21:52	1
Di-n-octyl phthalate	0.76	U	0.95	0.76	0.76	ug/L		08/22/12 21:52	1
Fluoranthene	0.095	U	0.19	0.095	0.095	ug/L		08/22/12 21:52	1
Fluorene	0.095	U	0.19	0.095	0.095	ug/L		08/22/12 21:52	1
Hexachlorobenzene	0.095	U	0.19	0.095	0.095	ug/L		08/22/12 21:52	1
Hexachlorobutadiene	0.76	U	0.95	0.76	0.26	ug/L		08/22/12 21:52	1
Hexachlorocyclopentadiene	0.76	U	9.5	0.76	0.76	ug/L		08/22/12 21:52	1
Hexachloroethane	0.76	U	0.95	0.76	0.76	ug/L		08/22/12 21:52	1
Indeno[1,2,3-cd]pyrene	0.095	U	0.19	0.095	0.095	ug/L		08/22/12 21:52	1
Isophorone	0.76	U	0.95	0.76	0.26	ug/L		08/22/12 21:52	1
2-Methylnaphthalene	0.095	U	0.19	0.095	0.095	ug/L		08/22/12 21:52	1
2-Methylphenol	0.76	U	0.95	0.76	0.76	ug/L		08/22/12 21:52	1
3 & 4 Methylphenol	0.76	U	1.9	0.76	0.76	ug/L		08/22/12 21:52	1
Naphthalene	0.095	U	0.19	0.095	0.095	ug/L		08/22/12 21:52	1
2-Nitroaniline	0.76	U	1.9	0.76	0.76	ug/L		08/22/12 21:52	1

Client: Environmental Quality Mgt., Inc.
Project/Site: RVAAP (OH)

TestAmerica Job ID: 240-13468-2

Client Sample ID: FWGWBGMW-021-0138-GW
Date Collected: 07/24/12 10:16
Date Received: 07/25/12 07:30

Lab Sample ID: 240-13468-31
Matrix: Water

Method: 8270C/DoD - Semivolatile Organic Compounds (GC/MS) (Continued)

Analyte	Result	Qualifier	LOQ	LOD	DL	Unit	D	Analyzed	Dil Fac
3-Nitroaniline	0.76	U	1.9	0.76	0.27	ug/L		08/22/12 21:52	1
4-Nitroaniline	0.76	U	1.9	0.76	0.76	ug/L		08/22/12 21:52	1
2-Nitrophenol	0.76	U	1.9	0.76	0.27	ug/L		08/22/12 21:52	1
4-Nitrophenol	2.3	U	4.8	2.3	2.3	ug/L		08/22/12 21:52	1
N-Nitrosodi-n-propylamine	0.76	U	0.95	0.76	0.76	ug/L		08/22/12 21:52	1
N-Nitrosodiphenylamine	0.76	U	0.95	0.76	0.30	ug/L		08/22/12 21:52	1
2,2'-oxybis[1-chloropropane]	0.76	U	0.95	0.76	0.38	ug/L		08/22/12 21:52	1
Pentachlorophenol	2.3	U	4.8	2.3	2.3	ug/L		08/22/12 21:52	1
Phenanthrene	0.095	U	0.19	0.095	0.095	ug/L		08/22/12 21:52	1
Phenol	0.76	U	0.95	0.76	0.57	ug/L		08/22/12 21:52	1
Pyrene	0.095	U	0.19	0.095	0.095	ug/L		08/22/12 21:52	1
1,2,4-Trichlorobenzene	0.76	U	0.95	0.76	0.27	ug/L		08/22/12 21:52	1
2,4,5-Trichlorophenol	0.76	U	4.8	0.76	0.29	ug/L		08/22/12 21:52	1
2,4,6-Trichlorophenol	0.76	U	4.8	0.76	0.76	ug/L		08/22/12 21:52	1

Surrogate	*%Recovery*	*Qualifier*	*Limits*	*Prepared*	*Analyzed*	*Dil Fac*
2-Fluorobiphenyl (Surr)	*53*		*50 - 110*	*07/26/12 09:55*	*08/22/12 21:52*	*1*
2-Fluorophenol (Surr)	*67*		*20 - 110*	*07/26/12 09:55*	*08/22/12 21:52*	*1*
Nitrobenzene-d5 (Surr)	*59*		*40 - 110*	*07/26/12 09:55*	*08/22/12 21:52*	*1*
Phenol-d5 (Surr)	*71*		*10 - 115*	*07/26/12 09:55*	*08/22/12 21:52*	*1*
Terphenyl-d14 (Surr)	*75*		*50 - 135*	*07/26/12 09:55*	*08/22/12 21:52*	*1*
2,4,6-Tribromophenol (Surr)	*69*		*40 - 125*	*07/26/12 09:55*	*08/22/12 21:52*	*1*

Client: Environmental Quality Mgt., Inc.
Project/Site: RVAAP (OH)

TestAmerica Job ID: 240-13468-2

Client Sample ID: FWGWBGMW-009C-0134-GW
Date Collected: 07/24/12 11:29
Date Received: 07/25/12 07:30

Lab Sample ID: 240-13468-33
Matrix: Water

Method: 8270C/DoD - Semivolatile Organic Compounds (GC/MS)

Analyte	Result	Qualifier	LOQ	LOD	DL	Unit	D	Analyzed	Dil Fac
Bis(2-ethylhexyl) phthalate	0.76	U	1.9	0.76	0.76	ug/L		08/23/12 15:03	1
Butyl benzyl phthalate	0.76	U	0.95	0.76	0.76	ug/L		08/23/12 15:03	1
Diethyl phthalate	0.76	U	0.95	0.76	0.57	ug/L		08/23/12 15:03	1
Dimethyl phthalate	0.76	U	0.95	0.76	0.28	ug/L		08/23/12 15:03	1
Di-n-butyl phthalate	0.76	U	0.95	0.76	0.64	ug/L		08/23/12 15:03	1
Di-n-octyl phthalate	0.76	U	0.95	0.76	0.76	ug/L		08/23/12 15:03	1

Surrogate	*%Recovery*	*Qualifier*	*Limits*	*Prepared*	*Analyzed*	*Dil Fac*
2-Fluorobiphenyl (Surr)	*52*		*50 - 110*	*07/27/12 10:22*	*08/23/12 15:03*	*1*
2-Fluorophenol (Surr)	*59*		*20 - 110*	*07/27/12 10:22*	*08/23/12 15:03*	*1*
Nitrobenzene-d5 (Surr)	*54*		*40 - 110*	*07/27/12 10:22*	*08/23/12 15:03*	*1*
Phenol-d5 (Surr)	*69*		*10 - 115*	*07/27/12 10:22*	*08/23/12 15:03*	*1*
Terphenyl-d14 (Surr)	*71*		*50 - 135*	*07/27/12 10:22*	*08/23/12 15:03*	*1*
2,4,6-Tribromophenol (Surr)	*66*		*40 - 125*	*07/27/12 10:22*	*08/23/12 15:03*	*1*

Client Sample ID: FWGWBGMW-020-0137-GW
Date Collected: 07/24/12 12:29
Date Received: 07/25/12 07:30

Lab Sample ID: 240-13468-35
Matrix: Water

Method: 8270C/DoD - Semivolatile Organic Compounds (GC/MS)

Analyte	Result	Qualifier	LOQ	LOD	DL	Unit	D	Analyzed	Dil Fac
Acenaphthene	0.095	U	0.19	0.095	0.095	ug/L		08/23/12 15:22	1
Acenaphthylene	0.095	U	0.19	0.095	0.095	ug/L		08/23/12 15:22	1
Anthracene	0.095	U	0.19	0.095	0.095	ug/L		08/23/12 15:22	1
Benzo[a]anthracene	0.095	U	0.19	0.095	0.095	ug/L		08/23/12 15:22	1
Benzo[a]pyrene	0.095	U	0.19	0.095	0.095	ug/L		08/23/12 15:22	1
Benzo[b]fluoranthene	0.095	U	0.19	0.095	0.095	ug/L		08/23/12 15:22	1
Benzo[g,h,i]perylene	0.095	U	0.19	0.095	0.095	ug/L		08/23/12 15:22	1
Benzoic acid	9.5	U	24	9.5	9.5	ug/L		08/23/12 15:22	1
Benzo[k]fluoranthene	0.095	U	0.19	0.095	0.095	ug/L		08/23/12 15:22	1
Benzyl alcohol	0.76	U	4.8	0.76	0.36	ug/L		08/23/12 15:22	1
Bis(2-chloroethoxy)methane	0.76	U	0.95	0.76	0.30	ug/L		08/23/12 15:22	1
Bis(2-chloroethyl)ether	0.095	U	0.95	0.095	0.095	ug/L		08/23/12 15:22	1
Bis(2-ethylhexyl) phthalate	**1.5**	**J**	1.9	0.76	0.76	ug/L		08/23/12 15:22	1
4-Bromophenyl phenyl ether	0.76	U	1.9	0.76	0.76	ug/L		08/23/12 15:22	1
Butyl benzyl phthalate	0.76	U	0.95	0.76	0.76	ug/L		08/23/12 15:22	1
Carbazole	0.76	U	0.95	0.76	0.27	ug/L		08/23/12 15:22	1
4-Chloroaniline	0.76	U	1.9	0.76	0.76	ug/L		08/23/12 15:22	1
4-Chloro-3-methylphenol	0.76	U	1.9	0.76	0.76	ug/L		08/23/12 15:22	1
2-Chloronaphthalene	0.095	U	0.95	0.095	0.095	ug/L		08/23/12 15:22	1
2-Chlorophenol	0.76	U	0.95	0.76	0.28	ug/L		08/23/12 15:22	1
4-Chlorophenyl phenyl ether	0.76	U	1.9	0.76	0.29	ug/L		08/23/12 15:22	1
Chrysene	0.095	U	0.19	0.095	0.095	ug/L		08/23/12 15:22	1
Dibenz(a,h)anthracene	0.095	U	0.19	0.095	0.095	ug/L		08/23/12 15:22	1
Dibenzofuran	0.095	U	0.95	0.095	0.095	ug/L		08/23/12 15:22	1
1,2-Dichlorobenzene	0.76	U	0.95	0.76	0.28	ug/L		08/23/12 15:22	1
1,3-Dichlorobenzene	0.76	U	0.95	0.76	0.76	ug/L		08/23/12 15:22	1
1,4-Dichlorobenzene	0.76	U	0.95	0.76	0.32	ug/L		08/23/12 15:22	1
3,3'-Dichlorobenzidine	0.76	U	4.8	0.76	0.35	ug/L		08/23/12 15:22	1
2,4-Dichlorophenol	0.76	U	1.9	0.76	0.76	ug/L		08/23/12 15:22	1
Diethyl phthalate	0.76	U	0.95	0.76	0.57	ug/L		08/23/12 15:22	1
2,4-Dimethylphenol	0.76	U	1.9	0.76	0.76	ug/L		08/23/12 15:22	1
Dimethyl phthalate	0.76	U	0.95	0.76	0.28	ug/L		08/23/12 15:22	1
Di-n-butyl phthalate	0.76	U	0.95	0.76	0.64	ug/L		08/23/12 15:22	1
4,6-Dinitro-2-methylphenol	2.3	U	4.8	2.3	2.3	ug/L		08/23/12 15:22	1
2,4-Dinitrophenol	2.3	U	4.8	2.3	2.3	ug/L		08/23/12 15:22	1
Di-n-octyl phthalate	0.76	U	0.95	0.76	0.76	ug/L		08/23/12 15:22	1
Fluoranthene	0.095	U	0.19	0.095	0.095	ug/L		08/23/12 15:22	1
Fluorene	0.095	U	0.19	0.095	0.095	ug/L		08/23/12 15:22	1
Hexachlorobenzene	0.095	U	0.19	0.095	0.095	ug/L		08/23/12 15:22	1
Hexachlorobutadiene	0.76	U	0.95	0.76	0.26	ug/L		08/23/12 15:22	1
Hexachlorocyclopentadiene	0.76	U	9.5	0.76	0.76	ug/L		08/23/12 15:22	1
Hexachloroethane	0.76	U	0.95	0.76	0.76	ug/L		08/23/12 15:22	1
Indeno[1,2,3-cd]pyrene	0.095	U	0.19	0.095	0.095	ug/L		08/23/12 15:22	1
Isophorone	0.76	U	0.95	0.76	0.26	ug/L		08/23/12 15:22	1
2-Methylnaphthalene	0.095	U	0.19	0.095	0.095	ug/L		08/23/12 15:22	1
2-Methylphenol	0.76	U	0.95	0.76	0.76	ug/L		08/23/12 15:22	1
3 & 4 Methylphenol	0.76	U	1.9	0.76	0.76	ug/L		08/23/12 15:22	1
Naphthalene	0.095	U	0.19	0.095	0.095	ug/L		08/23/12 15:22	1
2-Nitroaniline	0.76	U	1.9	0.76	0.76	ug/L		08/23/12 15:22	1

Client Sample ID: FWGWBGMW-020-0137-GW
Date Collected: 07/24/12 12:29
Date Received: 07/25/12 07:30

Lab Sample ID: 240-13468-35
Matrix: Water

Method: 8270C/DoD - Semivolatile Organic Compounds (GC/MS) (Continued)

Analyte	Result	Qualifier	LOQ	LOD	DL	Unit	D	Analyzed	Dil Fac
3-Nitroaniline	0.76	U	1.9	0.76	0.27	ug/L		08/23/12 15:22	1
4-Nitroaniline	0.76	U	1.9	0.76	0.76	ug/L		08/23/12 15:22	1
2-Nitrophenol	0.76	U	1.9	0.76	0.27	ug/L		08/23/12 15:22	1
4-Nitrophenol	2.3	U	4.8	2.3	2.3	ug/L		08/23/12 15:22	1
N-Nitrosodi-n-propylamine	0.76	U	0.95	0.76	0.76	ug/L		08/23/12 15:22	1
N-Nitrosodiphenylamine	0.76	U	0.95	0.76	0.30	ug/L		08/23/12 15:22	1
2,2'-oxybis[1-chloropropane]	0.76	U	0.95	0.76	0.38	ug/L		08/23/12 15:22	1
Pentachlorophenol	2.3	U	4.8	2.3	2.3	ug/L		08/23/12 15:22	1
Phenanthrene	0.095	U	0.19	0.095	0.095	ug/L		08/23/12 15:22	1
Phenol	0.76	U	0.95	0.76	0.57	ug/L		08/23/12 15:22	1
Pyrene	0.095	U	0.19	0.095	0.095	ug/L		08/23/12 15:22	1
1,2,4-Trichlorobenzene	0.76	U	0.95	0.76	0.27	ug/L		08/23/12 15:22	1
2,4,5-Trichlorophenol	0.76	U	4.8	0.76	0.29	ug/L		08/23/12 15:22	1
2,4,6-Trichlorophenol	0.76	U	4.8	0.76	0.76	ug/L		08/23/12 15:22	1

Surrogate	*%Recovery*	*Qualifier*	*Limits*	*Prepared*	*Analyzed*	*Dil Fac*
2-Fluorobiphenyl (Surr)	*59*		*50 - 110*	*07/27/12 10:22*	*08/23/12 15:22*	*1*
2-Fluorophenol (Surr)	*68*		*20 - 110*	*07/27/12 10:22*	*08/23/12 15:22*	*1*
Nitrobenzene-d5 (Surr)	*62*		*40 - 110*	*07/27/12 10:22*	*08/23/12 15:22*	*1*
Phenol-d5 (Surr)	*75*		*10 - 115*	*07/27/12 10:22*	*08/23/12 15:22*	*1*
Terphenyl-d14 (Surr)	*76*		*50 - 135*	*07/27/12 10:22*	*08/23/12 15:22*	*1*
2,4,6-Tribromophenol (Surr)	*68*		*40 - 125*	*07/27/12 10:22*	*08/23/12 15:22*	*1*

Client: Environmental Quality Mgt., Inc.
Project/Site: RVAAP (OH)

TestAmerica Job ID: 240-13468-2

Client Sample ID: FWGBKGMW-005-0068-GW
Date Collected: 07/24/12 14:19
Date Received: 07/25/12 07:30

Lab Sample ID: 240-13468-37
Matrix: Water

Method: 8270C/DoD - Semivolatile Organic Compounds (GC/MS)

Analyte	Result	Qualifier	LOQ	LOD	DL	Unit	D	Analyzed	Dil Fac
Bis(2-ethylhexyl) phthalate	**0.87**	**J**	1.9	0.76	0.76	ug/L		08/23/12 15:42	1
Butyl benzyl phthalate	0.76	U	0.95	0.76	0.76	ug/L		08/23/12 15:42	1
Diethyl phthalate	0.76	U	0.95	0.76	0.57	ug/L		08/23/12 15:42	1
Dimethyl phthalate	0.76	U	0.95	0.76	0.28	ug/L		08/23/12 15:42	1
Di-n-butyl phthalate	0.76	U	0.95	0.76	0.64	ug/L		08/23/12 15:42	1
Di-n-octyl phthalate	0.76	U	0.95	0.76	0.76	ug/L		08/23/12 15:42	1

Surrogate	*%Recovery*	*Qualifier*	*Limits*	*Prepared*	*Analyzed*	*Dil Fac*
2-Fluorobiphenyl (Surr)	*53*		*50 - 110*	*07/27/12 10:22*	*08/23/12 15:42*	*1*
2-Fluorophenol (Surr)	*60*		*20 - 110*	*07/27/12 10:22*	*08/23/12 15:42*	*1*
Nitrobenzene-d5 (Surr)	*54*		*40 - 110*	*07/27/12 10:22*	*08/23/12 15:42*	*1*
Phenol-d5 (Surr)	*72*		*10 - 115*	*07/27/12 10:22*	*08/23/12 15:42*	*1*
Terphenyl-d14 (Surr)	*71*		*50 - 135*	*07/27/12 10:22*	*08/23/12 15:42*	*1*
2,4,6-Tribromophenol (Surr)	*65*		*40 - 125*	*07/27/12 10:22*	*08/23/12 15:42*	*1*

Client: Environmental Quality Mgt., Inc.
Project/Site: RVAAP (OH)

TestAmerica Job ID: 240-13468-2

Client Sample ID: FWGFWGMW-014-0094-GW
Date Collected: 07/24/12 16:09
Date Received: 07/25/12 07:30

Lab Sample ID: 240-13468-40
Matrix: Water

Method: 8270C/DoD - Semivolatile Organic Compounds (GC/MS)

Analyte	Result	Qualifier	LOQ	LOD	DL	Unit	D	Analyzed	Dil Fac
Acenaphthene	0.095	U	0.19	0.095	0.095	ug/L		08/23/12 16:01	1
Acenaphthylene	0.095	U	0.19	0.095	0.095	ug/L		08/23/12 16:01	1
Anthracene	0.095	U	0.19	0.095	0.095	ug/L		08/23/12 16:01	1
Benzo[a]anthracene	0.095	U	0.19	0.095	0.095	ug/L		08/23/12 16:01	1
Benzo[a]pyrene	0.095	U	0.19	0.095	0.095	ug/L		08/23/12 16:01	1
Benzo[b]fluoranthene	0.095	U	0.19	0.095	0.095	ug/L		08/23/12 16:01	1
Benzo[g,h,i]perylene	0.095	U	0.19	0.095	0.095	ug/L		08/23/12 16:01	1
Benzoic acid	9.5	U	24	9.5	9.5	ug/L		08/23/12 16:01	1
Benzo[k]fluoranthene	0.095	U	0.19	0.095	0.095	ug/L		08/23/12 16:01	1
Benzyl alcohol	0.76	U	4.8	0.76	0.36	ug/L		08/23/12 16:01	1
Bis(2-chloroethoxy)methane	0.76	U	0.95	0.76	0.30	ug/L		08/23/12 16:01	1
Bis(2-chloroethyl)ether	0.095	U	0.95	0.095	0.095	ug/L		08/23/12 16:01	1
Bis(2-ethylhexyl) phthalate	**0.92**	**J**	1.9	0.76	0.76	ug/L		08/23/12 16:01	1
4-Bromophenyl phenyl ether	0.76	U	1.9	0.76	0.76	ug/L		08/23/12 16:01	1
Butyl benzyl phthalate	0.76	U	0.95	0.76	0.76	ug/L		08/23/12 16:01	1
Carbazole	0.76	U	0.95	0.76	0.27	ug/L		08/23/12 16:01	1
4-Chloroaniline	0.76	U	1.9	0.76	0.76	ug/L		08/23/12 16:01	1
4-Chloro-3-methylphenol	0.76	U	1.9	0.76	0.76	ug/L		08/23/12 16:01	1
2-Chloronaphthalene	0.095	U	0.95	0.095	0.095	ug/L		08/23/12 16:01	1
2-Chlorophenol	0.76	U	0.95	0.76	0.28	ug/L		08/23/12 16:01	1
4-Chlorophenyl phenyl ether	0.76	U	1.9	0.76	0.29	ug/L		08/23/12 16:01	1
Chrysene	0.095	U	0.19	0.095	0.095	ug/L		08/23/12 16:01	1
Dibenz(a,h)anthracene	0.095	U	0.19	0.095	0.095	ug/L		08/23/12 16:01	1
Dibenzofuran	0.095	U	0.95	0.095	0.095	ug/L		08/23/12 16:01	1
1,2-Dichlorobenzene	0.76	U	0.95	0.76	0.28	ug/L		08/23/12 16:01	1
1,3-Dichlorobenzene	0.76	U	0.95	0.76	0.76	ug/L		08/23/12 16:01	1
1,4-Dichlorobenzene	0.76	U	0.95	0.76	0.32	ug/L		08/23/12 16:01	1
3,3'-Dichlorobenzidine	0.76	U	4.8	0.76	0.35	ug/L		08/23/12 16:01	1
2,4-Dichlorophenol	0.76	U	1.9	0.76	0.76	ug/L		08/23/12 16:01	1
Diethyl phthalate	0.76	U	0.95	0.76	0.57	ug/L		08/23/12 16:01	1
2,4-Dimethylphenol	0.76	U	1.9	0.76	0.76	ug/L		08/23/12 16:01	1
Dimethyl phthalate	0.76	U	0.95	0.76	0.28	ug/L		08/23/12 16:01	1
Di-n-butyl phthalate	0.76	U	0.95	0.76	0.64	ug/L		08/23/12 16:01	1
4,6-Dinitro-2-methylphenol	2.3	U	4.8	2.3	2.3	ug/L		08/23/12 16:01	1
2,4-Dinitrophenol	2.3	U	4.8	2.3	2.3	ug/L		08/23/12 16:01	1
Di-n-octyl phthalate	0.76	U	0.95	0.76	0.76	ug/L		08/23/12 16:01	1
Fluoranthene	0.095	U	0.19	0.095	0.095	ug/L		08/23/12 16:01	1
Fluorene	0.095	U	0.19	0.095	0.095	ug/L		08/23/12 16:01	1
Hexachlorobenzene	0.095	U	0.19	0.095	0.095	ug/L		08/23/12 16:01	1
Hexachlorobutadiene	0.76	U	0.95	0.76	0.26	ug/L		08/23/12 16:01	1
Hexachlorocyclopentadiene	0.76	U	9.5	0.76	0.76	ug/L		08/23/12 16:01	1
Hexachloroethane	0.76	U	0.95	0.76	0.76	ug/L		08/23/12 16:01	1
Indeno[1,2,3-cd]pyrene	0.095	U	0.19	0.095	0.095	ug/L		08/23/12 16:01	1
Isophorone	0.76	U	0.95	0.76	0.26	ug/L		08/23/12 16:01	1
2-Methylnaphthalene	0.095	U	0.19	0.095	0.095	ug/L		08/23/12 16:01	1
2-Methylphenol	0.76	U	0.95	0.76	0.76	ug/L		08/23/12 16:01	1
3 & 4 Methylphenol	0.76	U	1.9	0.76	0.76	ug/L		08/23/12 16:01	1
Naphthalene	0.095	U	0.19	0.095	0.095	ug/L		08/23/12 16:01	1
2-Nitroaniline	0.76	U	1.9	0.76	0.76	ug/L		08/23/12 16:01	1

Client Sample ID: FWGFWGMW-014-0094-GW
Date Collected: 07/24/12 16:09
Date Received: 07/25/12 07:30

Lab Sample ID: 240-13468-40
Matrix: Water

Method: 8270C/DoD - Semivolatile Organic Compounds (GC/MS) (Continued)

Analyte	Result	Qualifier	LOQ	LOD	DL	Unit	D	Analyzed	Dil Fac
3-Nitroaniline	0.76	U	1.9	0.76	0.27	ug/L		08/23/12 16:01	1
4-Nitroaniline	0.76	U	1.9	0.76	0.76	ug/L		08/23/12 16:01	1
2-Nitrophenol	0.76	U	1.9	0.76	0.27	ug/L		08/23/12 16:01	1
4-Nitrophenol	2.3	U	4.8	2.3	2.3	ug/L		08/23/12 16:01	1
N-Nitrosodi-n-propylamine	0.76	U	0.95	0.76	0.76	ug/L		08/23/12 16:01	1
N-Nitrosodiphenylamine	0.76	U	0.95	0.76	0.30	ug/L		08/23/12 16:01	1
2,2'-oxybis[1-chloropropane]	0.76	U	0.95	0.76	0.38	ug/L		08/23/12 16:01	1
Pentachlorophenol	2.3	U	4.8	2.3	2.3	ug/L		08/23/12 16:01	1
Phenanthrene	0.095	U	0.19	0.095	0.095	ug/L		08/23/12 16:01	1
Phenol	0.76	U	0.95	0.76	0.57	ug/L		08/23/12 16:01	1
Pyrene	0.095	U	0.19	0.095	0.095	ug/L		08/23/12 16:01	1
1,2,4-Trichlorobenzene	0.76	U	0.95	0.76	0.27	ug/L		08/23/12 16:01	1
2,4,5-Trichlorophenol	0.76	U	4.8	0.76	0.29	ug/L		08/23/12 16:01	1
2,4,6-Trichlorophenol	0.76	U	4.8	0.76	0.76	ug/L		08/23/12 16:01	1

Surrogate	*%Recovery*	*Qualifier*	*Limits*	*Prepared*	*Analyzed*	*Dil Fac*
2-Fluorobiphenyl (Surr)	*55*		*50 - 110*	*07/27/12 10:22*	*08/23/12 16:01*	*1*
2-Fluorophenol (Surr)	*61*		*20 - 110*	*07/27/12 10:22*	*08/23/12 16:01*	*1*
Nitrobenzene-d5 (Surr)	*55*		*40 - 110*	*07/27/12 10:22*	*08/23/12 16:01*	*1*
Phenol-d5 (Surr)	*72*		*10 - 115*	*07/27/12 10:22*	*08/23/12 16:01*	*1*
Terphenyl-d14 (Surr)	*39*	*Q*	*50 - 135*	*07/27/12 10:22*	*08/23/12 16:01*	*1*
2,4,6-Tribromophenol (Surr)	*66*		*40 - 125*	*07/27/12 10:22*	*08/23/12 16:01*	*1*

Client: Environmental Quality Mgt., Inc.
Project/Site: RVAAP (OH)

TestAmerica Job ID: 240-13468-2

Client Sample ID: FWGWBGMW-007C-0133-GW
Date Collected: 07/24/12 09:01
Date Received: 07/25/12 07:30

Lab Sample ID: 240-13468-42
Matrix: Water

Method: 8270C/DoD - Semivolatile Organic Compounds (GC/MS)

Analyte	Result	Qualifier	LOQ	LOD	DL	Unit	D	Analyzed	Dil Fac
Bis(2-ethylhexyl) phthalate	0.78	U	1.9	0.78	0.78	ug/L		08/23/12 16:21	1
Butyl benzyl phthalate	0.78	U	0.97	0.78	0.78	ug/L		08/23/12 16:21	1
Diethyl phthalate	0.78	U	0.97	0.78	0.58	ug/L		08/23/12 16:21	1
Dimethyl phthalate	0.78	U	0.97	0.78	0.28	ug/L		08/23/12 16:21	1
Di-n-butyl phthalate	0.78	U	0.97	0.78	0.65	ug/L		08/23/12 16:21	1
Di-n-octyl phthalate	0.78	U	0.97	0.78	0.78	ug/L		08/23/12 16:21	1

Surrogate	*%Recovery*	*Qualifier*	*Limits*	*Prepared*	*Analyzed*	*Dil Fac*
2-Fluorobiphenyl (Surr)	*57*		*50 - 110*	*07/27/12 10:22*	*08/23/12 16:21*	*1*
2-Fluorophenol (Surr)	*65*		*20 - 110*	*07/27/12 10:22*	*08/23/12 16:21*	*1*
Nitrobenzene-d5 (Surr)	*58*		*40 - 110*	*07/27/12 10:22*	*08/23/12 16:21*	*1*
Phenol-d5 (Surr)	*75*		*10 - 115*	*07/27/12 10:22*	*08/23/12 16:21*	*1*
Terphenyl-d14 (Surr)	*73*		*50 - 135*	*07/27/12 10:22*	*08/23/12 16:21*	*1*
2,4,6-Tribromophenol (Surr)	*67*		*40 - 125*	*07/27/12 10:22*	*08/23/12 16:21*	*1*

Client Sample ID: FWGWBGMW-019-0136-GW
Date Collected: 07/24/12 10:11
Date Received: 07/25/12 07:30

Lab Sample ID: 240-13468-45
Matrix: Water

Method: 8270C/DoD - Semivolatile Organic Compounds (GC/MS)

Analyte	Result	Qualifier	LOQ	LOD	DL	Unit	D	Analyzed	Dil Fac
Acenaphthene	0.096	U	0.19	0.096	0.096	ug/L		08/23/12 17:00	1
Acenaphthylene	0.096	U	0.19	0.096	0.096	ug/L		08/23/12 17:00	1
Anthracene	0.096	U	0.19	0.096	0.096	ug/L		08/23/12 17:00	1
Benzo[a]anthracene	0.096	U	0.19	0.096	0.096	ug/L		08/23/12 17:00	1
Benzo[a]pyrene	0.096	U	0.19	0.096	0.096	ug/L		08/23/12 17:00	1
Benzo[b]fluoranthene	0.096	U	0.19	0.096	0.096	ug/L		08/23/12 17:00	1
Benzo[g,h,i]perylene	0.096	U	0.19	0.096	0.096	ug/L		08/23/12 17:00	1
Benzoic acid	9.6	U	24	9.6	9.6	ug/L		08/23/12 17:00	1
Benzo[k]fluoranthene	0.096	U	0.19	0.096	0.096	ug/L		08/23/12 17:00	1
Benzyl alcohol	0.77	U	4.8	0.77	0.37	ug/L		08/23/12 17:00	1
Bis(2-chloroethoxy)methane	0.77	U	0.96	0.77	0.31	ug/L		08/23/12 17:00	1
Bis(2-chloroethyl)ether	0.096	U	0.96	0.096	0.096	ug/L		08/23/12 17:00	1
Bis(2-ethylhexyl) phthalate	**0.94**	**J**	1.9	0.77	0.77	ug/L		08/23/12 17:00	1
4-Bromophenyl phenyl ether	0.77	U	1.9	0.77	0.77	ug/L		08/23/12 17:00	1
Butyl benzyl phthalate	0.77	U	0.96	0.77	0.77	ug/L		08/23/12 17:00	1
Carbazole	0.77	U	0.96	0.77	0.27	ug/L		08/23/12 17:00	1
4-Chloroaniline	0.77	U	1.9	0.77	0.77	ug/L		08/23/12 17:00	1
4-Chloro-3-methylphenol	0.77	U	1.9	0.77	0.77	ug/L		08/23/12 17:00	1
2-Chloronaphthalene	0.096	U	0.96	0.096	0.096	ug/L		08/23/12 17:00	1
2-Chlorophenol	0.77	U	0.96	0.77	0.28	ug/L		08/23/12 17:00	1
4-Chlorophenyl phenyl ether	0.77	U	1.9	0.77	0.29	ug/L		08/23/12 17:00	1
Chrysene	0.096	U	0.19	0.096	0.096	ug/L		08/23/12 17:00	1
Dibenz(a,h)anthracene	0.096	U	0.19	0.096	0.096	ug/L		08/23/12 17:00	1
Dibenzofuran	0.096	U	0.96	0.096	0.096	ug/L		08/23/12 17:00	1
1,2-Dichlorobenzene	0.77	U	0.96	0.77	0.28	ug/L		08/23/12 17:00	1
1,3-Dichlorobenzene	0.77	U	0.96	0.77	0.77	ug/L		08/23/12 17:00	1
1,4-Dichlorobenzene	0.77	U	0.96	0.77	0.33	ug/L		08/23/12 17:00	1
3,3'-Dichlorobenzidine	0.77	U	4.8	0.77	0.36	ug/L		08/23/12 17:00	1
2,4-Dichlorophenol	0.77	U	1.9	0.77	0.77	ug/L		08/23/12 17:00	1
Diethyl phthalate	0.77	U	0.96	0.77	0.58	ug/L		08/23/12 17:00	1
2,4-Dimethylphenol	0.77	U	1.9	0.77	0.77	ug/L		08/23/12 17:00	1
Dimethyl phthalate	0.77	U	0.96	0.77	0.28	ug/L		08/23/12 17:00	1
Di-n-butyl phthalate	0.77	U	0.96	0.77	0.64	ug/L		08/23/12 17:00	1
4,6-Dinitro-2-methylphenol	2.3	U	4.8	2.3	2.3	ug/L		08/23/12 17:00	1
2,4-Dinitrophenol	2.3	U	4.8	2.3	2.3	ug/L		08/23/12 17:00	1
Di-n-octyl phthalate	0.77	U	0.96	0.77	0.77	ug/L		08/23/12 17:00	1
Fluoranthene	0.096	U	0.19	0.096	0.096	ug/L		08/23/12 17:00	1
Fluorene	0.096	U	0.19	0.096	0.096	ug/L		08/23/12 17:00	1
Hexachlorobenzene	0.096	U	0.19	0.096	0.096	ug/L		08/23/12 17:00	1
Hexachlorobutadiene	0.77	U	0.96	0.77	0.26	ug/L		08/23/12 17:00	1
Hexachlorocyclopentadiene	0.77	U	9.6	0.77	0.77	ug/L		08/23/12 17:00	1
Hexachloroethane	0.77	U	0.96	0.77	0.77	ug/L		08/23/12 17:00	1
Indeno[1,2,3-cd]pyrene	0.096	U	0.19	0.096	0.096	ug/L		08/23/12 17:00	1
Isophorone	0.77	U	0.96	0.77	0.26	ug/L		08/23/12 17:00	1
2-Methylnaphthalene	0.096	U	0.19	0.096	0.096	ug/L		08/23/12 17:00	1
2-Methylphenol	0.77	U	0.96	0.77	0.77	ug/L		08/23/12 17:00	1
3 & 4 Methylphenol	0.77	U	1.9	0.77	0.77	ug/L		08/23/12 17:00	1
Naphthalene	0.096	U	0.19	0.096	0.096	ug/L		08/23/12 17:00	1
2-Nitroaniline	0.77	U	1.9	0.77	0.77	ug/L		08/23/12 17:00	1

Client Sample ID: FWGWBGMW-019-0136-GW
Lab Sample ID: 240-13468-45
Date Collected: 07/24/12 10:11
Matrix: Water
Date Received: 07/25/12 07:30

Method: 8270C/DoD - Semivolatile Organic Compounds (GC/MS) (Continued)

Analyte	Result	Qualifier	LOQ	LOD	DL	Unit	D	Analyzed	Dil Fac
3-Nitroaniline	0.77	U	1.9	0.77	0.27	ug/L		08/23/12 17:00	1
4-Nitroaniline	0.77	U	1.9	0.77	0.77	ug/L		08/23/12 17:00	1
2-Nitrophenol	0.77	U	1.9	0.77	0.27	ug/L		08/23/12 17:00	1
4-Nitrophenol	2.3	U	4.8	2.3	2.3	ug/L		08/23/12 17:00	1
N-Nitrosodi-n-propylamine	0.77	U	0.96	0.77	0.77	ug/L		08/23/12 17:00	1
N-Nitrosodiphenylamine	0.77	U	0.96	0.77	0.30	ug/L		08/23/12 17:00	1
2,2'-oxybis[1-chloropropane]	0.77	U	0.96	0.77	0.38	ug/L		08/23/12 17:00	1
Pentachlorophenol	2.3	U	4.8	2.3	2.3	ug/L		08/23/12 17:00	1
Phenanthrene	0.096	U	0.19	0.096	0.096	ug/L		08/23/12 17:00	1
Phenol	0.77	U	0.96	0.77	0.58	ug/L		08/23/12 17:00	1
Pyrene	0.096	U	0.19	0.096	0.096	ug/L		08/23/12 17:00	1
1,2,4-Trichlorobenzene	0.77	U	0.96	0.77	0.27	ug/L		08/23/12 17:00	1
2,4,5-Trichlorophenol	0.77	U	4.8	0.77	0.29	ug/L		08/23/12 17:00	1
2,4,6-Trichlorophenol	0.77	U	4.8	0.77	0.77	ug/L		08/23/12 17:00	1

Surrogate	*%Recovery*	*Qualifier*	*Limits*	*Prepared*	*Analyzed*	*Dil Fac*
2-Fluorobiphenyl (Surr)	*52*		*50 - 110*	*07/27/12 10:22*	*08/23/12 17:00*	*1*
2-Fluorophenol (Surr)	*59*		*20 - 110*	*07/27/12 10:22*	*08/23/12 17:00*	*1*
Nitrobenzene-d5 (Surr)	*55*		*40 - 110*	*07/27/12 10:22*	*08/23/12 17:00*	*1*
Phenol-d5 (Surr)	*66*		*10 - 115*	*07/27/12 10:22*	*08/23/12 17:00*	*1*
Terphenyl-d14 (Surr)	*74*		*50 - 135*	*07/27/12 10:22*	*08/23/12 17:00*	*1*
2,4,6-Tribromophenol (Surr)	*53*		*40 - 125*	*07/27/12 10:22*	*08/23/12 17:00*	*1*

Client Sample ID: FWGWBGMW-018-0135-GW
Date Collected: 07/24/12 11:41
Date Received: 07/25/12 07:30

Lab Sample ID: 240-13468-47
Matrix: Water

Method: 8270C/DoD - Semivolatile Organic Compounds (GC/MS)

Analyte	Result	Qualifier	LOQ	LOD	DL	Unit	D	Analyzed	Dil Fac
Acenaphthene	0.096	U	0.19	0.096	0.096	ug/L		08/23/12 17:19	1
Acenaphthylene	0.096	U	0.19	0.096	0.096	ug/L		08/23/12 17:19	1
Anthracene	0.096	U	0.19	0.096	0.096	ug/L		08/23/12 17:19	1
Benzo[a]anthracene	0.096	U	0.19	0.096	0.096	ug/L		08/23/12 17:19	1
Benzo[a]pyrene	0.096	U	0.19	0.096	0.096	ug/L		08/23/12 17:19	1
Benzo[b]fluoranthene	0.096	U	0.19	0.096	0.096	ug/L		08/23/12 17:19	1
Benzo[g,h,i]perylene	0.096	U	0.19	0.096	0.096	ug/L		08/23/12 17:19	1
Benzoic acid	9.6	U	24	9.6	9.6	ug/L		08/23/12 17:19	1
Benzo[k]fluoranthene	0.096	U	0.19	0.096	0.096	ug/L		08/23/12 17:19	1
Benzyl alcohol	**0.59**	**J**	4.8	0.77	0.37	ug/L		08/23/12 17:19	1
Bis(2-chloroethoxy)methane	0.77	U	0.96	0.77	0.31	ug/L		08/23/12 17:19	1
Bis(2-chloroethyl)ether	0.096	U	0.96	0.096	0.096	ug/L		08/23/12 17:19	1
Bis(2-ethylhexyl) phthalate	0.77	U	1.9	0.77	0.77	ug/L		08/23/12 17:19	1
4-Bromophenyl phenyl ether	0.77	U	1.9	0.77	0.77	ug/L		08/23/12 17:19	1
Butyl benzyl phthalate	0.77	U	0.96	0.77	0.77	ug/L		08/23/12 17:19	1
Carbazole	0.77	U	0.96	0.77	0.27	ug/L		08/23/12 17:19	1
4-Chloroaniline	0.77	U	1.9	0.77	0.77	ug/L		08/23/12 17:19	1
4-Chloro-3-methylphenol	0.77	U	1.9	0.77	0.77	ug/L		08/23/12 17:19	1
2-Chloronaphthalene	0.096	U	0.96	0.096	0.096	ug/L		08/23/12 17:19	1
2-Chlorophenol	0.77	U	0.96	0.77	0.28	ug/L		08/23/12 17:19	1
4-Chlorophenyl phenyl ether	0.77	U	1.9	0.77	0.29	ug/L		08/23/12 17:19	1
Chrysene	0.096	U	0.19	0.096	0.096	ug/L		08/23/12 17:19	1
Dibenz(a,h)anthracene	0.096	U	0.19	0.096	0.096	ug/L		08/23/12 17:19	1
Dibenzofuran	0.096	U	0.96	0.096	0.096	ug/L		08/23/12 17:19	1
1,2-Dichlorobenzene	0.77	U	0.96	0.77	0.28	ug/L		08/23/12 17:19	1
1,3-Dichlorobenzene	0.77	U	0.96	0.77	0.77	ug/L		08/23/12 17:19	1
1,4-Dichlorobenzene	0.77	U	0.96	0.77	0.33	ug/L		08/23/12 17:19	1
3,3'-Dichlorobenzidine	0.77	U	4.8	0.77	0.36	ug/L		08/23/12 17:19	1
2,4-Dichlorophenol	0.77	U	1.9	0.77	0.77	ug/L		08/23/12 17:19	1
Diethyl phthalate	0.77	U	0.96	0.77	0.58	ug/L		08/23/12 17:19	1
2,4-Dimethylphenol	0.77	U	1.9	0.77	0.77	ug/L		08/23/12 17:19	1
Dimethyl phthalate	0.77	U	0.96	0.77	0.28	ug/L		08/23/12 17:19	1
Di-n-butyl phthalate	0.77	U	0.96	0.77	0.64	ug/L		08/23/12 17:19	1
4,6-Dinitro-2-methylphenol	2.3	U	4.8	2.3	2.3	ug/L		08/23/12 17:19	1
2,4-Dinitrophenol	2.3	U	4.8	2.3	2.3	ug/L		08/23/12 17:19	1
Di-n-octyl phthalate	0.77	U	0.96	0.77	0.77	ug/L		08/23/12 17:19	1
Fluoranthene	0.096	U	0.19	0.096	0.096	ug/L		08/23/12 17:19	1
Fluorene	0.096	U	0.19	0.096	0.096	ug/L		08/23/12 17:19	1
Hexachlorobenzene	0.096	U	0.19	0.096	0.096	ug/L		08/23/12 17:19	1
Hexachlorobutadiene	0.77	U	0.96	0.77	0.26	ug/L		08/23/12 17:19	1
Hexachlorocyclopentadiene	0.77	U	9.6	0.77	0.77	ug/L		08/23/12 17:19	1
Hexachloroethane	0.77	U	0.96	0.77	0.77	ug/L		08/23/12 17:19	1
Indeno[1,2,3-cd]pyrene	0.096	U	0.19	0.096	0.096	ug/L		08/23/12 17:19	1
Isophorone	0.77	U	0.96	0.77	0.26	ug/L		08/23/12 17:19	1
2-Methylnaphthalene	0.096	U	0.19	0.096	0.096	ug/L		08/23/12 17:19	1
2-Methylphenol	0.77	U	0.96	0.77	0.77	ug/L		08/23/12 17:19	1
3 & 4 Methylphenol	0.77	U	1.9	0.77	0.77	ug/L		08/23/12 17:19	1
Naphthalene	0.096	U	0.19	0.096	0.096	ug/L		08/23/12 17:19	1
2-Nitroaniline	0.77	U	1.9	0.77	0.77	ug/L		08/23/12 17:19	1

Client Sample ID: FWGWBGMW-018-0135-GW
Date Collected: 07/24/12 11:41
Date Received: 07/25/12 07:30

Lab Sample ID: 240-13468-47
Matrix: Water

Method: 8270C/DoD - Semivolatile Organic Compounds (GC/MS) (Continued)

Analyte	Result	Qualifier	LOQ	LOD	DL	Unit	D	Analyzed	Dil Fac
3-Nitroaniline	0.77	U	1.9	0.77	0.27	ug/L		08/23/12 17:19	1
4-Nitroaniline	0.77	U	1.9	0.77	0.77	ug/L		08/23/12 17:19	1
2-Nitrophenol	0.77	U	1.9	0.77	0.27	ug/L		08/23/12 17:19	1
4-Nitrophenol	2.3	U	4.8	2.3	2.3	ug/L		08/23/12 17:19	1
N-Nitrosodi-n-propylamine	0.77	U	0.96	0.77	0.77	ug/L		08/23/12 17:19	1
N-Nitrosodiphenylamine	0.77	U	0.96	0.77	0.30	ug/L		08/23/12 17:19	1
2,2'-oxybis[1-chloropropane]	0.77	U	0.96	0.77	0.38	ug/L		08/23/12 17:19	1
Pentachlorophenol	2.3	U	4.8	2.3	2.3	ug/L		08/23/12 17:19	1
Phenanthrene	0.096	U	0.19	0.096	0.096	ug/L		08/23/12 17:19	1
Phenol	0.77	U	0.96	0.77	0.58	ug/L		08/23/12 17:19	1
Pyrene	0.096	U	0.19	0.096	0.096	ug/L		08/23/12 17:19	1
1,2,4-Trichlorobenzene	0.77	U	0.96	0.77	0.27	ug/L		08/23/12 17:19	1
2,4,5-Trichlorophenol	0.77	U	4.8	0.77	0.29	ug/L		08/23/12 17:19	1
2,4,6-Trichlorophenol	0.77	U	4.8	0.77	0.77	ug/L		08/23/12 17:19	1

Surrogate	*%Recovery*	*Qualifier*	*Limits*	*Prepared*	*Analyzed*	*Dil Fac*
2-Fluorobiphenyl (Surr)	*56*		*50 - 110*	*07/27/12 10:22*	*08/23/12 17:19*	*1*
2-Fluorophenol (Surr)	*63*		*20 - 110*	*07/27/12 10:22*	*08/23/12 17:19*	*1*
Nitrobenzene-d5 (Surr)	*58*		*40 - 110*	*07/27/12 10:22*	*08/23/12 17:19*	*1*
Phenol-d5 (Surr)	*69*		*10 - 115*	*07/27/12 10:22*	*08/23/12 17:19*	*1*
Terphenyl-d14 (Surr)	*73*		*50 - 135*	*07/27/12 10:22*	*08/23/12 17:19*	*1*
2,4,6-Tribromophenol (Surr)	*59*		*40 - 125*	*07/27/12 10:22*	*08/23/12 17:19*	*1*

Client Sample ID: FWGWBGMW-DUP8-0146-GW
Date Collected: 07/24/12 12:41
Date Received: 07/25/12 07:30

Lab Sample ID: 240-13468-49
Matrix: Water

Method: 8270C/DoD - Semivolatile Organic Compounds (GC/MS)

Analyte	Result	Qualifier	LOQ	LOD	DL	Unit	D	Analyzed	Dil Fac
Acenaphthene	0.095	U	0.19	0.095	0.095	ug/L		08/23/12 17:39	1
Acenaphthylene	0.095	U	0.19	0.095	0.095	ug/L		08/23/12 17:39	1
Anthracene	0.095	U	0.19	0.095	0.095	ug/L		08/23/12 17:39	1
Benzo[a]anthracene	0.095	U	0.19	0.095	0.095	ug/L		08/23/12 17:39	1
Benzo[a]pyrene	0.095	U	0.19	0.095	0.095	ug/L		08/23/12 17:39	1
Benzo[b]fluoranthene	0.095	U	0.19	0.095	0.095	ug/L		08/23/12 17:39	1
Benzo[g,h,i]perylene	0.095	U	0.19	0.095	0.095	ug/L		08/23/12 17:39	1
Benzoic acid	9.5	U	24	9.5	9.5	ug/L		08/23/12 17:39	1
Benzo[k]fluoranthene	0.095	U	0.19	0.095	0.095	ug/L		08/23/12 17:39	1
Benzyl alcohol	0.76	U	4.8	0.76	0.36	ug/L		08/23/12 17:39	1
Bis(2-chloroethoxy)methane	0.76	U	0.95	0.76	0.30	ug/L		08/23/12 17:39	1
Bis(2-chloroethyl)ether	0.095	U	0.95	0.095	0.095	ug/L		08/23/12 17:39	1
Bis(2-ethylhexyl) phthalate	0.76	U	1.9	0.76	0.76	ug/L		08/23/12 17:39	1
4-Bromophenyl phenyl ether	0.76	U	1.9	0.76	0.76	ug/L		08/23/12 17:39	1
Butyl benzyl phthalate	0.76	U	0.95	0.76	0.76	ug/L		08/23/12 17:39	1
Carbazole	0.76	U	0.95	0.76	0.27	ug/L		08/23/12 17:39	1
4-Chloroaniline	0.76	U	1.9	0.76	0.76	ug/L		08/23/12 17:39	1
4-Chloro-3-methylphenol	0.76	U	1.9	0.76	0.76	ug/L		08/23/12 17:39	1
2-Chloronaphthalene	0.095	U	0.95	0.095	0.095	ug/L		08/23/12 17:39	1
2-Chlorophenol	0.76	U	0.95	0.76	0.28	ug/L		08/23/12 17:39	1
4-Chlorophenyl phenyl ether	0.76	U	1.9	0.76	0.29	ug/L		08/23/12 17:39	1
Chrysene	0.095	U	0.19	0.095	0.095	ug/L		08/23/12 17:39	1
Dibenz(a,h)anthracene	0.095	U	0.19	0.095	0.095	ug/L		08/23/12 17:39	1
Dibenzofuran	0.095	U	0.95	0.095	0.095	ug/L		08/23/12 17:39	1
1,2-Dichlorobenzene	0.76	U	0.95	0.76	0.28	ug/L		08/23/12 17:39	1
1,3-Dichlorobenzene	0.76	U	0.95	0.76	0.76	ug/L		08/23/12 17:39	1
1,4-Dichlorobenzene	0.76	U	0.95	0.76	0.32	ug/L		08/23/12 17:39	1
3,3'-Dichlorobenzidine	0.76	U	4.8	0.76	0.35	ug/L		08/23/12 17:39	1
2,4-Dichlorophenol	0.76	U	1.9	0.76	0.76	ug/L		08/23/12 17:39	1
Diethyl phthalate	0.76	U	0.95	0.76	0.57	ug/L		08/23/12 17:39	1
2,4-Dimethylphenol	0.76	U	1.9	0.76	0.76	ug/L		08/23/12 17:39	1
Dimethyl phthalate	0.76	U	0.95	0.76	0.28	ug/L		08/23/12 17:39	1
Di-n-butyl phthalate	0.76	U	0.95	0.76	0.64	ug/L		08/23/12 17:39	1
4,6-Dinitro-2-methylphenol	2.3	U	4.8	2.3	2.3	ug/L		08/23/12 17:39	1
2,4-Dinitrophenol	2.3	U	4.8	2.3	2.3	ug/L		08/23/12 17:39	1
Di-n-octyl phthalate	0.76	U	0.95	0.76	0.76	ug/L		08/23/12 17:39	1
Fluoranthene	0.095	U	0.19	0.095	0.095	ug/L		08/23/12 17:39	1
Fluorene	0.095	U	0.19	0.095	0.095	ug/L		08/23/12 17:39	1
Hexachlorobenzene	0.095	U	0.19	0.095	0.095	ug/L		08/23/12 17:39	1
Hexachlorobutadiene	0.76	U	0.95	0.76	0.26	ug/L		08/23/12 17:39	1
Hexachlorocyclopentadiene	0.76	U	9.5	0.76	0.76	ug/L		08/23/12 17:39	1
Hexachloroethane	0.76	U	0.95	0.76	0.76	ug/L		08/23/12 17:39	1
Indeno[1,2,3-cd]pyrene	0.095	U	0.19	0.095	0.095	ug/L		08/23/12 17:39	1
Isophorone	0.76	U	0.95	0.76	0.26	ug/L		08/23/12 17:39	1
2-Methylnaphthalene	0.095	U	0.19	0.095	0.095	ug/L		08/23/12 17:39	1
2-Methylphenol	0.76	U	0.95	0.76	0.76	ug/L		08/23/12 17:39	1
3 & 4 Methylphenol	0.76	U	1.9	0.76	0.76	ug/L		08/23/12 17:39	1
Naphthalene	0.095	U	0.19	0.095	0.095	ug/L		08/23/12 17:39	1
2-Nitroaniline	0.76	U	1.9	0.76	0.76	ug/L		08/23/12 17:39	1

Client Sample ID: FWGWBGMW-DUP8-0146-GW
Date Collected: 07/24/12 12:41
Date Received: 07/25/12 07:30

Lab Sample ID: 240-13468-49
Matrix: Water

Method: 8270C/DoD - Semivolatile Organic Compounds (GC/MS) (Continued)

Analyte	Result	Qualifier	LOQ	LOD	DL	Unit	D	Analyzed	Dil Fac
3-Nitroaniline	0.76	U	1.9	0.76	0.27	ug/L		08/23/12 17:39	1
4-Nitroaniline	0.76	U	1.9	0.76	0.76	ug/L		08/23/12 17:39	1
2-Nitrophenol	0.76	U	1.9	0.76	0.27	ug/L		08/23/12 17:39	1
4-Nitrophenol	2.3	U	4.8	2.3	2.3	ug/L		08/23/12 17:39	1
N-Nitrosodi-n-propylamine	0.76	U	0.95	0.76	0.76	ug/L		08/23/12 17:39	1
N-Nitrosodiphenylamine	0.76	U	0.95	0.76	0.30	ug/L		08/23/12 17:39	1
2,2'-oxybis[1-chloropropane]	0.76	U	0.95	0.76	0.38	ug/L		08/23/12 17:39	1
Pentachlorophenol	2.3	U	4.8	2.3	2.3	ug/L		08/23/12 17:39	1
Phenanthrene	0.095	U	0.19	0.095	0.095	ug/L		08/23/12 17:39	1
Phenol	0.76	U	0.95	0.76	0.57	ug/L		08/23/12 17:39	1
Pyrene	0.095	U	0.19	0.095	0.095	ug/L		08/23/12 17:39	1
1,2,4-Trichlorobenzene	0.76	U	0.95	0.76	0.27	ug/L		08/23/12 17:39	1
2,4,5-Trichlorophenol	0.76	U	4.8	0.76	0.29	ug/L		08/23/12 17:39	1
2,4,6-Trichlorophenol	0.76	U	4.8	0.76	0.76	ug/L		08/23/12 17:39	1

Surrogate	*%Recovery*	*Qualifier*	*Limits*	*Prepared*	*Analyzed*	*Dil Fac*
2-Fluorobiphenyl (Surr)	*52*		*50 - 110*	*07/27/12 10:22*	*08/23/12 17:39*	*1*
2-Fluorophenol (Surr)	*58*		*20 - 110*	*07/27/12 10:22*	*08/23/12 17:39*	*1*
Nitrobenzene-d5 (Surr)	*54*		*40 - 110*	*07/27/12 10:22*	*08/23/12 17:39*	*1*
Phenol-d5 (Surr)	*66*		*10 - 115*	*07/27/12 10:22*	*08/23/12 17:39*	*1*
Terphenyl-d14 (Surr)	*77*		*50 - 135*	*07/27/12 10:22*	*08/23/12 17:39*	*1*
2,4,6-Tribromophenol (Surr)	*61*		*40 - 125*	*07/27/12 10:22*	*08/23/12 17:39*	*1*

Client Sample ID: FWGFWGMW-007-0087-GW
Lab Sample ID: 240-13468-51
Date Collected: 07/24/12 15:01
Matrix: Water
Date Received: 07/25/12 07:30

Method: 8270C/DoD - Semivolatile Organic Compounds (GC/MS)

Analyte	Result	Qualifier	LOQ	LOD	DL	Unit	D	Analyzed	Dil Fac
Acenaphthene	0.095	U	0.19	0.095	0.095	ug/L		08/23/12 17:58	1
Acenaphthylene	0.095	U	0.19	0.095	0.095	ug/L		08/23/12 17:58	1
Anthracene	0.095	U	0.19	0.095	0.095	ug/L		08/23/12 17:58	1
Benzo[a]anthracene	0.095	U	0.19	0.095	0.095	ug/L		08/23/12 17:58	1
Benzo[a]pyrene	0.095	U	0.19	0.095	0.095	ug/L		08/23/12 17:58	1
Benzo[b]fluoranthene	0.095	U	0.19	0.095	0.095	ug/L		08/23/12 17:58	1
Benzo[g,h,i]perylene	0.095	U	0.19	0.095	0.095	ug/L		08/23/12 17:58	1
Benzoic acid	9.5	U	24	9.5	9.5	ug/L		08/23/12 17:58	1
Benzo[k]fluoranthene	0.095	U	0.19	0.095	0.095	ug/L		08/23/12 17:58	1
Benzyl alcohol	0.76	U	4.8	0.76	0.36	ug/L		08/23/12 17:58	1
Bis(2-chloroethoxy)methane	0.76	U	0.95	0.76	0.30	ug/L		08/23/12 17:58	1
Bis(2-chloroethyl)ether	0.095	U	0.95	0.095	0.095	ug/L		08/23/12 17:58	1
Bis(2-ethylhexyl) phthalate	**1.3**	**J**	1.9	0.76	0.76	ug/L		08/23/12 17:58	1
4-Bromophenyl phenyl ether	0.76	U	1.9	0.76	0.76	ug/L		08/23/12 17:58	1
Butyl benzyl phthalate	0.76	U	0.95	0.76	0.76	ug/L		08/23/12 17:58	1
Carbazole	0.76	U	0.95	0.76	0.27	ug/L		08/23/12 17:58	1
4-Chloroaniline	0.76	U	1.9	0.76	0.76	ug/L		08/23/12 17:58	1
4-Chloro-3-methylphenol	0.76	U	1.9	0.76	0.76	ug/L		08/23/12 17:58	1
2-Chloronaphthalene	0.095	U	0.95	0.095	0.095	ug/L		08/23/12 17:58	1
2-Chlorophenol	0.76	U	0.95	0.76	0.28	ug/L		08/23/12 17:58	1
4-Chlorophenyl phenyl ether	0.76	U	1.9	0.76	0.29	ug/L		08/23/12 17:58	1
Chrysene	0.095	U	0.19	0.095	0.095	ug/L		08/23/12 17:58	1
Dibenz(a,h)anthracene	0.095	U	0.19	0.095	0.095	ug/L		08/23/12 17:58	1
Dibenzofuran	0.095	U	0.95	0.095	0.095	ug/L		08/23/12 17:58	1
1,2-Dichlorobenzene	0.76	U	0.95	0.76	0.28	ug/L		08/23/12 17:58	1
1,3-Dichlorobenzene	0.76	U	0.95	0.76	0.76	ug/L		08/23/12 17:58	1
1,4-Dichlorobenzene	0.76	U	0.95	0.76	0.32	ug/L		08/23/12 17:58	1
3,3'-Dichlorobenzidine	0.76	U	4.8	0.76	0.35	ug/L		08/23/12 17:58	1
2,4-Dichlorophenol	0.76	U	1.9	0.76	0.76	ug/L		08/23/12 17:58	1
Diethyl phthalate	0.76	U	0.95	0.76	0.57	ug/L		08/23/12 17:58	1
2,4-Dimethylphenol	0.76	U	1.9	0.76	0.76	ug/L		08/23/12 17:58	1
Dimethyl phthalate	0.76	U	0.95	0.76	0.28	ug/L		08/23/12 17:58	1
Di-n-butyl phthalate	0.76	U	0.95	0.76	0.64	ug/L		08/23/12 17:58	1
4,6-Dinitro-2-methylphenol	2.3	U	4.8	2.3	2.3	ug/L		08/23/12 17:58	1
2,4-Dinitrophenol	2.3	U	4.8	2.3	2.3	ug/L		08/23/12 17:58	1
Di-n-octyl phthalate	0.76	U	0.95	0.76	0.76	ug/L		08/23/12 17:58	1
Fluoranthene	0.095	U	0.19	0.095	0.095	ug/L		08/23/12 17:58	1
Fluorene	0.095	U	0.19	0.095	0.095	ug/L		08/23/12 17:58	1
Hexachlorobenzene	0.095	U	0.19	0.095	0.095	ug/L		08/23/12 17:58	1
Hexachlorobutadiene	0.76	U	0.95	0.76	0.26	ug/L		08/23/12 17:58	1
Hexachlorocyclopentadiene	0.76	U	9.5	0.76	0.76	ug/L		08/23/12 17:58	1
Hexachloroethane	0.76	U	0.95	0.76	0.76	ug/L		08/23/12 17:58	1
Indeno[1,2,3-cd]pyrene	0.095	U	0.19	0.095	0.095	ug/L		08/23/12 17:58	1
Isophorone	0.76	U	0.95	0.76	0.26	ug/L		08/23/12 17:58	1
2-Methylnaphthalene	0.095	U	0.19	0.095	0.095	ug/L		08/23/12 17:58	1
2-Methylphenol	0.76	U	0.95	0.76	0.76	ug/L		08/23/12 17:58	1
3 & 4 Methylphenol	0.76	U	1.9	0.76	0.76	ug/L		08/23/12 17:58	1
Naphthalene	0.095	U	0.19	0.095	0.095	ug/L		08/23/12 17:58	1
2-Nitroaniline	0.76	U	1.9	0.76	0.76	ug/L		08/23/12 17:58	1

Client Sample ID: FWGFWGMW-007-0087-GW
Date Collected: 07/24/12 15:01
Date Received: 07/25/12 07:30

Lab Sample ID: 240-13468-51
Matrix: Water

Method: 8270C/DoD - Semivolatile Organic Compounds (GC/MS) (Continued)

Analyte	Result	Qualifier	LOQ	LOD	DL	Unit	D	Analyzed	Dil Fac
3-Nitroaniline	0.76	U	1.9	0.76	0.27	ug/L		08/23/12 17:58	1
4-Nitroaniline	0.76	U	1.9	0.76	0.76	ug/L		08/23/12 17:58	1
2-Nitrophenol	0.76	U	1.9	0.76	0.27	ug/L		08/23/12 17:58	1
4-Nitrophenol	2.3	U	4.8	2.3	2.3	ug/L		08/23/12 17:58	1
N-Nitrosodi-n-propylamine	0.76	U	0.95	0.76	0.76	ug/L		08/23/12 17:58	1
N-Nitrosodiphenylamine	0.76	U	0.95	0.76	0.30	ug/L		08/23/12 17:58	1
2,2'-oxybis[1-chloropropane]	0.76	U	0.95	0.76	0.38	ug/L		08/23/12 17:58	1
Pentachlorophenol	2.3	U	4.8	2.3	2.3	ug/L		08/23/12 17:58	1
Phenanthrene	0.095	U	0.19	0.095	0.095	ug/L		08/23/12 17:58	1
Phenol	0.76	U	0.95	0.76	0.57	ug/L		08/23/12 17:58	1
Pyrene	0.095	U	0.19	0.095	0.095	ug/L		08/23/12 17:58	1
1,2,4-Trichlorobenzene	0.76	U	0.95	0.76	0.27	ug/L		08/23/12 17:58	1
2,4,5-Trichlorophenol	0.76	U	4.8	0.76	0.29	ug/L		08/23/12 17:58	1
2,4,6-Trichlorophenol	0.76	U	4.8	0.76	0.76	ug/L		08/23/12 17:58	1

Surrogate	*%Recovery*	*Qualifier*	*Limits*	*Prepared*	*Analyzed*	*Dil Fac*
2-Fluorobiphenyl (Surr)	*63*		*50 - 110*	*07/27/12 10:22*	*08/23/12 17:58*	*1*
2-Fluorophenol (Surr)	*76*		*20 - 110*	*07/27/12 10:22*	*08/23/12 17:58*	*1*
Nitrobenzene-d5 (Surr)	*65*		*40 - 110*	*07/27/12 10:22*	*08/23/12 17:58*	*1*
Phenol-d5 (Surr)	*96*		*10 - 115*	*07/27/12 10:22*	*08/23/12 17:58*	*1*
Terphenyl-d14 (Surr)	*68*		*50 - 135*	*07/27/12 10:22*	*08/23/12 17:58*	*1*
2,4,6-Tribromophenol (Surr)	*77*		*40 - 125*	*07/27/12 10:22*	*08/23/12 17:58*	*1*

Client Sample ID: FWGFWGMW-006-0086-GW
Lab Sample ID: 240-13468-53
Date Collected: 07/24/12 16:37
Matrix: Water
Date Received: 07/25/12 07:30

Method: 8270C/DoD - Semivolatile Organic Compounds (GC/MS)

Analyte	Result	Qualifier	LOQ	LOD	DL	Unit	D	Analyzed	Dil Fac
Acenaphthene	0.095	U	0.19	0.095	0.095	ug/L		08/23/12 18:18	1
Acenaphthylene	0.095	U	0.19	0.095	0.095	ug/L		08/23/12 18:18	1
Anthracene	0.095	U	0.19	0.095	0.095	ug/L		08/23/12 18:18	1
Benzo[a]anthracene	0.095	U	0.19	0.095	0.095	ug/L		08/23/12 18:18	1
Benzo[a]pyrene	0.095	U	0.19	0.095	0.095	ug/L		08/23/12 18:18	1
Benzo[b]fluoranthene	0.095	U	0.19	0.095	0.095	ug/L		08/23/12 18:18	1
Benzo[g,h,i]perylene	0.095	U	0.19	0.095	0.095	ug/L		08/23/12 18:18	1
Benzoic acid	9.5	U	24	9.5	9.5	ug/L		08/23/12 18:18	1
Benzo[k]fluoranthene	0.095	U	0.19	0.095	0.095	ug/L		08/23/12 18:18	1
Benzyl alcohol	0.76	U	4.8	0.76	0.36	ug/L		08/23/12 18:18	1
Bis(2-chloroethoxy)methane	0.76	U	0.95	0.76	0.30	ug/L		08/23/12 18:18	1
Bis(2-chloroethyl)ether	0.095	U	0.95	0.095	0.095	ug/L		08/23/12 18:18	1
Bis(2-ethylhexyl) phthalate	**1.0**	**J**	1.9	0.76	0.76	ug/L		08/23/12 18:18	1
4-Bromophenyl phenyl ether	0.76	U	1.9	0.76	0.76	ug/L		08/23/12 18:18	1
Butyl benzyl phthalate	0.76	U	0.95	0.76	0.76	ug/L		08/23/12 18:18	1
Carbazole	0.76	U	0.95	0.76	0.27	ug/L		08/23/12 18:18	1
4-Chloroaniline	0.76	U	1.9	0.76	0.76	ug/L		08/23/12 18:18	1
4-Chloro-3-methylphenol	0.76	U	1.9	0.76	0.76	ug/L		08/23/12 18:18	1
2-Chloronaphthalene	0.095	U	0.95	0.095	0.095	ug/L		08/23/12 18:18	1
2-Chlorophenol	0.76	U	0.95	0.76	0.28	ug/L		08/23/12 18:18	1
4-Chlorophenyl phenyl ether	0.76	U	1.9	0.76	0.29	ug/L		08/23/12 18:18	1
Chrysene	0.095	U	0.19	0.095	0.095	ug/L		08/23/12 18:18	1
Dibenz(a,h)anthracene	0.095	U	0.19	0.095	0.095	ug/L		08/23/12 18:18	1
Dibenzofuran	0.095	U	0.95	0.095	0.095	ug/L		08/23/12 18:18	1
1,2-Dichlorobenzene	0.76	U	0.95	0.76	0.28	ug/L		08/23/12 18:18	1
1,3-Dichlorobenzene	0.76	U	0.95	0.76	0.76	ug/L		08/23/12 18:18	1
1,4-Dichlorobenzene	0.76	U	0.95	0.76	0.32	ug/L		08/23/12 18:18	1
3,3'-Dichlorobenzidine	0.76	U	4.8	0.76	0.35	ug/L		08/23/12 18:18	1
2,4-Dichlorophenol	0.76	U	1.9	0.76	0.76	ug/L		08/23/12 18:18	1
Diethyl phthalate	0.76	U	0.95	0.76	0.57	ug/L		08/23/12 18:18	1
2,4-Dimethylphenol	0.76	U	1.9	0.76	0.76	ug/L		08/23/12 18:18	1
Dimethyl phthalate	0.76	U	0.95	0.76	0.28	ug/L		08/23/12 18:18	1
Di-n-butyl phthalate	0.76	U	0.95	0.76	0.64	ug/L		08/23/12 18:18	1
4,6-Dinitro-2-methylphenol	2.3	U	4.8	2.3	2.3	ug/L		08/23/12 18:18	1
2,4-Dinitrophenol	2.3	U	4.8	2.3	2.3	ug/L		08/23/12 18:18	1
Di-n-octyl phthalate	0.76	U	0.95	0.76	0.76	ug/L		08/23/12 18:18	1
Fluoranthene	0.095	U	0.19	0.095	0.095	ug/L		08/23/12 18:18	1
Fluorene	0.095	U	0.19	0.095	0.095	ug/L		08/23/12 18:18	1
Hexachlorobenzene	0.095	U	0.19	0.095	0.095	ug/L		08/23/12 18:18	1
Hexachlorobutadiene	0.76	U	0.95	0.76	0.26	ug/L		08/23/12 18:18	1
Hexachlorocyclopentadiene	0.76	U	9.5	0.76	0.76	ug/L		08/23/12 18:18	1
Hexachloroethane	0.76	U	0.95	0.76	0.76	ug/L		08/23/12 18:18	1
Indeno[1,2,3-cd]pyrene	0.095	U	0.19	0.095	0.095	ug/L		08/23/12 18:18	1
Isophorone	0.76	U	0.95	0.76	0.26	ug/L		08/23/12 18:18	1
2-Methylnaphthalene	0.095	U	0.19	0.095	0.095	ug/L		08/23/12 18:18	1
2-Methylphenol	0.76	U	0.95	0.76	0.76	ug/L		08/23/12 18:18	1
3 & 4 Methylphenol	0.76	U	1.9	0.76	0.76	ug/L		08/23/12 18:18	1
Naphthalene	0.095	U	0.19	0.095	0.095	ug/L		08/23/12 18:18	1
2-Nitroaniline	0.76	U	1.9	0.76	0.76	ug/L		08/23/12 18:18	1

Client Sample ID: FWGFWGMW-006-0086-GW
Lab Sample ID: 240-13468-53
Date Collected: 07/24/12 16:37
Matrix: Water
Date Received: 07/25/12 07:30

Method: 8270C/DoD - Semivolatile Organic Compounds (GC/MS) (Continued)

Analyte	Result	Qualifier	LOQ	LOD	DL	Unit	D	Analyzed	Dil Fac
3-Nitroaniline	0.76	U	1.9	0.76	0.27	ug/L		08/23/12 18:18	1
4-Nitroaniline	0.76	U	1.9	0.76	0.76	ug/L		08/23/12 18:18	1
2-Nitrophenol	0.76	U	1.9	0.76	0.27	ug/L		08/23/12 18:18	1
4-Nitrophenol	2.3	U	4.8	2.3	2.3	ug/L		08/23/12 18:18	1
N-Nitrosodi-n-propylamine	0.76	U	0.95	0.76	0.76	ug/L		08/23/12 18:18	1
N-Nitrosodiphenylamine	0.76	U	0.95	0.76	0.30	ug/L		08/23/12 18:18	1
2,2'-oxybis[1-chloropropane]	0.76	U	0.95	0.76	0.38	ug/L		08/23/12 18:18	1
Pentachlorophenol	2.3	U	4.8	2.3	2.3	ug/L		08/23/12 18:18	1
Phenanthrene	0.095	U	0.19	0.095	0.095	ug/L		08/23/12 18:18	1
Phenol	0.76	U	0.95	0.76	0.57	ug/L		08/23/12 18:18	1
Pyrene	0.095	U	0.19	0.095	0.095	ug/L		08/23/12 18:18	1
1,2,4-Trichlorobenzene	0.76	U	0.95	0.76	0.27	ug/L		08/23/12 18:18	1
2,4,5-Trichlorophenol	0.76	U	4.8	0.76	0.29	ug/L		08/23/12 18:18	1
2,4,6-Trichlorophenol	0.76	U	4.8	0.76	0.76	ug/L		08/23/12 18:18	1

Surrogate	*%Recovery*	*Qualifier*	*Limits*	*Prepared*	*Analyzed*	*Dil Fac*
2-Fluorobiphenyl (Surr)	*61*		*50 - 110*	*07/27/12 10:22*	*08/23/12 18:18*	*1*
2-Fluorophenol (Surr)	*71*		*20 - 110*	*07/27/12 10:22*	*08/23/12 18:18*	*1*
Nitrobenzene-d5 (Surr)	*64*		*40 - 110*	*07/27/12 10:22*	*08/23/12 18:18*	*1*
Phenol-d5 (Surr)	*83*		*10 - 115*	*07/27/12 10:22*	*08/23/12 18:18*	*1*
Terphenyl-d14 (Surr)	*68*		*50 - 135*	*07/27/12 10:22*	*08/23/12 18:18*	*1*
2,4,6-Tribromophenol (Surr)	*74*		*40 - 125*	*07/27/12 10:22*	*08/23/12 18:18*	*1*

Appendix I

Ravenna, OH Data Review Checklist

Project Number: 030174.0016
Sample Event: July 2012
Data Reviewer/Date: Angye Dragotta/ August 28, 2012

SDG: 240-13468-1 Rev0
Analysis: SW846 8260B

Review Questions:	Yes	No	N/A	Comments	Qual/Criteria
1. Did Chain-of-Custody information agree with laboratory report?	X				
2. Were samples preserved properly and received in good condition?	X				QAPP Table 5-1,
3. Were holding times met?	X				QAPP Table 5-1, J/UJ/R
4. Were sample storage requirements met?	X				QAPP Table 5-1,
5. Were all QAPP addendum-specified target analytes reported?	X				QAPP Table 4-5
6. Was the GC/MS system tuned with bromofluorobenzene (BFB) during each 12 hour shift (prior to ICAL and Cal Ver.)?	X				QSM Table F-4
7. Calibration					
7a. Did the initial calibration curve consist of 5 concentration levels?	X			Instrument A3UX11–6/19/12 Instrument A3UX15–7/23/12	QSM Table F-4 R
7b. Did the Calibration Check Compounds (CCCs) (see Table 1 below) relative standard deviations (%RSD) ≤ 30%?	X				QSM Table F-4 R
7c. Were the minimum response factors (RFs) for the System Performance Check Compounds (SPCCs) (see Table 2 below) met?	X				QSM Table F-4
7d. Did target analytes with an average calibration type have an RSD ≤ 15%?	X				QSM Table F-4 15% <RSD< 20% = J/UJ
7e. IF the RSD was >15% was a different calibration option used?	X				
7f. If a linear regression curve was used, was the correlation coefficient r>0.995?	X			Instrument A3UX11–6/19/12-Acetone and methylene chloride used a linear fit with r>0.995. Instrument A3UX15–7/23/12-Methylene chloride used a linear fit with r>0.995.	QSM Table F-4 R<0.99=-J/R
7g. If a non-linear regression was used, was the COD r≥0.99, with a minimum of 6 points for second order and 7 points for third order?			X	Instrument A3UX15–7/23/12- cis-1,3-dichloropropene, bromoform and trans-1,3-dichloropropene	QSM Table F-4 R<0.99=-J/R
8. Was a LOD Level Verification performed quarterly for each reported analyte with detected results?	X			Instrument A3UX15–5/16/12 @1228, 1250,1313 Instrument A3UX11–5/15/12 @1448, 1425 5/2/12 @ 1510	QSM Table F-4 and section D.1.2.1

Project Number: 030174.0016
Sample Event: July 2012
Data Reviewer/Date: Angye Dragotta/ August 28, 2012

SDG: 240-13468-1 Rev0
Analysis: SW846 8260B

Review Questions:	Yes	No	N/A	Comments	Qual/Criteria
9. Was a MRL Level Verification run at the beginning and end of every daily sequence or every 12 hours?	X				
10. Were the QC/MRL recoveries 70-130%		X		A3UX15–7/27/12- Opening MRL analyzed @ 1103 recovered above control limits of 70-130% for bromoform at 130%, cis-1,3-dicloropropene at 163% and trans-1,3-dichloropropene at 161%. Methylene chloride recovered below control limits at 68%. The closing MRL analyzed at 2122 recovered above control limits of 70-130% for cis-1,3-dicloropropene at 159% and trans-1,3-dichloropropene at 148%. Bromomethane recovered below control limits at 50% and chloroethane at 66%. An MDL check was analyzed following the closing MRL check with detected bromomethane results. The methylene chloride, bromomethane and chloroethane results for FWG TEAM #1 TRIP, FWGLL12MW-245C-0106-GW, FWGLL12MW-DUP5-0143-GW, FWGCBPMW-009-0073-GW, FWGCBPMW-DUP2-0140-GW, FWGLL3MW-241C-0115-GW, FWG TEAM 2 TRIP, FWGLL12MW-247-0108-GW, FWGSCFMW-002-0130-GW, FWGEQUIPRINSE2-0155-GW, FWGLL11MW-011-0099-GW, FWGLL11MW-012-0100-GW, FWGCBLMW-005-0071-GW, FWGTEAM 3 – TRIP, FWGWBGMW-021-0138-GW, FWGWBGMW-009C-0134-GW, FWGWBGMW-020-0137-GW, FWGBKGMW-005-0068-GW and FWGFWGMW-014-0094-GW were qualified as estimated, "UJ". A3UX15–7/30/12- Opening MRL analyzed @ 1016 recovered above control limits of 70-130% for cis-1,3-dicloropropene at 171%, methylene chloride at 220% and trans-1,3-dichloropropene at 152%. The closing MRL analyzed at 2025 recovered above control limits of 70-130% for cis-1,3-dicloropropene at 151% and trans-1,3-dichloropropene at 138%. No qualifications were made as there were no detected concentrations reported for these targets in the bracketed field samples. A3UX11–8/1/12- Opening MRL analyzed @ 1226 recovered above control limits of 70-130% for methylene chloride at 165% and below control limits for chloroethane at 68%. The closing MRL analyzed at 2240 recovered above control limits of 70-130% for bromomethane at	Louisville Supplement to the DOD QSM

Project Number: 030174.0016
Sample Event: July 2012
Data Reviewer/Date: Angye Dragotta/ August 28, 2012

SDG: 240-13468-1 Rev0
Analysis: SW846 8260B

Review Questions:	Yes	No	N/A	Comments	Qual/Criteria
				171%, chloroethane at 185% and methylene chloride at 157% and below control limits for acetone at 30%.. An MDL check was analyzed following the closing MRL check with detected acetone results. The acetone results for samples FWGWBGmw-019-0136-GW and FWGWBGmw-DUP8-0146-GW were qualified as estimated, "UJ". No additional qualifications were required as there were no detected concentrations reported for the bracketed field samples.	
11. Was a second source verification (ICV) analyzed? Were results 80-120%?		X		A3UX11 6/19/12 @ 2044- The chloroethane ICV had a %D above control limits of 20% at 25.7%. No qualifications were required as there were no detected chloroethane results reported for the bracketed samples..	QSM Table F-4 J=<80% and >120%
12. Was a CCV run daily prior to analysis and every 12 hours of analysis time?	X				QSM Table F-4
12a. Were the average response factors (RFs) for the System Performance Check Compounds (SPCCs) (see Table 2 below) met?	X				QSM Table F-4
12b. Were all target analytes ≤ 20%D?		X		A3UX15 7/30/12 @ 0953- The %D for the following analytes were above control limits of 20% D; methylene chloride at 64.2% and bromodichloromethane at 25.6%. No qualifications were required as there were no detected methylene chloride or bromodichloromethane results reported for the samples associated with this CCV. A3UX11 8/1/12 @ 1203- The %D for the following analytes were above control limits of 20% D; bromomethane at 20.7%, acetone at 41.6% and methylene chloride at 22.7%. No qualifications were required as there were no detected methylene chloride, acetone or bromomethane results reported for the samples associated with this CCV. A3UX15 7/27/12 @ 1040- The %D for the following analytes were above control limits of 20% D; bromodichloromethane at 22.2% and cis-1,3-dichloropropene at 21%. No qualifications were required as there were no detected bromodichloromethane or cis-1,3-dichloropropene results reported for the samples associated with this CCV.	QSM Table F-4 %D <20% = J/UJ
13. Were the internal standards added to every	X				QSM Table F-4

Project Number: 030174.0016
Sample Event: July 2012
Data Reviewer/Date: Angye Dragotta/ August 28, 2012

SDG: 240-13468-1 Rev0
Analysis: SW846 8260B

Review Questions:	Yes	No	N/A	Comments	Qual/Criteria
sample?					
13a. Was the EICP area between -50% and +100% of the ICAL mid-point standard?	X				QSM Table F-4 R
13b. Were the retention times for all IS compounds within ±30 seconds from the RT of the mid-point standard in the ICAL?	X				QSM Table F-4 J/UJ
14. Were the retention times for target analytes within ±0.06 RRT units from the RT of the mid-point standard in the ICAL or the most recently updated RRT for all samples?	X				QSM Table F-4 J
15. Was a method blank prepared and analyzed with each batch?	X				QSM Table F-4
15a. Were target analytes detected in the method blank >1/2 the MRL >RL for common contaminants?	X			Checked by ADR. Methylene chloride was detected in the method blank analyzed 7/30/12 at 0.852ug/L and on 8/1/12 at 0.53ug/L. No qualifications were made as there were no detected methylene chloride concentrations reported for the associated field samples.	QSM Table F-4 <5/10X =B
16. Was a field blank (equipment and/or trip) collected and analyzed?	X			FWGEQUIPRinse2-0155-GW, FWGTEAM1-TRIP, FWGTEAM2-TRIP and FWGTEAM3-TRIP, FWG TEAM4- TRIP	
16a. Were target analytes detected in the field blank?	X			Checked by ADR. Acetone was detected in FWGTEAM2-TRIP at 4.6ug/l, FWGTEAM3-TRIP at 4.2ug/L, FWGTEAM#1-TRIP at 3.9ug/L and FWGTEAM4-TRIP at 11ug/L. Samples FWGEQUIPRinse2-0155-GW, FWGLL12MW-245C-0106-GW, FWGLL12MW-DUP5-0143-GW, FWGLL12MW-247-0108-GW, FWGLL11MW-012-0100-GW, FWGCBLMW-005-0071-GW, FWGFWGMW-006-0086-GW, FWGFWGMW-007-0087-GW and FWGFWGMW-014-0094-GW, were qualified, "B". Acetone was detected FWGEQUIPRinse2-0155-GW at 5.4ug/L. The acetone results for samples FWGLL12MW-245C-0106-GW, FWGLL12MW-DUP5-0143-GW, FWGLL12MW-247-0108-GW, FWGLL11MW-012-0100-GW, FWGCBLMW-005-0071-GW, FWGTEAM 3 – TRIP, FWGFWGMW-006-0086-GW, FWGFWGMW-007-0087-GW and FWGFWGMW-014-0094-GW, were qualified, "B".	QSM Table F-4 <5/10X =B

Ravenna, OH Data Review Checklist

Project Number: 030174.0016
Sample Event: July 2012
Data Reviewer/Date: Angye Dragotta/ August 28, 2012

SDG: 240-13468-1 Rev0
Analysis: SW846 8260B

Review Questions:	Yes	No	N/A	Comments	Qual/Criteria
17. Was a LCS prepared and analyzed with each batch?	X				QSM Table F-4
17a. Were the LCS recoveries within limits specified in Table G-5 of the DoD QSM?	X			ADR checked section;	QSM Table F-4, Table G-5 J/UJ
18. Was a MS/MSD prepared with each batch?	X				QSM Table F-4
18a. Were the MS/MSD recoveries within limits specified in Table G-4 of the DoD QSM with an RPD <30%?	X			ADR checked section;	QSM Table F-4, Table G-5 J/UJ Parent sample only
19. Was a field duplicate analyzed?	X				QSM Table F-4,
19a. Were the field duplicates RPDs within ±30%?	X			Checked by ADR.	QSM Table F-4, RPD >30=J Parent sample only
20. Were surrogate recoveries within control limits specified in the DOD QSM?		X		The surrogate, toluene-d8, recovered below control limits of 85-120% in sample FWGLL12mw-245c-0106-GW at 84%. The results for sample FWGLL12mw-245c-0106-GW were qualified as estimated, "J/UJ".	QSM Tables F-4 & G-3 >150%=J; 10% - 50%=J/UJ; <10%=J/R
21. Were reported sample concentrations within calibration range?	X				

References:
DoD Quality Systems Manual (QSM), version 4.1, October 2010
Louisville DoD Quality Systems Manual Supplement (LS), Version 1 March 2007
Final Facility Wide Groundwater Monitoring Program, RVAAP-66 Facility Wide Groundwater Quality Assurance Project Plan (QAPP) Addendum for the Ravenna Army Ammunition Plant, Ravenna, OH, Environmental Quality Management, January 2012
Final Facility Wide Quality Assurance Project Plan for Environmental Investigations Groundwater for the Ravenna Army Ammunition Plant, Ravenna, OH, SAIC, February 2011

Additional Comments:

Ravenna, OH Data Review Checklist

Project Number: 030174.0016
Sample Event: July 2012
Data Reviewer/Date: Angye Dragotta/ August 28, 2012

SDG: 240-13468-1 Rev0
Analysis: SW846 8260B

Table1- CCCs

Analyte
1,1-Dichloroethene
Chloroform
1,2-Dichloropropane
Toluene
Ethylbenzene
Vinyl chloride

Table 2- SPCCs

Analyte	Minimum RF
Chloromethane	0.10
1,1-Dichlorethane	0.10
Bromoform	0.10
Chlorobenzene	0.30
1,1,2,2-Tetrachloroethane	0.30

Ravenna, OH Data Review Checklist

Project Number: 030174.0016
Sample Event: July 2012
Data Reviewer/Date: Angye Dragotta/ Sept 3, 2012

SDG: 240-13468-1 R0
Analysis: SW846 8270

Review Questions:	Yes	No	N/A	Comments	Qual/Criteria
1. Did Chain-of-Custody information agree with laboratory report?	X				
2. Were samples preserved properly and received in good condition?	X				QAPP Table 5-1,
3. Were holding times met?	X				QAPP Table 5-1, J/UJ/R
4. Were sample storage requirements met?	X				QAPP Table 5-1,
5. Were all QAPP-specified target analytes reported?	X				QAPP Table 4-6
6. Was the GC/MS system tuned each 12 hour shift (prior to ICAL and Cal Ver.)?	X				QSM Table F-4
7. Initial Calibration					
7a. Did the initial calibration curve consist of 5 concentration levels?	X			Instrument A4HP9–8/22/12 Instrument A4HP10–8/22/12	QSM Table F-4 R
7b. Did the Calibration Check Compounds (CCCs) (see Table 1 below) relative standard deviations (%RSD) ≤ 30%?	X				QSM Table F-4 R
7c. Were the minimum response factors (RFs) for the System Performance Check Compounds (SPCCs) (see Table 2 below) ≤0.050?	X				QSM Table F-4
7d. Were all other target analytes reported with an avg response have an RSD ≤ 15%?	X				QSM Table F-4 15% <RSD< 20% = J/UJ
7e. IF the RSD was >15% was a different calibration option used?	X				
7f. If a linear regression curve was used, was the correlation coefficient r>0.995?	X				QSM Table F-4 R<0.99=-J/R
7g. If a non-linear regression was used, was the COD r≥0.99, with a minimum of 6 points for second order and 7 points for third order?	X			A4HP10 Benzoic acid, 2,4-dinitrophenol, hexachlorocyclopentadiene, 4,6-dinitro-2-methylphenol, 2,6-dintrotoluene, 1,2-dinitrobenzene, 2,4-dintrotoluene, di-n-octylphthalte used a quadratic fit. A4HP9 Benzoic acid, 2,4-dinitrophenol, 4,6-dinitro-2-methylphenol and pentachlorophenol used a quadratic fit.	QSM Table F-4 R<0.99=-J/R
8. Was a LOD Level Verification performed quarterly for each reported analyte?	X				QSM Table F-4 and section D.1.2.1
9 Was a breakdown check run at the beginning of every 12 hours with DDT degradation <20% and tailing factors of benzidine and pentachlorophenol ≤2?	X				QSM Table F-4 R
10. Was a MRL Level Verification run at the beginning and end of every daily sequence or every 12 hours with recoveries within 70-130%?	X				Louisville Supplement to the DOD QSM

Ravenna, OH Data Review Checklist

Project Number: 030174.0016
Sample Event: July 2012
Data Reviewer/Date: Angye Dragotta/ Sept 3, 2012

SDG: 240-13468-1 R0
Analysis: SW846 8270

Review Questions:	Yes	No	N/A	Comments	Qual/Criteria
11. Was a second source verification (ICV) analyzed? Were results 80-120%?	X			A4HP10 8/22/12 @ 1453 A4HP9 8/22/12 @ 1658, The ICV recovered below limits of 20% with a %D of 20.7% for 4-chloroaniline, benzo(b) fluoranthene at 26.1%, benzo(a)pyrene at 23.4% and 37.3% for 3,3'-dichlorobenzidine. The 4-chloroaniline, benzo(b) fluoranthene, benzo(a)pyrene and 3,3'-dichlorobenzidine results for samples FWGLL12mw-247c-0108-GW, FWGEQUIPRinse2-0155-GW, FWGLL11mw-011-0099-GW, FWGLL11mw-012-0100-GW, FWGCBLmw-005-0071-GW, FWGWBGmw-021-0138-GW, FWGWBGmw-020-0137-GW, FWGFWGmw-014-0094, FWGWBGmw-018-0135-GW, FWGWBGmw-019-0136-GW, FWGWBGmw-DUP8-0146-GW, FWGFWGmw-007-0187-GW and FWGFWGmw-006-0186-GW were qualified as estimated, "UJ".	QSM Table F-4 J=<80% and >120%
12. Was a CCV run daily prior to analysis and every 12 hours of analysis time?	X			A4HP10 8/22/12 @ 1705, 8/23/12 @ 0814 A4HP9 8/22/12 @ 1616, 8/23/12 @ 1245	QSM Table F-4
12a. Were the average response factors (RFs) for the System Performance Check Compounds (SPCCs) ≥0.050?	X				QSM Table F-4
12b. Were all target analytes ≤ 20%D?	X				QSM Table F-4 %D <20% = J/UJ
13. Were the internal standards added to every sample?	X				QSM Table F-4
13a. Was the EICP area between -50% and +100% of the ICAL mid-point standard?	X				QSM Table F-4 R
13b. Were the retention times for all IS compounds within ±30 seconds from the RT of the mid-point standard in the ICAL?	X				QSM Table F-4 J/UJ
14. Were the retention times for target analytes within ±0.06 RRT units from the RT of the mid-point standard in the ICAL or the most recently updated RRT for all samples?	X				QSM Table F-4 J
15. Was a method blank prepared and analyzed with each batch?	X				QSM Table F-4
15a. Were target analytes detected in the method blank >1/2 the MRL, >RL for common contaminants?	X			Checked by ADR. bis (2-ethylhexyl)phthalate was detected in the method blank for batch 240-52111 at 0.817ug/L. The bis (2-ethylhexyl)phthalate results for samples FWGLL11mw-011-0099-GW, FWGLL11mw-012-0100-GW, FWGCBLmw-005-0071-GW, FWGLL12mw-247c-0108-GW, FWGWBGmw-006c-0132-GW and FWGWBGmw-0021-0138-GW were qualified, "B".	QSM Table F-4 <5/10X =B
16. Was a field blank (equipment and/or trip) collected and analyzed?	X			FWGEQUIPRinse2-0155-GW	
16a. Were target analytes detected in the field blank?		X		Checked by ADR.	QSM Table F-4 <5/10X =B

Ravenna, OH Data Review Checklist

Project Number: 030174.0016
Sample Event: July 2012
Data Reviewer/Date: Angye Dragotta/ Sept 3, 2012

SDG: 240-13468-1 R0
Analysis: SW846 8270

Review Questions:	Yes	No	N/A	Comments	Qual/Criteria
17. Was a LCS prepared and analyzed with each batch?	X				QSM Table F-4
17a. Were the LCS recoveries within limits specified in Table G-6 of the DoD QSM?		X		ADR checked section; The LCS recovered below control limits of 50-105% for 2-chloronaphthalene at 48% in batch 240-52110. The 2-chloronaphthalene results for FWGLL12mw-245c-0106-GW, FWGLL12mw-DUP5-0143-GW, FWGCBPmw-002c-0072-GW, FWGCBPmw-009-0073-GW, FWGLL3mw-241c-0115-GW and FGCBPmw-DUP2-0140-GW were qualified as were qualified as estimated, "UJ".	QSM Table F-4, Table G-6 J/UJ
18. Was a MS/MSD prepared with each batch?	X				
18a. Were the MS/MSD recoveries within limits specified in Table G-6 of the DoD QSM with an RPD <30%?	X			ADR checked section;	QSM Table F-4, Table G-6 J/UJ Parent sample only
19. Was a field duplicate analyzed?	X			Checked by ADR	
19a. Were the field duplicates RPDs within ±50%?		X		Checked by ADR. The bis (2-ethylhexyl) phthalate RPD was above control limits of 50% for the field duplicate analyzed on sample FWGLL12mw-245c-0106-GW at 67%. The bis (2-ethylhexyl) phthalate result for sample FWGLL12mw-245c-0106-GW was qualified as estimated, "J". The benzyl alcohol RPD was above control limits of 50% for the field duplicate analyzed on sample FWGWBGmw-018-0135-GW at 200%. The benzyl alcohol result for sample FWGWBGmw-018-0135-GW was qualified as estimated, "J".	QSM Table F-4, RPD >50=J Parent sample only
20. Were surrogate recoveries within control limits specified in the DOD QSM?		X		For sample FWGFWGmw-014-0094-GW, the surrogate terphenyl-d14 recovered below control limits of 50-135% at 39%. The surrogate 2-fluorobiphenyl recovered below control limits of 50-110% in sample FWGLL11mw-011-0099-GW at 45%, FWGLL12mw-247-0108-GW at 49% and in sample FWGSCFmw-0020130-GW at 39%. Due to hold time exceedances, the sample could not be reextracted and was reported with the surrogate outliers. The results for samples FWGFWGmw-014-0094-GW, FWGLL11mw-011-0099-GW, FWGLL12mw-247-0108-GW and FWGSCFmw-0020130-GW were qualified as estimated, "J/UJ".	QSM Tables F-4 & G-3 >150%=J; 10% -50%=J/UJ; <10%=J/R
21. Were reported sample concentrations within calibration range?	X				

References:
DoD Quality Systems Manual (QSM), version 4.1 October 2010

Louisville DoD Quality Systems Manual Supplement (LS), Version 1 March 2007

Ravenna, OH Data Review Checklist

Project Number: 030174.0016
Sample Event: July 2012
Data Reviewer/Date: Angye Dragotta/ Sept 3, 2012

SDG: 240-13468-1 R0
Analysis: SW846 8270

Final Facility Wide Groundwater Monitoring Program, RVAAP-66 Facility Wide Groundwater Quality Assurance Project Plan (QAPP) Addendum for the Ravenna Army Ammunition Plant, Ravenna, OH, Environmental Quality Management, January 2012

Final Facility Wide Quality Assurance Project Plan for Environmental Investigations Groundwater for the Ravenna Army Ammunition Plant, Ravenna, OH, SAIC, February 2011
Additional Comments:

Table 1: CCCs *(All analytes if CCCs not included in standard)*

Base / Neutral Compounds	Acid Compounds
Acenaphthalene	4-Chloro-3-methylphenol
1,4-Dichlorobenzene	2,4-Dichlorophenol
Hexachlorobutadiene	2-Nitrophenol
N-Nitrosodiphehylamine	Phenol
Di-n-octylphthalate	Pentachlorophenol
Fluoroanthene	2,4,6-Trichlorophenol
Benzo(a)pyrene	

Table 2: SPCCs -

N-Nitroso-di-n-propylamine	0.050
Hexachlorocyclopentadiene	0.050
2,4-Dinitrophenol	0.050
4-Nitrophenol	0.050

Ravenna, OH Data Review Checklist

Project Number: 030174.0016
Sample Event: July 2012
Data Reviewer/Date: Angye Dragotta/ Aug 28, 2012

SDG: 240-13468-1 R0
Analysis: SW846 8081A

Review Questions:	Yes	No	N/A	Comments	Qual/Criteria
1. Did Chain-of-Custody information agree with laboratory report?	X				
2. Were samples preserved properly and received in good condition?	X				QAPP Table 5-1, NELAC
3. Were holding times met?	X				QAPP Table 5-1 J/UJ/R
4. Were sample storage requirements met?	X				QAPP Table 5-1
5. Were all QAPP-specified target analytes reported?	X				QAPP Table 4-3
6. Was a DDT standard analyzed every 12 hours? Was the DDT %breakdown < 15%?	X				QSM Table F-2 >15%=J/R
7. Was an endrin standard analyzed every 12 hours? Was the endrin %breakdown <15%?		X		(8/2/12)The DDT breakdown analyzed at 16:45 was 15.36% on the second column. As this column was used for confirmation only, no qualifications were made. (8/3/12)The DDT breakdown analyzed at 01:27 was 15.29% on the second column. As this column was used for confirmation only, no qualifications were made.	QSM Table F-2 >15%=J/R
8. Initial Calibration					
8a. Does the initial calibration curve consist of 5 concentration levels?	X			Instrument A2HP3 7/27/12, 8/10/12 7/30/12 & 8/10/12 (tox) Instrument A2HP9 8/4/12	QSM Table F-2 R
8a. Were the %RSDs for each analyte ≤ 20%? OR was the average %RSD ≥20% with the r^2 >0.990?	X				QSM Table F-2 RSD>20% or r<0.99=J/R
9. Was a LOD Level Verification performed once per quarter with all target analytes detected?			X	No data provided so no evaluation could be made.	QSM Table F-2 R
10. Was a MRL Verification performed at the beginning and end of the sequence or every 12 hours with results within limits of 70-130%?		X		The MRL analyzed 8/2/ 12 @1814 recovered below control limits for toxaphene at 67%. The MRL analyzed 8/10/ 12 @2113 recovered below control limits for 4,4'-DDD at 8%. No qualifications were made as the second column was used for confirmation only and there were no detected pesticide concentrations reported from the primary column.	QSM Table F-2, G-14 >UL=J; <LL=J/UJ/R

Ravenna, OH Data Review Checklist

Project Number: 030174.0016
Sample Event: July 2012
Data Reviewer/Date: Angye Dragotta/ Aug 28, 2012

SDG: 240-13468-1 R0
Analysis: SW846 8081A

Review Questions:	Yes	No	N/A	Comments	Qual/Criteria
11. Was a second source (ICV) verification analyzed after the ICAL? Were results 80-120%?	X			5/5/12- 1458, 1746	QSM Table F-2 >120%=J; <80%=J/UJ
12. Was a CCV run every 12 hours or at the beginning and end of the analytical run with the %D for all target analytes ≤20%?		X		The CCV analyzed 8/13/12 @1934on CLP-1 had %D for gamma-BHC above control limits of 20% with a %D of 20.6% No qualifications were required as the bracketed samples had no reported concentrations of gamma-BHC.	QSM Table F-2 >120%=J; <80%=J/UJ
13. Was a method blank prepared and analyzed with each batch?	X				QSM Table F-2
14. Were target analytes detected> ½ the RL?		X			QSM Table F-2 <5x=B
15. Was a field blank collected and analyzed?	X				
16. Were target analytes detected in the field blank analyses >1/2 the MRL?		X			QSM Table F-2 <5x=B
17. Was an LCS prepared and analyzed with each batch?	X				QSM Table F-2
18. Were the LCS recoveries within limits specified in QSM Table G-14?	X			Checked by ADR.	QSM Table G-14 >UL=J; <LL=J/UJ/R
19. Was a MS/MSD pair prepared with each batch?		X		No matrix spike analysis was analyzed due to insufficient sample volume	QSM Table F-2
20. Was the MS/MSD parent a Ravenna sample?			X		
21. Were MS/MSD recoveries and RPD within limits specified in QSM Table G-14?			X		QSM Table F-2 Pj with >UL=J; <LL=J/UJ/R
22. Were surrogate recoveries as specified in QSM table G-3?		X		The surrogate, DCB, recovered below control limits of 30-135% in sample FWGLL11mw-011-0099-GW at 28%, FWGWBGmw-021-0138-GW at 27%, FWGFWGmw-007-0087-GW at 27% and FWGFWGmw-006-0086-GW at 23%. No qualifications were made as the surrogates were from the confirmation column and there were no detected concentrations reported for the bracketed samples.	QSM Table F-2 >LL=J; <LL=UJ/J/R
23. Was a field duplicate analyzed? Were the RPDs ≤50%?	X			Checked by ADR.	RPD >50=J parent sample only
24. Were all positive results verified by a second column confirmation? Were the RPD's ≤ 40?			X	No confirmation was required as there were no detected results reported for the field samples.	QSM Table F-2 >40 RPD=J

References:

Ravenna, OH Data Review Checklist

Project Number: 030174.0016
Sample Event: July 2012
Data Reviewer/Date: Angye Dragotta/ Aug 28, 2012

SDG: 240-13468-1 R0
Analysis: SW846 8081A

DoD Quality Systems Manual (QSM), version 4.1, October 2010

Louisville DoD Quality Systems Manual Supplement (LS), Version 1 March 2007

Final Facility Wide Groundwater Monitoring Program, RVAAP-66 Facility Wide Groundwater Quality Assurance Project Plan (QAPP) Addendum for the Ravenna Army Ammunition Plant, Ravenna, OH, Environmental Quality Management, January 2012

Final Facility Wide Quality Assurance Project Plan for Environmental Investigations Groundwater for the Ravenna Army Ammunition Plant, Ravenna, OH, SAIC, February 2011 Additional Comments:

Ravenna, OH Data Review Checklist

Project Number: 030174.0016
Sample Event: July 2012
Data Reviewer/Date: Angye Dragotta/August 29, 2012

SDG: 240-13468-1 R0
Analysis: SW846 8082

Review Questions:	Yes	No	N/A	Comments	Qual/Criteria
1. Did Chain-of-Custody information agree with laboratory report?	X				
2. Were samples preserved properly and received in good condition?	X				QAPP Table 5-1
3. Were holding times met?		X		Due to surrogate outliers, samples FWGWBGmw-018-135-GW and FWGWBGmw-021-138-GW were re-extracted. Re-extraction was performed at thirteen days after collection. The results for samples FWGWBGmw-018-135-GW and FWGWBGmw-021-138-GW were qualified as estimated, "UJ" as the re-extraction was performed within 2x hold.	QAPP Table 5-1 J/UJ/R
4. Were sample storage requirements met?	X				QAPP Table 5-1
5. Were all QAPP-specified target analytes reported?	X				QAPP Table 4-3
6. Calibration					
6a. Does the initial calibration curve consist of 5 concentration levels of Aroclors 1016 and 1260?	X			Instrument A2HP4 7/23/12 Stds = 0.05, 0.1, 0.2, 0.5, 1.0, 2.0	QSM Table F-2 R
6b. Was the % RSD ≤ 20%? or Were the r^2s >0.990?	X				QSM Table F-2 RSD>20% or r<0.99= J/R
7. Was a LOD Verification performed once per quarter? Were all target analytes detected?	X			4/26/12	QSM Table F-2 R
8. Was an MRL Level Verification performed at the beginning and end of the sequence or every 12 hours? Were recoveries 70-130%?		X		The MRL analyzed 8/7/12 @ 1511on CLP-1 recovered above control limits of 70-130% for Aroclor 1016 at 136% and at 2202 aroclor 1016 recovered at 142%. No qualification was made as there were no detected aroclor concentrations reported for the bracketed samples.	LCG Table 3 >UCL=J; <LCL=J/UJ/R;
9. Was a second source (ICV) verification performed after the ICAL? Were the avg of all peaks for each aroclor 80-120%?	X				QSM Table F-2 >120%=J; <80%=J/ UJ/R
10. Were single standards of the other five Aroclors run to aid in pattern recognition and to determine a single point calibration factor?			X	All other aroclors calibrated.	Method 8082 Section 5.6.2
11. Was a CCV run every 12 hours?	X				QSM Table F-2

Ravenna, OH Data Review Checklist

Project Number: 030174.0016
Sample Event: July 2012
Data Reviewer/Date: Angye Dragotta/August 29, 2012

SDG: 240-13468-1 R0
Analysis: SW846 8082

Review Questions:	Yes	No	N/A	Comments	Qual/Criteria
12. Was the % D ≤ 20 % for each analyte?	X				QSM Table F-2 D>20%(neg)=J/ R D>20% (pos) =J
13. Was a method blank prepared and analyzed with each batch?	X			Section checked by ADR	QSM Table F-2
14. Were target analytes <1/2 the MRL?	X				QSM Table F-2 <5x = B
15. Was an equipment blank collected and analyzed?	X				
16. Were target analytes in the field blank analyses (equipment) <1/2 the MRL?	X			Section checked by ADR	QSM Table F-2 <5x = B
17. Was an LCS prepared and analyzed with each batch?	X				QSM Table F-2
18. Were the LCS recoveries within limits specified in LCG Appendix C?	X			Section checked by ADR	QSM Table F-2, Table G-16 >UL=J; <LCL%=J/R/UJ;
19. Was a MS/MSD pair prepared with each batch?		X		Insufficient sample volume for matrix spike analysis.	LCG Table 3
20. Was the MS/MSD parent a Ravenna sample?		X			
21. Were MS/MSD recoveries and RPD within limits specified in the DOD QSM Table G-16?	X			Checked by ADR.	QSM Table F-2, Table G-16 >UL=J; <LCL%=J/R/UJ;
22. Was the surrogate spiked into all samples?	X				
23. Were surrogate recoveries As specified in table G-3 of the DoD QSM?		X		Checked by ADR. The surrogate, DCB, recovered below control limits of 40-135% for sample FWGFWGmw-006-0086-GW at 28% on CLP-1 and at 26% on CLP-2 , FWGFWGmw-007-0087-GW at 33% on CLP-1 and at 30% on CLP-2, FWGFWGmw-014-0094-GW at 34% on CLP-1 and at 32% on CLP-2, FWGLL11mw-011-0099-GW at 32% on CLP-1 and at 30% on CLP-2, FWGLL12mw-247-0108-GW at 39% on CLP-1 and at 37% on CLP-2 and FWGFWGmw-020-0137-GW at 38% on CLP-1 and at 66% on CLP-2. The	QSM Table F-2, Table G-3 >UCL=J; <LCL=J/UJ/R

Project Number: 030174.0016
Sample Event: July 2012
Data Reviewer/Date: Angye Dragotta/August 29, 2012

SDG: 240-13468-1 R0
Analysis: SW846 8082

Review Questions:	Yes	No	N/A	Comments	Qual/Criteria
				surrogate, DCB, recovered below control limits of 40-135% for sample FWGWBGmw-021-0138-GW at 33% on CLP-2. The results for samples FWGFWGmw-006-0086-GW, FWGFWGmw-007-0087-GW, FWGFWGmw-014-0094-GW, FWGLL11mw-011-0099-GW, FWGLL12mw-247-0108-GW, FWGWBGmw-021-0138-GW and FWGFWGmw-020-0137-GW were qualified as estimated, "UJ".	
24. Was a field duplicate analyzed? Were the RPDs <50%?			X	Checked by ADR. No detected concentrations were reported.	QSM Table F-2, RPD >50=J
25. Were all positive results verified by a second dissimilar column confirmation? Was the RPD ≤ 40?			X	No detected concentrations were reported.	QSM Table F-2, RPD>40=J

References:
DoD Quality Systems Manual (QSM), version 4.1, October 2010

Louisville DoD Quality Systems Manual Supplement (LS), Version 1 March 2007

Final Facility Wide Groundwater Monitoring Program, RVAAP-66 Facility Wide Groundwater Quality Assurance Project Plan (QAPP) Addendum for the Ravenna Army Ammunition Plant, Ravenna, OH, Environmental Quality Management, January 2012

Final Facility Wide Quality Assurance Project Plan for Environmental Investigations Groundwater for the Ravenna Army Ammunition Plant, Ravenna, OH, SAIC, February 2011

Ravenna, OH Data Review Checklist

Project Number: 030174.0016
Sample Event: July 2012
Data Reviewer/Date: Angye Dragotta/ August 29, 2012

SDG: 240-13468-1 R0
Analysis: SW846 6010/6020/7470A

Review Questions:	Yes	No	N/A	Comments	Qual/Criteria
1. Did Chain-of-Custody information agree with laboratory report?	X				
2. Were samples preserved properly and received in good condition?	X				QAPP Table 5-1, NELAC
3. Were holding times met?	X				QAPP Table *5-1* J/UJ/R
4. Were sample storage requirements met?	X				QAPP Table *5-1*
5. Were all QAPP-specified target analytes reported?	X				QAPP Table 4-1
6. Was a LOD Verification performed once per quarter with all target analytes detected?	X			ICP 5/212, ICPMS 5/2/12 and mercury, 5/17/12	DoD QSM Table F-8
7. Tuning (ICP MS Only)					
7a. Was a tune performed daily prior to calibration	X				DoD QSM Table F-8 R
7b. Mass Calibration <0.1 amu from true value	X				
7c. Resolution <0.9 amu full width at 10 % peak height	X				
7d. RSD <%5 for a minimum of four replicate analyses	X				
8.Calibration	X				
8a. Was the ICAL performed daily with at least	X				DoD QSM Tables F-8 and F-7
3 standards and a blank for ICP	X				
2 standards and a blank for ICP MS	X				
5 standards and a blank for Hg	X				
8b. Was the correlation coefficient r≥0.995 for each analyte?	X				DoD QSM Tables F-8 and F-7 r<0.995=J/R
8c. Was the ICV (second source verification) analyzed after the ICAL with results 90-110% of the true value?	X				DoD QSM Tables F-8 and F-7
8d. Was the ICB analyzed after the ICV with detected results <1/2 the MRL?	X			ICP The ICB analyzed 8/7/12 had vanadium detected at 1.24ug/L. No qualifications were made as there were no detected vanadium results bracketed by this ICB. ICPMS The ICB analyzed 8/7/12 had thallium detected at 0.383ug/L. The thallium results for samples FWGLL12mw-247-0108-GF, FWGSCFmw-002-0130-GF,	DoD QSM Tables F-8 and F-7 < 5x = U

Ravenna, OH Data Review Checklist

Project Number: 030174.0016
Sample Event: July 2012
Data Reviewer/Date: Angye Dragotta/ August 29, 2012

SDG: 240-13468-1 R0
Analysis: SW846 6010/6020/7470A

Review Questions:	Yes	No	N/A	Comments	Qual/Criteria
				FWGWBGmw-019-0136-GF and FWGWBGmw-018-0135-GF were qualified "U" as the detected concentrations were <5x the thallium contamination.	
Sample Analysis					
9. Was a MRL Level Verification performed at the beginning of the daily sequence and end of the analytical sequence bracketing samples? Were results 70-130%?		X		ICP-The closing MRL check analyzed on 8/10/12 recovered above control limits of 70-130% for chromium at 476%. The detected chromium results for samples FWGLL12mw-Dup5-0143-GF, FWGCBPmw-002c-0072-GF, FWGEQUIPRinse2-0155-GW, FWGLL11mw-012-0100-GF, FWGCBLmw-005-0071-GF, FWGWBGmw-006c-0132-GF, FWGWBGmw-009c-0134-GF, FWGBKGmw-005-0068-GF, FWGFWGmw-014-0094-GF and FWGWBGmw-007c-0133-GF were qualified as estimated, "J".	LS to the DoD QSM DoD QSM Table G-18 >130%=J; 70-80%=J/UJ; <70%=J/UJ <65%=R
10. Were CCVs analyzed every 10 samples and at the end of the analytical sequence with results 90-110% of the true value?	X				DoD QSM Tables F-8 and F-7 >110%=J, <85%=J/R 90-85%=J/UJ;
11. Were the CCBs run every 10 samples and at the end of the analytical sequence? Were results <1/2 the MRL?	X			ICP • The CCBs analyzed 8/7/12 had vanadium detected at 1.76ug/L and 2.44ug/L. No qualifications were made as there were no reported detected vanadium results bracketed by this CCB. • The CCBs analyzed 8/10/12 had vanadium detected at 3.3ug/L, manganese at 2.94 ug/L and chromium at 16.8ug/L. The vanadium results for samples FWGLL12mw-245c-0106-GF, FWGLL12mw-Dup5-0143-GF, the chromium results for samples FWGLL11mw-012-0100-GF, FWGEQUIPRinse2-0155-GW, FWGCBLmw-005-0071-GF, FWGFWGmw-014-0094-GF, and FWGWBGmw-007c-0133-GF and the manganese results for FWGEQUIPRinse2-0155-GW, were qualified, "U" as the detected concentrations were less than 5x the CCB contamination. ICPMS The CCBs analyzed 8/7/12 had thallium detected from 169ug/L to 171ug/L, thallium from 0.344ug/L to 0.458ug/L and beryllium at 0.034ug/L. The thallium results for samples FWGLL12mw-247-0108-GF, FWGSCFmw-002-0130-GF, FWGWBGmw-019-0136-GF and FWGWBGmw-018-0135-GF, the cadmium results for samples FWGLL12mw-245c-0106-GF, FWGLL12mw-Dup5-0143-GF, FWGLL12mw-185c-0103-GF, FWGLL12mw-247-0108-GF, FWGCBLmw-005-0071-GF, FWGWBGmw-006-0132-GF and FWGFWGmw-007-0087-GF were qualified "U" as the detected concentrations were <5x the thallium contamination.	DoD QSM Tables F-8 and F-7 <5x = U

Ravenna, OH Data Review Checklist

Project Number: 030174.0016
Sample Event: July 2012
Data Reviewer/Date: Angye Dragotta/ August 29, 2012

SDG: 240-13468-1 R0
Analysis: SW846 6010/6020/7470A

Review Questions:	Yes	No	N/A	Comments	Qual/Criteria
12. Was an Interelement Check Standard run at the beginning of the analytical sequence and every 12 hours with the ICS recovery within 80 to 120% of true value for each element of interest (ICP and ICPMS only)?	X				DoD QSM Tables F-8 and F-7 >120%=J; 50-79%=J/UJ; <50%=Pj/R
13. Was a method blank prepared and analyzed with each batch?	X				DoD QSM Tables F-8 and F-7
14. Were target analytes <1/2 the MRL in the method blank?		X		Checked by ADR. ICP-The method blank from batch 240-52112 had vanadium detected at 1.72ug/L and the method blank from 240-52243 had potassium detected at 316ug/L. The vanadium result for samples FWGLL12mw-245c-0106-GF, FWGLL12mw-Dup5-0143-GF and FWGLL11mw-011-0099-GF and the potassium results for samples FWGFWGmw-006-0086-GF, FWGWBGmw-DUP8-0146-GF and FWGWBGmw-008c-0135-GF were qualified, "B".	DoD QSM Tables F-8 and F-7 <5x = B
15. Was a field blank collected and analyzed?	X				
16. Were target analytes reported in the field blank analyses >1/2 the MRL?	X			ADR checked section; ICP-The equipment rinse, FWGEQUIPRinse2-0155-GW, had manganese detected at 2.1ug/L and chromium at 5.2ug/L. The chromium results for samples FWGBKGmw-005-0068-GF, FWGCBLmw-005-0071-GF, FWGCBPmw-002c-0072-GF, FWGFWGmw014-0094-GF, FWGLL11mw-011-0099-GF, FWGLL11mw-012-0100-GF, FWGLL12mw-245c-1016-GF, FWGLL12mw-Dup5-0143-GF, FWGWBGmw-006c-0132-GF, FWGWBGmw-007c-0133-Gf, FWGWBGmw-009c-0134-GF and the manganese results for FWGLL3mw-241c-0115-Gf, FWGWBGmw-018-0135-GF and FWGWBGmw-dup8-0146-GF were qualified "B", as the detected concentrations were greater than 5x the equipment rinse contamination.	DoD QSM Tables F-8 and F-7
17. Was a LCS prepared and analyzed with each batch?	X				DoD QSM Tables F-8 and F-7
18. Were the LCS recoveries within limits specified in LCG Appendix C?	X			Checked by ADR.	DoD QSM Tables G-18, F-8 and F-7 >120%=J; 70-79%=J/UJ; <70%=J/R
19. Was a matrix spike (MS) and lab duplicate sample prepared with each batch?	X				DoD QSM Tables F-8 and F-7

Ravenna, OH Data Review Checklist

Project Number: 030174.0016
Sample Event: July 2012
Data Reviewer/Date: Angye Dragotta/ August 29, 2012

SDG: 240-13468-1 R0
Analysis: SW846 6010/6020/7470A

Review Questions:	Yes	No	N/A	Comments	Qual/Criteria
20. Was the MS and Lab Duplicate parent a Ravenna sample?	X			Samples FWGSCFmw-002-0130-GF and FWGWBGmw-019-0136-GF were used in evaluating matrix.	
21. Were the MS recoveries within 80-120%?	X				DoD QSM Tables G-18, F-8 and F-7 >120%=J; 70-79%=J/UJ; <70%=J/R All samples in batch
22. Was the lab sample duplicate RPD ≤ 20%?	X				DoD QSM Tables F-8 and F-7 >20% = J All samples in batch
23. Was a serial dilution performed, with the five fold dilution within ± 10% of the original result?	X				DoD QSM Tables F-8 and F-7 >20% = J All samples in batch
24. Was a Post Digestion Spike analyzed as needed? Were results within 75-125%?			X	Not evaluated as the matrix spike recovered within control limits.	LCG Table 7 >125%=J; 30-75%=J/UJ; <30%=R
25. Was a field duplicate analyzed? Were the RPDs ± 50% for sample results detected above the LOD?	X			Checked by ADR.	QAPP Table 3-2 >30% = J parent sample only
26. Were internal standards added to all ICPMS samples with intensity within 30-120% of the intensity of the ICAL internal standard?	X				DoD QSM Table F-8 >120%=J/R <20%=J

References:

- *DoD Quality Systems Manual (QSM), version 4.1, October 2010*
- *Louisville DoD Quality Systems Manual Supplement (LS), Version 1 March 2007*
- *Final Facility Wide Groundwater Monitoring Program, RVAAP-66 Facility Wide Groundwater Quality Assurance Project Plan (QAPP) Addendum for the Ravenna Army Ammunition Plant, Ravenna, OH, Environmental Quality Management, January 2012*
- *Final Facility Wide Quality Assurance Project Plan for Environmental Investigations Groundwater for the Ravenna Army Ammunition Plant, Ravenna, OH, SAIC, February 2011*

Ravenna, OH Data Review Checklist

Project Number: 030174.0016
Sample Event: July 2012
Data Reviewer/Date: Angye Dragotta/ August 30, 2012

SDG: 240-13468
Analysis: SW846 9012

Review Questions:	Yes	No	N/A	Comments	QUAL/Criteria
1. Did Chain-of-Custody information agree with laboratory report?	X				
2. Were samples preserved properly and received in good condition?	X				QAPP Table 5-1, NELAC
3. Were holding times met?	X				QAPP Table *5-1* J/UJ/R
4. Were sample storage requirements met?	X				QAPP Table *5-1*
5. Were all QAPP-specified target analytes reported?	X				QAPP Table 4-1
6. Does the initial calibration curve consist of at least 6 standards and one blank, with the correlation coefficient R ≥ 0.995? ?	X				*DoD QSM Table F-10* R
7. Were a high and low standard distilled and analyzed with results within ± 15%?	X				*DoD QSM Table F-10* R
8. Was an LOD Verification performed at least once per quarter with all target analytes detected?	X			5/28/12	LCG Table 10 R
9. Was a MRL Level Verification performed at the beginning of every and end of the daily sequence? Were results within 70-130%?	X				LCG Table 10, LS >130%=J; 65-70%=J/UJ; <65%=J/R
10. Was a second source verification (ICV) analyzed after the ICAL and all analytes 85-115%?	X				*DoD QSM Table F-10* >115%=J; 80-85%=J/UJ; <80%=J/R
11. Was a method blank prepared and analyzed with each batch?	X				*DoD QSM Table F-10*
12. Were target analytes detected in the method blank >1/2 the MRL?		X		Checked by ADR.	*DoD QSM Table F-10* <5x=B
13. Was a field blank collected and analyzed?	X				
14. Were target analytes in the field blank analyses <1/2 the MRL?	X				*DoD QSM Table F-10* <5x=B
15. Was a field duplicate analyzed? Were the RPDs ≤20%?	X			Checked by ADR.	>30% = J
16. Was an LCS prepared and analyzed with each batch?	X				DoD QSM Table F-10

Ravenna, OH Data Review Checklist

Project Number: 030174.0016
Sample Event: July 2012
Data Reviewer/Date: Angye Dragotta/ August 30, 2012

SDG: 240-13468
Analysis: SW846 9012

Review Questions:	Yes	No	N/A	Comments	QUAL/Criteria
17. Were the LCS recoveries 80-118%?	X			Checked by ADR.	*DoD QSM Table F-10* Lab Limits >118%=J; 50-79%=J/UJ; <50%=R
18. Was a MS and duplicate (sample or matrix) prepared once per every 10 samples?	X				DoD QSM Table F-10
19. Was the MS parent a Ravenna sample?	X			FWGCBPmw-009-0073-GW	
20. Were matrix spike recoveries 42-140%?	X			Checked by ADR.	DoD QSM Table F-10 >140%=J; <42%=J/UJ/R

References:
DoD Quality Systems Manual (QSM), version 4.1, October 2010

Louisville DoD Quality Systems Manual Supplement (LS), Version 1 March 2007

Final Facility Wide Groundwater Monitoring Program, RVAAP-66 Facility Wide Groundwater Quality Assurance Project Plan (QAPP) Addendum for the Ravenna Army Ammunition Plant, Ravenna, OH, Environmental Quality Management, January 2012

Final Facility Wide Quality Assurance Project Plan for Environmental Investigations Groundwater for the Ravenna Army Ammunition Plant, Ravenna, OH, SAIC, February 2011

Additional Comments:

Ravenna, OH Data Review Checklist

Project Number: 030174.0016
Sample Event: July 2012
Data Reviewer/Date: Angye Dragotta/August 31, 2012

SDG: 240-13468-1 R1
Analysis: SW846 8330 Explosives

Review Questions:	Yes	No	N/A	Comments	QUAL/Criteria
1. Did Chain-of-Custody information agree with laboratory report?	X				
2. Were samples preserved properly and received in good condition?	X				QAPP Table 5-1
3. Were holding times met?	X				QAPP Table 5-1 J/UJ/R
4. Were sample storage requirements met?	X				QAPP Table 5-1
5. Were all QAPP-specified target analytes reported?	X				QAPP Table 4-3
6. Was a LOD Verification analyzed once per quarter with all target analytes detected?	X			LC10 7/28/12 @ 1225 LC12 7/31/12	DoD QSM Table F-3 R
7.Calibration					
7a. Does the initial calibration curve consist of 5 concentration levels? (6 stds for quadratic curves)	X			LC10 4/19/12 LC12 6/11/12, 2-nitrotoluene coelutes with 4-nitrotoluene column used for confirmation only	
7b. Did all target analytes using avg response have an RSD ≤ 15% ?	X				DoD QSM Table F-3 R
7c. If a linear regression curve was used, was the correlation coefficient r≥0.995? (0.990 for Quadratic curve).			X		
8. Was a second source verification (ICV) analyzed after the ICAL and all analytes 80-120%?	X			LC10 4/19/12 0910 LC12 6/12/12 @1252	DoD QSM Table F-3 >120%=J; <80%= J/UJ;
Sample Analysis					
9. Was a CCV run at the beginning of the analytical sequence, every 10 samples and at the end of the analytical run with targets and surrogates recovering 80-120% of the true value?	X			LC10-8/1/12 @ 1550, 2354, 8/2/12 @0717 and 1039, 8/3/12 @1047, 1811 8/4/12 @ 0132, 0856 and 1538 LC12 -8/7/12 @ 0052, 1159, 2253 and 8/8/12 @0526,	DoD QSM Table F-3 J/UJ
10. Was a MRL Level verification run at the beginning and end of every daily sequence or every 12 hours? Was the %D < 30%?		X		LC10-8/1/12 @ 1631 MRL recovered above control limits of 70-130% for RDX at 138%, nitrobenzene at 131% and 3-nitrotoluene at 135%. 8/5/12 @ 0934 MRL recovered above control limits of 70-130% for RDX at 135%, 2,6-dinitrotolune at 131% and 4-nitrotoluene at 132%. The RDX results for samples FWGLL3mw-241c-0115-GW, FWGWBGmw-009c-0134-GW, FWGWBGmw-018-0135-GW and FWGWBGmw-DUP8-0146-GW and the 2,6-dinitrotoluene result for FWGLL3mw-241c-0115-GW	LCG Table 5 >30%=J

Project Number: 030174.0016
Sample Event: July 2012
Data Reviewer/Date: Angye Dragotta/August 31, 2012

SDG: 240-13468-1 R1
Analysis: SW846 8330 Explosives

Review Questions:	Yes	No	N/A	Comments	QUAL/Criteria
				were qualified as estimated, "J". LC12-8/9/12 @ 1423 MRL recovered above control limits of 70-130% for 2-nitrotoluene at 131%. No qualifications were made as this was used for confirmation only.	
11. Was a method blank prepared and analyzed with each batch?	X				DoD QSM Table F-3
12. Were target analytes detected in the method blank <1/2 the MRL?		X		Checked by ADR.	DoD QSM Table F-3 <5x = B
13. Was a field blank collected and analyzed?	X			FWGLL12mw-245c-0106-GW, FWGLL12mw-Dup5-0143-Gw and FWGLL11mw-011-0099-GW were filtered prior to extraction due to excessive sediment/ particulates. A filtered blank was included with the batch with no detected results.	
14. Were target analytes detected in the field blank analyses > ½ the MRL?		X		Checked by ADR	DoD QSM Table F-3 <5x=B
15. Was a field duplicate analyzed? Were the RPDs ≤30%?	X				RPD >30=J
16. Were all positive results confirmed with a second column confirmation? Were the RPDs ≤ 40%?		X		Sample FWGLL3mw-241c-0115-GW had second column confirmations above control limits of 40% RPD for 2,4-dinitrotolune at 80%, 2,6-dinitrotolune at 43% and HMX at 58%.	DoD QSM Table F-3 RPD>40%=J
17. Was an LCS prepared and analyzed with each batch?	X				DoD QSM Table F-3
18. Were the LCS recoveries within limits specified in table G-12 of the DoD QSM?	X			Checked by ADR.	DoD QSM Table F-3 <UL=J; 30-LL=J/UJ; <30%=J/R
19.Was a MS/MSD or MS and sample duplicate prepared with each batch?	X				DoD QSM Table F-3
20. Were MS/MSD recoveries within limits specified in table G-12 of the DoD QSM with an RPD ≤20%?	X			Only matrix spikes with parents from this workorder were evaluated.	DoD QSM Table F-3 Pj
21. Were surrogate recoveries within laboratory limits (79-111%)?	X			The surrogate, 3,4-dinitrotoluene, recovered above control limits of 79-111% in sample FWGLL3mw-241c-0115-GW at 133%. The detected results for sample FWGLL3mw-241c-0115-GW were qualified as estimated, "J".	QSM Tables F-2 >UL=J; <LL =J/UJ

References: DoD Quality Systems Manual (QSM), version 4.1, October 2010

Ravenna, OH Data Review Checklist

Project Number: 030174.0016
Sample Event: July 2012
Data Reviewer/Date: Angye Dragotta/August 31, 2012

SDG: 240-13468-1 R1
Analysis: SW846 8330 Explosives

Louisville DoD Quality Systems Manual Supplement (LS), Version 1 March 2007

Final Facility Wide Groundwater Monitoring Program, RVAAP-66 Facility Wide Groundwater Quality Assurance Project Plan (QAPP) Addendum for the Ravenna Army Ammunition Plant, Ravenna, OH, Environmental Quality Management, January 2012

Final Facility Wide Quality Assurance Project Plan for Environmental Investigations Groundwater for the Ravenna Army Ammunition Plant, Ravenna, OH, SAIC, February 2011

Additional Comments:

Ravenna, OH Data Review Checklist

Project Number: 030174.0016
Sample Event: July 2012
Data Reviewer/Date: Angye Dragotta/August 31, 2012

SDG: 240-13468
Analysis: SW846 8330M Nitroguanidine

Review Questions:	Yes	No	N/A	Comments	QUAL/Criteria
1. Did Chain-of-Custody information agree with laboratory report?	X				
2. Were samples preserved properly and received in good condition?	X				QAPP Table 5-1
3. Were holding times met?	X				QAPP Table 5-1 J/UJ/R
4. Were sample storage requirements met?	X				QAPP Table 5-1
5. Were all QAPP-specified target analytes reported?	X				QAPP Table 4-3
6. Was a LOD Verification analyzed once per quarter with all target analytes detected?	X			8/8/12 @ 1121	DoD QSM Table F-3 R
7.Calibration					
7a. Does the initial calibration curve consist of 5 concentration levels? (6 stds for quadratic curves)	X			PDA-1 7/9/12	DoD QSM Table F-3 R
7b. Did all target analytes using avg response have an RSD ≤ 15% ?	X				
7c. If a linear regression curve was used, was the correlation coefficient r≥0.995? (0.990 for Quadratic curve).			X		
7d. Did reanalysis of the low level standard after calibration, recover within 15%?	X			7/9/12 @1803	
8. Was a second source verification (ICV) analyzed after the ICAL and all analytes 80-120%?	X			7/9/12 @ 1748	DoD QSM Table F-3 >120%=J; <80%= J/UJ;
Sample Analysis					
9. Was a CCV run at the beginning of the analytical sequence, every 10 samples and at the end of the analytical run with targets and surrogates recovering 80-120% of the true value?	X			7/31/12@ 1038,1315, 1553, 1831, 2108	DoD QSM Table F-3 J/UJ
10. Was a MRL Level verification run at the beginning and end of every daily sequence or every 12 hours? Was the %D < 30%?	X			7/31/12@ 1024, 2302	LCG Table 5 >30%=J
11. Was a method blank prepared and analyzed with each batch?	X				DoD QSM Table F-3

Ravenna, OH Data Review Checklist

Project Number: 030174.0016
Sample Event: July 2012
Data Reviewer/Date: Angye Dragotta/August 31, 2012

SDG: 240-13468
Analysis: SW846 8330M Nitroguanidine

Review Questions:	Yes	No	N/A	Comments	QUAL/Criteria
12. Were target analytes detected in the method blank <1/2 the MRL?		X		Checked by ADR.	DoD QSM Table F-3 <5x = B
13. Was a field blank collected and analyzed?	X				
14. Were target analytes detected in the field blank analyses < ½ the MRL?		X		Checked by ADR.	DoD QSM Table F-3 <5x=B
15. Was a field duplicate analyzed? Were the RPDs ≤30%?	X				RPD >30=J
16. Were all positive results confirmed with a second column confirmation? Were the RPDs ≤ 40%?			X	No detected concentrations were reported.	DoD QSM Table F-3 RPD>40%=J
17. Was an LCS prepared and analyzed with each batch?	X				DoD QSM Table F-3
18. Were the LCS recoveries within laboratory limits of 79%-119%?	X			Checked by ADR.	DoD QSM Table F-3 <UL=J; 30-LL=J/UJ; <30%=J/R
19. Was a MS/MSD or MS and sample duplicate prepared with each batch?	X				DoD QSM Table F-3
20. Were MS/MSD recoveries within laboratory limits of 40%-150% with an RPD ≤20%?	X				DoD QSM Table F-3 Pj

References:
DoD Quality Systems Manual (QSM), version 4.1, October 2010

Louisville DoD Quality Systems Manual Supplement (LS), Version 1 March 2007

Final Facility Wide Groundwater Monitoring Program, RVAAP-66 Facility Wide Groundwater Quality Assurance Project Plan (QAPP) Addendum for the Ravenna Army Ammunition Plant, Ravenna, OH, Environmental Quality Management, January 2012

Final Facility Wide Quality Assurance Project Plan for Environmental Investigations Groundwater for the Ravenna Army Ammunition Plant, Ravenna, OH, SAIC, February 2011

Additional Comments:

Ravenna, OH Data Review Checklist

Project Number: 030174.0016
Sample Event: July 2012
Data Reviewer/Date: Angye Dragotta/ August 31, 2012

SDG: 240-13468
Analysis: TAL SOP WS-WC-0050

Review Questions:	Yes	No	N/A	Comments	Qualifier
1. Did Chain-of-Custody information agree with laboratory report?	X				
2. Were samples preserved properly and received in good condition?	X				QAPP Table 5-1, NELAC
3. Were holding times met?	X				QAPP Table 5-1 J/UJ/R
4. Were sample storage requirements met?	X				QAPP Table 5-1
5. Were all QAPP-specified target analytes reported?	X				QAPP Table 4-1
6. Does the initial calibration curve consist of 5 concentration levels with the low standard near but > MDL?	X				STL SOP Section 10.2 R
7. Was the correlation coefficient >0.995?	X				STL SOP Section 10.2
8. Was a MRL Level Verification run at the beginning and end of every daily sequence or every 12 hours? Was the %D <30%?	X				LCG Table 5 >30%=J
9. Was a second source verification (ICV) analyzed after the ICAL? Were all analytes 90-110%?	X				STL SOP Section 9.8, 10.3, LCG >110%=J; 90-85%=J/UJ; <85%=J/R
10. Was the ICB analyzed after the ICV with results <1/2 the MRL?	X				STL SOP Section 9.8, LCG ,< 5x = U
11. Was a CCV run every 10 samples and at the end of the analytical run?	X				STL SOP Section 10.4
12. Was the ICV and CCV a mid-level standard from the initial calibration curve?	X				STL SOP Section 10.3.1
13. Were all CCV calibration analytes within 90-110%?	X				STL SOP Section 10.4, >110%=J; 85-90%=J/UJ; <85%=J/R
14. Was the ICB analyzed after the ICV with results <1/2 the MRL?	X				STL SOP Section 10.4, QSM, < 5x = U

Ravenna, OH Data Review Checklist

Project Number: 030174.0016
Sample Event: July 2012
Data Reviewer/Date: Angye Dragotta/ August 31, 2012

SDG: 240-13468
Analysis: TAL SOP WS-WC-0050

Review Questions:	Yes	No	N/A	Comments	Qualifier
15. Was the Nitrocellulose assay available and/or analyzed to be within 10%?	X				STL SOP Section 7.14.1, R
16. Was a method blank prepared and analyzed with each batch?	X				
17. Were target analytes detected in the method blank >1/2 the MRL?		X		ADR checked section.	STL SOP Section 9.4, LCG, <5x=B
18. Was a field blank collected and analyzed?	X				
19. Were target analytes detected in the field blank analyses >1/2 the MRL?		X			<5x=B
20. Was a field duplicate analyzed? Were the RPDs ≤30%?	X			ADR checked section.	QAPP Table 3-2 RPD > 30% = J
21. Was an LCS prepared and analyzed with each batch? Was the LCS recovery within lab's in-house limits% (26-144%)?	X				>UL%=J; 50-LL%=J/UJ; <50%=J/R
22. Was a MS/MSD pair prepared with each batch?	X				
23. Was the MS/MSD parent a Ravenna sample?	X				
24. Were MS/MSD recoveries 26-144% and RPD ≤20?	X			ADR checked section.	Method EPA 353.2 Section 9.4.2 >UL%=J; <LL%=J/UJ; RPD>20%=J/UJ

References:

STL SOP SAC-WC-0050 "Preparation and Analysis of Nitrocellulose in Aqueous and Soil/Sediment Samples by Colorimetric Autoanalyzer", Jan 2007, rev. 2.0

DoD Quality Systems Manual (QSM), version 4.1, October 2010

Louisville DoD Quality Systems Manual Supplement (LS), Version 1 March 2007

Final Facility Wide Groundwater Monitoring Program, RVAAP-66 Facility Wide Groundwater Quality Assurance Project Plan (QAPP) Addendum for the Ravenna Army Ammunition Plant, Ravenna, OH, Environmental Quality Management, January 2012

Final Facility Wide Quality Assurance Project Plan for Environmental Investigations Groundwater for the Ravenna Army Ammunition Plant, Ravenna, OH, SAIC, February 2011

Additional Comments:

Ravenna, OH Data Review Checklist

Project Number: 030174.0016
Sample Event: July 2012
Data Reviewer/Date: Angye Dragotta/ August 31, 2012

SDG: 240-13468
Analysis: TAL SOP WS-WC-0050

Ravenna, OH Data Review Checklist

Project Number: 030174.0016
Sample Event: July 2012
Data Reviewer/Date: Angye Dragotta/ August 31, 2012

SDG: 240-13468
Analysis: EPA 353.2

Review Questions:	Yes	No	N/A	Comments	Qual/Crtieria
1. Did Chain-of-Custody information agree with laboratory report?	X				
2. Were samples preserved properly and received in good condition?	X				*QAPP Table 5-1, NELAC*
3. Were holding times met?	X				QAPP Table *5-1* J/UJ/R
4. Were sample storage requirements met?	X				QAPP Table *5-1*
5. Were all QAPP-specified target analytes reported?	X				QAPP Table 4-1
6. Was the Linear Calibration Range verified using 3 standards and 1 blank?	X				Method EPA 353.2 Section 9.2.2, *J*
7. Were the calibration standards verified by preparation and analysis of a Quality Control Sample? Were results within 10% of the stated values?	X				Method EPA 353.2 Section 9.2.3 Pj
8. Was an Instrument Performance Check Solution (CCV) analyzed immediately following daily calibration, after every 10th sample, and at the end of the analytical sequence?	X				Method EPA 353.2 Section 9.3.4
9. Was the CCV a mid-level standard from the initial calibration curve, with recovery 90-110%?	X				Method EPA 353.2 Section 9.3.4 >110%=J; <85%=J/R 85-90%=J/UJ;
10. Was an MRL check standard analyzed at the beginning and end of each analytical run, with recoveries 70-130%	X				LCG >130%=J; <70%=J/UJ;
11.Was a method blank and a calibration blank prepared and analyzed with each batch?	X				Method EPA 353.2 Section 9.3.1, 9.3.4
12. Were target analytes detected in the method blank or calibration blank >1/2 the MRL?		X		ADR checked section;	<5x = B
13. Was a field blank (trip or equipment) collected and analyzed?	X				

Ravenna, OH Data Review Checklist

Project Number: 030174.0016 **SDG:** 240-13468
Sample Event: July 2012 **Analysis:** EPA 353.2
Data Reviewer/Date: Angye Dragotta/ August 31, 2012

Review Questions:	Yes	No	N/A	Comments	Qual/Crtieria
14. Were target analytes detected in the field blank analyses (trip or equipment) >1/2 the MRL?		X		ADR checked section	<5x=B
15. Was a field duplicate analyzed? Were the RPDs acceptable?	X				
16. Was an LCS prepared and analyzed with each batch? Was the LCS recovery within 90-110%?	X				Method EPA 353.2 Section 9.3.3 J/UJ; <50%= R
17. Was a MS/MSD pair prepared with each batch?	X				*Method EPA 353.2 Section 9.4.1*
18. Was the MS/MSD parent sample a Ravenna sample?	X				
19. Were MS/MSD recoveries and RPD within acceptance criteria?		X		ADR checked section; The MS and MSD analyzed on sample FWGSCFmw-002-0130-GW recovered below limits of 90-120% at 81% and 81%. The nitrate –nitrite results for samples FWGSCFmw-002-0130-GW, FWGEQUIPRinse2-0155-GW, FWGLL12mw-185c-0103-GW, FWGLL12mw-245c-0106-GW, FWGLL12mw-247-0108-GW and FWGLL12mw-DUP5-0143-GW were qualified as estimated, "J/UJ".	*Method EPA 353.2 Section 9.4.2 Pj*

References:
DoD Quality Systems Manual (QSM), version 4.1, October 2010

Louisville DoD Quality Systems Manual Supplement (LS), Version 1 March 2007

Final Facility Wide Groundwater Monitoring Program, RVAAP-66 Facility Wide Groundwater Quality Assurance Project Plan (QAPP) Addendum for the Ravenna Army Ammunition Plant, Ravenna, OH, Environmental Quality Management, January 2012

Final Facility Wide Quality Assurance Project Plan for Environmental Investigations Groundwater for the Ravenna Army Ammunition Plant, Ravenna, OH, SAIC, February 2011
Additional Comments:

Appendix II

Overall Qualified Results

Analytical Method	Field Sample ID	Matrix	Sample Type	Analyte	RL	Lab Result	Unc / Error	Overall Qualifier	Units	Reason Code
SDG: 240-13468-1										
353.2	FWGEQUIPRINSE2-0155-GW	AQ	EB							
				Nitrate-Nitrite	0.012	0.012U		UJ	mg/L	Ms
353.2	FWGLL12MW-185C-0103-GW	AQ	N							
				Nitrate-Nitrite	1.2	145Q		J	mg/L	Ms
353.2	FWGLL12MW-245C-0106-GW	AQ	N							
				Nitrate-Nitrite	0.012	0.050		J	mg/L	Ms
353.2	FWGLL12MW-247-0108-GW	AQ	N							
				Nitrate-Nitrite	0.012	0.027J		J	mg/L	Ms
353.2	FWGLL12MW-DUP5-0143-GW	AQ	FD							
				Nitrate-Nitrite	0.012	0.055		J	mg/L	Ms
353.2	FWGSCFMW-002-0130-GW	AQ	N							
				Nitrate-Nitrite	0.012	0.012U		UJ	mg/L	Ms
6010B	FWGBKGMW-005-0068-GF	AQ	N							
				CHROMIUM	4.0	1.8J		JB	ug/L	Eb, ProfJu
6010B	FWGCBLMW-005-0071-GF	AQ	N							
				CHROMIUM	4.0	2.2J B		JB	ug/L	Eb, ProfJu
6010B	FWGCBPMW-002C-0072-GF	AQ	N							
				CHROMIUM	4.0	2.1J		JB	ug/L	Eb, ProfJu
				COBALT	4.0	2.0J		J	ug/L	RI
6010B	FWGEQUIPRINSE2-0155-GW	AQ	EB							
				CHROMIUM	4.0	5.2J B		J	ug/L	ProfJudg
				MANGANESE	5.0	2.1J		J	ug/L	RI

N = Normal Sample *TB = Trip Blank*
FD = Field Duplicate *FB = Field Blank*

Overall Qualified Results

Analytical Method	Field Sample ID	Matrix	Sample Type	Analyte	RL	Lab Result	Unc / Error	Overall Qualifier	Units	Reason Code
SDG: 240-13468-1										
6010B	FWGFWGMW-006-0086-GF	AQ	N							
				Potassium	900	1500J		U	ug/L	Mb
6010B	FWGFWGMW-014-0094-GF	AQ	N							
				CHROMIUM	4.0	6.7J B		JB	ug/L	Eb, ProfJu
				NICKEL	5.0	2.7J		J	ug/L	RI
6010B	FWGLL11MW-011-0099-GF	AQ	N							
				ARSENIC	10	6.9J		J	ug/L	RI
				CHROMIUM	4.0	3.9J		JB	ug/L	Eb, ProfJu
				COBALT	4.0	1.6J		J	ug/L	RI
				COPPER	10	5.4J		J	ug/L	RI
				LEAD	5.0	1.8J		J	ug/L	RI
				NICKEL	5.0	4.5J		J	ug/L	RI
				VANADIUM	4.0	5.2J		B	ug/L	Mb
6010B	FWGLL11MW-012-0100-GF	AQ	N							
				CHROMIUM	4.0	3.9J B		JB	ug/L	Eb, ProfJu
6010B	FWGLL12MW-185C-0103-GF	AQ	N							
				ARSENIC	10	3.5J		J	ug/L	RI
				COBALT	4.0	2.5J		J	ug/L	RI
6010B	FWGLL12MW-245C-0106-GF	AQ	N							
				ARSENIC	10	9.9J		J	ug/L	RI
				CHROMIUM	4.0	7.6		JB	ug/L	Eb, ProfJu
				COPPER	10	8.7J		J	ug/L	RI
				LEAD	5.0	3.3J		J	ug/L	RI
				VANADIUM	4.0	6.4J		B	ug/L	Mb
6010B	FWGLL12MW-247-0108-GF	AQ	N							
				ARSENIC	10	7.6J		J	ug/L	RI

N = Normal Sample *TB = Trip Blank*
FD = Field Duplicate *FB = Field Blank*

Overall Qualified Results

Analytical Method	Field Sample ID	Matrix	Sample Type	Analyte	RL	Lab Result	Unc / Error	Overall Qualifier	Units	Reason Code
SDG: 240-13468-1										
6010B	FWGLL12MW-DUP5-0143-GF	AQ	FD							
				CHROMIUM	4.0	7.2		JB	ug/L	Eb, ProfJu
				COPPER	10	8.1J		J	ug/L	RI
				LEAD	5.0	3.0J		J	ug/L	RI
				VANADIUM	4.0	5.5J		B	ug/L	Mb
6010B	FWGLL3MW-241C-0115-GF	AQ	N							
				BARIUM	5.0	3.3J		J	ug/L	RI
				MANGANESE	5.0	7.7J		B	ug/L	Eb
6010B	FWGWBGMW-006C-0132-GF	AQ	N							
				CHROMIUM	4.0	1.7J		JB	ug/L	Eb, ProfJu
				Potassium	900	890J		J	ug/L	RI
6010B	FWGWBGMW-007C-0133-GF	AQ	N							
				ARSENIC	10	7.9J		J	ug/L	RI
				CHROMIUM	4.0	6.0J B		JB	ug/L	Eb, ProfJu
				NICKEL	5.0	2.2J		J	ug/L	RI
6010B	FWGWBGMW-009C-0134-GF	AQ	N							
				CHROMIUM	4.0	2.7J		JB	ug/L	Eb, ProfJu
6010B	FWGWBGMW-018-0135-GF	AQ	N							
				MANGANESE	5.0	9.9J		B	ug/L	Eb
				Potassium	900	950J		B	ug/L	Mb
6010B	FWGWBGMW-020-0137-GF	AQ	N							
				NICKEL	5.0	3.1J		J	ug/L	RI
				Potassium	900	630J		J	ug/L	RI
6010B	FWGWBGMW-021-0138-GF	AQ	N							
				ARSENIC	10	7.2J		J	ug/L	RI

N = Normal Sample *TB = Trip Blank*
FD = Field Duplicate *FB = Field Blank*

Overall Qualified Results

Analytical Method	Field Sample ID	Matrix	Sample Type	Analyte	RL	Lab Result	Unc / Error	Overall Qualifier	Units	Reason Code
SDG: 240-13468-1										
6010B	FWGWBGMW-DUP8-0146-GF	AQ	FD							
				MANGANESE	5.0	9.0J		U	ug/L	Eb
				Potassium	900	950J		U	ug/L	Mb
6020	FWGCBLMW-005-0071-GF	AQ	N							
				ALUMINUM	60	53J		J	ug/L	RI
				CADMIUM	0.070	0.10J		U	ug/L	Cb
				ZINC	20	12J		J	ug/L	RI
6020	FWGFWGMW-007-0087-GF	AQ	N							
				CADMIUM	0.070	0.047J		U	ug/L	Cb
6020	FWGLL12MW-185C-0103-GF	AQ	N							
				ANTIMONY	0.50	0.39J		J	ug/L	RI
				CADMIUM	0.070	0.27J		U	ug/L	Cb
				ZINC	20	9.5J		J	ug/L	RI
6020	FWGLL12MW-245C-0106-GF	AQ	N							
				CADMIUM	0.070	0.099J		U	ug/L	Cb
6020	FWGLL12MW-247-0108-GF	AQ	N							
				ALUMINUM	60	25J		J	ug/L	RI
				CADMIUM	0.070	0.028J		U	ug/L	Cb
				THALLIUM	1.0	0.32J		U	ug/L	Cb
6020	FWGLL12MW-DUP5-0143-GF	AQ	FD							
				CADMIUM	0.070	0.12J		U	ug/L	Cb
6020	FWGLL3MW-241C-0115-GF	AQ	N							
				IRON	100	79J		J	ug/L	RI
6020	FWGSCFMW-002-0130-GF	AQ	N							
				THALLIUM	1.0	0.60J		U	ug/L	Cb

N = Normal Sample *TB = Trip Blank*
FD = Field Duplicate *FB = Field Blank*

Overall Qualified Results

Analytical Method	Field Sample ID	Matrix	Sample Type	Analyte	RL	Lab Result	Unc / Error	Overall Qualifier	Units	Reason Code
SDG: 240-13468-1										
6020	FWGWBGMW-006C-0132-GF	AQ	N							
				CADMIUM	0.070	0.024J		U	ug/L	Cb
6020	FWGWBGMW-018-0135-GF	AQ	N							
				THALLIUM	1.0	0.37J		U	ug/L	Cb
6020	FWGWBGMW-019-0136-GF	AQ	N							
				THALLIUM	1.0	0.53J		U	ug/L	Cb
6020	FWGWBGMW-DUP8-0146-GF	AQ	FD							
				ANTIMONY	0.50	0.26J		J	ug/L	RI
7470A	FWGLL12MW-247-0108-GF	AQ	N							
				MERCURY	0.20	0.18J		J	ug/L	RI
7470A	FWGWBGMW-009C-0134-GF	AQ	N							
				MERCURY	0.20	0.13J		J	ug/L	RI
8082	FWGFWGMW-006-0086-GW	AQ	N							
				AROCLOR 1016	0.19	0.19U		UJ	ug/L	Surr
				AROCLOR 1221	0.19	0.19U		UJ	ug/L	Surr
				AROCLOR 1232	0.19	0.19U		UJ	ug/L	Surr
				AROCLOR 1242	0.38	0.38U		UJ	ug/L	Surr
				AROCLOR 1248	0.19	0.19U		UJ	ug/L	Surr
				AROCLOR 1254	0.19	0.19U		UJ	ug/L	Surr
				AROCLOR 1260	0.19	0.19U		UJ	ug/L	Surr

N = Normal Sample *TB = Trip Blank*
FD = Field Duplicate *FB = Field Blank*

Overall Qualified Results

Analytical Method	Field Sample ID	Matrix	Sample Type	Analyte	RL	Lab Result	Unc / Error	Overall Qualifier	Units	Reason Code
SDG: 240-13468-1										
8082	FWGFWGMW-007-0087-GW	AQ	N							
				AROCLOR 1016	0.19	0.19U		UJ	ug/L	Surr
				AROCLOR 1221	0.19	0.19U		UJ	ug/L	Surr
				AROCLOR 1232	0.19	0.19U		UJ	ug/L	Surr
				AROCLOR 1242	0.38	0.38U		UJ	ug/L	Surr
				AROCLOR 1248	0.19	0.19U		UJ	ug/L	Surr
				AROCLOR 1254	0.19	0.19U		UJ	ug/L	Surr
				AROCLOR 1260	0.19	0.19U		UJ	ug/L	Surr
8082	FWGFWGMW-014-0094-GW	AQ	N							
				AROCLOR 1016	0.19	0.19U		UJ	ug/L	Surr
				AROCLOR 1221	0.19	0.19U		UJ	ug/L	Surr
				AROCLOR 1232	0.19	0.19U		UJ	ug/L	Surr
				AROCLOR 1242	0.38	0.38U		UJ	ug/L	Surr
				AROCLOR 1248	0.19	0.19U		UJ	ug/L	Surr
				AROCLOR 1254	0.19	0.19U		UJ	ug/L	Surr
				AROCLOR 1260	0.19	0.19U		UJ	ug/L	Surr
8082	FWGLL11MW-011-0099-GW	AQ	N							
				AROCLOR 1016	0.19	0.19U		UJ	ug/L	Surr
				AROCLOR 1221	0.19	0.19U		UJ	ug/L	Surr
				AROCLOR 1232	0.19	0.19U		UJ	ug/L	Surr
				AROCLOR 1242	0.38	0.38U		UJ	ug/L	Surr
				AROCLOR 1248	0.19	0.19U		UJ	ug/L	Surr
				AROCLOR 1254	0.19	0.19U		UJ	ug/L	Surr
				AROCLOR 1260	0.19	0.19U		UJ	ug/L	Surr

N = Normal Sample *TB = Trip Blank*
FD = Field Duplicate *FB = Field Blank*

Overall Qualified Results

Analytical Method	Field Sample ID	Matrix	Sample Type	Analyte	RL	Lab Result	Unc / Error	Overall Qualifier	Units	Reason Code
SDG: 240-13468-1										
8082	FWGLL12MW-247-0108-GW	AQ	N							
				AROCLOR 1016	0.20	0.20U		UJ	ug/L	Surr
				AROCLOR 1221	0.20	0.20U		UJ	ug/L	Surr
				AROCLOR 1232	0.20	0.20U		UJ	ug/L	Surr
				AROCLOR 1242	0.41	0.41U		UJ	ug/L	Surr
				AROCLOR 1248	0.20	0.20U		UJ	ug/L	Surr
				AROCLOR 1254	0.20	0.20U		UJ	ug/L	Surr
				AROCLOR 1260	0.20	0.20U		UJ	ug/L	Surr
8082	FWGWBGMW-018-0135-GW	AQ	N							
				AROCLOR 1016	0.20	0.20U H		UJ	ug/L	StoE
				AROCLOR 1221	0.20	0.20U H		UJ	ug/L	StoE
				AROCLOR 1232	0.20	0.20U H		UJ	ug/L	StoE
				AROCLOR 1242	0.39	0.39U H		UJ	ug/L	StoE
				AROCLOR 1248	0.20	0.20U H		UJ	ug/L	StoE
				AROCLOR 1254	0.20	0.20U H		UJ	ug/L	StoE
				AROCLOR 1260	0.20	0.20U H		UJ	ug/L	StoE
8082	FWGWBGMW-020-0137-GW	AQ	N							
				AROCLOR 1016	0.19	0.19U		UJ	ug/L	Surr
				AROCLOR 1221	0.19	0.19U		UJ	ug/L	Surr
				AROCLOR 1232	0.19	0.19U		UJ	ug/L	Surr
				AROCLOR 1242	0.38	0.38U		UJ	ug/L	Surr
				AROCLOR 1248	0.19	0.19U		UJ	ug/L	Surr
				AROCLOR 1254	0.19	0.19U		UJ	ug/L	Surr
				AROCLOR 1260	0.19	0.19U		UJ	ug/L	Surr

N = Normal Sample *TB = Trip Blank*
FD = Field Duplicate *FB = Field Blank*

Overall Qualified Results

Analytical Method	Field Sample ID	Matrix	Sample Type	Analyte	RL	Lab Result	Unc / Error	Overall Qualifier	Units	Reason Code
SDG: 240-13468-1										
8082	FWGWBGMW-021-0138-GW	AQ	N							
				AROCLOR 1016	0.19	0.19U H		UJ	ug/L	StoE, Surr
				AROCLOR 1221	0.19	0.19U H		UJ	ug/L	StoE, Surr
				AROCLOR 1232	0.19	0.19U H		UJ	ug/L	StoE, Surr
				AROCLOR 1242	0.38	0.38U H		UJ	ug/L	StoE, Surr
				AROCLOR 1248	0.19	0.19U H		UJ	ug/L	StoE, Surr
				AROCLOR 1254	0.19	0.19U H		UJ	ug/L	StoE, Surr
				AROCLOR 1260	0.19	0.19U H		UJ	ug/L	StoE, Surr
8260B	FWG TEAM #1 TRIP	AQ	TB							
				BROMOMETHANE	0.50	0.50U		UJ	ug/L	ProfJudg
				CHLOROETHANE	0.50	0.50U		UJ	ug/L	ProfJudg
				METHYLENE CHLORIDE	0.50	0.50U		UJ	ug/L	ProfJudg
8260B	FWG TEAM 2 TRIP	AQ	TB							
				BROMOMETHANE	0.50	0.50U		UJ	ug/L	ProfJudg
				CHLOROETHANE	0.50	0.50U		UJ	ug/L	ProfJudg
				METHYLENE CHLORIDE	0.50	0.50U		UJ	ug/L	ProfJudg
8260B	FWGBKGMW-005-0068-GW	AQ	N							
				BROMOMETHANE	0.50	0.50U		UJ	ug/L	ProfJudg
				CHLOROETHANE	0.50	0.50U		UJ	ug/L	ProfJudg
				METHYLENE CHLORIDE	0.50	0.50U		UJ	ug/L	ProfJudg
8260B	FWGCBLMW-005-0071-GW	AQ	N							
				ACETONE	1.1	1.1J		U	ug/L	Tb, Eb
				BROMOMETHANE	0.50	0.50U		UJ	ug/L	ProfJudg
				CHLOROETHANE	0.50	0.50U		UJ	ug/L	ProfJudg
				METHYLENE CHLORIDE	0.50	0.50U		UJ	ug/L	ProfJudg
8260B	FWGCBPMW-009-0073-GW	AQ	N							
				BROMOMETHANE	0.50	0.50U		UJ	ug/L	ProfJudg
				CHLOROETHANE	0.50	0.50U		UJ	ug/L	ProfJudg
				METHYLENE CHLORIDE	0.50	0.50U		UJ	ug/L	ProfJudg

N = Normal Sample *TB = Trip Blank*
FD = Field Duplicate *FB = Field Blank*

Overall Qualified Results

Analytical Method	Field Sample ID	Matrix	Sample Type	Analyte	RL	Lab Result	Unc / Error	Overall Qualifier	Units	Reason Code
SDG: 240-13468-1										
8260B	FWGCBPMW-DUP2-0140-GW	AQ	FD							
				BROMOMETHANE	0.50	0.50U		UJ	ug/L	ProfJudg
				CHLOROETHANE	0.50	0.50U		UJ	ug/L	ProfJudg
				METHYLENE CHLORIDE	0.50	0.50U		UJ	ug/L	ProfJudg
8260B	FWGEQUIPRINSE2-0155-GW	AQ	EB							
				ACETONE	1.1	5.4J		B	ug/L	Tb
				BROMOMETHANE	0.50	0.50U		UJ	ug/L	ProfJudg
				CHLOROETHANE	0.50	0.50U		UJ	ug/L	ProfJudg
				METHYLENE CHLORIDE	0.50	0.50U		UJ	ug/L	ProfJudg
8260B	FWGFWGMW-006-0086-GW	AQ	N							
				ACETONE	1.1	2.0J		B	ug/L	Tb, Eb
8260B	FWGFWGMW-007-0087-GW	AQ	N							
				ACETONE	1.1	1.4J		B	ug/L	Tb, Eb
8260B	FWGFWGMW-014-0094-GW	AQ	N							
				ACETONE	1.1	1.6J		B	ug/L	Tb, Eb
				BROMOMETHANE	0.50	0.50U		UJ	ug/L	ProfJudg
				CHLOROETHANE	0.50	0.50U		UJ	ug/L	ProfJudg
				METHYLENE CHLORIDE	0.50	0.50U		UJ	ug/L	ProfJudg
8260B	FWGLL11MW-011-0099-GW	AQ	N							
				BROMOMETHANE	0.50	0.50U		UJ	ug/L	ProfJudg
				CHLOROETHANE	0.50	0.50U		UJ	ug/L	ProfJudg
				METHYLENE CHLORIDE	0.50	0.50U		UJ	ug/L	ProfJudg

N = Normal Sample *TB = Trip Blank*
FD = Field Duplicate *FB = Field Blank*

Overall Qualified Results

Analytical Method	Field Sample ID	Matrix	Sample Type	Analyte	RL	Lab Result	Unc / Error	Overall Qualifier	Units	Reason Code
SDG: 240-13468-1										
8260B	FWGLL11MW-012-0100-GW	AQ	N							
				ACETONE	1.1	1.3J		B	ug/L	Tb, Eb
				BROMOMETHANE	0.50	0.50U		UJ	ug/L	ProfJudg
				CARBON DISULFIDE	0.25	0.14J		J	ug/L	RI
				CHLOROETHANE	0.50	0.50U		UJ	ug/L	ProfJudg
				METHYLENE CHLORIDE	0.50	0.50U		UJ	ug/L	ProfJudg

N = Normal Sample *TB = Trip Blank*
FD = Field Duplicate *FB = Field Blank*

Overall Qualified Results

Analytical Method	Field Sample ID	Matrix	Sample Type	Analyte	RL	Lab Result	Unc / Error	Overall Qualifier	Units	Reason Code
SDG: 240-13468-1										
8260B	FWGLL12MW-245C-0106-GW	AQ	N							
				1,1,1-TRICHLOROETHANE	0.25	0.25U		UJ	ug/L	Surr
				1,1,2,2-TETRACHLOROETHANE	0.25	0.25U		UJ	ug/L	Surr
				1,1,2-TRICHLOROETHANE	0.50	0.50U		UJ	ug/L	Surr
				1,1-DICHLOROETHANE	0.25	0.25U		UJ	ug/L	Surr
				1,1-DICHLOROETHENE	0.25	0.25U		UJ	ug/L	Surr
				1,2-DIBROMOETHANE	0.25	0.25U		UJ	ug/L	Surr
				1,2-DICHLOROETHANE	0.25	0.25U		UJ	ug/L	Surr
				1,2-DICHLOROETHENE (TOTAL)	0.50	0.50U		UJ	ug/L	Surr
				1,2-DICHLOROPROPANE	0.25	0.25U		UJ	ug/L	Surr
				2-BUTANONE	0.57	0.57U		UJ	ug/L	Surr
				2-HEXANONE	0.50	0.50U		UJ	ug/L	Surr
				4-METHYL-2-PENTANONE	0.50	0.50U		UJ	ug/L	Surr
				ACETONE	1.1	1.6J		JB	ug/L	Tb, Eb, Su
				BENZENE	0.25	0.25U		UJ	ug/L	Surr
				BROMOCHLOROMETHANE	0.50	0.50U		UJ	ug/L	Surr
				BROMODICHLOROMETHANE	0.25	0.25U		UJ	ug/L	Surr
				BROMOFORM	0.64	0.64U		UJ	ug/L	Surr
				BROMOMETHANE	0.50	0.50U		UJ	ug/L	Surr, ProfJ
				CARBON DISULFIDE	0.25	0.25U		UJ	ug/L	Surr
				CARBON TETRACHLORIDE	0.25	0.25U		UJ	ug/L	Surr
				CHLOROBENZENE	0.25	0.25U		UJ	ug/L	Surr
				CHLOROETHANE	0.50	0.50U		UJ	ug/L	Surr, ProfJ
				CHLOROFORM	0.25	0.25U		UJ	ug/L	Surr
				CHLOROMETHANE	0.50	0.50U		UJ	ug/L	Surr
				CIS-1,2-DICHLOROETHENE	0.25	0.25U		UJ	ug/L	Surr
				CIS-1,3-DICHLOROPROPENE	0.25	0.25U		UJ	ug/L	Surr
				DIBROMOCHLOROMETHANE	0.25	0.25U		UJ	ug/L	Surr
				ETHYLBENZENE	0.25	0.25U		UJ	ug/L	Surr
				m,p-Xylene	0.50	0.50U		UJ	ug/L	Surr
				METHYLENE CHLORIDE	0.50	0.50U		UJ	ug/L	Surr, ProfJ
				O-XYLENE	0.25	0.25U		UJ	ug/L	Surr

N = Normal Sample *TB = Trip Blank*
FD = Field Duplicate *FB = Field Blank*

Overall Qualified Results

Analytical Method	Field Sample ID	Matrix	Sample Type	Analyte	RL	Lab Result	Unc / Error	Overall Qualifier	Units	Reason Code
SDG: 240-13468-1										
				STYRENE	0.25	0.25U		UJ	ug/L	Surr
				TETRACHLOROETHENE	0.50	0.50U		UJ	ug/L	Surr
				TOLUENE	0.25	0.25U		UJ	ug/L	Surr
				TRANS-1,2-DICHLOROETHENE	0.25	0.25U		UJ	ug/L	Surr
				TRANS-1,3-DICHLOROPROPENE	0.25	0.25U		UJ	ug/L	Surr
				TRICHLOROETHENE	0.25	0.25U		UJ	ug/L	Surr
				VINYL CHLORIDE	0.25	0.25U		UJ	ug/L	Surr
				Xylene (Total)	0.75	0.75U		UJ	ug/L	Surr
8260B	FWGLL12MW-247-0108-GW	AQ	N							
				ACETONE	1.1	1.2J		B	ug/L	Tb, Eb
				BROMOMETHANE	0.50	0.50U		UJ	ug/L	ProfJudg
				CHLOROETHANE	0.50	0.50U		UJ	ug/L	ProfJudg
				METHYLENE CHLORIDE	0.50	0.50U		UJ	ug/L	ProfJudg
8260B	FWGLL12MW-DUP5-0143-GW	AQ	FD							
				ACETONE	1.1	1.8J		B	ug/L	Tb, Eb
				BROMOMETHANE	0.50	0.50U		UJ	ug/L	ProfJudg
				CHLOROETHANE	0.50	0.50U		UJ	ug/L	ProfJudg
				METHYLENE CHLORIDE	0.50	0.50U		UJ	ug/L	ProfJudg
8260B	FWGLL3MW-241C-0115-GW	AQ	N							
				BROMOMETHANE	0.50	0.50U		UJ	ug/L	ProfJudg
				CHLOROETHANE	0.50	0.50U		UJ	ug/L	ProfJudg
				METHYLENE CHLORIDE	0.50	0.50U		UJ	ug/L	ProfJudg
8260B	FWGSCFMW-002-0130-GW	AQ	N							
				BROMOMETHANE	0.50	0.50U		UJ	ug/L	ProfJudg
				CARBON DISULFIDE	0.25	0.18J		J	ug/L	RI
				CHLOROETHANE	0.50	0.50U		UJ	ug/L	ProfJudg
				METHYLENE CHLORIDE	0.50	0.50U		UJ	ug/L	ProfJudg

N = Normal Sample *TB = Trip Blank*
FD = Field Duplicate *FB = Field Blank*

Overall Qualified Results

Analytical Method	Field Sample ID	Matrix	Sample Type	Analyte	RL	Lab Result	Unc / Error	Overall Qualifier	Units	Reason Code
SDG: 240-13468-1										
8260B	FWGTEAM 3 - TRIP	AQ	TB							
				ACETONE	1.1	4.2J		B	ug/L	Eb
				BROMOMETHANE	0.50	0.50U		UJ	ug/L	ProfJudg
				CHLOROETHANE	0.50	0.50U		UJ	ug/L	ProfJudg
				METHYLENE CHLORIDE	0.50	0.50U		UJ	ug/L	ProfJudg
8260B	FWGWBGMW-009C-0134-GW	AQ	N							
				BROMOMETHANE	0.50	0.50U		UJ	ug/L	ProfJudg
				CHLOROETHANE	0.50	0.50U		UJ	ug/L	ProfJudg
				METHYLENE CHLORIDE	0.50	0.50U		UJ	ug/L	ProfJudg
8260B	FWGWBGMW-019-0136-GW	AQ	N							
				ACETONE	1.1	1.1U		UJ	ug/L	ProfJudg
8260B	FWGWBGMW-020-0137-GW	AQ	N							
				BROMOMETHANE	0.50	0.50U		UJ	ug/L	ProfJudg
				CHLOROETHANE	0.50	0.50U		UJ	ug/L	ProfJudg
				METHYLENE CHLORIDE	0.50	0.50U		UJ	ug/L	ProfJudg
8260B	FWGWBGMW-021-0138-GW	AQ	N							
				BROMOMETHANE	0.50	0.50U		UJ	ug/L	ProfJudg
				CARBON DISULFIDE	0.25	0.13J		J	ug/L	RI
				CHLOROETHANE	0.50	0.50U		UJ	ug/L	ProfJudg
				METHYLENE CHLORIDE	0.50	0.50U		UJ	ug/L	ProfJudg
8260B	FWGWBGMW-DUP8-0146-GW	AQ	FD							
				ACETONE	1.1	1.1U		UJ	ug/L	ProfJudg

N = Normal Sample *TB = Trip Blank*
FD = Field Duplicate *FB = Field Blank*

Overall Qualified Results

Analytical Method	Field Sample ID	Matrix	Sample Type	Analyte	RL	Lab Result	Unc / Error	Overall Qualifier	Units	Reason Code
SDG: 240-13468-1										
8330	FWGLL3MW-241C-0115-GW	AQ	N							
				2,4-DINITROTOLUENE	0.10	0.11PG		J	ug/L	ProfJudg
				2,6-DINITROTOLUENE	0.10	0.10PG		J	ug/L	ProfJudg
				Hexahydro-1,3,5-Trinitro-1,3,5-Triazine (RDX)	0.050	1.3		J	ug/L	ProfJudg
				Octahydro-1,3,5,7-tetranitro-1,3,5,7-tetrazocine (HMX)	0.050	0.36PG		J	ug/L	ProfJudg
8330	FWGWBGMW-009C-0134-GW	AQ	N							
				Hexahydro-1,3,5-Trinitro-1,3,5-Triazine (RDX)	0.051	6.6		J	ug/L	ProfJudg
8330	FWGWBGMW-018-0135-GW	AQ	N							
				Hexahydro-1,3,5-Trinitro-1,3,5-Triazine (RDX)	0.050	0.44		J	ug/L	ProfJudg
8330	FWGWBGMW-DUP8-0146-GW	AQ	FD							
				Hexahydro-1,3,5-Trinitro-1,3,5-Triazine (RDX)	0.051	0.45		J	ug/L	ProfJudg

N = Normal Sample *TB = Trip Blank*
FD = Field Duplicate *FB = Field Blank*

Overall Qualified Results

Analytical Method	Field Sample ID	Matrix	Sample Type	Analyte	RL	Lab Result	Unc / Error	Overall Qualifier	Units	Reason Code
SDG: 240-13468-2										
8270C	FWGCBLMW-005-0071-GW	AQ	N							
				BIS(2-ETHYLHEXYL)PHTHALATE	0.85	1.1J		B	ug/L	Mb
8270C	FWGCBPMW-009-0073-GW	AQ	N							
				2-CHLORONAPHTHALENE	0.095	0.095U Q		UJ	ug/L	Lcs
8270C	FWGCBPMW-DUP2-0140-GW	AQ	FD							
				2-CHLORONAPHTHALENE	0.095	0.095U Q		UJ	ug/L	Lcs
				BENZOIC ACID	9.5	9.5U		U	ug/L	REM

N = Normal Sample *TB = Trip Blank*
FD = Field Duplicate *FB = Field Blank*

Overall Qualified Results

Analytical Method	Field Sample ID	Matrix	Sample Type	Analyte	RL	Lab Result	Unc / Error	Overall Qualifier	Units	Reason Code
SDG: 240-13468-2										
8270C	FWGFWGMW-014-0094-GW	AQ	N							
				1,2,4-TRICHLOROBENZENE	0.76	0.76U		UJ	ug/L	Surr
				1,2-DICHLOROBENZENE	0.76	0.76U		UJ	ug/L	Surr
				1,3-DICHLOROBENZENE	0.76	0.76U		UJ	ug/L	Surr
				1,4-DICHLOROBENZENE	0.76	0.76U		UJ	ug/L	Surr
				2,2'-OXYBIS (1-CHLOROPROPANE)	0.76	0.76U		UJ	ug/L	Surr
				2,4,5-TRICHLOROPHENOL	0.76	0.76U		UJ	ug/L	Surr
				2,4,6-TRICHLOROPHENOL	0.76	0.76U		UJ	ug/L	Surr
				2,4-DICHLOROPHENOL	0.76	0.76U		UJ	ug/L	Surr
				2,4-DIMETHYLPHENOL	0.76	0.76U		UJ	ug/L	Surr
				2,4-DINITROPHENOL	2.3	2.3U		UJ	ug/L	Surr
				2-CHLORONAPHTHALENE	0.095	0.095U		UJ	ug/L	Surr
				2-CHLOROPHENOL	0.76	0.76U		UJ	ug/L	Surr
				2-METHYLNAPHTHALENE	0.095	0.095U		UJ	ug/L	Surr
				2-METHYLPHENOL	0.76	0.76U		UJ	ug/L	Surr
				2-NITROANILINE	0.76	0.76U		UJ	ug/L	Surr
				2-NITROPHENOL	0.76	0.76U		UJ	ug/L	Surr
				3,3'-DICHLOROBENZIDINE	0.76	0.76U		UJ	ug/L	Surr
				3-methylphenol/4-methylphenol	0.76	0.76U		UJ	ug/L	Surr
				3-NITROANILINE	0.76	0.76U		UJ	ug/L	Surr
				4,6-DINITRO-2-METHYLPHENOL	2.3	2.3U		UJ	ug/L	Surr
				4-BROMOPHENYL-PHENYLETHER	0.76	0.76U		UJ	ug/L	Surr
				4-CHLORO-3-METHYLPHENOL	0.76	0.76U		UJ	ug/L	Surr
				4-CHLOROANILINE	0.76	0.76U		UJ	ug/L	Surr
				4-CHLOROPHENYL-PHENYLETHER	0.76	0.76U		UJ	ug/L	Surr
				4-NITROANILINE	0.76	0.76U		UJ	ug/L	Surr
				4-NITROPHENOL	2.3	2.3U		UJ	ug/L	Surr
				ACENAPHTHENE	0.095	0.095U		UJ	ug/L	Surr
				ACENAPHTHYLENE	0.095	0.095U		UJ	ug/L	Surr
				ANTHRACENE	0.095	0.095U		UJ	ug/L	Surr
				BENZO(A)ANTHRACENE	0.095	0.095U		UJ	ug/L	Surr
				BENZO(A)PYRENE	0.095	0.095U		UJ	ug/L	Surr

N = Normal Sample *TB = Trip Blank*
FD = Field Duplicate *FB = Field Blank*

Overall Qualified Results

Analytical Method	Field Sample ID	Matrix	Sample Type	Analyte	RL	Lab Result	Unc / Error	Overall Qualifier	Units	Reason Code
SDG: 240-13468-2										
				BENZO(B)FLUORANTHENE	0.095	0.095U		UJ	ug/L	Surr
				BENZO(G,H,I)PERYLENE	0.095	0.095U		UJ	ug/L	Surr
				BENZO(K)FLUORANTHENE	0.095	0.095U		UJ	ug/L	Surr
				BENZOIC ACID	9.5	9.5U		UJ	ug/L	Surr
				BENZYL ALCOHOL	0.76	0.76U		UJ	ug/L	Surr
				BIS(2-CHLOROETHOXY)METHANE	0.76	0.76U		UJ	ug/L	Surr
				Bis(2-chloroethyl)ether	0.095	0.095U		UJ	ug/L	Surr
				BIS(2-ETHYLHEXYL)PHTHALATE	0.76	0.92J		J	ug/L	Surr
				Butylbenzylphthalate	0.76	0.76U		UJ	ug/L	Surr
				CARBAZOLE	0.76	0.76U		UJ	ug/L	Surr
				CHRYSENE	0.095	0.095U		UJ	ug/L	Surr
				DIBENZ(A,H)ANTHRACENE	0.095	0.095U		UJ	ug/L	Surr
				DIBENZOFURAN	0.095	0.095U		UJ	ug/L	Surr
				Diethylphthalate	0.76	0.76U		UJ	ug/L	Surr
				Dimethylphthalate	0.76	0.76U		UJ	ug/L	Surr
				DI-N-BUTYL PHTHALATE	0.76	0.76U		UJ	ug/L	Surr
				DI-N-OCTYL PHTHALATE	0.76	0.76U		UJ	ug/L	Surr
				FLUORANTHENE	0.095	0.095U		UJ	ug/L	Surr
				FLUORENE	0.095	0.095U		UJ	ug/L	Surr
				HEXACHLOROBENZENE	0.095	0.095U		UJ	ug/L	Surr
				HEXACHLOROBUTADIENE	0.76	0.76U		UJ	ug/L	Surr
				HEXACHLOROCYCLOPENTADIENE	0.76	0.76U		UJ	ug/L	Surr
				HEXACHLOROETHANE	0.76	0.76U		UJ	ug/L	Surr
				INDENO(1,2,3-CD)PYRENE	0.095	0.095U		UJ	ug/L	Surr
				ISOPHORONE	0.76	0.76U		UJ	ug/L	Surr
				NAPHTHALENE	0.095	0.095U		UJ	ug/L	Surr
				N-NITROSO-DI-N-PROPYLAMINE	0.76	0.76U		UJ	ug/L	Surr
				N-NITROSODIPHENYLAMINE	0.76	0.76U		UJ	ug/L	Surr
				PENTACHLOROPHENOL	2.3	2.3U		UJ	ug/L	Surr
				PHENANTHRENE	0.095	0.095U		UJ	ug/L	Surr
				PHENOL	0.76	0.76U		UJ	ug/L	Surr
				PYRENE	0.095	0.095U		UJ	ug/L	Surr

N = Normal Sample *TB = Trip Blank*
FD = Field Duplicate *FB = Field Blank*

Overall Qualified Results

Analytical Method	Field Sample ID	Matrix	Sample Type	Analyte	RL	Lab Result	Unc / Error	Overall Qualifier	Units	Reason Code
SDG: 240-13468-2										
8270C	FWGLL11MW-011-0099-GW	AQ	N							
				1,2,4-TRICHLOROBENZENE	0.78	0.78U		UJ	ug/L	Surr
				1,2-DICHLOROBENZENE	0.78	0.78U		UJ	ug/L	Surr
				1,3-DICHLOROBENZENE	0.78	0.78U		UJ	ug/L	Surr
				1,4-DICHLOROBENZENE	0.78	0.78U		UJ	ug/L	Surr
				2,2'-OXYBIS (1-CHLOROPROPANE)	0.78	0.78U		UJ	ug/L	Surr
				2,4,5-TRICHLOROPHENOL	0.78	0.78U		UJ	ug/L	Surr
				2,4,6-TRICHLOROPHENOL	0.78	0.78U		UJ	ug/L	Surr
				2,4-DICHLOROPHENOL	0.78	0.78U		UJ	ug/L	Surr
				2,4-DIMETHYLPHENOL	0.78	0.78U		UJ	ug/L	Surr
				2,4-DINITROPHENOL	2.4	2.4U		UJ	ug/L	Surr
				2-CHLORONAPHTHALENE	0.098	0.098U		UJ	ug/L	Surr
				2-CHLOROPHENOL	0.78	0.78U		UJ	ug/L	Surr
				2-METHYLNAPHTHALENE	0.098	0.098U		UJ	ug/L	Surr
				2-METHYLPHENOL	0.78	0.78U		UJ	ug/L	Surr
				2-NITROANILINE	0.78	0.78U		UJ	ug/L	Surr
				2-NITROPHENOL	0.78	0.78U		UJ	ug/L	Surr
				3,3'-DICHLOROBENZIDINE	0.78	0.78U		UJ	ug/L	Surr
				3-methylphenol/4-methylphenol	0.78	0.78U		UJ	ug/L	Surr
				3-NITROANILINE	0.78	0.78U		UJ	ug/L	Surr
				4,6-DINITRO-2-METHYLPHENOL	2.4	2.4U		UJ	ug/L	Surr
				4-BROMOPHENYL-PHENYLETHER	0.78	0.78U		UJ	ug/L	Surr
				4-CHLORO-3-METHYLPHENOL	0.78	0.78U		UJ	ug/L	Surr
				4-CHLOROANILINE	0.78	0.78U		UJ	ug/L	Surr
				4-CHLOROPHENYL-PHENYLETHER	0.78	0.78U		UJ	ug/L	Surr
				4-NITROANILINE	0.78	0.78U		UJ	ug/L	Surr
				4-NITROPHENOL	2.4	2.4U		UJ	ug/L	Surr
				ACENAPHTHENE	0.098	0.098U		UJ	ug/L	Surr
				ACENAPHTHYLENE	0.098	0.098U		UJ	ug/L	Surr
				ANTHRACENE	0.098	0.098U		UJ	ug/L	Surr
				BENZO(A)ANTHRACENE	0.098	0.098U		UJ	ug/L	Surr
				BENZO(A)PYRENE	0.098	0.098U		UJ	ug/L	Surr

N = Normal Sample *TB = Trip Blank*
FD = Field Duplicate *FB = Field Blank*

Overall Qualified Results

Analytical Method	Field Sample ID	Matrix	Sample Type	Analyte	RL	Lab Result	Unc / Error	Overall Qualifier	Units	Reason Code
SDG: 240-13468-2										
				BENZO(B)FLUORANTHENE	0.098	0.098U		UJ	ug/L	Surr
				BENZO(G,H,I)PERYLENE	0.098	0.098U		UJ	ug/L	Surr
				BENZO(K)FLUORANTHENE	0.098	0.098U		UJ	ug/L	Surr
				BENZOIC ACID	9.8	9.8U		UJ	ug/L	Surr
				BENZYL ALCOHOL	0.78	0.78U		UJ	ug/L	Surr
				BIS(2-CHLOROETHOXY)METHANE	0.78	0.78U		UJ	ug/L	Surr
				Bis(2-chloroethyl)ether	0.098	0.098U		UJ	ug/L	Surr
				BIS(2-ETHYLHEXYL)PHTHALATE	0.78	1.2J		JB	ug/L	Mb, Surr
				Butylbenzylphthalate	0.78	0.78U		UJ	ug/L	Surr
				CARBAZOLE	0.78	0.78U		UJ	ug/L	Surr
				CHRYSENE	0.098	0.098U		UJ	ug/L	Surr
				DIBENZ(A,H)ANTHRACENE	0.098	0.098U		UJ	ug/L	Surr
				DIBENZOFURAN	0.098	0.098U		UJ	ug/L	Surr
				Diethylphthalate	0.78	0.78U		UJ	ug/L	Surr
				Dimethylphthalate	0.78	0.78U		UJ	ug/L	Surr
				DI-N-BUTYL PHTHALATE	0.78	0.78U		UJ	ug/L	Surr
				DI-N-OCTYL PHTHALATE	0.78	0.78U		UJ	ug/L	Surr
				FLUORANTHENE	0.098	0.098U		UJ	ug/L	Surr
				FLUORENE	0.098	0.098U		UJ	ug/L	Surr
				HEXACHLOROBENZENE	0.098	0.098U		UJ	ug/L	Surr
				HEXACHLOROBUTADIENE	0.78	0.78U		UJ	ug/L	Surr
				HEXACHLOROCYCLOPENTADIENE	0.78	0.78U		UJ	ug/L	Surr
				HEXACHLOROETHANE	0.78	0.78U		UJ	ug/L	Surr
				INDENO(1,2,3-CD)PYRENE	0.098	0.098U		UJ	ug/L	Surr
				ISOPHORONE	0.78	0.78U		UJ	ug/L	Surr
				NAPHTHALENE	0.098	0.098U		UJ	ug/L	Surr
				N-NITROSO-DI-N-PROPYLAMINE	0.78	0.78U		UJ	ug/L	Surr
				N-NITROSODIPHENYLAMINE	0.78	0.78U		UJ	ug/L	Surr
				PENTACHLOROPHENOL	2.4	2.4U		UJ	ug/L	Surr
				PHENANTHRENE	0.098	0.098U		UJ	ug/L	Surr
				PHENOL	0.78	0.78U		UJ	ug/L	Surr
				PYRENE	0.098	0.098U		UJ	ug/L	Surr

N = Normal Sample *TB = Trip Blank*
FD = Field Duplicate *FB = Field Blank*

Overall Qualified Results

Analytical Method	Field Sample ID	Matrix	Sample Type	Analyte	RL	Lab Result	Unc / Error	Overall Qualifier	Units	Reason Code
SDG: 240-13468-2										
8270C	FWGLL11MW-012-0100-GW	AQ	N							
				BIS(2-ETHYLHEXYL)PHTHALATE	0.82	1.3J		B	ug/L	Mb

N = Normal Sample *TB = Trip Blank*
FD = Field Duplicate *FB = Field Blank*

Overall Qualified Results

Analytical Method	Field Sample ID	Matrix	Sample Type	Analyte	RL	Lab Result	Unc / Error	Overall Qualifier	Units	Reason Code
SDG: 240-13468-2										
8270C	FWGLL12MW-247-0108-GW	AQ	N							
				1,2,4-TRICHLOROBENZENE	0.80	0.80U		UJ	ug/L	Surr
				1,2-DICHLOROBENZENE	0.80	0.80U		UJ	ug/L	Surr
				1,3-DICHLOROBENZENE	0.80	0.80U		UJ	ug/L	Surr
				1,4-DICHLOROBENZENE	0.80	0.80U		UJ	ug/L	Surr
				2,2'-OXYBIS (1-CHLOROPROPANE)	0.80	0.80U		UJ	ug/L	Surr
				2,4,5-TRICHLOROPHENOL	0.80	0.80U		UJ	ug/L	Surr
				2,4,6-TRICHLOROPHENOL	0.80	0.80U		UJ	ug/L	Surr
				2,4-DICHLOROPHENOL	0.80	0.80U		UJ	ug/L	Surr
				2,4-DIMETHYLPHENOL	0.80	0.80U		UJ	ug/L	Surr
				2,4-DINITROPHENOL	2.4	2.4U		UJ	ug/L	Surr
				2-CHLORONAPHTHALENE	0.10	0.10U		UJ	ug/L	Surr
				2-CHLOROPHENOL	0.80	0.80U		UJ	ug/L	Surr
				2-METHYLNAPHTHALENE	0.10	0.10U		UJ	ug/L	Surr
				2-METHYLPHENOL	0.80	0.80U		UJ	ug/L	Surr
				2-NITROANILINE	0.80	0.80U		UJ	ug/L	Surr
				2-NITROPHENOL	0.80	0.80U		UJ	ug/L	Surr
				3,3'-DICHLOROBENZIDINE	0.80	0.80U		UJ	ug/L	Surr
				3-methylphenol/4-methylphenol	0.80	0.80U		UJ	ug/L	Surr
				3-NITROANILINE	0.80	0.80U		UJ	ug/L	Surr
				4,6-DINITRO-2-METHYLPHENOL	2.4	2.4U		UJ	ug/L	Surr
				4-BROMOPHENYL-PHENYLETHER	0.80	0.80U		UJ	ug/L	Surr
				4-CHLORO-3-METHYLPHENOL	0.80	0.80U		UJ	ug/L	Surr
				4-CHLOROANILINE	0.80	0.80U		UJ	ug/L	Surr
				4-CHLOROPHENYL-PHENYLETHER	0.80	0.80U		UJ	ug/L	Surr
				4-NITROANILINE	0.80	0.80U		UJ	ug/L	Surr
				4-NITROPHENOL	2.4	2.4U		UJ	ug/L	Surr
				ACENAPHTHENE	0.10	0.10U		UJ	ug/L	Surr
				ACENAPHTHYLENE	0.10	0.10U		UJ	ug/L	Surr
				ANTHRACENE	0.10	0.10U		UJ	ug/L	Surr
				BENZO(A)ANTHRACENE	0.10	0.10U		UJ	ug/L	Surr
				BENZO(A)PYRENE	0.10	0.10U		UJ	ug/L	Surr

N = Normal Sample *TB = Trip Blank*
FD = Field Duplicate *FB = Field Blank*

Overall Qualified Results

Analytical Method	Field Sample ID	Matrix	Sample Type	Analyte	RL	Lab Result	Unc / Error	Overall Qualifier	Units	Reason Code
SDG: 240-13468-2										
				BENZO(B)FLUORANTHENE	0.10	0.10U		UJ	ug/L	Surr
				BENZO(G,H,I)PERYLENE	0.10	0.10U		UJ	ug/L	Surr
				BENZO(K)FLUORANTHENE	0.10	0.10U		UJ	ug/L	Surr
				BENZOIC ACID	10	10U		UJ	ug/L	Surr
				BENZYL ALCOHOL	0.80	0.80U		UJ	ug/L	Surr
				BIS(2-CHLOROETHOXY)METHANE	0.80	0.80U		UJ	ug/L	Surr
				Bis(2-chloroethyl)ether	0.10	0.10U		UJ	ug/L	Surr
				BIS(2-ETHYLHEXYL)PHTHALATE	0.80	1.0J		JB	ug/L	Mb, Surr
				Butylbenzylphthalate	0.80	0.80U		UJ	ug/L	Surr
				CARBAZOLE	0.80	0.80U		UJ	ug/L	Surr
				CHRYSENE	0.10	0.10U		UJ	ug/L	Surr
				DIBENZ(A,H)ANTHRACENE	0.10	0.10U		UJ	ug/L	Surr
				DIBENZOFURAN	0.10	0.10U		UJ	ug/L	Surr
				Diethylphthalate	0.80	0.80U		UJ	ug/L	Surr
				Dimethylphthalate	0.80	0.80U		UJ	ug/L	Surr
				DI-N-BUTYL PHTHALATE	0.80	0.80U		UJ	ug/L	Surr
				DI-N-OCTYL PHTHALATE	0.80	0.80U		UJ	ug/L	Surr
				FLUORANTHENE	0.10	0.10U		UJ	ug/L	Surr
				FLUORENE	0.10	0.10U		UJ	ug/L	Surr
				HEXACHLOROBENZENE	0.10	0.10U		UJ	ug/L	Surr
				HEXACHLOROBUTADIENE	0.80	0.80U		UJ	ug/L	Surr
				HEXACHLOROCYCLOPENTADIENE	0.80	0.80U		UJ	ug/L	Surr
				HEXACHLOROETHANE	0.80	0.80U		UJ	ug/L	Surr
				INDENO(1,2,3-CD)PYRENE	0.10	0.10U		UJ	ug/L	Surr
				ISOPHORONE	0.80	0.80U		UJ	ug/L	Surr
				NAPHTHALENE	0.10	0.10U		UJ	ug/L	Surr
				N-NITROSO-DI-N-PROPYLAMINE	0.80	0.80U		UJ	ug/L	Surr
				N-NITROSODIPHENYLAMINE	0.80	0.80U		UJ	ug/L	Surr
				PENTACHLOROPHENOL	2.4	2.4U		UJ	ug/L	Surr
				PHENANTHRENE	0.10	0.10U		UJ	ug/L	Surr
				PHENOL	0.80	0.80U		UJ	ug/L	Surr
				PYRENE	0.10	0.10U		UJ	ug/L	Surr

N = Normal Sample *TB = Trip Blank*
FD = Field Duplicate *FB = Field Blank*

Overall Qualified Results

Analytical Method	Field Sample ID	Matrix	Sample Type	Analyte	RL	Lab Result	Unc / Error	Overall Qualifier	Units	Reason Code
SDG: 240-13468-2										
8270C	FWGSCFMW-002-0130-GW	AQ	N							
				ACENAPHTHENE	0.095	0.095U		UJ	ug/L	Surr
				ACENAPHTHYLENE	0.095	0.095U		UJ	ug/L	Surr
				ANTHRACENE	0.095	0.095U		UJ	ug/L	Surr
				BENZO(A)ANTHRACENE	0.095	0.095U		UJ	ug/L	Surr
				BENZO(A)PYRENE	0.095	0.095U		UJ	ug/L	Surr
				BENZO(B)FLUORANTHENE	0.095	0.095U		UJ	ug/L	Surr
				BENZO(G,H,I)PERYLENE	0.095	0.095U		UJ	ug/L	Surr
				BENZO(K)FLUORANTHENE	0.095	0.095U		UJ	ug/L	Surr
				BIS(2-ETHYLHEXYL)PHTHALATE	0.76	0.76U		UJ	ug/L	Surr
				Butylbenzylphthalate	0.76	0.76U		UJ	ug/L	Surr
				CHRYSENE	0.095	0.095U		UJ	ug/L	Surr
				DIBENZ(A,H)ANTHRACENE	0.095	0.095U		UJ	ug/L	Surr
				Diethylphthalate	0.76	0.76U		UJ	ug/L	Surr
				Dimethylphthalate	0.76	0.76U		UJ	ug/L	Surr
				DI-N-BUTYL PHTHALATE	0.76	0.76U		UJ	ug/L	Surr
				DI-N-OCTYL PHTHALATE	0.76	0.76U		UJ	ug/L	Surr
				FLUORANTHENE	0.095	0.095U		UJ	ug/L	Surr
				FLUORENE	0.095	0.095U		UJ	ug/L	Surr
				INDENO(1,2,3-CD)PYRENE	0.095	0.095U		UJ	ug/L	Surr
				NAPHTHALENE	0.095	0.095U		UJ	ug/L	Surr
				PHENANTHRENE	0.095	0.095U		UJ	ug/L	Surr
				PYRENE	0.095	0.095U		UJ	ug/L	Surr
8270C	FWGWBGMW-006C-0132-GW	AQ	N							
				BIS(2-ETHYLHEXYL)PHTHALATE	0.76	0.96J		B	ug/L	Mb
8270C	FWGWBGMW-018-0135-GW	AQ	N							
				BENZYL ALCOHOL	0.77	0.59J		J	ug/L	RI
8270C	FWGWBGMW-021-0138-GW	AQ	N							
				BIS(2-ETHYLHEXYL)PHTHALATE	0.76	1.5J		B	ug/L	Mb

N = Normal Sample *TB = Trip Blank*
FD = Field Duplicate *FB = Field Blank*

Data Qualifier Summary

Lab Reporting Batch ID: 240-13468-1 **Laboratory: TA CAN**

EDD Filename: Prep240-13468-1 8330 **eQAPP Name: RVAAP 66-rev July 2012**

Method Category: GENCHEM

Method: 353.2 **Matrix: AQ**

Sample ID: FWGEQUIPRINSE2-0155-GW **Collected:** 7/24/2012 12:08:00 **Analysis Type:** RES/TOT **Dilution:** 1

Analyte	Lab Result	Lab Qual	DL	DL Type	RL	RL Type	Units	Data Review Qual	Reason Code
Nitrate-Nitrite	0.012	U	0.0053	MDL	0.012	LOD	mg/L	UJ	Ms

Sample ID: FWGLL12MW-185C-0103-GW **Collected:** 7/24/2012 9:24:00 **Analysis Type:** DL/TOT **Dilution:** 100

Analyte	Lab Result	Lab Qual	DL	DL Type	RL	RL Type	Units	Data Review Qual	Reason Code
Nitrate-Nitrite	145	Q	0.53	MDL	1.2	LOD	mg/L	J-	Ms

Sample ID: FWGLL12MW-245C-0106-GW **Collected:** 7/24/2012 9:30:00 **Analysis Type:** RES/TOT **Dilution:** 1

Analyte	Lab Result	Lab Qual	DL	DL Type	RL	RL Type	Units	Data Review Qual	Reason Code
Nitrate-Nitrite	0.050		0.0053	MDL	0.012	LOD	mg/L	J-	Ms

Sample ID: FWGLL12MW-247-0108-GW **Collected:** 7/24/2012 10:12:00 **Analysis Type:** RES/TOT **Dilution:** 1

Analyte	Lab Result	Lab Qual	DL	DL Type	RL	RL Type	Units	Data Review Qual	Reason Code
Nitrate-Nitrite	0.027	J	0.0053	MDL	0.012	LOD	mg/L	J-	Ms

Sample ID: FWGLL12MW-DUP5-0143-GW **Collected:** 7/24/2012 11:00:00 **Analysis Type:** RES/TOT **Dilution:** 1

Analyte	Lab Result	Lab Qual	DL	DL Type	RL	RL Type	Units	Data Review Qual	Reason Code
Nitrate-Nitrite	0.055		0.0053	MDL	0.012	LOD	mg/L	J-	Ms

Sample ID: FWGSCFMW-002-0130-GW **Collected:** 7/24/2012 11:28:00 **Analysis Type:** RES/TOT **Dilution:** 1

Analyte	Lab Result	Lab Qual	DL	DL Type	RL	RL Type	Units	Data Review Qual	Reason Code
Nitrate-Nitrite	0.012	U	0.0053	MDL	0.012	LOD	mg/L	UJ	Ms

Method Category: METALS

Method: 6010B **Matrix: AQ**

Sample ID: FWGBKGMW-005-0068-GF **Collected:** 7/24/2012 2:19:00 **Analysis Type:** RES/TOT **Dilution:** 1

Analyte	Lab Result	Lab Qual	DL	DL Type	RL	RL Type	Units	Data Review Qual	Reason Code
CHROMIUM	1.8	J	1.4	MDL	4.0	LOD	ug/L	UJ	Eb, ProfJudg

* denotes a non-reportable result

Project Name and Number: 030174.0016.0001.9.1 - RVAAP 66 (OH)

Data Qualifier Summary

Lab Reporting Batch ID: 240-13468-1 **Laboratory: TA CAN**

EDD Filename: Prep240-13468-1 8330 **eQAPP Name: RVAAP 66-rev July 2012**

Method Category: METALS

Method: 6010B **Matrix: AQ**

Sample ID: FWGCBLMW-005-0071-GF **Collected:** 7/24/2012 4:42:00 **Analysis Type:** RES/TOT **Dilution:** 1

Analyte	Lab Result	Lab Qual	DL	DL Type	RL	RL Type	Units	Data Review Qual	Reason Code
CHROMIUM	2.2	J B	1.4	MDL	4.0	LOD	ug/L	UJ	Eb, ProfJudg

Sample ID: FWGCBPMW-002C-0072-GF **Collected:** 7/24/2012 2:10:00 **Analysis Type:** RES/TOT **Dilution:** 1

Analyte	Lab Result	Lab Qual	DL	DL Type	RL	RL Type	Units	Data Review Qual	Reason Code
CHROMIUM	2.1	J	1.4	MDL	4.0	LOD	ug/L	UJ	Eb, ProfJudg
COBALT	2.0	J	1.5	MDL	4.0	LOD	ug/L	J	RI

Sample ID: FWGEQUIPRINSE2-0155-GW **Collected:** 7/24/2012 12:08:00 **Analysis Type:** RES/TOT **Dilution:** 1

Analyte	Lab Result	Lab Qual	DL	DL Type	RL	RL Type	Units	Data Review Qual	Reason Code
CHROMIUM	5.2	J B	1.4	MDL	4.0	LOD	ug/L	J	ProfJudg
MANGANESE	2.1	J	1.8	MDL	5.0	LOD	ug/L	J	RI

Sample ID: FWGFWGMW-006-0086-GF **Collected:** 7/24/2012 4:37:00 **Analysis Type:** RES/TOT **Dilution:** 1

Analyte	Lab Result	Lab Qual	DL	DL Type	RL	RL Type	Units	Data Review Qual	Reason Code
POTASSIUM	1500	J	300	MDL	900	LOD	ug/L	U	Mb

Sample ID: FWGFWGMW-014-0094-GF **Collected:** 7/24/2012 4:09:00 **Analysis Type:** RES/TOT **Dilution:** 1

Analyte	Lab Result	Lab Qual	DL	DL Type	RL	RL Type	Units	Data Review Qual	Reason Code
CHROMIUM	6.7	J B	1.4	MDL	4.0	LOD	ug/L	UJ	Eb, ProfJudg
NICKEL	2.7	J	2.2	MDL	5.0	LOD	ug/L	J	RI

Sample ID: FWGLL11MW-011-0099-GF **Collected:** 7/24/2012 2:42:00 **Analysis Type:** RE2/TOT **Dilution:** 1

Analyte	Lab Result	Lab Qual	DL	DL Type	RL	RL Type	Units	Data Review Qual	Reason Code
CHROMIUM	3.9	J	1.4	MDL	4.0	LOD	ug/L	UJ	Eb, ProfJudg

Sample ID: FWGLL11MW-011-0099-GF **Collected:** 7/24/2012 2:42:00 **Analysis Type:** RES/TOT **Dilution:** 1

Analyte	Lab Result	Lab Qual	DL	DL Type	RL	RL Type	Units	Data Review Qual	Reason Code
ARSENIC	6.9	J	3.3	MDL	10	LOD	ug/L	J	RI
COBALT	1.6	J	1.5	MDL	4.0	LOD	ug/L	J	RI
COPPER	5.4	J	4.4	MDL	10	LOD	ug/L	J	RI

* denotes a non-reportable result

Project Name and Number: 030174.0016.0001.9.1 - RVAAP 66 (OH)

Data Qualifier Summary

Lab Reporting Batch ID: 240-13468-1 **Laboratory: TA CAN**

EDD Filename: Prep240-13468-1 8330 **eQAPP Name: RVAAP 66-rev July 2012**

Method Category: METALS

Method: 6010B **Matrix: AQ**

Sample ID: FWGLL11MW-011-0099-GF **Collected:** 7/24/2012 2:42:00 **Analysis Type:** RES/TOT **Dilution:** 1

Analyte	Lab Result	Lab Qual	DL	DL Type	RL	RL Type	Units	Data Review Qual	Reason Code
LEAD	1.8	J	1.7	MDL	5.0	LOD	ug/L	J	RI
NICKEL	4.5	J	2.2	MDL	5.0	LOD	ug/L	J	RI
VANADIUM	5.2	J	1.3	MDL	4.0	LOD	ug/L	U	Mb

Sample ID: FWGLL11MW-012-0100-GF **Collected:** 7/24/2012 3:38:00 **Analysis Type:** RES/TOT **Dilution:** 1

Analyte	Lab Result	Lab Qual	DL	DL Type	RL	RL Type	Units	Data Review Qual	Reason Code
CHROMIUM	3.9	J B	1.4	MDL	4.0	LOD	ug/L	UJ	Eb, ProfJudg

Sample ID: FWGLL12MW-185C-0103-GF **Collected:** 7/24/2012 9:24:00 **Analysis Type:** RES/TOT **Dilution:** 1

Analyte	Lab Result	Lab Qual	DL	DL Type	RL	RL Type	Units	Data Review Qual	Reason Code
ARSENIC	3.5	J	3.3	MDL	10	LOD	ug/L	J	RI
COBALT	2.5	J	1.5	MDL	4.0	LOD	ug/L	J	RI

Sample ID: FWGLL12MW-245C-0106-GF **Collected:** 7/24/2012 9:30:00 **Analysis Type:** RES/TOT **Dilution:** 1

Analyte	Lab Result	Lab Qual	DL	DL Type	RL	RL Type	Units	Data Review Qual	Reason Code
ARSENIC	9.9	J	3.3	MDL	10	LOD	ug/L	J	RI
CHROMIUM	7.6		1.4	MDL	4.0	LOD	ug/L	UJ	Eb, ProfJudg
COPPER	8.7	J	4.4	MDL	10	LOD	ug/L	J	RI
LEAD	3.3	J	1.7	MDL	5.0	LOD	ug/L	J	RI
VANADIUM	6.4	J	1.3	MDL	4.0	LOD	ug/L	U	Mb

Sample ID: FWGLL12MW-247-0108-GF **Collected:** 7/24/2012 10:12:00 **Analysis Type:** RES/TOT **Dilution:** 1

Analyte	Lab Result	Lab Qual	DL	DL Type	RL	RL Type	Units	Data Review Qual	Reason Code
ARSENIC	7.6	J	3.3	MDL	10	LOD	ug/L	J	RI

Sample ID: FWGLL12MW-DUP5-0143-GF **Collected:** 7/24/2012 11:00:00 **Analysis Type:** RES/TOT **Dilution:** 1

Analyte	Lab Result	Lab Qual	DL	DL Type	RL	RL Type	Units	Data Review Qual	Reason Code
CHROMIUM	7.2		1.4	MDL	4.0	LOD	ug/L	UJ	Eb, ProfJudg
COPPER	8.1	J	4.4	MDL	10	LOD	ug/L	J	RI
LEAD	3.0	J	1.7	MDL	5.0	LOD	ug/L	J	RI

* denotes a non-reportable result

Project Name and Number: 030174.0016.0001.9.1 - RVAAP 66 (OH)

Data Qualifier Summary

Lab Reporting Batch ID: 240-13468-1 **Laboratory: TA CAN**

EDD Filename: Prep240-13468-1 8330 **eQAPP Name: RVAAP 66-rev July 2012**

Method Category: METALS

Method: 6010B **Matrix: AQ**

Sample ID: FWGLL12MW-DUP5-0143-GF **Collected:** 7/24/2012 11:00:00 **Analysis Type:** RES/TOT **Dilution:** 1

Analyte	Lab Result	Lab Qual	DL	DL Type	RL	RL Type	Units	Data Review Qual	Reason Code
VANADIUM	5.5	J	1.3	MDL	4.0	LOD	ug/L	U	Mb

Sample ID: FWGLL3MW-241C-0115-GF **Collected:** 7/24/2012 5:35:00 **Analysis Type:** RES/TOT **Dilution:** 1

Analyte	Lab Result	Lab Qual	DL	DL Type	RL	RL Type	Units	Data Review Qual	Reason Code
BARIUM	3.3	J	2.8	MDL	5.0	LOD	ug/L	J	RI
MANGANESE	7.7	J	1.8	MDL	5.0	LOD	ug/L	U	Eb

Sample ID: FWGWBGMW-006C-0132-GF **Collected:** 7/24/2012 9:26:00 **Analysis Type:** RES/TOT **Dilution:** 1

Analyte	Lab Result	Lab Qual	DL	DL Type	RL	RL Type	Units	Data Review Qual	Reason Code
CHROMIUM	1.7	J	1.4	MDL	4.0	LOD	ug/L	UJ	Eb, ProfJudg
POTASSIUM	890	J	300	MDL	900	LOD	ug/L	J	RI

Sample ID: FWGWBGMW-007C-0133-GF **Collected:** 7/24/2012 9:01:00 **Analysis Type:** RES/TOT **Dilution:** 1

Analyte	Lab Result	Lab Qual	DL	DL Type	RL	RL Type	Units	Data Review Qual	Reason Code
ARSENIC	7.9	J	3.3	MDL	10	LOD	ug/L	J	RI
CHROMIUM	6.0	J B	1.4	MDL	4.0	LOD	ug/L	UJ	Eb, ProfJudg
NICKEL	2.2	J	2.2	MDL	5.0	LOD	ug/L	J	RI

Sample ID: FWGWBGMW-009C-0134-GF **Collected:** 7/24/2012 11:29:00 **Analysis Type:** RES/TOT **Dilution:** 1

Analyte	Lab Result	Lab Qual	DL	DL Type	RL	RL Type	Units	Data Review Qual	Reason Code
CHROMIUM	2.7	J	1.4	MDL	4.0	LOD	ug/L	UJ	Eb, ProfJudg

Sample ID: FWGWBGMW-018-0135-GF **Collected:** 7/24/2012 11:41:00 **Analysis Type:** RES/TOT **Dilution:** 1

Analyte	Lab Result	Lab Qual	DL	DL Type	RL	RL Type	Units	Data Review Qual	Reason Code
MANGANESE	9.9	J	1.8	MDL	5.0	LOD	ug/L	U	Eb
POTASSIUM	950	J	300	MDL	900	LOD	ug/L	U	Mb

Sample ID: FWGWBGMW-020-0137-GF **Collected:** 7/24/2012 12:29:00 **Analysis Type:** RES/TOT **Dilution:** 1

Analyte	Lab Result	Lab Qual	DL	DL Type	RL	RL Type	Units	Data Review Qual	Reason Code
NICKEL	3.1	J	2.2	MDL	5.0	LOD	ug/L	J	RI

* denotes a non-reportable result

Project Name and Number: 030174.0016.0001.9.1 - RVAAP 66 (OH)

Data Qualifier Summary

Lab Reporting Batch ID: 240-13468-1 **Laboratory: TA CAN**

EDD Filename: Prep240-13468-1 8330 **eQAPP Name: RVAAP 66-rev July 2012**

Method Category: METALS

Method: 6010B **Matrix: AQ**

Sample ID: FWGWBGMW-020-0137-GF **Collected:** 7/24/2012 12:29:00 **Analysis Type:** RES/TOT **Dilution:** 1

Analyte	Lab Result	Lab Qual	DL	DL Type	RL	RL Type	Units	Data Review Qual	Reason Code
POTASSIUM	630	J	300	MDL	900	LOD	ug/L	J	RI

Sample ID: FWGWBGMW-021-0138-GF **Collected:** 7/24/2012 10:16:00 **Analysis Type:** RES/TOT **Dilution:** 1

Analyte	Lab Result	Lab Qual	DL	DL Type	RL	RL Type	Units	Data Review Qual	Reason Code
ARSENIC	7.2	J	3.3	MDL	10	LOD	ug/L	J	RI

Sample ID: FWGWBGMW-DUP8-0146-GF **Collected:** 7/24/2012 12:41:00 **Analysis Type:** RES/TOT **Dilution:** 1

Analyte	Lab Result	Lab Qual	DL	DL Type	RL	RL Type	Units	Data Review Qual	Reason Code
MANGANESE	9.0	J	1.8	MDL	5.0	LOD	ug/L	U	Eb
POTASSIUM	950	J	300	MDL	900	LOD	ug/L	U	Mb

Method Category: METALS

Method: 6020 **Matrix: AQ**

Sample ID: FWGCBLMW-005-0071-GF **Collected:** 7/24/2012 4:42:00 **Analysis Type:** RES/TOT **Dilution:** 1

Analyte	Lab Result	Lab Qual	DL	DL Type	RL	RL Type	Units	Data Review Qual	Reason Code
ALUMINUM	53	J	20	MDL	60	LOD	ug/L	J	RI
CADMIUM	0.10	J	0.023	MDL	0.070	LOD	ug/L	U	Cb
ZINC	12	J	8.8	MDL	20	LOD	ug/L	J	RI

Sample ID: FWGFWGMW-007-0087-GF **Collected:** 7/24/2012 3:01:00 **Analysis Type:** RES/TOT **Dilution:** 1

Analyte	Lab Result	Lab Qual	DL	DL Type	RL	RL Type	Units	Data Review Qual	Reason Code
CADMIUM	0.047	J	0.023	MDL	0.070	LOD	ug/L	U	Cb

Sample ID: FWGLL12MW-185C-0103-GF **Collected:** 7/24/2012 9:24:00 **Analysis Type:** RES/TOT **Dilution:** 1

Analyte	Lab Result	Lab Qual	DL	DL Type	RL	RL Type	Units	Data Review Qual	Reason Code
ANTIMONY	0.39	J	0.21	MDL	0.50	LOD	ug/L	J	RI
CADMIUM	0.27	J	0.023	MDL	0.070	LOD	ug/L	U	Cb
ZINC	9.5	J	8.8	MDL	20	LOD	ug/L	J	RI

* denotes a non-reportable result

Project Name and Number: 030174.0016.0001.9.1 - RVAAP 66 (OH)

Data Qualifier Summary

Lab Reporting Batch ID: 240-13468-1 **Laboratory: TA CAN**

EDD Filename: Prep240-13468-1 8330 **eQAPP Name: RVAAP 66-rev July 2012**

Method Category: METALS

Method: 6020 **Matrix: AQ**

Sample ID: FWGLL12MW-245C-0106-GF **Collected:** 7/24/2012 9:30:00 **Analysis Type:** RES/TOT **Dilution:** 1

Analyte	Lab Result	Lab Qual	DL	DL Type	RL	RL Type	Units	Data Review Qual	Reason Code
CADMIUM	0.099	J	0.023	MDL	0.070	LOD	ug/L	U	Cb

Sample ID: FWGLL12MW-247-0108-GF **Collected:** 7/24/2012 10:12:00 **Analysis Type:** RES/TOT **Dilution:** 1

Analyte	Lab Result	Lab Qual	DL	DL Type	RL	RL Type	Units	Data Review Qual	Reason Code
ALUMINUM	25	J	20	MDL	60	LOD	ug/L	J	RI
CADMIUM	0.028	J	0.023	MDL	0.070	LOD	ug/L	U	Cb
THALLIUM	0.32	J	0.32	MDL	1.0	LOD	ug/L	U	Cb

Sample ID: FWGLL12MW-DUP5-0143-GF **Collected:** 7/24/2012 11:00:00 **Analysis Type:** RES/TOT **Dilution:** 1

Analyte	Lab Result	Lab Qual	DL	DL Type	RL	RL Type	Units	Data Review Qual	Reason Code
CADMIUM	0.12	J	0.023	MDL	0.070	LOD	ug/L	U	Cb

Sample ID: FWGLL3MW-241C-0115-GF **Collected:** 7/24/2012 5:35:00 **Analysis Type:** RES/TOT **Dilution:** 1

Analyte	Lab Result	Lab Qual	DL	DL Type	RL	RL Type	Units	Data Review Qual	Reason Code
IRON	79	J	44	MDL	100	LOD	ug/L	J	RI

Sample ID: FWGSCFMW-002-0130-GF **Collected:** 7/24/2012 11:28:00 **Analysis Type:** RES/TOT **Dilution:** 1

Analyte	Lab Result	Lab Qual	DL	DL Type	RL	RL Type	Units	Data Review Qual	Reason Code
THALLIUM	0.60	J	0.32	MDL	1.0	LOD	ug/L	U	Cb

Sample ID: FWGWBGMW-006C-0132-GF **Collected:** 7/24/2012 9:26:00 **Analysis Type:** RES/TOT **Dilution:** 1

Analyte	Lab Result	Lab Qual	DL	DL Type	RL	RL Type	Units	Data Review Qual	Reason Code
CADMIUM	0.024	J	0.023	MDL	0.070	LOD	ug/L	U	Cb

Sample ID: FWGWBGMW-018-0135-GF **Collected:** 7/24/2012 11:41:00 **Analysis Type:** RES/TOT **Dilution:** 1

Analyte	Lab Result	Lab Qual	DL	DL Type	RL	RL Type	Units	Data Review Qual	Reason Code
THALLIUM	0.37	J	0.32	MDL	1.0	LOD	ug/L	U	Cb

* denotes a non-reportable result

Project Name and Number: 030174.0016.0001.9.1 - RVAAP 66 (OH)

Data Qualifier Summary

Lab Reporting Batch ID: 240-13468-1 **Laboratory: TA CAN**

EDD Filename: Prep240-13468-1 8330 **eQAPP Name: RVAAP 66-rev July 2012**

Method Category: METALS

Method: 6020 **Matrix: AQ**

Sample ID: FWGWBGMW-019-0136-GF **Collected:** 7/24/2012 10:11:00 **Analysis Type:** RES/TOT **Dilution:** 1

Analyte	Lab Result	Lab Qual	DL	DL Type	RL	RL Type	Units	Data Review Qual	Reason Code
THALLIUM	0.53	J	0.32	MDL	1.0	LOD	ug/L	U	Cb

Sample ID: FWGWBGMW-DUP8-0146-GF **Collected:** 7/24/2012 12:41:00 **Analysis Type:** RES/TOT **Dilution:** 1

Analyte	Lab Result	Lab Qual	DL	DL Type	RL	RL Type	Units	Data Review Qual	Reason Code
ANTIMONY	0.26	J	0.21	MDL	0.50	LOD	ug/L	J	RI

Method Category: METALS

Method: 7470A **Matrix: AQ**

Sample ID: FWGLL12MW-247-0108-GF **Collected:** 7/24/2012 10:12:00 **Analysis Type:** RES/TOT **Dilution:** 1

Analyte	Lab Result	Lab Qual	DL	DL Type	RL	RL Type	Units	Data Review Qual	Reason Code
MERCURY	0.18	J	0.12	MDL	0.20	LOD	ug/L	J	RI

Sample ID: FWGWBGMW-009C-0134-GF **Collected:** 7/24/2012 11:29:00 **Analysis Type:** RES/TOT **Dilution:** 1

Analyte	Lab Result	Lab Qual	DL	DL Type	RL	RL Type	Units	Data Review Qual	Reason Code
MERCURY	0.13	J	0.12	MDL	0.20	LOD	ug/L	J	RI

Method Category: SVOA

Method: 8082 **Matrix: AQ**

Sample ID: FWGFWGMW-006-0086-GW **Collected:** 7/24/2012 4:37:00 **Analysis Type:** RES-BASE/NEUTRAL **Dilution:** 1

Analyte	Lab Result	Lab Qual	DL	DL Type	RL	RL Type	Units	Data Review Qual	Reason Code
AROCLOR 1016	0.19	U	0.16	MDL	0.19	LOD	ug/L	UJ	Surr
AROCLOR 1221	0.19	U	0.12	MDL	0.19	LOD	ug/L	UJ	Surr
AROCLOR 1232	0.19	U	0.15	MDL	0.19	LOD	ug/L	UJ	Surr
AROCLOR 1242	0.38	U	0.21	MDL	0.38	LOD	ug/L	UJ	Surr
AROCLOR 1248	0.19	U	0.095	MDL	0.19	LOD	ug/L	UJ	Surr
AROCLOR 1254	0.19	U	0.15	MDL	0.19	LOD	ug/L	UJ	Surr
AROCLOR 1260	0.19	U	0.16	MDL	0.19	LOD	ug/L	UJ	Surr

* denotes a non-reportable result

Data Qualifier Summary

Lab Reporting Batch ID: 240-13468-1 **Laboratory: TA CAN**

EDD Filename: Prep240-13468-1 8330 **eQAPP Name: RVAAP 66-rev July 2012**

Method Category: SVOA

Method: 8082 **Matrix:** AQ

Sample ID: FWGFWGMW-007-0087-GW **Collected:** 7/24/2012 3:01:00 **Analysis Type:** RES-BASE/NEUTRAL **Dilution:** 1

Analyte	Lab Result	Lab Qual	DL	DL Type	RL	RL Type	Units	Data Review Qual	Reason Code
AROCLOR 1016	0.19	U	0.16	MDL	0.19	LOD	ug/L	UJ	Surr
AROCLOR 1221	0.19	U	0.12	MDL	0.19	LOD	ug/L	UJ	Surr
AROCLOR 1232	0.19	U	0.15	MDL	0.19	LOD	ug/L	UJ	Surr
AROCLOR 1242	0.38	U	0.21	MDL	0.38	LOD	ug/L	UJ	Surr
AROCLOR 1248	0.19	U	0.095	MDL	0.19	LOD	ug/L	UJ	Surr
AROCLOR 1254	0.19	U	0.15	MDL	0.19	LOD	ug/L	UJ	Surr
AROCLOR 1260	0.19	U	0.16	MDL	0.19	LOD	ug/L	UJ	Surr

Sample ID: FWGFWGMW-014-0094-GW **Collected:** 7/24/2012 4:09:00 **Analysis Type:** RES-BASE/NEUTRAL **Dilution:** 1

Analyte	Lab Result	Lab Qual	DL	DL Type	RL	RL Type	Units	Data Review Qual	Reason Code
AROCLOR 1016	0.19	U	0.16	MDL	0.19	LOD	ug/L	UJ	Surr
AROCLOR 1221	0.19	U	0.12	MDL	0.19	LOD	ug/L	UJ	Surr
AROCLOR 1232	0.19	U	0.15	MDL	0.19	LOD	ug/L	UJ	Surr
AROCLOR 1242	0.38	U	0.21	MDL	0.38	LOD	ug/L	UJ	Surr
AROCLOR 1248	0.19	U	0.095	MDL	0.19	LOD	ug/L	UJ	Surr
AROCLOR 1254	0.19	U	0.15	MDL	0.19	LOD	ug/L	UJ	Surr
AROCLOR 1260	0.19	U	0.16	MDL	0.19	LOD	ug/L	UJ	Surr

Sample ID: FWGLL11MW-011-0099-GW **Collected:** 7/24/2012 2:42:00 **Analysis Type:** RES-BASE/NEUTRAL **Dilution:** 1

Analyte	Lab Result	Lab Qual	DL	DL Type	RL	RL Type	Units	Data Review Qual	Reason Code
AROCLOR 1016	0.19	U	0.16	MDL	0.19	LOD	ug/L	UJ	Surr
AROCLOR 1221	0.19	U	0.12	MDL	0.19	LOD	ug/L	UJ	Surr
AROCLOR 1232	0.19	U	0.15	MDL	0.19	LOD	ug/L	UJ	Surr
AROCLOR 1242	0.38	U	0.21	MDL	0.38	LOD	ug/L	UJ	Surr
AROCLOR 1248	0.19	U	0.095	MDL	0.19	LOD	ug/L	UJ	Surr
AROCLOR 1254	0.19	U	0.15	MDL	0.19	LOD	ug/L	UJ	Surr
AROCLOR 1260	0.19	U	0.16	MDL	0.19	LOD	ug/L	UJ	Surr

Sample ID: FWGLL12MW-247-0108-GW **Collected:** 7/24/2012 10:12:00 **Analysis Type:** RES-BASE/NEUTRAL **Dilution:** 1

Analyte	Lab Result	Lab Qual	DL	DL Type	RL	RL Type	Units	Data Review Qual	Reason Code
AROCLOR 1016	0.20	U	0.17	MDL	0.20	LOD	ug/L	UJ	Surr
AROCLOR 1221	0.20	U	0.13	MDL	0.20	LOD	ug/L	UJ	Surr

* denotes a non-reportable result

Project Name and Number: 030174.0016.0001.9.1 - RVAAP 66 (OH)

Data Qualifier Summary

Lab Reporting Batch ID: 240-13468-1 **Laboratory: TA CAN**

EDD Filename: Prep240-13468-1 8330 **eQAPP Name: RVAAP 66-rev July 2012**

Method Category: SVOA

Method: 8082 **Matrix:** AQ

Sample ID: FWGLL12MW-247-0108-GW **Collected:** 7/24/2012 10:12:00 **Analysis Type:** RES-BASE/NEUTRAL **Dilution:** 1

Analyte	Lab Result	Lab Qual	DL	DL Type	RL	RL Type	Units	Data Review Qual	Reason Code
AROCLOR 1232	0.20	U	0.16	MDL	0.20	LOD	ug/L	UJ	Surr
AROCLOR 1242	0.41	U	0.22	MDL	0.41	LOD	ug/L	UJ	Surr
AROCLOR 1248	0.20	U	0.10	MDL	0.20	LOD	ug/L	UJ	Surr
AROCLOR 1254	0.20	U	0.16	MDL	0.20	LOD	ug/L	UJ	Surr
AROCLOR 1260	0.20	U	0.17	MDL	0.20	LOD	ug/L	UJ	Surr

Sample ID: FWGWBGMW-018-0135-GW **Collected:** 7/24/2012 11:41:00 **Analysis Type:** RES-BASE/NEUTRAL **Dilution:** 1

Analyte	Lab Result	Lab Qual	DL	DL Type	RL	RL Type	Units	Data Review Qual	Reason Code
AROCLOR 1016	0.20	U H	0.17	MDL	0.20	LOD	ug/L	UJ	StoE
AROCLOR 1221	0.20	U H	0.13	MDL	0.20	LOD	ug/L	UJ	StoE
AROCLOR 1232	0.20	U H	0.16	MDL	0.20	LOD	ug/L	UJ	StoE
AROCLOR 1242	0.39	U H	0.22	MDL	0.39	LOD	ug/L	UJ	StoE
AROCLOR 1248	0.20	U H	0.098	MDL	0.20	LOD	ug/L	UJ	StoE
AROCLOR 1254	0.20	U H	0.16	MDL	0.20	LOD	ug/L	UJ	StoE
AROCLOR 1260	0.20	U H	0.17	MDL	0.20	LOD	ug/L	UJ	StoE

Sample ID: FWGWBGMW-020-0137-GW **Collected:** 7/24/2012 12:29:00 **Analysis Type:** RES-BASE/NEUTRAL **Dilution:** 1

Analyte	Lab Result	Lab Qual	DL	DL Type	RL	RL Type	Units	Data Review Qual	Reason Code
AROCLOR 1016	0.19	U	0.16	MDL	0.19	LOD	ug/L	UJ	Surr
AROCLOR 1221	0.19	U	0.12	MDL	0.19	LOD	ug/L	UJ	Surr
AROCLOR 1232	0.19	U	0.15	MDL	0.19	LOD	ug/L	UJ	Surr
AROCLOR 1242	0.38	U	0.21	MDL	0.38	LOD	ug/L	UJ	Surr
AROCLOR 1248	0.19	U	0.095	MDL	0.19	LOD	ug/L	UJ	Surr
AROCLOR 1254	0.19	U	0.15	MDL	0.19	LOD	ug/L	UJ	Surr
AROCLOR 1260	0.19	U	0.16	MDL	0.19	LOD	ug/L	UJ	Surr

Sample ID: FWGWBGMW-021-0138-GW **Collected:** 7/24/2012 10:16:00 **Analysis Type:** RES-BASE/NEUTRAL **Dilution:** 1

Analyte	Lab Result	Lab Qual	DL	DL Type	RL	RL Type	Units	Data Review Qual	Reason Code
AROCLOR 1016	0.19	U H	0.16	MDL	0.19	LOD	ug/L	UJ	StoE, Surr
AROCLOR 1221	0.19	U H	0.12	MDL	0.19	LOD	ug/L	UJ	StoE, Surr
AROCLOR 1232	0.19	U H	0.15	MDL	0.19	LOD	ug/L	UJ	StoE, Surr
AROCLOR 1242	0.38	U H	0.21	MDL	0.38	LOD	ug/L	UJ	StoE, Surr

* denotes a non-reportable result

Project Name and Number: 030174.0016.0001.9.1 - RVAAP 66 (OH)

Data Qualifier Summary

Lab Reporting Batch ID: 240-13468-1 **Laboratory: TA CAN**

EDD Filename: Prep240-13468-1 8330 **eQAPP Name: RVAAP 66-rev July 2012**

Method Category: SVOA

Method: 8082 **Matrix: AQ**

Sample ID: FWGWBGMW-021-0138-GW **Collected:** 7/24/2012 10:16:00 **Analysis Type:** RES-BASE/NEUTRAL **Dilution:** 1

Analyte	Lab Result	Lab Qual	DL	DL Type	RL	RL Type	Units	Data Review Qual	Reason Code
AROCLOR 1248	0.19	U H	0.095	MDL	0.19	LOD	ug/L	UJ	StoE, Surr
AROCLOR 1254	0.19	U H	0.15	MDL	0.19	LOD	ug/L	UJ	StoE, Surr
AROCLOR 1260	0.19	U H	0.16	MDL	0.19	LOD	ug/L	UJ	StoE, Surr

Method Category: SVOA

Method: 8330 **Matrix: AQ**

Sample ID: FWGLL3MW-241C-0115-GW **Collected:** 7/24/2012 5:35:00 **Analysis Type:** RES-BASE/NEUTRAL **Dilution:** 1

Analyte	Lab Result	Lab Qual	DL	DL Type	RL	RL Type	Units	Data Review Qual	Reason Code
2,4-DINITROTOLUENE	0.11	PG	0.050	MDL	0.10	LOD	ug/L	J	ProfJudg
2,6-DINITROTOLUENE	0.10	PG	0.050	MDL	0.10	LOD	ug/L	J	ProfJudg
Hexahydro-1,3,5-Trinitro-1,3,5-Triazine (RDX)	1.3		0.036	MDL	0.050	LOD	ug/L	J	ProfJudg
Octahydro-1,3,5,7-tetranitro-1,3,5,7-tetrazocine (HMX)	0.36	PG	0.036	MDL	0.050	LOD	ug/L	J	ProfJudg

Sample ID: FWGWBGMW-009C-0134-GW **Collected:** 7/24/2012 11:29:00 **Analysis Type:** DL **Dilution:** 1.02

Analyte	Lab Result	Lab Qual	DL	DL Type	RL	RL Type	Units	Data Review Qual	Reason Code
Hexahydro-1,3,5-Trinitro-1,3,5-Triazine (RDX)	6.6		0.037	MDL	0.051	LOD	ug/L	J	ProfJudg

Sample ID: FWGWBGMW-018-0135-GW **Collected:** 7/24/2012 11:41:00 **Analysis Type:** DL **Dilution:** 1.01

Analyte	Lab Result	Lab Qual	DL	DL Type	RL	RL Type	Units	Data Review Qual	Reason Code
Hexahydro-1,3,5-Trinitro-1,3,5-Triazine (RDX)	0.44		0.036	MDL	0.050	LOD	ug/L	J	ProfJudg

Sample ID: FWGWBGMW-DUP8-0146-GW **Collected:** 7/24/2012 12:41:00 **Analysis Type:** DL **Dilution:** 1.02

Analyte	Lab Result	Lab Qual	DL	DL Type	RL	RL Type	Units	Data Review Qual	Reason Code
Hexahydro-1,3,5-Trinitro-1,3,5-Triazine (RDX)	0.45		0.037	MDL	0.051	LOD	ug/L	J	ProfJudg

* denotes a non-reportable result

Data Qualifier Summary

Lab Reporting Batch ID: 240-13468-1 **Laboratory: TA CAN**

EDD Filename: Prep240-13468-1 8330 **eQAPP Name: RVAAP 66-rev July 2012**

Method Category: VOA

Method: 8260B **Matrix:** AQ

Sample ID: FWG TEAM #1 TRIP **Collected:** 7/24/2012 8:00:00 **Analysis Type:** RES **Dilution:** 1

Analyte	Lab Result	Lab Qual	DL	DL Type	RL	RL Type	Units	Data Review Qual	Reason Code
BROMOMETHANE	0.50	U	0.41	MDL	0.50	LOD	ug/L	UJ	ProfJudg
CHLOROETHANE	0.50	U	0.29	MDL	0.50	LOD	ug/L	UJ	ProfJudg
METHYLENE CHLORIDE	0.50	U	0.33	MDL	0.50	LOD	ug/L	UJ	ProfJudg

Sample ID: FWG TEAM 2 TRIP **Collected:** 7/24/2012 8:00:00 **Analysis Type:** RES **Dilution:** 1

Analyte	Lab Result	Lab Qual	DL	DL Type	RL	RL Type	Units	Data Review Qual	Reason Code
BROMOMETHANE	0.50	U	0.41	MDL	0.50	LOD	ug/L	UJ	ProfJudg
CHLOROETHANE	0.50	U	0.29	MDL	0.50	LOD	ug/L	UJ	ProfJudg
METHYLENE CHLORIDE	0.50	U	0.33	MDL	0.50	LOD	ug/L	UJ	ProfJudg

Sample ID: FWGBKGMW-005-0068-GW **Collected:** 7/24/2012 2:19:00 **Analysis Type:** RES **Dilution:** 1

Analyte	Lab Result	Lab Qual	DL	DL Type	RL	RL Type	Units	Data Review Qual	Reason Code
BROMOMETHANE	0.50	U	0.41	MDL	0.50	LOD	ug/L	UJ	ProfJudg
CHLOROETHANE	0.50	U	0.29	MDL	0.50	LOD	ug/L	UJ	ProfJudg
METHYLENE CHLORIDE	0.50	U	0.33	MDL	0.50	LOD	ug/L	UJ	ProfJudg

Sample ID: FWGCBLMW-005-0071-GW **Collected:** 7/24/2012 4:42:00 **Analysis Type:** RES **Dilution:** 1

Analyte	Lab Result	Lab Qual	DL	DL Type	RL	RL Type	Units	Data Review Qual	Reason Code
ACETONE	1.1	J	1.1	MDL	1.1	LOD	ug/L	U	Tb. Eb
BROMOMETHANE	0.50	U	0.41	MDL	0.50	LOD	ug/L	UJ	ProfJudg
CHLOROETHANE	0.50	U	0.29	MDL	0.50	LOD	ug/L	UJ	ProfJudg
METHYLENE CHLORIDE	0.50	U	0.33	MDL	0.50	LOD	ug/L	UJ	ProfJudg

Sample ID: FWGCBPMW-009-0073-GW **Collected:** 7/24/2012 3:20:00 **Analysis Type:** RES **Dilution:** 1

Analyte	Lab Result	Lab Qual	DL	DL Type	RL	RL Type	Units	Data Review Qual	Reason Code
BROMOMETHANE	0.50	U	0.41	MDL	0.50	LOD	ug/L	UJ	ProfJudg
CHLOROETHANE	0.50	U	0.29	MDL	0.50	LOD	ug/L	UJ	ProfJudg
METHYLENE CHLORIDE	0.50	U	0.33	MDL	0.50	LOD	ug/L	UJ	ProfJudg

* denotes a non-reportable result

Project Name and Number: 030174.0016.0001.9.1 - RVAAP 66 (OH)

Data Qualifier Summary

Lab Reporting Batch ID: 240-13468-1 **Laboratory: TA CAN**

EDD Filename: Prep240-13468-1 8330 **eQAPP Name: RVAAP 66-rev July 2012**

Method Category: VOA

Method: 8260B **Matrix:** AQ

Sample ID: FWGCBPMW-DUP2-0140-GW **Collected:** 7/24/2012 4:20:00 **Analysis Type:** RES **Dilution:** 1

Analyte	Lab Result	Lab Qual	DL	DL Type	RL	RL Type	Units	Data Review Qual	Reason Code
BROMOMETHANE	0.50	U	0.41	MDL	0.50	LOD	ug/L	UJ	ProfJudg
CHLOROETHANE	0.50	U	0.29	MDL	0.50	LOD	ug/L	UJ	ProfJudg
METHYLENE CHLORIDE	0.50	U	0.33	MDL	0.50	LOD	ug/L	UJ	ProfJudg

Sample ID: FWGEQUIPRINSE2-0155-GW **Collected:** 7/24/2012 12:08:00 **Analysis Type:** RES **Dilution:** 1

Analyte	Lab Result	Lab Qual	DL	DL Type	RL	RL Type	Units	Data Review Qual	Reason Code
ACETONE	5.4	J	1.1	MDL	1.1	LOD	ug/L	U	Tb
BROMOMETHANE	0.50	U	0.41	MDL	0.50	LOD	ug/L	UJ	ProfJudg
CHLOROETHANE	0.50	U	0.29	MDL	0.50	LOD	ug/L	UJ	ProfJudg
METHYLENE CHLORIDE	0.50	U	0.33	MDL	0.50	LOD	ug/L	UJ	ProfJudg

Sample ID: FWGFWGMW-006-0086-GW **Collected:** 7/24/2012 4:37:00 **Analysis Type:** RES **Dilution:** 1

Analyte	Lab Result	Lab Qual	DL	DL Type	RL	RL Type	Units	Data Review Qual	Reason Code
ACETONE	2.0	J	1.1	MDL	1.1	LOD	ug/L	U	Tb, Eb

Sample ID: FWGFWGMW-007-0087-GW **Collected:** 7/24/2012 3:01:00 **Analysis Type:** RES **Dilution:** 1

Analyte	Lab Result	Lab Qual	DL	DL Type	RL	RL Type	Units	Data Review Qual	Reason Code
ACETONE	1.4	J	1.1	MDL	1.1	LOD	ug/L	U	Tb, Eb

Sample ID: FWGFWGMW-014-0094-GW **Collected:** 7/24/2012 4:09:00 **Analysis Type:** RES **Dilution:** 1

Analyte	Lab Result	Lab Qual	DL	DL Type	RL	RL Type	Units	Data Review Qual	Reason Code
ACETONE	1.6	J	1.1	MDL	1.1	LOD	ug/L	U	Eb, Tb
BROMOMETHANE	0.50	U	0.41	MDL	0.50	LOD	ug/L	UJ	ProfJudg
CHLOROETHANE	0.50	U	0.29	MDL	0.50	LOD	ug/L	UJ	ProfJudg
METHYLENE CHLORIDE	0.50	U	0.33	MDL	0.50	LOD	ug/L	UJ	ProfJudg

Sample ID: FWGLL11MW-011-0099-GW **Collected:** 7/24/2012 2:42:00 **Analysis Type:** RES **Dilution:** 1

Analyte	Lab Result	Lab Qual	DL	DL Type	RL	RL Type	Units	Data Review Qual	Reason Code
BROMOMETHANE	0.50	U	0.41	MDL	0.50	LOD	ug/L	UJ	ProfJudg
CHLOROETHANE	0.50	U	0.29	MDL	0.50	LOD	ug/L	UJ	ProfJudg

* denotes a non-reportable result

Project Name and Number: 030174.0016.0001.9.1 - RVAAP 66 (OH)

Data Qualifier Summary

Lab Reporting Batch ID: 240-13468-1 **Laboratory: TA CAN**

EDD Filename: Prep240-13468-1 8330 **eQAPP Name: RVAAP 66-rev July 2012**

Method Category: VOA

Method: 8260B **Matrix:** AQ

Sample ID: FWGLL11MW-011-0099-GW **Collected:** 7/24/2012 2:42:00 **Analysis Type:** RES **Dilution:** 1

Analyte	Lab Result	Lab Qual	DL	DL Type	RL	RL Type	Units	Data Review Qual	Reason Code
METHYLENE CHLORIDE	0.50	U	0.33	MDL	0.50	LOD	ug/L	UJ	ProfJudg

Sample ID: FWGLL11MW-012-0100-GW **Collected:** 7/24/2012 3:38:00 **Analysis Type:** RES **Dilution:** 1

Analyte	Lab Result	Lab Qual	DL	DL Type	RL	RL Type	Units	Data Review Qual	Reason Code
ACETONE	1.3	J	1.1	MDL	1.1	LOD	ug/L	U	Tb, Eb
BROMOMETHANE	0.50	U	0.41	MDL	0.50	LOD	ug/L	UJ	ProfJudg
CARBON DISULFIDE	0.14	J	0.13	MDL	0.25	LOD	ug/L	J	RI
CHLOROETHANE	0.50	U	0.29	MDL	0.50	LOD	ug/L	UJ	ProfJudg
METHYLENE CHLORIDE	0.50	U	0.33	MDL	0.50	LOD	ug/L	UJ	ProfJudg

Sample ID: FWGLL12MW-245C-0106-GW **Collected:** 7/24/2012 9:30:00 **Analysis Type:** RES **Dilution:** 1

Analyte	Lab Result	Lab Qual	DL	DL Type	RL	RL Type	Units	Data Review Qual	Reason Code
1,1,1-TRICHLOROETHANE	0.25	U	0.22	MDL	0.25	LOD	ug/L	UJ	Surr
1,1,2,2-TETRACHLOROETHANE	0.25	U	0.18	MDL	0.25	LOD	ug/L	UJ	Surr
1,1,2-TRICHLOROETHANE	0.50	U	0.27	MDL	0.50	LOD	ug/L	UJ	Surr
1,1-DICHLOROETHANE	0.25	U	0.15	MDL	0.25	LOD	ug/L	UJ	Surr
1,1-DICHLOROETHENE	0.25	U	0.19	MDL	0.25	LOD	ug/L	UJ	Surr
1,2-DIBROMOETHANE	0.25	U	0.24	MDL	0.25	LOD	ug/L	UJ	Surr
1,2-DICHLOROETHANE	0.25	U	0.22	MDL	0.25	LOD	ug/L	UJ	Surr
1,2-DICHLOROETHENE (TOTAL)	0.50	U	0.34	MDL	0.50	LOD	ug/L	UJ	Surr
1,2-DICHLOROPROPANE	0.25	U	0.18	MDL	0.25	LOD	ug/L	UJ	Surr
2-BUTANONE	0.57	U	0.57	MDL	0.57	LOD	ug/L	UJ	Surr
2-HEXANONE	0.50	U	0.41	MDL	0.50	LOD	ug/L	UJ	Surr
4-METHYL-2-PENTANONE	0.50	U	0.32	MDL	0.50	LOD	ug/L	UJ	Surr
ACETONE	1.6	J	1.1	MDL	1.1	LOD	ug/L	UJ	Surr, Tb, Eb
BENZENE	0.25	U	0.13	MDL	0.25	LOD	ug/L	UJ	Surr
BROMOCHLOROMETHANE	0.50	U	0.29	MDL	0.50	LOD	ug/L	UJ	Surr
BROMODICHLOROMETHANE	0.25	U	0.15	MDL	0.25	LOD	ug/L	UJ	Surr
BROMOFORM	0.64	U	0.64	MDL	0.64	LOD	ug/L	UJ	Surr
BROMOMETHANE	0.50	U	0.41	MDL	0.50	LOD	ug/L	UJ	Surr, ProfJudg
CARBON DISULFIDE	0.25	U	0.13	MDL	0.25	LOD	ug/L	UJ	Surr
CARBON TETRACHLORIDE	0.25	U	0.13	MDL	0.25	LOD	ug/L	UJ	Surr
CHLOROBENZENE	0.25	U	0.15	MDL	0.25	LOD	ug/L	UJ	Surr

* denotes a non-reportable result

Project Name and Number: 030174.0016.0001.9.1 - RVAAP 66 (OH)

Data Qualifier Summary

Lab Reporting Batch ID: 240-13468-1 **Laboratory: TA CAN**

EDD Filename: Prep240-13468-1 8330 **eQAPP Name: RVAAP 66-rev July 2012**

Method Category: VOA

Method: 8260B **Matrix:** AQ

Sample ID: FWGLL12MW-245C-0106-GW **Collected:** 7/24/2012 9:30:00 **Analysis Type:** RES **Dilution:** 1

Analyte	Lab Result	Lab Qual	DL	DL Type	RL	RL Type	Units	Data Review Qual	Reason Code
CHLOROETHANE	0.50	U	0.29	MDL	0.50	LOD	ug/L	UJ	Surr, ProfJudg
CHLOROFORM	0.25	U	0.16	MDL	0.25	LOD	ug/L	UJ	Surr
CHLOROMETHANE	0.50	U	0.30	MDL	0.50	LOD	ug/L	UJ	Surr
CIS-1,2-DICHLOROETHENE	0.25	U	0.17	MDL	0.25	LOD	ug/L	UJ	Surr
CIS-1,3-DICHLOROPROPENE	0.25	U	0.14	MDL	0.25	LOD	ug/L	UJ	Surr
DIBROMOCHLOROMETHANE	0.25	U	0.18	MDL	0.25	LOD	ug/L	UJ	Surr
ETHYLBENZENE	0.25	U	0.17	MDL	0.25	LOD	ug/L	UJ	Surr
m,p-Xylene	0.50	U	0.24	MDL	0.50	LOD	ug/L	UJ	Surr
METHYLENE CHLORIDE	0.50	U	0.33	MDL	0.50	LOD	ug/L	UJ	Surr, ProfJudg
O-XYLENE	0.25	U	0.14	MDL	0.25	LOD	ug/L	UJ	Surr
STYRENE	0.25	U	0.11	MDL	0.25	LOD	ug/L	UJ	Surr
TETRACHLOROETHENE	0.50	U	0.29	MDL	0.50	LOD	ug/L	UJ	Surr
TOLUENE	0.25	U	0.13	MDL	0.25	LOD	ug/L	UJ	Surr
TRANS-1,2-DICHLOROETHENE	0.25	U	0.19	MDL	0.25	LOD	ug/L	UJ	Surr
TRANS-1,3-DICHLOROPROPENE	0.25	U	0.19	MDL	0.25	LOD	ug/L	UJ	Surr
TRICHLOROETHENE	0.25	U	0.17	MDL	0.25	LOD	ug/L	UJ	Surr
VINYL CHLORIDE	0.25	U	0.22	MDL	0.25	LOD	ug/L	UJ	Surr
Xylene (Total)	0.75	U	0.28	MDL	0.75	LOD	ug/L	UJ	Surr

Sample ID: FWGLL12MW-247-0108-GW **Collected:** 7/24/2012 10:12:00 **Analysis Type:** RES **Dilution:** 1

Analyte	Lab Result	Lab Qual	DL	DL Type	RL	RL Type	Units	Data Review Qual	Reason Code
ACETONE	1.2	J	1.1	MDL	1.1	LOD	ug/L	U	Tb, Eb
BROMOMETHANE	0.50	U	0.41	MDL	0.50	LOD	ug/L	UJ	ProfJudg
CHLOROETHANE	0.50	U	0.29	MDL	0.50	LOD	ug/L	UJ	ProfJudg
METHYLENE CHLORIDE	0.50	U	0.33	MDL	0.50	LOD	ug/L	UJ	ProfJudg

Sample ID: FWGLL12MW-DUP5-0143-GW **Collected:** 7/24/2012 11:00:00 **Analysis Type:** RES **Dilution:** 1

Analyte	Lab Result	Lab Qual	DL	DL Type	RL	RL Type	Units	Data Review Qual	Reason Code
ACETONE	1.8	J	1.1	MDL	1.1	LOD	ug/L	U	Tb, Eb
BROMOMETHANE	0.50	U	0.41	MDL	0.50	LOD	ug/L	UJ	ProfJudg
CHLOROETHANE	0.50	U	0.29	MDL	0.50	LOD	ug/L	UJ	ProfJudg
METHYLENE CHLORIDE	0.50	U	0.33	MDL	0.50	LOD	ug/L	UJ	ProfJudg

* denotes a non-reportable result

Project Name and Number: 030174.0016.0001.9.1 - RVAAP 66 (OH)

Data Qualifier Summary

Lab Reporting Batch ID: 240-13468-1 **Laboratory: TA CAN**

EDD Filename: Prep240-13468-1 8330 **eQAPP Name: RVAAP 66-rev July 2012**

Method Category: VOA

Method: 8260B **Matrix:** AQ

Sample ID: FWGLL3MW-241C-0115-GW **Collected:** 7/24/2012 5:35:00 **Analysis Type:** RES **Dilution:** 1

Analyte	Lab Result	Lab Qual	DL	DL Type	RL	RL Type	Units	Data Review Qual	Reason Code
BROMOMETHANE	0.50	U	0.41	MDL	0.50	LOD	ug/L	UJ	ProfJudg
CHLOROETHANE	0.50	U	0.29	MDL	0.50	LOD	ug/L	UJ	ProfJudg
METHYLENE CHLORIDE	0.50	U	0.33	MDL	0.50	LOD	ug/L	UJ	ProfJudg

Sample ID: FWGSCFMW-002-0130-GW **Collected:** 7/24/2012 11:28:00 **Analysis Type:** RES **Dilution:** 1

Analyte	Lab Result	Lab Qual	DL	DL Type	RL	RL Type	Units	Data Review Qual	Reason Code
BROMOMETHANE	0.50	U	0.41	MDL	0.50	LOD	ug/L	UJ	ProfJudg
CARBON DISULFIDE	0.18	J	0.13	MDL	0.25	LOD	ug/L	J	RI
CHLOROETHANE	0.50	U	0.29	MDL	0.50	LOD	ug/L	UJ	ProfJudg
METHYLENE CHLORIDE	0.50	U	0.33	MDL	0.50	LOD	ug/L	UJ	ProfJudg

Sample ID: FWGTEAM 3 - TRIP **Collected:** 7/24/2012 8:00:00 **Analysis Type:** RES **Dilution:** 1

Analyte	Lab Result	Lab Qual	DL	DL Type	RL	RL Type	Units	Data Review Qual	Reason Code
ACETONE	4.2	J	1.1	MDL	1.1	LOD	ug/L	U	Eb
BROMOMETHANE	0.50	U	0.41	MDL	0.50	LOD	ug/L	UJ	ProfJudg
CHLOROETHANE	0.50	U	0.29	MDL	0.50	LOD	ug/L	UJ	ProfJudg
METHYLENE CHLORIDE	0.50	U	0.33	MDL	0.50	LOD	ug/L	UJ	ProfJudg

Sample ID: FWGWBGMW-009C-0134-GW **Collected:** 7/24/2012 11:29:00 **Analysis Type:** RES **Dilution:** 1

Analyte	Lab Result	Lab Qual	DL	DL Type	RL	RL Type	Units	Data Review Qual	Reason Code
BROMOMETHANE	0.50	U	0.41	MDL	0.50	LOD	ug/L	UJ	ProfJudg
CHLOROETHANE	0.50	U	0.29	MDL	0.50	LOD	ug/L	UJ	ProfJudg
METHYLENE CHLORIDE	0.50	U	0.33	MDL	0.50	LOD	ug/L	UJ	ProfJudg

Sample ID: FWGWBGMW-019-0136-GW **Collected:** 7/24/2012 10:11:00 **Analysis Type:** RES **Dilution:** 1

Analyte	Lab Result	Lab Qual	DL	DL Type	RL	RL Type	Units	Data Review Qual	Reason Code
ACETONE	1.1	U	1.1	MDL	1.1	LOD	ug/L	UJ	ProfJudg

* denotes a non-reportable result

Project Name and Number: 030174.0016.0001.9.1 - RVAAP 66 (OH)

Data Qualifier Summary

Lab Reporting Batch ID: 240-13468-1 **Laboratory: TA CAN**

EDD Filename: Prep240-13468-1 8330 **eQAPP Name: RVAAP 66-rev July 2012**

Method Category: VOA

Method: 8260B **Matrix:** AQ

Sample ID: FWGWBGMW-020-0137-GW **Collected:** 7/24/2012 12:29:00 **Analysis Type:** RES **Dilution:** 1

Analyte	Lab Result	Lab Qual	DL	DL Type	RL	RL Type	Units	Data Review Qual	Reason Code
BROMOMETHANE	0.50	U	0.41	MDL	0.50	LOD	ug/L	UJ	ProfJudg
CHLOROETHANE	0.50	U	0.29	MDL	0.50	LOD	ug/L	UJ	ProfJudg
METHYLENE CHLORIDE	0.50	U	0.33	MDL	0.50	LOD	ug/L	UJ	ProfJudg

Sample ID: FWGWBGMW-021-0138-GW **Collected:** 7/24/2012 10:16:00 **Analysis Type:** RES **Dilution:** 1

Analyte	Lab Result	Lab Qual	DL	DL Type	RL	RL Type	Units	Data Review Qual	Reason Code
BROMOMETHANE	0.50	U	0.41	MDL	0.50	LOD	ug/L	UJ	ProfJudg
CARBON DISULFIDE	0.13	J	0.13	MDL	0.25	LOD	ug/L	J	RI
CHLOROETHANE	0.50	U	0.29	MDL	0.50	LOD	ug/L	UJ	ProfJudg
METHYLENE CHLORIDE	0.50	U	0.33	MDL	0.50	LOD	ug/L	UJ	ProfJudg

Sample ID: FWGWBGMW-DUP8-0146-GW **Collected:** 7/24/2012 12:41:00 **Analysis Type:** RES **Dilution:** 1

Analyte	Lab Result	Lab Qual	DL	DL Type	RL	RL Type	Units	Data Review Qual	Reason Code
ACETONE	1.1	U	1.1	MDL	1.1	LOD	ug/L	UJ	ProfJudg

* denotes a non-reportable result

Data Qualifier Summary

Lab Reporting Batch ID: 240-13468-1 **Laboratory: TA CAN**

EDD Filename: Prep240-13468-1 8330 **eQAPP Name: RVAAP 66-rev July 2012**

Reason Code Legend

Reason Code	*Description*
Cb	Calibration Blank Contamination
Eb	Equipment Blank Contamination
Mb	Method Blank Contamination
Ms	Matrix Spike Lower Estimation
ProfJudg	Professional Judgment
RI	Reporting Limit Trace Value
StoE	Sampling to Extraction Estimation
Surr	Surrogate/Tracer Recovery Lower Estimation
Tb	Trip Blank Contamination

* denotes a non-reportable result

Data Qualifier Summary

Lab Reporting Batch ID: 240-13468-2 **Laboratory: TA CAN**

EDD Filename: Prep240-13468-2 svocA1 **eQAPP Name: RVAAP-66 2012**

Method Category: SVOA

Method: 8270C **Matrix:** AQ

Sample ID: FWGCBLMW-005-0071-GW **Collected:** 7/24/2012 4:42:00 **Analysis Type:** RES-BASE/NEUTRAL **Dilution:** 1

Analyte	Lab Result	Lab Qual	DL	DL Type	RL	RL Type	Units	Data Review Qual	Reason Code
3,3'-DICHLOROBENZIDINE	0.85	U	0.39	MDL	0.85	LOD	ug/L	UJ	Icv
4-CHLOROANILINE	0.85	U	0.85	MDL	0.85	LOD	ug/L	UJ	Icv
BENZO(A)PYRENE	0.11	U	0.11	MDL	0.11	LOD	ug/L	UJ	Icv
BENZO(B)FLUORANTHENE	0.11	U	0.11	MDL	0.11	LOD	ug/L	UJ	Icv
BIS(2-ETHYLHEXYL)PHTHALATE	1.1	J	0.85	MDL	0.85	LOD	ug/L	U	Mb

Sample ID: FWGCBPMW-009-0073-GW **Collected:** 7/24/2012 3:20:00 **Analysis Type:** RES-BASE/NEUTRAL **Dilution:** 1

Analyte	Lab Result	Lab Qual	DL	DL Type	RL	RL Type	Units	Data Review Qual	Reason Code
2-CHLORONAPHTHALENE	0.095	U Q	0.095	MDL	0.095	LOD	ug/L	UJ	Lcs

Sample ID: FWGCBPMW-DUP2-0140-GW **Collected:** 7/24/2012 4:20:00 **Analysis Type:** RES-BASE/NEUTRAL **Dilution:** 1

Analyte	Lab Result	Lab Qual	DL	DL Type	RL	RL Type	Units	Data Review Qual	Reason Code
2-CHLORONAPHTHALENE	0.095	U Q	0.095	MDL	0.095	LOD	ug/L	UJ	Lcs

Sample ID: FWGEQUIPRINSE2-0155-GW **Collected:** 7/24/2012 12:08:00 **Analysis Type:** RES-BASE/NEUTRAL **Dilution:** 1

Analyte	Lab Result	Lab Qual	DL	DL Type	RL	RL Type	Units	Data Review Qual	Reason Code
3,3'-DICHLOROBENZIDINE	0.84	U	0.39	MDL	0.84	LOD	ug/L	UJ	Icv
4-CHLOROANILINE	0.84	U	0.84	MDL	0.84	LOD	ug/L	UJ	Icv
BENZO(A)PYRENE	0.11	U	0.11	MDL	0.11	LOD	ug/L	UJ	Icv
BENZO(B)FLUORANTHENE	0.11	U	0.11	MDL	0.11	LOD	ug/L	UJ	Icv

Sample ID: FWGFWGMW-014-0094-GW **Collected:** 7/24/2012 4:09:00 **Analysis Type:** RES-BASE/NEUTRAL **Dilution:** 1

Analyte	Lab Result	Lab Qual	DL	DL Type	RL	RL Type	Units	Data Review Qual	Reason Code
1,2,4-TRICHLOROBENZENE	0.76	U	0.27	MDL	0.76	LOD	ug/L	UJ	Surr
1,2-DICHLOROBENZENE	0.76	U	0.28	MDL	0.76	LOD	ug/L	UJ	Surr
1,3-DICHLOROBENZENE	0.76	U	0.76	MDL	0.76	LOD	ug/L	UJ	Surr
1,4-DICHLOROBENZENE	0.76	U	0.32	MDL	0.76	LOD	ug/L	UJ	Surr
2,2'-OXYBIS (1-CHLOROPROPANE)	0.76	U	0.38	MDL	0.76	LOD	ug/L	UJ	Surr
2,4,5-TRICHLOROPHENOL	0.76	U	0.29	MDL	0.76	LOD	ug/L	UJ	Surr

* denotes a non-reportable result

Project Name and Number: 030174.0016.0001.9.1 - RVAAP 66 (OH)

Data Qualifier Summary

Lab Reporting Batch ID: 240-13468-2 **Laboratory: TA CAN**

EDD Filename: Prep240-13468-2 svocA1 **eQAPP Name: RVAAP-66 2012**

Method Category: SVOA

Method: 8270C **Matrix:** AQ

Sample ID: FWGFWGMW-014-0094-GW **Collected:** 7/24/2012 4:09:00 **Analysis Type:** RES-ACID **Dilution:** 1

Analyte	Lab Result	Lab Qual	DL	DL Type	RL	RL Type	Units	Data Review Qual	Reason Code
2,4,6-TRICHLOROPHENOL	0.76	U	0.76	MDL	0.76	LOD	ug/L	UJ	Surr
2,4-DICHLOROPHENOL	0.76	U	0.76	MDL	0.76	LOD	ug/L	UJ	Surr
2,4-DIMETHYLPHENOL	0.76	U	0.76	MDL	0.76	LOD	ug/L	UJ	Surr
2,4-DINITROPHENOL	2.3	U	2.3	MDL	2.3	LOD	ug/L	UJ	Surr
2-CHLORONAPHTHALENE	0.095	U	0.095	MDL	0.095	LOD	ug/L	UJ	Surr
2-CHLOROPHENOL	0.76	U	0.28	MDL	0.76	LOD	ug/L	UJ	Surr
2-METHYLNAPHTHALENE	0.095	U	0.095	MDL	0.095	LOD	ug/L	UJ	Surr
2-METHYLPHENOL	0.76	U	0.76	MDL	0.76	LOD	ug/L	UJ	Surr
2-NITROANILINE	0.76	U	0.76	MDL	0.76	LOD	ug/L	UJ	Surr
2-NITROPHENOL	0.76	U	0.27	MDL	0.76	LOD	ug/L	UJ	Surr
3,3'-DICHLOROBENZIDINE	0.76	U	0.35	MDL	0.76	LOD	ug/L	UJ	Surr
3-methylphenol/4-methylphenol	0.76	U	0.76	MDL	0.76	LOD	ug/L	UJ	Surr
3-NITROANILINE	0.76	U	0.27	MDL	0.76	LOD	ug/L	UJ	Surr
4,6-DINITRO-2-METHYLPHENOL	2.3	U	2.3	MDL	2.3	LOD	ug/L	UJ	Surr
4-BROMOPHENYL-PHENYLETHER	0.76	U	0.76	MDL	0.76	LOD	ug/L	UJ	Surr
4-CHLORO-3-METHYLPHENOL	0.76	U	0.76	MDL	0.76	LOD	ug/L	UJ	Surr
4-CHLOROANILINE	0.76	U	0.76	MDL	0.76	LOD	ug/L	UJ	Surr
4-CHLOROPHENYL-PHENYLETHER	0.76	U	0.29	MDL	0.76	LOD	ug/L	UJ	Surr
4-NITROANILINE	0.76	U	0.76	MDL	0.76	LOD	ug/L	UJ	Surr
4-NITROPHENOL	2.3	U	2.3	MDL	2.3	LOD	ug/L	UJ	Surr
ACENAPHTHENE	0.095	U	0.095	MDL	0.095	LOD	ug/L	UJ	Surr
ACENAPHTHYLENE	0.095	U	0.095	MDL	0.095	LOD	ug/L	UJ	Surr
ANTHRACENE	0.095	U	0.095	MDL	0.095	LOD	ug/L	UJ	Surr
BENZO(A)ANTHRACENE	0.095	U	0.095	MDL	0.095	LOD	ug/L	UJ	Surr
BENZO(A)PYRENE	0.095	U	0.095	MDL	0.095	LOD	ug/L	UJ	Surr
BENZO(B)FLUORANTHENE	0.095	U	0.095	MDL	0.095	LOD	ug/L	UJ	Surr
BENZO(G,H,I)PERYLENE	0.095	U	0.095	MDL	0.095	LOD	ug/L	UJ	Surr
BENZO(K)FLUORANTHENE	0.095	U	0.095	MDL	0.095	LOD	ug/L	UJ	Surr
BENZOIC ACID	9.5	U	9.5	MDL	9.5	LOD	ug/L	UJ	Surr
BENZYL ALCOHOL	0.76	U	0.36	MDL	0.76	LOD	ug/L	UJ	Surr
BIS(2-CHLOROETHOXY)METHANE	0.76	U	0.30	MDL	0.76	LOD	ug/L	UJ	Surr
Bis(2-chloroethyl)ether	0.095	U	0.095	MDL	0.095	LOD	ug/L	UJ	Surr

* denotes a non-reportable result

Project Name and Number: 030174.0016.0001.9.1 - RVAAP 66 (OH)

Data Qualifier Summary

Lab Reporting Batch ID: 240-13468-2 **Laboratory: TA CAN**

EDD Filename: Prep240-13468-2 svocA1 **eQAPP Name: RVAAP-66 2012**

Method Category: SVOA

Method: 8270C **Matrix:** AQ

Sample ID: FWGFWGMW-014-0094-GW **Collected:** 7/24/2012 4:09:00 **Analysis Type:** RES-BASE/NEUTRAL **Dilution:** 1

Analyte	Lab Result	Lab Qual	DL	DL Type	RL	RL Type	Units	Data Review Qual	Reason Code
BIS(2-ETHYLHEXYL)PHTHALATE	0.92	J	0.76	MDL	0.76	LOD	ug/L	J	Surr
Butylbenzylphthalate	0.76	U	0.76	MDL	0.76	LOD	ug/L	UJ	Surr
CARBAZOLE	0.76	U	0.27	MDL	0.76	LOD	ug/L	UJ	Surr
CHRYSENE	0.095	U	0.095	MDL	0.095	LOD	ug/L	UJ	Surr
DIBENZ(A,H)ANTHRACENE	0.095	U	0.095	MDL	0.095	LOD	ug/L	UJ	Surr
DIBENZOFURAN	0.095	U	0.095	MDL	0.095	LOD	ug/L	UJ	Surr
Diethylphthalate	0.76	U	0.57	MDL	0.76	LOD	ug/L	UJ	Surr
Dimethylphthalate	0.76	U	0.28	MDL	0.76	LOD	ug/L	UJ	Surr
DI-N-BUTYL PHTHALATE	0.76	U	0.64	MDL	0.76	LOD	ug/L	UJ	Surr
DI-N-OCTYL PHTHALATE	0.76	U	0.76	MDL	0.76	LOD	ug/L	UJ	Surr
FLUORANTHENE	0.095	U	0.095	MDL	0.095	LOD	ug/L	UJ	Surr
FLUORENE	0.095	U	0.095	MDL	0.095	LOD	ug/L	UJ	Surr
HEXACHLOROBENZENE	0.095	U	0.095	MDL	0.095	LOD	ug/L	UJ	Surr
HEXACHLOROBUTADIENE	0.76	U	0.26	MDL	0.76	LOD	ug/L	UJ	Surr
HEXACHLOROCYCLOPENTADIENE	0.76	U	0.76	MDL	0.76	LOD	ug/L	UJ	Surr
HEXACHLOROETHANE	0.76	U	0.76	MDL	0.76	LOD	ug/L	UJ	Surr
INDENO(1,2,3-CD)PYRENE	0.095	U	0.095	MDL	0.095	LOD	ug/L	UJ	Surr
ISOPHORONE	0.76	U	0.26	MDL	0.76	LOD	ug/L	UJ	Surr
NAPHTHALENE	0.095	U	0.095	MDL	0.095	LOD	ug/L	UJ	Surr
N-NITROSO-DI-N-PROPYLAMINE	0.76	U	0.76	MDL	0.76	LOD	ug/L	UJ	Surr
N-NITROSODIPHENYLAMINE	0.76	U	0.30	MDL	0.76	LOD	ug/L	UJ	Surr
PENTACHLOROPHENOL	2.3	U	2.3	MDL	2.3	LOD	ug/L	UJ	Surr
PHENANTHRENE	0.095	U	0.095	MDL	0.095	LOD	ug/L	UJ	Surr
PHENOL	0.76	U	0.57	MDL	0.76	LOD	ug/L	UJ	Surr
PYRENE	0.095	U	0.095	MDL	0.095	LOD	ug/L	UJ	Surr

Sample ID: FWGLL11MW-011-0099-GW **Collected:** 7/24/2012 2:42:00 **Analysis Type:** RES-BASE/NEUTRAL **Dilution:** 1

Analyte	Lab Result	Lab Qual	DL	DL Type	RL	RL Type	Units	Data Review Qual	Reason Code
1,2,4-TRICHLOROBENZENE	0.78	U	0.27	MDL	0.78	LOD	ug/L	UJ	Surr
1,2-DICHLOROBENZENE	0.78	U	0.28	MDL	0.78	LOD	ug/L	UJ	Surr
1,3-DICHLOROBENZENE	0.78	U	0.78	MDL	0.78	LOD	ug/L	UJ	Surr

* denotes a non-reportable result

Project Name and Number: 030174.0016.0001.9.1 - RVAAP 66 (OH)

Data Qualifier Summary

Lab Reporting Batch ID: 240-13468-2 **Laboratory: TA CAN**

EDD Filename: Prep240-13468-2 svocA1 **eQAPP Name: RVAAP-66 2012**

Method Category: SVOA

Method: 8270C **Matrix:** AQ

Sample ID: FWGLL11MW-011-0099-GW **Collected:** 7/24/2012 2:42:00 **Analysis Type:** RES-BASE/NEUTRAL **Dilution:** 1

Analyte	Lab Result	Lab Qual	DL	DL Type	RL	RL Type	Units	Data Review Qual	Reason Code
1,4-DICHLOROBENZENE	0.78	U	0.33	MDL	0.78	LOD	ug/L	UJ	Surr
2,2'-OXYBIS (1-CHLOROPROPANE)	0.78	U	0.39	MDL	0.78	LOD	ug/L	UJ	Surr
2,4,5-TRICHLOROPHENOL	0.78	U	0.29	MDL	0.78	LOD	ug/L	UJ	Surr
2,4,6-TRICHLOROPHENOL	0.78	U	0.78	MDL	0.78	LOD	ug/L	UJ	Surr
2,4-DICHLOROPHENOL	0.78	U	0.78	MDL	0.78	LOD	ug/L	UJ	Surr
2,4-DIMETHYLPHENOL	0.78	U	0.78	MDL	0.78	LOD	ug/L	UJ	Surr
2,4-DINITROPHENOL	2.4	U	2.4	MDL	2.4	LOD	ug/L	UJ	Surr
2-CHLORONAPHTHALENE	0.098	U	0.098	MDL	0.098	LOD	ug/L	UJ	Surr
2-CHLOROPHENOL	0.78	U	0.28	MDL	0.78	LOD	ug/L	UJ	Surr
2-METHYLNAPHTHALENE	0.098	U	0.098	MDL	0.098	LOD	ug/L	UJ	Surr
2-METHYLPHENOL	0.78	U	0.78	MDL	0.78	LOD	ug/L	UJ	Surr
2-NITROANILINE	0.78	U	0.78	MDL	0.78	LOD	ug/L	UJ	Surr
2-NITROPHENOL	0.78	U	0.27	MDL	0.78	LOD	ug/L	UJ	Surr
3,3'-DICHLOROBENZIDINE	0.78	U	0.36	MDL	0.78	LOD	ug/L	UJ	Surr, lcv
3-methylphenol/4-methylphenol	0.78	U	0.78	MDL	0.78	LOD	ug/L	UJ	Surr
3-NITROANILINE	0.78	U	0.27	MDL	0.78	LOD	ug/L	UJ	Surr
4,6-DINITRO-2-METHYLPHENOL	2.4	U	2.4	MDL	2.4	LOD	ug/L	UJ	Surr
4-BROMOPHENYL-PHENYLETHER	0.78	U	0.78	MDL	0.78	LOD	ug/L	UJ	Surr
4-CHLORO-3-METHYLPHENOL	0.78	U	0.78	MDL	0.78	LOD	ug/L	UJ	Surr
4-CHLOROANILINE	0.78	U	0.78	MDL	0.78	LOD	ug/L	UJ	Surr, lcv
4-CHLOROPHENYL-PHENYLETHER	0.78	U	0.29	MDL	0.78	LOD	ug/L	UJ	Surr
4-NITROANILINE	0.78	U	0.78	MDL	0.78	LOD	ug/L	UJ	Surr
4-NITROPHENOL	2.4	U	2.4	MDL	2.4	LOD	ug/L	UJ	Surr
ACENAPHTHENE	0.098	U	0.098	MDL	0.098	LOD	ug/L	UJ	Surr
ACENAPHTHYLENE	0.098	U	0.098	MDL	0.098	LOD	ug/L	UJ	Surr
ANTHRACENE	0.098	U	0.098	MDL	0.098	LOD	ug/L	UJ	Surr
BENZO(A)ANTHRACENE	0.098	U	0.098	MDL	0.098	LOD	ug/L	UJ	Surr
BENZO(A)PYRENE	0.098	U	0.098	MDL	0.098	LOD	ug/L	UJ	Surr, lcv
BENZO(B)FLUORANTHENE	0.098	U	0.098	MDL	0.098	LOD	ug/L	UJ	Surr, lcv
BENZO(G,H,I)PERYLENE	0.098	U	0.098	MDL	0.098	LOD	ug/L	UJ	Surr
BENZO(K)FLUORANTHENE	0.098	U	0.098	MDL	0.098	LOD	ug/L	UJ	Surr
BENZOIC ACID	9.8	U	9.8	MDL	9.8	LOD	ug/L	UJ	Surr

* denotes a non-reportable result

Project Name and Number: 030174.0016.0001.9.1 - RVAAP 66 (OH)

Data Qualifier Summary

Lab Reporting Batch ID: 240-13468-2 **Laboratory: TA CAN**

EDD Filename: Prep240-13468-2 svocA1 **eQAPP Name: RVAAP-66 2012**

Method Category: SVOA

Method: 8270C **Matrix:** AQ

Sample ID: FWGLL11MW-011-0099-GW **Collected:** 7/24/2012 2:42:00 **Analysis Type:** RES-BASE/NEUTRAL **Dilution:** 1

Analyte	Lab Result	Lab Qual	DL	DL Type	RL	RL Type	Units	Data Review Qual	Reason Code
BENZYL ALCOHOL	0.78	U	0.37	MDL	0.78	LOD	ug/L	UJ	Surr
BIS(2-CHLOROETHOXY)METHANE	0.78	U	0.31	MDL	0.78	LOD	ug/L	UJ	Surr
Bis(2-chloroethyl)ether	0.098	U	0.098	MDL	0.098	LOD	ug/L	UJ	Surr
BIS(2-ETHYLHEXYL)PHTHALATE	1.2	J	0.78	MDL	0.78	LOD	ug/L	UJ	Mb, Surr
Butylbenzylphthalate	0.78	U	0.78	MDL	0.78	LOD	ug/L	UJ	Surr
CARBAZOLE	0.78	U	0.27	MDL	0.78	LOD	ug/L	UJ	Surr
CHRYSENE	0.098	U	0.098	MDL	0.098	LOD	ug/L	UJ	Surr
DIBENZ(A,H)ANTHRACENE	0.098	U	0.098	MDL	0.098	LOD	ug/L	UJ	Surr
DIBENZOFURAN	0.098	U	0.098	MDL	0.098	LOD	ug/L	UJ	Surr
Diethylphthalate	0.78	U	0.59	MDL	0.78	LOD	ug/L	UJ	Surr
Dimethylphthalate	0.78	U	0.28	MDL	0.78	LOD	ug/L	UJ	Surr
DI-N-BUTYL PHTHALATE	0.78	U	0.66	MDL	0.78	LOD	ug/L	UJ	Surr
DI-N-OCTYL PHTHALATE	0.78	U	0.78	MDL	0.78	LOD	ug/L	UJ	Surr
FLUORANTHENE	0.098	U	0.098	MDL	0.098	LOD	ug/L	UJ	Surr
FLUORENE	0.098	U	0.098	MDL	0.098	LOD	ug/L	UJ	Surr
HEXACHLOROBENZENE	0.098	U	0.098	MDL	0.098	LOD	ug/L	UJ	Surr
HEXACHLOROBUTADIENE	0.78	U	0.26	MDL	0.78	LOD	ug/L	UJ	Surr
HEXACHLOROCYCLOPENTADIENE	0.78	U	0.78	MDL	0.78	LOD	ug/L	UJ	Surr
HEXACHLOROETHANE	0.78	U	0.78	MDL	0.78	LOD	ug/L	UJ	Surr
INDENO(1,2,3-CD)PYRENE	0.098	U	0.098	MDL	0.098	LOD	ug/L	UJ	Surr
ISOPHORONE	0.78	U	0.26	MDL	0.78	LOD	ug/L	UJ	Surr
NAPHTHALENE	0.098	U	0.098	MDL	0.098	LOD	ug/L	UJ	Surr
N-NITROSO-DI-N-PROPYLAMINE	0.78	U	0.78	MDL	0.78	LOD	ug/L	UJ	Surr
N-NITROSODIPHENYLAMINE	0.78	U	0.30	MDL	0.78	LOD	ug/L	UJ	Surr
PENTACHLOROPHENOL	2.4	U	2.4	MDL	2.4	LOD	ug/L	UJ	Surr
PHENANTHRENE	0.098	U	0.098	MDL	0.098	LOD	ug/L	UJ	Surr
PHENOL	0.78	U	0.59	MDL	0.78	LOD	ug/L	UJ	Surr
PYRENE	0.098	U	0.098	MDL	0.098	LOD	ug/L	UJ	Surr

* denotes a non-reportable result

Project Name and Number: 030174.0016.0001.9.1 - RVAAP 66 (OH)

Data Qualifier Summary

Lab Reporting Batch ID: 240-13468-2 **Laboratory: TA CAN**

EDD Filename: Prep240-13468-2 svocA1 **eQAPP Name: RVAAP-66 2012**

Method Category: SVOA

Method: 8270C **Matrix:** AQ

Sample ID: FWGLL11MW-012-0100-GW **Collected:** 7/24/2012 3:38:00 **Analysis Type:** RES-BASE/NEUTRAL **Dilution:** 1

Analyte	Lab Result	Lab Qual	DL	DL Type	RL	RL Type	Units	Data Review Qual	Reason Code
3,3'-DICHLOROBENZIDINE	0.82	U	0.38	MDL	0.82	LOD	ug/L	UJ	Icv
4-CHLOROANILINE	0.82	U	0.82	MDL	0.82	LOD	ug/L	UJ	Icv
BENZO(A)PYRENE	0.10	U	0.10	MDL	0.10	LOD	ug/L	UJ	Icv
BENZO(B)FLUORANTHENE	0.10	U	0.10	MDL	0.10	LOD	ug/L	UJ	Icv
BIS(2-ETHYLHEXYL)PHTHALATE	1.3	J	0.82	MDL	0.82	LOD	ug/L	U	Mb

Sample ID: FWGLL12MW-245C-0106-GW **Collected:** 7/24/2012 9:30:00 **Analysis Type:** RES-BASE/NEUTRAL **Dilution:** 1

Analyte	Lab Result	Lab Qual	DL	DL Type	RL	RL Type	Units	Data Review Qual	Reason Code
BIS(2-ETHYLHEXYL)PHTHALATE	1.9	J	0.85	MDL	0.85	LOD	ug/L	J	Fd

Sample ID: FWGLL12MW-247-0108-GW **Collected:** 7/24/2012 10:12:00 **Analysis Type:** RES-BASE/NEUTRAL **Dilution:** 1

Analyte	Lab Result	Lab Qual	DL	DL Type	RL	RL Type	Units	Data Review Qual	Reason Code
1,2,4-TRICHLOROBENZENE	0.80	U	0.28	MDL	0.80	LOD	ug/L	UJ	Surr
1,2-DICHLOROBENZENE	0.80	U	0.29	MDL	0.80	LOD	ug/L	UJ	Surr
1,3-DICHLOROBENZENE	0.80	U	0.80	MDL	0.80	LOD	ug/L	UJ	Surr
1,4-DICHLOROBENZENE	0.80	U	0.34	MDL	0.80	LOD	ug/L	UJ	Surr
2,2'-OXYBIS (1-CHLOROPROPANE)	0.80	U	0.40	MDL	0.80	LOD	ug/L	UJ	Surr
2,4,5-TRICHLOROPHENOL	0.80	U	0.30	MDL	0.80	LOD	ug/L	UJ	Surr
2,4,6-TRICHLOROPHENOL	0.80	U	0.80	MDL	0.80	LOD	ug/L	UJ	Surr
2,4-DICHLOROPHENOL	0.80	U	0.80	MDL	0.80	LOD	ug/L	UJ	Surr
2,4-DIMETHYLPHENOL	0.80	U	0.80	MDL	0.80	LOD	ug/L	UJ	Surr
2,4-DINITROPHENOL	2.4	U	2.4	MDL	2.4	LOD	ug/L	UJ	Surr
2-CHLORONAPHTHALENE	0.10	U	0.10	MDL	0.10	LOD	ug/L	UJ	Surr
2-CHLOROPHENOL	0.80	U	0.29	MDL	0.80	LOD	ug/L	UJ	Surr
2-METHYLNAPHTHALENE	0.10	U	0.10	MDL	0.10	LOD	ug/L	UJ	Surr
2-METHYLPHENOL	0.80	U	0.80	MDL	0.80	LOD	ug/L	UJ	Surr
2-NITROANILINE	0.80	U	0.80	MDL	0.80	LOD	ug/L	UJ	Surr
2-NITROPHENOL	0.80	U	0.28	MDL	0.80	LOD	ug/L	UJ	Surr
3,3'-DICHLOROBENZIDINE	0.80	U	0.37	MDL	0.80	LOD	ug/L	UJ	Surr, Icv
3-methylphenol/4-methylphenol	0.80	U	0.80	MDL	0.80	LOD	ug/L	UJ	Surr

* denotes a non-reportable result

Project Name and Number: 030174.0016.0001.9.1 - RVAAP 66 (OH)

Data Qualifier Summary

Lab Reporting Batch ID: 240-13468-2 **Laboratory: TA CAN**

EDD Filename: Prep240-13468-2 svocA1 **eQAPP Name: RVAAP-66 2012**

Method Category: SVOA

Method: 8270C **Matrix:** AQ

Sample ID: FWGLL12MW-247-0108-GW **Collected:** 7/24/2012 10:12:00 **Analysis Type:** RES-BASE/NEUTRAL **Dilution:** 1

Analyte	Lab Result	Lab Qual	DL	DL Type	RL	RL Type	Units	Data Review Qual	Reason Code
3-NITROANILINE	0.80	U	0.28	MDL	0.80	LOD	ug/L	UJ	Surr
4,6-DINITRO-2-METHYLPHENOL	2.4	U	2.4	MDL	2.4	LOD	ug/L	UJ	Surr
4-BROMOPHENYL-PHENYLETHER	0.80	U	0.80	MDL	0.80	LOD	ug/L	UJ	Surr
4-CHLORO-3-METHYLPHENOL	0.80	U	0.80	MDL	0.80	LOD	ug/L	UJ	Surr
4-CHLOROANILINE	0.80	U	0.80	MDL	0.80	LOD	ug/L	UJ	Surr, Icv
4-CHLOROPHENYL-PHENYLETHER	0.80	U	0.30	MDL	0.80	LOD	ug/L	UJ	Surr
4-NITROANILINE	0.80	U	0.80	MDL	0.80	LOD	ug/L	UJ	Surr
4-NITROPHENOL	2.4	U	2.4	MDL	2.4	LOD	ug/L	UJ	Surr
ACENAPHTHENE	0.10	U	0.10	MDL	0.10	LOD	ug/L	UJ	Surr
ACENAPHTHYLENE	0.10	U	0.10	MDL	0.10	LOD	ug/L	UJ	Surr
ANTHRACENE	0.10	U	0.10	MDL	0.10	LOD	ug/L	UJ	Surr
BENZO(A)ANTHRACENE	0.10	U	0.10	MDL	0.10	LOD	ug/L	UJ	Surr
BENZO(A)PYRENE	0.10	U	0.10	MDL	0.10	LOD	ug/L	UJ	Surr, Icv
BENZO(B)FLUORANTHENE	0.10	U	0.10	MDL	0.10	LOD	ug/L	UJ	Surr, Icv
BENZO(G,H,I)PERYLENE	0.10	U	0.10	MDL	0.10	LOD	ug/L	UJ	Surr
BENZO(K)FLUORANTHENE	0.10	U	0.10	MDL	0.10	LOD	ug/L	UJ	Surr
BENZOIC ACID	10	U	10	MDL	10	LOD	ug/L	UJ	Surr
BENZYL ALCOHOL	0.80	U	0.38	MDL	0.80	LOD	ug/L	UJ	Surr
BIS(2-CHLOROETHOXY)METHANE	0.80	U	0.32	MDL	0.80	LOD	ug/L	UJ	Surr
Bis(2-chloroethyl)ether	0.10	U	0.10	MDL	0.10	LOD	ug/L	UJ	Surr
BIS(2-ETHYLHEXYL)PHTHALATE	1.0	J	0.80	MDL	0.80	LOD	ug/L	UJ	Mb, Surr
Butylbenzylphthalate	0.80	U	0.80	MDL	0.80	LOD	ug/L	UJ	Surr
CARBAZOLE	0.80	U	0.28	MDL	0.80	LOD	ug/L	UJ	Surr
CHRYSENE	0.10	U	0.10	MDL	0.10	LOD	ug/L	UJ	Surr
DIBENZ(A,H)ANTHRACENE	0.10	U	0.10	MDL	0.10	LOD	ug/L	UJ	Surr
DIBENZOFURAN	0.10	U	0.10	MDL	0.10	LOD	ug/L	UJ	Surr
Diethylphthalate	0.80	U	0.60	MDL	0.80	LOD	ug/L	UJ	Surr
Dimethylphthalate	0.80	U	0.29	MDL	0.80	LOD	ug/L	UJ	Surr
DI-N-BUTYL PHTHALATE	0.80	U	0.67	MDL	0.80	LOD	ug/L	UJ	Surr
DI-N-OCTYL PHTHALATE	0.80	U	0.80	MDL	0.80	LOD	ug/L	UJ	Surr
FLUORANTHENE	0.10	U	0.10	MDL	0.10	LOD	ug/L	UJ	Surr
FLUORENE	0.10	U	0.10	MDL	0.10	LOD	ug/L	UJ	Surr

* denotes a non-reportable result

Project Name and Number: 030174.0016.0001.9.1 - RVAAP 66 (OH)

Data Qualifier Summary

Lab Reporting Batch ID: 240-13468-2 **Laboratory: TA CAN**

EDD Filename: Prep240-13468-2 svocA1 **eQAPP Name: RVAAP-66 2012**

Method Category: SVOA

Method: 8270C **Matrix:** AQ

Sample ID: FWGLL12MW-247-0108-GW **Collected:** 7/24/2012 10:12:00 **Analysis Type:** RES-BASE/NEUTRAL **Dilution:** 1

Analyte	Lab Result	Lab Qual	DL	DL Type	RL	RL Type	Units	Data Review Qual	Reason Code
HEXACHLOROBENZENE	0.10	U	0.10	MDL	0.10	LOD	ug/L	UJ	Surr
HEXACHLOROBUTADIENE	0.80	U	0.27	MDL	0.80	LOD	ug/L	UJ	Surr
HEXACHLOROCYCLOPENTADIENE	0.80	U	0.80	MDL	0.80	LOD	ug/L	UJ	Surr
HEXACHLOROETHANE	0.80	U	0.80	MDL	0.80	LOD	ug/L	UJ	Surr
INDENO(1,2,3-CD)PYRENE	0.10	U	0.10	MDL	0.10	LOD	ug/L	UJ	Surr
ISOPHORONE	0.80	U	0.27	MDL	0.80	LOD	ug/L	UJ	Surr
NAPHTHALENE	0.10	U	0.10	MDL	0.10	LOD	ug/L	UJ	Surr
N-NITROSO-DI-N-PROPYLAMINE	0.80	U	0.80	MDL	0.80	LOD	ug/L	UJ	Surr
N-NITROSODIPHENYLAMINE	0.80	U	0.31	MDL	0.80	LOD	ug/L	UJ	Surr
PENTACHLOROPHENOL	2.4	U	2.4	MDL	2.4	LOD	ug/L	UJ	Surr
PHENANTHRENE	0.10	U	0.10	MDL	0.10	LOD	ug/L	UJ	Surr
PHENOL	0.80	U	0.60	MDL	0.80	LOD	ug/L	UJ	Surr
PYRENE	0.10	U	0.10	MDL	0.10	LOD	ug/L	UJ	Surr

Sample ID: FWGSCFMW-002-0130-GW **Collected:** 7/24/2012 11:28:00 **Analysis Type:** RES-BASE/NEUTRAL **Dilution:** 1

Analyte	Lab Result	Lab Qual	DL	DL Type	RL	RL Type	Units	Data Review Qual	Reason Code
ACENAPHTHENE	0.095	U	0.095	MDL	0.095	LOD	ug/L	UJ	Surr
ACENAPHTHYLENE	0.095	U	0.095	MDL	0.095	LOD	ug/L	UJ	Surr
ANTHRACENE	0.095	U	0.095	MDL	0.095	LOD	ug/L	UJ	Surr
BENZO(A)ANTHRACENE	0.095	U	0.095	MDL	0.095	LOD	ug/L	UJ	Surr
BENZO(A)PYRENE	0.095	U	0.095	MDL	0.095	LOD	ug/L	UJ	Surr, lcv
BENZO(B)FLUORANTHENE	0.095	U	0.095	MDL	0.095	LOD	ug/L	UJ	Surr, lcv
BENZO(G,H,I)PERYLENE	0.095	U	0.095	MDL	0.095	LOD	ug/L	UJ	Surr
BENZO(K)FLUORANTHENE	0.095	U	0.095	MDL	0.095	LOD	ug/L	UJ	Surr
BIS(2-ETHYLHEXYL)PHTHALATE	0.76	U	0.76	MDL	0.76	LOD	ug/L	UJ	Surr
Butylbenzylphthalate	0.76	U	0.76	MDL	0.76	LOD	ug/L	UJ	Surr
CHRYSENE	0.095	U	0.095	MDL	0.095	LOD	ug/L	UJ	Surr
DIBENZ(A,H)ANTHRACENE	0.095	U	0.095	MDL	0.095	LOD	ug/L	UJ	Surr
Diethylphthalate	0.76	U	0.57	MDL	0.76	LOD	ug/L	UJ	Surr
Dimethylphthalate	0.76	U	0.28	MDL	0.76	LOD	ug/L	UJ	Surr
DI-N-BUTYL PHTHALATE	0.76	U	0.64	MDL	0.76	LOD	ug/L	UJ	Surr

* denotes a non-reportable result

Project Name and Number: 030174.0016.0001.9.1 - RVAAP 66 (OH)

Data Qualifier Summary

Lab Reporting Batch ID: 240-13468-2 **Laboratory: TA CAN**

EDD Filename: Prep240-13468-2 svocA1 **eQAPP Name: RVAAP-66 2012**

Method Category: SVOA

Method: 8270C **Matrix:** AQ

Sample ID: FWGSCFMW-002-0130-GW **Collected:** 7/24/2012 11:28:00 **Analysis Type:** RES-BASE/NEUTRAL **Dilution:** 1

Analyte	Lab Result	Lab Qual	DL	DL Type	RL	RL Type	Units	Data Review Qual	Reason Code
DI-N-OCTYL PHTHALATE	0.76	U	0.76	MDL	0.76	LOD	ug/L	UJ	Surr
FLUORANTHENE	0.095	U	0.095	MDL	0.095	LOD	ug/L	UJ	Surr
FLUORENE	0.095	U	0.095	MDL	0.095	LOD	ug/L	UJ	Surr
INDENO(1,2,3-CD)PYRENE	0.095	U	0.095	MDL	0.095	LOD	ug/L	UJ	Surr
NAPHTHALENE	0.095	U	0.095	MDL	0.095	LOD	ug/L	UJ	Surr
PHENANTHRENE	0.095	U	0.095	MDL	0.095	LOD	ug/L	UJ	Surr
PYRENE	0.095	U	0.095	MDL	0.095	LOD	ug/L	UJ	Surr

Sample ID: FWGWBGMW-006C-0132-GW **Collected:** 7/24/2012 9:26:00 **Analysis Type:** RES-BASE/NEUTRAL **Dilution:** 1

Analyte	Lab Result	Lab Qual	DL	DL Type	RL	RL Type	Units	Data Review Qual	Reason Code
BIS(2-ETHYLHEXYL)PHTHALATE	0.96	J	0.76	MDL	0.76	LOD	ug/L	U	Mb

Sample ID: FWGWBGMW-018-0135-GW **Collected:** 7/24/2012 11:41:00 **Analysis Type:** RES-BASE/NEUTRAL **Dilution:** 1

Analyte	Lab Result	Lab Qual	DL	DL Type	RL	RL Type	Units	Data Review Qual	Reason Code
BENZYL ALCOHOL	0.59	J	0.37	MDL	0.77	LOD	ug/L	J	RI, Fd

Sample ID: FWGWBGMW-021-0138-GW **Collected:** 7/24/2012 10:16:00 **Analysis Type:** RES-BASE/NEUTRAL **Dilution:** 1

Analyte	Lab Result	Lab Qual	DL	DL Type	RL	RL Type	Units	Data Review Qual	Reason Code
3.3'-DICHLOROBENZIDINE	0.76	U	0.35	MDL	0.76	LOD	ug/L	UJ	Icv
4-CHLOROANILINE	0.76	U	0.76	MDL	0.76	LOD	ug/L	UJ	Icv
BENZO(A)PYRENE	0.095	U	0.095	MDL	0.095	LOD	ug/L	UJ	Icv
BENZO(B)FLUORANTHENE	0.095	U	0.095	MDL	0.095	LOD	ug/L	UJ	Icv
BIS(2-ETHYLHEXYL)PHTHALATE	1.5	J	0.76	MDL	0.76	LOD	ug/L	U	Mb

* denotes a non-reportable result

Project Name and Number: 030174.0016.0001.9.1 - RVAAP 66 (OH)

Data Qualifier Summary

Lab Reporting Batch ID: 240-13468-2 **Laboratory: TA CAN**

EDD Filename: Prep240-13468-2 svocA1 **eQAPP Name: RVAAP-66 2012**

Reason Code Legend

Reason Code	*Description*
Fd	Field Duplicate Precision
Icv	Initial Calibration Verification Percent Recovery Lower Estimation
Lcs	Laboratory Control Spike Lower Estimation
Mb	Method Blank Contamination
Rl	Reporting Limit Trace Value
Surr	Surrogate/Tracer Recovery Lower Estimation

* denotes a non-reportable result

Project Name and Number: 030174.0016.0001.9.1 - RVAAP 66 (OH)

Data Verification Summary

Site: Ravenna Army Ammunition Plant
Sampling Event: July 2012
Sample Delivery Group: 240-13518

Date: February 5, 2013
Revision: 2

Data Reviewer: Angye Dragotta /Environmental Quality Management, Inc. (EQM, Inc.)

QA/QC Summary

On July 25, 2012 the following samples were collected from groundwater-monitoring wells at Ravenna Army Ammunition Plant and analyzed as part of SDG 240-13518-1. Data analysis was performed by Test America, North Canton with the exception of the analytical for methods 8330, M8330, 353.2 and TALSOPWS-WC-0050. Methods 8330, M8330, 353.2 and TALSOPWS-WC-0050 were analyzed by Test America, West Sacramento.

		EPA 8270								Metals [4]			
Sample ID	VOC by EPA8260	SVOC 1 by EPA 8270	SVOC 1&2 by EPA 8270	SVOC 1&3 by EPA 8270	SVOC1&2&3	SVOC 4	Pesticides by EPA 8081	PCBs/ EPA 8082	Explosives /Propellants by EPA 8330, Mod. 8330 and TALSOPWS-WC-0050	Mercury by EPA 7470A	EPA 6010B	EPA 6020	Cyanide EPA 9012
FWGB12mw-013-0067-GW/GF	x					x	x	x	x	x	x	x	x
FWGBKGmw-021C-0069-GW/GF	x	x					x	x	x	x	x	x	
FWGCBLmw-002C-0070-GW/GF				x				x					
FWGFWGmw-001-0081-GW/GF	x					x	x	x	x	x	x	x	x
FWGFWGmw-002-0082-GW/GF	x					x	x	x	x	x	x	x	x
FWGFWGmw-003-0083-GW/GF	x					x	x	x	x	x	x	x	x
FWGFWGmw-004-0084-GW/GF	x					x	x	x	x	x	x	x	x
FWGFWGmw-005-0085-GW/GF	x					x	x	x	x	x	x	x	x
FWGFWGmw-DUP4-0142-GW/GF	x					x	x	x	x	x	x	x	x
FWGFWGmw-007-0087-GW/GF	x					x	x	x	x	x	x	x	x
FWGFWGmw-008-0088-GW/GF	x					x	x	x	x	x	x	x	x
FWGFWGmw-009-0089-GW/GF	x					x	x	x	x	x	x	x	x
FWGFWGmw-013-0093-GW/GF	x					x	x	x	x	x	x	x	x
FWGFWGmw-015-0095-GW/GF	x					x	x	x	x	x	x	x	x
FWGFWGmw-016-0096-GW/GF	x					x	x	x	x	x	x	x	x
FWGLL3mw-242C-0116-GW/GF	x	x					x		x	x	x	x	
FWGLL3mw-245-0118-GW/GF	x					x	x	x	x	x	x	x	x
FWGLL3mw-DUP6-0144-GW/GF	x					x	x	x	x	x	x	x	x
FWGLL6mw-002C-0121-GW/GF				x						x	x	x	
FWGLL6mw-005C-0122-GW/GF				x						x	x	x	
FWGLL6mw-008-0123-GW/GF	x					x	x	x	x	x	x	x	x
FWGLL6mw-009-0124-GW/GF	x					x	x	x	x	x	x	x	x
FWGLL11mw-007C-0098-GW/GF	x	x					x		x	x	x	x	
FWGNTAmw-109C-0125-GW/GF	x			x				x		x	x	x	
FWGNTAmw-119-0126-GW/GF	x					x	x	x	x	x	x	x	x
FWGEQUIPRinse3-0156-GW	x	x		x		x	x	x	x	x	x	x	x

Notes:

1) All metals samples with the exception of FWGEQUIPRinse3-0156-GW were field filtered.
2) FWGTEAM1-Trip, FWGTEAM2-Trip, FWGTEAM3-Trip, FWGTEAM1-Trip were analyzed for VOC by EPA 8260B.
3) SVOC1= Nitroaromatics and phthalates, SVOC2=Phenols, SVOC3=PAH and SVOC4= Full SVOC List

4) EPA 6020 metals include aluminum, antimony, beryllium, cadmium, iron, sodium, thallium and zinc. EPA 6010B metals include arsenic, chromium, cobalt, lead, selenium, silver, vanadium, barium, calcium, copper, magnesium, manganese, nickel and potassium.

The data presented in this report were evaluated according to the *Final Facility Wide Groundwater Monitoring Program, RVAAP-66 Facility Wide Groundwater Quality Assurance Project Plan (QAPP) Addendum for the Ravenna Army Ammunition Plant, Ravenna, OH, Environmental Quality Management, January, 2012.* The following documents were used as needed to supplement the project documentation: The United States Department of Defense (DoD) Quality Services Manual (QSM) for Environmental Laboratories, Version 4.1, and the United States Army Corps of Engineers (USACE), Louisville District Quality Systems Manual Supplement (LS), *EPA National Functional Guidelines (NFG) for Organic Data Review, EPA-540/R-08-01, June 2008, NFG for Inorganic Data Review, EPA-540/R-04-004, October 2004*, Analytical Methods, and Laboratory Standard Operating Procedures. The QC criteria provided in the reference documents represent accuracy and precision performance goals for each analytical method. QC criteria reviewed for each method are listed below, along with any outliers.

All analytical results have been verified against compliance requirements specified in the project QAP, QSM, LS, associated analytical methods and/or SOPs, as appropriate, and reported by the laboratory as directed by the DoD QSM.

Per the DoD QSM, the laboratory data is reported as follows: Non detected results (< DL) were reported at the LOD with a "U" flag. Detected results between the DL and LOQ were reported as estimated, qualified with a "J" flag.

LOD - An estimate of the minimum amount of a substance that an analytical process can reliably detect.

LOQ - The lowest concentration that produces a quantitative result within specified limits of precision and bias.

DL- The smallest analyte concentration that can be demonstrated to be different from zero or a blank concentration at the 99% level of confidence.

Checklists used in review of the data have been presented in Appendix 1. Outliers have been noted below and results requiring qualification, as a result of this verification process, have been summarized in Appendix 2.

The completeness objective for the project was 90%. The completeness objective was met for this SDG, 100%. Limitations, if any, on the data are indicated with qualifiers detailed below.

VOAs - 8260B

The following QC criteria were reviewed with acceptable results, except as noted below:

- Holding times, preservation, sample handling
- Tuning criteria
- Initial Calibration Criteria including SPCC and CCC compounds
- ICV/CCV criteria
- Internal standard area counts and retention times
- LOD and MRL verification criteria
- Method/Field/Trip blank Criteria
- Surrogate recoveries
- Field duplicate RPD criteria
- Laboratory Control Sample criteria
- Matrix Spike Recovery Criteria and RPD

MRL Recovery

A3UX15–7/30/12- Opening MRL analyzed @ 1016 recovered above control limits of 70-130% for cis-1,3-dicloropropene at 171%, methylene chloride at 220% and trans-1,3-dichloropropene at 152%. The closing MRL

analyzed at 2025 recovered above control limits of 70-130% for cis-1,3-dicloropropene at 151% and trans-1,3-dichloropropene at 138%. No qualifications were made as there were no detected concentrations reported for these targets in the bracketed field samples.

A3UX15–8/1/12- Opening MRL analyzed @ 1212 recovered above control limits of 70-130% for cis-1,3-dicloropropene at 164%, and trans-1,3-dichloropropene at 148%. O-xylene recovered below control limits of 70-130% at 69%. The closing MRL analyzed at 2216 recovered above control limits of 70-130% for cis-1,3-dicloropropene at 111% , bromomethane at 131% and trans-1,3-dichloropropene at 140%. The o-xylene results for samples FWGFWGmw-008-0088-GW, FWGFWGmw-013-0093-GW and FWGFWGmw-004-0084-GW were qualified as estimated, "UJ". No additional qualifications were required as there were no detected concentrations reported for the bracketed field samples.

A3UX11–8/1/12- Opening MRL analyzed @ 1226 recovered above control limits of 70-130% for methylene chloride at 165% and below control limits for chloroethane at 68%. The closing MRL analyzed at 2240 recovered above control limits of 70-130% for bromomethane at 171%, chloroethane at 185% and methylene chloride at 157% and below control limits for acetone at 30%. An MDL check was analyzed following the closing MRL check with detected acetone results. The acetone results and chloroethane results for samples TEAM #1-TRIP, FWG TEAM 2 – TRIP, FWGNTAmw-109C-0125-GW, FWGNTAmw-119-0126-GW, FWGFWGmw-003-0083-GW, FWGFWGmw-015-0095-GW, FWGFWGmw-016-0096-GW, FWG TEAM 3 – TRIP, FWGBKGmw-021C-0069-GW, FWGFWGmw-002-0082-GW, FWGFWGmw-001-0081-GW, FWGLL6mw-009-0124-GW, FWGLL6mw-008-0123-GW, FWGFWGmw-005-0085-GW, FWG TEAM 4 – TRIP, FWGFWGmw-DUP4-0142-GW, FWGFWGmw-009-0089-GW were qualified as estimated, "J/UJ". No additional qualifications were required as there were no detected concentrations reported for the bracketed field samples.

A3UX11–8/2/12- Opening MRL analyzed @ 1125 recovered above control limits of 70-130% for methylene chloride at 151%, at 150% for chloroethane and at 150% for chloromethane. The closing MRL analyzed at 1512 recovered above control limits of 70-130% for methylene chloride at 185% and chloroethane at 168% and below limits at 66% for chloromethane. The chloromethane result for FWGEQUIPRINSE3-0156-GW was qualified as estimated, "UJ".

ICV

The chloroethane ICV had a %D above control limits of 20% at 25.7%. No qualifications were required as there were no detected chloroethane results reported for the bracketed samples.

CCV

A3UX15 7/30/12 @ 0953- The %D for the following analytes were above control limits of 20% D; methylene chloride at 64.2%, carbon disulfide at 23.8% and bromodichloromethane at 25.6%. The carbon disulfide results for samples FWGLL3mw-245-0118-GW and FWGLL3mw-245-0118-GW were qualified as estimated, "J". No additional qualifications were required as there were no detected concentrations reported for the target outliers in the bracketed field samples.

A3UX11 8/1/12 @ 1203- The %D for the following analytes were above control limits of 20% D; bromomethane at 20.7%, acetone at 41.6% and methylene chloride at 22.7%. The acetone results for samples TEAM #1-TRIP,FWG TEAM 2 – TRIP, FWGFWGmw-003-0083-GW, FWG TEAM 3 – TRIP, FWGFWGmw-002-0082-GW and FWG TEAM 4 – TRIP as well the methylene chloride results for samples TEAM #1-TRIP,FWG TEAM 2 – TRIP, FWG TEAM 3 – TRIP and FWG TEAM 4 – TRIP were qualified as estimated, "J".

A3UX11 7/27/12 @ 1054- The %D for the following analytes were above control limits of 20% D; bromomethane at 34.2% and chloroethane at 47.5%. No qualifications were required as there were no detected or chloroethane results reported for the samples associated with this CCV. No additional qualifications were required as there were no detected concentrations reported for the target outliers in the bracketed field samples.

Blanks

Methylene chloride was detected in the method blanks analyzed 7/30/12 at 0.852ug/L, 8/1/12 (batch 240-52841) at 0.53ug/L and on 8/2/12 at 0.496ug/L. The method blank analyzed 8/1/12 (batch 240-52844) had acetone detected at

1.58ug/L The methylene chloride results for samples FWGTEAM#1-TRIP, FWGTEAM2-TRIP, FWGTEAM4-TRIP and FWGTEAM3-TRIP and acetone results for samples FWGFWGmw-004-0084-GW, FWGFWGmw-008-0088-GW and FWGFWGmw-013-0093-GW were qualified, "B" as the reported values were <5x blank contamination.

Acetone was detected FWG Team #1-Trip at 1.3ug/L and methylene chloride at 0.48ug/L. Acetone was detected FWG Team 3-Trip at 2.1ug/L and methylene chloride at 0.94ug/L . Acetone was detected FWG Team 4-Trip at 1.8ug/L and methylene chloride at 0.74ug/L. Acetone was detected FWGEQUIPRinse3-0156-GW at 3.9ug/L. The acetone results for samples FWGB12MW-013-0067-GW, FWGFWGmw-002-0082-GW, FWGFWGmw-003-0083-GW, FWGFWGmw-004-0084-GW, FWGFWGmw-008-0088-GW, FWGLL3mw-245-0118-GW, FWGLL3mw-Dup6-0144-GW, FWGEQUIPRinse3-0156-GW, FWGFWGmw-013-0093-GW and FWGLL11MW-007c-0098-GW were qualified, "B".

Matrix Spike Recovery and RPD
The matrix spike duplicate analyzed on sample FWGFWGmw-008-0088-GW recovered below control limits of 60-135% for chloroethane at 45%. The MS/MSD RPD recovered above control limits of 30% for bromomethane at 54% and chloroethane at 33%. The chloroethane and bromomethane results for sample FWGFWGmw-008-0088-GW were qualified as estimated, "UJ".

SVOCs- 8270C
The following QC criteria were reviewed with acceptable results, except as noted below:

- Holding times, preservation, sample handling
- Tuning criteria
- Initial Calibration Criteria including SPCC and CCC compounds
- ICV/CCV criteria
- Internal standard area counts and retention times
- LOD and MRL verification criteria
- Method/Field blank Criteria
- Surrogate recoveries
- Field duplicate RPD criteria
- Laboratory Control Sample criteria
- Matrix Spike Recovery Criteria and RPD

MRL Recovery
The MRL analyzed 8/27/12 @ 1804 recovered below control limits of 70-130% for 2,4-ditrophenol at 68% and 4-nitrophenol at 62%. An MDL check was analyzed after the MRL with detected 4-dinitrophenol results. The 2,4-dinitrophenol and 4-nitrophenol results for samples FWGFWGMW-DUP4-0142-GW, FWGEQUIPRINSE3-0156-GW, FWGFWGMW-001-0081-GW, FWGFWGMW-002-0082-GW, FWGFWGMW-004-0084-GW, FWGFWGMW-005-0085-GW, FWGFWGMW-008-0088-GW FWGFWGMW-009-0089-GW, FWGFWGMW-013-0093-GW, FWGLL6MW-008-0123-GW, and FWGLL6MW-009-0124-GW were qualified as estimated, "UJ".

ICV
A4HP10 The ICV analyzed 8/22/12 @1453 had a %D outside control limits of 20% for 3,3'-dichlorobenzidine with a % D of -23.1 The 3,3'-dichlorobenzidine results for samples FWGB12mw-013-0067-GW, FWGLL3mw-245-0118-GW, FWGLL3mw-DUP6-0144-GW, FWGNTAmw-119-0126-GW, FWGFWGmw-003-0083-GW, FWGFWGmw-015-0095-GWand FWGFWGmw-016-0096-GW were qualified as estimated, "UJ".

The A4HP9 8/25/12 @ 1608, The ICV recovered below limits of 20% with a %D of 22.2% for 4-chloroaniline, benzo(b) fluoranthene at 20.6%, benzo(a)pyrene at 24.9% and 32.8% for 3,3'-dichlorobenzidine.
The for 4-chloroaniline, benzo(b) fluoranthene, benzo(a)pyrene and 3,3'-dichlorobenzidine results for samples FWGFWGMW-DUP4-0142-GW, FWGEQUIPRINSE3-0156-GW, FWGFWGMW-001-0081-GW, FWGFWGMW-002-0082-GW, , FWGFWGMW-004-0084-GW, FWGFWGMW-005-0085-GW, FWGFWGMW-008-0088-GW FWGFWGMW-009-0089-GW, FWGFWGMW-013-0093-GW, FWGLL6MW-008-0123-GW, and

FWGLL6MW-009-0124-GW and the benzo(b) fluoranthene and benzo(a)pyrene results for FWGLL6mw-005c-0122-GW, FWGLL6mw-002c-0121-GW were qualified as estimated, "UJ".

Matrix Spikes
Not enough sample volume for matrix spike analysis.

Field Duplicate RPD
The field duplicate (FWGFWGmw-Dup4-0142-GW) collected on FWGFWGmw-005-0085-GW had a an RPD above control limits of 50% at 200% for bis(2-ethylhexyl)phthalate. The bis(2-ethylhexyl)phthalate result for sample FWGFWGmw-005-0085-GW was qualified as estimated, "J".

Surrogate Recovery
The surrogate 2-fluorobiphenyl recovered below control limits of 50-110% for sample FWGEQUIPRinse3-0156-GW at 46%. The surrogate terphenyl-d14 recovered below control limits of 50-135% for sample FWGFWGmw-005-0085-GW at 38%. The sample results for FWGEQUIPRinse3-0156-GW and FWGFWGmw-005-0085-GW were qualified as estimated, "J/UJ".

Pesticides- 8081A
The following QC criteria were reviewed with acceptable results, except as noted below:

- Preservation, holding time and sample handling
- Initial Calibration criteria
- DDT and Endrin breakdown criteria
- Retention time criteria
- ICV criteria
- CCV Criteria
- Method/Field blank Criteria
- LCS Recoveries
- Field Duplicate Criteria
- LOD and MRL verification criteria
- Matrix Spike Recovery Criteria and RPD
- Surrogate Recoveries
- Second Column confirmation criteria

Hold Time
The following samples were re-prepared outside of standard preparation holding time but were re extracted within 2x hold (13-14 days) because of low surrogates on the original extraction and the associated results were qualified as estimated, "J/UJ": FWGB12MW-013-0067-GW, FWGBKGmw-021-0069-GW, FWGFWGMW-001-0081-GW, FWGFWGMW-002-0082-GW, FWGFWGMW-003-0083-GW, FWGFWGMW-004-0084-GW, FWGFWGMW-005-0085-GW, FWGFWGMW-008-0088-GW FWGFWGMW-009-0089-GW, FWGFWGMW-013-0093-GW, FWGFWGMW-015-0095-GW, FWGFWGMW-016-0096-GW, FWGFWGMW-DUP4-0142-GW, FWGLL11mw-007c-GW, FWGLL3mw-242c-0116-GW, FWGLL3mw-245-0118-GW, FWGLL3mw-DUP6-0144-GW,FWGLL6MW-008-0123-GW, FWGNTAmw-0119-0126-GW and FWGLL6MW-009-0124-GW.

Breakdown Criteria
The DDT breakdown analyzed 8/3/12at 01:27 was 15.29% on the second column. As this column was used for confirmation only, no qualifications were made.

MRL Recovery
The MRL analyzed 8/2/ 12 @1814 recovered below control limits for toxaphene at 61% on CLP-2. No qualification was made as CLP-2 was used for confirmation only.

The MRL analyzed 8/9/ 12 @1904 recovered below control limits for 4,4'-DDD at 61%. The 4,4-DDD results for FWGB12MW-013-0067-GW, FWGFWGMW-001-0081-GW, FWGFWGMW-002-0082-GW, FWGFWGMW-003-0083-GW, FWGFWGMW-005-0085-GW, FWGFWGMW-008-0088-GW, FWGFWGMW-009-0089-GW, FWGFWGMW-015-0095-GW, FWGLL6MW-008-0123-GW, FWGLL6MW-009-0124-GW were qualified as estimated, "UJ".

CCV Criteria

A2HP9-

- The CCV analyzed 8/10/12 @ 0023 on CLP-1 had %D above control limits of 20% for alpha-BHC at 26.6%, gamma-BHC at 26.2%,beta-BHC at 23.5%, delta-BHC at 21.5%, heptachlor at 27%, heptachlor epoxide at 26.4%, gamma chlordane at 23.1%, alpha-chlordane at 21.0%, endosulfan I at 25.1%, dieldrin at 26.4%, endrin at 26.0%, 4,4-DDD at 21.2%, 4,4-DDT at 22.3%, methoxychlor at 21.0% and DCB at 73.9%.
- The CCV analyzed 8/10/12 @ 0518 on CLP-1 had %D above control limits of 20% for alpha-BHC at 23.5%, gamma-BHC at 24.5%, heptachlor at 21.7%, heptachlor epoxide at 22.9%, endosulfan I at 23.0%, dieldrin at 22.1% and endrin at 24.4%.
- The CCV analyzed 8/10/12 @ 1027 on CLP-1 had %D above control limits of 20% for alpha-BHC at 27.6%, gamma-BHC at 28.4%, beta-BHC at 23.8%, delta-BHC at 20.6%, heptachlor at 20.8%, aldrin at 20.6%, heptachlor epoxide at 26.1%, gamma chlordane at 23.3%, alpha-chlordane at 21.6%, endosulfan I at 22.9%, dieldrin at 25.2% and endrin at 22.8% . The CCV analyzed on CLP-2 recovered above limits with a %D of 21.0% gamma-BHC.

The CCV analyzed 8/10/12 @ 1241 on CLP-1 had %D above control limits of 20% for alpha-BHC at 21.8%, gamma-BHC at 22.4% and heptachlor at 21.1%. No qualifications were made for the outliers on CLP-1, as it was only used for confirmation. No qualification was made for the gamma-BHC outlier on CLP-2 as there were no detected gamma-BHC results reported for the bracketed field samples.

A2HP9-

- The CCV analyzed 8/10/12 @ 2307 on CLP-2 had %D below control limits of 20% for 4,4-DDD at 25.0%, 4,4-DDT at 25.2% and methoxychlor at 24.2%.
- The CCV analyzed 8/11/12 @ 0336 on CLP-1 had %D above control limits of 20% for alpha-BHC at 23.6%, gamma-BHC at 23.2%, heptachlor epoxide at 23.8%, endosulfan I at 24.3%, dieldrin at 23.7%, endrin at 24.5% and endosulfan II at 21.2%.

No qualifications were made for CLP-2 outliers as CLP-2 was used for confirmation only. No qualifications were made for CLP-1 outliers there were no detected concentrations of the outlier target analytes from CLP-1 reported for the bracketed field samples.

Matrix Spike Recovery

Not enough sample volume for MS/MSD analysis.

Surrogate Recovery

The surrogate, DCB, recovered below control limits of 30-135% in sample FWGFWGMW-004-0084-GW at 23% (CLP-2) and 25% (CLP-1), FWGFWGMW-005-0085-GW at 27%, FWGFWGMW-008-0088-GW at 29%, FWGFWGmw-015-0095-GW at 28% and FWGFWGMW-DUP4-0142-GWat 247%. The sample results for FWGFWGMW-004-0084-GW, FWGFWGMW-005-0085-GW, FWGFWGMW-008-0088-GW, FWGFWGMW-015-0095-GW and FWGFWGMW-DUP4-0142-GW were qualified as estimated, "J/UJ".

PCB- 8082

The following QC criteria were reviewed with acceptable results, except as noted below:

- Preservation, holding time and sample handling
- Initial Calibration criteria

- DDT and Endrin breakdown criteria
- Retention time criteria
- ICV criteria
- CCV Criteria
- Method/Field blank Criteria
- LCS Recoveries
- Field Duplicate Criteria
- LOD and MRL verification criteria
- Matrix Spike Recovery Criteria and RPD
- Surrogate Recoveries
- Second Column confirmation criteria

Hold Time
The following samples were re-prepared outside of standard preparation holding but were re extracted within 2x hold (13-14 days) because of low surrogates on the original extraction and the associated results were qualified as estimated, "J/UJ": FWGB12MW-013-0067-GW, FWGFWGMW-001-0081-GW, FWGLL6MW-008-0123-GW, FWGNTAmw-0109-0125-GW and FWGLL6MW-009-0124-GW.

Matrix Spike Recovery
Not enough sample volume for matrix spike analysis.

Surrogate Recovery
The surrogate, DCB, recovered below control limits of 40-135% for sample FWGB12mw-013-0067-GW at 39%, FWGFWGMW-002-0082-GW at 33%, FWGFWGMW-003-0083-GW and FWGFWGMW-004-0084-GW at 19%, FWGFWGMW-005-0085-GW at 36%, FWGFWGMW-008-0088-GW at 22%, FWGFWGMW-009-0089-GW at 35% and FWGFWGMW-015-0095-GW at 34%. The results for samples FWGB12mw-013-0067-GW, FWGFWGMW-002-0082-GW, FWGFWGMW-003-0083-GW, FWGFWGMW-004-0084-GW, FWGFWGMW-005-0085-GW, FWGFWGMW-008-0088-GW, FWGFWGMW-009-0089-GW and FWGFWGMW-015-0095-GW were qualified as estimated, "UJ".

Metals - 6010B
The following QC criteria were reviewed with acceptable results, except as noted below:

- Holding times, preservation, sample handling
- Initial Calibration criteria
- ICV and CCV criteria
- ICB /CCBs criteria
- Method/Field blank Criteria
- LOD and MRL verification criteria
- LCS percent recovery criteria
- Lab and Field duplicate RPD criteria

Blanks
The ICB analyzed 8/7/12 had vanadium detected at 1.24ug/L. The vanadium results for samples FWGB12mw-012c-0066-GF, FWGFWGmw-003-0083-GF, FWGFWGmw-015-0095-GF, FWGLL6mw-002c-0121-GF and FWGFWGmw-009-0089-GF were qualified, "U".

The CCBs analyzed 8/13/12 had nickel detected at 2.22ug/L and selenium at 5.15ug/L. No qualifications were made as there were no detected nickel or selenium results reported for the bracketed field samples.
The CCBs analyzed 8/7/12 had vanadium detected from 1.34ug/L to 2.57ug/L, nickel at 2.4ug/L and chromium at 3.73ug/L. The vanadium results for samples FWGB12mw-012c-0066-GF, FWGFWGmw-003-0083-GF, FWGFWGmw-015-0095-GF, FWGLL6mw-002c-0121-GF and FWGFWGmw-009-0089-GF were qualified, "U". The nickel results for samples FWGLL6mw-002c-0121-GF, FWGFWGmw-005-0085-GF and FWGFWGmw-

Dup4-0142-GF were qualified, "U". The chromium results for samples FWGLL6mw-002c-0121-GF and FWGFWGmw-008-0088-GF were qualified, "U".

The CCBs analyzed 8/10/12 had detected manganese from 2.94-4.48ug/L. No qualifications were made to the manganese data as there were no reported manganese results reported for the bracketed field samples <5x manganese contamination.

The method blank from batch 240-52243 had potassium detected at 316ug/L. The method blank from batch 52451 had manganese detected at 2.21ug/L and nickel at 2.71ug/L. The potassium results for samples FWGBKGmw-021c-0069-GF, FWGFWGmw-001-0021-GF, FWGLL11mw-007c-0098-GF, FWGLL3mw-242c-0116-GF and FWGNTAmw-109c-0125-GF and the nickel results for samples FWGFWGmw-005-0085-GF, FWGFWGmw-Dup4-0142-GF and FWGLL6mw-002c-0121-GF were qualified as estimated, "B".

Matrix Spike Recovery
The matrix spike analysis performed on sample FWGLL6mw-008-0123-GF recovered below control limits of 80%-120% for calcium at 72%. The calcium results for samples FWGEQUIPRINSE3-0156-GW, FWGFWGmw-004-0084-GF, FWGFWGmw-005-0085-GF, FWGFWGmw-008-0088-GF, FWGFWGmw-009-0089-GF, FWGFWGmw-013-0093-GF, FWGFWGmw-Dup4-0142-GF, FWGLL6mw-002c-0121-GF, FWGLL6mw-005c-0122-GF and FWGLL6mw-008-0123-GF were qualified as estimated, "J/UJ".

MRL Recovery
The closing MRL analyzed 8/8/12 @ 0115 recovered above control limits of 70-130% for chromium at 155%. The chromium results for samples FWGFWGmw-015-0095-GF, FWGBKGmw-021c-0069-GF, FWGLL6mw-002c-0121-GF and FWGFWGmw-008-0088-GF were qualified as estimated, "J".

The closing MRL analyzed 8/10/12 @ 2038 recovered above control limits of 70-130% for chromium at 476%. No qualifications were made as there were no reported chromium results bracketed by this MRL.

Metals - 6020
The following QC criteria were reviewed with acceptable results, except as noted below:

- Holding times, preservation, sample handling
- Initial Calibration criteria
- ICV and CCV criteria
- ICB /CCBs criteria
- Method/Field blank Criteria
- LOD and MRL verification criteria
- LCS percent recovery criteria
- Matrix Spike and Spike Duplicate Recovery and RPD Criteria
- Lab and Field Duplicate RPD Criteria

Blanks
The ICB analyzed 8/7/12 had thallium detected at 0.383ug/L. The thallium results for samples FWGLL6mw-008-0123-GF and FWGLL6mw-005c-0122-GF were qualified, "U".

The CCBs analyzed 8/3/12 had thallium detected from 0.328 ug/L to 0.350ug/L, cadmium at 0.037ug/L to 0.058ug/L and beryllium from 0.034ug/L to 0.045ug/L. The thallium results for samples FWGLL6mw-008-0123-GF and FWGLL6mw-005c-0122-GF and the cadmium results for samples FWGB12mw-012c-0066-GF, FWGFWGmw-015-0095-GF, FWGFWGmw-001-0081-GF, FWGFWGmw-004-0084-GF, FWGLL6mw-008-0123-GF and FWGLL6mw-002c-0121-GF were qualified, "U", as the detected concentrations were <5x the blank contamination. No qualifications were required for the bracketed beryllium samples as none of the detected concentration were <5x blank contamination.

Mercury - 7470A

Site: Ravenna Army Ammunition Plant
Sampling Event: July 2012 **Date:** February 5, 2013
Sample Delivery Group: 240-13518 **Revision:** 2

The following QC criteria were reviewed with acceptable results, except as noted below:

- Holding times, preservation, sample handling
- Initial Calibration criteria
- ICV and CCV criteria
- ICB /CCBs criteria
- Method/Field blank Criteria
- LOD and MRL verification criteria
- LCS percent recovery criteria
- Lab and Field duplicate RPD criteria

No QC outliers noted.

Cyanide - 9012

The following QC criteria were reviewed with acceptable results, except as noted below:

- Holding times, preservation, sample handling
- Initial Calibration criteria
- ICV and CCV criteria
- ICB /CCBs criteria
- Method/Field blank Criteria
- MRL and MDL verification criteria
- LCS percent recovery criteria
- MS percent recovery
- Matrix Duplicate RPD criteria
- Field duplicate RPD criteria

No QC outliers were noted.

Explosives- 8330

The following QC criteria were reviewed with acceptable results, except as noted below:

- Holding times, preservation, sample handling
- Initial Calibration Criteria
- ICV and CCV criteria
- Retention time criteria
- LOD and MRL verification criteria
- Surrogate recovery criteria
- Equipment and method blanks free from contamination
- LCS/LCD Recovery and RPD Criteria

Blanks

FWGFWGMW-002-0082-GW, FWGFWGMW-003-0083-GW, FWGFWGMW-004-0084-GW and FWGFWGMW-008-0088-GW and FWGFWGMW-008-0088-GW, were filtered prior to extraction due to excessive sediment/ particulates. A filtered blank was included with the batch with no detected results.

MRL Recovery

LC10

- 8/3/12 @ 0949 MRL recovered above control limits of 70-130% for 3-nitrotoluene at 133%.
- 8/5/12 @ 0943 MRL recovered above control limits of 70-130% for RDX at 135%, 2,6-dinitrotolune at 131% and 4-nitrotoluene at 132%.

No qualifications were made as there were no detected results reported for the bracketed field samples.

LCS Recovery

The nitroglycerin LCS from batch 2214028 recovered above control limits of 85-115% at 117% and in batch 2213033 at 116%. No qualifications were made as there were no detected nitroglycerin results associated with the field samples extracted in these batches.

Matrix Spike Recovery
A matrix spike and spike duplicate were not analyzed due to inadequate sample volume.

Nitroguanidine- 8330M
The following QC criteria were reviewed with acceptable results, except as noted below:

- Holding times, preservation, sample handling
- Initial Calibration criteria
- Retention time criteria
- LOD and MRL verification criteria
- ICV and CCV criteria
- The method blank and equipment blanks were free from contamination
- LCS/LCSD percent recoveries and RPD value criteria
- Matrix spike recovery criteria

The closing CCV analyzed 8/1/12 at 1527 did not recover as the vial was mistakenly not filled by the analyst with CCV standard. The MRL analyzed immediately after passed CCV criteria, so no qualification was made.

Nitrocellulose – WS-WC-0050
The following QC criteria were reviewed with acceptable results, except as noted below:

- Holding times, preservation, sample handling
- Sample preparation criteria
- Initial Calibration criteria
- ICV and CCV criteria
- The method and equipment blanks were free from contamination
- LOD and MRL verification criteria
- ICB and CCBs were free from contamination
- LCS/LCSD percent recoveries and RPD value criteria
- MS/MSD percent recoveries

No QC outliers were noted.

CASE NARRATIVE

Client: Environmental Quality Mgt., Inc.

Project: RVAAP (OH)

Report Number: 240-13518-1

With the exceptions noted as flags or footnotes, standard analytical protocols were followed in the analysis of the samples and no problems were encountered or anomalies observed. In addition all laboratory quality control samples were within established control limits, with any exceptions noted below. Each sample was analyzed to achieve the lowest possible reporting limit within the constraints of the method. In some cases, due to interference or analytes present at high concentrations, samples were diluted. For diluted samples, the reporting limits are adjusted relative to the dilution required.

The 8330 Explosives, Nitrocellulose as N, and UV/HPLC-SOP, Nitroguanidine analyses were performed at the TestAmerica West Sacramento Laboratory.

Calculations are performed before rounding to avoid round-off errors in calculated results.

All holding times were met and proper preservation noted for the methods performed on these samples, unless otherwise detailed in the individual sections below.

TestAmerica utilizes USEPA approved methods and DOD QSM, where applicable, in all analytical work. The samples presented in this report were analyzed for the parameter(s) listed on the analytical methods summary page in accordance with the method(s) indicated. A summary of QC data for these analyses is included at the back of the report.

TestAmerica North Canton attests to the validity of the laboratory data generated by TestAmerica facilities reported herein. All analyses performed by TestAmerica facilities were done using established laboratory SOPs that incorporate QA/QC procedures described in the applicable methods. TestAmerica's operations groups have reviewed the data for compliance with the laboratory QA/QC plan, and data have been found to be compliant with laboratory protocols unless otherwise noted below.

All solid sample results are reported on an "as received" basis unless otherwise indicated by the presence of a % solids value in the method header.

This laboratory report is confidential and is intended for the sole use of TestAmerica and its client.

All parameters for which TestAmerica North Canton has certification were evaluated to the limit of detection (LOD) and include qualified results where applicable. Parameters not certified under QSM, if any, were evaluated to the detection limit (DL) and include qualified results where applicable.

The sample(s) that contain constituents flagged with U are undetected. The result associated with this flag is the limit of detection (LOD).

RECEIPT

The samples were received on 07/26/2012; the samples arrived in good condition, properly preserved and on ice. The temperature of the coolers at receipt was 0.2, 0.2, 0.4, 0.8, 0.8, 1.1, 1.2, 1.4, 1.6, 1.6, 1.8, 1.9, 2.0, 2.2, 2.4, 2.4, 2.5, 2.6, 2.9, 3.0, 3.0, 3.1, 3.6, 3.8, 4.3 and 5.4 C.

VOLATILE ORGANIC COMPOUNDS (GC-MS)

Samples FWG TEAM #1-TRIP (240-13518-1), FWGLL3MW-242C-0116-GW (240-13518-2), FWGB12MW-013-0067-GW (240-13518-6), FWGLL3MW-245-0118-GW (240-13518-8), FWGLL3MW-DUP6-0144-GW (240-13518-10), FWGLL11MW-007C-0098-GW (240-13518-12), FWG TEAM 2 - TRIP (240-13518-14), FWGNTAMW-109C-0125-GW (240-13518-16), FWGNTAMW-119-0126-GW (240-13518-18), FWGFWGMW-003-0083-GW (240-13518-20), FWGFWGMW-015-0095-GW (240-13518-22), FWGFWGMW-016-0096-GW (240-13518-24), FWG TEAM 3 - TRIP (240-13518-26), FWGBKGMW-021C-0069-GW (240-13518-27), FWGFWGMW-002-0082-GW (240-13518-29), FWGFWGMW-001-0081-GW (240-13518-31), FWGLL6MW-009-0124-GW (240-13518-33), FWGLL6MW-008-0123-GW (240-13518-35), FWGFWGMW-005-0085-GW (240-13518-41), FWG TEAM 4 - TRIP (240-13518-43), FWGFWGMW-DUP4-0142-GW (240-13518-44), FWGFWGMW-009-0089-GW (240-13518-46), FWGFWGMW-008-0088-GW (240-13518-48), FWGFWGMW-013-0093-GW (240-13518-50), FWGFWGMW-004-0084-GW (240-13518-52) and FWGEQUIPRINSE3-0156-GW (240-13518-54) were analyzed for volatile organic compounds (GC-MS) in accordance with EPA SW-846 Method 8260B DoD. The samples were analyzed on 07/30/2012, 08/01/2012 and 08/02/2012.

Methylene Chloride was detected in method blank MB 240-52465/6 at a level that was above the method detection limit but below the reporting limit. The value should be considered an estimate, and has been flagged "J". If the associated sample reported a result above the MDL and/or RL, the result has been "B" flagged.

Methylene Chloride was detected in method blank MB 240-52841/6 at a level that was above the method detection limit but below the reporting limit. The value should be considered an estimate, and has been flagged "J". If the associated sample reported a result above the MDL and/or RL, the result has been "B" flagged.

Acetone was detected in method blank MB 240-52844/6 at a level that was above the method detection limit but below the reporting limit. The value should be considered an estimate, and has been flagged "J". If the associated sample reported a result above the MDL and/or RL, the result has been "B" flagged.

Methylene Chloride was detected in method blank MB 240-52945/6 at a level that was above the method detection limit but below the reporting limit. The value should be considered an estimate, and has been flagged "J". If the associated sample reported a result above the MDL and/or RL, the result has been "B" flagged.

cis-1,3-Dichloropropene and trans-1,3-Dichloropropene failed the recovery criteria high for MRL 240-52465/29.

cis-1,3-Dichloropropene, Methylene Chloride and trans-1,3-Dichloropropene failed the recovery criteria high for MRL 240-52465/3.

Acetone failed the recovery criteria low for MRL 240-52841/29. Bromomethane, Chloroethane and Methylene Chloride failed the recovery criteria high.

Chloroethane failed the recovery criteria low for MRL 240-52841/3. Methylene Chloride failed the recovery criteria high.

o-Xylene failed the recovery criteria low for MRL 240-52844/3. cis-1,3-Dichloropropene and trans-1,3-Dichloropropene failed the recovery criteria high.

Bromomethane, cis-1,3-Dichloropropene and trans-1,3-Dichloropropene failed the recovery criteria high for MRL 240-52844/53.

Chloromethane failed the recovery criteria low for MRL 240-52945/13. Chloroethane and Methylene Chloride failed the recovery criteria high.

Bromomethane, Chloroethane and Methylene Chloride failed the recovery criteria high for MRL 240-52945/4.

The continuing calibration verification (CCV) for Carbon Disulfide, Methylene Chloride, Dichlorobromomethane associated with batch 52465 recovered above the upper control limit. The samples associated with this CCV were non-detects for the affected analytes; therefore, the data have been reported.

The continuing calibration verification (CCV) for Bromomethane, Chloroethane, Acetone, Methylene Chloride associated with batch 52841 recovered above the upper control limit. The samples associated with this CCV were non-detects for the affected analytes; therefore, the data have been reported.

The initial calibration verification (ICV) for Bromomethane, Chloroethane associated with batch 52841 recovered above the upper control limit. The samples associated with this ICV were non-detects for the affected analytes; therefore, the data have been reported.

The initial calibration verification (ICV) for Bromomethane, Chloroethane associated with batch 52945 recovered above the upper control limit. The samples associated with this ICV were non-detects for the affected analytes; therefore, the data have been reported.

No other difficulties were encountered during the VOCs analyses. All other quality control parameters were within the acceptance limits.

CHLORINATED PESTICIDES

Samples FWGLL3MW-242C-0116-GW (240-13518-2), FWGB12MW-013-0067-GW (240-13518-6), FWGLL3MW-245-0118-GW (240-13518-8), FWGLL3MW-DUP6-0144-GW (240-13518-10), FWGLL11MW-007C-0098-GW (240-13518-12), FWGNTAMW-119-0126-GW (240-13518-18), FWGFWGMW-003-0083-GW (240-13518-20), FWGFWGMW-015-0095-GW (240-13518-22), FWGFWGMW-016-0096-GW (240-13518-24), FWGBKGMW-021C-0069-GW (240-13518-27), FWGFWGMW-002-0082-GW (240-13518-29), FWGFWGMW-001-0081-GW (240-13518-31), FWGLL6MW-009-0124-GW (240-13518-33), FWGLL6MW-008-0123-GW (240-13518-35), FWGFWGMW-005-0085-GW (240-13518-41), FWGFWGMW-DUP4-0142-GW (240-13518-44), FWGFWGMW-009-0089-GW (240-13518-46), FWGFWGMW-008-0088-GW (240-13518-48), FWGFWGMW-013-0093-GW (240-13518-50), FWGFWGMW-004-0084-GW (240-13518-52) and FWGEQUIPRINSE3-0156-GW (240-13518-54) were analyzed for chlorinated pesticides in accordance with EPA SW-846 Method 8081A DoD. The samples were prepared on 07/28/2012, 08/07/2012 and 08/08/2012 and analyzed on 08/03/2012, 08/10/2012 and 08/11/2012.

DCB Decachlorobiphenyl failed the surrogate recovery criteria high for FWGLL3MW-DUP6-0144-GW (240-13518-10), FWGFWGMW-015-0095-GW (240-13518-22), FWGFWGMW-005-0085-GW (240-13518-41), FWGFWGMW-008-0088-GW (240-13518-48), and FWGFWGMW-004-0084-GW (240-13518-52).

The opening Pesticide Performance Evaluation Mix (PEM) did not meet DDT breakdown criteria on the confirmation column. All data is reported from the primary column for the associated samples FWGEQUIPRINSE3-0156-GW (240-13518-54).

Surrogates for samples FWGFWGMW-005-0085-GW (240-13518-41), FWGFWGMW-008-0088-GW (240-13518-48) reported from the front. The surrogates for these samples fail low on the rear column but are confirmed on the front with passing CCV's.

The following samples were re-prepared outside of standard preparation holding time but within double the holding time limit because of low surrogates on the original extraction: FWGB12MW-013-0067-GW (240-13518-6), FWGFWGMW-001-0081-GW (240-13518-31), FWGFWGMW-002-0082-GW (240-13518-29), FWGFWGMW-003-0083-GW (240-13518-20), FWGFWGMW-004-0084-GW (240-13518-52), FWGFWGMW-009-0089-GW (240-13518-46), FWGFWGMW-015-0095-GW (240-13518-22), FWGLL6MW-008-0123-GW (240-13518-35), FWGLL6MW-009-0124-GW (240-13518-33). The re-extraction data passed criteria; therefore the re-extraction data have been reported

Surrogate recovery for the following sample(s) was outside control limits: FWGFWGMW-004-0084-GW (240-13518-52), FWGFWGMW-015-0095-GW (240-13518-22). Evidence of matrix interference confirmed by re-extraction.

Surrogate recovery for the following sample was outside the upper control limit on the primary column: FWGLL3MW-DUP6-0144-GW (240-13518-10). This sample did not contain any target analytes; therefore the data have been reported.

The opening minimum reporting limit (MRL) for analytical 53927 exceeded control criteria for DDD on the primary column. DDD was within control limits on the confirmation column and the associated samplesFWGB12MW-013-0067-GW (240-13518-6), FWGFWGMW-001-0081-GW (240-13518-31), FWGFWGMW-002-0082-GW (240-13518-29), FWGFWGMW-003-0083-GW (240-13518-20), FWGFWGMW-009-0089-GW (240-13518-46), FWGLL6MW-008-0123-GW (240-13518-35), FWGLL6MW-009-0124-GW (240-13518-33) were non-detects for the affected analyte; therefore the data have been reported.

The closing continuing calibration verification (CCV) associated with 53927 recovered Lindane above the upper control limit. The samples associated with this CCVFWGFWGMW-001-0081-GW (240-13518-31), FWGFWGMW-009-0089-GW (240-13518-46), FWGLL6MW-008-0123-GW (240-13518-35), FWGLL6MW-009-0124-GW (240-13518-33) were non-detects for the affected analytes; therefore, the data have been reported.

Surrogate recovery for the original extraction was outside control limits: FWGBKGMW-021C-0069-GW (240-13518-27), FWGFWGMW-013-0093-GW (240-13518-50), FWGFWGMW-016-0096-GW (240-13518-24), FWGFWGMW-DUP4-0142-GW (240-13518-44), FWGLL11MW-007C-0098-GW (240-13518-12), FWGLL3MW-242C-0116-GW (240-13518-2), FWGLL3MW-245-0118-GW (240-13518-8), FWGLL3MW-DUP6-0144-GW (240-13518-10), FWGNTAMW-119-0126-GW (240-13518-18). Re-extraction was performed outside of normal holding time but within double hold time limits with acceptable results. Only the re-extract data have been reported.

The closing continuing calibration verification (CCV) batch 54029 recovered above the upper control limit on the primary column. The samples associated with this CCV were non-detects for the affected analytes; therefore, the data have been reported.

The re-extract is being reported for these samples as the original extracts were associated with a LCS that had low surrogates. The LCS for these re-extracts passes both surrogates. FWGFWGMW-004-0084-GW (240-13518-52), FWGFWGMW-005-0085-GW (240-13518-41), FWGFWGMW-008-0088-GW (240-13518-48), FWGFWGMW-015-0095-GW (240-13518-22)

Insufficient sample volume was available to perform a matrix spike/matrix spike duplicate (MS/MSD) associated with batches 52377 and 53716. 3520C 8081_DoD

No other difficulties were encountered during the pesticides analyses. All other quality control parameters were within the acceptance limits.

POLYCHLORINATED BIPHENYLS (PCBS)

Samples FWGB12MW-013-0067-GW (240-13518-6), FWGLL3MW-245-0118-GW (240-13518-8), FWGLL3MW-DUP6-0144-GW (240-13518-10), FWGCBLMW-002C-0066-GW (240-13518-15), FWGNTAMW-109C-0125-GW (240-13518-16), FWGNTAMW-119-0126-GW (240-13518-18), FWGFWGMW-003-0083-GW (240-13518-20), FWGFWGMW-015-0095-GW (240-13518-22), FWGFWGMW-016-0096-GW (240-13518-24), FWGBKGMW-021C-0069-GW (240-13518-27), FWGFWGMW-002-0082-GW (240-13518-29), FWGFWGMW-001-0081-GW (240-13518-31), FWGLL6MW-009-0124-GW (240-13518-33), FWGLL6MW-008-0123-GW (240-13518-35), FWGFWGMW-005-0085-GW (240-13518-41), FWGFWGMW-DUP4-0142-GW (240-13518-44), FWGFWGMW-009-0089-GW (240-13518-46), FWGFWGMW-008-0088-GW (240-13518-48), FWGFWGMW-013-0093-GW (240-13518-50), FWGFWGMW-004-0084-GW (240-13518-52) and FWGEQUIPRINSE3-0156-GW (240-13518-54) were analyzed for polychlorinated biphenyls (PCBs) in accordance with EPA SW-846 Method 8082 DOD. The samples were prepared on 07/28/2012 and 08/07/2012 and analyzed on 08/01/2012, 08/02/2012 and 08/10/2012.

DCB Decachlorobiphenyl failed the surrogate recovery criteria low for FWGFWGMW-003-0083-GW (240-13518-20), FWGFWGMW-015-0095-GW (240-13518-22), FWGFWGMW-002-0082-GW (240-13518-29), FWGFWGMW-005-0085-GW

(240-13518-41), FWGFWGMW-009-0089-GW (240-13518-46), FWGFWGMW-008-0088-GW (240-13518-48), and FWGFWGMW-004-0084-GW (240-13518-52).

Surrogate recovery for the following samples was outside control limits: FWGFWGMW-002-0082-GW (240-13518-29), FWGFWGMW-003-0083-GW (240-13518-20), FWGFWGMW-004-0084-GW (240-13518-52), FWGFWGMW-005-0085-GW (240-13518-41), FWGFWGMW-008-0088-GW (240-13518-48), FWGFWGMW-009-0089-GW (240-13518-46), FWGFWGMW-015-0095-GW (240-13518-22). Re-extraction and/or re-analysis was performed with concurring results. The original analysis has been reported.

Surrogate recovery for the following samples was outside control limits: FWGB12MW-013-0067-GW (240-13518-6), FWGFWGMW-001-0081-GW (240-13518-31), FWGFWGMW-009-0089-GW (240-13518-46), FWGLL6MW-008-0123-GW (240-13518-35), FWGLL6MW-009-0124-GW (240-13518-33), FWGNTAMW-109C-0125-GW (240-13518-16). Re-extraction and/or re-analysis was performed outside of holding time with acceptable results. Only the re-extract data is reported.

Insufficient sample volume was available to perform a matrix spike/matrix spike duplicate (MS/MSD) associated with batches 52404 and 53522. 3520C 8082_DoD

No other difficulties were encountered during the PCBs analyses. All other quality control parameters were within the acceptance limits.

TOTAL RECOVERABLE METALS (ICP)

Samples FWGLL3MW-242C-0116-GF (240-13518-3), FWGB12MW-012C-0066-GF (240-13518-5), FWGB12MW-013-0067-GF (240-13518-7), FWGLL3MW-245-0118-GF (240-13518-9), FWGLL3MW-DUP6-0144-GF (240-13518-11), FWGLL11MW-007C-0098-GF (240-13518-13), FWGNTAMW-109C-0125-GF (240-13518-17), FWGNTAMW-119-0126-GF (240-13518-19), FWGFWGMW-003-0083-GF (240-13518-21), FWGFWGMW-015-0095-GF (240-13518-23), FWGFWGMW-016-0096-GF (240-13518-25), FWGBKGMW-021C-0069-GF (240-13518-28), FWGFWGMW-002-0082-GF (240-13518-30), FWGFWGMW-001-0081-GF (240-13518-32), FWGLL6MW-009-0124-GF (240-13518-34), FWGLL6MW-008-0123-GF (240-13518-36), FWGLL6MW-005C-0122-GF (240-13518-38), FWGLL6MW-002C-0121-GF (240-13518-40), FWGFWGMW-005-0085-GF (240-13518-42), FWGFWGMW-DUP4-0142-GF (240-13518-45), FWGFWGMW-009-0089-GF (240-13518-47), FWGFWGMW-008-0088-GF (240-13518-49), FWGFWGMW-013-0093-GF (240-13518-51), FWGFWGMW-004-0084-GF (240-13518-53) and FWGEQUIPRINSE3-0156-GW (240-13518-54) were analyzed for total recoverable metals (ICP) in accordance with EPA SW-846 Method 6010B DoD. The samples were prepared on 07/27/2012 and 07/30/2012 and analyzed on 08/07/2012, 08/10/2012 and 08/13/2012.

ICB, CCB, and ICSA samples are evaluated using the lowest LOD and DL criteria in LIMS. Using this criteria, an individual element may occasionally be flagged as out of control. If the element has a higher LOD or DL, the data is evaluated to the higher limit and determined to be acceptable.

Potassium was detected in method blank MB 240-52243/1-A at a level that was above the method detection limit but below the reporting limit. The value should be considered an estimate, and has been flagged "J". If the associated sample reported a result above the MDL and/or RL, the result has been "B" flagged.

Manganese and Nickel were detected in method blank MB 240-52451/1-A at levels that were above the method detection limit but below the reporting limit. The values should be considered estimates, and have been flagged "J". If the associated sample reported a result above the MDL and/or RL, the result has been "B" flagged.

Calcium failed the recovery criteria low for the MS of sample FWGLL6MW-008-0123-GFMS (240-13518-36) in batch 240-54118.

No other difficulties were encountered during the metals analyses. All other quality control parameters were within the acceptance limits.

TOTAL RECOVERABLE METALS (ICPMS)

Samples FWGLL3MW-242C-0116-GF (240-13518-3), FWGB12MW-012C-0066-GF (240-13518-5), FWGB12MW-013-0067-GF (240-13518-7), FWGLL3MW-245-0118-GF (240-13518-9), FWGLL3MW-DUP6-0144-GF (240-13518-11), FWGLL11MW-007C-0098-GF (240-13518-13), FWGNTAMW-109C-0125-GF (240-13518-17), FWGNTAMW-119-0126-GF (240-13518-19), FWGFWGMW-003-0083-GF (240-13518-21), FWGFWGMW-015-0095-GF (240-13518-23), FWGFWGMW-016-0096-GF (240-13518-25), FWGBKGMW-021C-0069-GF (240-13518-28), FWGFWGMW-002-0082-GF (240-13518-30), FWGFWGMW-001-0081-GF (240-13518-32), FWGLL6MW-009-0124-GF (240-13518-34), FWGLL6MW-008-0123-GF (240-13518-36), FWGLL6MW-005C-0122-GF (240-13518-38), FWGLL6MW-002C-0121-GF (240-13518-40), FWGFWGMW-005-0085-GF (240-13518-42), FWGFWGMW-DUP4-0142-GF (240-13518-45), FWGFWGMW-009-0089-GF (240-13518-47), FWGFWGMW-008-0088-GF (240-13518-49), FWGFWGMW-013-0093-GF (240-13518-51), FWGFWGMW-004-0084-GF (240-13518-53) and FWGEQUIPRINSE3-0156-GW (240-13518-54) were analyzed for total recoverable metals (ICPMS) in accordance with EPA SW-846 Method 6020 DoD. The samples were prepared on 07/27/2012 and 07/30/2012 and analyzed on 08/07/2012.

ICB, CCB, and ICSA samples are evaluated using the lowest LOD and DL criteria in LIMS. Using these criteria, an individual element may occasionally be flagged as out of control. If the element has a higher LOD or DL, the data is evaluated to the higher limit and

determined to be acceptable.

No difficulties were encountered during the metals analyses. All quality control parameters were within the acceptance limits.

TOTAL MERCURY - DOD

Samples FWGLL3MW-242C-0116-GF (240-13518-3), FWGB12MW-012C-0066-GF (240-13518-5), FWGB12MW-013-0067-GF (240-13518-7), FWGLL3MW-245-0118-GF (240-13518-9), FWGLL3MW-DUP6-0144-GF (240-13518-11), FWGLL11MW-007C-0098-GF (240-13518-13), FWGNTAMW-109C-0125-GF (240-13518-17), FWGNTAMW-119-0126-GF (240-13518-19), FWGFWGMW-003-0083-GF (240-13518-21), FWGFWGMW-015-0095-GF (240-13518-23), FWGFWGMW-016-0096-GF (240-13518-25), FWGBKGMW-021C-0069-GF (240-13518-28), FWGFWGMW-002-0082-GF (240-13518-30), FWGFWGMW-001-0081-GF (240-13518-32), FWGLL6MW-009-0124-GF (240-13518-34), FWGLL6MW-008-0123-GF (240-13518-36), FWGLL6MW-005C-0122-GF (240-13518-38), FWGLL6MW-002C-0121-GF (240-13518-40), FWGFWGMW-005-0085-GF (240-13518-42), FWGFWGMW-DUP4-0142-GF (240-13518-45), FWGFWGMW-009-0089-GF (240-13518-47), FWGFWGMW-008-0088-GF (240-13518-49), FWGFWGMW-013-0093-GF (240-13518-51), FWGFWGMW-004-0084-GF (240-13518-53) and FWGEQUIPRINSE3-0156-GW (240-13518-54) were analyzed for Total Mercury - DOD in accordance with EPA SW-846 Method 7470A. The samples were prepared on 07/27/2012 and 07/30/2012 and analyzed on 07/30/2012 and 07/31/2012.

No difficulties were encountered during the mercury analyses. All quality control parameters were within the acceptance limits.

TOTAL CYANIDE

Samples FWGB12MW-013-0067-GW (240-13518-6), FWGLL3MW-245-0118-GW (240-13518-8), FWGLL3MW-DUP6-0144-GW (240-13518-10), FWGNTAMW-119-0126-GW (240-13518-18), FWGFWGMW-003-0083-GW (240-13518-20), FWGFWGMW-015-0095-GW (240-13518-22), FWGFWGMW-016-0096-GW (240-13518-24), FWGFWGMW-002-0082-GW (240-13518-29), FWGFWGMW-001-0081-GW (240-13518-31), FWGLL6MW-009-0124-GW (240-13518-33), FWGLL6MW-008-0123-GW (240-13518-35), FWGFWGMW-005-0085-GW (240-13518-41), FWGFWGMW-DUP4-0142-GW (240-13518-44), FWGFWGMW-009-0089-GW (240-13518-46), FWGFWGMW-008-0088-GW (240-13518-48), FWGFWGMW-013-0093-GW (240-13518-50), FWGFWGMW-004-0084-GW (240-13518-52) and FWGEQUIPRINSE3-0156-GW (240-13518-54) were analyzed for total cyanide in accordance with EPA SW-846 Method 9012A. The samples were prepared and analyzed on 07/27/2012.

No difficulties were encountered during the cyanide analyses. All quality control parameters were within the acceptance limits.

TestAmerica West Sacramento Project Number G2G270492

General Comments

Manual integrations were performed only when necessary and are in compliance with the laboratory's standard operating procedure, Acceptable Manual Integration Practices, SOP No.: S-Q-004, including Addendum 1. Detailed information can be found in the Manual Integration Addendum section of this report.

WATER, 8330, Explosives

Sample(s): FWGLL3MW-242C-0116-GW, FWGB12MW-013-0067-GW, FWGLL3MW-245-0118-GW, FWGLL3MW-DUP6-0144-GW, FWGLL11MW-007C-0098-GW, FWGNTAMW-119-0126-GW, FWGFWGMW-003-0083-GW, FWGFWGMW-015-0095-GW, FWGFWGMW-016-0096-GW, FWGBKGMW-021C-0069-GW, FWGFWGMW-002-0082-GW, FWGFWGMW-001-0081-GW, FWGLL6MW-009-0124-GW, FWGLL6MW-008-0123-GW, FWGFWGMW-005-0085-GW, FWGFWGMW-DUP4-0142-GW, FWGFWGMW-009-0089-GW, FWGFWGMW-008-0088-GW, FWGFWGMW-013-0093-GW, FWGFWGMW-004-0084-GW, and FWGEQUIPRINSE3-0156-GW.
There was insufficient sample volume to prepare a matrix spike/matrix spike duplicate (MS/MSD) pair with these batches.

Sample(s): FWGFWGMW-003-0083-GW, FWGFWGMW-002-0082-GW, FWGFWGMW-008-0088-GW, and FWGEQUIPRINSE3-0156-GW.
These samples were filtered prior to extraction since they contained excessive sediment/particulates. A filtered blank was included with the batch.

Sample(s): FWGEQUIPRINSE3-0156-GW
The associated laboratory control sample has a high recovery for Nitroglycerin (117%). Since the associated sample result was "ND" for this analyte, no corrective action was performed. Note: The exceedence met the criteria for a marginal exceedance, per NELAC guidelines.

Sample(s): FWGEQUIPRINSE3-0156-GW
The following analytes had high percent difference values in the MRL standards:
LC10 - 8/1/12 - RDX (38%), Nitrobenzene (31%), & 3-Nitrotoluene (35%).
LC10 - 8/3/12 - 3-Nitrotoluene (33%).

LC10 - 8/5/12 - RDX (35%), 2,6-Dinitrotoluene (31%) & 4-Nitrotoluene (32%).
Since the MRL standard is at a level that is approximately 2X the method detection limit and the analytes were detected in the standard, no corrective action was performed.

Sample(s): FWGLL3MW-242C-0116-GW, FWGB12MW-013-0067-GW, FWGLL3MW-245-0118-GW, FWGLL3MW-DUP6-0144-GW, FWGLL11MW-007C-0098-GW, FWGNTAMW-119-0126-GW, FWGFWGMW-003-0083-GW, FWGFWGMW-015-0095-GW, FWGFWGMW-016-0096-GW, FWGBKGMW-021C-0069-GW, FWGFWGMW-002-0082-GW, FWGFWGMW-001-0081-GW, FWGLL6MW-009-0124-GW, FWGLL6MW-008-0123-GW, FWGFWGMW-005-0085-GW, FWGFWGMW-DUP4-0142-GW, FWGFWGMW-009-0089-GW, FWGFWGMW-008-0088-GW, FWGFWGMW-013-0093-GW, and FWGFWGMW-004-0084-GW.
The associated laboratory control sample (LCS) had a high recovery for Nitroglycerin. Since the associated sample results were all "ND" for this analyte, no corrective action was performed.

CASE NARRATIVE

Client: Environmental Quality Mgt., Inc.

Project: RVAAP (OH)

Report Number: 240-13518-2

With the exceptions noted as flags or footnotes, standard analytical protocols were followed in the analysis of the samples and no problems were encountered or anomalies observed. In addition all laboratory quality control samples were within established control limits, with any exceptions noted below. Each sample was analyzed to achieve the lowest possible reporting limit within the constraints of the method. In some cases, due to interference or analytes present at high concentrations, samples were diluted. For diluted samples, the reporting limits are adjusted relative to the dilution required.

Calculations are performed before rounding to avoid round-off errors in calculated results.

All holding times were met and proper preservation noted for the methods performed on these samples, unless otherwise detailed in the individual sections below.

TestAmerica utilizes USEPA approved methods and DOD QSM, where applicable, in all analytical work. The samples presented in this report were analyzed for the parameter(s) listed on the analytical methods summary page in accordance with the method(s) indicated.A summary of QC data for these analyses is included at the back of the report.

TestAmerica North Canton attests to the validity of the laboratory data generated by TestAmerica facilities reported herein. All analyses performed by TestAmerica facilities were done using established laboratory SOPs that incorporate QA/QC procedures described in the applicable methods. TestAmerica's operations groups have reviewed the data for compliance with the laboratory QA/QC plan, and data have been found to be compliant with laboratory protocols unless otherwise noted below.

All solid sample results are reported on an "as received" basis unless otherwise indicated by the presence of a % solids value in the method header.

This laboratory report is confidential and is intended for the sole use of TestAmerica and its client

All parameters for which TestAmerica North Canton has certification were evaluated to the limit of detection (LOD) and include qualified results where applicable. Parameters not certified under QSM, if any, were evaluated to the detection limit (DL) and include qualified results where applicable.

The sample(s) that contain constituents flagged with U are undetected. The result associated with this flag is the limit of detection (LOD).

RECEIPT

The samples were received on 07/26/2012; the samples arrived in good condition, properly preserved and on ice. The temperatures of the coolers at receipt were 0.2° C, 0.2° C, 0.4° C, 0.8° C, 0.8° C, 1.1° C, 1.2° C, 1.4° C, 1.6° C, 1.6° C, 1.8° C, 1.9° C, 2.0° C, 2.2° C, 2.4° C, 2.4° C, 2.5° C, 2.6° C, 2.9° C, 3.0° C, 3.0° C, 3.1° C, 3.6° C, 3.8° C, 4.3° C and 5.4° C.

SEMIVOLATILE ORGANIC COMPOUNDS (GC-MS)

Samples FWGLL3MW-242C-0116-GW (240-13518-2), FWGB12MW-012C-0066-GW (240-13518-4), FWGB12MW-013-0067-GW (240-13518-6), FWGLL3MW-245-0118-GW (240-13518-8), FWGLL3MW-DUP6-0144-GW (240-13518-10), FWGLL11MW-007C-0098-GW (240-13518-12), FWGCBLMW-002C-0066-GW (240-13518-15), FWGNTAMW-109C-0125-GW (240-13518-16), FWGNTAMW-119-0126-GW (240-13518-18), FWGFWGMW-003-0083-GW (240-13518-20), FWGFWGMW-015-0095-GW (240-13518-22), FWGFWGMW-016-0096-GW (240-13518-24), FWGBKGMW-021C-0069-GW (240-13518-27), FWGFWGMW-002-0082-GW (240-13518-29), FWGFWGMW-001-0081-GW (240-13518-31), FWGLL6MW-009-0124-GW (240-13518-33), FWGLL6MW-008-0123-GW (240-13518-35), FWGLL6MW-005C-0122-GW (240-13518-37), FWGLL6MW-002C-0121-GW (240-13518-39), FWGFWGMW-005-0085-GW (240-13518-41), FWGFWGMW-DUP4-0142-GW (240-13518-44), FWGFWGMW-009-0089-GW (240-13518-46), FWGFWGMW-008-0088-GW (240-13518-48), FWGFWGMW-013-0093-GW (240-13518-50), FWGFWGMW-004-0084-GW (240-13518-52) and FWGEQUIPRINSE3-0156-GW (240-13518-54) were analyzed for semivolatile organic compounds (GC-MS)in accordance with EPA SW-846 Method 8270C. The samples were prepared on 07/27/2012 and 07/30/2012 and analyzed on 08/23/2012 and 08/27/2012.

Surrogates are added during the extraction process prior to dilution. When the sample is diluted, surrogate recoveries are diluted out and no corrective action is required.

Terphenyl-d14 (Surr) failed the surrogate recovery criteria low for FWGFWGMW-005-0085-GW (240-13518-41) and 2-Fluorobiphenyl (Surr) failed the surrogate recovery criteria low for FWGEQUIPRINSE3-0156-GW (240-13518-54). Due to the length of time elapsed since sampling no corrective action was initiated. Results have been flagged.

Insufficient sample volume was available to perform a matrix spike/matrix spike duplicate (MS/MSD) associated with batch 52283 and batch 52486.

No other difficulties were encountered during the SVOCs analyses. All other quality control parameters were within the acceptance limits.

SAMPLE SUMMARY

Client: Environmental Quality Mgt., Inc. Job Number: 240-13518-1

Lab Sample ID	Client Sample ID	Client Matrix	Date/Time Sampled	Date/Time Received
240-13518-1	FWG TEAM #1-TRIP	Water	07/25/2012 0800	07/26/2012 0800
240-13518-2	FWGLL3MW-242C-0116-GW	Water	07/25/2012 0930	07/26/2012 0800
240-13518-3	FWGLL3MW-242C-0116-GF	Water	07/25/2012 0930	07/26/2012 0800
240-13518-5	FWGB12MW-012C-0066-GF	Water	07/25/2012 1045	07/26/2012 0800
240-13518-6	FWGB12MW-013-0067-GW	Water	07/25/2012 1130	07/26/2012 0800
240-13518-7	FWGB12MW-013-0067-GF	Water	07/25/2012 1130	07/26/2012 0800
240-13518-8	FWGLL3MW-245-0118-GW	Water	07/25/2012 1320	07/26/2012 0800
240-13518-9	FWGLL3MW-245-0118-GF	Water	07/25/2012 1320	07/26/2012 0800
240-13518-10	FWGLL3MW-DUP6-0144-GW	Water	07/25/2012 1420	07/26/2012 0800
240-13518-11	FWGLL3MW-DUP6-0144-GF	Water	07/25/2012 1420	07/26/2012 0800
240-13518-12	FWGLL11MW-007C-0098-GW	Water	07/25/2012 1700	07/26/2012 0800
240-13518-13	FWGLL11MW-007C-0098-GF	Water	07/25/2012 1700	07/26/2012 0800
240-13518-14	FWG TEAM 2 - TRIP	Water	07/25/2012 0800	07/26/2012 0800
240-13518-15	FWGCBLMW-002C-0066-GW	Water	07/25/2012 0938	07/26/2012 0800
240-13518-16	FWGNTAMW-109C-0125-GW	Water	07/25/2012 1008	07/26/2012 0800
240-13518-17	FWGNTAMW-109C-0125-GF	Water	07/25/2012 1008	07/26/2012 0800
240-13518-18	FWGNTAMW-119-0126-GW	Water	07/25/2012 1042	07/26/2012 0800
240-13518-19	FWGNTAMW-119-0126-GF	Water	07/25/2012 1042	07/26/2012 0800
240-13518-20	FWGFWGMW-003-0083-GW	Water	07/25/2012 1212	07/26/2012 0800
240-13518-21	FWGFWGMW-003-0083-GF	Water	07/25/2012 1212	07/26/2012 0800
240-13518-22	FWGFWGMW-015-0095-GW	Water	07/25/2012 1418	07/26/2012 0800
240-13518-23	FWGFWGMW-015-0095-GF	Water	07/25/2012 1418	07/26/2012 0800
240-13518-24	FWGFWGMW-016-0096-GW	Water	07/25/2012 1534	07/26/2012 0800
240-13518-25	FWGFWGMW-016-0096-GF	Water	07/25/2012 1534	07/26/2012 0800
240-13518-26	FWG TEAM 3 - TRIP	Water	07/25/2012 0800	07/26/2012 0800
240-13518-27	FWGBKGMW-021C-0069-GW	Water	07/25/2012 0923	07/26/2012 0800
240-13518-28	FWGBKGMW-021C-0069-GF	Water	07/25/2012 0923	07/26/2012 0800
240-13518-29	FWGFWGMW-002-0082-GW	Water	07/25/2012 1029	07/26/2012 0800
240-13518-30	FWGFWGMW-002-0082-GF	Water	07/25/2012 1029	07/26/2012 0800
240-13518-31	FWGFWGMW-001-0081-GW	Water	07/25/2012 1203	07/26/2012 0800
240-13518-32	FWGFWGMW-001-0081-GF	Water	07/25/2012 1203	07/26/2012 0800
240-13518-33	FWGLL6MW-009-0124-GW	Water	07/25/2012 1419	07/26/2012 0800
240-13518-34	FWGLL6MW-009-0124-GF	Water	07/25/2012 1419	07/26/2012 0800
240-13518-35	FWGLL6MW-008-0123-GW	Water	07/25/2012 1519	07/26/2012 0800
240-13518-36	FWGLL6MW-008-0123-GF	Water	07/25/2012 1519	07/26/2012 0800
240-13518-38	FWGLL6MW-005C-0122-GF	Water	07/25/2012 1633	07/26/2012 0800
240-13518-40	FWGLL6MW-002C-0121-GF	Water	07/25/2012 1733	07/26/2012 0800
240-13518-41	FWGFWGMW-005-0085-GW	Water	07/25/2012 0937	07/26/2012 0800
240-13518-42	FWGFWGMW-005-0085-GF	Water	07/25/2012 0937	07/26/2012 0800
240-13518-43	FWG TEAM 4 - TRIP	Water	07/25/2012 0800	07/26/2012 0800
240-13518-44	FWGFWGMW-DUP4-0142-GW	Water	07/25/2012 1037	07/26/2012 0800
240-13518-45	FWGFWGMW-DUP4-0142-GF	Water	07/25/2012 1037	07/26/2012 0800
240-13518-46	FWGFWGMW-009-0089-GW	Water	07/25/2012 1141	07/26/2012 0800
240-13518-47	FWGFWGMW-009-0089-GF	Water	07/25/2012 1141	07/26/2012 0800
240-13518-48	FWGFWGMW-008-0088-GW	Water	07/25/2012 1301	07/26/2012 0800
240-13518-49	FWGFWGMW-008-0088-GF	Water	07/25/2012 1301	07/26/2012 0800
240-13518-50	FWGFWGMW-013-0093-GW	Water	07/25/2012 1457	07/26/2012 0800
240-13518-51	FWGFWGMW-013-0093-GF	Water	07/25/2012 1457	07/26/2012 0800
240-13518-52	FWGFWGMW-004-0084-GW	Water	07/25/2012 1621	07/26/2012 0800
240-13518-53	FWGFWGMW-004-0084-GF	Water	07/25/2012 1621	07/26/2012 0800
240-13518-54	FWGEQUIPRINSE3-0156-GW	Water	07/25/2012 1717	07/26/2012 0800

Sample Summary

TestAmerica West Sacramento Project Number G2G270492

WO#	Sample #	Client Sample ID	Sampling Date	Received Date
MVVQN	1	FWGLL3MW-24C-0116-GW	7/25/2012 09:30 AM	7/27/2012 09:15 AM
MVVQP	2	FWGB12MW-013-0067-GW	7/25/2012 11:30 AM	7/27/2012 09:15 AM
MVVQQ	3	FWGLL3MW-245-0118-GW	7/25/2012 01:20 PM	7/27/2012 09:15 AM
MVVQR	4	FWGLL3MW-DUP6-0144-GW	7/25/2012 02:20 PM	7/27/2012 09:15 AM
MVVQT	5	FWGLL11MW-007C-0098-GW	7/25/2012 05:00 PM	7/27/2012 09:15 AM
MVVQV	6	FWGNTAMW-119-0126-GW	7/25/2012 10:42 AM	7/27/2012 09:15 AM
MVVQW	7	FWGFWGMW-003-0083-GW	7/25/2012 12:12 PM	7/27/2012 09:15 AM
MVVQX	8	FWGFWGMW-015-0095-GW	7/25/2012 02:18 PM	7/27/2012 09:15 AM
MVVQ0	9	FWGFWGMW-016-0096-GW	7/25/2012 03:34 PM	7/27/2012 09:15 AM
MVVQ1	10	FWGBKGMW-021C-0069-GW	7/25/2012 09:23 AM	7/27/2012 09:15 AM
MVVQ2	11	FWGFWGMW-002-0082-GW	7/25/2012 10:29 AM	7/27/2012 09:15 AM
MVVQ3	12	FWGFWGMW-001-0081-GW	7/25/2012 12:03 PM	7/27/2012 09:15 AM
MVVQ4	13	FWGLL6MW-009-0124-GW	7/25/2012 02:19 PM	7/27/2012 09:15 AM
MVVQ5	14	FWGLL6MW-008-0123-GW	7/25/2012 03:19 PM	7/27/2012 09:15 AM
MVVQ6	15	FWGFWGMW-005-0085-GW	7/25/2012 09:37 AM	7/27/2012 09:15 AM
MVVQ7	16	FWGFWGMW-DUP4-0142-GW	7/25/2012 10:37 AM	7/27/2012 09:15 AM
MVVQ8	17	FWGFWGMW-009-0089-GW	7/25/2012 11:41 AM	7/27/2012 09:15 AM
MVVQ9	18	FWGFWGMW-008-0088-GW	7/25/2012 01:01 PM	7/27/2012 09:15 AM
MVVRA	19	FWGFWGMW-013-0093-GW	7/25/2012 02:57 PM	7/27/2012 09:15 AM
MVVRC	20	FWGFWGMW-004-0084-GW	7/25/2012 04:21 PM	7/27/2012 09:15 AM
MVVRD	21	FWGEQUIPRINSE3-0156-GW	7/25/2012 05:17 PM	7/27/2012 09:15 AM

Notes(s):

- The analytical results of the samples listed above are presented on the following pages.
- All calculations are performed before rounding to avoid round-off errors in calculated results.
- Results noted as "ND" were not detected at or above the stated limit.
- This report must not be reproduced, except in full, without the written approval of the laboratory.
- Results for the following parameters are never reported on a dry weight basis: color, corrosivity, density, flashpoint, ignitability, layers, odor, paint filter test, pH, porosity, pressure, reactivity, redox potential, specific gravity, spot tests, solids, solubility, temperature, viscosity, and weight.

SAMPLE SUMMARY

Client: Environmental Quality Mgt., Inc. Job Number: 240-13518-2

Lab Sample ID	Client Sample ID	Client Matrix	Date/Time Sampled	Date/Time Received
240-13518-2	FWGLL3MW-242C-0116-GW	Water	07/25/2012 0930	07/26/2012 0800
240-13518-4	FWGB12MW-012C-0066-GW	Water	07/25/2012 1045	07/26/2012 0800
240-13518-6	FWGB12MW-013-0067-GW	Water	07/25/2012 1130	07/26/2012 0800
240-13518-8	FWGLL3MW-245-0118-GW	Water	07/25/2012 1320	07/26/2012 0800
240-13518-10	FWGLL3MW-DUP6-0144-GW	Water	07/25/2012 1420	07/26/2012 0800
240-13518-12	FWGLL11MW-007C-0098-GW	Water	07/25/2012 1700	07/26/2012 0800
240-13518-15	FWGCBLMW-002C-0066-GW	Water	07/25/2012 0938	07/26/2012 0800
240-13518-16	FWGNTAMW-109C-0125-GW	Water	07/25/2012 1008	07/26/2012 0800
240-13518-18	FWGNTAMW-119-0126-GW	Water	07/25/2012 1042	07/26/2012 0800
240-13518-20	FWGFWGMW-003-0083-GW	Water	07/25/2012 1212	07/26/2012 0800
240-13518-22	FWGFWGMW-015-0095-GW	Water	07/25/2012 1418	07/26/2012 0800
240-13518-24	FWGFWGMW-016-0096-GW	Water	07/25/2012 1534	07/26/2012 0800
240-13518-27	FWGBKGMW-021C-0069-GW	Water	07/25/2012 0923	07/26/2012 0800
240-13518-29	FWGFWGMW-002-0082-GW	Water	07/25/2012 1029	07/26/2012 0800
240-13518-31	FWGFWGMW-001-0081-GW	Water	07/25/2012 1203	07/26/2012 0800
240-13518-33	FWGLL6MW-009-0124-GW	Water	07/25/2012 1419	07/26/2012 0800
240-13518-35	FWGLL6MW-008-0123-GW	Water	07/25/2012 1519	07/26/2012 0800
240-13518-37	FWGLL6MW-005C-0122-GW	Water	07/25/2012 1633	07/26/2012 0800
240-13518-39	FWGLL6MW-002C-0121-GW	Water	07/25/2012 1733	07/26/2012 0800
240-13518-41	FWGFWGMW-005-0085-GW	Water	07/25/2012 0937	07/26/2012 0800
240-13518-44	FWGFWGMW-DUP4-0142-GW	Water	07/25/2012 1037	07/26/2012 0800
240-13518-46	FWGFWGMW-009-0089-GW	Water	07/25/2012 1141	07/26/2012 0800
240-13518-48	FWGFWGMW-008-0088-GW	Water	07/25/2012 1301	07/26/2012 0800
240-13518-50	FWGFWGMW-013-0093-GW	Water	07/25/2012 1457	07/26/2012 0800
240-13518-52	FWGFWGMW-004-0084-GW	Water	07/25/2012 1621	07/26/2012 0800
240-13518-54	FWGEQUIPRINSE3-0156-GW	Water	07/25/2012 1717	07/26/2012 0800

METHOD SUMMARY

Client: Environmental Quality Mgt., Inc. Job Number: 240-13518-1

Description	Lab Location	Method	Preparation Method
Matrix Water			
Volatile Organic Compounds (GC/MS)	TAL NC	SW846 8260B/DoD	
Purge and Trap	TAL NC		SW846 5030B
Organochlorine Pesticides (GC)	TAL NC	SW846 8081/DOD	
Liquid-Liquid Extraction (Continuous)	TAL NC		SW846 3520C
Polychlorinated Biphenyls (PCBs) by Gas Chromatography	TAL NC	SW846 8082/DOD	
Liquid-Liquid Extraction (Continuous)	TAL NC		SW846 3520C
Metals (ICP)	TAL NC	SW846 6010B/DOD	
Preparation, Total Recoverable or Dissolved Metals	TAL NC		SW846 3005A
Metals (ICP/MS)	TAL NC	SW846 6020/DOD	
Preparation, Total Recoverable or Dissolved Metals	TAL NC		SW846 3005A
Mercury (CVAA)	TAL NC	SW846 7470A/DOD	
Preparation, Mercury	TAL NC		SW846 7470A
Cyanide, Total and/or Amenable	TAL NC	SW846 9012A	
Cyanide, Total and/or Amenable, Distillation	TAL NC		SW846 9012A
General Sub Contract Method	TAL WSC	Subcontract	

Lab References:

TAL NC = TestAmerica Canton

TAL WSC = TestAmerica West Sacramento

Method References:

SW846 = "Test Methods For Evaluating Solid Waste, Physical/Chemical Methods", Third Edition, November 1986 And Its Updates.

ANALYTICAL METHODS SUMMARY

G2G270492

PARAMETER	ANALYTICAL METHOD
Nitroaromatics and Nitramines by HPLC	SW846 8330/8330A
Nitrocellulose as N, WS-WC-0050 (Colorimetric)	TAL-SOP WS-WC-0050
Organics by UV/HPLC	SW846 8330 (Modified)

References:

SW846 "Test Methods for Evaluating Solid Waste, Physical/Chemical Methods", Third Edition, November 1986 and its updates.

TAL-SOP TESTAMERICA LABORATORIES INC., LABORATORY STANDARD OPERATING PROCEDURE

METHOD SUMMARY

Client: Environmental Quality Mgt., Inc. Job Number: 240-13518-2

Description	Lab Location	Method	Preparation Method
Matrix: Water			
Semivolatile Organic Compounds (GC/MS)	TAL NC	SW846 8270C/DoD	
Liquid-Liquid Extraction (Continuous)	TAL NC		SW846 3520C

Lab References:

TAL NC = TestAmerica Canton

Method References:

SW846 = "Test Methods For Evaluating Solid Waste, Physical/Chemical Methods", Third Edition, November 1986 And Its Updates.

Chain of Custody Record

TestAmerica

THE LEADER IN ENVIRONMENTAL TESTING

TestAmerica Laboratory location: North Canton, OH

Regulatory program: ☐ DW ☐ NPDES ☐ RCRA ☒ Other

TestAmerica Laboratories, Inc.

Client Contact				
Company Name: EQM	Client Project Manager: JOHN MILLER	Site Contact: ERIK COLBIN	Lab Contact: MARK LOEB	COC No: 043218
Address: 1300 CAHILLON BLVD	Telephone: (513) 825-7500 / FAX 7895	Telephone: SAME	Telephone: (330) 497-9396	1 of 2 COCs
City/State/Zip: CINCINNATI, OH 45240	Email: ECOBIN@EQM.COM	Analysis Turnaround Time (In BUS days)	Analyses	For lab use only
Phone: (513) 825-7500		TAT if different from below ☒ 3 weeks ☐ 2 weeks ☐ 1 week ☐ 2 days ☐ 1 day (For SOW)		Walk-in client ☐ Lab pickup ☐ Lab sampling ☐
Project Name: RVAAP GG (OH)	Method of Shipment/Carrier: LAB PICKUP			Job/SDG No.:
Project Number: 030174.0016.001.09.01	Shipping/Tracking No: N/A			
PO#				Sample Specific Notes / Special Instructions: COOLER 15

Sample Identification	Sample Date	Sample Time	Matrix: Air	Aqueous	Sediment	Solid	Other:	Containers & Preservatives: H2SO4	HNO3	HCl	NaOH	ZnAc/NaOH	Unpres	Other:	Filtered Sample (Y/N)	Composite C / Grab G	VOC 4	SVOC 4	RSK 8081	PCB 8082	EXPLO 8330	PERCHLORATE 6850	CYANIDE 9012	METALS 6010/6020 7470	SVOC 1+3	SVOC 4	
EWG TRIP BLANK #1 - TRIP	7/25/12	0800		X						2					N	G	X										C111
EWG LL3 MW-242C-0116-GW	7/25/12	0930		X						3			7		N	G	X	X	X		X	X		X			313
EWG LL3 MW-242C-0116-GP	7/25/12	0930		X					1						Y	G								X			313
EWG B12 MW-012C-0066-GW	7/25/12	1045		X									2		N	G									X		C111
EWG B12 MW-012C-0066-GP	7/25/12	1045		X					1						Y	G								X			C111
EWG B12 MW-013-0067-GW	7/25/12	1130		X						3	1		9		N	G	X		X	X	X	X	X			X	A120
EWG B12 MW-013-0067-GP	7/25/12	1130		X					1						Y	G								X			A120
EWG LL3 MW-245-0118-GW	7/25/12	1320		X						3	1		9		N	G	X		X	X	X	X	X			X	B81
EWG LL3 MW-245-0118-GP	7/25/12	1320		X					1						Y	G								X			B81
EWG LL3 MW-DUP6-0144-GW	7/25/12	1420		X						3	1		9		N	G	X		X	X	X	X	X			X	MARLEY

Possible Hazard Identification: ☒ Non-Hazard ☐ Flammable ☐ Skin Irritant ☐ Poison B ☐ Unknown

Sample Disposal (A fee may be assessed if samples are retained longer than 1 month): ☐ Return to Client ☒ Disposal By Lab ☐ Archive For _____ Months

Special Instructions/QC Requirements & Comments:

ALL METALS WERE FIELD FILTERED

ALL VOAs IN COOLER C111

ITEMS MAY NOT MEET REQUIREMENTS IF SAMPLE COLLECTION IS CLOSE TO LAB PICKUP TIME

Relinquished by:	Company:	Date/Time:	Received by:	Company:	Date/Time:
[signature]	EQM	7/25/12 1830	[signature]	TAL-NC	7-25-12 2030
[signature]	TAL-NC	7-25-12 2010			
Relinquished by:	Company:	Date/Time:	Received in Laboratory by:	Company:	Date/Time:
			[signature]	TAL	7/26/12 800

Page 4801 of 4812

©2008 TestAmerica Laboratories, Inc. All rights reserved
TestAmerica & Design ™ are trademarks of TestAmerica Laboratories, Inc.

Chain of Custody Record

TestAmerica

THE LEADER IN ENVIRONMENTAL TESTING

TestAmerica Laboratory location: North Canton, OH

Regulatory program: ☐ DW ☐ NPDES ☐ RCRA ☒ Other

TestAmerica Laboratories, Inc.

Client Contact				
Company Name: EQM	Client Project Manager: John Miller	Site Contact: Erik Corbin	Lab Contact: Mark Loeb	COC No: 043219
Address: 1800 Carillon Blvd	Telephone: (513) 825-7500 / FAX 7495	Telephone: Same	Telephone: (330) 497-9396	2 of 2 COCs
City/State/Zip: Cincinnati, OH 45240	Email: ECorbin@EQM.com	Analysis Turnaround Time (in BUS days)	Analyses	For lab use only
Phone: (513) 825-7500		TAT if different from below ____ ☒ 3 weeks ☐ 2 weeks ☐ 1 week ☐ 2 days ☐ 1 day (PER SOW)		Walk-in client ☐ Lab pickup ☐ Lab sampling ☐
Project Name: PVAAP (60) OH	Method of Shipment/Carrier: Lab Pickup			Job/SDG No:
Project Number: 030174.0016.001.09.01	Shipping/Tracking No: N/A			
PO#				Sample Specific Notes / Special Instructions: Cooler ID

Sample Identification	Sample Date	Sample Time	Matrix: Air	Aqueous	Sediment	Solid	Other	Containers & Preservatives: H2SO4	HNO3	HCl	NaOH	ZnAc/NaOH	Unpres	Other	Filtered Sample (Y/N)	Composite=C / Grab=G	VOC	SVOC	Pest 8081	PCB 8082	Explo 8330	Perchlorate	Cyanide 9012	Metals 6010/6020	Sample Specific Notes / Special Instructions: Cooler ID
FWGLL3MW-0130-0144-GP	7/25/12	1420		X					1						Y	G								X	Marley
FWGLL11MW-007C-0098-GW	7/25/12	1700		X						3			7				Y	X	X		X	X			E21
FWGLL11MW-007C-0098-GP	7/25/12	1700		X					1															X	E21

EC 7/25/12

Possible Hazard Identification: ☒ Non-Hazard ☐ Flammable ☐ Skin Irritant ☐ Poison B ☐ Unknown

Sample Disposal (A fee may be assessed if samples are retained longer than 1 month): ☐ Return to Client ☒ Disposal By Lab ☐ Archive For ____ Months

Special Instructions/QC Requirements & Comments:

ALL METALS WERE FIELD FILTERED

ALL VOAS IN COOLER C111

TEMPS MAY NOT MEET REQUIREMENTS IF SAMPLE COLLECTION IS CLOSE TO LAB PICKUP TIME

Relinquished by:	Company:	Date/Time:	Received by:	Company:	Date/Time:
[signature]	EQM	7/25/12 1830	[signature]	TAL-NC	7-25-12 1830
[signature]	TAL-NC	7-25-12 2010			
Relinquished by:	Company:	Date/Time:	Received in Laboratory by:	Company:	Date/Time:
			[signature]	TAL	7/26/12 800

Page 4802 of 4812

©2005 TestAmerica Laboratories, Inc. All rights reserved.
TestAmerica & Design ™ are trademarks of TestAmerica Laboratories, Inc.

Chain of Custody Record

TestAmerica Laboratory location: North Canton

Regulatory program: ☐ DW ☐ NPDES ☐ RCRA ☐ Other

TestAmerica
THE LEADER IN ENVIRONMENTAL TESTING

TestAmerica Laboratories, Inc.

Client Contact				
Company Name: EQM	Client Project Manager: John Miller	Site Contact: M. Erik Corbin	Lab Contact: Mark Loeb	COC No: 043213
Address: 1800 Common Blvd	Telephone: 825 7500	Telephone: fax 7495	Telephone: 330 497 9396	1 of 2 COCs pg 2 coc# ca1072512
City/State/Zip: Cincinnati OH 45240	Email: ecorbin@eqm.com	Analysis Turnaround Time (in BUS days)	Analyses	For lab use only
Phone: 5138257500 fax 7495		TAT if different from below: per SOW ☒ 3 weeks ☐ 2 weeks ☐ 1 week ☐ 2 days ☐ 1 day		Walk-in client ☐ Lab pickup ☐ Lab sampling ☐
Project Name: RVAAP-66	Method of Shipment/Carrier: Lab pick up			Job/SDG No:
Project Number: 30174.0016.001	Shipping/Tracking No:			
PO#				

Sample Identification	Sample Date	Sample Time	Matrix: Air	Aqueous	Sediment	Solid	Other	Containers & Preservatives: HZSO4	HNO3	HCl	NaOH	ZnAc/NaOH	Unpres	Other:	Filtered Sample (Y/N)	Composite=C / Grab=G	VOC 8260	SVOC 8270	PCB 8081	Pest 8082	Explo 8330	Propellants	Cyanide 9012	SVOC 8270	Metals 6010/6020	Sample Specific Notes / Special Instructions:
FWG Team2 - Trip	7/25/12	0800								2							X									
FWG CBLmw-002C-0066GW		0935											4					X	X							S1
FWGNTAmw-109C-0125-GW		1008								3			4				X	X	X							JM1
FWGNTAmw-109C-0125-GF		1							1																X	JM1
FWGNTAmw-119C-0126-GW		1042								3	1		9				X		X	X	X	X	X	X		RV1
FWGNTAmw-119-0126-GF		1							1																X	RV1
FWGFWGmw-003-0083-GW		1212								3	1		9				X		X	X	X	X	X	X		L477
FWGFWGmw-003-0083-GF		1							1																X	L477
FWGFWGmw-015-0095-GW		1418								3	1		9				X		X	X	X	X	X	X		AD12
FWGFWGmw-015-0095-GF	↓	1							1																X	AD12

Page 4803 of 4812

Possible Hazard Identification: ☒ Non-Hazard ☐ Flammable ☐ Skin Irritant ☐ Poison B ☐ Unknown

Sample Disposal (A fee may be assessed if samples are retained longer than 1 month): ☐ Return to Client ☒ Disposal By Lab ☐ Archive For _____ Months

Special Instructions/QC Requirements & Comments:

All VOAs in cooler id# _____

Temps may not meet requirements if sample collection is close to lab pick up time.

Relinquished by:	Company:	Date/Time:	Received by:	Company:	Date/Time:
Erik Corbin	EQ	7/25/12 1830		TALXIC	7-25-12 1830
Relinquished by:	Company:	Date/Time:	Received by:	Company:	Date/Time:
	TAL-XIC	7-25-12 2010			
Relinquished by:	Company:	Date/Time:	Received in Laboratory by:	Company:	Date/Time:
				TAL	7/26/12 800

©2006 TestAmerica Laboratories, Inc. All rights reserved
TestAmerica & Design ™ are trademarks of TestAmerica Laboratories, Inc.

Chain of Custody Record

TestAmerica
THE LEADER IN ENVIRONMENTAL TESTING

TestAmerica Laboratory location: N. Canton
Regulatory program: ☐ DW ☐ NPDES ☐ RCRA ☐ Other

TestAmerica Laboratories, Inc.

Client Contact				
Company Name: EQM	Client Project Manager: John Miller	Site Contact: Erik Corbin	Lab Contact: Mark Loeb	COC No: CA0225 12
Address: 1800 Carillon Blvd	Telephone: 513 8257500	Telephone: fax 7495	Telephone: 330	2 of 2 COCs
City/State/Zip: Cincinnati Oh 45240	Email: ecorbin@eqm.com			PA COC# 043213
Phone: 513 8257500				
Project Name: RVAAP 66	Method of Shipment/Carrier: Labpickup			
Project Number: 30174.0016	Shipping/Tracking No:			
PO #				

Analysis Turnaround Time (in BUS days): per SDN
TAT if different from below ____
☒ 3 weeks ☐ 2 weeks ☐ 1 week ☐ 2 days ☐ 1 day

For laboratory use only: Walk-in Client ☐ Lab pickup ☐ Lab sampling ☐ Job SDG No.

Analyses

Sample Identification	Sample Date	Sample Time	Air	Aqueous	Sediment	Solid	Other:	H2SO4	HNO3	HCl	NaOH	ZnAc/NaOH	Unpres	Other:	Filtered Sample (Y/N)	Composite C/Grab G	VOC 8260	SVOC 4	Pest	PCB	OXPLO 8330	Propellants	Cyanide 9012			Metals 6010 6020 7470	Sample Specific Notes / Special Instructions: Cooler TP
FWG FWG mw-016-0096-GW	7/25/12	1534		X													X	X	X	X	X	X	X				TS17
FWGFWGmw-016-0096-GF		1		X																						X	TS17
~~FWG DETmw-004C-0078-GF~~		1652		X																						X	
																							X				

Possible Hazard Identification: ☒ Non-Hazard ☐ Flammable ☐ Skin Irritant ☐ Poison B ☐ Unknown

Sample Disposal (A fee may be assessed if samples are retained longer than 1 month): ☐ Return to Client ☒ Disposal By Lab ☐ Archive For ____ Months

Special Instructions/QC Requirements & Comments:
temps may not be within requirements if sample collection close to lab pickup. All VOAs in Cooler

Relinquished by:	Company:	Date/Time:	Received by:	Company:	Date/Time:
Erik Corbin	EQ	7/25/12 1830	[signature]	TAL-NIC	7-25-12-1830
[signature]	TAL-NIC	7-25-12-2010			
			Received in Laboratory by: [signature]	TAL	7/25/12 800

©2008, TestAmerica Laboratories, Inc. All rights reserved.
TestAmerica & Design ™ are trademarks of TestAmerica Laboratories, Inc.

TAL-0018 (1008)

page 2 COC# 043204

TestAmerica
THE LEADER IN ENVIRONMENTAL TESTING

Chain of Custody Record

TestAmerica Laboratory location: Canton, OH
Regulatory program: ☐ DW ☐ NPDES ☐ RCRA ☐ Other

TestAmerica Laboratories, Inc.

Client Contact				
Company Name: EQM	Client Project Manager: John Miller	Site Contact: Erik Corbin	Lab Contact: Mark Loeb	COC No: 043207
Address: 1800 Carillon Blvd	Telephone: (513) 825-7500 Fax-7495	Telephone: -Same	Telephone: (330) 497-9396	1 of 2 COCs
City/State/Zip: Cincinnati OH 45240	Email: ecorbin@eqm.com			
Phone: (513) 825-7500				
Project Name: RVAAP 66 (OH)	Method of Shipment/Carrier: Lab Pickup			
Project Number: 30174.0016.001.9.1	Shipping/Tracking No: N/A			
PO #				

Analysis Turnaround Time (in BUS days): TAT if different from below ____ ☒ 3 weeks ☐ 2 weeks ☐ 1 week ☐ 2 days ☐ 1 day — Poison

For lab use only: Walk-in client ☐ Lab pickup ☐ Lab sampling ☐ Job/SDG No:

Analyses

Sample Identification	Sample Date	Sample Time	Matrix: Air	Aqueous	Sediment	Solid	Other:	Containers & Preservatives: H2SO4	HNO3	HCl	NaOH	ZnAc/NaOH	Unpres	Other:	Filtered Sample (Y / N)	Composite-C / Grab-G	VOC 8260	SVOC 1	SVOC 2	~~SVOC 3~~ Metals	SVOC 4	Pest 8081	PCB 8082	Exp'b 8083	Propellants	Cyanide 9012	Sample Specific Notes / Special Instructions: Cooler ID #
FWG Team 3 - Trip	07/25/12	~~08:00~~ 08:00		X						2					N	G	X										8
FWG BKGmw-021C-0069-GW	07/25/12	09:23		X						3			9		N	G	X	X				X	X	X	X		185
FWG BKGmw-021C-0069-GF	07/25/12	09:23		X					1						Y	G				X							185
FWG FWGmw-002-0082-GW	07/25/12	10:29		X						3	1		9		N	G	X				X	X	X	X	X	X	405
FWG FWGmw-002-0082-GF	07/25/12	10:29		X					1						Y	G				X							405
FWG FWGmw-001-0081-GW	07/25/12	12:03		X						3	1		9		N	G	X				X	X	X	X	X	X	NPDES
FWG FWGmw-001-0081-GF	07/25/12	12:03		X					1						Y	G				X							NPDES
FWG LL6mw-009-0124-GW	07/25/12	14:19		X						3	1		9		N	G	X				X	X	X	X	X	X	22
FWG LL6mw-009-0124-GF	07/25/12	14:19		X					1						Y	G				X							22

Possible Hazard Identification: ☐ Non-Hazard ☐ Flammable ☐ Skin Irritant ☐ Poison B ☒ Unknown

Sample Disposal (A fee may be assessed if samples are retained longer than 1 month): ☐ Return to Client ☒ Disposal By Lab ☐ Archive For ____ Months

Special Instructions/QC Requirements & Comments: Temp may not meet req. if close to pickup / All VOAs in cooler 8

Relinquished by:	Company:	Date/Time:	Received by:	Company:	Date/Time:
[signature]	EQM	7/25/12 1830	RC [signature]	TAL-NC	7-25-12 1830
RC [signature]	TAL-NC	7-25-12 2010			
			Received in Laboratory by: [signature]	TAL	7/25/12 800

Metals are field filtered

©2008 TestAmerica Laboratories, Inc. All rights reserved. TestAmerica & Design ™ are trademarks of TestAmerica Laboratories, Inc.

TAL 0018-1 (04/10)

Chain of Custody Record

TestAmerica Laboratory location: Canton, OH
Regulatory program: ☐ DW ☐ NPDES ☐ RCRA ☐ Other

TestAmerica
THE LEADER IN ENVIRONMENTAL TESTING
TestAmerica Laboratories, Inc.

Client Contact	Client Project Manager:	Site Contact:	Lab Contact:	COC No:
Company Name: EQM	John Miller	Eric Corbin	Mark Loeb	043204
Address: 1800 CARILLON BLVD	Telephone: (513) 825-7500 Fax-7495	Telephone: -Same	Telephone: (330) 497-9396	2 of 2 COCs
City/State/Zip: CINCINNATI, OH 45240	Email: ecorbin@eqm.com	Analysis Turnaround Time (in BUS days)	Analyses	For lab use only
Phone: (513) 825-7500		TAT if different from below ☐ 3 weeks ☐ 2 weeks ☐ 1 week ☐ 2 days ☐ 1 day		Walk-in client ☐ Lab pickup ☐ Lab sampling ☐
Project Name: RVAAP 66 (OH)	Method of Shipment/Carrier: Lab Pickup			Job/SDG No:
Project Number: 30174.0016.0019.1	Shipping/Tracking No: N/A			
PO#				

Sample Identification	Sample Date	Sample Time	Matrix: Air	Aqueous	Sediment	Solid	Other:	Containers & Preservatives: H2SO4	HNO3	HCl	NaOH	ZnAc/NaOH	Unpres	Other:	Filtered Sample (Y/N)	Composite C/Grab G	VOC 8260	SVOC 1 + SVOC 3	SVOC 4	Pest 8081	PCB 8082	Explo 8083	Propellants	Cyanide 9012	Metals	Sample Specific Notes / Special Instructions: Cooler ID #
FWGLL6mw-008-0123-GW	07/25/12	15:19		X						3	1		9		N	G	X		X	X	X	X	X	X		316
FWGLL6mw-008-0123-GF	07/25/12	15:19		X					1						Y	G									X	316
FWGLL6mw-005-0122-GW	07/25/12	~~16:33~~ 16:23		X									2		N	G		X								8
FWGLL6mw-005-0122-GF	07/25/12	~~16:33~~ 16:23		X					1						Y	G									X	8
FWGLL6mw-002-0121-GW	07/25/12	17:33		X									2		N	G		X								E115
FWGLL6mw-002-0121-GF	07/25/12	17:33		X					1						Y	G									X	E115

MDP 7/25/12

Possible Hazard Identification: ☐ Non-Hazard ☐ Flammable ☐ Skin Irritant ☐ Poison B ☑ Unknown

Sample Disposal (A fee may be assessed if samples are retained longer than 1 month): ☐ Return to Client ☐ Disposal By Lab ☐ Archive For ____ Months

Special Instructions/QC Requirements & Comments:
Sample Temp may not meet req. if pickup close to sample time

Relinquished by:	Company:	Date/Time:	Received by:	Company:	Date/Time:
[signature]	EQM	7/25/12 1830	[signature]	T-25-12 18[illegible]	TAL-NC
[signature]	TAL-NC	7-25-12 2010	Received by:	Company:	Date/Time:
Relinquished by:	Company:	Date/Time:	Received in Laboratory by: [signature]	Company:	Date/Time: 7/26/12 800

©2008, TestAmerica Laboratories, Inc. All rights reserved
TestAmerica & Design ™ are trademarks of TestAmerica Laboratories, Inc.

Chain of Custody Record

TestAmerica

THE LEADER IN ENVIRONMENTAL TESTING

TestAmerica Laboratory location: Canton, OH

Regulatory program: ☐ DW ☐ NPDES ☐ RCRA ☐ Other

TestAmerica Laboratories, Inc.

Client Contact				
Company Name: EQM	Client Project Manager: John Miller	Site Contact: Erik Corbin	Lab Contact: Mark Loeb	COC No: 043223
Address: 1800 Carillon Blvd	Telephone: (513) 825-7500 Fax 825-7495	Telephone: – same	Telephone: (330) 497-9396	1 of 2 COCs
City/State/Zip: Cincinnati, OH 45240	Email: ecorbin@eqm.com	Analysis Turnaround Time (in BUS days)	Analyses	For lab use only
Phone: (513) 825-7500		TAT if different from below ____ ☒ 3 weeks ☐ 2 weeks ☐ 1 week ☐ 2 days ☐ 1 day (Per SOW)		Walk-in client ☐ Lab pickup ☐ Lab sampling ☐
Project Name: RVAAP (OH)	Method of Shipment/Carrier: Lab pickup			Job/SDG No.:
Project Number: 30174.0016.001.9.1	Shipping/Tracking No: NA			
PO#				

Sample Identification	Sample Date	Sample Time	Matrix: Air	Aqueous	Sediment	Solid	Other	Containers & Preservatives: H2SO4	HNO3	HCl	NaOH	ZnAc/NaOH	Unpres	Other	Filtered Sample (Y/N)	Composite (C)/Grab (G)	VOCs (8260)	SVOCs (8270)	Metals (6010/6020/7470)	PCBs (8082)	Pesticides (8081)	Explosives (8330)	Perchlorate (6850)	Cyanide (9012)	Sample Specific Notes / Special Instructions:
FWGFWGMW-005-0085-GW	072512	0937		✓						3	1		9		N	G	✓	✓		✓	✓	✓	✓	✓	Cooler L165
FWGFWGMW-005-0085-GF	072512	0937		✓					1						Y	G			✓						Cooler L165
FWG Trip 4-Trip	072512	0800		✓						2					N	G	✓								Cooler L165
FWGFWGMW-DUP 4-0142 GW	072512	1037		✓						3	1		9		N	G	✓	✓		✓	✓	✓	✓	✓	Cooler C333
FWGFWGMW-DUP 4-0142 GF	072512	1037		✓					1						Y	G			✓						Cooler C333
FWGFWGMW-009-0089-GW	072512	1141		✓						3	1		9		N	G	✓	✓		✓	✓	✓	✓	✓	Cooler 15
FWGFWGMW-009-0089-GF	072512	1141		✓					1						Y	G			✓						Cooler 15
FWGFWGMW-008-0088-GW	072512	1301		✓						3	1		9		N	G	✓	✓		✓	✓	✓	✓	✓	Cooler 123
FWGFWGMW-008-0088-GF	072512	1301		✓					1						Y	G			✓						Cooler 123
FWGFWGMW-013-0093-GW	072512	1457		✓						3	1		9		N	G	✓	✓		✓	✓	✓	✓	✓	Cooler PH12

Possible Hazard Identification: ☒ Non-Hazard ☐ Flammable ☐ Skin Irritant ☐ Poison B ☐ Unknown

Sample Disposal (A fee may be assessed if samples are retained longer than 1 month): ☐ Return to Client ☒ Disposal By Lab ☐ Archive For ____ Months

Special Instructions/QC Requirements & Comments:
All Metals are field filtered. All VOAs in Cooler L165.
Temps may not meet requirements if sample collection is close to lab pickup time.

Relinquished by:	Company:	Date/Time:	Received by:	Company:	Date/Time:
[signature]	EQM	7/25/12 1530	[signature]	TAL-CC	7-25-12 1830
[signature]	TAL-CC	7-25-12-2010	[signature]		
			Received in Laboratory by: [signature]	TAL	7/26/12 800

©2008, TestAmerica Laboratories, Inc. All rights reserved.
TestAmerica & Design ™ are trademarks of TestAmerica Laboratories, Inc.

TAL 0018-1 (04/10)

Chain of Custody Record

TestAmerica

THE LEADER IN ENVIRONMENTAL TESTING

TestAmerica Laboratory location: Canton, OH

Regulatory program: ☐ DW ☐ NPDES ☐ RCRA ☐ Other

TestAmerica Laboratories, Inc.

Client Contact				
Company Name: EQM	Client Project Manager: John Miller	Site Contact: Erik Corbin	Lab Contact: Mark Loeb	COC No: 043224
Address: 1800 Carillon Blvd	Telephone: (513) 825-7500 Fax 825-7495	Telephone: same	Telephone: (330) 497-9396	2 of 2 COCs
City/State/Zip: Cincinnati, OH 45240	Email: ecorbin@eqm.com	Analysis Turnaround Time (in BUS days)	Analyses	For lab use only:
Phone: (513) 825-7500		TAT if different from below: Per SOW ☒ 3 weeks ☐ 2 weeks ☐ 1 week ☐ 2 days ☐ 1 day		Walk-in client ☐ Lab picking ☐ Lab sampling ☐ Job/SDG No.:
Project Name: RVAAP (OH)	Method of Shipment/Carrier: Lab pickup			
Project Number: 30174.0016.001.9.1	Shipping/Tracking No: NA			

PO#	Sample Identification	Sample Date	Sample Time	Matrix: Air	Aqueous	Sediment	Solid	Other:	Containers & Preservatives: H2SO4	HNO3	HCl	NaOH	ZnAc/NaOH	Unpres	Other:	Filtered Sample (Y/N)	Composite C / Grab G	VOCs (8260)	SVOCs (8270)	Metals (6010/6020/7470)	PCBs (8082)	Pesticides (8081)	Explosives (8330)	Propellants	Cyanide (9012)	Sample Specific Notes / Special Instructions:
	FWGFWGMW-013-0093-GF	072512	1457		✓					1						Y	G			✓						Cooler PH 12
	FWGFWGMW-004-0084-GW	072512	1621		✓						3	1		9		N	G	✓	✓		✓	✓	/	✓	✓	Cooler C125
	FWGFWGMW-004-0084-GF	072512	1621		✓					1						Y	G			✓						Cooler C125
	FWG Equip Rinse3-0156-GW	072512	1717		✓					1	3	1		9		N	G	✓	✓	✓	✓	✓	✓	✓	✓	Cooler 12009
	~~FWG Equip Rinse3-0156-GF~~	~~072512~~	~~1717~~		~~✓~~											N										~~Cooler 12009~~
																					AG					

Possible Hazard Identification: ☒ Non-Hazard ☐ Flammable ☐ Skin Irritant ☐ Poison B ☐ Unknown

Sample Disposal (A fee may be assessed if samples are retained longer than 1 month): ☐ Return to Client ☒ Disposal By Lab ☐ Archive For _____ Months

Special Instructions/QC Requirements & Comments:
All metals samples are field filtered. All VOAs in cooler L165
Temps may not meet requirements if sample collection is close to lab pickup time

Relinquished by:	Company:	Date/Time:	Received by:	Company:	Date/Time:
Craig Draft	EQM	7/25/12 1830	RC	TAL-NC	7-25-12-1820
RC	TAL-NC	7-25-12. 2010			
Relinquished by:	Company:	Date/Time:	Received in Laboratory by:	Company:	Date/Time:
				TAL	7/26/12 800

©2008 TestAmerica Laboratories, Inc. All rights reserved
TestAmerica & Design ™ are trademarks of TestAmerica Laboratories, Inc.

TAL 0018-1 (04/10)

TestAmerica North Canton Sample Receipt Form/Narrative Login # : 13518

Client EQM Site Name RVAAP By: [signature]

Cooler Received on 26 JUL 2012 Opened on 26 JUL 2012 (Signature)

FedEx: 1st Grd Exp UPS FAS Stetson Client Drop Off TestAmerica Courier Other

TestAmerica Cooler # BACK Foam Box Client Cooler Box Other

Packing material used: Bubble Wrap Foam Plastic Bag None Other

COOLANT: Wet Ice Blue Ice Dry Ice Water None

1. Cooler temperature upon receipt
   - IR GUN# 1 (CF 0°C) Observed Sample Temp. ____ °C Corrected Sample Temp. ____ °C
   - IR GUN# 4G (CF -1°C) Observed Sample Temp. ____ °C Corrected Sample Temp. ____ °C
   - IR GUN# 5G (CF -1°C) Observed Sample Temp. ____ °C Corrected Sample Temp. ____ °C
   - IR GUN# 8 (CF 0°C) Observed Sample Temp. ____ °C Corrected Sample Temp. ____ °C

   ☒ Multiple on Back

2. Were custody seals on the outside of the cooler(s)? If Yes Quantity 26 Yes No
   - Were custody seals on the outside of the cooler(s) signed & dated? Yes No NA
   - Were custody seals on the bottle(s)? Yes No
3. Shippers' packing slip attached to the cooler(s)? Yes No
4. Did custody papers accompany the sample(s)? Yes No
5. Were the custody papers relinquished & signed in the appropriate place? Yes No
6. Did all bottles arrive in good condition (Unbroken)? Yes No
7. Could all bottle labels be reconciled with the COC? Yes No
8. Were correct bottle(s) used for the test(s) indicated? Yes No
9. Sufficient quantity received to perform indicated analyses? Yes No
10. Were sample(s) at the correct pH upon receipt? Yes No NA
11. Were VOAs on the COC? Yes No
12. Were air bubbles >6 mm in any VOA vials? Yes No NA
13. Was a trip blank present in the cooler(s)? Yes No

Contacted PM ____ Date ____ by ____ via Verbal Voice Mail Other

Concerning ____

14. CHAIN OF CUSTODY & SAMPLE DISCREPANCIES

15. SAMPLE CONDITION

Sample(s) ____ were received after the recommended holding time had expired.

Sample(s) ____ were received in a broken container.

Sample(s) ____ were received with bubble >6 mm in diameter. (Notify PM)

16. SAMPLE PRESERVATION

Sample(s) _____ were further preserved in Sample Receiving to meet recommended pH level(s). Nitric Acid Lot# 110410-HNO3; Sulfuric Acid Lot# 041911-H2SO4; Sodium Hydroxide Lot# 121809 - NaOH; Hydrochloric Acid Lot# 041911-HCl; Sodium Hydroxide and Zinc Acetate Lot# 100108-(CH3COO)2ZN/NaOH. What time was preservative added to sample(s)? _____

Client ID	pH	Date	Initials
242	<2	7 26 12	NS
012	<2		
013 GW	>12		
+ MF	<2		
245 W	>12		
+ F	<2		
DUP6 W	>12		
+ F	<2		
007	<2		
104	<2		
119 W	>12		
+ F	<2		
003 W	>12		
+ F	<2		
015 W	>12		
+ F	<2		
006 W	>12		
+ F	<2		
021	<2		
002 W	>12		
+ F	<2		
001 W	>12		
+ F	<2		
009 W	>12		
+ F	<2		
008 W	>12		
+ F	<2		
005	<2		
002	<2		
85 GW/GF	>12 / >2 ~~<2~~ / ~~>12~~	26 JUL 2012	MAF
DUP4 GW/GF	>12 / >2 ~~<2~~		
089 GW/GF	>12 / >2		
88 GW/GF	>12 / >2		
93 GW/GF	>12 / >2		
84 GW/GF	>12 / >2		
RINSE3 GW/GF	>12 / >2		

rj 7/26

rj 7/26

Cooler #	Observed Sample Temp. °C	Corrected Sample Temp. °C	IR #	Coolant

TestAmerica Multiple Cooler Receipt Form/Narrative Lot Number: _____
North Canton Facility

Cooler #	Temp °C	Method	Coolant	Comments
C125	1.2 — 0.2	IR	WET ICE	GUN #46
PH 12	1.8 — 0.8			
123	1.4 — 0.4			
15	4.0 — 3.0			
C333	2.2 — 1.2			
L165	3.2 — 2.2			
12009	2.8 — 1.8			
CLIENT	1.2 — 0.2			
JM1	2.6 — 2.6			GUN #8
AD12	1.1 — 1.1			
313	1.6 — 1.6			
TS17	2.0 — 2.0			
RV1	3.6 — 3.6			
E21	2.4 — 2.4			
B87	1.9 — 1.9			
A120	4.3 — 4.3			
C111	2.4 — 2.4			
MARLEY	1.4 — 1.4			
S1	2.9 — 2.9			
A477	3.0 — 3.0			
8	2.5 — 2.5			
E115	0.8 — 0.8			
185	1.6 — 1.6			
NPDEJ	3.1 — 3.1			
405	5.4 — 5.4			
22	3.8 — 3.8			

Client Sample ID: FWG TEAM #1-TRIP
Date Collected: 07/25/12 08:00
Date Received: 07/26/12 08:00

Lab Sample ID: 240-13518-1
Matrix: Water

Method: 8260B/DoD - Volatile Organic Compounds (GC/MS)

Analyte	Result	Qualifier	LOQ	LOD	DL	Unit	D	Analyzed	Dil Fac
1,1,1-Trichloroethane	0.25	U	1.0	0.25	0.22	ug/L		08/01/12 16:15	1
1,1,2,2-Tetrachloroethane	0.25	U	1.0	0.25	0.18	ug/L		08/01/12 16:15	1
1,1,2-Trichloroethane	0.50	U	1.0	0.50	0.27	ug/L		08/01/12 16:15	1
1,1-Dichloroethane	0.25	U	1.0	0.25	0.15	ug/L		08/01/12 16:15	1
1,1-Dichloroethene	0.25	U	1.0	0.25	0.19	ug/L		08/01/12 16:15	1
1,2-Dichloroethane	0.25	U	1.0	0.25	0.22	ug/L		08/01/12 16:15	1
1,2-Dichloroethene, Total	0.50	U	2.0	0.50	0.34	ug/L		08/01/12 16:15	1
1,2-Dichloropropane	0.25	U	1.0	0.25	0.18	ug/L		08/01/12 16:15	1
2-Hexanone	0.50	U	10	0.50	0.41	ug/L		08/01/12 16:15	1
Bromochloromethane	0.50	U	1.0	0.50	0.29	ug/L		08/01/12 16:15	1
Acetone	**1.3**	**J**	10	1.1	1.1	ug/L		08/01/12 16:15	1
Benzene	0.25	U	1.0	0.25	0.13	ug/L		08/01/12 16:15	1
Bromoform	0.64	U	1.0	0.64	0.64	ug/L		08/01/12 16:15	1
Bromomethane	0.50	U	1.0	0.50	0.41	ug/L		08/01/12 16:15	1
Carbon disulfide	0.25	U	1.0	0.25	0.13	ug/L		08/01/12 16:15	1
Carbon tetrachloride	0.25	U	1.0	0.25	0.13	ug/L		08/01/12 16:15	1
Chlorobenzene	0.25	U	1.0	0.25	0.15	ug/L		08/01/12 16:15	1
Chloroethane	0.50	U	1.0	0.50	0.29	ug/L		08/01/12 16:15	1
Chloroform	0.25	U	1.0	0.25	0.16	ug/L		08/01/12 16:15	1
Chloromethane	0.50	U	1.0	0.50	0.30	ug/L		08/01/12 16:15	1
cis-1,2-Dichloroethene	0.25	U	1.0	0.25	0.17	ug/L		08/01/12 16:15	1
cis-1,3-Dichloropropene	0.25	U	1.0	0.25	0.14	ug/L		08/01/12 16:15	1
Bromodichloromethane	0.25	U	1.0	0.25	0.15	ug/L		08/01/12 16:15	1
Ethylbenzene	0.25	U	1.0	0.25	0.17	ug/L		08/01/12 16:15	1
1,2-Dibromoethane	0.25	U	1.0	0.25	0.24	ug/L		08/01/12 16:15	1
m-Xylene & p-Xylene	0.50	U	2.0	0.50	0.24	ug/L		08/01/12 16:15	1
2-Butanone (MEK)	0.57	U	10	0.57	0.57	ug/L		08/01/12 16:15	1
4-Methyl-2-pentanone (MIBK)	0.50	U	10	0.50	0.32	ug/L		08/01/12 16:15	1
Methylene Chloride	**0.48**	**J B**	1.0	0.50	0.33	ug/L		08/01/12 16:15	1
o-Xylene	0.25	U	1.0	0.25	0.14	ug/L		08/01/12 16:15	1
Styrene	0.25	U	1.0	0.25	0.11	ug/L		08/01/12 16:15	1
Tetrachloroethene	0.50	U	1.0	0.50	0.29	ug/L		08/01/12 16:15	1
Toluene	0.25	U	1.0	0.25	0.13	ug/L		08/01/12 16:15	1
trans-1,2-Dichloroethene	0.25	U	1.0	0.25	0.19	ug/L		08/01/12 16:15	1
trans-1,3-Dichloropropene	0.25	U	1.0	0.25	0.19	ug/L		08/01/12 16:15	1
Trichloroethene	0.25	U	1.0	0.25	0.17	ug/L		08/01/12 16:15	1
Vinyl chloride	0.25	U	1.0	0.25	0.22	ug/L		08/01/12 16:15	1
Xylenes, Total	0.75	U	2.0	0.75	0.28	ug/L		08/01/12 16:15	1
Dibromochloromethane	0.25	U	1.0	0.25	0.18	ug/L		08/01/12 16:15	1

Surrogate	*%Recovery*	*Qualifier*	*Limits*	*Prepared*	*Analyzed*	*Dil Fac*
1,2-Dichloroethane-d4 (Surr)	*89*		*70 - 120*		*08/01/12 16:15*	*1*
4-Bromofluorobenzene (Surr)	*94*		*75 - 120*		*08/01/12 16:15*	*1*
Toluene-d8 (Surr)	*95*		*85 - 120*		*08/01/12 16:15*	*1*
Dibromofluoromethane (Surr)	*95*		*85 - 115*		*08/01/12 16:15*	*1*

Client Sample ID: FWGLL3MW-242C-0116-GW
Date Collected: 07/25/12 09:30
Date Received: 07/26/12 08:00

Lab Sample ID: 240-13518-2
Matrix: Water

Method: 8260B/DoD - Volatile Organic Compounds (GC/MS)

Analyte	Result	Qualifier	LOQ	LOD	DL	Unit	D	Analyzed	Dil Fac
1,1,1-Trichloroethane	0.25	U	1.0	0.25	0.22	ug/L		07/30/12 18:33	1
1,1,2,2-Tetrachloroethane	0.25	U	1.0	0.25	0.18	ug/L		07/30/12 18:33	1
1,1,2-Trichloroethane	0.50	U	1.0	0.50	0.27	ug/L		07/30/12 18:33	1
1,1-Dichloroethane	0.25	U	1.0	0.25	0.15	ug/L		07/30/12 18:33	1
1,1-Dichloroethene	0.25	U	1.0	0.25	0.19	ug/L		07/30/12 18:33	1
1,2-Dichloroethane	0.25	U	1.0	0.25	0.22	ug/L		07/30/12 18:33	1
1,2-Dichloroethene, Total	0.50	U	2.0	0.50	0.34	ug/L		07/30/12 18:33	1
1,2-Dichloropropane	0.25	U	1.0	0.25	0.18	ug/L		07/30/12 18:33	1
2-Hexanone	0.50	U	10	0.50	0.41	ug/L		07/30/12 18:33	1
Bromochloromethane	0.50	U	1.0	0.50	0.29	ug/L		07/30/12 18:33	1
Acetone	1.1	U	10	1.1	1.1	ug/L		07/30/12 18:33	1
Benzene	0.25	U	1.0	0.25	0.13	ug/L		07/30/12 18:33	1
Bromoform	0.64	U	1.0	0.64	0.64	ug/L		07/30/12 18:33	1
Bromomethane	0.50	U	1.0	0.50	0.41	ug/L		07/30/12 18:33	1
Carbon disulfide	0.25	U	1.0	0.25	0.13	ug/L		07/30/12 18:33	1
Carbon tetrachloride	0.25	U	1.0	0.25	0.13	ug/L		07/30/12 18:33	1
Chlorobenzene	0.25	U	1.0	0.25	0.15	ug/L		07/30/12 18:33	1
Chloroethane	0.50	U	1.0	0.50	0.29	ug/L		07/30/12 18:33	1
Chloroform	0.25	U	1.0	0.25	0.16	ug/L		07/30/12 18:33	1
Chloromethane	0.50	U	1.0	0.50	0.30	ug/L		07/30/12 18:33	1
cis-1,2-Dichloroethene	0.25	U	1.0	0.25	0.17	ug/L		07/30/12 18:33	1
cis-1,3-Dichloropropene	0.25	U	1.0	0.25	0.14	ug/L		07/30/12 18:33	1
Bromodichloromethane	0.25	U	1.0	0.25	0.15	ug/L		07/30/12 18:33	1
Ethylbenzene	0.25	U	1.0	0.25	0.17	ug/L		07/30/12 18:33	1
1,2-Dibromoethane	0.25	U	1.0	0.25	0.24	ug/L		07/30/12 18:33	1
m-Xylene & p-Xylene	0.50	U	2.0	0.50	0.24	ug/L		07/30/12 18:33	1
2-Butanone (MEK)	0.57	U	10	0.57	0.57	ug/L		07/30/12 18:33	1
4-Methyl-2-pentanone (MIBK)	0.50	U	10	0.50	0.32	ug/L		07/30/12 18:33	1
Methylene Chloride	0.50	U	1.0	0.50	0.33	ug/L		07/30/12 18:33	1
o-Xylene	0.25	U	1.0	0.25	0.14	ug/L		07/30/12 18:33	1
Styrene	0.25	U	1.0	0.25	0.11	ug/L		07/30/12 18:33	1
Tetrachloroethene	0.50	U	1.0	0.50	0.29	ug/L		07/30/12 18:33	1
Toluene	0.25	U	1.0	0.25	0.13	ug/L		07/30/12 18:33	1
trans-1,2-Dichloroethene	0.25	U	1.0	0.25	0.19	ug/L		07/30/12 18:33	1
trans-1,3-Dichloropropene	0.25	U	1.0	0.25	0.19	ug/L		07/30/12 18:33	1
Trichloroethene	0.25	U	1.0	0.25	0.17	ug/L		07/30/12 18:33	1
Vinyl chloride	0.25	U	1.0	0.25	0.22	ug/L		07/30/12 18:33	1
Xylenes, Total	0.75	U	2.0	0.75	0.28	ug/L		07/30/12 18:33	1
Dibromochloromethane	0.25	U	1.0	0.25	0.18	ug/L		07/30/12 18:33	1

Surrogate	*%Recovery*	*Qualifier*	*Limits*	*Prepared*	*Analyzed*	*Dil Fac*
1,2-Dichloroethane-d4 (Surr)	*110*		*70 - 120*		*07/30/12 18:33*	*1*
4-Bromofluorobenzene (Surr)	*88*		*75 - 120*		*07/30/12 18:33*	*1*
Toluene-d8 (Surr)	*85*		*85 - 120*		*07/30/12 18:33*	*1*
Dibromofluoromethane (Surr)	*100*		*85 - 115*		*07/30/12 18:33*	*1*

Method: 8081/DOD - Organochlorine Pesticides (GC) - RE

Analyte	Result	Qualifier	LOQ	LOD	DL	Unit	D	Analyzed	Dil Fac
4,4'-DDD	0.0095	U H	0.048	0.0095	0.0091	ug/L		08/10/12 23:32	1
4,4'-DDE	0.0095	U H	0.048	0.0095	0.0092	ug/L		08/10/12 23:32	1

Client Sample ID: FWGLL3MW-242C-0116-GW
Date Collected: 07/25/12 09:30
Date Received: 07/26/12 08:00

Lab Sample ID: 240-13518-2
Matrix: Water

Method: 8081/DOD - Organochlorine Pesticides (GC) - RE (Continued)

Analyte	Result	Qualifier	LOQ	LOD	DL	Unit	D	Analyzed	Dil Fac
4,4'-DDT	0.029	U H	0.048	0.029	0.015	ug/L		08/10/12 23:32	1
Aldrin	0.0095	U H	0.029	0.0095	0.0078	ug/L		08/10/12 23:32	1
alpha-BHC	0.0095	U H	0.029	0.0095	0.0067	ug/L		08/10/12 23:32	1
alpha-Chlordane	0.013	U H	0.048	0.013	0.013	ug/L		08/10/12 23:32	1
beta-BHC	0.0095	U H	0.048	0.0095	0.0080	ug/L		08/10/12 23:32	1
delta-BHC	0.0095	U H	0.048	0.0095	0.0083	ug/L		08/10/12 23:32	1
Dieldrin	0.0095	U H	0.029	0.0095	0.0071	ug/L		08/10/12 23:32	1
Endosulfan I	0.012	U H	0.048	0.012	0.012	ug/L		08/10/12 23:32	1
Endosulfan II	0.011	U H	0.048	0.011	0.011	ug/L		08/10/12 23:32	1
Endosulfan sulfate	0.010	U H	0.048	0.010	0.010	ug/L		08/10/12 23:32	1
Endrin	0.010	U H	0.048	0.010	0.010	ug/L		08/10/12 23:32	1
Endrin aldehyde	0.010	U H	0.048	0.010	0.010	ug/L		08/10/12 23:32	1
Endrin ketone	0.0095	U H	0.048	0.0095	0.0074	ug/L		08/10/12 23:32	1
gamma-BHC (Lindane)	0.0095	U H	0.048	0.0095	0.0061	ug/L		08/10/12 23:32	1
gamma-Chlordane	0.011	U H	0.048	0.011	0.011	ug/L		08/10/12 23:32	1
Heptachlor	0.0095	U H	0.029	0.0095	0.0076	ug/L		08/10/12 23:32	1
Heptachlor epoxide	0.0095	U H	0.029	0.0095	0.0068	ug/L		08/10/12 23:32	1
Methoxychlor	0.030	U H	0.095	0.030	0.030	ug/L		08/10/12 23:32	1
Toxaphene	0.48	U H	1.9	0.48	0.30	ug/L		08/10/12 23:32	1

Surrogate	*%Recovery*	*Qualifier*	*Limits*	*Prepared*	*Analyzed*	*Dil Fac*
DCB Decachlorobiphenyl	*82*		*30 - 135*	*08/08/12 11:06*	*08/10/12 23:32*	*1*
DCB Decachlorobiphenyl	*76*		*30 - 135*	*08/08/12 11:06*	*08/10/12 23:32*	*1*
Tetrachloro-m-xylene	*79*		*25 - 140*	*08/08/12 11:06*	*08/10/12 23:32*	*1*
Tetrachloro-m-xylene	*78*		*25 - 140*	*08/08/12 11:06*	*08/10/12 23:32*	*1*

Method: 8330 (Modified) - Organic Compounds by UV/HPLC - Dissolved

Analyte	Result	Qualifier	LOQ	LOD	DL	Unit	D	Analyzed	Dil Fac
Nitroguanidine	6.0 U		20	6.0	2.4	ug/L		08/01/12 09:44	1

Method: 8330/8330A - Nitroaromatics & Nitramines: Explosives (8330/A)

Analyte	Result	Qualifier	LOQ	LOD	DL	Unit	D	Analyzed	Dil Fac
Nitroglycerin	0.51 U		0.66	0.51	0.34	ug/L		08/04/12 18:18	1.02
PETN	0.51 U		0.66	0.51	0.31	ug/L		08/04/12 18:18	1.02
2-Amino-4,6-dinitrotoluene	0.10 U		0.20	0.10	0.017	ug/L		08/04/12 18:18	1.02
4-Amino-2,6-dinitrotoluene	0.10 U		0.10	0.10	0.051	ug/L		08/04/12 18:18	1.02
1,3-Dinitrobenzene	0.10 U		0.10	0.10	0.051	ug/L		08/04/12 18:18	1.02
2,4-Dinitrotoluene	0.10 U		0.10	0.10	0.051	ug/L		08/04/12 18:18	1.02
2,6-Dinitrotoluene	0.10 U		0.10	0.10	0.051	ug/L		08/04/12 18:18	1.02
HMX	0.051 U		0.10	0.051	0.037	ug/L		08/04/12 18:18	1.02
Nitrobenzene	0.10 U		0.10	0.10	0.051	ug/L		08/04/12 18:18	1.02
2-Nitrotoluene	0.10 U		0.51	0.10	0.090	ug/L		08/04/12 18:18	1.02
3-Nitrotoluene	0.10 U		0.51	0.10	0.058	ug/L		08/04/12 18:18	1.02
4-Nitrotoluene	0.10 U		0.66	0.10	0.090	ug/L		08/04/12 18:18	1.02
RDX	0.051 U		0.10	0.051	0.037	ug/L		08/04/12 18:18	1.02
Tetryl	0.10 U		0.10	0.10	0.051	ug/L		08/04/12 18:18	1.02
1,3,5-Trinitrobenzene	0.051 U		0.10	0.051	0.031	ug/L		08/04/12 18:18	1.02
2,4,6-Trinitrotoluene	0.10 U		0.10	0.10	0.051	ug/L		08/04/12 18:18	1.02

Client: Environmental Quality Mgt., Inc.
Project/Site: RVAAP (OH)

TestAmerica Job ID: 240-13518-1

Client Sample ID: FWGLL3MW-242C-0116-GW
Date Collected: 07/25/12 09:30
Date Received: 07/26/12 08:00

Lab Sample ID: 240-13518-2
Matrix: Water

Surrogate	*%Recovery*	*Qualifier*	*Limits*	*Prepared*	*Analyzed*	*Dil Fac*
3,4-Dinitrotoluene	*102*		*79 - 111*	*07/31/12 06:00*	*08/04/12 18:18*	*1.02*

General Chemistry

Analyte	Result	Qualifier	LOQ	LOD	DL	Unit	D	Analyzed	Dil Fac
Nitrocellulose	1.0 U		2.0	1.0	0.48	mg/L		08/09/12 13:40	1

Client: Environmental Quality Mgt., Inc.
Project/Site: RVAAP (OH)

TestAmerica Job ID: 240-13518-1

Client Sample ID: FWGLL3MW-242C-0116-GF
Date Collected: 07/25/12 09:30
Date Received: 07/26/12 08:00

Lab Sample ID: 240-13518-3
Matrix: Water

Method: 6010B/DOD - Metals (ICP) - Total Recoverable

Analyte	Result	Qualifier	LOQ	LOD	DL	Unit	D	Analyzed	Dil Fac
Arsenic	10	U	10	10	3.3	ug/L		08/07/12 19:38	1
Chromium	4.0	U	7.0	4.0	1.4	ug/L		08/07/12 19:38	1
Cobalt	4.0	U	7.0	4.0	1.5	ug/L		08/07/12 19:38	1
Lead	5.0	U	10	5.0	1.7	ug/L		08/07/12 19:38	1
Selenium	10	U	15	10	4.0	ug/L		08/07/12 19:38	1
Silver	5.0	U	7.0	5.0	1.7	ug/L		08/07/12 19:38	1
Vanadium	4.0	U	7.0	4.0	1.3	ug/L		08/07/12 19:38	1
Barium	**6.9**	**J**	200	5.0	2.8	ug/L		08/07/12 19:38	1
Calcium	**14000**		5000	1000	630	ug/L		08/07/12 19:38	1
Copper	10	U	25	10	4.4	ug/L		08/07/12 19:38	1
Magnesium	**6100**		5000	300	120	ug/L		08/07/12 19:38	1
Manganese	5.0	U	15	5.0	1.8	ug/L		08/07/12 19:38	1
Nickel	5.0	U	40	5.0	2.2	ug/L		08/07/12 19:38	1
Potassium	**1000**	**J**	5000	900	300	ug/L		08/07/12 19:38	1

Method: 6020/DOD - Metals (ICP/MS) - Total Recoverable

Analyte	Result	Qualifier	LOQ	LOD	DL	Unit	D	Analyzed	Dil Fac
Aluminum	60	U	60	60	20	ug/L		08/07/12 16:04	1
Antimony	0.50	U	2.0	0.50	0.21	ug/L		08/07/12 16:04	1
Beryllium	0.10	U	1.0	0.10	0.033	ug/L		08/07/12 16:04	1
Cadmium	0.070	U	2.0	0.070	0.023	ug/L		08/07/12 16:04	1
Iron	100	U	150	100	44	ug/L		08/07/12 16:04	1
Sodium	**11000**		1000	400	160	ug/L		08/07/12 16:04	1
Thallium	1.0	U	2.0	1.0	0.32	ug/L		08/07/12 16:04	1
Zinc	20	U	40	20	8.8	ug/L		08/07/12 16:04	1

Method: 7470A/DOD - Mercury (CVAA)

Analyte	Result	Qualifier	LOQ	LOD	DL	Unit	D	Analyzed	Dil Fac
Hg	0.20	U	0.20	0.20	0.12	ug/L		07/30/12 16:57	1

Client: Environmental Quality Mgt., Inc.
Project/Site: RVAAP (OH)

TestAmerica Job ID: 240-13518-1

Client Sample ID: FWGB12MW-012C-0066-GF
Date Collected: 07/25/12 10:45
Date Received: 07/26/12 08:00

Lab Sample ID: 240-13518-5
Matrix: Water

Method: 6010B/DOD - Metals (ICP) - Total Recoverable

Analyte	Result	Qualifier	LOQ	LOD	DL	Unit	D	Analyzed	Dil Fac
Arsenic	10	U	10	10	3.3	ug/L		08/07/12 19:41	1
Chromium	4.0	U	7.0	4.0	1.4	ug/L		08/07/12 19:41	1
Cobalt	4.0	U	7.0	4.0	1.5	ug/L		08/07/12 19:41	1
Lead	5.0	U	10	5.0	1.7	ug/L		08/07/12 19:41	1
Selenium	10	U	15	10	4.0	ug/L		08/07/12 19:41	1
Silver	5.0	U	7.0	5.0	1.7	ug/L		08/07/12 19:41	1
Vanadium	**1.9**	**J**	7.0	4.0	1.3	ug/L		08/07/12 19:41	1
Barium	5.0	U	200	5.0	2.8	ug/L		08/07/12 19:41	1
Calcium	**45000**		5000	1000	630	ug/L		08/07/12 19:41	1
Copper	10	U	25	10	4.4	ug/L		08/07/12 19:41	1
Magnesium	**33000**		5000	300	120	ug/L		08/07/12 19:41	1
Manganese	**70**		15	5.0	1.8	ug/L		08/07/12 19:41	1
Nickel	**2.4**	**J**	40	5.0	2.2	ug/L		08/07/12 19:41	1
Potassium	**2600**	**J**	5000	900	300	ug/L		08/07/12 19:41	1

Method: 6020/DOD - Metals (ICP/MS) - Total Recoverable

Analyte	Result	Qualifier	LOQ	LOD	DL	Unit	D	Analyzed	Dil Fac
Aluminum	**130**		60	60	20	ug/L		08/07/12 16:09	1
Antimony	**0.25**	**J**	2.0	0.50	0.21	ug/L		08/07/12 16:09	1
Beryllium	0.10	U	1.0	0.10	0.033	ug/L		08/07/12 16:09	1
Cadmium	**0.047**	**J**	2.0	0.070	0.023	ug/L		08/07/12 16:09	1
Iron	**790**		150	100	44	ug/L		08/07/12 16:09	1
Sodium	**14000**		1000	400	160	ug/L		08/07/12 16:09	1
Thallium	1.0	U	2.0	1.0	0.32	ug/L		08/07/12 16:09	1
Zinc	**10**	**J**	40	20	8.8	ug/L		08/07/12 16:09	1

Method: 7470A/DOD - Mercury (CVAA)

Analyte	Result	Qualifier	LOQ	LOD	DL	Unit	D	Analyzed	Dil Fac
Hg	0.20	U	0.20	0.20	0.12	ug/L		07/30/12 16:59	1

Client Sample ID: FWGB12MW-013-0067-GW
Date Collected: 07/25/12 11:30
Date Received: 07/26/12 08:00

Lab Sample ID: 240-13518-6
Matrix: Water

Method: 8260B/DoD - Volatile Organic Compounds (GC/MS)

Analyte	Result	Qualifier	LOQ	LOD	DL	Unit	D	Analyzed	Dil Fac
1,1,1-Trichloroethane	0.25	U	1.0	0.25	0.22	ug/L		07/30/12 18:56	1
1,1,2,2-Tetrachloroethane	0.25	U	1.0	0.25	0.18	ug/L		07/30/12 18:56	1
1,1,2-Trichloroethane	0.50	U	1.0	0.50	0.27	ug/L		07/30/12 18:56	1
1,1-Dichloroethane	0.25	U	1.0	0.25	0.15	ug/L		07/30/12 18:56	1
1,1-Dichloroethene	0.25	U	1.0	0.25	0.19	ug/L		07/30/12 18:56	1
1,2-Dichloroethane	0.25	U	1.0	0.25	0.22	ug/L		07/30/12 18:56	1
1,2-Dichloroethene, Total	0.50	U	2.0	0.50	0.34	ug/L		07/30/12 18:56	1
1,2-Dichloropropane	0.25	U	1.0	0.25	0.18	ug/L		07/30/12 18:56	1
2-Hexanone	0.50	U	10	0.50	0.41	ug/L		07/30/12 18:56	1
Bromochloromethane	0.50	U	1.0	0.50	0.29	ug/L		07/30/12 18:56	1
Acetone	**1.1**	**J**	10	1.1	1.1	ug/L		07/30/12 18:56	1
Benzene	0.25	U	1.0	0.25	0.13	ug/L		07/30/12 18:56	1
Bromoform	0.64	U	1.0	0.64	0.64	ug/L		07/30/12 18:56	1
Bromomethane	0.50	U	1.0	0.50	0.41	ug/L		07/30/12 18:56	1
Carbon disulfide	0.25	U	1.0	0.25	0.13	ug/L		07/30/12 18:56	1
Carbon tetrachloride	0.25	U	1.0	0.25	0.13	ug/L		07/30/12 18:56	1
Chlorobenzene	0.25	U	1.0	0.25	0.15	ug/L		07/30/12 18:56	1
Chloroethane	0.50	U	1.0	0.50	0.29	ug/L		07/30/12 18:56	1
Chloroform	0.25	U	1.0	0.25	0.16	ug/L		07/30/12 18:56	1
Chloromethane	0.50	U	1.0	0.50	0.30	ug/L		07/30/12 18:56	1
cis-1,2-Dichloroethene	0.25	U	1.0	0.25	0.17	ug/L		07/30/12 18:56	1
cis-1,3-Dichloropropene	0.25	U	1.0	0.25	0.14	ug/L		07/30/12 18:56	1
Bromodichloromethane	0.25	U	1.0	0.25	0.15	ug/L		07/30/12 18:56	1
Ethylbenzene	0.25	U	1.0	0.25	0.17	ug/L		07/30/12 18:56	1
1,2-Dibromoethane	0.25	U	1.0	0.25	0.24	ug/L		07/30/12 18:56	1
m-Xylene & p-Xylene	0.50	U	2.0	0.50	0.24	ug/L		07/30/12 18:56	1
2-Butanone (MEK)	0.57	U	10	0.57	0.57	ug/L		07/30/12 18:56	1
4-Methyl-2-pentanone (MIBK)	0.50	U	10	0.50	0.32	ug/L		07/30/12 18:56	1
Methylene Chloride	0.50	U	1.0	0.50	0.33	ug/L		07/30/12 18:56	1
o-Xylene	0.25	U	1.0	0.25	0.14	ug/L		07/30/12 18:56	1
Styrene	0.25	U	1.0	0.25	0.11	ug/L		07/30/12 18:56	1
Tetrachloroethene	0.50	U	1.0	0.50	0.29	ug/L		07/30/12 18:56	1
Toluene	0.25	U	1.0	0.25	0.13	ug/L		07/30/12 18:56	1
trans-1,2-Dichloroethene	0.25	U	1.0	0.25	0.19	ug/L		07/30/12 18:56	1
trans-1,3-Dichloropropene	0.25	U	1.0	0.25	0.19	ug/L		07/30/12 18:56	1
Trichloroethene	0.25	U	1.0	0.25	0.17	ug/L		07/30/12 18:56	1
Vinyl chloride	0.25	U	1.0	0.25	0.22	ug/L		07/30/12 18:56	1
Xylenes, Total	0.75	U	2.0	0.75	0.28	ug/L		07/30/12 18:56	1
Dibromochloromethane	0.25	U	1.0	0.25	0.18	ug/L		07/30/12 18:56	1

Surrogate	*%Recovery*	*Qualifier*	*Limits*	*Prepared*	*Analyzed*	*Dil Fac*
1,2-Dichloroethane-d4 (Surr)	*110*		*70 - 120*		*07/30/12 18:56*	*1*
4-Bromofluorobenzene (Surr)	*91*		*75 - 120*		*07/30/12 18:56*	*1*
Toluene-d8 (Surr)	*87*		*85 - 120*		*07/30/12 18:56*	*1*
Dibromofluoromethane (Surr)	*94*		*85 - 115*		*07/30/12 18:56*	*1*

Method: 8081/DOD - Organochlorine Pesticides (GC) - RE

Analyte	Result	Qualifier	LOQ	LOD	DL	Unit	D	Analyzed	Dil Fac
4,4'-DDD	0.0095	U H	0.048	0.0095	0.0091	ug/L		08/10/12 03:40	1
4,4'-DDE	0.0095	U H	0.048	0.0095	0.0092	ug/L		08/10/12 03:40	1

Client Sample ID: FWGB12MW-013-0067-GW
Date Collected: 07/25/12 11:30
Date Received: 07/26/12 08:00

Lab Sample ID: 240-13518-6
Matrix: Water

Method: 8081/DOD - Organochlorine Pesticides (GC) - RE (Continued)

Analyte	Result	Qualifier	LOQ	LOD	DL	Unit	D	Analyzed	Dil Fac
4,4'-DDT	0.029	U H	0.048	0.029	0.015	ug/L		08/10/12 03:40	1
Aldrin	0.0095	U H	0.029	0.0095	0.0078	ug/L		08/10/12 03:40	1
alpha-BHC	0.0095	U H	0.029	0.0095	0.0067	ug/L		08/10/12 03:40	1
alpha-Chlordane	0.013	U H	0.048	0.013	0.013	ug/L		08/10/12 03:40	1
beta-BHC	0.0095	U H	0.048	0.0095	0.0080	ug/L		08/10/12 03:40	1
delta-BHC	0.0095	U H	0.048	0.0095	0.0083	ug/L		08/10/12 03:40	1
Dieldrin	0.0095	U H	0.029	0.0095	0.0071	ug/L		08/10/12 03:40	1
Endosulfan I	0.012	U H	0.048	0.012	0.012	ug/L		08/10/12 03:40	1
Endosulfan II	0.011	U H	0.048	0.011	0.011	ug/L		08/10/12 03:40	1
Endosulfan sulfate	0.010	U H	0.048	0.010	0.010	ug/L		08/10/12 03:40	1
Endrin	0.010	U H	0.048	0.010	0.010	ug/L		08/10/12 03:40	1
Endrin aldehyde	0.010	U H	0.048	0.010	0.010	ug/L		08/10/12 03:40	1
Endrin ketone	0.0095	U H	0.048	0.0095	0.0074	ug/L		08/10/12 03:40	1
gamma-BHC (Lindane)	0.0095	U H	0.048	0.0095	0.0061	ug/L		08/10/12 03:40	1
gamma-Chlordane	0.011	U H	0.048	0.011	0.011	ug/L		08/10/12 03:40	1
Heptachlor	0.0095	U H	0.029	0.0095	0.0076	ug/L		08/10/12 03:40	1
Heptachlor epoxide	0.0095	U H	0.029	0.0095	0.0068	ug/L		08/10/12 03:40	1
Methoxychlor	0.030	U H	0.095	0.030	0.030	ug/L		08/10/12 03:40	1
Toxaphene	0.48	U H	1.9	0.48	0.30	ug/L		08/10/12 03:40	1

Surrogate	*%Recovery*	*Qualifier*	*Limits*	*Prepared*	*Analyzed*	*Dil Fac*
DCB Decachlorobiphenyl	*50*		*30 - 135*	*08/07/12 11:59*	*08/10/12 03:40*	*1*
DCB Decachlorobiphenyl	*47*		*30 - 135*	*08/07/12 11:59*	*08/10/12 03:40*	*1*
Tetrachloro-m-xylene	*77*		*25 - 140*	*08/07/12 11:59*	*08/10/12 03:40*	*1*
Tetrachloro-m-xylene	*74*		*25 - 140*	*08/07/12 11:59*	*08/10/12 03:40*	*1*

Method: 8082/DOD - Polychlorinated Biphenyls (PCBs) by Gas Chromatography

Analyte	Result	Qualifier	LOQ	LOD	DL	Unit	D	Analyzed	Dil Fac
Aroclor-1016	0.19	U H	0.48	0.19	0.16	ug/L		08/10/12 14:17	1
Aroclor-1221	0.19	U H	0.48	0.19	0.12	ug/L		08/10/12 14:17	1
Aroclor-1232	0.19	U H	0.48	0.19	0.15	ug/L		08/10/12 14:17	1
Aroclor-1242	0.38	U H	0.48	0.38	0.21	ug/L		08/10/12 14:17	1
Aroclor-1248	0.19	U H	0.48	0.19	0.095	ug/L		08/10/12 14:17	1
Aroclor-1254	0.19	U H	0.48	0.19	0.15	ug/L		08/10/12 14:17	1
Aroclor-1260	0.19	U H	0.48	0.19	0.16	ug/L		08/10/12 14:17	1

Surrogate	*%Recovery*	*Qualifier*	*Limits*	*Prepared*	*Analyzed*	*Dil Fac*
Tetrachloro-m-xylene	*85*		*40 - 140*	*08/07/12 11:03*	*08/10/12 14:17*	*1*
Tetrachloro-m-xylene	*72*		*40 - 140*	*08/07/12 11:03*	*08/10/12 14:17*	*1*
DCB Decachlorobiphenyl	*39*	*Q*	*40 - 135*	*08/07/12 11:03*	*08/10/12 14:17*	*1*
DCB Decachlorobiphenyl	*41*		*40 - 135*	*08/07/12 11:03*	*08/10/12 14:17*	*1*

Method: 8330 (Modified) - Organic Compounds by UV/HPLC - Dissolved

Analyte	Result	Qualifier	LOQ	LOD	DL	Unit	D	Analyzed	Dil Fac
Nitroguanidine	6.0 U		20	6.0	2.4	ug/L		08/01/12 10:27	1

Method: 8330/8330A - Nitroaromatics & Nitramines: Explosives (8330/A)

Analyte	Result	Qualifier	LOQ	LOD	DL	Unit	D	Analyzed	Dil Fac
Nitroglycerin	0.50 U		0.65	0.50	0.33	ug/L		08/04/12 18:58	1
PETN	0.50 U		0.65	0.50	0.30	ug/L		08/04/12 18:58	1
2-Amino-4,6-dinitrotoluene	0.10 U		0.20	0.10	0.017	ug/L		08/04/12 18:58	1

Client: Environmental Quality Mgt., Inc.
Project/Site: RVAAP (OH)

TestAmerica Job ID: 240-13518-1

Client Sample ID: FWGB12MW-013-0067-GW
Date Collected: 07/25/12 11:30
Date Received: 07/26/12 08:00

Lab Sample ID: 240-13518-6
Matrix: Water

Method: 8330/8330A - Nitroaromatics & Nitramines: Explosives (8330/A) (Continued)

Analyte	Result	Qualifier	LOQ	LOD	DL	Unit	D	Analyzed	Dil Fac
4-Amino-2,6-dinitrotoluene	0.10 U		0.10	0.10	0.050	ug/L		08/04/12 18:58	1
1,3-Dinitrobenzene	0.10 U		0.10	0.10	0.050	ug/L		08/04/12 18:58	1
2,4-Dinitrotoluene	0.10 U		0.10	0.10	0.050	ug/L		08/04/12 18:58	1
2,6-Dinitrotoluene	0.10 U		0.10	0.10	0.050	ug/L		08/04/12 18:58	1
HMX	0.050 U		0.10	0.050	0.036	ug/L		08/04/12 18:58	1
Nitrobenzene	0.10 U		0.10	0.10	0.050	ug/L		08/04/12 18:58	1
2-Nitrotoluene	0.10 U		0.50	0.10	0.088	ug/L		08/04/12 18:58	1
3-Nitrotoluene	0.10 U		0.50	0.10	0.057	ug/L		08/04/12 18:58	1
4-Nitrotoluene	0.10 U		0.65	0.10	0.088	ug/L		08/04/12 18:58	1
RDX	0.050 U		0.10	0.050	0.036	ug/L		08/04/12 18:58	1
Tetryl	0.10 U		0.10	0.10	0.050	ug/L		08/04/12 18:58	1
1,3,5-Trinitrobenzene	0.050 U		0.10	0.050	0.030	ug/L		08/04/12 18:58	1
2,4,6-Trinitrotoluene	0.10 U		0.10	0.10	0.050	ug/L		08/04/12 18:58	1

Surrogate	*%Recovery*	*Qualifier*	*Limits*	*Prepared*	*Analyzed*	*Dil Fac*
3,4-Dinitrotoluene	*92*		*79 - 111*	*07/31/12 06:00*	*08/04/12 18:58*	*1*

General Chemistry

Analyte	Result	Qualifier	LOQ	LOD	DL	Unit	D	Analyzed	Dil Fac
Cyanide, Total	0.010 U		0.010	0.010	0.0050	mg/L		07/27/12 10:58	1
Nitrocellulose	1.0 U		2.0	1.0	0.48	mg/L		08/10/12 10:55	1

Client: Environmental Quality Mgt., Inc.
Project/Site: RVAAP (OH)

TestAmerica Job ID: 240-13518-1

Client Sample ID: FWGB12MW-013-0067-GF
Date Collected: 07/25/12 11:30
Date Received: 07/26/12 08:00

Lab Sample ID: 240-13518-7
Matrix: Water

Method: 6010B/DOD - Metals (ICP) - Total Recoverable

Analyte	Result	Qualifier	LOQ	LOD	DL	Unit	D	Analyzed	Dil Fac
Arsenic	10	U	10	10	3.3	ug/L		08/07/12 19:45	1
Chromium	4.0	U	7.0	4.0	1.4	ug/L		08/07/12 19:45	1
Cobalt	4.0	U	7.0	4.0	1.5	ug/L		08/07/12 19:45	1
Lead	5.0	U	10	5.0	1.7	ug/L		08/07/12 19:45	1
Selenium	10	U	15	10	4.0	ug/L		08/07/12 19:45	1
Silver	5.0	U	7.0	5.0	1.7	ug/L		08/07/12 19:45	1
Vanadium	4.0	U	7.0	4.0	1.3	ug/L		08/07/12 19:45	1
Barium	**3.9**	**J**	200	5.0	2.8	ug/L		08/07/12 19:45	1
Calcium	**28000**		5000	1000	630	ug/L		08/07/12 19:45	1
Copper	10	U	25	10	4.4	ug/L		08/07/12 19:45	1
Magnesium	**17000**		5000	300	120	ug/L		08/07/12 19:45	1
Manganese	**160**		15	5.0	1.8	ug/L		08/07/12 19:45	1
Nickel	**3.5**	**J**	40	5.0	2.2	ug/L		08/07/12 19:45	1
Potassium	**2200**	**J**	5000	900	300	ug/L		08/07/12 19:45	1

Method: 6020/DOD - Metals (ICP/MS) - Total Recoverable

Analyte	Result	Qualifier	LOQ	LOD	DL	Unit	D	Analyzed	Dil Fac
Aluminum	**120**		60	60	20	ug/L		08/07/12 16:14	1
Antimony	0.50	U	2.0	0.50	0.21	ug/L		08/07/12 16:14	1
Beryllium	0.10	U	1.0	0.10	0.033	ug/L		08/07/12 16:14	1
Cadmium	0.070	U	2.0	0.070	0.023	ug/L		08/07/12 16:14	1
Iron	**630**		150	100	44	ug/L		08/07/12 16:14	1
Sodium	**8200**		1000	400	160	ug/L		08/07/12 16:14	1
Thallium	1.0	U	2.0	1.0	0.32	ug/L		08/07/12 16:14	1
Zinc	20	U	40	20	8.8	ug/L		08/07/12 16:14	1

Method: 7470A/DOD - Mercury (CVAA)

Analyte	Result	Qualifier	LOQ	LOD	DL	Unit	D	Analyzed	Dil Fac
Hg	0.20	U	0.20	0.20	0.12	ug/L		07/30/12 17:00	1

Client Sample ID: FWGLL3MW-245-0118-GW
Date Collected: 07/25/12 13:20
Date Received: 07/26/12 08:00

Lab Sample ID: 240-13518-8
Matrix: Water

Method: 8260B/DoD - Volatile Organic Compounds (GC/MS)

Analyte	Result	Qualifier	LOQ	LOD	DL	Unit	D	Analyzed	Dil Fac
1,1,1-Trichloroethane	0.25	U	1.0	0.25	0.22	ug/L		07/30/12 19:18	1
1,1,2,2-Tetrachloroethane	0.25	U	1.0	0.25	0.18	ug/L		07/30/12 19:18	1
1,1,2-Trichloroethane	0.50	U	1.0	0.50	0.27	ug/L		07/30/12 19:18	1
1,1-Dichloroethane	0.25	U	1.0	0.25	0.15	ug/L		07/30/12 19:18	1
1,1-Dichloroethene	0.25	U	1.0	0.25	0.19	ug/L		07/30/12 19:18	1
1,2-Dichloroethane	0.25	U	1.0	0.25	0.22	ug/L		07/30/12 19:18	1
1,2-Dichloroethene, Total	0.50	U	2.0	0.50	0.34	ug/L		07/30/12 19:18	1
1,2-Dichloropropane	0.25	U	1.0	0.25	0.18	ug/L		07/30/12 19:18	1
2-Hexanone	0.50	U	10	0.50	0.41	ug/L		07/30/12 19:18	1
Bromochloromethane	0.50	U	1.0	0.50	0.29	ug/L		07/30/12 19:18	1
Acetone	**1.1**	**J**	10	1.1	1.1	ug/L		07/30/12 19:18	1
Benzene	0.25	U	1.0	0.25	0.13	ug/L		07/30/12 19:18	1
Bromoform	0.64	U	1.0	0.64	0.64	ug/L		07/30/12 19:18	1
Bromomethane	0.50	U	1.0	0.50	0.41	ug/L		07/30/12 19:18	1
Carbon disulfide	**0.23**	**J**	1.0	0.25	0.13	ug/L		07/30/12 19:18	1
Carbon tetrachloride	0.25	U	1.0	0.25	0.13	ug/L		07/30/12 19:18	1
Chlorobenzene	0.25	U	1.0	0.25	0.15	ug/L		07/30/12 19:18	1
Chloroethane	0.50	U	1.0	0.50	0.29	ug/L		07/30/12 19:18	1
Chloroform	0.25	U	1.0	0.25	0.16	ug/L		07/30/12 19:18	1
Chloromethane	0.50	U	1.0	0.50	0.30	ug/L		07/30/12 19:18	1
cis-1,2-Dichloroethene	0.25	U	1.0	0.25	0.17	ug/L		07/30/12 19:18	1
cis-1,3-Dichloropropene	0.25	U	1.0	0.25	0.14	ug/L		07/30/12 19:18	1
Bromodichloromethane	0.25	U	1.0	0.25	0.15	ug/L		07/30/12 19:18	1
Ethylbenzene	0.25	U	1.0	0.25	0.17	ug/L		07/30/12 19:18	1
1,2-Dibromoethane	0.25	U	1.0	0.25	0.24	ug/L		07/30/12 19:18	1
m-Xylene & p-Xylene	0.50	U	2.0	0.50	0.24	ug/L		07/30/12 19:18	1
2-Butanone (MEK)	0.57	U	10	0.57	0.57	ug/L		07/30/12 19:18	1
4-Methyl-2-pentanone (MIBK)	0.50	U	10	0.50	0.32	ug/L		07/30/12 19:18	1
Methylene Chloride	0.50	U	1.0	0.50	0.33	ug/L		07/30/12 19:18	1
o-Xylene	0.25	U	1.0	0.25	0.14	ug/L		07/30/12 19:18	1
Styrene	0.25	U	1.0	0.25	0.11	ug/L		07/30/12 19:18	1
Tetrachloroethene	0.50	U	1.0	0.50	0.29	ug/L		07/30/12 19:18	1
Toluene	0.25	U	1.0	0.25	0.13	ug/L		07/30/12 19:18	1
trans-1,2-Dichloroethene	0.25	U	1.0	0.25	0.19	ug/L		07/30/12 19:18	1
trans-1,3-Dichloropropene	0.25	U	1.0	0.25	0.19	ug/L		07/30/12 19:18	1
Trichloroethene	0.25	U	1.0	0.25	0.17	ug/L		07/30/12 19:18	1
Vinyl chloride	0.25	U	1.0	0.25	0.22	ug/L		07/30/12 19:18	1
Xylenes, Total	0.75	U	2.0	0.75	0.28	ug/L		07/30/12 19:18	1
Dibromochloromethane	0.25	U	1.0	0.25	0.18	ug/L		07/30/12 19:18	1

Surrogate	*%Recovery*	*Qualifier*	*Limits*	*Prepared*	*Analyzed*	*Dil Fac*
1,2-Dichloroethane-d4 (Surr)	*107*		*70 - 120*		*07/30/12 19:18*	*1*
4-Bromofluorobenzene (Surr)	*88*		*75 - 120*		*07/30/12 19:18*	*1*
Toluene-d8 (Surr)	*85*		*85 - 120*		*07/30/12 19:18*	*1*
Dibromofluoromethane (Surr)	*95*		*85 - 115*		*07/30/12 19:18*	*1*

Method: 8081/DOD - Organochlorine Pesticides (GC) - RE

Analyte	Result	Qualifier	LOQ	LOD	DL	Unit	D	Analyzed	Dil Fac
4,4'-DDD	0.0095	U H	0.048	0.0095	0.0091	ug/L		08/10/12 23:56	1
4,4'-DDE	0.0095	U H	0.048	0.0095	0.0092	ug/L		08/10/12 23:56	1

Client Sample ID: FWGLL3MW-245-0118-GW
Date Collected: 07/25/12 13:20
Date Received: 07/26/12 08:00

Lab Sample ID: 240-13518-8
Matrix: Water

Method: 8081/DOD - Organochlorine Pesticides (GC) - RE (Continued)

Analyte	Result	Qualifier	LOQ	LOD	DL	Unit	D	Analyzed	Dil Fac
4,4'-DDT	0.029	U H	0.048	0.029	0.015	ug/L		08/10/12 23:56	1
Aldrin	0.0095	U H	0.029	0.0095	0.0078	ug/L		08/10/12 23:56	1
alpha-BHC	0.0095	U H	0.029	0.0095	0.0067	ug/L		08/10/12 23:56	1
alpha-Chlordane	0.013	U H	0.048	0.013	0.013	ug/L		08/10/12 23:56	1
beta-BHC	0.0095	U H	0.048	0.0095	0.0080	ug/L		08/10/12 23:56	1
delta-BHC	0.0095	U H	0.048	0.0095	0.0083	ug/L		08/10/12 23:56	1
Dieldrin	0.0095	U H	0.029	0.0095	0.0071	ug/L		08/10/12 23:56	1
Endosulfan I	0.012	U H	0.048	0.012	0.012	ug/L		08/10/12 23:56	1
Endosulfan II	0.011	U H	0.048	0.011	0.011	ug/L		08/10/12 23:56	1
Endosulfan sulfate	0.010	U H	0.048	0.010	0.010	ug/L		08/10/12 23:56	1
Endrin	0.010	U H	0.048	0.010	0.010	ug/L		08/10/12 23:56	1
Endrin aldehyde	0.010	U H	0.048	0.010	0.010	ug/L		08/10/12 23:56	1
Endrin ketone	0.0095	U H	0.048	0.0095	0.0074	ug/L		08/10/12 23:56	1
gamma-BHC (Lindane)	0.0095	U H	0.048	0.0095	0.0061	ug/L		08/10/12 23:56	1
gamma-Chlordane	0.011	U H	0.048	0.011	0.011	ug/L		08/10/12 23:56	1
Heptachlor	0.0095	U H	0.029	0.0095	0.0076	ug/L		08/10/12 23:56	1
Heptachlor epoxide	0.0095	U H	0.029	0.0095	0.0068	ug/L		08/10/12 23:56	1
Methoxychlor	0.030	U H	0.095	0.030	0.030	ug/L		08/10/12 23:56	1
Toxaphene	0.48	U H	1.9	0.48	0.30	ug/L		08/10/12 23:56	1

Surrogate	*%Recovery*	*Qualifier*	*Limits*	*Prepared*	*Analyzed*	*Dil Fac*
DCB Decachlorobiphenyl	*55*		*30 - 135*	*08/08/12 11:06*	*08/10/12 23:56*	*1*
DCB Decachlorobiphenyl	*50*		*30 - 135*	*08/08/12 11:06*	*08/10/12 23:56*	*1*
Tetrachloro-m-xylene	*69*		*25 - 140*	*08/08/12 11:06*	*08/10/12 23:56*	*1*
Tetrachloro-m-xylene	*69*		*25 - 140*	*08/08/12 11:06*	*08/10/12 23:56*	*1*

Method: 8082/DOD - Polychlorinated Biphenyls (PCBs) by Gas Chromatography

Analyte	Result	Qualifier	LOQ	LOD	DL	Unit	D	Analyzed	Dil Fac
Aroclor-1016	0.19	U	0.48	0.19	0.16	ug/L		08/02/12 04:05	1
Aroclor-1221	0.19	U	0.48	0.19	0.12	ug/L		08/02/12 04:05	1
Aroclor-1232	0.19	U	0.48	0.19	0.15	ug/L		08/02/12 04:05	1
Aroclor-1242	0.38	U	0.48	0.38	0.21	ug/L		08/02/12 04:05	1
Aroclor-1248	0.19	U	0.48	0.19	0.095	ug/L		08/02/12 04:05	1
Aroclor-1254	0.19	U	0.48	0.19	0.15	ug/L		08/02/12 04:05	1
Aroclor-1260	0.19	U	0.48	0.19	0.16	ug/L		08/02/12 04:05	1

Surrogate	*%Recovery*	*Qualifier*	*Limits*	*Prepared*	*Analyzed*	*Dil Fac*
Tetrachloro-m-xylene	*61*		*40 - 140*	*07/28/12 10:00*	*08/02/12 04:05*	*1*
Tetrachloro-m-xylene	*72*		*40 - 140*	*07/28/12 10:00*	*08/02/12 04:05*	*1*
DCB Decachlorobiphenyl	*61*		*40 - 135*	*07/28/12 10:00*	*08/02/12 04:05*	*1*
DCB Decachlorobiphenyl	*71*		*40 - 135*	*07/28/12 10:00*	*08/02/12 04:05*	*1*

Method: 8330 (Modified) - Organic Compounds by UV/HPLC - Dissolved

Analyte	Result	Qualifier	LOQ	LOD	DL	Unit	D	Analyzed	Dil Fac
Nitroguanidine	6.0 U		20	6.0	2.4	ug/L		08/01/12 10:41	1

Method: 8330/8330A - Nitroaromatics & Nitramines: Explosives (8330/A)

Analyte	Result	Qualifier	LOQ	LOD	DL	Unit	D	Analyzed	Dil Fac
Nitroglycerin	0.51 U		0.66	0.51	0.34	ug/L		08/04/12 19:38	1.02
PETN	0.51 U		0.66	0.51	0.31	ug/L		08/04/12 19:38	1.02
2-Amino-4,6-dinitrotoluene	0.10 U		0.20	0.10	0.017	ug/L		08/04/12 19:38	1.02

Client: Environmental Quality Mgt., Inc.
Project/Site: RVAAP (OH)

TestAmerica Job ID: 240-13518-1

Client Sample ID: FWGLL3MW-245-0118-GW
Date Collected: 07/25/12 13:20
Date Received: 07/26/12 08:00

Lab Sample ID: 240-13518-8
Matrix: Water

Method: 8330/8330A - Nitroaromatics & Nitramines: Explosives (8330/A) (Continued)

Analyte	Result	Qualifier	LOQ	LOD	DL	Unit	D	Analyzed	Dil Fac
4-Amino-2,6-dinitrotoluene	0.10 U		0.10	0.10	0.051	ug/L		08/04/12 19:38	1.02
1,3-Dinitrobenzene	0.10 U		0.10	0.10	0.051	ug/L		08/04/12 19:38	1.02
2,4-Dinitrotoluene	0.10 U		0.10	0.10	0.051	ug/L		08/04/12 19:38	1.02
2,6-Dinitrotoluene	0.10 U		0.10	0.10	0.051	ug/L		08/04/12 19:38	1.02
HMX	0.051 U		0.10	0.051	0.037	ug/L		08/04/12 19:38	1.02
Nitrobenzene	0.10 U		0.10	0.10	0.051	ug/L		08/04/12 19:38	1.02
2-Nitrotoluene	0.10 U		0.51	0.10	0.090	ug/L		08/04/12 19:38	1.02
3-Nitrotoluene	0.10 U		0.51	0.10	0.058	ug/L		08/04/12 19:38	1.02
4-Nitrotoluene	0.10 U		0.66	0.10	0.090	ug/L		08/04/12 19:38	1.02
RDX	0.051 U		0.10	0.051	0.037	ug/L		08/04/12 19:38	1.02
Tetryl	0.10 U		0.10	0.10	0.051	ug/L		08/04/12 19:38	1.02
1,3,5-Trinitrobenzene	0.051 U		0.10	0.051	0.031	ug/L		08/04/12 19:38	1.02
2,4,6-Trinitrotoluene	0.10 U		0.10	0.10	0.051	ug/L		08/04/12 19:38	1.02

Surrogate	*%Recovery*	*Qualifier*	*Limits*	*Prepared*	*Analyzed*	*Dil Fac*
3,4-Dinitrotoluene	*102*		*79 - 111*	*07/31/12 06:00*	*08/04/12 19:38*	*1.02*

General Chemistry

Analyte	Result	Qualifier	LOQ	LOD	DL	Unit	D	Analyzed	Dil Fac
Cyanide, Total	0.010 U		0.010	0.010	0.0050	mg/L		07/27/12 10:58	1
Nitrocellulose	1.0 U		2.0	1.0	0.48	mg/L		08/10/12 11:01	1

Client: Environmental Quality Mgt., Inc.
Project/Site: RVAAP (OH)

TestAmerica Job ID: 240-13518-1

Client Sample ID: FWGLL3MW-245-0118-GF
Date Collected: 07/25/12 13:20
Date Received: 07/26/12 08:00

Lab Sample ID: 240-13518-9
Matrix: Water

Method: 6010B/DOD - Metals (ICP) - Total Recoverable

Analyte	Result	Qualifier	LOQ	LOD	DL	Unit	D	Analyzed	Dil Fac
Arsenic	10	U	10	10	3.3	ug/L		08/07/12 19:49	1
Chromium	4.0	U	7.0	4.0	1.4	ug/L		08/07/12 19:49	1
Cobalt	4.0	U	7.0	4.0	1.5	ug/L		08/07/12 19:49	1
Lead	5.0	U	10	5.0	1.7	ug/L		08/07/12 19:49	1
Selenium	10	U	15	10	4.0	ug/L		08/07/12 19:49	1
Silver	5.0	U	7.0	5.0	1.7	ug/L		08/07/12 19:49	1
Vanadium	4.0	U	7.0	4.0	1.3	ug/L		08/07/12 19:49	1
Barium	**47**	**J**	200	5.0	2.8	ug/L		08/07/12 19:49	1
Calcium	**110000**		5000	1000	630	ug/L		08/07/12 19:49	1
Copper	10	U	25	10	4.4	ug/L		08/07/12 19:49	1
Magnesium	**37000**		5000	300	120	ug/L		08/07/12 19:49	1
Manganese	**26**		15	5.0	1.8	ug/L		08/07/12 19:49	1
Nickel	5.0	U	40	5.0	2.2	ug/L		08/07/12 19:49	1
Potassium	**7100**		5000	900	300	ug/L		08/07/12 19:49	1

Method: 6020/DOD - Metals (ICP/MS) - Total Recoverable

Analyte	Result	Qualifier	LOQ	LOD	DL	Unit	D	Analyzed	Dil Fac
Aluminum	60	U	60	60	20	ug/L		08/07/12 16:31	1
Antimony	0.50	U	2.0	0.50	0.21	ug/L		08/07/12 16:31	1
Beryllium	0.10	U	1.0	0.10	0.033	ug/L		08/07/12 16:31	1
Cadmium	0.070	U	2.0	0.070	0.023	ug/L		08/07/12 16:31	1
Iron	**460**		150	100	44	ug/L		08/07/12 16:31	1
Sodium	**23000**		1000	400	160	ug/L		08/07/12 16:31	1
Thallium	1.0	U	2.0	1.0	0.32	ug/L		08/07/12 16:31	1
Zinc	20	U	40	20	8.8	ug/L		08/07/12 16:31	1

Method: 7470A/DOD - Mercury (CVAA)

Analyte	Result	Qualifier	LOQ	LOD	DL	Unit	D	Analyzed	Dil Fac
Hg	0.20	U	0.20	0.20	0.12	ug/L		07/30/12 17:02	1

Client Sample ID: FWGLL3MW-DUP6-0144-GW
Date Collected: 07/25/12 14:20
Date Received: 07/26/12 08:00

Lab Sample ID: 240-13518-10
Matrix: Water

Method: 8260B/DoD - Volatile Organic Compounds (GC/MS)

Analyte	Result	Qualifier	LOQ	LOD	DL	Unit	D	Analyzed	Dil Fac
1,1,1-Trichloroethane	0.25	U	1.0	0.25	0.22	ug/L		07/30/12 19:40	1
1,1,2,2-Tetrachloroethane	0.25	U	1.0	0.25	0.18	ug/L		07/30/12 19:40	1
1,1,2-Trichloroethane	0.50	U	1.0	0.50	0.27	ug/L		07/30/12 19:40	1
1,1-Dichloroethane	0.25	U	1.0	0.25	0.15	ug/L		07/30/12 19:40	1
1,1-Dichloroethene	0.25	U	1.0	0.25	0.19	ug/L		07/30/12 19:40	1
1,2-Dichloroethane	0.25	U	1.0	0.25	0.22	ug/L		07/30/12 19:40	1
1,2-Dichloroethene, Total	0.50	U	2.0	0.50	0.34	ug/L		07/30/12 19:40	1
1,2-Dichloropropane	0.25	U	1.0	0.25	0.18	ug/L		07/30/12 19:40	1
2-Hexanone	0.50	U	10	0.50	0.41	ug/L		07/30/12 19:40	1
Bromochloromethane	0.50	U	1.0	0.50	0.29	ug/L		07/30/12 19:40	1
Acetone	**1.2**	**J**	10	1.1	1.1	ug/L		07/30/12 19:40	1
Benzene	0.25	U	1.0	0.25	0.13	ug/L		07/30/12 19:40	1
Bromoform	0.64	U	1.0	0.64	0.64	ug/L		07/30/12 19:40	1
Bromomethane	0.50	U	1.0	0.50	0.41	ug/L		07/30/12 19:40	1
Carbon disulfide	**0.23**	**J**	1.0	0.25	0.13	ug/L		07/30/12 19:40	1
Carbon tetrachloride	0.25	U	1.0	0.25	0.13	ug/L		07/30/12 19:40	1
Chlorobenzene	0.25	U	1.0	0.25	0.15	ug/L		07/30/12 19:40	1
Chloroethane	0.50	U	1.0	0.50	0.29	ug/L		07/30/12 19:40	1
Chloroform	0.25	U	1.0	0.25	0.16	ug/L		07/30/12 19:40	1
Chloromethane	0.50	U	1.0	0.50	0.30	ug/L		07/30/12 19:40	1
cis-1,2-Dichloroethene	0.25	U	1.0	0.25	0.17	ug/L		07/30/12 19:40	1
cis-1,3-Dichloropropene	0.25	U	1.0	0.25	0.14	ug/L		07/30/12 19:40	1
Bromodichloromethane	0.25	U	1.0	0.25	0.15	ug/L		07/30/12 19:40	1
Ethylbenzene	0.25	U	1.0	0.25	0.17	ug/L		07/30/12 19:40	1
1,2-Dibromoethane	0.25	U	1.0	0.25	0.24	ug/L		07/30/12 19:40	1
m-Xylene & p-Xylene	0.50	U	2.0	0.50	0.24	ug/L		07/30/12 19:40	1
2-Butanone (MEK)	0.57	U	10	0.57	0.57	ug/L		07/30/12 19:40	1
4-Methyl-2-pentanone (MIBK)	0.50	U	10	0.50	0.32	ug/L		07/30/12 19:40	1
Methylene Chloride	0.50	U	1.0	0.50	0.33	ug/L		07/30/12 19:40	1
o-Xylene	0.25	U	1.0	0.25	0.14	ug/L		07/30/12 19:40	1
Styrene	0.25	U	1.0	0.25	0.11	ug/L		07/30/12 19:40	1
Tetrachloroethene	0.50	U	1.0	0.50	0.29	ug/L		07/30/12 19:40	1
Toluene	0.25	U	1.0	0.25	0.13	ug/L		07/30/12 19:40	1
trans-1,2-Dichloroethene	0.25	U	1.0	0.25	0.19	ug/L		07/30/12 19:40	1
trans-1,3-Dichloropropene	0.25	U	1.0	0.25	0.19	ug/L		07/30/12 19:40	1
Trichloroethene	0.25	U	1.0	0.25	0.17	ug/L		07/30/12 19:40	1
Vinyl chloride	0.25	U	1.0	0.25	0.22	ug/L		07/30/12 19:40	1
Xylenes, Total	0.75	U	2.0	0.75	0.28	ug/L		07/30/12 19:40	1
Dibromochloromethane	0.25	U	1.0	0.25	0.18	ug/L		07/30/12 19:40	1

Surrogate	*%Recovery*	*Qualifier*	*Limits*	*Prepared*	*Analyzed*	*Dil Fac*
1,2-Dichloroethane-d4 (Surr)	*113*		*70 - 120*		*07/30/12 19:40*	*1*
4-Bromofluorobenzene (Surr)	*93*		*75 - 120*		*07/30/12 19:40*	*1*
Toluene-d8 (Surr)	*88*		*85 - 120*		*07/30/12 19:40*	*1*
Dibromofluoromethane (Surr)	*99*		*85 - 115*		*07/30/12 19:40*	*1*

Method: 8081/DOD - Organochlorine Pesticides (GC) - RE

Analyte	Result	Qualifier	LOQ	LOD	DL	Unit	D	Analyzed	Dil Fac
4,4'-DDD	0.0095	U H	0.048	0.0095	0.0091	ug/L		08/11/12 00:21	1
4,4'-DDE	0.0095	U H	0.048	0.0095	0.0092	ug/L		08/11/12 00:21	1

Client Sample ID: FWGLL3MW-DUP6-0144-GW
Date Collected: 07/25/12 14:20
Date Received: 07/26/12 08:00

Lab Sample ID: 240-13518-10
Matrix: Water

Method: 8081/DOD - Organochlorine Pesticides (GC) - RE (Continued)

Analyte	Result	Qualifier	LOQ	LOD	DL	Unit	D	Analyzed	Dil Fac
4,4'-DDT	0.029	U H	0.048	0.029	0.015	ug/L		08/11/12 00:21	1
Aldrin	0.0095	U H	0.029	0.0095	0.0078	ug/L		08/11/12 00:21	1
alpha-BHC	0.0095	U H	0.029	0.0095	0.0067	ug/L		08/11/12 00:21	1
alpha-Chlordane	0.013	U H	0.048	0.013	0.013	ug/L		08/11/12 00:21	1
beta-BHC	0.0095	U H	0.048	0.0095	0.0080	ug/L		08/11/12 00:21	1
delta-BHC	0.0095	U H	0.048	0.0095	0.0083	ug/L		08/11/12 00:21	1
Dieldrin	0.0095	U H	0.029	0.0095	0.0071	ug/L		08/11/12 00:21	1
Endosulfan I	0.012	U H	0.048	0.012	0.012	ug/L		08/11/12 00:21	1
Endosulfan II	0.011	U H	0.048	0.011	0.011	ug/L		08/11/12 00:21	1
Endosulfan sulfate	0.010	U H	0.048	0.010	0.010	ug/L		08/11/12 00:21	1
Endrin	0.010	U H	0.048	0.010	0.010	ug/L		08/11/12 00:21	1
Endrin aldehyde	0.010	U H	0.048	0.010	0.010	ug/L		08/11/12 00:21	1
Endrin ketone	0.0095	U H	0.048	0.0095	0.0074	ug/L		08/11/12 00:21	1
gamma-BHC (Lindane)	0.0095	U H	0.048	0.0095	0.0061	ug/L		08/11/12 00:21	1
gamma-Chlordane	0.011	U H	0.048	0.011	0.011	ug/L		08/11/12 00:21	1
Heptachlor	0.0095	U H	0.029	0.0095	0.0076	ug/L		08/11/12 00:21	1
Heptachlor epoxide	0.0095	U H	0.029	0.0095	0.0068	ug/L		08/11/12 00:21	1
Methoxychlor	0.030	U H	0.095	0.030	0.030	ug/L		08/11/12 00:21	1
Toxaphene	0.48	U H	1.9	0.48	0.30	ug/L		08/11/12 00:21	1

Surrogate	*%Recovery*	*Qualifier*	*Limits*	*Prepared*	*Analyzed*	*Dil Fac*
DCB Decachlorobiphenyl	*247*	*Q*	*30 - 135*	*08/08/12 11:06*	*08/11/12 00:21*	*1*
DCB Decachlorobiphenyl	*64*		*30 - 135*	*08/08/12 11:06*	*08/11/12 00:21*	*1*
Tetrachloro-m-xylene	*79*		*25 - 140*	*08/08/12 11:06*	*08/11/12 00:21*	*1*
Tetrachloro-m-xylene	*75*		*25 - 140*	*08/08/12 11:06*	*08/11/12 00:21*	*1*

Method: 8082/DOD - Polychlorinated Biphenyls (PCBs) by Gas Chromatography

Analyte	Result	Qualifier	LOQ	LOD	DL	Unit	D	Analyzed	Dil Fac
Aroclor-1016	0.19	U	0.48	0.19	0.16	ug/L		08/02/12 04:20	1
Aroclor-1221	0.19	U	0.48	0.19	0.12	ug/L		08/02/12 04:20	1
Aroclor-1232	0.19	U	0.48	0.19	0.15	ug/L		08/02/12 04:20	1
Aroclor-1242	0.38	U	0.48	0.38	0.21	ug/L		08/02/12 04:20	1
Aroclor-1248	0.19	U	0.48	0.19	0.095	ug/L		08/02/12 04:20	1
Aroclor-1254	0.19	U	0.48	0.19	0.15	ug/L		08/02/12 04:20	1
Aroclor-1260	0.19	U	0.48	0.19	0.16	ug/L		08/02/12 04:20	1

Surrogate	*%Recovery*	*Qualifier*	*Limits*	*Prepared*	*Analyzed*	*Dil Fac*
Tetrachloro-m-xylene	*66*		*40 - 140*	*07/28/12 10:00*	*08/02/12 04:20*	*1*
Tetrachloro-m-xylene	*71*		*40 - 140*	*07/28/12 10:00*	*08/02/12 04:20*	*1*
DCB Decachlorobiphenyl	*58*		*40 - 135*	*07/28/12 10:00*	*08/02/12 04:20*	*1*
DCB Decachlorobiphenyl	*64*		*40 - 135*	*07/28/12 10:00*	*08/02/12 04:20*	*1*

Method: 8330 (Modified) - Organic Compounds by UV/HPLC - Dissolved

Analyte	Result	Qualifier	LOQ	LOD	DL	Unit	D	Analyzed	Dil Fac
Nitroguanidine	6.0 U		20	6.0	2.4	ug/L		08/01/12 10:56	1

Method: 8330/8330A - Nitroaromatics & Nitramines: Explosives (8330/A)

Analyte	Result	Qualifier	LOQ	LOD	DL	Unit	D	Analyzed	Dil Fac
Nitroglycerin	0.52 U		0.68	0.52	0.35	ug/L		08/04/12 20:18	1.05
PETN	0.52 U		0.68	0.52	0.32	ug/L		08/04/12 20:18	1.05
2-Amino-4,6-dinitrotoluene	0.10 U		0.21	0.10	0.018	ug/L		08/04/12 20:18	1.05

Client: Environmental Quality Mgt., Inc.
Project/Site: RVAAP (OH)

TestAmerica Job ID: 240-13518-1

Client Sample ID: FWGLL3MW-DUP6-0144-GW
Date Collected: 07/25/12 14:20
Date Received: 07/26/12 08:00

Lab Sample ID: 240-13518-10
Matrix: Water

Method: 8330/8330A - Nitroaromatics & Nitramines: Explosives (8330/A) (Continued)

Analyte	Result	Qualifier	LOQ	LOD	DL	Unit	D	Analyzed	Dil Fac
4-Amino-2,6-dinitrotoluene	0.10 U		0.10	0.10	0.052	ug/L		08/04/12 20:18	1.05
1,3-Dinitrobenzene	0.10 U		0.10	0.10	0.052	ug/L		08/04/12 20:18	1.05
2,4-Dinitrotoluene	0.10 U		0.10	0.10	0.052	ug/L		08/04/12 20:18	1.05
2,6-Dinitrotoluene	0.10 U		0.10	0.10	0.052	ug/L		08/04/12 20:18	1.05
HMX	0.052 U		0.10	0.052	0.038	ug/L		08/04/12 20:18	1.05
Nitrobenzene	0.10 U		0.10	0.10	0.052	ug/L		08/04/12 20:18	1.05
2-Nitrotoluene	0.10 U		0.52	0.10	0.092	ug/L		08/04/12 20:18	1.05
3-Nitrotoluene	0.10 U		0.52	0.10	0.060	ug/L		08/04/12 20:18	1.05
4-Nitrotoluene	0.10 U		0.68	0.10	0.092	ug/L		08/04/12 20:18	1.05
RDX	0.052 U		0.10	0.052	0.038	ug/L		08/04/12 20:18	1.05
Tetryl	0.10 U		0.10	0.10	0.052	ug/L		08/04/12 20:18	1.05
1,3,5-Trinitrobenzene	0.052 U		0.10	0.052	0.032	ug/L		08/04/12 20:18	1.05
2,4,6-Trinitrotoluene	0.10 U		0.10	0.10	0.052	ug/L		08/04/12 20:18	1.05

Surrogate	*%Recovery*	*Qualifier*	*Limits*	*Prepared*	*Analyzed*	*Dil Fac*
3,4-Dinitrotoluene	*103*		*79 - 111*	*07/31/12 06:00*	*08/04/12 20:18*	*1.05*

General Chemistry

Analyte	Result	Qualifier	LOQ	LOD	DL	Unit	D	Analyzed	Dil Fac
Cyanide, Total	0.010 U		0.010	0.010	0.0050	mg/L		07/27/12 10:58	1
Nitrocellulose	1.0 U		2.0	1.0	0.48	mg/L		08/10/12 11:03	1

Client: Environmental Quality Mgt., Inc.
Project/Site: RVAAP (OH)

TestAmerica Job ID: 240-13518-1

Client Sample ID: FWGLL3MW-DUP6-0144-GF
Date Collected: 07/25/12 14:20
Date Received: 07/26/12 08:00

Lab Sample ID: 240-13518-11
Matrix: Water

Method: 6010B/DOD - Metals (ICP) - Total Recoverable

Analyte	Result	Qualifier	LOQ	LOD	DL	Unit	D	Analyzed	Dil Fac
Arsenic	10	U	10	10	3.3	ug/L		08/07/12 19:53	1
Chromium	4.0	U	7.0	4.0	1.4	ug/L		08/07/12 19:53	1
Cobalt	4.0	U	7.0	4.0	1.5	ug/L		08/07/12 19:53	1
Lead	5.0	U	10	5.0	1.7	ug/L		08/07/12 19:53	1
Selenium	10	U	15	10	4.0	ug/L		08/07/12 19:53	1
Silver	5.0	U	7.0	5.0	1.7	ug/L		08/07/12 19:53	1
Vanadium	4.0	U	7.0	4.0	1.3	ug/L		08/07/12 19:53	1
Barium	**48**	**J**	200	5.0	2.8	ug/L		08/07/12 19:53	1
Calcium	**110000**		5000	1000	630	ug/L		08/07/12 19:53	1
Copper	10	U	25	10	4.4	ug/L		08/07/12 19:53	1
Magnesium	**38000**		5000	300	120	ug/L		08/07/12 19:53	1
Manganese	**27**		15	5.0	1.8	ug/L		08/07/12 19:53	1
Nickel	5.0	U	40	5.0	2.2	ug/L		08/07/12 19:53	1
Potassium	**7200**		5000	900	300	ug/L		08/07/12 19:53	1

Method: 6020/DOD - Metals (ICP/MS) - Total Recoverable

Analyte	Result	Qualifier	LOQ	LOD	DL	Unit	D	Analyzed	Dil Fac
Aluminum	60	U	60	60	20	ug/L		08/07/12 16:36	1
Antimony	0.50	U	2.0	0.50	0.21	ug/L		08/07/12 16:36	1
Beryllium	0.10	U	1.0	0.10	0.033	ug/L		08/07/12 16:36	1
Cadmium	0.070	U	2.0	0.070	0.023	ug/L		08/07/12 16:36	1
Iron	**470**		150	100	44	ug/L		08/07/12 16:36	1
Sodium	**24000**		1000	400	160	ug/L		08/07/12 16:36	1
Thallium	1.0	U	2.0	1.0	0.32	ug/L		08/07/12 16:36	1
Zinc	20	U	40	20	8.8	ug/L		08/07/12 16:36	1

Method: 7470A/DOD - Mercury (CVAA)

Analyte	Result	Qualifier	LOQ	LOD	DL	Unit	D	Analyzed	Dil Fac
Hg	0.20	U	0.20	0.20	0.12	ug/L		07/30/12 17:04	1

Client Sample ID: FWGLL11MW-007C-0098-GW
Date Collected: 07/25/12 17:00
Date Received: 07/26/12 08:00

Lab Sample ID: 240-13518-12
Matrix: Water

Method: 8260B/DoD - Volatile Organic Compounds (GC/MS)

Analyte	Result	Qualifier	LOQ	LOD	DL	Unit	D	Analyzed	Dil Fac
1,1,1-Trichloroethane	0.25	U	1.0	0.25	0.22	ug/L		07/30/12 20:02	1
1,1,2,2-Tetrachloroethane	0.25	U	1.0	0.25	0.18	ug/L		07/30/12 20:02	1
1,1,2-Trichloroethane	0.50	U	1.0	0.50	0.27	ug/L		07/30/12 20:02	1
1,1-Dichloroethane	0.25	U	1.0	0.25	0.15	ug/L		07/30/12 20:02	1
1,1-Dichloroethene	0.25	U	1.0	0.25	0.19	ug/L		07/30/12 20:02	1
1,2-Dichloroethane	0.25	U	1.0	0.25	0.22	ug/L		07/30/12 20:02	1
1,2-Dichloroethene, Total	0.50	U	2.0	0.50	0.34	ug/L		07/30/12 20:02	1
1,2-Dichloropropane	0.25	U	1.0	0.25	0.18	ug/L		07/30/12 20:02	1
2-Hexanone	0.50	U	10	0.50	0.41	ug/L		07/30/12 20:02	1
Bromochloromethane	0.50	U	1.0	0.50	0.29	ug/L		07/30/12 20:02	1
Acetone	**1.5**	**J**	10	1.1	1.1	ug/L		07/30/12 20:02	1
Benzene	0.25	U	1.0	0.25	0.13	ug/L		07/30/12 20:02	1
Bromoform	0.64	U	1.0	0.64	0.64	ug/L		07/30/12 20:02	1
Bromomethane	0.50	U	1.0	0.50	0.41	ug/L		07/30/12 20:02	1
Carbon disulfide	0.25	U	1.0	0.25	0.13	ug/L		07/30/12 20:02	1
Carbon tetrachloride	0.25	U	1.0	0.25	0.13	ug/L		07/30/12 20:02	1
Chlorobenzene	0.25	U	1.0	0.25	0.15	ug/L		07/30/12 20:02	1
Chloroethane	0.50	U	1.0	0.50	0.29	ug/L		07/30/12 20:02	1
Chloroform	0.25	U	1.0	0.25	0.16	ug/L		07/30/12 20:02	1
Chloromethane	0.50	U	1.0	0.50	0.30	ug/L		07/30/12 20:02	1
cis-1,2-Dichloroethene	0.25	U	1.0	0.25	0.17	ug/L		07/30/12 20:02	1
cis-1,3-Dichloropropene	0.25	U	1.0	0.25	0.14	ug/L		07/30/12 20:02	1
Bromodichloromethane	0.25	U	1.0	0.25	0.15	ug/L		07/30/12 20:02	1
Ethylbenzene	0.25	U	1.0	0.25	0.17	ug/L		07/30/12 20:02	1
1,2-Dibromoethane	0.25	U	1.0	0.25	0.24	ug/L		07/30/12 20:02	1
m-Xylene & p-Xylene	0.50	U	2.0	0.50	0.24	ug/L		07/30/12 20:02	1
2-Butanone (MEK)	0.57	U	10	0.57	0.57	ug/L		07/30/12 20:02	1
4-Methyl-2-pentanone (MIBK)	0.50	U	10	0.50	0.32	ug/L		07/30/12 20:02	1
Methylene Chloride	0.50	U	1.0	0.50	0.33	ug/L		07/30/12 20:02	1
o-Xylene	0.25	U	1.0	0.25	0.14	ug/L		07/30/12 20:02	1
Styrene	0.25	U	1.0	0.25	0.11	ug/L		07/30/12 20:02	1
Tetrachloroethene	0.50	U	1.0	0.50	0.29	ug/L		07/30/12 20:02	1
Toluene	0.25	U	1.0	0.25	0.13	ug/L		07/30/12 20:02	1
trans-1,2-Dichloroethene	0.25	U	1.0	0.25	0.19	ug/L		07/30/12 20:02	1
trans-1,3-Dichloropropene	0.25	U	1.0	0.25	0.19	ug/L		07/30/12 20:02	1
Trichloroethene	0.25	U	1.0	0.25	0.17	ug/L		07/30/12 20:02	1
Vinyl chloride	0.25	U	1.0	0.25	0.22	ug/L		07/30/12 20:02	1
Xylenes, Total	0.75	U	2.0	0.75	0.28	ug/L		07/30/12 20:02	1
Dibromochloromethane	0.25	U	1.0	0.25	0.18	ug/L		07/30/12 20:02	1

Surrogate	*%Recovery*	*Qualifier*	*Limits*	*Prepared*	*Analyzed*	*Dil Fac*
1,2-Dichloroethane-d4 (Surr)	*111*		*70 - 120*		*07/30/12 20:02*	*1*
4-Bromofluorobenzene (Surr)	*89*		*75 - 120*		*07/30/12 20:02*	*1*
Toluene-d8 (Surr)	*87*		*85 - 120*		*07/30/12 20:02*	*1*
Dibromofluoromethane (Surr)	*101*		*85 - 115*		*07/30/12 20:02*	*1*

Method: 8081/DOD - Organochlorine Pesticides (GC) - RE

Analyte	Result	Qualifier	LOQ	LOD	DL	Unit	D	Analyzed	Dil Fac
4,4'-DDD	0.0095	U H	0.048	0.0095	0.0091	ug/L		08/11/12 00:45	1
4,4'-DDE	0.0095	U H	0.048	0.0095	0.0092	ug/L		08/11/12 00:45	1

Client Sample ID: FWGLL11MW-007C-0098-GW
Date Collected: 07/25/12 17:00
Date Received: 07/26/12 08:00

Lab Sample ID: 240-13518-12
Matrix: Water

Method: 8081/DOD - Organochlorine Pesticides (GC) - RE (Continued)

Analyte	Result	Qualifier	LOQ	LOD	DL	Unit	D	Analyzed	Dil Fac
4,4'-DDT	0.029	U H	0.048	0.029	0.015	ug/L		08/11/12 00:45	1
Aldrin	0.0095	U H	0.029	0.0095	0.0078	ug/L		08/11/12 00:45	1
alpha-BHC	0.0095	U H	0.029	0.0095	0.0067	ug/L		08/11/12 00:45	1
alpha-Chlordane	0.013	U H	0.048	0.013	0.013	ug/L		08/11/12 00:45	1
beta-BHC	0.0095	U H	0.048	0.0095	0.0080	ug/L		08/11/12 00:45	1
delta-BHC	0.0095	U H	0.048	0.0095	0.0083	ug/L		08/11/12 00:45	1
Dieldrin	0.0095	U H	0.029	0.0095	0.0071	ug/L		08/11/12 00:45	1
Endosulfan I	0.012	U H	0.048	0.012	0.012	ug/L		08/11/12 00:45	1
Endosulfan II	0.011	U H	0.048	0.011	0.011	ug/L		08/11/12 00:45	1
Endosulfan sulfate	0.010	U H	0.048	0.010	0.010	ug/L		08/11/12 00:45	1
Endrin	0.010	U H	0.048	0.010	0.010	ug/L		08/11/12 00:45	1
Endrin aldehyde	0.010	U H	0.048	0.010	0.010	ug/L		08/11/12 00:45	1
Endrin ketone	0.0095	U H	0.048	0.0095	0.0074	ug/L		08/11/12 00:45	1
gamma-BHC (Lindane)	0.0095	U H	0.048	0.0095	0.0061	ug/L		08/11/12 00:45	1
gamma-Chlordane	0.011	U H	0.048	0.011	0.011	ug/L		08/11/12 00:45	1
Heptachlor	0.0095	U H	0.029	0.0095	0.0076	ug/L		08/11/12 00:45	1
Heptachlor epoxide	0.0095	U H	0.029	0.0095	0.0068	ug/L		08/11/12 00:45	1
Methoxychlor	0.030	U H	0.095	0.030	0.030	ug/L		08/11/12 00:45	1
Toxaphene	0.48	U H	1.9	0.48	0.30	ug/L		08/11/12 00:45	1

Surrogate	*%Recovery*	*Qualifier*	*Limits*	*Prepared*	*Analyzed*	*Dil Fac*
DCB Decachlorobiphenyl	*51*		*30 - 135*	*08/08/12 11:06*	*08/11/12 00:45*	*1*
DCB Decachlorobiphenyl	*28*	*Q*	*30 - 135*	*08/08/12 11:06*	*08/11/12 00:45*	*1*
Tetrachloro-m-xylene	*65*		*25 - 140*	*08/08/12 11:06*	*08/11/12 00:45*	*1*
Tetrachloro-m-xylene	*66*		*25 - 140*	*08/08/12 11:06*	*08/11/12 00:45*	*1*

Method: 8330 (Modified) - Organic Compounds by UV/HPLC - Dissolved

Analyte	Result	Qualifier	LOQ	LOD	DL	Unit	D	Analyzed	Dil Fac
Nitroguanidine	6.0 U		20	6.0	2.4	ug/L		08/01/12 11:10	1

Method: 8330/8330A - Nitroaromatics & Nitramines: Explosives (8330/A)

Analyte	Result	Qualifier	LOQ	LOD	DL	Unit	D	Analyzed	Dil Fac
Nitroglycerin	0.52 U		0.67	0.52	0.34	ug/L		08/04/12 20:59	1.03
PETN	0.52 U		0.67	0.52	0.31	ug/L		08/04/12 20:59	1.03
2-Amino-4,6-dinitrotoluene	0.10 U		0.21	0.10	0.018	ug/L		08/04/12 20:59	1.03
4-Amino-2,6-dinitrotoluene	0.10 U		0.10	0.10	0.052	ug/L		08/04/12 20:59	1.03
1,3-Dinitrobenzene	0.10 U		0.10	0.10	0.052	ug/L		08/04/12 20:59	1.03
2,4-Dinitrotoluene	0.10 U		0.10	0.10	0.052	ug/L		08/04/12 20:59	1.03
2,6-Dinitrotoluene	0.10 U		0.10	0.10	0.052	ug/L		08/04/12 20:59	1.03
HMX	0.052 U		0.10	0.052	0.037	ug/L		08/04/12 20:59	1.03
Nitrobenzene	0.10 U		0.10	0.10	0.052	ug/L		08/04/12 20:59	1.03
2-Nitrotoluene	0.10 U		0.52	0.10	0.091	ug/L		08/04/12 20:59	1.03
3-Nitrotoluene	0.10 U		0.52	0.10	0.059	ug/L		08/04/12 20:59	1.03
4-Nitrotoluene	0.10 U		0.67	0.10	0.091	ug/L		08/04/12 20:59	1.03
RDX	0.052 U		0.10	0.052	0.037	ug/L		08/04/12 20:59	1.03
Tetryl	0.10 U		0.10	0.10	0.052	ug/L		08/04/12 20:59	1.03
1,3,5-Trinitrobenzene	0.052 U		0.10	0.052	0.031	ug/L		08/04/12 20:59	1.03
2,4,6-Trinitrotoluene	0.10 U		0.10	0.10	0.052	ug/L		08/04/12 20:59	1.03

Client: Environmental Quality Mgt., Inc.
Project/Site: RVAAP (OH)

TestAmerica Job ID: 240-13518-1

Client Sample ID: FWGLL11MW-007C-0098-GW
Date Collected: 07/25/12 17:00
Date Received: 07/26/12 08:00

Lab Sample ID: 240-13518-12
Matrix: Water

Surrogate	*%Recovery*	*Qualifier*	*Limits*	*Prepared*	*Analyzed*	*Dil Fac*
3,4-Dinitrotoluene	*100*		*79 - 111*	*07/31/12 06:00*	*08/04/12 20:59*	*1.03*

General Chemistry

Analyte	Result	Qualifier	LOQ	LOD	DL	Unit	D	Analyzed	Dil Fac
Nitrocellulose	1.0 U		2.0	1.0	0.48	mg/L		08/10/12 11:05	1

Client: Environmental Quality Mgt., Inc.
Project/Site: RVAAP (OH)

TestAmerica Job ID: 240-13518-1

Client Sample ID: FWGLL11MW-007C-0098-GF
Date Collected: 07/25/12 17:00
Date Received: 07/26/12 08:00

Lab Sample ID: 240-13518-13
Matrix: Water

Method: 6010B/DOD - Metals (ICP) - Total Recoverable

Analyte	Result	Qualifier	LOQ	LOD	DL	Unit	D	Analyzed	Dil Fac
Arsenic	**20**		10	10	3.3	ug/L		08/07/12 19:57	1
Chromium	4.0	U	7.0	4.0	1.4	ug/L		08/07/12 19:57	1
Cobalt	4.0	U	7.0	4.0	1.5	ug/L		08/07/12 19:57	1
Lead	5.0	U	10	5.0	1.7	ug/L		08/07/12 19:57	1
Selenium	10	U	15	10	4.0	ug/L		08/07/12 19:57	1
Silver	5.0	U	7.0	5.0	1.7	ug/L		08/07/12 19:57	1
Vanadium	4.0	U	7.0	4.0	1.3	ug/L		08/07/12 19:57	1
Barium	**70**	**J**	200	5.0	2.8	ug/L		08/07/12 19:57	1
Calcium	**79000**		5000	1000	630	ug/L		08/07/12 19:57	1
Copper	10	U	25	10	4.4	ug/L		08/07/12 19:57	1
Magnesium	**28000**		5000	300	120	ug/L		08/07/12 19:57	1
Manganese	**180**		15	5.0	1.8	ug/L		08/07/12 19:57	1
Nickel	5.0	U	40	5.0	2.2	ug/L		08/07/12 19:57	1
Potassium	**1400**	**J**	5000	900	300	ug/L		08/07/12 19:57	1

Method: 6020/DOD - Metals (ICP/MS) - Total Recoverable

Analyte	Result	Qualifier	LOQ	LOD	DL	Unit	D	Analyzed	Dil Fac
Aluminum	60	U	60	60	20	ug/L		08/07/12 16:41	1
Antimony	0.50	U	2.0	0.50	0.21	ug/L		08/07/12 16:41	1
Beryllium	0.10	U	1.0	0.10	0.033	ug/L		08/07/12 16:41	1
Cadmium	0.070	U	2.0	0.070	0.023	ug/L		08/07/12 16:41	1
Iron	**990**		150	100	44	ug/L		08/07/12 16:41	1
Sodium	**13000**		1000	400	160	ug/L		08/07/12 16:41	1
Thallium	1.0	U	2.0	1.0	0.32	ug/L		08/07/12 16:41	1
Zinc	20	U	40	20	8.8	ug/L		08/07/12 16:41	1

Method: 7470A/DOD - Mercury (CVAA)

Analyte	Result	Qualifier	LOQ	LOD	DL	Unit	D	Analyzed	Dil Fac
Hg	0.20	U	0.20	0.20	0.12	ug/L		07/30/12 17:05	1

Client: Environmental Quality Mgt., Inc.
Project/Site: RVAAP (OH)

TestAmerica Job ID: 240-13518-1

Client Sample ID: FWG TEAM 2 - TRIP
Date Collected: 07/25/12 08:00
Date Received: 07/26/12 08:00

Lab Sample ID: 240-13518-14
Matrix: Water

Method: 8260B/DoD - Volatile Organic Compounds (GC/MS)

Analyte	Result	Qualifier	LOQ	LOD	DL	Unit	D	Analyzed	Dil Fac
1,1,1-Trichloroethane	0.25	U	1.0	0.25	0.22	ug/L		08/01/12 16:37	1
1,1,2,2-Tetrachloroethane	0.25	U	1.0	0.25	0.18	ug/L		08/01/12 16:37	1
1,1,2-Trichloroethane	0.50	U	1.0	0.50	0.27	ug/L		08/01/12 16:37	1
1,1-Dichloroethane	0.25	U	1.0	0.25	0.15	ug/L		08/01/12 16:37	1
1,1-Dichloroethene	0.25	U	1.0	0.25	0.19	ug/L		08/01/12 16:37	1
1,2-Dichloroethane	0.25	U	1.0	0.25	0.22	ug/L		08/01/12 16:37	1
1,2-Dichloroethene, Total	0.50	U	2.0	0.50	0.34	ug/L		08/01/12 16:37	1
1,2-Dichloropropane	0.25	U	1.0	0.25	0.18	ug/L		08/01/12 16:37	1
2-Hexanone	0.50	U	10	0.50	0.41	ug/L		08/01/12 16:37	1
Bromochloromethane	0.50	U	1.0	0.50	0.29	ug/L		08/01/12 16:37	1
Acetone	**4.8**	**J**	10	1.1	1.1	ug/L		08/01/12 16:37	1
Benzene	0.25	U	1.0	0.25	0.13	ug/L		08/01/12 16:37	1
Bromoform	0.64	U	1.0	0.64	0.64	ug/L		08/01/12 16:37	1
Bromomethane	0.50	U	1.0	0.50	0.41	ug/L		08/01/12 16:37	1
Carbon disulfide	0.25	U	1.0	0.25	0.13	ug/L		08/01/12 16:37	1
Carbon tetrachloride	0.25	U	1.0	0.25	0.13	ug/L		08/01/12 16:37	1
Chlorobenzene	0.25	U	1.0	0.25	0.15	ug/L		08/01/12 16:37	1
Chloroethane	0.50	U	1.0	0.50	0.29	ug/L		08/01/12 16:37	1
Chloroform	0.25	U	1.0	0.25	0.16	ug/L		08/01/12 16:37	1
Chloromethane	0.50	U	1.0	0.50	0.30	ug/L		08/01/12 16:37	1
cis-1,2-Dichloroethene	0.25	U	1.0	0.25	0.17	ug/L		08/01/12 16:37	1
cis-1,3-Dichloropropene	0.25	U	1.0	0.25	0.14	ug/L		08/01/12 16:37	1
Bromodichloromethane	0.25	U	1.0	0.25	0.15	ug/L		08/01/12 16:37	1
Ethylbenzene	0.25	U	1.0	0.25	0.17	ug/L		08/01/12 16:37	1
1,2-Dibromoethane	0.25	U	1.0	0.25	0.24	ug/L		08/01/12 16:37	1
m-Xylene & p-Xylene	0.50	U	2.0	0.50	0.24	ug/L		08/01/12 16:37	1
2-Butanone (MEK)	0.57	U	10	0.57	0.57	ug/L		08/01/12 16:37	1
4-Methyl-2-pentanone (MIBK)	0.50	U	10	0.50	0.32	ug/L		08/01/12 16:37	1
Methylene Chloride	**1.0**	**B**	1.0	0.50	0.33	ug/L		08/01/12 16:37	1
o-Xylene	0.25	U	1.0	0.25	0.14	ug/L		08/01/12 16:37	1
Styrene	0.25	U	1.0	0.25	0.11	ug/L		08/01/12 16:37	1
Tetrachloroethene	0.50	U	1.0	0.50	0.29	ug/L		08/01/12 16:37	1
Toluene	0.25	U	1.0	0.25	0.13	ug/L		08/01/12 16:37	1
trans-1,2-Dichloroethene	0.25	U	1.0	0.25	0.19	ug/L		08/01/12 16:37	1
trans-1,3-Dichloropropene	0.25	U	1.0	0.25	0.19	ug/L		08/01/12 16:37	1
Trichloroethene	0.25	U	1.0	0.25	0.17	ug/L		08/01/12 16:37	1
Vinyl chloride	0.25	U	1.0	0.25	0.22	ug/L		08/01/12 16:37	1
Xylenes, Total	0.75	U	2.0	0.75	0.28	ug/L		08/01/12 16:37	1
Dibromochloromethane	0.25	U	1.0	0.25	0.18	ug/L		08/01/12 16:37	1

Surrogate	*%Recovery*	*Qualifier*	*Limits*	*Prepared*	*Analyzed*	*Dil Fac*
1,2-Dichloroethane-d4 (Surr)	*95*		*70 - 120*		*08/01/12 16:37*	*1*
4-Bromofluorobenzene (Surr)	*97*		*75 - 120*		*08/01/12 16:37*	*1*
Toluene-d8 (Surr)	*95*		*85 - 120*		*08/01/12 16:37*	*1*
Dibromofluoromethane (Surr)	*102*		*85 - 115*		*08/01/12 16:37*	*1*

Client: Environmental Quality Mgt., Inc.
Project/Site: RVAAP (OH)

TestAmerica Job ID: 240-13518-1

Client Sample ID: FWGCBLMW-002C-0066-GW — **Lab Sample ID: 240-13518-15**
Date Collected: 07/25/12 09:38 — **Matrix: Water**
Date Received: 07/26/12 08:00

Method: 8082/DOD - Polychlorinated Biphenyls (PCBs) by Gas Chromatography

Analyte	Result	Qualifier	LOQ	LOD	DL	Unit	D	Analyzed	Dil Fac
Aroclor-1016	0.21	U	0.53	0.21	0.18	ug/L		08/01/12 22:02	1
Aroclor-1221	0.21	U	0.53	0.21	0.14	ug/L		08/01/12 22:02	1
Aroclor-1232	0.21	U	0.53	0.21	0.17	ug/L		08/01/12 22:02	1
Aroclor-1242	0.43	U	0.53	0.43	0.23	ug/L		08/01/12 22:02	1
Aroclor-1248	0.21	U	0.53	0.21	0.11	ug/L		08/01/12 22:02	1
Aroclor-1254	0.21	U	0.53	0.21	0.17	ug/L		08/01/12 22:02	1
Aroclor-1260	0.21	U	0.53	0.21	0.18	ug/L		08/01/12 22:02	1

Surrogate	*%Recovery*	*Qualifier*	*Limits*	*Prepared*	*Analyzed*	*Dil Fac*
Tetrachloro-m-xylene	*67*		*40 - 140*	*07/28/12 08:50*	*08/01/12 22:02*	*1*
Tetrachloro-m-xylene	*72*		*40 - 140*	*07/28/12 08:50*	*08/01/12 22:02*	*1*
DCB Decachlorobiphenyl	*60*		*40 - 135*	*07/28/12 08:50*	*08/01/12 22:02*	*1*
DCB Decachlorobiphenyl	*65*		*40 - 135*	*07/28/12 08:50*	*08/01/12 22:02*	*1*

Client Sample ID: FWGNTAMW-109C-0125-GW
Date Collected: 07/25/12 10:08
Date Received: 07/26/12 08:00

Lab Sample ID: 240-13518-16
Matrix: Water

Method: 8260B/DoD - Volatile Organic Compounds (GC/MS)

Analyte	Result	Qualifier	LOQ	LOD	DL	Unit	D	Analyzed	Dil Fac
1,1,1-Trichloroethane	0.25	U	1.0	0.25	0.22	ug/L		08/01/12 17:00	1
1,1,2,2-Tetrachloroethane	0.25	U	1.0	0.25	0.18	ug/L		08/01/12 17:00	1
1,1,2-Trichloroethane	0.50	U	1.0	0.50	0.27	ug/L		08/01/12 17:00	1
1,1-Dichloroethane	0.25	U	1.0	0.25	0.15	ug/L		08/01/12 17:00	1
1,1-Dichloroethene	0.25	U	1.0	0.25	0.19	ug/L		08/01/12 17:00	1
1,2-Dichloroethane	0.25	U	1.0	0.25	0.22	ug/L		08/01/12 17:00	1
1,2-Dichloroethene, Total	0.50	U	2.0	0.50	0.34	ug/L		08/01/12 17:00	1
1,2-Dichloropropane	0.25	U	1.0	0.25	0.18	ug/L		08/01/12 17:00	1
2-Hexanone	0.50	U	10	0.50	0.41	ug/L		08/01/12 17:00	1
Bromochloromethane	0.50	U	1.0	0.50	0.29	ug/L		08/01/12 17:00	1
Acetone	1.1	U	10	1.1	1.1	ug/L		08/01/12 17:00	1
Benzene	0.25	U	1.0	0.25	0.13	ug/L		08/01/12 17:00	1
Bromoform	0.64	U	1.0	0.64	0.64	ug/L		08/01/12 17:00	1
Bromomethane	0.50	U	1.0	0.50	0.41	ug/L		08/01/12 17:00	1
Carbon disulfide	0.25	U	1.0	0.25	0.13	ug/L		08/01/12 17:00	1
Carbon tetrachloride	0.25	U	1.0	0.25	0.13	ug/L		08/01/12 17:00	1
Chlorobenzene	0.25	U	1.0	0.25	0.15	ug/L		08/01/12 17:00	1
Chloroethane	0.50	U	1.0	0.50	0.29	ug/L		08/01/12 17:00	1
Chloroform	0.25	U	1.0	0.25	0.16	ug/L		08/01/12 17:00	1
Chloromethane	0.50	U	1.0	0.50	0.30	ug/L		08/01/12 17:00	1
cis-1,2-Dichloroethene	0.25	U	1.0	0.25	0.17	ug/L		08/01/12 17:00	1
cis-1,3-Dichloropropene	0.25	U	1.0	0.25	0.14	ug/L		08/01/12 17:00	1
Bromodichloromethane	0.25	U	1.0	0.25	0.15	ug/L		08/01/12 17:00	1
Ethylbenzene	0.25	U	1.0	0.25	0.17	ug/L		08/01/12 17:00	1
1,2-Dibromoethane	0.25	U	1.0	0.25	0.24	ug/L		08/01/12 17:00	1
m-Xylene & p-Xylene	0.50	U	2.0	0.50	0.24	ug/L		08/01/12 17:00	1
2-Butanone (MEK)	0.57	U	10	0.57	0.57	ug/L		08/01/12 17:00	1
4-Methyl-2-pentanone (MIBK)	0.50	U	10	0.50	0.32	ug/L		08/01/12 17:00	1
Methylene Chloride	0.50	U	1.0	0.50	0.33	ug/L		08/01/12 17:00	1
o-Xylene	0.25	U	1.0	0.25	0.14	ug/L		08/01/12 17:00	1
Styrene	0.25	U	1.0	0.25	0.11	ug/L		08/01/12 17:00	1
Tetrachloroethene	0.50	U	1.0	0.50	0.29	ug/L		08/01/12 17:00	1
Toluene	0.25	U	1.0	0.25	0.13	ug/L		08/01/12 17:00	1
trans-1,2-Dichloroethene	0.25	U	1.0	0.25	0.19	ug/L		08/01/12 17:00	1
trans-1,3-Dichloropropene	0.25	U	1.0	0.25	0.19	ug/L		08/01/12 17:00	1
Trichloroethene	0.25	U	1.0	0.25	0.17	ug/L		08/01/12 17:00	1
Vinyl chloride	0.25	U	1.0	0.25	0.22	ug/L		08/01/12 17:00	1
Xylenes, Total	0.75	U	2.0	0.75	0.28	ug/L		08/01/12 17:00	1
Dibromochloromethane	0.25	U	1.0	0.25	0.18	ug/L		08/01/12 17:00	1

Surrogate	*%Recovery*	*Qualifier*	*Limits*	*Prepared*	*Analyzed*	*Dil Fac*
1,2-Dichloroethane-d4 (Surr)	*91*		*70 - 120*		*08/01/12 17:00*	*1*
4-Bromofluorobenzene (Surr)	*98*		*75 - 120*		*08/01/12 17:00*	*1*
Toluene-d8 (Surr)	*96*		*85 - 120*		*08/01/12 17:00*	*1*
Dibromofluoromethane (Surr)	*100*		*85 - 115*		*08/01/12 17:00*	*1*

Method: 8082/DOD - Polychlorinated Biphenyls (PCBs) by Gas Chromatography

Analyte	Result	Qualifier	LOQ	LOD	DL	Unit	D	Analyzed	Dil Fac
Aroclor-1016	0.22	U H	0.55	0.22	0.19	ug/L		08/10/12 14:33	1
Aroclor-1221	0.22	U H	0.55	0.22	0.14	ug/L		08/10/12 14:33	1

Client: Environmental Quality Mgt., Inc.
Project/Site: RVAAP (OH)

TestAmerica Job ID: 240-13518-1

Client Sample ID: FWGNTAMW-109C-0125-GW
Date Collected: 07/25/12 10:08
Date Received: 07/26/12 08:00

Lab Sample ID: 240-13518-16
Matrix: Water

Method: 8082/DOD - Polychlorinated Biphenyls (PCBs) by Gas Chromatography (Continued)

Analyte	Result	Qualifier	LOQ	LOD	DL	Unit	D	Analyzed	Dil Fac
Aroclor-1232	0.22	U H	0.55	0.22	0.18	ug/L		08/10/12 14:33	1
Aroclor-1242	0.44	U H	0.55	0.44	0.24	ug/L		08/10/12 14:33	1
Aroclor-1248	0.22	U H	0.55	0.22	0.11	ug/L		08/10/12 14:33	1
Aroclor-1254	0.22	U H	0.55	0.22	0.18	ug/L		08/10/12 14:33	1
Aroclor-1260	0.22	U H	0.55	0.22	0.19	ug/L		08/10/12 14:33	1

Surrogate	*%Recovery*	*Qualifier*	*Limits*	*Prepared*	*Analyzed*	*Dil Fac*
Tetrachloro-m-xylene	*83*		*40 - 140*	*08/07/12 11:03*	*08/10/12 14:33*	*1*
Tetrachloro-m-xylene	*74*		*40 - 140*	*08/07/12 11:03*	*08/10/12 14:33*	*1*
DCB Decachlorobiphenyl	*51*		*40 - 135*	*08/07/12 11:03*	*08/10/12 14:33*	*1*
DCB Decachlorobiphenyl	*52*		*40 - 135*	*08/07/12 11:03*	*08/10/12 14:33*	*1*

Client: Environmental Quality Mgt., Inc.
Project/Site: RVAAP (OH)

TestAmerica Job ID: 240-13518-1

Client Sample ID: FWGNTAMW-109C-0125-GF
Date Collected: 07/25/12 10:08
Date Received: 07/26/12 08:00

Lab Sample ID: 240-13518-17
Matrix: Water

Method: 6010B/DOD - Metals (ICP) - Total Recoverable

Analyte	Result	Qualifier	LOQ	LOD	DL	Unit	D	Analyzed	Dil Fac
Arsenic	10	U	10	10	3.3	ug/L		08/07/12 20:01	1
Chromium	4.0	U	7.0	4.0	1.4	ug/L		08/07/12 20:01	1
Cobalt	4.0	U	7.0	4.0	1.5	ug/L		08/07/12 20:01	1
Lead	5.0	U	10	5.0	1.7	ug/L		08/07/12 20:01	1
Selenium	10	U	15	10	4.0	ug/L		08/07/12 20:01	1
Silver	5.0	U	7.0	5.0	1.7	ug/L		08/07/12 20:01	1
Vanadium	4.0	U	7.0	4.0	1.3	ug/L		08/07/12 20:01	1
Barium	**26**	**J**	200	5.0	2.8	ug/L		08/07/12 20:01	1
Calcium	**6400**		5000	1000	630	ug/L		08/07/12 20:01	1
Copper	10	U	25	10	4.4	ug/L		08/07/12 20:01	1
Magnesium	**3500**	**J**	5000	300	120	ug/L		08/07/12 20:01	1
Manganese	**32**		15	5.0	1.8	ug/L		08/07/12 20:01	1
Nickel	5.0	U	40	5.0	2.2	ug/L		08/07/12 20:01	1
Potassium	**1300**	**J**	5000	900	300	ug/L		08/07/12 20:01	1

Method: 6020/DOD - Metals (ICP/MS) - Total Recoverable

Analyte	Result	Qualifier	LOQ	LOD	DL	Unit	D	Analyzed	Dil Fac
Aluminum	**38**	**J**	60	60	20	ug/L		08/07/12 16:46	1
Antimony	0.50	U	2.0	0.50	0.21	ug/L		08/07/12 16:46	1
Beryllium	0.10	U	1.0	0.10	0.033	ug/L		08/07/12 16:46	1
Cadmium	**0.027**	**J**	2.0	0.070	0.023	ug/L		08/07/12 16:46	1
Iron	**880**		150	100	44	ug/L		08/07/12 16:46	1
Sodium	**1400**		1000	400	160	ug/L		08/07/12 16:46	1
Thallium	1.0	U	2.0	1.0	0.32	ug/L		08/07/12 16:46	1
Zinc	20	U	40	20	8.8	ug/L		08/07/12 16:46	1

Method: 7470A/DOD - Mercury (CVAA)

Analyte	Result	Qualifier	LOQ	LOD	DL	Unit	D	Analyzed	Dil Fac
Hg	0.20	U	0.20	0.20	0.12	ug/L		07/30/12 17:07	1

Client Sample ID: FWGNTAMW-119-0126-GW
Date Collected: 07/25/12 10:42
Date Received: 07/26/12 08:00

Lab Sample ID: 240-13518-18
Matrix: Water

Method: 8260B/DoD - Volatile Organic Compounds (GC/MS)

Analyte	Result	Qualifier	LOQ	LOD	DL	Unit	D	Analyzed	Dil Fac
1,1,1-Trichloroethane	0.25	U	1.0	0.25	0.22	ug/L		08/01/12 17:23	1
1,1,2,2-Tetrachloroethane	0.25	U	1.0	0.25	0.18	ug/L		08/01/12 17:23	1
1,1,2-Trichloroethane	0.50	U	1.0	0.50	0.27	ug/L		08/01/12 17:23	1
1,1-Dichloroethane	0.25	U	1.0	0.25	0.15	ug/L		08/01/12 17:23	1
1,1-Dichloroethene	0.25	U	1.0	0.25	0.19	ug/L		08/01/12 17:23	1
1,2-Dichloroethane	0.25	U	1.0	0.25	0.22	ug/L		08/01/12 17:23	1
1,2-Dichloroethene, Total	0.50	U	2.0	0.50	0.34	ug/L		08/01/12 17:23	1
1,2-Dichloropropane	0.25	U	1.0	0.25	0.18	ug/L		08/01/12 17:23	1
2-Hexanone	0.50	U	10	0.50	0.41	ug/L		08/01/12 17:23	1
Bromochloromethane	0.50	U	1.0	0.50	0.29	ug/L		08/01/12 17:23	1
Acetone	1.1	U	10	1.1	1.1	ug/L		08/01/12 17:23	1
Benzene	0.25	U	1.0	0.25	0.13	ug/L		08/01/12 17:23	1
Bromoform	0.64	U	1.0	0.64	0.64	ug/L		08/01/12 17:23	1
Bromomethane	0.50	U	1.0	0.50	0.41	ug/L		08/01/12 17:23	1
Carbon disulfide	**1.0**		1.0	0.25	0.13	ug/L		08/01/12 17:23	1
Carbon tetrachloride	0.25	U	1.0	0.25	0.13	ug/L		08/01/12 17:23	1
Chlorobenzene	0.25	U	1.0	0.25	0.15	ug/L		08/01/12 17:23	1
Chloroethane	0.50	U	1.0	0.50	0.29	ug/L		08/01/12 17:23	1
Chloroform	0.25	U	1.0	0.25	0.16	ug/L		08/01/12 17:23	1
Chloromethane	0.50	U	1.0	0.50	0.30	ug/L		08/01/12 17:23	1
cis-1,2-Dichloroethene	0.25	U	1.0	0.25	0.17	ug/L		08/01/12 17:23	1
cis-1,3-Dichloropropene	0.25	U	1.0	0.25	0.14	ug/L		08/01/12 17:23	1
Bromodichloromethane	0.25	U	1.0	0.25	0.15	ug/L		08/01/12 17:23	1
Ethylbenzene	0.25	U	1.0	0.25	0.17	ug/L		08/01/12 17:23	1
1,2-Dibromoethane	0.25	U	1.0	0.25	0.24	ug/L		08/01/12 17:23	1
m-Xylene & p-Xylene	0.50	U	2.0	0.50	0.24	ug/L		08/01/12 17:23	1
2-Butanone (MEK)	0.57	U	10	0.57	0.57	ug/L		08/01/12 17:23	1
4-Methyl-2-pentanone (MIBK)	0.50	U	10	0.50	0.32	ug/L		08/01/12 17:23	1
Methylene Chloride	0.50	U	1.0	0.50	0.33	ug/L		08/01/12 17:23	1
o-Xylene	0.25	U	1.0	0.25	0.14	ug/L		08/01/12 17:23	1
Styrene	0.25	U	1.0	0.25	0.11	ug/L		08/01/12 17:23	1
Tetrachloroethene	0.50	U	1.0	0.50	0.29	ug/L		08/01/12 17:23	1
Toluene	0.25	U	1.0	0.25	0.13	ug/L		08/01/12 17:23	1
trans-1,2-Dichloroethene	0.25	U	1.0	0.25	0.19	ug/L		08/01/12 17:23	1
trans-1,3-Dichloropropene	0.25	U	1.0	0.25	0.19	ug/L		08/01/12 17:23	1
Trichloroethene	0.25	U	1.0	0.25	0.17	ug/L		08/01/12 17:23	1
Vinyl chloride	0.25	U	1.0	0.25	0.22	ug/L		08/01/12 17:23	1
Xylenes, Total	0.75	U	2.0	0.75	0.28	ug/L		08/01/12 17:23	1
Dibromochloromethane	0.25	U	1.0	0.25	0.18	ug/L		08/01/12 17:23	1

Surrogate	*%Recovery*	*Qualifier*	*Limits*	*Prepared*	*Analyzed*	*Dil Fac*
1,2-Dichloroethane-d4 (Surr)	*93*		*70 - 120*		*08/01/12 17:23*	*1*
4-Bromofluorobenzene (Surr)	*97*		*75 - 120*		*08/01/12 17:23*	*1*
Toluene-d8 (Surr)	*91*		*85 - 120*		*08/01/12 17:23*	*1*
Dibromofluoromethane (Surr)	*96*		*85 - 115*		*08/01/12 17:23*	*1*

Method: 8081/DOD - Organochlorine Pesticides (GC) - RE

Analyte	Result	Qualifier	LOQ	LOD	DL	Unit	D	Analyzed	Dil Fac
4,4'-DDD	0.010	U H	0.051	0.010	0.0098	ug/L		08/11/12 01:10	1
4,4'-DDE	0.010	U H	0.051	0.010	0.0099	ug/L		08/11/12 01:10	1

Client Sample ID: FWGNTAMW-119-0126-GW
Date Collected: 07/25/12 10:42
Date Received: 07/26/12 08:00

Lab Sample ID: 240-13518-18
Matrix: Water

Method: 8081/DOD - Organochlorine Pesticides (GC) - RE (Continued)

Analyte	Result	Qualifier	LOQ	LOD	DL	Unit	D	Analyzed	Dil Fac
4,4'-DDT	0.031	U H	0.051	0.031	0.016	ug/L		08/11/12 01:10	1
Aldrin	0.010	U H	0.031	0.010	0.0084	ug/L		08/11/12 01:10	1
alpha-BHC	0.010	U H	0.031	0.010	0.0071	ug/L		08/11/12 01:10	1
alpha-Chlordane	0.014	U H	0.051	0.014	0.014	ug/L		08/11/12 01:10	1
beta-BHC	0.010	U H	0.051	0.010	0.0086	ug/L		08/11/12 01:10	1
delta-BHC	0.010	U H	0.051	0.010	0.0089	ug/L		08/11/12 01:10	1
Dieldrin	0.010	U H	0.031	0.010	0.0077	ug/L		08/11/12 01:10	1
Endosulfan I	0.013	U H	0.051	0.013	0.013	ug/L		08/11/12 01:10	1
Endosulfan II	0.012	U H	0.051	0.012	0.012	ug/L		08/11/12 01:10	1
Endosulfan sulfate	0.011	U H	0.051	0.011	0.011	ug/L		08/11/12 01:10	1
Endrin	0.011	U H	0.051	0.011	0.011	ug/L		08/11/12 01:10	1
Endrin aldehyde	0.011	U H	0.051	0.011	0.011	ug/L		08/11/12 01:10	1
Endrin ketone	0.010	U H	0.051	0.010	0.0080	ug/L		08/11/12 01:10	1
gamma-BHC (Lindane)	0.010	U H	0.051	0.010	0.0065	ug/L		08/11/12 01:10	1
gamma-Chlordane	0.012	U H	0.051	0.012	0.012	ug/L		08/11/12 01:10	1
Heptachlor	0.010	U H	0.031	0.010	0.0082	ug/L		08/11/12 01:10	1
Heptachlor epoxide	0.010	U H	0.031	0.010	0.0072	ug/L		08/11/12 01:10	1
Methoxychlor	0.033	U H	0.10	0.033	0.033	ug/L		08/11/12 01:10	1
Toxaphene	0.51	U H	2.0	0.51	0.33	ug/L		08/11/12 01:10	1

Surrogate	*%Recovery*	*Qualifier*	*Limits*	*Prepared*	*Analyzed*	*Dil Fac*
DCB Decachlorobiphenyl	*42*		*30 - 135*	*08/08/12 11:06*	*08/11/12 01:10*	*1*
DCB Decachlorobiphenyl	*39*		*30 - 135*	*08/08/12 11:06*	*08/11/12 01:10*	*1*
Tetrachloro-m-xylene	*74*		*25 - 140*	*08/08/12 11:06*	*08/11/12 01:10*	*1*
Tetrachloro-m-xylene	*65*		*25 - 140*	*08/08/12 11:06*	*08/11/12 01:10*	*1*

Method: 8082/DOD - Polychlorinated Biphenyls (PCBs) by Gas Chromatography

Analyte	Result	Qualifier	LOQ	LOD	DL	Unit	D	Analyzed	Dil Fac
Aroclor-1016	0.26	U	0.64	0.26	0.22	ug/L		08/02/12 04:36	1
Aroclor-1221	0.26	U	0.64	0.26	0.17	ug/L		08/02/12 04:36	1
Aroclor-1232	0.26	U	0.64	0.26	0.21	ug/L		08/02/12 04:36	1
Aroclor-1242	0.51	U	0.64	0.51	0.28	ug/L		08/02/12 04:36	1
Aroclor-1248	0.26	U	0.64	0.26	0.13	ug/L		08/02/12 04:36	1
Aroclor-1254	0.26	U	0.64	0.26	0.21	ug/L		08/02/12 04:36	1
Aroclor-1260	0.26	U	0.64	0.26	0.22	ug/L		08/02/12 04:36	1

Surrogate	*%Recovery*	*Qualifier*	*Limits*	*Prepared*	*Analyzed*	*Dil Fac*
Tetrachloro-m-xylene	*71*		*40 - 140*	*07/28/12 10:00*	*08/02/12 04:36*	*1*
Tetrachloro-m-xylene	*71*		*40 - 140*	*07/28/12 10:00*	*08/02/12 04:36*	*1*
DCB Decachlorobiphenyl	*40*		*40 - 135*	*07/28/12 10:00*	*08/02/12 04:36*	*1*
DCB Decachlorobiphenyl	*43*		*40 - 135*	*07/28/12 10:00*	*08/02/12 04:36*	*1*

Method: 8330 (Modified) - Organic Compounds by UV/HPLC - Dissolved

Analyte	Result	Qualifier	LOQ	LOD	DL	Unit	D	Analyzed	Dil Fac
Nitroguanidine	6.0 U		20	6.0	2.4	ug/L		08/01/12 11:39	1

Method: 8330/8330A - Nitroaromatics & Nitramines: Explosives (8330/A)

Analyte	Result	Qualifier	LOQ	LOD	DL	Unit	D	Analyzed	Dil Fac
Nitroglycerin	0.50 U		0.66	0.50	0.33	ug/L		08/04/12 21:39	1.01
PETN	0.50 U		0.66	0.50	0.30	ug/L		08/04/12 21:39	1.01
2-Amino-4,6-dinitrotoluene	0.10 U		0.20	0.10	0.017	ug/L		08/04/12 21:39	1.01

Client: Environmental Quality Mgt., Inc.
Project/Site: RVAAP (OH)

TestAmerica Job ID: 240-13518-1

Client Sample ID: FWGNTAMW-119-0126-GW
Date Collected: 07/25/12 10:42
Date Received: 07/26/12 08:00

Lab Sample ID: 240-13518-18
Matrix: Water

Method: 8330/8330A - Nitroaromatics & Nitramines: Explosives (8330/A) (Continued)

Analyte	Result	Qualifier	LOQ	LOD	DL	Unit	D	Analyzed	Dil Fac
4-Amino-2,6-dinitrotoluene	0.10 U		0.10	0.10	0.050	ug/L		08/04/12 21:39	1.01
1,3-Dinitrobenzene	0.10 U		0.10	0.10	0.050	ug/L		08/04/12 21:39	1.01
2,4-Dinitrotoluene	0.10 U		0.10	0.10	0.050	ug/L		08/04/12 21:39	1.01
2,6-Dinitrotoluene	0.10 U		0.10	0.10	0.050	ug/L		08/04/12 21:39	1.01
HMX	0.050 U		0.10	0.050	0.036	ug/L		08/04/12 21:39	1.01
Nitrobenzene	0.10 U		0.10	0.10	0.050	ug/L		08/04/12 21:39	1.01
2-Nitrotoluene	0.10 U		0.50	0.10	0.089	ug/L		08/04/12 21:39	1.01
3-Nitrotoluene	0.10 U		0.50	0.10	0.058	ug/L		08/04/12 21:39	1.01
4-Nitrotoluene	0.10 U		0.66	0.10	0.089	ug/L		08/04/12 21:39	1.01
RDX	0.050 U		0.10	0.050	0.036	ug/L		08/04/12 21:39	1.01
Tetryl	0.10 U		0.10	0.10	0.050	ug/L		08/04/12 21:39	1.01
1,3,5-Trinitrobenzene	0.050 U		0.10	0.050	0.030	ug/L		08/04/12 21:39	1.01
2,4,6-Trinitrotoluene	0.10 U		0.10	0.10	0.050	ug/L		08/04/12 21:39	1.01

Surrogate	*%Recovery*	*Qualifier*	*Limits*	*Prepared*	*Analyzed*	*Dil Fac*
3,4-Dinitrotoluene	*101*		*79 - 111*	*07/31/12 06:00*	*08/04/12 21:39*	*1.01*

General Chemistry

Analyte	Result	Qualifier	LOQ	LOD	DL	Unit	D	Analyzed	Dil Fac
Cyanide, Total	0.010 U		0.010	0.010	0.0050	mg/L		07/27/12 10:58	1
Nitrocellulose	1.0 U		2.0	1.0	0.48	mg/L		08/10/12 11:07	1

Client: Environmental Quality Mgt., Inc.
Project/Site: RVAAP (OH)

TestAmerica Job ID: 240-13518-1

Client Sample ID: FWGNTAMW-119-0126-GF
Date Collected: 07/25/12 10:42
Date Received: 07/26/12 08:00

Lab Sample ID: 240-13518-19
Matrix: Water

Method: 6010B/DOD - Metals (ICP) - Total Recoverable

Analyte	Result	Qualifier	LOQ	LOD	DL	Unit	D	Analyzed	Dil Fac
Arsenic	10	U	10	10	3.3	ug/L		08/07/12 20:12	1
Chromium	4.0	U	7.0	4.0	1.4	ug/L		08/07/12 20:12	1
Cobalt	4.0	U	7.0	4.0	1.5	ug/L		08/07/12 20:12	1
Lead	5.0	U	10	5.0	1.7	ug/L		08/07/12 20:12	1
Selenium	10	U	15	10	4.0	ug/L		08/07/12 20:12	1
Silver	5.0	U	7.0	5.0	1.7	ug/L		08/07/12 20:12	1
Vanadium	4.0	U	7.0	4.0	1.3	ug/L		08/07/12 20:12	1
Barium	**82**	**J**	200	5.0	2.8	ug/L		08/07/12 20:12	1
Calcium	**81000**		5000	1000	630	ug/L		08/07/12 20:12	1
Copper	10	U	25	10	4.4	ug/L		08/07/12 20:12	1
Magnesium	**21000**		5000	300	120	ug/L		08/07/12 20:12	1
Manganese	**330**		15	5.0	1.8	ug/L		08/07/12 20:12	1
Nickel	5.0	U	40	5.0	2.2	ug/L		08/07/12 20:12	1
Potassium	**2000**	**J**	5000	900	300	ug/L		08/07/12 20:12	1

Method: 6020/DOD - Metals (ICP/MS) - Total Recoverable

Analyte	Result	Qualifier	LOQ	LOD	DL	Unit	D	Analyzed	Dil Fac
Aluminum	60	U	60	60	20	ug/L		08/07/12 16:51	1
Antimony	0.50	U	2.0	0.50	0.21	ug/L		08/07/12 16:51	1
Beryllium	0.10	U	1.0	0.10	0.033	ug/L		08/07/12 16:51	1
Cadmium	0.070	U	2.0	0.070	0.023	ug/L		08/07/12 16:51	1
Iron	**3100**		150	100	44	ug/L		08/07/12 16:51	1
Sodium	**7800**		1000	400	160	ug/L		08/07/12 16:51	1
Thallium	1.0	U	2.0	1.0	0.32	ug/L		08/07/12 16:51	1
Zinc	**11**	**J**	40	20	8.8	ug/L		08/07/12 16:51	1

Method: 7470A/DOD - Mercury (CVAA)

Analyte	Result	Qualifier	LOQ	LOD	DL	Unit	D	Analyzed	Dil Fac
Hg	0.20	U	0.20	0.20	0.12	ug/L		07/30/12 17:09	1

Client Sample ID: FWGFWGMW-003-0083-GW
Date Collected: 07/25/12 12:12
Date Received: 07/26/12 08:00

Lab Sample ID: 240-13518-20
Matrix: Water

Method: 8260B/DoD - Volatile Organic Compounds (GC/MS)

Analyte	Result	Qualifier	LOQ	LOD	DL	Unit	D	Analyzed	Dil Fac
1,1,1-Trichloroethane	0.25	U	1.0	0.25	0.22	ug/L		08/01/12 17:45	1
1,1,2,2-Tetrachloroethane	0.25	U	1.0	0.25	0.18	ug/L		08/01/12 17:45	1
1,1,2-Trichloroethane	0.50	U	1.0	0.50	0.27	ug/L		08/01/12 17:45	1
1,1-Dichloroethane	0.25	U	1.0	0.25	0.15	ug/L		08/01/12 17:45	1
1,1-Dichloroethene	0.25	U	1.0	0.25	0.19	ug/L		08/01/12 17:45	1
1,2-Dichloroethane	0.25	U	1.0	0.25	0.22	ug/L		08/01/12 17:45	1
1,2-Dichloroethene, Total	0.50	U	2.0	0.50	0.34	ug/L		08/01/12 17:45	1
1,2-Dichloropropane	0.25	U	1.0	0.25	0.18	ug/L		08/01/12 17:45	1
2-Hexanone	0.50	U	10	0.50	0.41	ug/L		08/01/12 17:45	1
Bromochloromethane	0.50	U	1.0	0.50	0.29	ug/L		08/01/12 17:45	1
Acetone	**2.1**	**J**	10	1.1	1.1	ug/L		08/01/12 17:45	1
Benzene	0.25	U	1.0	0.25	0.13	ug/L		08/01/12 17:45	1
Bromoform	0.64	U	1.0	0.64	0.64	ug/L		08/01/12 17:45	1
Bromomethane	0.50	U	1.0	0.50	0.41	ug/L		08/01/12 17:45	1
Carbon disulfide	0.25	U	1.0	0.25	0.13	ug/L		08/01/12 17:45	1
Carbon tetrachloride	0.25	U	1.0	0.25	0.13	ug/L		08/01/12 17:45	1
Chlorobenzene	0.25	U	1.0	0.25	0.15	ug/L		08/01/12 17:45	1
Chloroethane	0.50	U	1.0	0.50	0.29	ug/L		08/01/12 17:45	1
Chloroform	0.25	U	1.0	0.25	0.16	ug/L		08/01/12 17:45	1
Chloromethane	0.50	U	1.0	0.50	0.30	ug/L		08/01/12 17:45	1
cis-1,2-Dichloroethene	0.25	U	1.0	0.25	0.17	ug/L		08/01/12 17:45	1
cis-1,3-Dichloropropene	0.25	U	1.0	0.25	0.14	ug/L		08/01/12 17:45	1
Bromodichloromethane	0.25	U	1.0	0.25	0.15	ug/L		08/01/12 17:45	1
Ethylbenzene	0.25	U	1.0	0.25	0.17	ug/L		08/01/12 17:45	1
1,2-Dibromoethane	0.25	U	1.0	0.25	0.24	ug/L		08/01/12 17:45	1
m-Xylene & p-Xylene	0.50	U	2.0	0.50	0.24	ug/L		08/01/12 17:45	1
2-Butanone (MEK)	0.57	U	10	0.57	0.57	ug/L		08/01/12 17:45	1
4-Methyl-2-pentanone (MIBK)	0.50	U	10	0.50	0.32	ug/L		08/01/12 17:45	1
Methylene Chloride	0.50	U	1.0	0.50	0.33	ug/L		08/01/12 17:45	1
o-Xylene	0.25	U	1.0	0.25	0.14	ug/L		08/01/12 17:45	1
Styrene	0.25	U	1.0	0.25	0.11	ug/L		08/01/12 17:45	1
Tetrachloroethene	0.50	U	1.0	0.50	0.29	ug/L		08/01/12 17:45	1
Toluene	0.25	U	1.0	0.25	0.13	ug/L		08/01/12 17:45	1
trans-1,2-Dichloroethene	0.25	U	1.0	0.25	0.19	ug/L		08/01/12 17:45	1
trans-1,3-Dichloropropene	0.25	U	1.0	0.25	0.19	ug/L		08/01/12 17:45	1
Trichloroethene	0.25	U	1.0	0.25	0.17	ug/L		08/01/12 17:45	1
Vinyl chloride	0.25	U	1.0	0.25	0.22	ug/L		08/01/12 17:45	1
Xylenes, Total	0.75	U	2.0	0.75	0.28	ug/L		08/01/12 17:45	1
Dibromochloromethane	0.25	U	1.0	0.25	0.18	ug/L		08/01/12 17:45	1

Surrogate	*%Recovery*	*Qualifier*	*Limits*	*Prepared*	*Analyzed*	*Dil Fac*
1,2-Dichloroethane-d4 (Surr)	*97*		*70 - 120*		*08/01/12 17:45*	*1*
4-Bromofluorobenzene (Surr)	*99*		*75 - 120*		*08/01/12 17:45*	*1*
Toluene-d8 (Surr)	*97*		*85 - 120*		*08/01/12 17:45*	*1*
Dibromofluoromethane (Surr)	*107*		*85 - 115*		*08/01/12 17:45*	*1*

Method: 8081/DOD - Organochlorine Pesticides (GC) - RE

Analyte	Result	Qualifier	LOQ	LOD	DL	Unit	D	Analyzed	Dil Fac
4,4'-DDD	0.011	U H	0.054	0.011	0.010	ug/L		08/10/12 04:04	1
4,4'-DDE	0.011	U H	0.054	0.011	0.011	ug/L		08/10/12 04:04	1

Client Sample ID: FWGFWGMW-003-0083-GW
Date Collected: 07/25/12 12:12
Date Received: 07/26/12 08:00

Lab Sample ID: 240-13518-20
Matrix: Water

Method: 8081/DOD - Organochlorine Pesticides (GC) - RE (Continued)

Analyte	Result	Qualifier	LOQ	LOD	DL	Unit	D	Analyzed	Dil Fac
4,4'-DDT	0.033	U H	0.054	0.033	0.017	ug/L		08/10/12 04:04	1
Aldrin	0.011	U H	0.033	0.011	0.0089	ug/L		08/10/12 04:04	1
alpha-BHC	0.011	U H	0.033	0.011	0.0076	ug/L		08/10/12 04:04	1
alpha-Chlordane	0.015	U H	0.054	0.015	0.015	ug/L		08/10/12 04:04	1
beta-BHC	0.011	U H	0.054	0.011	0.0091	ug/L		08/10/12 04:04	1
delta-BHC	0.011	U H	0.054	0.011	0.0095	ug/L		08/10/12 04:04	1
Dieldrin	0.011	U H	0.033	0.011	0.0082	ug/L		08/10/12 04:04	1
Endosulfan I	0.014	U H	0.054	0.014	0.014	ug/L		08/10/12 04:04	1
Endosulfan II	0.013	U H	0.054	0.013	0.013	ug/L		08/10/12 04:04	1
Endosulfan sulfate	0.012	U H	0.054	0.012	0.012	ug/L		08/10/12 04:04	1
Endrin	0.012	U H	0.054	0.012	0.012	ug/L		08/10/12 04:04	1
Endrin aldehyde	0.012	U H	0.054	0.012	0.012	ug/L		08/10/12 04:04	1
Endrin ketone	0.011	U H	0.054	0.011	0.0085	ug/L		08/10/12 04:04	1
gamma-BHC (Lindane)	0.011	U H	0.054	0.011	0.0070	ug/L		08/10/12 04:04	1
gamma-Chlordane	0.013	U H	0.054	0.013	0.013	ug/L		08/10/12 04:04	1
Heptachlor	0.011	U H	0.033	0.011	0.0087	ug/L		08/10/12 04:04	1
Heptachlor epoxide	0.011	U H	0.033	0.011	0.0077	ug/L		08/10/12 04:04	1
Methoxychlor	0.035	U H	0.11	0.035	0.035	ug/L		08/10/12 04:04	1
Toxaphene	0.54	U H	2.2	0.54	0.35	ug/L		08/10/12 04:04	1

Surrogate	*%Recovery*	*Qualifier*	*Limits*	*Prepared*	*Analyzed*	*Dil Fac*
DCB Decachlorobiphenyl	*33*		*30 - 135*	*08/07/12 11:59*	*08/10/12 04:04*	*1*
DCB Decachlorobiphenyl	*34*		*30 - 135*	*08/07/12 11:59*	*08/10/12 04:04*	*1*
Tetrachloro-m-xylene	*71*		*25 - 140*	*08/07/12 11:59*	*08/10/12 04:04*	*1*
Tetrachloro-m-xylene	*69*		*25 - 140*	*08/07/12 11:59*	*08/10/12 04:04*	*1*

Method: 8082/DOD - Polychlorinated Biphenyls (PCBs) by Gas Chromatography

Analyte	Result	Qualifier	LOQ	LOD	DL	Unit	D	Analyzed	Dil Fac
Aroclor-1016	0.20	U	0.51	0.20	0.17	ug/L		08/02/12 04:52	1
Aroclor-1221	0.20	U	0.51	0.20	0.13	ug/L		08/02/12 04:52	1
Aroclor-1232	0.20	U	0.51	0.20	0.16	ug/L		08/02/12 04:52	1
Aroclor-1242	0.41	U	0.51	0.41	0.22	ug/L		08/02/12 04:52	1
Aroclor-1248	0.20	U	0.51	0.20	0.10	ug/L		08/02/12 04:52	1
Aroclor-1254	0.20	U	0.51	0.20	0.16	ug/L		08/02/12 04:52	1
Aroclor-1260	0.20	U	0.51	0.20	0.17	ug/L		08/02/12 04:52	1

Surrogate	*%Recovery*	*Qualifier*	*Limits*	*Prepared*	*Analyzed*	*Dil Fac*
Tetrachloro-m-xylene	*60*		*40 - 140*	*07/28/12 10:00*	*08/02/12 04:52*	*1*
Tetrachloro-m-xylene	*64*		*40 - 140*	*07/28/12 10:00*	*08/02/12 04:52*	*1*
DCB Decachlorobiphenyl	*19*	*Q*	*40 - 135*	*07/28/12 10:00*	*08/02/12 04:52*	*1*
DCB Decachlorobiphenyl	*20*	*Q*	*40 - 135*	*07/28/12 10:00*	*08/02/12 04:52*	*1*

Method: 8330 (Modified) - Organic Compounds by UV/HPLC - Dissolved

Analyte	Result	Qualifier	LOQ	LOD	DL	Unit	D	Analyzed	Dil Fac
Nitroguanidine	6.0	U	20	6.0	2.4	ug/L		08/01/12 11:53	1

Method: 8330/8330A - Nitroaromatics & Nitramines: Explosives (8330/A)

Analyte	Result	Qualifier	LOQ	LOD	DL	Unit	D	Analyzed	Dil Fac
Nitroglycerin	0.54	U	0.70	0.54	0.36	ug/L		08/04/12 22:19	1.08
PETN	0.54	U	0.70	0.54	0.32	ug/L		08/04/12 22:19	1.08
2-Amino-4,6-dinitrotoluene	0.11	U	0.22	0.11	0.018	ug/L		08/04/12 22:19	1.08

Client: Environmental Quality Mgt., Inc.
Project/Site: RVAAP (OH)

TestAmerica Job ID: 240-13518-1

Client Sample ID: FWGFWGMW-003-0083-GW
Date Collected: 07/25/12 12:12
Date Received: 07/26/12 08:00

Lab Sample ID: 240-13518-20
Matrix: Water

Method: 8330/8330A - Nitroaromatics & Nitramines: Explosives (8330/A) (Continued)

Analyte	Result	Qualifier	LOQ	LOD	DL	Unit	D	Analyzed	Dil Fac
4-Amino-2,6-dinitrotoluene	0.11 U		0.11	0.11	0.054	ug/L		08/04/12 22:19	1.08
1,3-Dinitrobenzene	0.11 U		0.11	0.11	0.054	ug/L		08/04/12 22:19	1.08
2,4-Dinitrotoluene	0.11 U		0.11	0.11	0.054	ug/L		08/04/12 22:19	1.08
2,6-Dinitrotoluene	0.11 U		0.11	0.11	0.054	ug/L		08/04/12 22:19	1.08
HMX	0.054 U		0.11	0.054	0.039	ug/L		08/04/12 22:19	1.08
Nitrobenzene	0.11 U		0.11	0.11	0.054	ug/L		08/04/12 22:19	1.08
2-Nitrotoluene	0.11 U		0.54	0.11	0.095	ug/L		08/04/12 22:19	1.08
3-Nitrotoluene	0.11 U		0.54	0.11	0.062	ug/L		08/04/12 22:19	1.08
4-Nitrotoluene	0.11 U		0.70	0.11	0.095	ug/L		08/04/12 22:19	1.08
RDX	0.054 U		0.11	0.054	0.039	ug/L		08/04/12 22:19	1.08
Tetryl	0.11 U		0.11	0.11	0.054	ug/L		08/04/12 22:19	1.08
1,3,5-Trinitrobenzene	0.054 U		0.11	0.054	0.032	ug/L		08/04/12 22:19	1.08
2,4,6-Trinitrotoluene	0.11 U		0.11	0.11	0.054	ug/L		08/04/12 22:19	1.08

Surrogate	*%Recovery*	*Qualifier*	*Limits*	*Prepared*	*Analyzed*	*Dil Fac*
3,4-Dinitrotoluene	*99*		*79 - 111*	*07/31/12 06:00*	*08/04/12 22:19*	*1.08*

General Chemistry

Analyte	Result	Qualifier	LOQ	LOD	DL	Unit	D	Analyzed	Dil Fac
Cyanide, Total	0.010 U		0.010	0.010	0.0050	mg/L		07/27/12 11:04	1
Nitrocellulose	1.0 U		2.0	1.0	0.48	mg/L		08/10/12 11:09	1

Client Sample ID: FWGFWGMW-003-0083-GF
Date Collected: 07/25/12 12:12
Date Received: 07/26/12 08:00

Lab Sample ID: 240-13518-21
Matrix: Water

Method: 6010B/DOD - Metals (ICP) - Total Recoverable

Analyte	Result	Qualifier	LOQ	LOD	DL	Unit	D	Analyzed	Dil Fac
Arsenic	**3.3**	**J**	10	10	3.3	ug/L		08/07/12 20:16	1
Chromium	4.0	U	7.0	4.0	1.4	ug/L		08/07/12 20:16	1
Cobalt	4.0	U	7.0	4.0	1.5	ug/L		08/07/12 20:16	1
Lead	5.0	U	10	5.0	1.7	ug/L		08/07/12 20:16	1
Selenium	10	U	15	10	4.0	ug/L		08/07/12 20:16	1
Silver	5.0	U	7.0	5.0	1.7	ug/L		08/07/12 20:16	1
Vanadium	**2.2**	**J**	7.0	4.0	1.3	ug/L		08/07/12 20:16	1
Barium	**59**	**J**	200	5.0	2.8	ug/L		08/07/12 20:16	1
Calcium	**77000**		5000	1000	630	ug/L		08/07/12 20:16	1
Copper	10	U	25	10	4.4	ug/L		08/07/12 20:16	1
Magnesium	**19000**		5000	300	120	ug/L		08/07/12 20:16	1
Manganese	**540**		15	5.0	1.8	ug/L		08/07/12 20:16	1
Nickel	5.0	U	40	5.0	2.2	ug/L		08/07/12 20:16	1
Potassium	**2200**	**J**	5000	900	300	ug/L		08/07/12 20:16	1

Method: 6020/DOD - Metals (ICP/MS) - Total Recoverable

Analyte	Result	Qualifier	LOQ	LOD	DL	Unit	D	Analyzed	Dil Fac
Aluminum	**320**		60	60	20	ug/L		08/07/12 16:56	1
Antimony	0.50	U	2.0	0.50	0.21	ug/L		08/07/12 16:56	1
Beryllium	0.10	U	1.0	0.10	0.033	ug/L		08/07/12 16:56	1
Cadmium	0.070	U	2.0	0.070	0.023	ug/L		08/07/12 16:56	1
Iron	**490**		150	100	44	ug/L		08/07/12 16:56	1
Sodium	**5000**		1000	400	160	ug/L		08/07/12 16:56	1
Thallium	1.0	U	2.0	1.0	0.32	ug/L		08/07/12 16:56	1
Zinc	20	U	40	20	8.8	ug/L		08/07/12 16:56	1

Method: 7470A/DOD - Mercury (CVAA)

Analyte	Result	Qualifier	LOQ	LOD	DL	Unit	D	Analyzed	Dil Fac
Hg	0.20	U	0.20	0.20	0.12	ug/L		07/30/12 17:14	1

Client Sample ID: FWGFWGMW-015-0095-GW
Date Collected: 07/25/12 14:18
Date Received: 07/26/12 08:00

Lab Sample ID: 240-13518-22
Matrix: Water

Method: 8260B/DoD - Volatile Organic Compounds (GC/MS)

Analyte	Result	Qualifier	LOQ	LOD	DL	Unit	D	Analyzed	Dil Fac
1,1,1-Trichloroethane	0.25	U	1.0	0.25	0.22	ug/L		08/01/12 18:08	1
1,1,2,2-Tetrachloroethane	0.25	U	1.0	0.25	0.18	ug/L		08/01/12 18:08	1
1,1,2-Trichloroethane	0.50	U	1.0	0.50	0.27	ug/L		08/01/12 18:08	1
1,1-Dichloroethane	0.25	U	1.0	0.25	0.15	ug/L		08/01/12 18:08	1
1,1-Dichloroethene	0.25	U	1.0	0.25	0.19	ug/L		08/01/12 18:08	1
1,2-Dichloroethane	0.25	U	1.0	0.25	0.22	ug/L		08/01/12 18:08	1
1,2-Dichloroethene, Total	0.50	U	2.0	0.50	0.34	ug/L		08/01/12 18:08	1
1,2-Dichloropropane	0.25	U	1.0	0.25	0.18	ug/L		08/01/12 18:08	1
2-Hexanone	0.50	U	10	0.50	0.41	ug/L		08/01/12 18:08	1
Bromochloromethane	0.50	U	1.0	0.50	0.29	ug/L		08/01/12 18:08	1
Acetone	1.1	U	10	1.1	1.1	ug/L		08/01/12 18:08	1
Benzene	0.25	U	1.0	0.25	0.13	ug/L		08/01/12 18:08	1
Bromoform	0.64	U	1.0	0.64	0.64	ug/L		08/01/12 18:08	1
Bromomethane	0.50	U	1.0	0.50	0.41	ug/L		08/01/12 18:08	1
Carbon disulfide	0.25	U	1.0	0.25	0.13	ug/L		08/01/12 18:08	1
Carbon tetrachloride	0.25	U	1.0	0.25	0.13	ug/L		08/01/12 18:08	1
Chlorobenzene	0.25	U	1.0	0.25	0.15	ug/L		08/01/12 18:08	1
Chloroethane	0.50	U	1.0	0.50	0.29	ug/L		08/01/12 18:08	1
Chloroform	0.25	U	1.0	0.25	0.16	ug/L		08/01/12 18:08	1
Chloromethane	0.50	U	1.0	0.50	0.30	ug/L		08/01/12 18:08	1
cis-1,2-Dichloroethene	0.25	U	1.0	0.25	0.17	ug/L		08/01/12 18:08	1
cis-1,3-Dichloropropene	0.25	U	1.0	0.25	0.14	ug/L		08/01/12 18:08	1
Bromodichloromethane	0.25	U	1.0	0.25	0.15	ug/L		08/01/12 18:08	1
Ethylbenzene	0.25	U	1.0	0.25	0.17	ug/L		08/01/12 18:08	1
1,2-Dibromoethane	0.25	U	1.0	0.25	0.24	ug/L		08/01/12 18:08	1
m-Xylene & p-Xylene	0.50	U	2.0	0.50	0.24	ug/L		08/01/12 18:08	1
2-Butanone (MEK)	0.57	U	10	0.57	0.57	ug/L		08/01/12 18:08	1
4-Methyl-2-pentanone (MIBK)	0.50	U	10	0.50	0.32	ug/L		08/01/12 18:08	1
Methylene Chloride	0.50	U	1.0	0.50	0.33	ug/L		08/01/12 18:08	1
o-Xylene	0.25	U	1.0	0.25	0.14	ug/L		08/01/12 18:08	1
Styrene	0.25	U	1.0	0.25	0.11	ug/L		08/01/12 18:08	1
Tetrachloroethene	0.50	U	1.0	0.50	0.29	ug/L		08/01/12 18:08	1
Toluene	0.25	U	1.0	0.25	0.13	ug/L		08/01/12 18:08	1
trans-1,2-Dichloroethene	0.25	U	1.0	0.25	0.19	ug/L		08/01/12 18:08	1
trans-1,3-Dichloropropene	0.25	U	1.0	0.25	0.19	ug/L		08/01/12 18:08	1
Trichloroethene	0.25	U	1.0	0.25	0.17	ug/L		08/01/12 18:08	1
Vinyl chloride	0.25	U	1.0	0.25	0.22	ug/L		08/01/12 18:08	1
Xylenes, Total	0.75	U	2.0	0.75	0.28	ug/L		08/01/12 18:08	1
Dibromochloromethane	0.25	U	1.0	0.25	0.18	ug/L		08/01/12 18:08	1

Surrogate	*%Recovery*	*Qualifier*	*Limits*	*Prepared*	*Analyzed*	*Dil Fac*
1,2-Dichloroethane-d4 (Surr)	*87*		*70 - 120*		*08/01/12 18:08*	*1*
4-Bromofluorobenzene (Surr)	*97*		*75 - 120*		*08/01/12 18:08*	*1*
Toluene-d8 (Surr)	*95*		*85 - 120*		*08/01/12 18:08*	*1*
Dibromofluoromethane (Surr)	*94*		*85 - 115*		*08/01/12 18:08*	*1*

Method: 8081/DOD - Organochlorine Pesticides (GC) - RE

Analyte	Result	Qualifier	LOQ	LOD	DL	Unit	D	Analyzed	Dil Fac
4,4'-DDD	0.011	U H	0.054	0.011	0.010	ug/L		08/10/12 04:29	1
4,4'-DDE	0.011	U H	0.054	0.011	0.010	ug/L		08/10/12 04:29	1

Client Sample ID: FWGFWGMW-015-0095-GW
Date Collected: 07/25/12 14:18
Date Received: 07/26/12 08:00

Lab Sample ID: 240-13518-22
Matrix: Water

Method: 8081/DOD - Organochlorine Pesticides (GC) - RE (Continued)

Analyte	Result	Qualifier	LOQ	LOD	DL	Unit	D	Analyzed	Dil Fac
4,4'-DDT	0.032	U H	0.054	0.032	0.017	ug/L		08/10/12 04:29	1
Aldrin	0.011	U H	0.032	0.011	0.0088	ug/L		08/10/12 04:29	1
alpha-BHC	0.011	U H	0.032	0.011	0.0075	ug/L		08/10/12 04:29	1
alpha-Chlordane	0.015	U H	0.054	0.015	0.015	ug/L		08/10/12 04:29	1
beta-BHC	0.011	U H	0.054	0.011	0.0090	ug/L		08/10/12 04:29	1
delta-BHC	0.011	U H	0.054	0.011	0.0094	ug/L		08/10/12 04:29	1
Dieldrin	0.011	U H	0.032	0.011	0.0081	ug/L		08/10/12 04:29	1
Endosulfan I	0.014	U H	0.054	0.014	0.014	ug/L		08/10/12 04:29	1
Endosulfan II	0.013	U H	0.054	0.013	0.013	ug/L		08/10/12 04:29	1
Endosulfan sulfate	0.012	U H	0.054	0.012	0.012	ug/L		08/10/12 04:29	1
Endrin	0.012	U H	0.054	0.012	0.012	ug/L		08/10/12 04:29	1
Endrin aldehyde	0.012	U H	0.054	0.012	0.012	ug/L		08/10/12 04:29	1
Endrin ketone	0.011	U H	0.054	0.011	0.0084	ug/L		08/10/12 04:29	1
gamma-BHC (Lindane)	0.011	U H	0.054	0.011	0.0069	ug/L		08/10/12 04:29	1
gamma-Chlordane	0.013	U H	0.054	0.013	0.013	ug/L		08/10/12 04:29	1
Heptachlor	0.011	U H	0.032	0.011	0.0086	ug/L		08/10/12 04:29	1
Heptachlor epoxide	0.011	U H	0.032	0.011	0.0076	ug/L		08/10/12 04:29	1
Methoxychlor	0.034	U H	0.11	0.034	0.034	ug/L		08/10/12 04:29	1
Toxaphene	0.54	U H	2.2	0.54	0.34	ug/L		08/10/12 04:29	1

Surrogate	*%Recovery*	*Qualifier*	*Limits*	*Prepared*	*Analyzed*	*Dil Fac*
DCB Decachlorobiphenyl	*28*	*Q*	*30 - 135*	*08/07/12 11:59*	*08/10/12 04:29*	*1*
DCB Decachlorobiphenyl	*28*	*Q*	*30 - 135*	*08/07/12 11:59*	*08/10/12 04:29*	*1*
Tetrachloro-m-xylene	*71*		*25 - 140*	*08/07/12 11:59*	*08/10/12 04:29*	*1*
Tetrachloro-m-xylene	*66*		*25 - 140*	*08/07/12 11:59*	*08/10/12 04:29*	*1*

Method: 8082/DOD - Polychlorinated Biphenyls (PCBs) by Gas Chromatography

Analyte	Result	Qualifier	LOQ	LOD	DL	Unit	D	Analyzed	Dil Fac
Aroclor-1016	0.21	U	0.53	0.21	0.18	ug/L		08/02/12 05:08	1
Aroclor-1221	0.21	U	0.53	0.21	0.14	ug/L		08/02/12 05:08	1
Aroclor-1232	0.21	U	0.53	0.21	0.17	ug/L		08/02/12 05:08	1
Aroclor-1242	0.43	U	0.53	0.43	0.23	ug/L		08/02/12 05:08	1
Aroclor-1248	0.21	U	0.53	0.21	0.11	ug/L		08/02/12 05:08	1
Aroclor-1254	0.21	U	0.53	0.21	0.17	ug/L		08/02/12 05:08	1
Aroclor-1260	0.21	U	0.53	0.21	0.18	ug/L		08/02/12 05:08	1

Surrogate	*%Recovery*	*Qualifier*	*Limits*	*Prepared*	*Analyzed*	*Dil Fac*
Tetrachloro-m-xylene	*64*		*40 - 140*	*07/28/12 10:00*	*08/02/12 05:08*	*1*
Tetrachloro-m-xylene	*69*		*40 - 140*	*07/28/12 10:00*	*08/02/12 05:08*	*1*
DCB Decachlorobiphenyl	*34*	*Q*	*40 - 135*	*07/28/12 10:00*	*08/02/12 05:08*	*1*
DCB Decachlorobiphenyl	*37*	*Q*	*40 - 135*	*07/28/12 10:00*	*08/02/12 05:08*	*1*

Method: 8330 (Modified) - Organic Compounds by UV/HPLC - Dissolved

Analyte	Result	Qualifier	LOQ	LOD	DL	Unit	D	Analyzed	Dil Fac
Nitroguanidine	6.0	U	20	6.0	2.4	ug/L		08/01/12 12:07	1

Method: 8330/8330A - Nitroaromatics & Nitramines: Explosives (8330/A)

Analyte	Result	Qualifier	LOQ	LOD	DL	Unit	D	Analyzed	Dil Fac
Nitroglycerin	0.54	U	0.70	0.54	0.36	ug/L		08/04/12 23:39	1.08
PETN	0.54	U	0.70	0.54	0.32	ug/L		08/04/12 23:39	1.08
2-Amino-4,6-dinitrotoluene	0.11	U	0.22	0.11	0.018	ug/L		08/04/12 23:39	1.08

Client: Environmental Quality Mgt., Inc.
Project/Site: RVAAP (OH)

TestAmerica Job ID: 240-13518-1

Client Sample ID: FWGFWGMW-015-0095-GW
Date Collected: 07/25/12 14:18
Date Received: 07/26/12 08:00

Lab Sample ID: 240-13518-22
Matrix: Water

Method: 8330/8330A - Nitroaromatics & Nitramines: Explosives (8330/A) (Continued)

Analyte	Result	Qualifier	LOQ	LOD	DL	Unit	D	Analyzed	Dil Fac
4-Amino-2,6-dinitrotoluene	0.11 U		0.11	0.11	0.054	ug/L		08/04/12 23:39	1.08
1,3-Dinitrobenzene	0.11 U		0.11	0.11	0.054	ug/L		08/04/12 23:39	1.08
2,4-Dinitrotoluene	0.11 U		0.11	0.11	0.054	ug/L		08/04/12 23:39	1.08
2,6-Dinitrotoluene	0.11 U		0.11	0.11	0.054	ug/L		08/04/12 23:39	1.08
HMX	0.054 U		0.11	0.054	0.039	ug/L		08/04/12 23:39	1.08
Nitrobenzene	0.11 U		0.11	0.11	0.054	ug/L		08/04/12 23:39	1.08
2-Nitrotoluene	0.11 U		0.54	0.11	0.095	ug/L		08/04/12 23:39	1.08
3-Nitrotoluene	0.11 U		0.54	0.11	0.062	ug/L		08/04/12 23:39	1.08
4-Nitrotoluene	0.11 U		0.70	0.11	0.095	ug/L		08/04/12 23:39	1.08
RDX	0.054 U		0.11	0.054	0.039	ug/L		08/04/12 23:39	1.08
Tetryl	0.11 U		0.11	0.11	0.054	ug/L		08/04/12 23:39	1.08
1,3,5-Trinitrobenzene	0.054 U		0.11	0.054	0.032	ug/L		08/04/12 23:39	1.08
2,4,6-Trinitrotoluene	0.11 U		0.11	0.11	0.054	ug/L		08/04/12 23:39	1.08

Surrogate	*%Recovery*	*Qualifier*	*Limits*	*Prepared*	*Analyzed*	*Dil Fac*
3,4-Dinitrotoluene	*99*		*79 - 111*	*07/31/12 06:00*	*08/04/12 23:39*	*1.08*

General Chemistry

Analyte	Result	Qualifier	LOQ	LOD	DL	Unit	D	Analyzed	Dil Fac
Cyanide, Total	0.010 U		0.010	0.010	0.0050	mg/L		07/27/12 11:04	1
Nitrocellulose	1.0 U		2.0	1.0	0.48	mg/L		08/10/12 11:19	1

Client Sample ID: FWGFWGMW-015-0095-GF
Date Collected: 07/25/12 14:18
Date Received: 07/26/12 08:00

Lab Sample ID: 240-13518-23
Matrix: Water

Method: 6010B/DOD - Metals (ICP) - Total Recoverable

Analyte	Result	Qualifier	LOQ	LOD	DL	Unit	D	Analyzed	Dil Fac
Arsenic	10	U	10	10	3.3	ug/L		08/07/12 20:20	1
Chromium	**1.7**	**J**	7.0	4.0	1.4	ug/L		08/07/12 20:20	1
Cobalt	**2.6**	**J**	7.0	4.0	1.5	ug/L		08/07/12 20:20	1
Lead	5.0	U	10	5.0	1.7	ug/L		08/07/12 20:20	1
Selenium	10	U	15	10	4.0	ug/L		08/07/12 20:20	1
Silver	5.0	U	7.0	5.0	1.7	ug/L		08/07/12 20:20	1
Vanadium	**1.8**	**J**	7.0	4.0	1.3	ug/L		08/07/12 20:20	1
Barium	**22**	**J**	200	5.0	2.8	ug/L		08/07/12 20:20	1
Calcium	**280000**		5000	1000	630	ug/L		08/07/12 20:20	1
Copper	10	U	25	10	4.4	ug/L		08/07/12 20:20	1
Magnesium	**230000**		5000	300	120	ug/L		08/07/12 20:20	1
Manganese	**730**		15	5.0	1.8	ug/L		08/07/12 20:20	1
Nickel	**5.0**	**J**	40	5.0	2.2	ug/L		08/07/12 20:20	1
Potassium	**4500**	**J**	5000	900	300	ug/L		08/07/12 20:20	1

Method: 6020/DOD - Metals (ICP/MS) - Total Recoverable

Analyte	Result	Qualifier	LOQ	LOD	DL	Unit	D	Analyzed	Dil Fac
Aluminum	**310**		60	60	20	ug/L		08/07/12 17:01	1
Antimony	0.50	U	2.0	0.50	0.21	ug/L		08/07/12 17:01	1
Beryllium	0.10	U	1.0	0.10	0.033	ug/L		08/07/12 17:01	1
Cadmium	**0.033**	**J**	2.0	0.070	0.023	ug/L		08/07/12 17:01	1
Iron	**490**		150	100	44	ug/L		08/07/12 17:01	1
Sodium	**41000**		1000	400	160	ug/L		08/07/12 17:01	1
Thallium	1.0	U	2.0	1.0	0.32	ug/L		08/07/12 17:01	1
Zinc	**19**	**J**	40	20	8.8	ug/L		08/07/12 17:01	1

Method: 7470A/DOD - Mercury (CVAA)

Analyte	Result	Qualifier	LOQ	LOD	DL	Unit	D	Analyzed	Dil Fac
Hg	0.20	U	0.20	0.20	0.12	ug/L		07/30/12 17:16	1

Client Sample ID: FWGFWGMW-016-0096-GW
Date Collected: 07/25/12 15:34
Date Received: 07/26/12 08:00

Lab Sample ID: 240-13518-24
Matrix: Water

Method: 8260B/DoD - Volatile Organic Compounds (GC/MS)

Analyte	Result	Qualifier	LOQ	LOD	DL	Unit	D	Analyzed	Dil Fac
1,1,1-Trichloroethane	0.25	U	1.0	0.25	0.22	ug/L		08/01/12 18:31	1
1,1,2,2-Tetrachloroethane	0.25	U	1.0	0.25	0.18	ug/L		08/01/12 18:31	1
1,1,2-Trichloroethane	0.50	U	1.0	0.50	0.27	ug/L		08/01/12 18:31	1
1,1-Dichloroethane	0.25	U	1.0	0.25	0.15	ug/L		08/01/12 18:31	1
1,1-Dichloroethene	0.25	U	1.0	0.25	0.19	ug/L		08/01/12 18:31	1
1,2-Dichloroethane	0.25	U	1.0	0.25	0.22	ug/L		08/01/12 18:31	1
1,2-Dichloroethene, Total	0.50	U	2.0	0.50	0.34	ug/L		08/01/12 18:31	1
1,2-Dichloropropane	0.25	U	1.0	0.25	0.18	ug/L		08/01/12 18:31	1
2-Hexanone	0.50	U	10	0.50	0.41	ug/L		08/01/12 18:31	1
Bromochloromethane	0.50	U	1.0	0.50	0.29	ug/L		08/01/12 18:31	1
Acetone	1.1	U	10	1.1	1.1	ug/L		08/01/12 18:31	1
Benzene	0.25	U	1.0	0.25	0.13	ug/L		08/01/12 18:31	1
Bromoform	0.64	U	1.0	0.64	0.64	ug/L		08/01/12 18:31	1
Bromomethane	0.50	U	1.0	0.50	0.41	ug/L		08/01/12 18:31	1
Carbon disulfide	0.25	U	1.0	0.25	0.13	ug/L		08/01/12 18:31	1
Carbon tetrachloride	0.25	U	1.0	0.25	0.13	ug/L		08/01/12 18:31	1
Chlorobenzene	0.25	U	1.0	0.25	0.15	ug/L		08/01/12 18:31	1
Chloroethane	0.50	U	1.0	0.50	0.29	ug/L		08/01/12 18:31	1
Chloroform	0.25	U	1.0	0.25	0.16	ug/L		08/01/12 18:31	1
Chloromethane	0.50	U	1.0	0.50	0.30	ug/L		08/01/12 18:31	1
cis-1,2-Dichloroethene	0.25	U	1.0	0.25	0.17	ug/L		08/01/12 18:31	1
cis-1,3-Dichloropropene	0.25	U	1.0	0.25	0.14	ug/L		08/01/12 18:31	1
Bromodichloromethane	0.25	U	1.0	0.25	0.15	ug/L		08/01/12 18:31	1
Ethylbenzene	0.25	U	1.0	0.25	0.17	ug/L		08/01/12 18:31	1
1,2-Dibromoethane	0.25	U	1.0	0.25	0.24	ug/L		08/01/12 18:31	1
m-Xylene & p-Xylene	0.50	U	2.0	0.50	0.24	ug/L		08/01/12 18:31	1
2-Butanone (MEK)	0.57	U	10	0.57	0.57	ug/L		08/01/12 18:31	1
4-Methyl-2-pentanone (MIBK)	0.50	U	10	0.50	0.32	ug/L		08/01/12 18:31	1
Methylene Chloride	0.50	U	1.0	0.50	0.33	ug/L		08/01/12 18:31	1
o-Xylene	0.25	U	1.0	0.25	0.14	ug/L		08/01/12 18:31	1
Styrene	0.25	U	1.0	0.25	0.11	ug/L		08/01/12 18:31	1
Tetrachloroethene	0.50	U	1.0	0.50	0.29	ug/L		08/01/12 18:31	1
Toluene	0.25	U	1.0	0.25	0.13	ug/L		08/01/12 18:31	1
trans-1,2-Dichloroethene	0.25	U	1.0	0.25	0.19	ug/L		08/01/12 18:31	1
trans-1,3-Dichloropropene	0.25	U	1.0	0.25	0.19	ug/L		08/01/12 18:31	1
Trichloroethene	0.25	U	1.0	0.25	0.17	ug/L		08/01/12 18:31	1
Vinyl chloride	0.25	U	1.0	0.25	0.22	ug/L		08/01/12 18:31	1
Xylenes, Total	0.75	U	2.0	0.75	0.28	ug/L		08/01/12 18:31	1
Dibromochloromethane	0.25	U	1.0	0.25	0.18	ug/L		08/01/12 18:31	1

Surrogate	*%Recovery*	*Qualifier*	*Limits*	*Prepared*	*Analyzed*	*Dil Fac*
1,2-Dichloroethane-d4 (Surr)	*91*		*70 - 120*		*08/01/12 18:31*	*1*
4-Bromofluorobenzene (Surr)	*96*		*75 - 120*		*08/01/12 18:31*	*1*
Toluene-d8 (Surr)	*96*		*85 - 120*		*08/01/12 18:31*	*1*
Dibromofluoromethane (Surr)	*103*		*85 - 115*		*08/01/12 18:31*	*1*

Method: 8081/DOD - Organochlorine Pesticides (GC) - RE

Analyte	Result	Qualifier	LOQ	LOD	DL	Unit	D	Analyzed	Dil Fac
4,4'-DDD	0.0095	U H	0.048	0.0095	0.0091	ug/L		08/11/12 01:34	1
4,4'-DDE	0.0095	U H	0.048	0.0095	0.0092	ug/L		08/11/12 01:34	1

Client Sample ID: FWGFWGMW-016-0096-GW
Date Collected: 07/25/12 15:34
Date Received: 07/26/12 08:00

Lab Sample ID: 240-13518-24
Matrix: Water

Method: 8081/DOD - Organochlorine Pesticides (GC) - RE (Continued)

Analyte	Result	Qualifier	LOQ	LOD	DL	Unit	D	Analyzed	Dil Fac
4,4'-DDT	0.029	U H	0.048	0.029	0.015	ug/L		08/11/12 01:34	1
Aldrin	0.0095	U H	0.029	0.0095	0.0078	ug/L		08/11/12 01:34	1
alpha-BHC	0.0095	U H	0.029	0.0095	0.0067	ug/L		08/11/12 01:34	1
alpha-Chlordane	0.013	U H	0.048	0.013	0.013	ug/L		08/11/12 01:34	1
beta-BHC	0.0095	U H	0.048	0.0095	0.0080	ug/L		08/11/12 01:34	1
delta-BHC	0.0095	U H	0.048	0.0095	0.0083	ug/L		08/11/12 01:34	1
Dieldrin	0.0095	U H	0.029	0.0095	0.0071	ug/L		08/11/12 01:34	1
Endosulfan I	0.012	U H	0.048	0.012	0.012	ug/L		08/11/12 01:34	1
Endosulfan II	0.011	U H	0.048	0.011	0.011	ug/L		08/11/12 01:34	1
Endosulfan sulfate	0.010	U H	0.048	0.010	0.010	ug/L		08/11/12 01:34	1
Endrin	0.010	U H	0.048	0.010	0.010	ug/L		08/11/12 01:34	1
Endrin aldehyde	0.010	U H	0.048	0.010	0.010	ug/L		08/11/12 01:34	1
Endrin ketone	0.0095	U H	0.048	0.0095	0.0074	ug/L		08/11/12 01:34	1
gamma-BHC (Lindane)	0.0095	U H	0.048	0.0095	0.0061	ug/L		08/11/12 01:34	1
gamma-Chlordane	0.011	U H	0.048	0.011	0.011	ug/L		08/11/12 01:34	1
Heptachlor	0.0095	U H	0.029	0.0095	0.0076	ug/L		08/11/12 01:34	1
Heptachlor epoxide	0.0095	U H	0.029	0.0095	0.0068	ug/L		08/11/12 01:34	1
Methoxychlor	0.030	U H	0.095	0.030	0.030	ug/L		08/11/12 01:34	1
Toxaphene	0.48	U H	1.9	0.48	0.30	ug/L		08/11/12 01:34	1

Surrogate	*%Recovery*	*Qualifier*	*Limits*	*Prepared*	*Analyzed*	*Dil Fac*
DCB Decachlorobiphenyl	*83*		*30 - 135*	*08/08/12 11:06*	*08/11/12 01:34*	*1*
DCB Decachlorobiphenyl	*66*		*30 - 135*	*08/08/12 11:06*	*08/11/12 01:34*	*1*
Tetrachloro-m-xylene	*77*		*25 - 140*	*08/08/12 11:06*	*08/11/12 01:34*	*1*
Tetrachloro-m-xylene	*70*		*25 - 140*	*08/08/12 11:06*	*08/11/12 01:34*	*1*

Method: 8082/DOD - Polychlorinated Biphenyls (PCBs) by Gas Chromatography

Analyte	Result	Qualifier	LOQ	LOD	DL	Unit	D	Analyzed	Dil Fac
Aroclor-1016	0.20	U	0.50	0.20	0.17	ug/L		08/02/12 05:24	1
Aroclor-1221	0.20	U	0.50	0.20	0.13	ug/L		08/02/12 05:24	1
Aroclor-1232	0.20	U	0.50	0.20	0.16	ug/L		08/02/12 05:24	1
Aroclor-1242	0.40	U	0.50	0.40	0.22	ug/L		08/02/12 05:24	1
Aroclor-1248	0.20	U	0.50	0.20	0.10	ug/L		08/02/12 05:24	1
Aroclor-1254	0.20	U	0.50	0.20	0.16	ug/L		08/02/12 05:24	1
Aroclor-1260	0.20	U	0.50	0.20	0.17	ug/L		08/02/12 05:24	1

Surrogate	*%Recovery*	*Qualifier*	*Limits*	*Prepared*	*Analyzed*	*Dil Fac*
Tetrachloro-m-xylene	*67*		*40 - 140*	*07/28/12 10:00*	*08/02/12 05:24*	*1*
Tetrachloro-m-xylene	*71*		*40 - 140*	*07/28/12 10:00*	*08/02/12 05:24*	*1*
DCB Decachlorobiphenyl	*65*		*40 - 135*	*07/28/12 10:00*	*08/02/12 05:24*	*1*
DCB Decachlorobiphenyl	*70*		*40 - 135*	*07/28/12 10:00*	*08/02/12 05:24*	*1*

Method: 8330 (Modified) - Organic Compounds by UV/HPLC - Dissolved

Analyte	Result	Qualifier	LOQ	LOD	DL	Unit	D	Analyzed	Dil Fac
Nitroguanidine	6.0 U		20	6.0	2.4	ug/L		08/01/12 12:21	1

Method: 8330/8330A - Nitroaromatics & Nitramines: Explosives (8330/A)

Analyte	Result	Qualifier	LOQ	LOD	DL	Unit	D	Analyzed	Dil Fac
Nitroglycerin	0.56 U		0.73	0.56	0.37	ug/L		08/05/12 00:19	1.12
PETN	0.56 U		0.73	0.56	0.34	ug/L		08/05/12 00:19	1.12
2-Amino-4,6-dinitrotoluene	0.11 U		0.22	0.11	0.019	ug/L		08/05/12 00:19	1.12

Client: Environmental Quality Mgt., Inc.
Project/Site: RVAAP (OH)

TestAmerica Job ID: 240-13518-1

Client Sample ID: FWGFWGMW-016-0096-GW
Date Collected: 07/25/12 15:34
Date Received: 07/26/12 08:00

Lab Sample ID: 240-13518-24
Matrix: Water

Method: 8330/8330A - Nitroaromatics & Nitramines: Explosives (8330/A) (Continued)

Analyte	Result	Qualifier	LOQ	LOD	DL	Unit	D	Analyzed	Dil Fac
4-Amino-2,6-dinitrotoluene	0.11 U		0.11	0.11	0.056	ug/L		08/05/12 00:19	1.12
1,3-Dinitrobenzene	0.11 U		0.11	0.11	0.056	ug/L		08/05/12 00:19	1.12
2,4-Dinitrotoluene	0.11 U		0.11	0.11	0.056	ug/L		08/05/12 00:19	1.12
2,6-Dinitrotoluene	0.11 U		0.11	0.11	0.056	ug/L		08/05/12 00:19	1.12
HMX	0.056 U		0.11	0.056	0.040	ug/L		08/05/12 00:19	1.12
Nitrobenzene	0.11 U		0.11	0.11	0.056	ug/L		08/05/12 00:19	1.12
2-Nitrotoluene	0.11 U		0.56	0.11	0.099	ug/L		08/05/12 00:19	1.12
3-Nitrotoluene	0.11 U		0.56	0.11	0.064	ug/L		08/05/12 00:19	1.12
4-Nitrotoluene	0.11 U		0.73	0.11	0.099	ug/L		08/05/12 00:19	1.12
RDX	0.056 U		0.11	0.056	0.040	ug/L		08/05/12 00:19	1.12
Tetryl	0.11 U		0.11	0.11	0.056	ug/L		08/05/12 00:19	1.12
1,3,5-Trinitrobenzene	0.056 U		0.11	0.056	0.034	ug/L		08/05/12 00:19	1.12
2,4,6-Trinitrotoluene	0.11 U		0.11	0.11	0.056	ug/L		08/05/12 00:19	1.12

Surrogate	*%Recovery*	*Qualifier*	*Limits*	*Prepared*	*Analyzed*	*Dil Fac*
3,4-Dinitrotoluene	*103*		*79 - 111*	*07/31/12 06:00*	*08/05/12 00:19*	*1.12*

General Chemistry

Analyte	Result	Qualifier	LOQ	LOD	DL	Unit	D	Analyzed	Dil Fac
Cyanide, Total	0.010 U		0.010	0.010	0.0050	mg/L		07/27/12 11:04	1
Nitrocellulose	1.0 U		2.0	1.0	0.48	mg/L		08/10/12 11:21	1

Client Sample ID: FWGFWGMW-016-0096-GF
Date Collected: 07/25/12 15:34
Date Received: 07/26/12 08:00

Lab Sample ID: 240-13518-25
Matrix: Water

Method: 6010B/DOD - Metals (ICP) - Total Recoverable

Analyte	Result	Qualifier	LOQ	LOD	DL	Unit	D	Analyzed	Dil Fac
Arsenic	**4.8**	**J**	10	10	3.3	ug/L		08/07/12 20:24	1
Chromium	4.0	U	7.0	4.0	1.4	ug/L		08/07/12 20:24	1
Cobalt	4.0	U	7.0	4.0	1.5	ug/L		08/07/12 20:24	1
Lead	5.0	U	10	5.0	1.7	ug/L		08/07/12 20:24	1
Selenium	10	U	15	10	4.0	ug/L		08/07/12 20:24	1
Silver	5.0	U	7.0	5.0	1.7	ug/L		08/07/12 20:24	1
Vanadium	4.0	U	7.0	4.0	1.3	ug/L		08/07/12 20:24	1
Barium	**52**	**J**	200	5.0	2.8	ug/L		08/07/12 20:24	1
Calcium	**100000**		5000	1000	630	ug/L		08/07/12 20:24	1
Copper	10	U	25	10	4.4	ug/L		08/07/12 20:24	1
Magnesium	**27000**		5000	300	120	ug/L		08/07/12 20:24	1
Manganese	**190**		15	5.0	1.8	ug/L		08/07/12 20:24	1
Nickel	5.0	U	40	5.0	2.2	ug/L		08/07/12 20:24	1
Potassium	**2000**	**J**	5000	900	300	ug/L		08/07/12 20:24	1

Method: 6020/DOD - Metals (ICP/MS) - Total Recoverable

Analyte	Result	Qualifier	LOQ	LOD	DL	Unit	D	Analyzed	Dil Fac
Aluminum	60	U	60	60	20	ug/L		08/07/12 17:05	1
Antimony	0.50	U	2.0	0.50	0.21	ug/L		08/07/12 17:05	1
Beryllium	0.10	U	1.0	0.10	0.033	ug/L		08/07/12 17:05	1
Cadmium	0.070	U	2.0	0.070	0.023	ug/L		08/07/12 17:05	1
Iron	**610**		150	100	44	ug/L		08/07/12 17:05	1
Sodium	**11000**		1000	400	160	ug/L		08/07/12 17:05	1
Thallium	1.0	U	2.0	1.0	0.32	ug/L		08/07/12 17:05	1
Zinc	20	U	40	20	8.8	ug/L		08/07/12 17:05	1

Method: 7470A/DOD - Mercury (CVAA)

Analyte	Result	Qualifier	LOQ	LOD	DL	Unit	D	Analyzed	Dil Fac
Hg	0.20	U	0.20	0.20	0.12	ug/L		07/30/12 17:17	1

Client Sample ID: FWG TEAM 3 - TRIP
Date Collected: 07/25/12 08:00
Date Received: 07/26/12 08:00

Lab Sample ID: 240-13518-26
Matrix: Water

Method: 8260B/DoD - Volatile Organic Compounds (GC/MS)

Analyte	Result	Qualifier	LOQ	LOD	DL	Unit	D	Analyzed	Dil Fac
1,1,1-Trichloroethane	0.25	U	1.0	0.25	0.22	ug/L		08/01/12 18:54	1
1,1,2,2-Tetrachloroethane	0.25	U	1.0	0.25	0.18	ug/L		08/01/12 18:54	1
1,1,2-Trichloroethane	0.50	U	1.0	0.50	0.27	ug/L		08/01/12 18:54	1
1,1-Dichloroethane	0.25	U	1.0	0.25	0.15	ug/L		08/01/12 18:54	1
1,1-Dichloroethene	0.25	U	1.0	0.25	0.19	ug/L		08/01/12 18:54	1
1,2-Dichloroethane	0.25	U	1.0	0.25	0.22	ug/L		08/01/12 18:54	1
1,2-Dichloroethene, Total	0.50	U	2.0	0.50	0.34	ug/L		08/01/12 18:54	1
1,2-Dichloropropane	0.25	U	1.0	0.25	0.18	ug/L		08/01/12 18:54	1
2-Hexanone	0.50	U	10	0.50	0.41	ug/L		08/01/12 18:54	1
Bromochloromethane	0.50	U	1.0	0.50	0.29	ug/L		08/01/12 18:54	1
Acetone	**2.1**	**J**	10	1.1	1.1	ug/L		08/01/12 18:54	1
Benzene	0.25	U	1.0	0.25	0.13	ug/L		08/01/12 18:54	1
Bromoform	0.64	U	1.0	0.64	0.64	ug/L		08/01/12 18:54	1
Bromomethane	0.50	U	1.0	0.50	0.41	ug/L		08/01/12 18:54	1
Carbon disulfide	0.25	U	1.0	0.25	0.13	ug/L		08/01/12 18:54	1
Carbon tetrachloride	0.25	U	1.0	0.25	0.13	ug/L		08/01/12 18:54	1
Chlorobenzene	0.25	U	1.0	0.25	0.15	ug/L		08/01/12 18:54	1
Chloroethane	0.50	U	1.0	0.50	0.29	ug/L		08/01/12 18:54	1
Chloroform	0.25	U	1.0	0.25	0.16	ug/L		08/01/12 18:54	1
Chloromethane	0.50	U	1.0	0.50	0.30	ug/L		08/01/12 18:54	1
cis-1,2-Dichloroethene	0.25	U	1.0	0.25	0.17	ug/L		08/01/12 18:54	1
cis-1,3-Dichloropropene	0.25	U	1.0	0.25	0.14	ug/L		08/01/12 18:54	1
Bromodichloromethane	0.25	U	1.0	0.25	0.15	ug/L		08/01/12 18:54	1
Ethylbenzene	0.25	U	1.0	0.25	0.17	ug/L		08/01/12 18:54	1
1,2-Dibromoethane	0.25	U	1.0	0.25	0.24	ug/L		08/01/12 18:54	1
m-Xylene & p-Xylene	0.50	U	2.0	0.50	0.24	ug/L		08/01/12 18:54	1
2-Butanone (MEK)	0.57	U	10	0.57	0.57	ug/L		08/01/12 18:54	1
4-Methyl-2-pentanone (MIBK)	0.50	U	10	0.50	0.32	ug/L		08/01/12 18:54	1
Methylene Chloride	**0.94**	**J B**	1.0	0.50	0.33	ug/L		08/01/12 18:54	1
o-Xylene	0.25	U	1.0	0.25	0.14	ug/L		08/01/12 18:54	1
Styrene	0.25	U	1.0	0.25	0.11	ug/L		08/01/12 18:54	1
Tetrachloroethene	0.50	U	1.0	0.50	0.29	ug/L		08/01/12 18:54	1
Toluene	0.25	U	1.0	0.25	0.13	ug/L		08/01/12 18:54	1
trans-1,2-Dichloroethene	0.25	U	1.0	0.25	0.19	ug/L		08/01/12 18:54	1
trans-1,3-Dichloropropene	0.25	U	1.0	0.25	0.19	ug/L		08/01/12 18:54	1
Trichloroethene	0.25	U	1.0	0.25	0.17	ug/L		08/01/12 18:54	1
Vinyl chloride	0.25	U	1.0	0.25	0.22	ug/L		08/01/12 18:54	1
Xylenes, Total	0.75	U	2.0	0.75	0.28	ug/L		08/01/12 18:54	1
Dibromochloromethane	0.25	U	1.0	0.25	0.18	ug/L		08/01/12 18:54	1

Surrogate	*%Recovery*	*Qualifier*	*Limits*	*Prepared*	*Analyzed*	*Dil Fac*
1,2-Dichloroethane-d4 (Surr)	*92*		*70 - 120*		*08/01/12 18:54*	*1*
4-Bromofluorobenzene (Surr)	*98*		*75 - 120*		*08/01/12 18:54*	*1*
Toluene-d8 (Surr)	*94*		*85 - 120*		*08/01/12 18:54*	*1*
Dibromofluoromethane (Surr)	*98*		*85 - 115*		*08/01/12 18:54*	*1*

Client Sample ID: FWGBKGMW-021C-0069-GW
Date Collected: 07/25/12 09:23
Date Received: 07/26/12 08:00

Lab Sample ID: 240-13518-27
Matrix: Water

Method: 8260B/DoD - Volatile Organic Compounds (GC/MS)

Analyte	Result	Qualifier	LOQ	LOD	DL	Unit	D	Analyzed	Dil Fac
1,1,1-Trichloroethane	0.25	U	1.0	0.25	0.22	ug/L		08/01/12 19:16	1
1,1,2,2-Tetrachloroethane	0.25	U	1.0	0.25	0.18	ug/L		08/01/12 19:16	1
1,1,2-Trichloroethane	0.50	U	1.0	0.50	0.27	ug/L		08/01/12 19:16	1
1,1-Dichloroethane	0.25	U	1.0	0.25	0.15	ug/L		08/01/12 19:16	1
1,1-Dichloroethene	0.25	U	1.0	0.25	0.19	ug/L		08/01/12 19:16	1
1,2-Dichloroethane	0.25	U	1.0	0.25	0.22	ug/L		08/01/12 19:16	1
1,2-Dichloroethene, Total	0.50	U	2.0	0.50	0.34	ug/L		08/01/12 19:16	1
1,2-Dichloropropane	0.25	U	1.0	0.25	0.18	ug/L		08/01/12 19:16	1
2-Hexanone	0.50	U	10	0.50	0.41	ug/L		08/01/12 19:16	1
Bromochloromethane	0.50	U	1.0	0.50	0.29	ug/L		08/01/12 19:16	1
Acetone	1.1	U	10	1.1	1.1	ug/L		08/01/12 19:16	1
Benzene	0.25	U	1.0	0.25	0.13	ug/L		08/01/12 19:16	1
Bromoform	0.64	U	1.0	0.64	0.64	ug/L		08/01/12 19:16	1
Bromomethane	0.50	U	1.0	0.50	0.41	ug/L		08/01/12 19:16	1
Carbon disulfide	0.25	U	1.0	0.25	0.13	ug/L		08/01/12 19:16	1
Carbon tetrachloride	0.25	U	1.0	0.25	0.13	ug/L		08/01/12 19:16	1
Chlorobenzene	0.25	U	1.0	0.25	0.15	ug/L		08/01/12 19:16	1
Chloroethane	0.50	U	1.0	0.50	0.29	ug/L		08/01/12 19:16	1
Chloroform	0.25	U	1.0	0.25	0.16	ug/L		08/01/12 19:16	1
Chloromethane	0.50	U	1.0	0.50	0.30	ug/L		08/01/12 19:16	1
cis-1,2-Dichloroethene	0.25	U	1.0	0.25	0.17	ug/L		08/01/12 19:16	1
cis-1,3-Dichloropropene	0.25	U	1.0	0.25	0.14	ug/L		08/01/12 19:16	1
Bromodichloromethane	0.25	U	1.0	0.25	0.15	ug/L		08/01/12 19:16	1
Ethylbenzene	0.25	U	1.0	0.25	0.17	ug/L		08/01/12 19:16	1
1,2-Dibromoethane	0.25	U	1.0	0.25	0.24	ug/L		08/01/12 19:16	1
m-Xylene & p-Xylene	0.50	U	2.0	0.50	0.24	ug/L		08/01/12 19:16	1
2-Butanone (MEK)	0.57	U	10	0.57	0.57	ug/L		08/01/12 19:16	1
4-Methyl-2-pentanone (MIBK)	0.50	U	10	0.50	0.32	ug/L		08/01/12 19:16	1
Methylene Chloride	0.50	U	1.0	0.50	0.33	ug/L		08/01/12 19:16	1
o-Xylene	0.25	U	1.0	0.25	0.14	ug/L		08/01/12 19:16	1
Styrene	0.25	U	1.0	0.25	0.11	ug/L		08/01/12 19:16	1
Tetrachloroethene	0.50	U	1.0	0.50	0.29	ug/L		08/01/12 19:16	1
Toluene	0.25	U	1.0	0.25	0.13	ug/L		08/01/12 19:16	1
trans-1,2-Dichloroethene	0.25	U	1.0	0.25	0.19	ug/L		08/01/12 19:16	1
trans-1,3-Dichloropropene	0.25	U	1.0	0.25	0.19	ug/L		08/01/12 19:16	1
Trichloroethene	0.25	U	1.0	0.25	0.17	ug/L		08/01/12 19:16	1
Vinyl chloride	0.25	U	1.0	0.25	0.22	ug/L		08/01/12 19:16	1
Xylenes, Total	0.75	U	2.0	0.75	0.28	ug/L		08/01/12 19:16	1
Dibromochloromethane	0.25	U	1.0	0.25	0.18	ug/L		08/01/12 19:16	1

Surrogate	*%Recovery*	*Qualifier*	*Limits*	*Prepared*	*Analyzed*	*Dil Fac*
1,2-Dichloroethane-d4 (Surr)	*94*		*70 - 120*		*08/01/12 19:16*	*1*
4-Bromofluorobenzene (Surr)	*99*		*75 - 120*		*08/01/12 19:16*	*1*
Toluene-d8 (Surr)	*98*		*85 - 120*		*08/01/12 19:16*	*1*
Dibromofluoromethane (Surr)	*104*		*85 - 115*		*08/01/12 19:16*	*1*

Method: 8081/DOD - Organochlorine Pesticides (GC) - RE

Analyte	Result	Qualifier	LOQ	LOD	DL	Unit	D	Analyzed	Dil Fac
4,4'-DDD	0.0095	U H	0.048	0.0095	0.0091	ug/L		08/11/12 01:59	1
4,4'-DDE	0.0095	U H	0.048	0.0095	0.0092	ug/L		08/11/12 01:59	1

Client Sample ID: FWGBKGMW-021C-0069-GW
Date Collected: 07/25/12 09:23
Date Received: 07/26/12 08:00

Lab Sample ID: 240-13518-27
Matrix: Water

Method: 8081/DOD - Organochlorine Pesticides (GC) - RE (Continued)

Analyte	Result	Qualifier	LOQ	LOD	DL	Unit	D	Analyzed	Dil Fac
4,4'-DDT	0.029	U H	0.048	0.029	0.015	ug/L		08/11/12 01:59	1
Aldrin	0.0095	U H	0.029	0.0095	0.0078	ug/L		08/11/12 01:59	1
alpha-BHC	0.0095	U H	0.029	0.0095	0.0067	ug/L		08/11/12 01:59	1
alpha-Chlordane	0.013	U H	0.048	0.013	0.013	ug/L		08/11/12 01:59	1
beta-BHC	0.0095	U H	0.048	0.0095	0.0080	ug/L		08/11/12 01:59	1
delta-BHC	0.0095	U H	0.048	0.0095	0.0083	ug/L		08/11/12 01:59	1
Dieldrin	0.0095	U H	0.029	0.0095	0.0071	ug/L		08/11/12 01:59	1
Endosulfan I	0.012	U H	0.048	0.012	0.012	ug/L		08/11/12 01:59	1
Endosulfan II	0.011	U H	0.048	0.011	0.011	ug/L		08/11/12 01:59	1
Endosulfan sulfate	0.010	U H	0.048	0.010	0.010	ug/L		08/11/12 01:59	1
Endrin	0.010	U H	0.048	0.010	0.010	ug/L		08/11/12 01:59	1
Endrin aldehyde	0.010	U H	0.048	0.010	0.010	ug/L		08/11/12 01:59	1
Endrin ketone	0.0095	U H	0.048	0.0095	0.0074	ug/L		08/11/12 01:59	1
gamma-BHC (Lindane)	0.0095	U H	0.048	0.0095	0.0061	ug/L		08/11/12 01:59	1
gamma-Chlordane	0.011	U H	0.048	0.011	0.011	ug/L		08/11/12 01:59	1
Heptachlor	0.0095	U H	0.029	0.0095	0.0076	ug/L		08/11/12 01:59	1
Heptachlor epoxide	0.0095	U H	0.029	0.0095	0.0068	ug/L		08/11/12 01:59	1
Methoxychlor	0.030	U H	0.095	0.030	0.030	ug/L		08/11/12 01:59	1
Toxaphene	0.48	U H	1.9	0.48	0.30	ug/L		08/11/12 01:59	1

Surrogate	*%Recovery*	*Qualifier*	*Limits*	*Prepared*	*Analyzed*	*Dil Fac*
DCB Decachlorobiphenyl	*61*		*30 - 135*	*08/08/12 11:06*	*08/11/12 01:59*	*1*
DCB Decachlorobiphenyl	*55*		*30 - 135*	*08/08/12 11:06*	*08/11/12 01:59*	*1*
Tetrachloro-m-xylene	*68*		*25 - 140*	*08/08/12 11:06*	*08/11/12 01:59*	*1*
Tetrachloro-m-xylene	*70*		*25 - 140*	*08/08/12 11:06*	*08/11/12 01:59*	*1*

Method: 8082/DOD - Polychlorinated Biphenyls (PCBs) by Gas Chromatography

Analyte	Result	Qualifier	LOQ	LOD	DL	Unit	D	Analyzed	Dil Fac
Aroclor-1016	0.19	U	0.48	0.19	0.16	ug/L		08/02/12 05:39	1
Aroclor-1221	0.19	U	0.48	0.19	0.12	ug/L		08/02/12 05:39	1
Aroclor-1232	0.19	U	0.48	0.19	0.15	ug/L		08/02/12 05:39	1
Aroclor-1242	0.38	U	0.48	0.38	0.21	ug/L		08/02/12 05:39	1
Aroclor-1248	0.19	U	0.48	0.19	0.095	ug/L		08/02/12 05:39	1
Aroclor-1254	0.19	U	0.48	0.19	0.15	ug/L		08/02/12 05:39	1
Aroclor-1260	0.19	U	0.48	0.19	0.16	ug/L		08/02/12 05:39	1

Surrogate	*%Recovery*	*Qualifier*	*Limits*	*Prepared*	*Analyzed*	*Dil Fac*
Tetrachloro-m-xylene	*65*		*40 - 140*	*07/28/12 10:00*	*08/02/12 05:39*	*1*
Tetrachloro-m-xylene	*70*		*40 - 140*	*07/28/12 10:00*	*08/02/12 05:39*	*1*
DCB Decachlorobiphenyl	*48*		*40 - 135*	*07/28/12 10:00*	*08/02/12 05:39*	*1*
DCB Decachlorobiphenyl	*52*		*40 - 135*	*07/28/12 10:00*	*08/02/12 05:39*	*1*

Method: 8330 (Modified) - Organic Compounds by UV/HPLC - Dissolved

Analyte	Result	Qualifier	LOQ	LOD	DL	Unit	D	Analyzed	Dil Fac
Nitroguanidine	6.0 U		20	6.0	2.4	ug/L		08/01/12 12:36	1

Method: 8330/8330A - Nitroaromatics & Nitramines: Explosives (8330/A)

Analyte	Result	Qualifier	LOQ	LOD	DL	Unit	D	Analyzed	Dil Fac
Nitroglycerin	0.51 U		0.66	0.51	0.34	ug/L		08/05/12 00:59	1.02
PETN	0.51 U		0.66	0.51	0.31	ug/L		08/05/12 00:59	1.02
2-Amino-4,6-dinitrotoluene	0.10 U		0.20	0.10	0.017	ug/L		08/05/12 00:59	1.02

Client: Environmental Quality Mgt., Inc.
Project/Site: RVAAP (OH)

TestAmerica Job ID: 240-13518-1

Client Sample ID: FWGBKGMW-021C-0069-GW
Date Collected: 07/25/12 09:23
Date Received: 07/26/12 08:00

Lab Sample ID: 240-13518-27
Matrix: Water

Method: 8330/8330A - Nitroaromatics & Nitramines: Explosives (8330/A) (Continued)

Analyte	Result	Qualifier	LOQ	LOD	DL	Unit	D	Analyzed	Dil Fac
4-Amino-2,6-dinitrotoluene	0.10 U		0.10	0.10	0.051	ug/L		08/05/12 00:59	1.02
1,3-Dinitrobenzene	0.10 U		0.10	0.10	0.051	ug/L		08/05/12 00:59	1.02
2,4-Dinitrotoluene	0.10 U		0.10	0.10	0.051	ug/L		08/05/12 00:59	1.02
2,6-Dinitrotoluene	0.10 U		0.10	0.10	0.051	ug/L		08/05/12 00:59	1.02
HMX	0.051 U		0.10	0.051	0.037	ug/L		08/05/12 00:59	1.02
Nitrobenzene	0.10 U		0.10	0.10	0.051	ug/L		08/05/12 00:59	1.02
2-Nitrotoluene	0.10 U		0.51	0.10	0.090	ug/L		08/05/12 00:59	1.02
3-Nitrotoluene	0.10 U		0.51	0.10	0.058	ug/L		08/05/12 00:59	1.02
4-Nitrotoluene	0.10 U		0.66	0.10	0.090	ug/L		08/05/12 00:59	1.02
RDX	0.051 U		0.10	0.051	0.037	ug/L		08/05/12 00:59	1.02
Tetryl	0.10 U		0.10	0.10	0.051	ug/L		08/05/12 00:59	1.02
1,3,5-Trinitrobenzene	0.051 U		0.10	0.051	0.031	ug/L		08/05/12 00:59	1.02
2,4,6-Trinitrotoluene	0.10 U		0.10	0.10	0.051	ug/L		08/05/12 00:59	1.02

Surrogate	*%Recovery*	*Qualifier*	*Limits*	*Prepared*	*Analyzed*	*Dil Fac*
3,4-Dinitrotoluene	*102*		*79 - 111*	*07/31/12 06:00*	*08/05/12 00:59*	*1.02*

General Chemistry

Analyte	Result	Qualifier	LOQ	LOD	DL	Unit	D	Analyzed	Dil Fac
Nitrocellulose	1.0 U		2.0	1.0	0.48	mg/L		08/10/12 11:23	1

Client: Environmental Quality Mgt., Inc.
Project/Site: RVAAP (OH)

TestAmerica Job ID: 240-13518-1

Client Sample ID: FWGBKGMW-021C-0069-GF
Date Collected: 07/25/12 09:23
Date Received: 07/26/12 08:00

Lab Sample ID: 240-13518-28
Matrix: Water

Method: 6010B/DOD - Metals (ICP) - Total Recoverable

Analyte	Result	Qualifier	LOQ	LOD	DL	Unit	D	Analyzed	Dil Fac
Arsenic	10	U	10	10	3.3	ug/L		08/07/12 20:28	1
Chromium	**1.7**	**J**	7.0	4.0	1.4	ug/L		08/07/12 20:28	1
Cobalt	4.0	U	7.0	4.0	1.5	ug/L		08/07/12 20:28	1
Lead	5.0	U	10	5.0	1.7	ug/L		08/07/12 20:28	1
Selenium	10	U	15	10	4.0	ug/L		08/07/12 20:28	1
Silver	5.0	U	7.0	5.0	1.7	ug/L		08/07/12 20:28	1
Vanadium	4.0	U	7.0	4.0	1.3	ug/L		08/07/12 20:28	1
Barium	**31**	**J**	200	5.0	2.8	ug/L		08/07/12 20:28	1
Calcium	**75000**		5000	1000	630	ug/L		08/07/12 20:28	1
Copper	10	U	25	10	4.4	ug/L		08/07/12 20:28	1
Magnesium	**33000**		5000	300	120	ug/L		08/07/12 20:28	1
Manganese	**2.4**	**J**	15	5.0	1.8	ug/L		08/07/12 20:28	1
Nickel	5.0	U	40	5.0	2.2	ug/L		08/07/12 20:28	1
Potassium	**850**	**J**	5000	900	300	ug/L		08/07/12 20:28	1

Method: 6020/DOD - Metals (ICP/MS) - Total Recoverable

Analyte	Result	Qualifier	LOQ	LOD	DL	Unit	D	Analyzed	Dil Fac
Aluminum	**60**		60	60	20	ug/L		08/07/12 17:10	1
Antimony	0.50	U	2.0	0.50	0.21	ug/L		08/07/12 17:10	1
Beryllium	0.10	U	1.0	0.10	0.033	ug/L		08/07/12 17:10	1
Cadmium	0.070	U	2.0	0.070	0.023	ug/L		08/07/12 17:10	1
Iron	**64**	**J**	150	100	44	ug/L		08/07/12 17:10	1
Sodium	**6600**		1000	400	160	ug/L		08/07/12 17:10	1
Thallium	1.0	U	2.0	1.0	0.32	ug/L		08/07/12 17:10	1
Zinc	20	U	40	20	8.8	ug/L		08/07/12 17:10	1

Method: 7470A/DOD - Mercury (CVAA)

Analyte	Result	Qualifier	LOQ	LOD	DL	Unit	D	Analyzed	Dil Fac
Hg	0.20	U	0.20	0.20	0.12	ug/L		07/30/12 17:18	1

Client Sample ID: FWGFWGMW-002-0082-GW
Date Collected: 07/25/12 10:29
Date Received: 07/26/12 08:00

Lab Sample ID: 240-13518-29
Matrix: Water

Method: 8260B/DoD - Volatile Organic Compounds (GC/MS)

Analyte	Result	Qualifier	LOQ	LOD	DL	Unit	D	Analyzed	Dil Fac
1,1,1-Trichloroethane	0.25	U	1.0	0.25	0.22	ug/L		08/01/12 19:39	1
1,1,2,2-Tetrachloroethane	0.25	U	1.0	0.25	0.18	ug/L		08/01/12 19:39	1
1,1,2-Trichloroethane	0.50	U	1.0	0.50	0.27	ug/L		08/01/12 19:39	1
1,1-Dichloroethane	0.25	U	1.0	0.25	0.15	ug/L		08/01/12 19:39	1
1,1-Dichloroethene	0.25	U	1.0	0.25	0.19	ug/L		08/01/12 19:39	1
1,2-Dichloroethane	0.25	U	1.0	0.25	0.22	ug/L		08/01/12 19:39	1
1,2-Dichloroethene, Total	0.50	U	2.0	0.50	0.34	ug/L		08/01/12 19:39	1
1,2-Dichloropropane	0.25	U	1.0	0.25	0.18	ug/L		08/01/12 19:39	1
2-Hexanone	0.50	U	10	0.50	0.41	ug/L		08/01/12 19:39	1
Bromochloromethane	0.50	U	1.0	0.50	0.29	ug/L		08/01/12 19:39	1
Acetone	**1.1**	**J**	10	1.1	1.1	ug/L		08/01/12 19:39	1
Benzene	0.25	U	1.0	0.25	0.13	ug/L		08/01/12 19:39	1
Bromoform	0.64	U	1.0	0.64	0.64	ug/L		08/01/12 19:39	1
Bromomethane	0.50	U	1.0	0.50	0.41	ug/L		08/01/12 19:39	1
Carbon disulfide	**1.9**		1.0	0.25	0.13	ug/L		08/01/12 19:39	1
Carbon tetrachloride	0.25	U	1.0	0.25	0.13	ug/L		08/01/12 19:39	1
Chlorobenzene	0.25	U	1.0	0.25	0.15	ug/L		08/01/12 19:39	1
Chloroethane	0.50	U	1.0	0.50	0.29	ug/L		08/01/12 19:39	1
Chloroform	0.25	U	1.0	0.25	0.16	ug/L		08/01/12 19:39	1
Chloromethane	0.50	U	1.0	0.50	0.30	ug/L		08/01/12 19:39	1
cis-1,2-Dichloroethene	0.25	U	1.0	0.25	0.17	ug/L		08/01/12 19:39	1
cis-1,3-Dichloropropene	0.25	U	1.0	0.25	0.14	ug/L		08/01/12 19:39	1
Bromodichloromethane	0.25	U	1.0	0.25	0.15	ug/L		08/01/12 19:39	1
Ethylbenzene	0.25	U	1.0	0.25	0.17	ug/L		08/01/12 19:39	1
1,2-Dibromoethane	0.25	U	1.0	0.25	0.24	ug/L		08/01/12 19:39	1
m-Xylene & p-Xylene	0.50	U	2.0	0.50	0.24	ug/L		08/01/12 19:39	1
2-Butanone (MEK)	0.57	U	10	0.57	0.57	ug/L		08/01/12 19:39	1
4-Methyl-2-pentanone (MIBK)	0.50	U	10	0.50	0.32	ug/L		08/01/12 19:39	1
Methylene Chloride	0.50	U	1.0	0.50	0.33	ug/L		08/01/12 19:39	1
o-Xylene	0.25	U	1.0	0.25	0.14	ug/L		08/01/12 19:39	1
Styrene	0.25	U	1.0	0.25	0.11	ug/L		08/01/12 19:39	1
Tetrachloroethene	0.50	U	1.0	0.50	0.29	ug/L		08/01/12 19:39	1
Toluene	0.25	U	1.0	0.25	0.13	ug/L		08/01/12 19:39	1
trans-1,2-Dichloroethene	0.25	U	1.0	0.25	0.19	ug/L		08/01/12 19:39	1
trans-1,3-Dichloropropene	0.25	U	1.0	0.25	0.19	ug/L		08/01/12 19:39	1
Trichloroethene	0.25	U	1.0	0.25	0.17	ug/L		08/01/12 19:39	1
Vinyl chloride	0.25	U	1.0	0.25	0.22	ug/L		08/01/12 19:39	1
Xylenes, Total	0.75	U	2.0	0.75	0.28	ug/L		08/01/12 19:39	1
Dibromochloromethane	0.25	U	1.0	0.25	0.18	ug/L		08/01/12 19:39	1

Surrogate	*%Recovery*	*Qualifier*	*Limits*	*Prepared*	*Analyzed*	*Dil Fac*
1,2-Dichloroethane-d4 (Surr)	*102*		*70 - 120*		*08/01/12 19:39*	*1*
4-Bromofluorobenzene (Surr)	*102*		*75 - 120*		*08/01/12 19:39*	*1*
Toluene-d8 (Surr)	*91*		*85 - 120*		*08/01/12 19:39*	*1*
Dibromofluoromethane (Surr)	*109*		*85 - 115*		*08/01/12 19:39*	*1*

Method: 8081/DOD - Organochlorine Pesticides (GC) - RE

Analyte	Result	Qualifier	LOQ	LOD	DL	Unit	D	Analyzed	Dil Fac
4,4'-DDD	0.0095	U H	0.048	0.0095	0.0091	ug/L		08/10/12 05:42	1
4,4'-DDE	0.0095	U H	0.048	0.0095	0.0092	ug/L		08/10/12 05:42	1

Client Sample ID: FWGFWGMW-002-0082-GW
Date Collected: 07/25/12 10:29
Date Received: 07/26/12 08:00

Lab Sample ID: 240-13518-29
Matrix: Water

Method: 8081/DOD - Organochlorine Pesticides (GC) - RE (Continued)

Analyte	Result	Qualifier	LOQ	LOD	DL	Unit	D	Analyzed	Dil Fac
4,4'-DDT	0.029	U H	0.048	0.029	0.015	ug/L		08/10/12 05:42	1
Aldrin	0.0095	U H	0.029	0.0095	0.0078	ug/L		08/10/12 05:42	1
alpha-BHC	0.0095	U H	0.029	0.0095	0.0067	ug/L		08/10/12 05:42	1
alpha-Chlordane	0.013	U H	0.048	0.013	0.013	ug/L		08/10/12 05:42	1
beta-BHC	0.0095	U H	0.048	0.0095	0.0080	ug/L		08/10/12 05:42	1
delta-BHC	0.0095	U H	0.048	0.0095	0.0083	ug/L		08/10/12 05:42	1
Dieldrin	0.0095	U H	0.029	0.0095	0.0071	ug/L		08/10/12 05:42	1
Endosulfan I	0.012	U H	0.048	0.012	0.012	ug/L		08/10/12 05:42	1
Endosulfan II	0.011	U H	0.048	0.011	0.011	ug/L		08/10/12 05:42	1
Endosulfan sulfate	0.010	U H	0.048	0.010	0.010	ug/L		08/10/12 05:42	1
Endrin	0.010	U H	0.048	0.010	0.010	ug/L		08/10/12 05:42	1
Endrin aldehyde	0.010	U H	0.048	0.010	0.010	ug/L		08/10/12 05:42	1
Endrin ketone	0.0095	U H	0.048	0.0095	0.0074	ug/L		08/10/12 05:42	1
gamma-BHC (Lindane)	0.0095	U H	0.048	0.0095	0.0061	ug/L		08/10/12 05:42	1
gamma-Chlordane	0.011	U H	0.048	0.011	0.011	ug/L		08/10/12 05:42	1
Heptachlor	0.0095	U H	0.029	0.0095	0.0076	ug/L		08/10/12 05:42	1
Heptachlor epoxide	0.0095	U H	0.029	0.0095	0.0068	ug/L		08/10/12 05:42	1
Methoxychlor	0.030	U H	0.095	0.030	0.030	ug/L		08/10/12 05:42	1
Toxaphene	0.48	U H	1.9	0.48	0.30	ug/L		08/10/12 05:42	1

Surrogate	*%Recovery*	*Qualifier*	*Limits*	*Prepared*	*Analyzed*	*Dil Fac*
DCB Decachlorobiphenyl	*43*		*30 - 135*	*08/07/12 11:59*	*08/10/12 05:42*	*1*
DCB Decachlorobiphenyl	*37*		*30 - 135*	*08/07/12 11:59*	*08/10/12 05:42*	*1*
Tetrachloro-m-xylene	*83*		*25 - 140*	*08/07/12 11:59*	*08/10/12 05:42*	*1*
Tetrachloro-m-xylene	*74*		*25 - 140*	*08/07/12 11:59*	*08/10/12 05:42*	*1*

Method: 8082/DOD - Polychlorinated Biphenyls (PCBs) by Gas Chromatography

Analyte	Result	Qualifier	LOQ	LOD	DL	Unit	D	Analyzed	Dil Fac
Aroclor-1016	0.19	U	0.48	0.19	0.16	ug/L		08/02/12 05:55	1
Aroclor-1221	0.19	U	0.48	0.19	0.12	ug/L		08/02/12 05:55	1
Aroclor-1232	0.19	U	0.48	0.19	0.15	ug/L		08/02/12 05:55	1
Aroclor-1242	0.38	U	0.48	0.38	0.21	ug/L		08/02/12 05:55	1
Aroclor-1248	0.19	U	0.48	0.19	0.095	ug/L		08/02/12 05:55	1
Aroclor-1254	0.19	U	0.48	0.19	0.15	ug/L		08/02/12 05:55	1
Aroclor-1260	0.19	U	0.48	0.19	0.16	ug/L		08/02/12 05:55	1

Surrogate	*%Recovery*	*Qualifier*	*Limits*	*Prepared*	*Analyzed*	*Dil Fac*
Tetrachloro-m-xylene	*69*		*40 - 140*	*07/28/12 10:00*	*08/02/12 05:55*	*1*
Tetrachloro-m-xylene	*73*		*40 - 140*	*07/28/12 10:00*	*08/02/12 05:55*	*1*
DCB Decachlorobiphenyl	*33*	*Q*	*40 - 135*	*07/28/12 10:00*	*08/02/12 05:55*	*1*
DCB Decachlorobiphenyl	*37*	*Q*	*40 - 135*	*07/28/12 10:00*	*08/02/12 05:55*	*1*

Method: 8330 (Modified) - Organic Compounds by UV/HPLC - Dissolved

Analyte	Result	Qualifier	LOQ	LOD	DL	Unit	D	Analyzed	Dil Fac
Nitroguanidine	6.0 U		20	6.0	2.4	ug/L		08/01/12 12:50	1

Method: 8330/8330A - Nitroaromatics & Nitramines: Explosives (8330/A)

Analyte	Result	Qualifier	LOQ	LOD	DL	Unit	D	Analyzed	Dil Fac
Nitroglycerin	0.51 U		0.66	0.51	0.34	ug/L		08/05/12 01:39	1.02
PETN	0.51 U		0.66	0.51	0.31	ug/L		08/05/12 01:39	1.02
2-Amino-4,6-dinitrotoluene	0.10 U		0.20	0.10	0.017	ug/L		08/05/12 01:39	1.02

Client: Environmental Quality Mgt., Inc.
Project/Site: RVAAP (OH)

TestAmerica Job ID: 240-13518-1

Client Sample ID: FWGFWGMW-002-0082-GW
Date Collected: 07/25/12 10:29
Date Received: 07/26/12 08:00

Lab Sample ID: 240-13518-29
Matrix: Water

Method: 8330/8330A - Nitroaromatics & Nitramines: Explosives (8330/A) (Continued)

Analyte	Result	Qualifier	LOQ	LOD	DL	Unit	D	Analyzed	Dil Fac
4-Amino-2,6-dinitrotoluene	0.10 U		0.10	0.10	0.051	ug/L		08/05/12 01:39	1.02
1,3-Dinitrobenzene	0.10 U		0.10	0.10	0.051	ug/L		08/05/12 01:39	1.02
2,4-Dinitrotoluene	0.10 U		0.10	0.10	0.051	ug/L		08/05/12 01:39	1.02
2,6-Dinitrotoluene	0.10 U		0.10	0.10	0.051	ug/L		08/05/12 01:39	1.02
HMX	0.051 U		0.10	0.051	0.037	ug/L		08/05/12 01:39	1.02
Nitrobenzene	0.10 U		0.10	0.10	0.051	ug/L		08/05/12 01:39	1.02
2-Nitrotoluene	0.10 U		0.51	0.10	0.090	ug/L		08/05/12 01:39	1.02
3-Nitrotoluene	0.10 U		0.51	0.10	0.058	ug/L		08/05/12 01:39	1.02
4-Nitrotoluene	0.10 U		0.66	0.10	0.090	ug/L		08/05/12 01:39	1.02
RDX	0.051 U		0.10	0.051	0.037	ug/L		08/05/12 01:39	1.02
Tetryl	0.10 U		0.10	0.10	0.051	ug/L		08/05/12 01:39	1.02
1,3,5-Trinitrobenzene	0.051 U		0.10	0.051	0.031	ug/L		08/05/12 01:39	1.02
2,4,6-Trinitrotoluene	0.10 U		0.10	0.10	0.051	ug/L		08/05/12 01:39	1.02

Surrogate	*%Recovery*	*Qualifier*	*Limits*	*Prepared*	*Analyzed*	*Dil Fac*
3,4-Dinitrotoluene	*101*		*79 - 111*	*07/31/12 06:00*	*08/05/12 01:39*	*1.02*

General Chemistry

Analyte	Result	Qualifier	LOQ	LOD	DL	Unit	D	Analyzed	Dil Fac
Cyanide, Total	0.010 U		0.010	0.010	0.0050	mg/L		07/27/12 11:04	1
Nitrocellulose	1.0 U		2.0	1.0	0.48	mg/L		08/10/12 11:25	1

Client: Environmental Quality Mgt., Inc.
Project/Site: RVAAP (OH)

TestAmerica Job ID: 240-13518-1

Client Sample ID: FWGFWGMW-002-0082-GF
Date Collected: 07/25/12 10:29
Date Received: 07/26/12 08:00

Lab Sample ID: 240-13518-30
Matrix: Water

Method: 6010B/DOD - Metals (ICP) - Total Recoverable

Analyte	Result	Qualifier	LOQ	LOD	DL	Unit	D	Analyzed	Dil Fac
Arsenic	10	U	10	10	3.3	ug/L		08/07/12 20:32	1
Chromium	4.0	U	7.0	4.0	1.4	ug/L		08/07/12 20:32	1
Cobalt	4.0	U	7.0	4.0	1.5	ug/L		08/07/12 20:32	1
Lead	5.0	U	10	5.0	1.7	ug/L		08/07/12 20:32	1
Selenium	10	U	15	10	4.0	ug/L		08/07/12 20:32	1
Silver	5.0	U	7.0	5.0	1.7	ug/L		08/07/12 20:32	1
Vanadium	4.0	U	7.0	4.0	1.3	ug/L		08/07/12 20:32	1
Barium	**87**	**J**	200	5.0	2.8	ug/L		08/07/12 20:32	1
Calcium	**46000**		5000	1000	630	ug/L		08/07/12 20:32	1
Copper	10	U	25	10	4.4	ug/L		08/07/12 20:32	1
Magnesium	**14000**		5000	300	120	ug/L		08/07/12 20:32	1
Manganese	**140**		15	5.0	1.8	ug/L		08/07/12 20:32	1
Nickel	5.0	U	40	5.0	2.2	ug/L		08/07/12 20:32	1
Potassium	**7700**		5000	900	300	ug/L		08/07/12 20:32	1

Method: 6020/DOD - Metals (ICP/MS) - Total Recoverable

Analyte	Result	Qualifier	LOQ	LOD	DL	Unit	D	Analyzed	Dil Fac
Aluminum	60	U	60	60	20	ug/L		08/07/12 17:15	1
Antimony	0.50	U	2.0	0.50	0.21	ug/L		08/07/12 17:15	1
Beryllium	0.10	U	1.0	0.10	0.033	ug/L		08/07/12 17:15	1
Cadmium	0.070	U	2.0	0.070	0.023	ug/L		08/07/12 17:15	1
Iron	**820**		150	100	44	ug/L		08/07/12 17:15	1
Sodium	**21000**		1000	400	160	ug/L		08/07/12 17:15	1
Thallium	1.0	U	2.0	1.0	0.32	ug/L		08/07/12 17:15	1
Zinc	20	U	40	20	8.8	ug/L		08/07/12 17:15	1

Method: 7470A/DOD - Mercury (CVAA)

Analyte	Result	Qualifier	LOQ	LOD	DL	Unit	D	Analyzed	Dil Fac
Hg	0.20	U	0.20	0.20	0.12	ug/L		07/30/12 17:20	1

Client Sample ID: FWGFWGMW-001-0081-GW
Date Collected: 07/25/12 12:03
Date Received: 07/26/12 08:00

Lab Sample ID: 240-13518-31
Matrix: Water

Method: 8260B/DoD - Volatile Organic Compounds (GC/MS)

Analyte	Result	Qualifier	LOQ	LOD	DL	Unit	D	Analyzed	Dil Fac
1,1,1-Trichloroethane	0.25	U	1.0	0.25	0.22	ug/L		08/01/12 20:02	1
1,1,2,2-Tetrachloroethane	0.25	U	1.0	0.25	0.18	ug/L		08/01/12 20:02	1
1,1,2-Trichloroethane	0.50	U	1.0	0.50	0.27	ug/L		08/01/12 20:02	1
1,1-Dichloroethane	0.25	U	1.0	0.25	0.15	ug/L		08/01/12 20:02	1
1,1-Dichloroethene	0.25	U	1.0	0.25	0.19	ug/L		08/01/12 20:02	1
1,2-Dichloroethane	0.25	U	1.0	0.25	0.22	ug/L		08/01/12 20:02	1
1,2-Dichloroethene, Total	0.50	U	2.0	0.50	0.34	ug/L		08/01/12 20:02	1
1,2-Dichloropropane	0.25	U	1.0	0.25	0.18	ug/L		08/01/12 20:02	1
2-Hexanone	0.50	U	10	0.50	0.41	ug/L		08/01/12 20:02	1
Bromochloromethane	0.50	U	1.0	0.50	0.29	ug/L		08/01/12 20:02	1
Acetone	1.1	U	10	1.1	1.1	ug/L		08/01/12 20:02	1
Benzene	0.25	U	1.0	0.25	0.13	ug/L		08/01/12 20:02	1
Bromoform	0.64	U	1.0	0.64	0.64	ug/L		08/01/12 20:02	1
Bromomethane	0.50	U	1.0	0.50	0.41	ug/L		08/01/12 20:02	1
Carbon disulfide	0.25	U	1.0	0.25	0.13	ug/L		08/01/12 20:02	1
Carbon tetrachloride	0.25	U	1.0	0.25	0.13	ug/L		08/01/12 20:02	1
Chlorobenzene	0.25	U	1.0	0.25	0.15	ug/L		08/01/12 20:02	1
Chloroethane	0.50	U	1.0	0.50	0.29	ug/L		08/01/12 20:02	1
Chloroform	0.25	U	1.0	0.25	0.16	ug/L		08/01/12 20:02	1
Chloromethane	0.50	U	1.0	0.50	0.30	ug/L		08/01/12 20:02	1
cis-1,2-Dichloroethene	0.25	U	1.0	0.25	0.17	ug/L		08/01/12 20:02	1
cis-1,3-Dichloropropene	0.25	U	1.0	0.25	0.14	ug/L		08/01/12 20:02	1
Bromodichloromethane	0.25	U	1.0	0.25	0.15	ug/L		08/01/12 20:02	1
Ethylbenzene	0.25	U	1.0	0.25	0.17	ug/L		08/01/12 20:02	1
1,2-Dibromoethane	0.25	U	1.0	0.25	0.24	ug/L		08/01/12 20:02	1
m-Xylene & p-Xylene	0.50	U	2.0	0.50	0.24	ug/L		08/01/12 20:02	1
2-Butanone (MEK)	0.57	U	10	0.57	0.57	ug/L		08/01/12 20:02	1
4-Methyl-2-pentanone (MIBK)	0.50	U	10	0.50	0.32	ug/L		08/01/12 20:02	1
Methylene Chloride	0.50	U	1.0	0.50	0.33	ug/L		08/01/12 20:02	1
o-Xylene	0.25	U	1.0	0.25	0.14	ug/L		08/01/12 20:02	1
Styrene	0.25	U	1.0	0.25	0.11	ug/L		08/01/12 20:02	1
Tetrachloroethene	0.50	U	1.0	0.50	0.29	ug/L		08/01/12 20:02	1
Toluene	0.25	U	1.0	0.25	0.13	ug/L		08/01/12 20:02	1
trans-1,2-Dichloroethene	0.25	U	1.0	0.25	0.19	ug/L		08/01/12 20:02	1
trans-1,3-Dichloropropene	0.25	U	1.0	0.25	0.19	ug/L		08/01/12 20:02	1
Trichloroethene	0.25	U	1.0	0.25	0.17	ug/L		08/01/12 20:02	1
Vinyl chloride	0.25	U	1.0	0.25	0.22	ug/L		08/01/12 20:02	1
Xylenes, Total	0.75	U	2.0	0.75	0.28	ug/L		08/01/12 20:02	1
Dibromochloromethane	0.25	U	1.0	0.25	0.18	ug/L		08/01/12 20:02	1

Surrogate	*%Recovery*	*Qualifier*	*Limits*	*Prepared*	*Analyzed*	*Dil Fac*
1,2-Dichloroethane-d4 (Surr)	*89*		*70 - 120*		*08/01/12 20:02*	*1*
4-Bromofluorobenzene (Surr)	*100*		*75 - 120*		*08/01/12 20:02*	*1*
Toluene-d8 (Surr)	*96*		*85 - 120*		*08/01/12 20:02*	*1*
Dibromofluoromethane (Surr)	*100*		*85 - 115*		*08/01/12 20:02*	*1*

Method: 8081/DOD - Organochlorine Pesticides (GC) - RE

Analyte	Result	Qualifier	LOQ	LOD	DL	Unit	D	Analyzed	Dil Fac
4,4'-DDD	0.0095	U H	0.048	0.0095	0.0091	ug/L		08/10/12 06:07	1
4,4'-DDE	0.0095	U H	0.048	0.0095	0.0092	ug/L		08/10/12 06:07	1

Client Sample ID: FWGFWGMW-001-0081-GW
Date Collected: 07/25/12 12:03
Date Received: 07/26/12 08:00

Lab Sample ID: 240-13518-31
Matrix: Water

Method: 8081/DOD - Organochlorine Pesticides (GC) - RE (Continued)

Analyte	Result	Qualifier	LOQ	LOD	DL	Unit	D	Analyzed	Dil Fac
4,4'-DDT	0.029	U H	0.048	0.029	0.015	ug/L		08/10/12 06:07	1
Aldrin	0.0095	U H	0.029	0.0095	0.0078	ug/L		08/10/12 06:07	1
alpha-BHC	0.0095	U H	0.029	0.0095	0.0067	ug/L		08/10/12 06:07	1
alpha-Chlordane	0.013	U H	0.048	0.013	0.013	ug/L		08/10/12 06:07	1
beta-BHC	0.0095	U H	0.048	0.0095	0.0080	ug/L		08/10/12 06:07	1
delta-BHC	0.0095	U H	0.048	0.0095	0.0083	ug/L		08/10/12 06:07	1
Dieldrin	0.0095	U H	0.029	0.0095	0.0071	ug/L		08/10/12 06:07	1
Endosulfan I	0.012	U H	0.048	0.012	0.012	ug/L		08/10/12 06:07	1
Endosulfan II	0.011	U H	0.048	0.011	0.011	ug/L		08/10/12 06:07	1
Endosulfan sulfate	0.010	U H	0.048	0.010	0.010	ug/L		08/10/12 06:07	1
Endrin	0.010	U H	0.048	0.010	0.010	ug/L		08/10/12 06:07	1
Endrin aldehyde	0.010	U H	0.048	0.010	0.010	ug/L		08/10/12 06:07	1
Endrin ketone	0.0095	U H	0.048	0.0095	0.0074	ug/L		08/10/12 06:07	1
gamma-BHC (Lindane)	0.0095	U H	0.048	0.0095	0.0061	ug/L		08/10/12 06:07	1
gamma-Chlordane	0.011	U H	0.048	0.011	0.011	ug/L		08/10/12 06:07	1
Heptachlor	0.0095	U H	0.029	0.0095	0.0076	ug/L		08/10/12 06:07	1
Heptachlor epoxide	0.0095	U H	0.029	0.0095	0.0068	ug/L		08/10/12 06:07	1
Methoxychlor	0.030	U H	0.095	0.030	0.030	ug/L		08/10/12 06:07	1
Toxaphene	0.48	U H	1.9	0.48	0.30	ug/L		08/10/12 06:07	1

Surrogate	*%Recovery*	*Qualifier*	*Limits*	*Prepared*	*Analyzed*	*Dil Fac*
DCB Decachlorobiphenyl	*57*		*30 - 135*	*08/07/12 11:59*	*08/10/12 06:07*	*1*
DCB Decachlorobiphenyl	*46*		*30 - 135*	*08/07/12 11:59*	*08/10/12 06:07*	*1*
Tetrachloro-m-xylene	*70*		*25 - 140*	*08/07/12 11:59*	*08/10/12 06:07*	*1*
Tetrachloro-m-xylene	*65*		*25 - 140*	*08/07/12 11:59*	*08/10/12 06:07*	*1*

Method: 8082/DOD - Polychlorinated Biphenyls (PCBs) by Gas Chromatography

Analyte	Result	Qualifier	LOQ	LOD	DL	Unit	D	Analyzed	Dil Fac
Aroclor-1016	0.19	U H	0.48	0.19	0.16	ug/L		08/10/12 15:36	1
Aroclor-1221	0.19	U H	0.48	0.19	0.12	ug/L		08/10/12 15:36	1
Aroclor-1232	0.19	U H	0.48	0.19	0.15	ug/L		08/10/12 15:36	1
Aroclor-1242	0.38	U H	0.48	0.38	0.21	ug/L		08/10/12 15:36	1
Aroclor-1248	0.19	U H	0.48	0.19	0.095	ug/L		08/10/12 15:36	1
Aroclor-1254	0.19	U H	0.48	0.19	0.15	ug/L		08/10/12 15:36	1
Aroclor-1260	0.19	U H	0.48	0.19	0.16	ug/L		08/10/12 15:36	1

Surrogate	*%Recovery*	*Qualifier*	*Limits*	*Prepared*	*Analyzed*	*Dil Fac*
Tetrachloro-m-xylene	*74*		*40 - 140*	*08/07/12 11:03*	*08/10/12 15:36*	*1*
Tetrachloro-m-xylene	*72*		*40 - 140*	*08/07/12 11:03*	*08/10/12 15:36*	*1*
DCB Decachlorobiphenyl	*43*		*40 - 135*	*08/07/12 11:03*	*08/10/12 15:36*	*1*
DCB Decachlorobiphenyl	*42*		*40 - 135*	*08/07/12 11:03*	*08/10/12 15:36*	*1*

Method: 8330 (Modified) - Organic Compounds by UV/HPLC - Dissolved

Analyte	Result	Qualifier	LOQ	LOD	DL	Unit	D	Analyzed	Dil Fac
Nitroguanidine	6.0 U		20	6.0	2.4	ug/L		08/01/12 13:04	1

Method: 8330/8330A - Nitroaromatics & Nitramines: Explosives (8330/A)

Analyte	Result	Qualifier	LOQ	LOD	DL	Unit	D	Analyzed	Dil Fac
Nitroglycerin	0.51 U		0.66	0.51	0.34	ug/L		08/05/12 02:20	1.02
PETN	0.51 U		0.66	0.51	0.31	ug/L		08/05/12 02:20	1.02
2-Amino-4,6-dinitrotoluene	0.10 U		0.20	0.10	0.017	ug/L		08/05/12 02:20	1.02

Client: Environmental Quality Mgt., Inc.
Project/Site: RVAAP (OH)

TestAmerica Job ID: 240-13518-1

Client Sample ID: FWGFWGMW-001-0081-GW
Date Collected: 07/25/12 12:03
Date Received: 07/26/12 08:00

Lab Sample ID: 240-13518-31
Matrix: Water

Method: 8330/8330A - Nitroaromatics & Nitramines: Explosives (8330/A) (Continued)

Analyte	Result	Qualifier	LOQ	LOD	DL	Unit	D	Analyzed	Dil Fac
4-Amino-2,6-dinitrotoluene	0.10 U		0.10	0.10	0.051	ug/L		08/05/12 02:20	1.02
1,3-Dinitrobenzene	0.10 U		0.10	0.10	0.051	ug/L		08/05/12 02:20	1.02
2,4-Dinitrotoluene	0.10 U		0.10	0.10	0.051	ug/L		08/05/12 02:20	1.02
2,6-Dinitrotoluene	0.10 U		0.10	0.10	0.051	ug/L		08/05/12 02:20	1.02
HMX	0.051 U		0.10	0.051	0.037	ug/L		08/05/12 02:20	1.02
Nitrobenzene	0.10 U		0.10	0.10	0.051	ug/L		08/05/12 02:20	1.02
2-Nitrotoluene	0.10 U		0.51	0.10	0.090	ug/L		08/05/12 02:20	1.02
3-Nitrotoluene	0.10 U		0.51	0.10	0.058	ug/L		08/05/12 02:20	1.02
4-Nitrotoluene	0.10 U		0.66	0.10	0.090	ug/L		08/05/12 02:20	1.02
RDX	0.051 U		0.10	0.051	0.037	ug/L		08/05/12 02:20	1.02
Tetryl	0.10 U		0.10	0.10	0.051	ug/L		08/05/12 02:20	1.02
1,3,5-Trinitrobenzene	0.051 U		0.10	0.051	0.031	ug/L		08/05/12 02:20	1.02
2,4,6-Trinitrotoluene	0.10 U		0.10	0.10	0.051	ug/L		08/05/12 02:20	1.02

Surrogate	*%Recovery*	*Qualifier*	*Limits*	*Prepared*	*Analyzed*	*Dil Fac*
3,4-Dinitrotoluene	*87*		*79 - 111*	*07/31/12 06:00*	*08/05/12 02:20*	*1.02*

General Chemistry

Analyte	Result	Qualifier	LOQ	LOD	DL	Unit	D	Analyzed	Dil Fac
Cyanide, Total	0.010 U		0.010	0.010	0.0050	mg/L		07/27/12 11:04	1
Nitrocellulose	1.0 U		2.0	1.0	0.48	mg/L		08/10/12 11:27	1

Client: Environmental Quality Mgt., Inc.
Project/Site: RVAAP (OH)

TestAmerica Job ID: 240-13518-1

Client Sample ID: FWGFWGMW-001-0081-GF
Date Collected: 07/25/12 12:03
Date Received: 07/26/12 08:00

Lab Sample ID: 240-13518-32
Matrix: Water

Method: 6010B/DOD - Metals (ICP) - Total Recoverable

Analyte	Result	Qualifier	LOQ	LOD	DL	Unit	D	Analyzed	Dil Fac
Arsenic	10	U	10	10	3.3	ug/L		08/07/12 20:36	1
Chromium	4.0	U	7.0	4.0	1.4	ug/L		08/07/12 20:36	1
Cobalt	4.0	U	7.0	4.0	1.5	ug/L		08/07/12 20:36	1
Lead	5.0	U	10	5.0	1.7	ug/L		08/07/12 20:36	1
Selenium	10	U	15	10	4.0	ug/L		08/07/12 20:36	1
Silver	5.0	U	7.0	5.0	1.7	ug/L		08/07/12 20:36	1
Vanadium	4.0	U	7.0	4.0	1.3	ug/L		08/07/12 20:36	1
Barium	**17**	**J**	200	5.0	2.8	ug/L		08/07/12 20:36	1
Calcium	**22000**		5000	1000	630	ug/L		08/07/12 20:36	1
Copper	10	U	25	10	4.4	ug/L		08/07/12 20:36	1
Magnesium	**7100**		5000	300	120	ug/L		08/07/12 20:36	1
Manganese	**17**		15	5.0	1.8	ug/L		08/07/12 20:36	1
Nickel	**2.7**	**J**	40	5.0	2.2	ug/L		08/07/12 20:36	1
Potassium	**1400**	**J**	5000	900	300	ug/L		08/07/12 20:36	1

Method: 6020/DOD - Metals (ICP/MS) - Total Recoverable

Analyte	Result	Qualifier	LOQ	LOD	DL	Unit	D	Analyzed	Dil Fac
Aluminum	**510**		60	60	20	ug/L		08/07/12 17:33	1
Antimony	0.50	U	2.0	0.50	0.21	ug/L		08/07/12 17:33	1
Beryllium	0.10	U	1.0	0.10	0.033	ug/L		08/07/12 17:33	1
Cadmium	**0.052**	**J**	2.0	0.070	0.023	ug/L		08/07/12 17:33	1
Iron	**600**		150	100	44	ug/L		08/07/12 17:33	1
Sodium	**3200**		1000	400	160	ug/L		08/07/12 17:33	1
Thallium	1.0	U	2.0	1.0	0.32	ug/L		08/07/12 17:33	1
Zinc	20	U	40	20	8.8	ug/L		08/07/12 17:33	1

Method: 7470A/DOD - Mercury (CVAA)

Analyte	Result	Qualifier	LOQ	LOD	DL	Unit	D	Analyzed	Dil Fac
Hg	0.20	U	0.20	0.20	0.12	ug/L		07/30/12 17:22	1

Client Sample ID: FWGLL6MW-009-0124-GW
Date Collected: 07/25/12 14:19
Date Received: 07/26/12 08:00

Lab Sample ID: 240-13518-33
Matrix: Water

Method: 8260B/DoD - Volatile Organic Compounds (GC/MS)

Analyte	Result	Qualifier	LOQ	LOD	DL	Unit	D	Analyzed	Dil Fac
1,1,1-Trichloroethane	0.25	U	1.0	0.25	0.22	ug/L		08/01/12 20:24	1
1,1,2,2-Tetrachloroethane	0.25	U	1.0	0.25	0.18	ug/L		08/01/12 20:24	1
1,1,2-Trichloroethane	0.50	U	1.0	0.50	0.27	ug/L		08/01/12 20:24	1
1,1-Dichloroethane	0.25	U	1.0	0.25	0.15	ug/L		08/01/12 20:24	1
1,1-Dichloroethene	0.25	U	1.0	0.25	0.19	ug/L		08/01/12 20:24	1
1,2-Dichloroethane	0.25	U	1.0	0.25	0.22	ug/L		08/01/12 20:24	1
1,2-Dichloroethene, Total	0.50	U	2.0	0.50	0.34	ug/L		08/01/12 20:24	1
1,2-Dichloropropane	0.25	U	1.0	0.25	0.18	ug/L		08/01/12 20:24	1
2-Hexanone	0.50	U	10	0.50	0.41	ug/L		08/01/12 20:24	1
Bromochloromethane	0.50	U	1.0	0.50	0.29	ug/L		08/01/12 20:24	1
Acetone	1.1	U	10	1.1	1.1	ug/L		08/01/12 20:24	1
Benzene	0.25	U	1.0	0.25	0.13	ug/L		08/01/12 20:24	1
Bromoform	0.64	U	1.0	0.64	0.64	ug/L		08/01/12 20:24	1
Bromomethane	0.50	U	1.0	0.50	0.41	ug/L		08/01/12 20:24	1
Carbon disulfide	0.25	U	1.0	0.25	0.13	ug/L		08/01/12 20:24	1
Carbon tetrachloride	0.25	U	1.0	0.25	0.13	ug/L		08/01/12 20:24	1
Chlorobenzene	0.25	U	1.0	0.25	0.15	ug/L		08/01/12 20:24	1
Chloroethane	0.50	U	1.0	0.50	0.29	ug/L		08/01/12 20:24	1
Chloroform	0.25	U	1.0	0.25	0.16	ug/L		08/01/12 20:24	1
Chloromethane	0.50	U	1.0	0.50	0.30	ug/L		08/01/12 20:24	1
cis-1,2-Dichloroethene	0.25	U	1.0	0.25	0.17	ug/L		08/01/12 20:24	1
cis-1,3-Dichloropropene	0.25	U	1.0	0.25	0.14	ug/L		08/01/12 20:24	1
Bromodichloromethane	0.25	U	1.0	0.25	0.15	ug/L		08/01/12 20:24	1
Ethylbenzene	0.25	U	1.0	0.25	0.17	ug/L		08/01/12 20:24	1
1,2-Dibromoethane	0.25	U	1.0	0.25	0.24	ug/L		08/01/12 20:24	1
m-Xylene & p-Xylene	0.50	U	2.0	0.50	0.24	ug/L		08/01/12 20:24	1
2-Butanone (MEK)	0.57	U	10	0.57	0.57	ug/L		08/01/12 20:24	1
4-Methyl-2-pentanone (MIBK)	0.50	U	10	0.50	0.32	ug/L		08/01/12 20:24	1
Methylene Chloride	0.50	U	1.0	0.50	0.33	ug/L		08/01/12 20:24	1
o-Xylene	0.25	U	1.0	0.25	0.14	ug/L		08/01/12 20:24	1
Styrene	0.25	U	1.0	0.25	0.11	ug/L		08/01/12 20:24	1
Tetrachloroethene	0.50	U	1.0	0.50	0.29	ug/L		08/01/12 20:24	1
Toluene	0.25	U	1.0	0.25	0.13	ug/L		08/01/12 20:24	1
trans-1,2-Dichloroethene	0.25	U	1.0	0.25	0.19	ug/L		08/01/12 20:24	1
trans-1,3-Dichloropropene	0.25	U	1.0	0.25	0.19	ug/L		08/01/12 20:24	1
Trichloroethene	0.25	U	1.0	0.25	0.17	ug/L		08/01/12 20:24	1
Vinyl chloride	0.25	U	1.0	0.25	0.22	ug/L		08/01/12 20:24	1
Xylenes, Total	0.75	U	2.0	0.75	0.28	ug/L		08/01/12 20:24	1
Dibromochloromethane	0.25	U	1.0	0.25	0.18	ug/L		08/01/12 20:24	1

Surrogate	*%Recovery*	*Qualifier*	*Limits*	*Prepared*	*Analyzed*	*Dil Fac*
1,2-Dichloroethane-d4 (Surr)	*91*		*70 - 120*		*08/01/12 20:24*	*1*
4-Bromofluorobenzene (Surr)	*98*		*75 - 120*		*08/01/12 20:24*	*1*
Toluene-d8 (Surr)	*97*		*85 - 120*		*08/01/12 20:24*	*1*
Dibromofluoromethane (Surr)	*103*		*85 - 115*		*08/01/12 20:24*	*1*

Method: 8081/DOD - Organochlorine Pesticides (GC) - RE

Analyte	Result	Qualifier	LOQ	LOD	DL	Unit	D	Analyzed	Dil Fac
4,4'-DDD	0.010	U H	0.050	0.010	0.0096	ug/L		08/10/12 06:31	1
4,4'-DDE	0.010	U H	0.050	0.010	0.0097	ug/L		08/10/12 06:31	1

Client Sample ID: FWGLL6MW-009-0124-GW
Date Collected: 07/25/12 14:19
Date Received: 07/26/12 08:00

Lab Sample ID: 240-13518-33
Matrix: Water

Method: 8081/DOD - Organochlorine Pesticides (GC) - RE (Continued)

Analyte	Result	Qualifier	LOQ	LOD	DL	Unit	D	Analyzed	Dil Fac
4,4'-DDT	0.030	U H	0.050	0.030	0.016	ug/L		08/10/12 06:31	1
Aldrin	0.010	U H	0.030	0.010	0.0082	ug/L		08/10/12 06:31	1
alpha-BHC	0.010	U H	0.030	0.010	0.0070	ug/L		08/10/12 06:31	1
alpha-Chlordane	0.014	U H	0.050	0.014	0.014	ug/L		08/10/12 06:31	1
beta-BHC	0.010	U H	0.050	0.010	0.0084	ug/L		08/10/12 06:31	1
delta-BHC	0.010	U H	0.050	0.010	0.0087	ug/L		08/10/12 06:31	1
Dieldrin	0.010	U H	0.030	0.010	0.0075	ug/L		08/10/12 06:31	1
Endosulfan I	0.013	U H	0.050	0.013	0.013	ug/L		08/10/12 06:31	1
Endosulfan II	0.012	U H	0.050	0.012	0.012	ug/L		08/10/12 06:31	1
Endosulfan sulfate	0.011	U H	0.050	0.011	0.011	ug/L		08/10/12 06:31	1
Endrin	0.011	U H	0.050	0.011	0.011	ug/L		08/10/12 06:31	1
Endrin aldehyde	0.011	U H	0.050	0.011	0.011	ug/L		08/10/12 06:31	1
Endrin ketone	0.010	U H	0.050	0.010	0.0078	ug/L		08/10/12 06:31	1
gamma-BHC (Lindane)	0.010	U H	0.050	0.010	0.0064	ug/L		08/10/12 06:31	1
gamma-Chlordane	0.012	U H	0.050	0.012	0.012	ug/L		08/10/12 06:31	1
Heptachlor	0.010	U H	0.030	0.010	0.0080	ug/L		08/10/12 06:31	1
Heptachlor epoxide	0.010	U H	0.030	0.010	0.0071	ug/L		08/10/12 06:31	1
Methoxychlor	0.032	U H	0.10	0.032	0.032	ug/L		08/10/12 06:31	1
Toxaphene	0.50	U H	2.0	0.50	0.32	ug/L		08/10/12 06:31	1

Surrogate	*%Recovery*	*Qualifier*	*Limits*	*Prepared*	*Analyzed*	*Dil Fac*
DCB Decachlorobiphenyl	*65*		*30 - 135*	*08/07/12 11:59*	*08/10/12 06:31*	*1*
DCB Decachlorobiphenyl	*56*		*30 - 135*	*08/07/12 11:59*	*08/10/12 06:31*	*1*
Tetrachloro-m-xylene	*75*		*25 - 140*	*08/07/12 11:59*	*08/10/12 06:31*	*1*
Tetrachloro-m-xylene	*73*		*25 - 140*	*08/07/12 11:59*	*08/10/12 06:31*	*1*

Method: 8082/DOD - Polychlorinated Biphenyls (PCBs) by Gas Chromatography

Analyte	Result	Qualifier	LOQ	LOD	DL	Unit	D	Analyzed	Dil Fac
Aroclor-1016	0.20	U H	0.50	0.20	0.17	ug/L		08/10/12 15:52	1
Aroclor-1221	0.20	U H	0.50	0.20	0.13	ug/L		08/10/12 15:52	1
Aroclor-1232	0.20	U H	0.50	0.20	0.16	ug/L		08/10/12 15:52	1
Aroclor-1242	0.40	U H	0.50	0.40	0.22	ug/L		08/10/12 15:52	1
Aroclor-1248	0.20	U H	0.50	0.20	0.10	ug/L		08/10/12 15:52	1
Aroclor-1254	0.20	U H	0.50	0.20	0.16	ug/L		08/10/12 15:52	1
Aroclor-1260	0.20	U H	0.50	0.20	0.17	ug/L		08/10/12 15:52	1

Surrogate	*%Recovery*	*Qualifier*	*Limits*	*Prepared*	*Analyzed*	*Dil Fac*
Tetrachloro-m-xylene	*79*		*40 - 140*	*08/07/12 11:03*	*08/10/12 15:52*	*1*
Tetrachloro-m-xylene	*69*		*40 - 140*	*08/07/12 11:03*	*08/10/12 15:52*	*1*
DCB Decachlorobiphenyl	*46*		*40 - 135*	*08/07/12 11:03*	*08/10/12 15:52*	*1*
DCB Decachlorobiphenyl	*46*		*40 - 135*	*08/07/12 11:03*	*08/10/12 15:52*	*1*

Method: 8330 (Modified) - Organic Compounds by UV/HPLC - Dissolved

Analyte	Result	Qualifier	LOQ	LOD	DL	Unit	D	Analyzed	Dil Fac
Nitroguanidine	6.0 U		20	6.0	2.4	ug/L		08/01/12 13:19	1

Method: 8330/8330A - Nitroaromatics & Nitramines: Explosives (8330/A)

Analyte	Result	Qualifier	LOQ	LOD	DL	Unit	D	Analyzed	Dil Fac
Nitroglycerin	0.52 U		0.67	0.52	0.34	ug/L		08/05/12 03:00	1.03
PETN	0.52 U		0.67	0.52	0.31	ug/L		08/05/12 03:00	1.03
2-Amino-4,6-dinitrotoluene	0.10 U		0.21	0.10	0.018	ug/L		08/05/12 03:00	1.03

Client: Environmental Quality Mgt., Inc.
Project/Site: RVAAP (OH)

TestAmerica Job ID: 240-13518-1

Client Sample ID: FWGLL6MW-009-0124-GW
Date Collected: 07/25/12 14:19
Date Received: 07/26/12 08:00

Lab Sample ID: 240-13518-33
Matrix: Water

Method: 8330/8330A - Nitroaromatics & Nitramines: Explosives (8330/A) (Continued)

Analyte	Result	Qualifier	LOQ	LOD	DL	Unit	D	Analyzed	Dil Fac
4-Amino-2,6-dinitrotoluene	0.10 U		0.10	0.10	0.052	ug/L		08/05/12 03:00	1.03
1,3-Dinitrobenzene	0.10 U		0.10	0.10	0.052	ug/L		08/05/12 03:00	1.03
2,4-Dinitrotoluene	0.10 U		0.10	0.10	0.052	ug/L		08/05/12 03:00	1.03
2,6-Dinitrotoluene	0.10 U		0.10	0.10	0.052	ug/L		08/05/12 03:00	1.03
HMX	0.052 U		0.10	0.052	0.037	ug/L		08/05/12 03:00	1.03
Nitrobenzene	0.10 U		0.10	0.10	0.052	ug/L		08/05/12 03:00	1.03
2-Nitrotoluene	0.10 U		0.52	0.10	0.091	ug/L		08/05/12 03:00	1.03
3-Nitrotoluene	0.10 U		0.52	0.10	0.059	ug/L		08/05/12 03:00	1.03
4-Nitrotoluene	0.10 U		0.67	0.10	0.091	ug/L		08/05/12 03:00	1.03
RDX	0.052 U		0.10	0.052	0.037	ug/L		08/05/12 03:00	1.03
Tetryl	0.10 U		0.10	0.10	0.052	ug/L		08/05/12 03:00	1.03
1,3,5-Trinitrobenzene	0.052 U		0.10	0.052	0.031	ug/L		08/05/12 03:00	1.03
2,4,6-Trinitrotoluene	0.10 U		0.10	0.10	0.052	ug/L		08/05/12 03:00	1.03

Surrogate	*%Recovery*	*Qualifier*	*Limits*	*Prepared*	*Analyzed*	*Dil Fac*
3,4-Dinitrotoluene	*103*		*79 - 111*	*07/31/12 06:00*	*08/05/12 03:00*	*1.03*

General Chemistry

Analyte	Result	Qualifier	LOQ	LOD	DL	Unit	D	Analyzed	Dil Fac
Cyanide, Total	0.010 U		0.010	0.010	0.0050	mg/L		07/27/12 11:04	1
Nitrocellulose	1.0 U		2.0	1.0	0.48	mg/L		08/10/12 11:29	1

Client: Environmental Quality Mgt., Inc.
Project/Site: RVAAP (OH)

TestAmerica Job ID: 240-13518-1

Client Sample ID: FWGLL6MW-009-0124-GF
Date Collected: 07/25/12 14:19
Date Received: 07/26/12 08:00

Lab Sample ID: 240-13518-34
Matrix: Water

Method: 6010B/DOD - Metals (ICP) - Total Recoverable

Analyte	Result	Qualifier	LOQ	LOD	DL	Unit	D	Analyzed	Dil Fac
Arsenic	**7.7**	**J**	10	10	3.3	ug/L		08/07/12 20:39	1
Chromium	4.0	U	7.0	4.0	1.4	ug/L		08/07/12 20:39	1
Cobalt	**3.1**	**J**	7.0	4.0	1.5	ug/L		08/07/12 20:39	1
Lead	5.0	U	10	5.0	1.7	ug/L		08/07/12 20:39	1
Selenium	10	U	15	10	4.0	ug/L		08/07/12 20:39	1
Silver	5.0	U	7.0	5.0	1.7	ug/L		08/07/12 20:39	1
Vanadium	4.0	U	7.0	4.0	1.3	ug/L		08/07/12 20:39	1
Barium	**30**	**J**	200	5.0	2.8	ug/L		08/07/12 20:39	1
Calcium	**92000**		5000	1000	630	ug/L		08/07/12 20:39	1
Copper	10	U	25	10	4.4	ug/L		08/07/12 20:39	1
Magnesium	**31000**		5000	300	120	ug/L		08/07/12 20:39	1
Manganese	**600**		15	5.0	1.8	ug/L		08/07/12 20:39	1
Nickel	5.0	U	40	5.0	2.2	ug/L		08/07/12 20:39	1
Potassium	**1900**	**J**	5000	900	300	ug/L		08/07/12 20:39	1

Method: 6020/DOD - Metals (ICP/MS) - Total Recoverable

Analyte	Result	Qualifier	LOQ	LOD	DL	Unit	D	Analyzed	Dil Fac
Aluminum	60	U	60	60	20	ug/L		08/07/12 17:38	1
Antimony	0.50	U	2.0	0.50	0.21	ug/L		08/07/12 17:38	1
Beryllium	0.10	U	1.0	0.10	0.033	ug/L		08/07/12 17:38	1
Cadmium	0.070	U	2.0	0.070	0.023	ug/L		08/07/12 17:38	1
Iron	**2900**		150	100	44	ug/L		08/07/12 17:38	1
Sodium	**13000**		1000	400	160	ug/L		08/07/12 17:38	1
Thallium	1.0	U	2.0	1.0	0.32	ug/L		08/07/12 17:38	1
Zinc	**18**	**J**	40	20	8.8	ug/L		08/07/12 17:38	1

Method: 7470A/DOD - Mercury (CVAA)

Analyte	Result	Qualifier	LOQ	LOD	DL	Unit	D	Analyzed	Dil Fac
Hg	0.20	U	0.20	0.20	0.12	ug/L		07/30/12 17:23	1

Client Sample ID: FWGLL6MW-008-0123-GW
Date Collected: 07/25/12 15:19
Date Received: 07/26/12 08:00

Lab Sample ID: 240-13518-35
Matrix: Water

Method: 8260B/DoD - Volatile Organic Compounds (GC/MS)

Analyte	Result	Qualifier	LOQ	LOD	DL	Unit	D	Analyzed	Dil Fac
1,1,1-Trichloroethane	0.25	U	1.0	0.25	0.22	ug/L		08/01/12 20:47	1
1,1,2,2-Tetrachloroethane	0.25	U	1.0	0.25	0.18	ug/L		08/01/12 20:47	1
1,1,2-Trichloroethane	0.50	U	1.0	0.50	0.27	ug/L		08/01/12 20:47	1
1,1-Dichloroethane	0.25	U	1.0	0.25	0.15	ug/L		08/01/12 20:47	1
1,1-Dichloroethene	0.25	U	1.0	0.25	0.19	ug/L		08/01/12 20:47	1
1,2-Dichloroethane	0.25	U	1.0	0.25	0.22	ug/L		08/01/12 20:47	1
1,2-Dichloroethene, Total	0.50	U	2.0	0.50	0.34	ug/L		08/01/12 20:47	1
1,2-Dichloropropane	0.25	U	1.0	0.25	0.18	ug/L		08/01/12 20:47	1
2-Hexanone	0.50	U	10	0.50	0.41	ug/L		08/01/12 20:47	1
Bromochloromethane	0.50	U	1.0	0.50	0.29	ug/L		08/01/12 20:47	1
Acetone	1.1	U	10	1.1	1.1	ug/L		08/01/12 20:47	1
Benzene	0.25	U	1.0	0.25	0.13	ug/L		08/01/12 20:47	1
Bromoform	0.64	U	1.0	0.64	0.64	ug/L		08/01/12 20:47	1
Bromomethane	0.50	U	1.0	0.50	0.41	ug/L		08/01/12 20:47	1
Carbon disulfide	0.25	U	1.0	0.25	0.13	ug/L		08/01/12 20:47	1
Carbon tetrachloride	0.25	U	1.0	0.25	0.13	ug/L		08/01/12 20:47	1
Chlorobenzene	0.25	U	1.0	0.25	0.15	ug/L		08/01/12 20:47	1
Chloroethane	0.50	U	1.0	0.50	0.29	ug/L		08/01/12 20:47	1
Chloroform	0.25	U	1.0	0.25	0.16	ug/L		08/01/12 20:47	1
Chloromethane	0.50	U	1.0	0.50	0.30	ug/L		08/01/12 20:47	1
cis-1,2-Dichloroethene	0.25	U	1.0	0.25	0.17	ug/L		08/01/12 20:47	1
cis-1,3-Dichloropropene	0.25	U	1.0	0.25	0.14	ug/L		08/01/12 20:47	1
Bromodichloromethane	0.25	U	1.0	0.25	0.15	ug/L		08/01/12 20:47	1
Ethylbenzene	0.25	U	1.0	0.25	0.17	ug/L		08/01/12 20:47	1
1,2-Dibromoethane	0.25	U	1.0	0.25	0.24	ug/L		08/01/12 20:47	1
m-Xylene & p-Xylene	0.50	U	2.0	0.50	0.24	ug/L		08/01/12 20:47	1
2-Butanone (MEK)	0.57	U	10	0.57	0.57	ug/L		08/01/12 20:47	1
4-Methyl-2-pentanone (MIBK)	0.50	U	10	0.50	0.32	ug/L		08/01/12 20:47	1
Methylene Chloride	0.50	U	1.0	0.50	0.33	ug/L		08/01/12 20:47	1
o-Xylene	0.25	U	1.0	0.25	0.14	ug/L		08/01/12 20:47	1
Styrene	0.25	U	1.0	0.25	0.11	ug/L		08/01/12 20:47	1
Tetrachloroethene	0.50	U	1.0	0.50	0.29	ug/L		08/01/12 20:47	1
Toluene	0.25	U	1.0	0.25	0.13	ug/L		08/01/12 20:47	1
trans-1,2-Dichloroethene	0.25	U	1.0	0.25	0.19	ug/L		08/01/12 20:47	1
trans-1,3-Dichloropropene	0.25	U	1.0	0.25	0.19	ug/L		08/01/12 20:47	1
Trichloroethene	0.25	U	1.0	0.25	0.17	ug/L		08/01/12 20:47	1
Vinyl chloride	0.25	U	1.0	0.25	0.22	ug/L		08/01/12 20:47	1
Xylenes, Total	0.75	U	2.0	0.75	0.28	ug/L		08/01/12 20:47	1
Dibromochloromethane	0.25	U	1.0	0.25	0.18	ug/L		08/01/12 20:47	1

Surrogate	*%Recovery*	*Qualifier*	*Limits*	*Prepared*	*Analyzed*	*Dil Fac*
1,2-Dichloroethane-d4 (Surr)	*95*		*70 - 120*		*08/01/12 20:47*	*1*
4-Bromofluorobenzene (Surr)	*96*		*75 - 120*		*08/01/12 20:47*	*1*
Toluene-d8 (Surr)	*94*		*85 - 120*		*08/01/12 20:47*	*1*
Dibromofluoromethane (Surr)	*98*		*85 - 115*		*08/01/12 20:47*	*1*

Method: 8081/DOD - Organochlorine Pesticides (GC) - RE

Analyte	Result	Qualifier	LOQ	LOD	DL	Unit	D	Analyzed	Dil Fac
4,4'-DDD	0.0095	U H	0.048	0.0095	0.0091	ug/L		08/10/12 06:56	1
4,4'-DDE	0.0095	U H	0.048	0.0095	0.0092	ug/L		08/10/12 06:56	1

Client: Environmental Quality Mgt., Inc.
Project/Site: RVAAP (OH)

TestAmerica Job ID: 240-13518-1

Client Sample ID: FWGLL6MW-008-0123-GW
Date Collected: 07/25/12 15:19
Date Received: 07/26/12 08:00

Lab Sample ID: 240-13518-35
Matrix: Water

Method: 8081/DOD - Organochlorine Pesticides (GC) - RE (Continued)

Analyte	Result	Qualifier	LOQ	LOD	DL	Unit	D	Analyzed	Dil Fac
4,4'-DDT	0.029	U H	0.048	0.029	0.015	ug/L		08/10/12 06:56	1
Aldrin	0.0095	U H	0.029	0.0095	0.0078	ug/L		08/10/12 06:56	1
alpha-BHC	0.0095	U H	0.029	0.0095	0.0067	ug/L		08/10/12 06:56	1
alpha-Chlordane	0.013	U H	0.048	0.013	0.013	ug/L		08/10/12 06:56	1
beta-BHC	0.0095	U H	0.048	0.0095	0.0080	ug/L		08/10/12 06:56	1
delta-BHC	0.0095	U H	0.048	0.0095	0.0083	ug/L		08/10/12 06:56	1
Dieldrin	0.0095	U H	0.029	0.0095	0.0071	ug/L		08/10/12 06:56	1
Endosulfan I	0.012	U H	0.048	0.012	0.012	ug/L		08/10/12 06:56	1
Endosulfan II	0.011	U H	0.048	0.011	0.011	ug/L		08/10/12 06:56	1
Endosulfan sulfate	0.010	U H	0.048	0.010	0.010	ug/L		08/10/12 06:56	1
Endrin	0.010	U H	0.048	0.010	0.010	ug/L		08/10/12 06:56	1
Endrin aldehyde	0.010	U H	0.048	0.010	0.010	ug/L		08/10/12 06:56	1
Endrin ketone	0.0095	U H	0.048	0.0095	0.0074	ug/L		08/10/12 06:56	1
gamma-BHC (Lindane)	0.0095	U H	0.048	0.0095	0.0061	ug/L		08/10/12 06:56	1
gamma-Chlordane	0.011	U H	0.048	0.011	0.011	ug/L		08/10/12 06:56	1
Heptachlor	0.0095	U H	0.029	0.0095	0.0076	ug/L		08/10/12 06:56	1
Heptachlor epoxide	0.0095	U H	0.029	0.0095	0.0068	ug/L		08/10/12 06:56	1
Methoxychlor	0.030	U H	0.095	0.030	0.030	ug/L		08/10/12 06:56	1
Toxaphene	0.48	U H	1.9	0.48	0.30	ug/L		08/10/12 06:56	1

Surrogate	*%Recovery*	*Qualifier*	*Limits*	*Prepared*	*Analyzed*	*Dil Fac*
DCB Decachlorobiphenyl	*76*		*30 - 135*	*08/07/12 11:59*	*08/10/12 06:56*	*1*
DCB Decachlorobiphenyl	*47*		*30 - 135*	*08/07/12 11:59*	*08/10/12 06:56*	*1*
Tetrachloro-m-xylene	*77*		*25 - 140*	*08/07/12 11:59*	*08/10/12 06:56*	*1*
Tetrachloro-m-xylene	*72*		*25 - 140*	*08/07/12 11:59*	*08/10/12 06:56*	*1*

Method: 8082/DOD - Polychlorinated Biphenyls (PCBs) by Gas Chromatography

Analyte	Result	Qualifier	LOQ	LOD	DL	Unit	D	Analyzed	Dil Fac
Aroclor-1016	0.19	U H	0.48	0.19	0.16	ug/L		08/10/12 16:39	1
Aroclor-1221	0.19	U H	0.48	0.19	0.12	ug/L		08/10/12 16:39	1
Aroclor-1232	0.19	U H	0.48	0.19	0.15	ug/L		08/10/12 16:39	1
Aroclor-1242	0.38	U H	0.48	0.38	0.21	ug/L		08/10/12 16:39	1
Aroclor-1248	0.19	U H	0.48	0.19	0.095	ug/L		08/10/12 16:39	1
Aroclor-1254	0.19	U H	0.48	0.19	0.15	ug/L		08/10/12 16:39	1
Aroclor-1260	0.19	U H	0.48	0.19	0.16	ug/L		08/10/12 16:39	1

Surrogate	*%Recovery*	*Qualifier*	*Limits*	*Prepared*	*Analyzed*	*Dil Fac*
Tetrachloro-m-xylene	*76*		*40 - 140*	*08/07/12 11:03*	*08/10/12 16:39*	*1*
Tetrachloro-m-xylene	*72*		*40 - 140*	*08/07/12 11:03*	*08/10/12 16:39*	*1*
DCB Decachlorobiphenyl	*41*		*40 - 135*	*08/07/12 11:03*	*08/10/12 16:39*	*1*
DCB Decachlorobiphenyl	*41*		*40 - 135*	*08/07/12 11:03*	*08/10/12 16:39*	*1*

Method: 8330 (Modified) - Organic Compounds by UV/HPLC - Dissolved

Analyte	Result	Qualifier	LOQ	LOD	DL	Unit	D	Analyzed	Dil Fac
Nitroguanidine	6.0 U		20	6.0	2.4	ug/L		08/01/12 13:33	1

Method: 8330/8330A - Nitroaromatics & Nitramines: Explosives (8330/A)

Analyte	Result	Qualifier	LOQ	LOD	DL	Unit	D	Analyzed	Dil Fac
Nitroglycerin	0.51 U		0.66	0.51	0.34	ug/L		08/05/12 03:40	1.02
PETN	0.51 U		0.66	0.51	0.31	ug/L		08/05/12 03:40	1.02
2-Amino-4,6-dinitrotoluene	0.10 U		0.20	0.10	0.017	ug/L		08/05/12 03:40	1.02

Client: Environmental Quality Mgt., Inc.
Project/Site: RVAAP (OH)

TestAmerica Job ID: 240-13518-1

Client Sample ID: FWGLL6MW-008-0123-GW
Date Collected: 07/25/12 15:19
Date Received: 07/26/12 08:00

Lab Sample ID: 240-13518-35
Matrix: Water

Method: 8330/8330A - Nitroaromatics & Nitramines: Explosives (8330/A) (Continued)

Analyte	Result	Qualifier	LOQ	LOD	DL	Unit	D	Analyzed	Dil Fac
4-Amino-2,6-dinitrotoluene	0.10 U		0.10	0.10	0.051	ug/L		08/05/12 03:40	1.02
1,3-Dinitrobenzene	0.10 U		0.10	0.10	0.051	ug/L		08/05/12 03:40	1.02
2,4-Dinitrotoluene	0.10 U		0.10	0.10	0.051	ug/L		08/05/12 03:40	1.02
2,6-Dinitrotoluene	0.10 U		0.10	0.10	0.051	ug/L		08/05/12 03:40	1.02
HMX	0.051 U		0.10	0.051	0.037	ug/L		08/05/12 03:40	1.02
Nitrobenzene	0.10 U		0.10	0.10	0.051	ug/L		08/05/12 03:40	1.02
2-Nitrotoluene	0.10 U		0.51	0.10	0.090	ug/L		08/05/12 03:40	1.02
3-Nitrotoluene	0.10 U		0.51	0.10	0.058	ug/L		08/05/12 03:40	1.02
4-Nitrotoluene	0.10 U		0.66	0.10	0.090	ug/L		08/05/12 03:40	1.02
RDX	0.051 U		0.10	0.051	0.037	ug/L		08/05/12 03:40	1.02
Tetryl	0.10 U		0.10	0.10	0.051	ug/L		08/05/12 03:40	1.02
1,3,5-Trinitrobenzene	0.051 U		0.10	0.051	0.031	ug/L		08/05/12 03:40	1.02
2,4,6-Trinitrotoluene	0.10 U		0.10	0.10	0.051	ug/L		08/05/12 03:40	1.02

Surrogate	*%Recovery*	*Qualifier*	*Limits*	*Prepared*	*Analyzed*	*Dil Fac*
3,4-Dinitrotoluene	*101*		*79 - 111*	*07/31/12 06:00*	*08/05/12 03:40*	*1.02*

General Chemistry

Analyte	Result	Qualifier	LOQ	LOD	DL	Unit	D	Analyzed	Dil Fac
Cyanide, Total	0.010 U		0.010	0.010	0.0050	mg/L		07/27/12 11:04	1
Nitrocellulose	1.0 U		2.0	1.0	0.48	mg/L		08/10/12 11:31	1

Client Sample ID: FWGLL6MW-008-0123-GF
Date Collected: 07/25/12 15:19
Date Received: 07/26/12 08:00

Lab Sample ID: 240-13518-36
Matrix: Water

Method: 6010B/DOD - Metals (ICP) - Total Recoverable

Analyte	Result	Qualifier	LOQ	LOD	DL	Unit	D	Analyzed	Dil Fac
Arsenic	10	U	10	10	3.3	ug/L		08/10/12 19:56	1
Chromium	4.0	U	7.0	4.0	1.4	ug/L		08/13/12 08:34	1
Cobalt	**1.8**	**J**	7.0	4.0	1.5	ug/L		08/10/12 19:56	1
Lead	5.0	U	10	5.0	1.7	ug/L		08/10/12 19:56	1
Selenium	10	U	15	10	4.0	ug/L		08/10/12 19:56	1
Silver	5.0	U	7.0	5.0	1.7	ug/L		08/10/12 19:56	1
Vanadium	4.0	U	7.0	4.0	1.3	ug/L		08/10/12 19:56	1
Barium	**26**	**J**	200	5.0	2.8	ug/L		08/10/12 19:56	1
Calcium	**120000**	**J**	5000	1000	630	ug/L		08/10/12 19:56	1
Copper	10	U	25	10	4.4	ug/L		08/10/12 19:56	1
Magnesium	**43000**		5000	300	120	ug/L		08/10/12 19:56	1
Manganese	**1500**		15	5.0	1.8	ug/L		08/10/12 19:56	1
Nickel	5.0	U	40	5.0	2.2	ug/L		08/13/12 08:34	1
Potassium	**1600**	**J**	5000	900	300	ug/L		08/10/12 19:56	1

Method: 6020/DOD - Metals (ICP/MS) - Total Recoverable

Analyte	Result	Qualifier	LOQ	LOD	DL	Unit	D	Analyzed	Dil Fac
Aluminum	60	U	60	60	20	ug/L		08/07/12 17:55	1
Antimony	0.50	U	2.0	0.50	0.21	ug/L		08/07/12 17:55	1
Beryllium	**0.14**	**J**	1.0	0.10	0.033	ug/L		08/07/12 17:55	1
Cadmium	**0.061**	**J**	2.0	0.070	0.023	ug/L		08/07/12 17:55	1
Iron	100	U	150	100	44	ug/L		08/07/12 17:55	1
Sodium	**3100**		1000	400	160	ug/L		08/07/12 17:55	1
Thallium	**0.54**	**J**	2.0	1.0	0.32	ug/L		08/07/12 17:55	1
Zinc	20	U	40	20	8.8	ug/L		08/07/12 17:55	1

Method: 7470A/DOD - Mercury (CVAA)

Analyte	Result	Qualifier	LOQ	LOD	DL	Unit	D	Analyzed	Dil Fac
Hg	0.20	U	0.20	0.20	0.12	ug/L		07/31/12 10:18	1

Client: Environmental Quality Mgt., Inc.
Project/Site: RVAAP (OH)

TestAmerica Job ID: 240-13518-1

Client Sample ID: FWGLL6MW-005C-0122-GF
Date Collected: 07/25/12 16:33
Date Received: 07/26/12 08:00

Lab Sample ID: 240-13518-38
Matrix: Water

Method: 6010B/DOD - Metals (ICP) - Total Recoverable

Analyte	Result	Qualifier	LOQ	LOD	DL	Unit	D	Analyzed	Dil Fac
Arsenic	**20**		10	10	3.3	ug/L		08/07/12 23:21	1
Chromium	4.0	U	7.0	4.0	1.4	ug/L		08/07/12 23:21	1
Cobalt	4.0	U	7.0	4.0	1.5	ug/L		08/07/12 23:21	1
Lead	5.0	U	10	5.0	1.7	ug/L		08/07/12 23:21	1
Selenium	10	U	15	10	4.0	ug/L		08/07/12 23:21	1
Silver	5.0	U	7.0	5.0	1.7	ug/L		08/07/12 23:21	1
Vanadium	4.0	U	7.0	4.0	1.3	ug/L		08/07/12 23:21	1
Barium	**63**	**J**	200	5.0	2.8	ug/L		08/07/12 23:21	1
Calcium	**83000**		5000	1000	630	ug/L		08/07/12 23:21	1
Copper	10	U	25	10	4.4	ug/L		08/07/12 23:21	1
Magnesium	**26000**		5000	300	120	ug/L		08/07/12 23:21	1
Manganese	**490**		15	5.0	1.8	ug/L		08/07/12 23:21	1
Nickel	5.0	U	40	5.0	2.2	ug/L		08/07/12 23:21	1
Potassium	**1200**	**J**	5000	900	300	ug/L		08/07/12 23:21	1

Method: 6020/DOD - Metals (ICP/MS) - Total Recoverable

Analyte	Result	Qualifier	LOQ	LOD	DL	Unit	D	Analyzed	Dil Fac
Aluminum	60	U	60	60	20	ug/L		08/07/12 18:24	1
Antimony	**0.75**	**J**	2.0	0.50	0.21	ug/L		08/07/12 18:24	1
Beryllium	0.10	U	1.0	0.10	0.033	ug/L		08/07/12 18:24	1
Cadmium	0.070	U	2.0	0.070	0.023	ug/L		08/07/12 18:24	1
Iron	**1100**		150	100	44	ug/L		08/07/12 18:24	1
Sodium	**8800**		1000	400	160	ug/L		08/07/12 18:24	1
Thallium	**0.34**	**J**	2.0	1.0	0.32	ug/L		08/07/12 18:24	1
Zinc	20	U	40	20	8.8	ug/L		08/07/12 18:24	1

Method: 7470A/DOD - Mercury (CVAA)

Analyte	Result	Qualifier	LOQ	LOD	DL	Unit	D	Analyzed	Dil Fac
Hg	0.20	U	0.20	0.20	0.12	ug/L		07/31/12 10:19	1

Client: Environmental Quality Mgt., Inc.
Project/Site: RVAAP (OH)

TestAmerica Job ID: 240-13518-1

Client Sample ID: FWGLL6MW-002C-0121-GF
Date Collected: 07/25/12 17:33
Date Received: 07/26/12 08:00

Lab Sample ID: 240-13518-40
Matrix: Water

Method: 6010B/DOD - Metals (ICP) - Total Recoverable

Analyte	Result	Qualifier	LOQ	LOD	DL	Unit	D	Analyzed	Dil Fac
Arsenic	6.3	J	10	10	3.3	ug/L		08/07/12 23:25	1
Chromium	8.1		7.0	4.0	1.4	ug/L		08/07/12 23:25	1
Cobalt	2.5	J	7.0	4.0	1.5	ug/L		08/07/12 23:25	1
Lead	3.2	J	10	5.0	1.7	ug/L		08/07/12 23:25	1
Selenium	10	U	15	10	4.0	ug/L		08/07/12 23:25	1
Silver	5.0	U	7.0	5.0	1.7	ug/L		08/07/12 23:25	1
Vanadium	8.3		7.0	4.0	1.3	ug/L		08/07/12 23:25	1
Barium	43	J	200	5.0	2.8	ug/L		08/07/12 23:25	1
Calcium	130000		5000	1000	630	ug/L		08/07/12 23:25	1
Copper	6.4	J	25	10	4.4	ug/L		08/07/12 23:25	1
Magnesium	27000		5000	300	120	ug/L		08/07/12 23:25	1
Manganese	100		15	5.0	1.8	ug/L		08/07/12 23:25	1
Nickel	7.0	J	40	5.0	2.2	ug/L		08/07/12 23:25	1
Potassium	2500	J	5000	900	300	ug/L		08/07/12 23:25	1

Method: 6020/DOD - Metals (ICP/MS) - Total Recoverable

Analyte	Result	Qualifier	LOQ	LOD	DL	Unit	D	Analyzed	Dil Fac
Aluminum	5100		60	60	20	ug/L		08/07/12 18:41	1
Antimony	0.23	J	2.0	0.50	0.21	ug/L		08/07/12 18:41	1
Beryllium	0.27	J	1.0	0.10	0.033	ug/L		08/07/12 18:41	1
Cadmium	0.027	J	2.0	0.070	0.023	ug/L		08/07/12 18:41	1
Iron	8000		150	100	44	ug/L		08/07/12 18:41	1
Sodium	2400		1000	400	160	ug/L		08/07/12 18:41	1
Thallium	1.0	U	2.0	1.0	0.32	ug/L		08/07/12 18:41	1
Zinc	28	J	40	20	8.8	ug/L		08/07/12 18:41	1

Method: 7470A/DOD - Mercury (CVAA)

Analyte	Result	Qualifier	LOQ	LOD	DL	Unit	D	Analyzed	Dil Fac
Hg	0.20	U	0.20	0.20	0.12	ug/L		07/31/12 10:21	1

Client Sample ID: FWGFWGMW-005-0085-GW
Date Collected: 07/25/12 09:37
Date Received: 07/26/12 08:00

Lab Sample ID: 240-13518-41
Matrix: Water

Method: 8260B/DoD - Volatile Organic Compounds (GC/MS)

Analyte	Result	Qualifier	LOQ	LOD	DL	Unit	D	Analyzed	Dil Fac
1,1,1-Trichloroethane	0.25	U	1.0	0.25	0.22	ug/L		08/01/12 21:09	1
1,1,2,2-Tetrachloroethane	0.25	U	1.0	0.25	0.18	ug/L		08/01/12 21:09	1
1,1,2-Trichloroethane	0.50	U	1.0	0.50	0.27	ug/L		08/01/12 21:09	1
1,1-Dichloroethane	0.25	U	1.0	0.25	0.15	ug/L		08/01/12 21:09	1
1,1-Dichloroethene	0.25	U	1.0	0.25	0.19	ug/L		08/01/12 21:09	1
1,2-Dichloroethane	0.25	U	1.0	0.25	0.22	ug/L		08/01/12 21:09	1
1,2-Dichloroethene, Total	0.50	U	2.0	0.50	0.34	ug/L		08/01/12 21:09	1
1,2-Dichloropropane	0.25	U	1.0	0.25	0.18	ug/L		08/01/12 21:09	1
2-Hexanone	0.50	U	10	0.50	0.41	ug/L		08/01/12 21:09	1
Bromochloromethane	0.50	U	1.0	0.50	0.29	ug/L		08/01/12 21:09	1
Acetone	1.1	U	10	1.1	1.1	ug/L		08/01/12 21:09	1
Benzene	0.25	U	1.0	0.25	0.13	ug/L		08/01/12 21:09	1
Bromoform	0.64	U	1.0	0.64	0.64	ug/L		08/01/12 21:09	1
Bromomethane	0.50	U	1.0	0.50	0.41	ug/L		08/01/12 21:09	1
Carbon disulfide	0.25	U	1.0	0.25	0.13	ug/L		08/01/12 21:09	1
Carbon tetrachloride	0.25	U	1.0	0.25	0.13	ug/L		08/01/12 21:09	1
Chlorobenzene	0.25	U	1.0	0.25	0.15	ug/L		08/01/12 21:09	1
Chloroethane	0.50	U	1.0	0.50	0.29	ug/L		08/01/12 21:09	1
Chloroform	0.25	U	1.0	0.25	0.16	ug/L		08/01/12 21:09	1
Chloromethane	0.50	U	1.0	0.50	0.30	ug/L		08/01/12 21:09	1
cis-1,2-Dichloroethene	0.25	U	1.0	0.25	0.17	ug/L		08/01/12 21:09	1
cis-1,3-Dichloropropene	0.25	U	1.0	0.25	0.14	ug/L		08/01/12 21:09	1
Bromodichloromethane	0.25	U	1.0	0.25	0.15	ug/L		08/01/12 21:09	1
Ethylbenzene	0.25	U	1.0	0.25	0.17	ug/L		08/01/12 21:09	1
1,2-Dibromoethane	0.25	U	1.0	0.25	0.24	ug/L		08/01/12 21:09	1
m-Xylene & p-Xylene	0.50	U	2.0	0.50	0.24	ug/L		08/01/12 21:09	1
2-Butanone (MEK)	0.57	U	10	0.57	0.57	ug/L		08/01/12 21:09	1
4-Methyl-2-pentanone (MIBK)	0.50	U	10	0.50	0.32	ug/L		08/01/12 21:09	1
Methylene Chloride	0.50	U	1.0	0.50	0.33	ug/L		08/01/12 21:09	1
o-Xylene	0.25	U	1.0	0.25	0.14	ug/L		08/01/12 21:09	1
Styrene	0.25	U	1.0	0.25	0.11	ug/L		08/01/12 21:09	1
Tetrachloroethene	0.50	U	1.0	0.50	0.29	ug/L		08/01/12 21:09	1
Toluene	0.25	U	1.0	0.25	0.13	ug/L		08/01/12 21:09	1
trans-1,2-Dichloroethene	0.25	U	1.0	0.25	0.19	ug/L		08/01/12 21:09	1
trans-1,3-Dichloropropene	0.25	U	1.0	0.25	0.19	ug/L		08/01/12 21:09	1
Trichloroethene	0.25	U	1.0	0.25	0.17	ug/L		08/01/12 21:09	1
Vinyl chloride	0.25	U	1.0	0.25	0.22	ug/L		08/01/12 21:09	1
Xylenes, Total	0.75	U	2.0	0.75	0.28	ug/L		08/01/12 21:09	1
Dibromochloromethane	0.25	U	1.0	0.25	0.18	ug/L		08/01/12 21:09	1

Surrogate	*%Recovery*	*Qualifier*	*Limits*	*Prepared*	*Analyzed*	*Dil Fac*
1,2-Dichloroethane-d4 (Surr)	*88*		*70 - 120*		*08/01/12 21:09*	*1*
4-Bromofluorobenzene (Surr)	*89*		*75 - 120*		*08/01/12 21:09*	*1*
Toluene-d8 (Surr)	*95*		*85 - 120*		*08/01/12 21:09*	*1*
Dibromofluoromethane (Surr)	*100*		*85 - 115*		*08/01/12 21:09*	*1*

Method: 8081/DOD - Organochlorine Pesticides (GC) - RE

Analyte	Result	Qualifier	LOQ	LOD	DL	Unit	D	Analyzed	Dil Fac
4,4'-DDD	0.0095	U H	0.048	0.0095	0.0091	ug/L		08/10/12 07:20	1
4,4'-DDE	0.0095	U H	0.048	0.0095	0.0092	ug/L		08/10/12 07:20	1

Client Sample ID: FWGFWGMW-005-0085-GW
Date Collected: 07/25/12 09:37
Date Received: 07/26/12 08:00

Lab Sample ID: 240-13518-41
Matrix: Water

Method: 8081/DOD - Organochlorine Pesticides (GC) - RE (Continued)

Analyte	Result	Qualifier	LOQ	LOD	DL	Unit	D	Analyzed	Dil Fac
4,4'-DDT	0.029	U H	0.048	0.029	0.015	ug/L		08/10/12 07:20	1
Aldrin	0.0095	U H	0.029	0.0095	0.0078	ug/L		08/10/12 07:20	1
alpha-BHC	0.0095	U H	0.029	0.0095	0.0067	ug/L		08/10/12 07:20	1
alpha-Chlordane	0.013	U H	0.048	0.013	0.013	ug/L		08/10/12 07:20	1
beta-BHC	0.0095	U H	0.048	0.0095	0.0080	ug/L		08/10/12 07:20	1
delta-BHC	0.0095	U H	0.048	0.0095	0.0083	ug/L		08/10/12 07:20	1
Dieldrin	0.0095	U H	0.029	0.0095	0.0071	ug/L		08/10/12 07:20	1
Endosulfan I	0.012	U H	0.048	0.012	0.012	ug/L		08/10/12 07:20	1
Endosulfan II	0.011	U H	0.048	0.011	0.011	ug/L		08/10/12 07:20	1
Endosulfan sulfate	0.010	U H	0.048	0.010	0.010	ug/L		08/10/12 07:20	1
Endrin	0.010	U H	0.048	0.010	0.010	ug/L		08/10/12 07:20	1
Endrin aldehyde	0.010	U H	0.048	0.010	0.010	ug/L		08/10/12 07:20	1
Endrin ketone	0.0095	U H	0.048	0.0095	0.0074	ug/L		08/10/12 07:20	1
gamma-BHC (Lindane)	0.0095	U H	0.048	0.0095	0.0061	ug/L		08/10/12 07:20	1
gamma-Chlordane	0.011	U H	0.048	0.011	0.011	ug/L		08/10/12 07:20	1
Heptachlor	0.0095	U H	0.029	0.0095	0.0076	ug/L		08/10/12 07:20	1
Heptachlor epoxide	0.0095	U H	0.029	0.0095	0.0068	ug/L		08/10/12 07:20	1
Methoxychlor	0.030	U H	0.095	0.030	0.030	ug/L		08/10/12 07:20	1
Toxaphene	0.48	U H	1.9	0.48	0.30	ug/L		08/10/12 07:20	1

Surrogate	*%Recovery*	*Qualifier*	*Limits*	*Prepared*	*Analyzed*	*Dil Fac*
DCB Decachlorobiphenyl	*33*		*30 - 135*	*08/07/12 11:59*	*08/10/12 07:20*	*1*
DCB Decachlorobiphenyl	*27*	*Q*	*30 - 135*	*08/07/12 11:59*	*08/10/12 07:20*	*1*
Tetrachloro-m-xylene	*74*		*25 - 140*	*08/07/12 11:59*	*08/10/12 07:20*	*1*
Tetrachloro-m-xylene	*72*		*25 - 140*	*08/07/12 11:59*	*08/10/12 07:20*	*1*

Method: 8082/DOD - Polychlorinated Biphenyls (PCBs) by Gas Chromatography

Analyte	Result	Qualifier	LOQ	LOD	DL	Unit	D	Analyzed	Dil Fac
Aroclor-1016	0.19	U	0.48	0.19	0.16	ug/L		08/02/12 07:29	1
Aroclor-1221	0.19	U	0.48	0.19	0.12	ug/L		08/02/12 07:29	1
Aroclor-1232	0.19	U	0.48	0.19	0.15	ug/L		08/02/12 07:29	1
Aroclor-1242	0.38	U	0.48	0.38	0.21	ug/L		08/02/12 07:29	1
Aroclor-1248	0.19	U	0.48	0.19	0.095	ug/L		08/02/12 07:29	1
Aroclor-1254	0.19	U	0.48	0.19	0.15	ug/L		08/02/12 07:29	1
Aroclor-1260	0.19	U	0.48	0.19	0.16	ug/L		08/02/12 07:29	1

Surrogate	*%Recovery*	*Qualifier*	*Limits*	*Prepared*	*Analyzed*	*Dil Fac*
Tetrachloro-m-xylene	*67*		*40 - 140*	*07/28/12 10:00*	*08/02/12 07:29*	*1*
Tetrachloro-m-xylene	*73*		*40 - 140*	*07/28/12 10:00*	*08/02/12 07:29*	*1*
DCB Decachlorobiphenyl	*36*	*Q*	*40 - 135*	*07/28/12 10:00*	*08/02/12 07:29*	*1*
DCB Decachlorobiphenyl	*38*	*Q*	*40 - 135*	*07/28/12 10:00*	*08/02/12 07:29*	*1*

Method: 8330 (Modified) - Organic Compounds by UV/HPLC - Dissolved

Analyte	Result	Qualifier	LOQ	LOD	DL	Unit	D	Analyzed	Dil Fac
Nitroguanidine	6.0 U		20	6.0	2.4	ug/L		08/01/12 13:47	1

Method: 8330/8330A - Nitroaromatics & Nitramines: Explosives (8330/A)

Analyte	Result	Qualifier	LOQ	LOD	DL	Unit	D	Analyzed	Dil Fac
Nitroglycerin	0.58 U		0.75	0.58	0.38	ug/L		08/05/12 04:21	1.15
PETN	0.58 U		0.75	0.58	0.34	ug/L		08/05/12 04:21	1.15
2-Amino-4,6-dinitrotoluene	0.12 U		0.23	0.12	0.020	ug/L		08/05/12 04:21	1.15

Client: Environmental Quality Mgt., Inc.
Project/Site: RVAAP (OH)

TestAmerica Job ID: 240-13518-1

Client Sample ID: FWGFWGMW-005-0085-GW
Date Collected: 07/25/12 09:37
Date Received: 07/26/12 08:00

Lab Sample ID: 240-13518-41
Matrix: Water

Method: 8330/8330A - Nitroaromatics & Nitramines: Explosives (8330/A) (Continued)

Analyte	Result	Qualifier	LOQ	LOD	DL	Unit	D	Analyzed	Dil Fac
4-Amino-2,6-dinitrotoluene	0.12 U		0.12	0.12	0.058	ug/L		08/05/12 04:21	1.15
1,3-Dinitrobenzene	0.12 U		0.12	0.12	0.058	ug/L		08/05/12 04:21	1.15
2,4-Dinitrotoluene	0.12 U		0.12	0.12	0.058	ug/L		08/05/12 04:21	1.15
2,6-Dinitrotoluene	0.12 U		0.12	0.12	0.058	ug/L		08/05/12 04:21	1.15
HMX	0.058 U		0.12	0.058	0.041	ug/L		08/05/12 04:21	1.15
Nitrobenzene	0.12 U		0.12	0.12	0.058	ug/L		08/05/12 04:21	1.15
2-Nitrotoluene	0.12 U		0.58	0.12	0.10	ug/L		08/05/12 04:21	1.15
3-Nitrotoluene	0.12 U		0.58	0.12	0.066	ug/L		08/05/12 04:21	1.15
4-Nitrotoluene	0.12 U		0.75	0.12	0.10	ug/L		08/05/12 04:21	1.15
RDX	0.058 U		0.12	0.058	0.041	ug/L		08/05/12 04:21	1.15
Tetryl	0.12 U		0.12	0.12	0.058	ug/L		08/05/12 04:21	1.15
1,3,5-Trinitrobenzene	0.058 U		0.12	0.058	0.034	ug/L		08/05/12 04:21	1.15
2,4,6-Trinitrotoluene	0.12 U		0.12	0.12	0.058	ug/L		08/05/12 04:21	1.15

Surrogate	*%Recovery*	*Qualifier*	*Limits*	*Prepared*	*Analyzed*	*Dil Fac*
3,4-Dinitrotoluene	*101*		*79 - 111*	*07/31/12 06:00*	*08/05/12 04:21*	*1.15*

General Chemistry

Analyte	Result	Qualifier	LOQ	LOD	DL	Unit	D	Analyzed	Dil Fac
Cyanide, Total	0.010 U		0.010	0.010	0.0050	mg/L		07/27/12 11:04	1
Nitrocellulose	1.0 U		2.0	1.0	0.48	mg/L		08/10/12 11:33	1

Client: Environmental Quality Mgt., Inc.
Project/Site: RVAAP (OH)

TestAmerica Job ID: 240-13518-1

Client Sample ID: FWGFWGMW-005-0085-GF
Date Collected: 07/25/12 09:37
Date Received: 07/26/12 08:00

Lab Sample ID: 240-13518-42
Matrix: Water

Method: 6010B/DOD - Metals (ICP) - Total Recoverable

Analyte	Result	Qualifier	LOQ	LOD	DL	Unit	D	Analyzed	Dil Fac
Arsenic	10	U	10	10	3.3	ug/L		08/07/12 23:29	1
Chromium	4.0	U	7.0	4.0	1.4	ug/L		08/07/12 23:29	1
Cobalt	**2.0**	**J**	7.0	4.0	1.5	ug/L		08/07/12 23:29	1
Lead	5.0	U	10	5.0	1.7	ug/L		08/07/12 23:29	1
Selenium	10	U	15	10	4.0	ug/L		08/07/12 23:29	1
Silver	5.0	U	7.0	5.0	1.7	ug/L		08/07/12 23:29	1
Vanadium	4.0	U	7.0	4.0	1.3	ug/L		08/07/12 23:29	1
Barium	**50**	**J**	200	5.0	2.8	ug/L		08/07/12 23:29	1
Calcium	**46000**		5000	1000	630	ug/L		08/07/12 23:29	1
Copper	10	U	25	10	4.4	ug/L		08/07/12 23:29	1
Magnesium	**15000**		5000	300	120	ug/L		08/07/12 23:29	1
Manganese	**340**		15	5.0	1.8	ug/L		08/07/12 23:29	1
Nickel	**2.5**	**J**	40	5.0	2.2	ug/L		08/07/12 23:29	1
Potassium	**1800**	**J**	5000	900	300	ug/L		08/07/12 23:29	1

Method: 6020/DOD - Metals (ICP/MS) - Total Recoverable

Analyte	Result	Qualifier	LOQ	LOD	DL	Unit	D	Analyzed	Dil Fac
Aluminum	**26**	**J**	60	60	20	ug/L		08/07/12 18:46	1
Antimony	0.50	U	2.0	0.50	0.21	ug/L		08/07/12 18:46	1
Beryllium	0.10	U	1.0	0.10	0.033	ug/L		08/07/12 18:46	1
Cadmium	0.070	U	2.0	0.070	0.023	ug/L		08/07/12 18:46	1
Iron	**3300**		150	100	44	ug/L		08/07/12 18:46	1
Sodium	**5800**		1000	400	160	ug/L		08/07/12 18:46	1
Thallium	1.0	U	2.0	1.0	0.32	ug/L		08/07/12 18:46	1
Zinc	20	U	40	20	8.8	ug/L		08/07/12 18:46	1

Method: 7470A/DOD - Mercury (CVAA)

Analyte	Result	Qualifier	LOQ	LOD	DL	Unit	D	Analyzed	Dil Fac
Hg	0.20	U	0.20	0.20	0.12	ug/L		07/31/12 10:23	1

Client: Environmental Quality Mgt., Inc.
Project/Site: RVAAP (OH)

TestAmerica Job ID: 240-13518-1

Client Sample ID: FWG TEAM 4 - TRIP
Date Collected: 07/25/12 08:00
Date Received: 07/26/12 08:00

Lab Sample ID: 240-13518-43
Matrix: Water

Method: 8260B/DoD - Volatile Organic Compounds (GC/MS)

Analyte	Result	Qualifier	LOQ	LOD	DL	Unit	D	Analyzed	Dil Fac
1,1,1-Trichloroethane	0.25	U	1.0	0.25	0.22	ug/L		08/01/12 21:32	1
1,1,2,2-Tetrachloroethane	0.25	U	1.0	0.25	0.18	ug/L		08/01/12 21:32	1
1,1,2-Trichloroethane	0.50	U	1.0	0.50	0.27	ug/L		08/01/12 21:32	1
1,1-Dichloroethane	0.25	U	1.0	0.25	0.15	ug/L		08/01/12 21:32	1
1,1-Dichloroethene	0.25	U	1.0	0.25	0.19	ug/L		08/01/12 21:32	1
1,2-Dichloroethane	0.25	U	1.0	0.25	0.22	ug/L		08/01/12 21:32	1
1,2-Dichloroethene, Total	0.50	U	2.0	0.50	0.34	ug/L		08/01/12 21:32	1
1,2-Dichloropropane	0.25	U	1.0	0.25	0.18	ug/L		08/01/12 21:32	1
2-Hexanone	0.50	U	10	0.50	0.41	ug/L		08/01/12 21:32	1
Bromochloromethane	0.50	U	1.0	0.50	0.29	ug/L		08/01/12 21:32	1
Acetone	**1.8**	**J**	10	1.1	1.1	ug/L		08/01/12 21:32	1
Benzene	0.25	U	1.0	0.25	0.13	ug/L		08/01/12 21:32	1
Bromoform	0.64	U	1.0	0.64	0.64	ug/L		08/01/12 21:32	1
Bromomethane	0.50	U	1.0	0.50	0.41	ug/L		08/01/12 21:32	1
Carbon disulfide	0.25	U	1.0	0.25	0.13	ug/L		08/01/12 21:32	1
Carbon tetrachloride	0.25	U	1.0	0.25	0.13	ug/L		08/01/12 21:32	1
Chlorobenzene	0.25	U	1.0	0.25	0.15	ug/L		08/01/12 21:32	1
Chloroethane	0.50	U	1.0	0.50	0.29	ug/L		08/01/12 21:32	1
Chloroform	0.25	U	1.0	0.25	0.16	ug/L		08/01/12 21:32	1
Chloromethane	0.50	U	1.0	0.50	0.30	ug/L		08/01/12 21:32	1
cis-1,2-Dichloroethene	0.25	U	1.0	0.25	0.17	ug/L		08/01/12 21:32	1
cis-1,3-Dichloropropene	0.25	U	1.0	0.25	0.14	ug/L		08/01/12 21:32	1
Bromodichloromethane	0.25	U	1.0	0.25	0.15	ug/L		08/01/12 21:32	1
Ethylbenzene	0.25	U	1.0	0.25	0.17	ug/L		08/01/12 21:32	1
1,2-Dibromoethane	0.25	U	1.0	0.25	0.24	ug/L		08/01/12 21:32	1
m-Xylene & p-Xylene	0.50	U	2.0	0.50	0.24	ug/L		08/01/12 21:32	1
2-Butanone (MEK)	0.57	U	10	0.57	0.57	ug/L		08/01/12 21:32	1
4-Methyl-2-pentanone (MIBK)	0.50	U	10	0.50	0.32	ug/L		08/01/12 21:32	1
Methylene Chloride	**0.74**	**J B**	1.0	0.50	0.33	ug/L		08/01/12 21:32	1
o-Xylene	0.25	U	1.0	0.25	0.14	ug/L		08/01/12 21:32	1
Styrene	0.25	U	1.0	0.25	0.11	ug/L		08/01/12 21:32	1
Tetrachloroethene	0.50	U	1.0	0.50	0.29	ug/L		08/01/12 21:32	1
Toluene	0.25	U	1.0	0.25	0.13	ug/L		08/01/12 21:32	1
trans-1,2-Dichloroethene	0.25	U	1.0	0.25	0.19	ug/L		08/01/12 21:32	1
trans-1,3-Dichloropropene	0.25	U	1.0	0.25	0.19	ug/L		08/01/12 21:32	1
Trichloroethene	0.25	U	1.0	0.25	0.17	ug/L		08/01/12 21:32	1
Vinyl chloride	0.25	U	1.0	0.25	0.22	ug/L		08/01/12 21:32	1
Xylenes, Total	0.75	U	2.0	0.75	0.28	ug/L		08/01/12 21:32	1
Dibromochloromethane	0.25	U	1.0	0.25	0.18	ug/L		08/01/12 21:32	1

Surrogate	*%Recovery*	*Qualifier*	*Limits*	*Prepared*	*Analyzed*	*Dil Fac*
1,2-Dichloroethane-d4 (Surr)	*94*		*70 - 120*		*08/01/12 21:32*	*1*
4-Bromofluorobenzene (Surr)	*94*		*75 - 120*		*08/01/12 21:32*	*1*
Toluene-d8 (Surr)	*96*		*85 - 120*		*08/01/12 21:32*	*1*
Dibromofluoromethane (Surr)	*110*		*85 - 115*		*08/01/12 21:32*	*1*

Client Sample ID: FWGFWGMW-DUP4-0142-GW
Date Collected: 07/25/12 10:37
Date Received: 07/26/12 08:00

Lab Sample ID: 240-13518-44
Matrix: Water

Method: 8260B/DoD - Volatile Organic Compounds (GC/MS)

Analyte	Result	Qualifier	LOQ	LOD	DL	Unit	D	Analyzed	Dil Fac
1,1,1-Trichloroethane	0.25	U	1.0	0.25	0.22	ug/L		08/01/12 21:55	1
1,1,2,2-Tetrachloroethane	0.25	U	1.0	0.25	0.18	ug/L		08/01/12 21:55	1
1,1,2-Trichloroethane	0.50	U	1.0	0.50	0.27	ug/L		08/01/12 21:55	1
1,1-Dichloroethane	0.25	U	1.0	0.25	0.15	ug/L		08/01/12 21:55	1
1,1-Dichloroethene	0.25	U	1.0	0.25	0.19	ug/L		08/01/12 21:55	1
1,2-Dichloroethane	0.25	U	1.0	0.25	0.22	ug/L		08/01/12 21:55	1
1,2-Dichloroethene, Total	0.50	U	2.0	0.50	0.34	ug/L		08/01/12 21:55	1
1,2-Dichloropropane	0.25	U	1.0	0.25	0.18	ug/L		08/01/12 21:55	1
2-Hexanone	0.50	U	10	0.50	0.41	ug/L		08/01/12 21:55	1
Bromochloromethane	0.50	U	1.0	0.50	0.29	ug/L		08/01/12 21:55	1
Acetone	1.1	U	10	1.1	1.1	ug/L		08/01/12 21:55	1
Benzene	0.25	U	1.0	0.25	0.13	ug/L		08/01/12 21:55	1
Bromoform	0.64	U	1.0	0.64	0.64	ug/L		08/01/12 21:55	1
Bromomethane	0.50	U	1.0	0.50	0.41	ug/L		08/01/12 21:55	1
Carbon disulfide	0.25	U	1.0	0.25	0.13	ug/L		08/01/12 21:55	1
Carbon tetrachloride	0.25	U	1.0	0.25	0.13	ug/L		08/01/12 21:55	1
Chlorobenzene	0.25	U	1.0	0.25	0.15	ug/L		08/01/12 21:55	1
Chloroethane	0.50	U	1.0	0.50	0.29	ug/L		08/01/12 21:55	1
Chloroform	0.25	U	1.0	0.25	0.16	ug/L		08/01/12 21:55	1
Chloromethane	0.50	U	1.0	0.50	0.30	ug/L		08/01/12 21:55	1
cis-1,2-Dichloroethene	0.25	U	1.0	0.25	0.17	ug/L		08/01/12 21:55	1
cis-1,3-Dichloropropene	0.25	U	1.0	0.25	0.14	ug/L		08/01/12 21:55	1
Bromodichloromethane	0.25	U	1.0	0.25	0.15	ug/L		08/01/12 21:55	1
Ethylbenzene	0.25	U	1.0	0.25	0.17	ug/L		08/01/12 21:55	1
1,2-Dibromoethane	0.25	U	1.0	0.25	0.24	ug/L		08/01/12 21:55	1
m-Xylene & p-Xylene	0.50	U	2.0	0.50	0.24	ug/L		08/01/12 21:55	1
2-Butanone (MEK)	0.57	U	10	0.57	0.57	ug/L		08/01/12 21:55	1
4-Methyl-2-pentanone (MIBK)	0.50	U	10	0.50	0.32	ug/L		08/01/12 21:55	1
Methylene Chloride	0.50	U	1.0	0.50	0.33	ug/L		08/01/12 21:55	1
o-Xylene	0.25	U	1.0	0.25	0.14	ug/L		08/01/12 21:55	1
Styrene	0.25	U	1.0	0.25	0.11	ug/L		08/01/12 21:55	1
Tetrachloroethene	0.50	U	1.0	0.50	0.29	ug/L		08/01/12 21:55	1
Toluene	0.25	U	1.0	0.25	0.13	ug/L		08/01/12 21:55	1
trans-1,2-Dichloroethene	0.25	U	1.0	0.25	0.19	ug/L		08/01/12 21:55	1
trans-1,3-Dichloropropene	0.25	U	1.0	0.25	0.19	ug/L		08/01/12 21:55	1
Trichloroethene	0.25	U	1.0	0.25	0.17	ug/L		08/01/12 21:55	1
Vinyl chloride	0.25	U	1.0	0.25	0.22	ug/L		08/01/12 21:55	1
Xylenes, Total	0.75	U	2.0	0.75	0.28	ug/L		08/01/12 21:55	1
Dibromochloromethane	0.25	U	1.0	0.25	0.18	ug/L		08/01/12 21:55	1

Surrogate	*%Recovery*	*Qualifier*	*Limits*	*Prepared*	*Analyzed*	*Dil Fac*
1,2-Dichloroethane-d4 (Surr)	*74*		*70 - 120*		*08/01/12 21:55*	*1*
4-Bromofluorobenzene (Surr)	*98*		*75 - 120*		*08/01/12 21:55*	*1*
Toluene-d8 (Surr)	*96*		*85 - 120*		*08/01/12 21:55*	*1*
Dibromofluoromethane (Surr)	*105*		*85 - 115*		*08/01/12 21:55*	*1*

Method: 8081/DOD - Organochlorine Pesticides (GC) - RE

Analyte	Result	Qualifier	LOQ	LOD	DL	Unit	D	Analyzed	Dil Fac
4,4'-DDD	0.0095	U H	0.048	0.0095	0.0091	ug/L		08/11/12 02:23	1
4,4'-DDE	0.0095	U H	0.048	0.0095	0.0092	ug/L		08/11/12 02:23	1

Client Sample ID: FWGFWGMW-DUP4-0142-GW
Date Collected: 07/25/12 10:37
Date Received: 07/26/12 08:00

Lab Sample ID: 240-13518-44
Matrix: Water

Method: 8081/DOD - Organochlorine Pesticides (GC) - RE (Continued)

Analyte	Result	Qualifier	LOQ	LOD	DL	Unit	D	Analyzed	Dil Fac
4,4'-DDT	0.029	U H	0.048	0.029	0.015	ug/L		08/11/12 02:23	1
Aldrin	0.0095	U H	0.029	0.0095	0.0078	ug/L		08/11/12 02:23	1
alpha-BHC	0.0095	U H	0.029	0.0095	0.0067	ug/L		08/11/12 02:23	1
alpha-Chlordane	0.013	U H	0.048	0.013	0.013	ug/L		08/11/12 02:23	1
beta-BHC	0.0095	U H	0.048	0.0095	0.0080	ug/L		08/11/12 02:23	1
delta-BHC	0.0095	U H	0.048	0.0095	0.0083	ug/L		08/11/12 02:23	1
Dieldrin	0.0095	U H	0.029	0.0095	0.0071	ug/L		08/11/12 02:23	1
Endosulfan I	0.012	U H	0.048	0.012	0.012	ug/L		08/11/12 02:23	1
Endosulfan II	0.011	U H	0.048	0.011	0.011	ug/L		08/11/12 02:23	1
Endosulfan sulfate	0.010	U H	0.048	0.010	0.010	ug/L		08/11/12 02:23	1
Endrin	0.010	U H	0.048	0.010	0.010	ug/L		08/11/12 02:23	1
Endrin aldehyde	0.010	U H	0.048	0.010	0.010	ug/L		08/11/12 02:23	1
Endrin ketone	0.0095	U H	0.048	0.0095	0.0074	ug/L		08/11/12 02:23	1
gamma-BHC (Lindane)	0.0095	U H	0.048	0.0095	0.0061	ug/L		08/11/12 02:23	1
gamma-Chlordane	0.011	U H	0.048	0.011	0.011	ug/L		08/11/12 02:23	1
Heptachlor	0.0095	U H	0.029	0.0095	0.0076	ug/L		08/11/12 02:23	1
Heptachlor epoxide	0.0095	U H	0.029	0.0095	0.0068	ug/L		08/11/12 02:23	1
Methoxychlor	0.030	U H	0.095	0.030	0.030	ug/L		08/11/12 02:23	1
Toxaphene	0.48	U H	1.9	0.48	0.30	ug/L		08/11/12 02:23	1

Surrogate	*%Recovery*	*Qualifier*	*Limits*	*Prepared*	*Analyzed*	*Dil Fac*
DCB Decachlorobiphenyl	*39*		*30 - 135*	*08/08/12 11:06*	*08/11/12 02:23*	*1*
DCB Decachlorobiphenyl	*33*		*30 - 135*	*08/08/12 11:06*	*08/11/12 02:23*	*1*
Tetrachloro-m-xylene	*72*		*25 - 140*	*08/08/12 11:06*	*08/11/12 02:23*	*1*
Tetrachloro-m-xylene	*71*		*25 - 140*	*08/08/12 11:06*	*08/11/12 02:23*	*1*

Method: 8082/DOD - Polychlorinated Biphenyls (PCBs) by Gas Chromatography

Analyte	Result	Qualifier	LOQ	LOD	DL	Unit	D	Analyzed	Dil Fac
Aroclor-1016	0.20	U	0.50	0.20	0.17	ug/L		08/02/12 07:45	1
Aroclor-1221	0.20	U	0.50	0.20	0.13	ug/L		08/02/12 07:45	1
Aroclor-1232	0.20	U	0.50	0.20	0.16	ug/L		08/02/12 07:45	1
Aroclor-1242	0.40	U	0.50	0.40	0.22	ug/L		08/02/12 07:45	1
Aroclor-1248	0.20	U	0.50	0.20	0.099	ug/L		08/02/12 07:45	1
Aroclor-1254	0.20	U	0.50	0.20	0.16	ug/L		08/02/12 07:45	1
Aroclor-1260	0.20	U	0.50	0.20	0.17	ug/L		08/02/12 07:45	1

Surrogate	*%Recovery*	*Qualifier*	*Limits*	*Prepared*	*Analyzed*	*Dil Fac*
Tetrachloro-m-xylene	*73*		*40 - 140*	*07/28/12 10:00*	*08/02/12 07:45*	*1*
Tetrachloro-m-xylene	*80*		*40 - 140*	*07/28/12 10:00*	*08/02/12 07:45*	*1*
DCB Decachlorobiphenyl	*51*		*40 - 135*	*07/28/12 10:00*	*08/02/12 07:45*	*1*
DCB Decachlorobiphenyl	*55*		*40 - 135*	*07/28/12 10:00*	*08/02/12 07:45*	*1*

Method: 8330 (Modified) - Organic Compounds by UV/HPLC - Dissolved

Analyte	Result	Qualifier	LOQ	LOD	DL	Unit	D	Analyzed	Dil Fac
Nitroguanidine	6.0 U		20	6.0	2.4	ug/L		08/02/12 10:36	1

Method: 8330/8330A - Nitroaromatics & Nitramines: Explosives (8330/A)

Analyte	Result	Qualifier	LOQ	LOD	DL	Unit	D	Analyzed	Dil Fac
Nitroglycerin	0.50 U		0.66	0.50	0.33	ug/L		08/05/12 05:01	1.01
PETN	0.50 U		0.66	0.50	0.30	ug/L		08/05/12 05:01	1.01
2-Amino-4,6-dinitrotoluene	0.10 U		0.20	0.10	0.017	ug/L		08/05/12 05:01	1.01

Client: Environmental Quality Mgt., Inc.
Project/Site: RVAAP (OH)

TestAmerica Job ID: 240-13518-1

Client Sample ID: FWGFWGMW-DUP4-0142-GW
Date Collected: 07/25/12 10:37
Date Received: 07/26/12 08:00

Lab Sample ID: 240-13518-44
Matrix: Water

Method: 8330/8330A - Nitroaromatics & Nitramines: Explosives (8330/A) (Continued)

Analyte	Result	Qualifier	LOQ	LOD	DL	Unit	D	Analyzed	Dil Fac
4-Amino-2,6-dinitrotoluene	0.10 U		0.10	0.10	0.050	ug/L		08/05/12 05:01	1.01
1,3-Dinitrobenzene	0.10 U		0.10	0.10	0.050	ug/L		08/05/12 05:01	1.01
2,4-Dinitrotoluene	0.10 U		0.10	0.10	0.050	ug/L		08/05/12 05:01	1.01
2,6-Dinitrotoluene	0.10 U		0.10	0.10	0.050	ug/L		08/05/12 05:01	1.01
HMX	0.050 U		0.10	0.050	0.036	ug/L		08/05/12 05:01	1.01
Nitrobenzene	0.10 U		0.10	0.10	0.050	ug/L		08/05/12 05:01	1.01
2-Nitrotoluene	0.10 U		0.50	0.10	0.089	ug/L		08/05/12 05:01	1.01
3-Nitrotoluene	0.10 U		0.50	0.10	0.058	ug/L		08/05/12 05:01	1.01
4-Nitrotoluene	0.10 U		0.66	0.10	0.089	ug/L		08/05/12 05:01	1.01
RDX	0.050 U		0.10	0.050	0.036	ug/L		08/05/12 05:01	1.01
Tetryl	0.10 U		0.10	0.10	0.050	ug/L		08/05/12 05:01	1.01
1,3,5-Trinitrobenzene	0.050 U		0.10	0.050	0.030	ug/L		08/05/12 05:01	1.01
2,4,6-Trinitrotoluene	0.10 U		0.10	0.10	0.050	ug/L		08/05/12 05:01	1.01

Surrogate	*%Recovery*	*Qualifier*	*Limits*	*Prepared*	*Analyzed*	*Dil Fac*
3,4-Dinitrotoluene	*102*		*79 - 111*	*07/31/12 06:00*	*08/05/12 05:01*	*1.01*

General Chemistry

Analyte	Result	Qualifier	LOQ	LOD	DL	Unit	D	Analyzed	Dil Fac
Cyanide, Total	0.010 U		0.010	0.010	0.0050	mg/L		07/27/12 11:04	1
Nitrocellulose	1.0 U		2.0	1.0	0.48	mg/L		08/10/12 11:35	1

Client Sample ID: FWGFWGMW-DUP4-0142-GF
Date Collected: 07/25/12 10:37
Date Received: 07/26/12 08:00

Lab Sample ID: 240-13518-45
Matrix: Water

Method: 6010B/DOD - Metals (ICP) - Total Recoverable

Analyte	Result	Qualifier	LOQ	LOD	DL	Unit	D	Analyzed	Dil Fac
Arsenic	10	U	10	10	3.3	ug/L		08/07/12 23:32	1
Chromium	4.0	U	7.0	4.0	1.4	ug/L		08/07/12 23:32	1
Cobalt	**2.4**	**J**	7.0	4.0	1.5	ug/L		08/07/12 23:32	1
Lead	5.0	U	10	5.0	1.7	ug/L		08/07/12 23:32	1
Selenium	10	U	15	10	4.0	ug/L		08/07/12 23:32	1
Silver	5.0	U	7.0	5.0	1.7	ug/L		08/07/12 23:32	1
Vanadium	4.0	U	7.0	4.0	1.3	ug/L		08/07/12 23:32	1
Barium	**52**	**J**	200	5.0	2.8	ug/L		08/07/12 23:32	1
Calcium	**47000**		5000	1000	630	ug/L		08/07/12 23:32	1
Copper	10	U	25	10	4.4	ug/L		08/07/12 23:32	1
Magnesium	**16000**		5000	300	120	ug/L		08/07/12 23:32	1
Manganese	**370**		15	5.0	1.8	ug/L		08/07/12 23:32	1
Nickel	**2.3**	**J**	40	5.0	2.2	ug/L		08/07/12 23:32	1
Potassium	**2000**	**J**	5000	900	300	ug/L		08/07/12 23:32	1

Method: 6020/DOD - Metals (ICP/MS) - Total Recoverable

Analyte	Result	Qualifier	LOQ	LOD	DL	Unit	D	Analyzed	Dil Fac
Aluminum	**31**	**J**	60	60	20	ug/L		08/07/12 18:51	1
Antimony	0.50	U	2.0	0.50	0.21	ug/L		08/07/12 18:51	1
Beryllium	0.10	U	1.0	0.10	0.033	ug/L		08/07/12 18:51	1
Cadmium	0.070	U	2.0	0.070	0.023	ug/L		08/07/12 18:51	1
Iron	**3700**		150	100	44	ug/L		08/07/12 18:51	1
Sodium	**6200**		1000	400	160	ug/L		08/07/12 18:51	1
Thallium	1.0	U	2.0	1.0	0.32	ug/L		08/07/12 18:51	1
Zinc	20	U	40	20	8.8	ug/L		08/07/12 18:51	1

Method: 7470A/DOD - Mercury (CVAA)

Analyte	Result	Qualifier	LOQ	LOD	DL	Unit	D	Analyzed	Dil Fac
Hg	0.20	U	0.20	0.20	0.12	ug/L		07/31/12 10:24	1

Client Sample ID: FWGFWGMW-009-0089-GW
Date Collected: 07/25/12 11:41
Date Received: 07/26/12 08:00

Lab Sample ID: 240-13518-46
Matrix: Water

Method: 8260B/DoD - Volatile Organic Compounds (GC/MS)

Analyte	Result	Qualifier	LOQ	LOD	DL	Unit	D	Analyzed	Dil Fac
1,1,1-Trichloroethane	0.25	U	1.0	0.25	0.22	ug/L		08/01/12 22:17	1
1,1,2,2-Tetrachloroethane	0.25	U	1.0	0.25	0.18	ug/L		08/01/12 22:17	1
1,1,2-Trichloroethane	0.50	U	1.0	0.50	0.27	ug/L		08/01/12 22:17	1
1,1-Dichloroethane	0.25	U	1.0	0.25	0.15	ug/L		08/01/12 22:17	1
1,1-Dichloroethene	0.25	U	1.0	0.25	0.19	ug/L		08/01/12 22:17	1
1,2-Dichloroethane	0.25	U	1.0	0.25	0.22	ug/L		08/01/12 22:17	1
1,2-Dichloroethene, Total	0.50	U	2.0	0.50	0.34	ug/L		08/01/12 22:17	1
1,2-Dichloropropane	0.25	U	1.0	0.25	0.18	ug/L		08/01/12 22:17	1
2-Hexanone	0.50	U	10	0.50	0.41	ug/L		08/01/12 22:17	1
Bromochloromethane	0.50	U	1.0	0.50	0.29	ug/L		08/01/12 22:17	1
Acetone	1.1	U	10	1.1	1.1	ug/L		08/01/12 22:17	1
Benzene	0.25	U	1.0	0.25	0.13	ug/L		08/01/12 22:17	1
Bromoform	0.64	U	1.0	0.64	0.64	ug/L		08/01/12 22:17	1
Bromomethane	0.50	U	1.0	0.50	0.41	ug/L		08/01/12 22:17	1
Carbon disulfide	0.25	U	1.0	0.25	0.13	ug/L		08/01/12 22:17	1
Carbon tetrachloride	0.25	U	1.0	0.25	0.13	ug/L		08/01/12 22:17	1
Chlorobenzene	0.25	U	1.0	0.25	0.15	ug/L		08/01/12 22:17	1
Chloroethane	0.50	U	1.0	0.50	0.29	ug/L		08/01/12 22:17	1
Chloroform	0.25	U	1.0	0.25	0.16	ug/L		08/01/12 22:17	1
Chloromethane	0.50	U	1.0	0.50	0.30	ug/L		08/01/12 22:17	1
cis-1,2-Dichloroethene	0.25	U	1.0	0.25	0.17	ug/L		08/01/12 22:17	1
cis-1,3-Dichloropropene	0.25	U	1.0	0.25	0.14	ug/L		08/01/12 22:17	1
Bromodichloromethane	0.25	U	1.0	0.25	0.15	ug/L		08/01/12 22:17	1
Ethylbenzene	0.25	U	1.0	0.25	0.17	ug/L		08/01/12 22:17	1
1,2-Dibromoethane	0.25	U	1.0	0.25	0.24	ug/L		08/01/12 22:17	1
m-Xylene & p-Xylene	0.50	U	2.0	0.50	0.24	ug/L		08/01/12 22:17	1
2-Butanone (MEK)	0.57	U	10	0.57	0.57	ug/L		08/01/12 22:17	1
4-Methyl-2-pentanone (MIBK)	0.50	U	10	0.50	0.32	ug/L		08/01/12 22:17	1
Methylene Chloride	0.50	U	1.0	0.50	0.33	ug/L		08/01/12 22:17	1
o-Xylene	0.25	U	1.0	0.25	0.14	ug/L		08/01/12 22:17	1
Styrene	0.25	U	1.0	0.25	0.11	ug/L		08/01/12 22:17	1
Tetrachloroethene	0.50	U	1.0	0.50	0.29	ug/L		08/01/12 22:17	1
Toluene	0.25	U	1.0	0.25	0.13	ug/L		08/01/12 22:17	1
trans-1,2-Dichloroethene	0.25	U	1.0	0.25	0.19	ug/L		08/01/12 22:17	1
trans-1,3-Dichloropropene	0.25	U	1.0	0.25	0.19	ug/L		08/01/12 22:17	1
Trichloroethene	0.25	U	1.0	0.25	0.17	ug/L		08/01/12 22:17	1
Vinyl chloride	0.25	U	1.0	0.25	0.22	ug/L		08/01/12 22:17	1
Xylenes, Total	0.75	U	2.0	0.75	0.28	ug/L		08/01/12 22:17	1
Dibromochloromethane	0.25	U	1.0	0.25	0.18	ug/L		08/01/12 22:17	1

Surrogate	*%Recovery*	*Qualifier*	*Limits*	*Prepared*	*Analyzed*	*Dil Fac*
1,2-Dichloroethane-d4 (Surr)	*95*		*70 - 120*		*08/01/12 22:17*	*1*
4-Bromofluorobenzene (Surr)	*101*		*75 - 120*		*08/01/12 22:17*	*1*
Toluene-d8 (Surr)	*91*		*85 - 120*		*08/01/12 22:17*	*1*
Dibromofluoromethane (Surr)	*102*		*85 - 115*		*08/01/12 22:17*	*1*

Method: 8081/DOD - Organochlorine Pesticides (GC) - RE

Analyte	Result	Qualifier	LOQ	LOD	DL	Unit	D	Analyzed	Dil Fac
4,4'-DDD	0.0095	U H	0.048	0.0095	0.0091	ug/L		08/10/12 07:45	1
4,4'-DDE	0.0095	U H	0.048	0.0095	0.0092	ug/L		08/10/12 07:45	1

Client Sample ID: FWGFWGMW-009-0089-GW
Date Collected: 07/25/12 11:41
Date Received: 07/26/12 08:00

Lab Sample ID: 240-13518-46
Matrix: Water

Method: 8081/DOD - Organochlorine Pesticides (GC) - RE (Continued)

Analyte	Result	Qualifier	LOQ	LOD	DL	Unit	D	Analyzed	Dil Fac
4,4'-DDT	0.029	U H	0.048	0.029	0.015	ug/L		08/10/12 07:45	1
Aldrin	0.0095	U H	0.029	0.0095	0.0078	ug/L		08/10/12 07:45	1
alpha-BHC	0.0095	U H	0.029	0.0095	0.0067	ug/L		08/10/12 07:45	1
alpha-Chlordane	0.013	U H	0.048	0.013	0.013	ug/L		08/10/12 07:45	1
beta-BHC	0.0095	U H	0.048	0.0095	0.0080	ug/L		08/10/12 07:45	1
delta-BHC	0.0095	U H	0.048	0.0095	0.0083	ug/L		08/10/12 07:45	1
Dieldrin	0.0095	U H	0.029	0.0095	0.0071	ug/L		08/10/12 07:45	1
Endosulfan I	0.012	U H	0.048	0.012	0.012	ug/L		08/10/12 07:45	1
Endosulfan II	0.011	U H	0.048	0.011	0.011	ug/L		08/10/12 07:45	1
Endosulfan sulfate	0.010	U H	0.048	0.010	0.010	ug/L		08/10/12 07:45	1
Endrin	0.010	U H	0.048	0.010	0.010	ug/L		08/10/12 07:45	1
Endrin aldehyde	0.010	U H	0.048	0.010	0.010	ug/L		08/10/12 07:45	1
Endrin ketone	0.0095	U H	0.048	0.0095	0.0074	ug/L		08/10/12 07:45	1
gamma-BHC (Lindane)	0.0095	U H	0.048	0.0095	0.0061	ug/L		08/10/12 07:45	1
gamma-Chlordane	0.011	U H	0.048	0.011	0.011	ug/L		08/10/12 07:45	1
Heptachlor	0.0095	U H	0.029	0.0095	0.0076	ug/L		08/10/12 07:45	1
Heptachlor epoxide	0.0095	U H	0.029	0.0095	0.0068	ug/L		08/10/12 07:45	1
Methoxychlor	0.030	U H	0.095	0.030	0.030	ug/L		08/10/12 07:45	1
Toxaphene	0.48	U H	1.9	0.48	0.30	ug/L		08/10/12 07:45	1

Surrogate	*%Recovery*	*Qualifier*	*Limits*	*Prepared*	*Analyzed*	*Dil Fac*
DCB Decachlorobiphenyl	*40*		*30 - 135*	*08/07/12 11:59*	*08/10/12 07:45*	*1*
DCB Decachlorobiphenyl	*39*		*30 - 135*	*08/07/12 11:59*	*08/10/12 07:45*	*1*
Tetrachloro-m-xylene	*73*		*25 - 140*	*08/07/12 11:59*	*08/10/12 07:45*	*1*
Tetrachloro-m-xylene	*69*		*25 - 140*	*08/07/12 11:59*	*08/10/12 07:45*	*1*

Method: 8082/DOD - Polychlorinated Biphenyls (PCBs) by Gas Chromatography

Analyte	Result	Qualifier	LOQ	LOD	DL	Unit	D	Analyzed	Dil Fac
Aroclor-1016	0.19	U	0.48	0.19	0.16	ug/L		08/02/12 08:01	1
Aroclor-1221	0.19	U	0.48	0.19	0.12	ug/L		08/02/12 08:01	1
Aroclor-1232	0.19	U	0.48	0.19	0.15	ug/L		08/02/12 08:01	1
Aroclor-1242	0.38	U	0.48	0.38	0.21	ug/L		08/02/12 08:01	1
Aroclor-1248	0.19	U	0.48	0.19	0.095	ug/L		08/02/12 08:01	1
Aroclor-1254	0.19	U	0.48	0.19	0.15	ug/L		08/02/12 08:01	1
Aroclor-1260	0.19	U	0.48	0.19	0.16	ug/L		08/02/12 08:01	1

Surrogate	*%Recovery*	*Qualifier*	*Limits*	*Prepared*	*Analyzed*	*Dil Fac*
Tetrachloro-m-xylene	*72*		*40 - 140*	*07/28/12 10:00*	*08/02/12 08:01*	*1*
Tetrachloro-m-xylene	*77*		*40 - 140*	*07/28/12 10:00*	*08/02/12 08:01*	*1*
DCB Decachlorobiphenyl	*35*	*Q*	*40 - 135*	*07/28/12 10:00*	*08/02/12 08:01*	*1*
DCB Decachlorobiphenyl	*37*	*Q*	*40 - 135*	*07/28/12 10:00*	*08/02/12 08:01*	*1*

Method: 8330 (Modified) - Organic Compounds by UV/HPLC - Dissolved

Analyte	Result	Qualifier	LOQ	LOD	DL	Unit	D	Analyzed	Dil Fac
Nitroguanidine	6.0 U		20	6.0	2.4	ug/L		08/02/12 10:50	1

Method: 8330/8330A - Nitroaromatics & Nitramines: Explosives (8330/A)

Analyte	Result	Qualifier	LOQ	LOD	DL	Unit	D	Analyzed	Dil Fac
Nitroglycerin	0.51 U		0.66	0.51	0.34	ug/L		08/05/12 05:41	1.02
PETN	0.51 U		0.66	0.51	0.31	ug/L		08/05/12 05:41	1.02
2-Amino-4,6-dinitrotoluene	0.10 U		0.20	0.10	0.017	ug/L		08/05/12 05:41	1.02

Client: Environmental Quality Mgt., Inc.
Project/Site: RVAAP (OH)

TestAmerica Job ID: 240-13518-1

Client Sample ID: FWGFWGMW-009-0089-GW
Date Collected: 07/25/12 11:41
Date Received: 07/26/12 08:00

Lab Sample ID: 240-13518-46
Matrix: Water

Method: 8330/8330A - Nitroaromatics & Nitramines: Explosives (8330/A) (Continued)

Analyte	Result	Qualifier	LOQ	LOD	DL	Unit	D	Analyzed	Dil Fac
4-Amino-2,6-dinitrotoluene	0.10 U		0.10	0.10	0.051	ug/L		08/05/12 05:41	1.02
1,3-Dinitrobenzene	0.10 U		0.10	0.10	0.051	ug/L		08/05/12 05:41	1.02
2,4-Dinitrotoluene	0.10 U		0.10	0.10	0.051	ug/L		08/05/12 05:41	1.02
2,6-Dinitrotoluene	0.10 U		0.10	0.10	0.051	ug/L		08/05/12 05:41	1.02
HMX	0.051 U		0.10	0.051	0.037	ug/L		08/05/12 05:41	1.02
Nitrobenzene	0.10 U		0.10	0.10	0.051	ug/L		08/05/12 05:41	1.02
2-Nitrotoluene	0.10 U		0.51	0.10	0.090	ug/L		08/05/12 05:41	1.02
3-Nitrotoluene	0.10 U		0.51	0.10	0.058	ug/L		08/05/12 05:41	1.02
4-Nitrotoluene	0.10 U		0.66	0.10	0.090	ug/L		08/05/12 05:41	1.02
RDX	0.051 U		0.10	0.051	0.037	ug/L		08/05/12 05:41	1.02
Tetryl	0.10 U		0.10	0.10	0.051	ug/L		08/05/12 05:41	1.02
1,3,5-Trinitrobenzene	0.051 U		0.10	0.051	0.031	ug/L		08/05/12 05:41	1.02
2,4,6-Trinitrotoluene	0.10 U		0.10	0.10	0.051	ug/L		08/05/12 05:41	1.02

Surrogate	*%Recovery*	*Qualifier*	*Limits*	*Prepared*	*Analyzed*	*Dil Fac*
3,4-Dinitrotoluene	*102*		*79 - 111*	*07/31/12 06:00*	*08/05/12 05:41*	*1.02*

General Chemistry

Analyte	Result	Qualifier	LOQ	LOD	DL	Unit	D	Analyzed	Dil Fac
Cyanide, Total	0.010 U		0.010	0.010	0.0050	mg/L		07/27/12 11:04	1
Nitrocellulose	1.0 U		2.0	1.0	0.48	mg/L		08/10/12 11:37	1

Client Sample ID: FWGFWGMW-009-0089-GF
Date Collected: 07/25/12 11:41
Date Received: 07/26/12 08:00

Lab Sample ID: 240-13518-47
Matrix: Water

Method: 6010B/DOD - Metals (ICP) - Total Recoverable

Analyte	Result	Qualifier	LOQ	LOD	DL	Unit	D	Analyzed	Dil Fac
Arsenic	**8.5**	**J**	10	10	3.3	ug/L		08/07/12 23:36	1
Chromium	4.0	U	7.0	4.0	1.4	ug/L		08/07/12 23:36	1
Cobalt	4.0	U	7.0	4.0	1.5	ug/L		08/07/12 23:36	1
Lead	5.0	U	10	5.0	1.7	ug/L		08/07/12 23:36	1
Selenium	10	U	15	10	4.0	ug/L		08/07/12 23:36	1
Silver	5.0	U	7.0	5.0	1.7	ug/L		08/07/12 23:36	1
Vanadium	**2.9**	**J**	7.0	4.0	1.3	ug/L		08/07/12 23:36	1
Barium	**46**	**J**	200	5.0	2.8	ug/L		08/07/12 23:36	1
Calcium	**83000**		5000	1000	630	ug/L		08/07/12 23:36	1
Copper	10	U	25	10	4.4	ug/L		08/07/12 23:36	1
Magnesium	**23000**		5000	300	120	ug/L		08/07/12 23:36	1
Manganese	**150**		15	5.0	1.8	ug/L		08/07/12 23:36	1
Nickel	5.0	U	40	5.0	2.2	ug/L		08/07/12 23:36	1
Potassium	**1200**	**J**	5000	900	300	ug/L		08/07/12 23:36	1

Method: 6020/DOD - Metals (ICP/MS) - Total Recoverable

Analyte	Result	Qualifier	LOQ	LOD	DL	Unit	D	Analyzed	Dil Fac
Aluminum	60	U	60	60	20	ug/L		08/07/12 18:56	1
Antimony	0.50	U	2.0	0.50	0.21	ug/L		08/07/12 18:56	1
Beryllium	0.10	U	1.0	0.10	0.033	ug/L		08/07/12 18:56	1
Cadmium	0.070	U	2.0	0.070	0.023	ug/L		08/07/12 18:56	1
Iron	**810**		150	100	44	ug/L		08/07/12 18:56	1
Sodium	**6800**		1000	400	160	ug/L		08/07/12 18:56	1
Thallium	1.0	U	2.0	1.0	0.32	ug/L		08/07/12 18:56	1
Zinc	20	U	40	20	8.8	ug/L		08/07/12 18:56	1

Method: 7470A/DOD - Mercury (CVAA)

Analyte	Result	Qualifier	LOQ	LOD	DL	Unit	D	Analyzed	Dil Fac
Hg	0.20	U	0.20	0.20	0.12	ug/L		07/31/12 10:25	1

Client Sample ID: FWGFWGMW-008-0088-GW
Date Collected: 07/25/12 13:01
Date Received: 07/26/12 08:00

Lab Sample ID: 240-13518-48
Matrix: Water

Method: 8260B/DoD - Volatile Organic Compounds (GC/MS)

Analyte	Result	Qualifier	LOQ	LOD	DL	Unit	D	Analyzed	Dil Fac
1,1,1-Trichloroethane	0.25	U	1.0	0.25	0.22	ug/L		08/01/12 14:51	1
1,1,2,2-Tetrachloroethane	0.25	U	1.0	0.25	0.18	ug/L		08/01/12 14:51	1
1,1,2-Trichloroethane	0.50	U	1.0	0.50	0.27	ug/L		08/01/12 14:51	1
1,1-Dichloroethane	0.25	U	1.0	0.25	0.15	ug/L		08/01/12 14:51	1
1,1-Dichloroethene	0.25	U	1.0	0.25	0.19	ug/L		08/01/12 14:51	1
1,2-Dichloroethane	0.25	U	1.0	0.25	0.22	ug/L		08/01/12 14:51	1
1,2-Dichloroethene, Total	0.50	U	2.0	0.50	0.34	ug/L		08/01/12 14:51	1
1,2-Dichloropropane	0.25	U	1.0	0.25	0.18	ug/L		08/01/12 14:51	1
2-Hexanone	0.50	U	10	0.50	0.41	ug/L		08/01/12 14:51	1
Bromochloromethane	0.50	U	1.0	0.50	0.29	ug/L		08/01/12 14:51	1
Acetone	**1.3**	**J**	10	1.1	1.1	ug/L		08/01/12 14:51	1
Benzene	0.25	U	1.0	0.25	0.13	ug/L		08/01/12 14:51	1
Bromoform	0.64	U	1.0	0.64	0.64	ug/L		08/01/12 14:51	1
Bromomethane	0.50	U J	1.0	0.50	0.41	ug/L		08/01/12 14:51	1
Carbon disulfide	0.25	U	1.0	0.25	0.13	ug/L		08/01/12 14:51	1
Carbon tetrachloride	0.25	U	1.0	0.25	0.13	ug/L		08/01/12 14:51	1
Chlorobenzene	0.25	U	1.0	0.25	0.15	ug/L		08/01/12 14:51	1
Chloroethane	0.50	U J	1.0	0.50	0.29	ug/L		08/01/12 14:51	1
Chloroform	0.25	U	1.0	0.25	0.16	ug/L		08/01/12 14:51	1
Chloromethane	0.50	U	1.0	0.50	0.30	ug/L		08/01/12 14:51	1
cis-1,2-Dichloroethene	0.25	U	1.0	0.25	0.17	ug/L		08/01/12 14:51	1
cis-1,3-Dichloropropene	0.25	U	1.0	0.25	0.14	ug/L		08/01/12 14:51	1
Bromodichloromethane	0.25	U	1.0	0.25	0.15	ug/L		08/01/12 14:51	1
Ethylbenzene	0.25	U	1.0	0.25	0.17	ug/L		08/01/12 14:51	1
1,2-Dibromoethane	0.25	U	1.0	0.25	0.24	ug/L		08/01/12 14:51	1
m-Xylene & p-Xylene	0.50	U	2.0	0.50	0.24	ug/L		08/01/12 14:51	1
2-Butanone (MEK)	0.57	U	10	0.57	0.57	ug/L		08/01/12 14:51	1
4-Methyl-2-pentanone (MIBK)	0.50	U	10	0.50	0.32	ug/L		08/01/12 14:51	1
Methylene Chloride	0.50	U	1.0	0.50	0.33	ug/L		08/01/12 14:51	1
o-Xylene	0.25	U	1.0	0.25	0.14	ug/L		08/01/12 14:51	1
Styrene	0.25	U	1.0	0.25	0.11	ug/L		08/01/12 14:51	1
Tetrachloroethene	0.50	U	1.0	0.50	0.29	ug/L		08/01/12 14:51	1
Toluene	0.25	U	1.0	0.25	0.13	ug/L		08/01/12 14:51	1
trans-1,2-Dichloroethene	0.25	U	1.0	0.25	0.19	ug/L		08/01/12 14:51	1
trans-1,3-Dichloropropene	0.25	U	1.0	0.25	0.19	ug/L		08/01/12 14:51	1
Trichloroethene	0.25	U	1.0	0.25	0.17	ug/L		08/01/12 14:51	1
Vinyl chloride	0.25	U	1.0	0.25	0.22	ug/L		08/01/12 14:51	1
Xylenes, Total	0.75	U	2.0	0.75	0.28	ug/L		08/01/12 14:51	1
Dibromochloromethane	0.25	U	1.0	0.25	0.18	ug/L		08/01/12 14:51	1

Surrogate	*%Recovery*	*Qualifier*	*Limits*	*Prepared*	*Analyzed*	*Dil Fac*
1,2-Dichloroethane-d4 (Surr)	*103*		*70 - 120*		*08/01/12 14:51*	*1*
4-Bromofluorobenzene (Surr)	*83*		*75 - 120*		*08/01/12 14:51*	*1*
Toluene-d8 (Surr)	*88*		*85 - 120*		*08/01/12 14:51*	*1*
Dibromofluoromethane (Surr)	*89*		*85 - 115*		*08/01/12 14:51*	*1*

Method: 8081/DOD - Organochlorine Pesticides (GC) - RE

Analyte	Result	Qualifier	LOQ	LOD	DL	Unit	D	Analyzed	Dil Fac
4,4'-DDD	0.0095	U H	0.048	0.0095	0.0091	ug/L		08/10/12 08:10	1
4,4'-DDE	0.0095	U H	0.048	0.0095	0.0092	ug/L		08/10/12 08:10	1

Client Sample ID: FWGFWGMW-008-0088-GW
Date Collected: 07/25/12 13:01
Date Received: 07/26/12 08:00

Lab Sample ID: 240-13518-48
Matrix: Water

Method: 8081/DOD - Organochlorine Pesticides (GC) - RE (Continued)

Analyte	Result	Qualifier	LOQ	LOD	DL	Unit	D	Analyzed	Dil Fac
4,4'-DDT	0.029	U H	0.048	0.029	0.015	ug/L		08/10/12 08:10	1
Aldrin	0.0095	U H	0.029	0.0095	0.0078	ug/L		08/10/12 08:10	1
alpha-BHC	0.0095	U H	0.029	0.0095	0.0067	ug/L		08/10/12 08:10	1
alpha-Chlordane	0.013	U H	0.048	0.013	0.013	ug/L		08/10/12 08:10	1
beta-BHC	0.0095	U H	0.048	0.0095	0.0080	ug/L		08/10/12 08:10	1
delta-BHC	0.0095	U H	0.048	0.0095	0.0083	ug/L		08/10/12 08:10	1
Dieldrin	0.0095	U H	0.029	0.0095	0.0071	ug/L		08/10/12 08:10	1
Endosulfan I	0.012	U H	0.048	0.012	0.012	ug/L		08/10/12 08:10	1
Endosulfan II	0.011	U H	0.048	0.011	0.011	ug/L		08/10/12 08:10	1
Endosulfan sulfate	0.010	U H	0.048	0.010	0.010	ug/L		08/10/12 08:10	1
Endrin	0.010	U H	0.048	0.010	0.010	ug/L		08/10/12 08:10	1
Endrin aldehyde	0.010	U H	0.048	0.010	0.010	ug/L		08/10/12 08:10	1
Endrin ketone	0.0095	U H	0.048	0.0095	0.0074	ug/L		08/10/12 08:10	1
gamma-BHC (Lindane)	0.0095	U H	0.048	0.0095	0.0061	ug/L		08/10/12 08:10	1
gamma-Chlordane	0.011	U H	0.048	0.011	0.011	ug/L		08/10/12 08:10	1
Heptachlor	0.0095	U H	0.029	0.0095	0.0076	ug/L		08/10/12 08:10	1
Heptachlor epoxide	0.0095	U H	0.029	0.0095	0.0068	ug/L		08/10/12 08:10	1
Methoxychlor	0.030	U H	0.095	0.030	0.030	ug/L		08/10/12 08:10	1
Toxaphene	0.48	U H	1.9	0.48	0.30	ug/L		08/10/12 08:10	1

Surrogate	*%Recovery*	*Qualifier*	*Limits*	*Prepared*	*Analyzed*	*Dil Fac*
DCB Decachlorobiphenyl	*35*		*30 - 135*	*08/07/12 11:59*	*08/10/12 08:10*	*1*
DCB Decachlorobiphenyl	*29*	*Q*	*30 - 135*	*08/07/12 11:59*	*08/10/12 08:10*	*1*
Tetrachloro-m-xylene	*76*		*25 - 140*	*08/07/12 11:59*	*08/10/12 08:10*	*1*
Tetrachloro-m-xylene	*70*		*25 - 140*	*08/07/12 11:59*	*08/10/12 08:10*	*1*

Method: 8082/DOD - Polychlorinated Biphenyls (PCBs) by Gas Chromatography

Analyte	Result	Qualifier	LOQ	LOD	DL	Unit	D	Analyzed	Dil Fac
Aroclor-1016	0.19	U	0.48	0.19	0.16	ug/L		08/02/12 08:17	1
Aroclor-1221	0.19	U	0.48	0.19	0.12	ug/L		08/02/12 08:17	1
Aroclor-1232	0.19	U	0.48	0.19	0.15	ug/L		08/02/12 08:17	1
Aroclor-1242	0.38	U	0.48	0.38	0.21	ug/L		08/02/12 08:17	1
Aroclor-1248	0.19	U	0.48	0.19	0.095	ug/L		08/02/12 08:17	1
Aroclor-1254	0.19	U	0.48	0.19	0.15	ug/L		08/02/12 08:17	1
Aroclor-1260	0.19	U	0.48	0.19	0.16	ug/L		08/02/12 08:17	1

Surrogate	*%Recovery*	*Qualifier*	*Limits*	*Prepared*	*Analyzed*	*Dil Fac*
Tetrachloro-m-xylene	*77*		*40 - 140*	*07/28/12 10:00*	*08/02/12 08:17*	*1*
Tetrachloro-m-xylene	*80*		*40 - 140*	*07/28/12 10:00*	*08/02/12 08:17*	*1*
DCB Decachlorobiphenyl	*22*	*Q*	*40 - 135*	*07/28/12 10:00*	*08/02/12 08:17*	*1*
DCB Decachlorobiphenyl	*24*	*Q*	*40 - 135*	*07/28/12 10:00*	*08/02/12 08:17*	*1*

Method: 8330 (Modified) - Organic Compounds by UV/HPLC - Dissolved

Analyte	Result	Qualifier	LOQ	LOD	DL	Unit	D	Analyzed	Dil Fac
Nitroguanidine	6.0 U		20	6.0	2.4	ug/L		08/02/12 11:04	1

Method: 8330/8330A - Nitroaromatics & Nitramines: Explosives (8330/A)

Analyte	Result	Qualifier	LOQ	LOD	DL	Unit	D	Analyzed	Dil Fac
Nitroglycerin	0.51 U		0.66	0.51	0.34	ug/L		08/05/12 07:02	1.02
PETN	0.51 U		0.66	0.51	0.31	ug/L		08/05/12 07:02	1.02
2-Amino-4,6-dinitrotoluene	0.10 U		0.20	0.10	0.017	ug/L		08/05/12 07:02	1.02

Client: Environmental Quality Mgt., Inc.
Project/Site: RVAAP (OH)

TestAmerica Job ID: 240-13518-1

Client Sample ID: FWGFWGMW-008-0088-GW
Date Collected: 07/25/12 13:01
Date Received: 07/26/12 08:00

Lab Sample ID: 240-13518-48
Matrix: Water

Method: 8330/8330A - Nitroaromatics & Nitramines: Explosives (8330/A) (Continued)

Analyte	Result	Qualifier	LOQ	LOD	DL	Unit	D	Analyzed	Dil Fac
4-Amino-2,6-dinitrotoluene	0.10 U		0.10	0.10	0.051	ug/L		08/05/12 07:02	1.02
1,3-Dinitrobenzene	0.10 U		0.10	0.10	0.051	ug/L		08/05/12 07:02	1.02
2,4-Dinitrotoluene	0.10 U		0.10	0.10	0.051	ug/L		08/05/12 07:02	1.02
2,6-Dinitrotoluene	0.10 U		0.10	0.10	0.051	ug/L		08/05/12 07:02	1.02
HMX	0.051 U		0.10	0.051	0.037	ug/L		08/05/12 07:02	1.02
Nitrobenzene	0.10 U		0.10	0.10	0.051	ug/L		08/05/12 07:02	1.02
2-Nitrotoluene	0.10 U		0.51	0.10	0.090	ug/L		08/05/12 07:02	1.02
3-Nitrotoluene	0.10 U		0.51	0.10	0.058	ug/L		08/05/12 07:02	1.02
4-Nitrotoluene	0.10 U		0.66	0.10	0.090	ug/L		08/05/12 07:02	1.02
RDX	0.051 U		0.10	0.051	0.037	ug/L		08/05/12 07:02	1.02
Tetryl	0.10 U		0.10	0.10	0.051	ug/L		08/05/12 07:02	1.02
1,3,5-Trinitrobenzene	0.051 U		0.10	0.051	0.031	ug/L		08/05/12 07:02	1.02
2,4,6-Trinitrotoluene	0.10 U		0.10	0.10	0.051	ug/L		08/05/12 07:02	1.02

Surrogate	*%Recovery*	*Qualifier*	*Limits*	*Prepared*	*Analyzed*	*Dil Fac*
3,4-Dinitrotoluene	*100*		*79 - 111*	*07/31/12 06:00*	*08/05/12 07:02*	*1.02*

General Chemistry

Analyte	Result	Qualifier	LOQ	LOD	DL	Unit	D	Analyzed	Dil Fac
Cyanide, Total	0.010 U		0.010	0.010	0.0050	mg/L		07/27/12 11:56	1
Nitrocellulose	1.0 U		2.0	1.0	0.48	mg/L		08/10/12 11:47	1

Client Sample ID: FWGFWGMW-008-0088-GF
Date Collected: 07/25/12 13:01
Date Received: 07/26/12 08:00

Lab Sample ID: 240-13518-49
Matrix: Water

Method: 6010B/DOD - Metals (ICP) - Total Recoverable

Analyte	Result	Qualifier	LOQ	LOD	DL	Unit	D	Analyzed	Dil Fac
Arsenic	**7.4**	**J**	10	10	3.3	ug/L		08/07/12 23:40	1
Chromium	**1.8**	**J**	7.0	4.0	1.4	ug/L		08/07/12 23:40	1
Cobalt	4.0	U	7.0	4.0	1.5	ug/L		08/07/12 23:40	1
Lead	5.0	U	10	5.0	1.7	ug/L		08/07/12 23:40	1
Selenium	10	U	15	10	4.0	ug/L		08/07/12 23:40	1
Silver	5.0	U	7.0	5.0	1.7	ug/L		08/07/12 23:40	1
Vanadium	4.0	U	7.0	4.0	1.3	ug/L		08/07/12 23:40	1
Barium	**34**	**J**	200	5.0	2.8	ug/L		08/07/12 23:40	1
Calcium	**100000**		5000	1000	630	ug/L		08/07/12 23:40	1
Copper	10	U	25	10	4.4	ug/L		08/07/12 23:40	1
Magnesium	**25000**		5000	300	120	ug/L		08/07/12 23:40	1
Manganese	**660**		15	5.0	1.8	ug/L		08/07/12 23:40	1
Nickel	5.0	U	40	5.0	2.2	ug/L		08/07/12 23:40	1
Potassium	**1800**	**J**	5000	900	300	ug/L		08/07/12 23:40	1

Method: 6020/DOD - Metals (ICP/MS) - Total Recoverable

Analyte	Result	Qualifier	LOQ	LOD	DL	Unit	D	Analyzed	Dil Fac
Aluminum	**24**	**J**	60	60	20	ug/L		08/07/12 19:01	1
Antimony	0.50	U	2.0	0.50	0.21	ug/L		08/07/12 19:01	1
Beryllium	0.10	U	1.0	0.10	0.033	ug/L		08/07/12 19:01	1
Cadmium	0.070	U	2.0	0.070	0.023	ug/L		08/07/12 19:01	1
Iron	**620**		150	100	44	ug/L		08/07/12 19:01	1
Sodium	**5600**		1000	400	160	ug/L		08/07/12 19:01	1
Thallium	1.0	U	2.0	1.0	0.32	ug/L		08/07/12 19:01	1
Zinc	20	U	40	20	8.8	ug/L		08/07/12 19:01	1

Method: 7470A/DOD - Mercury (CVAA)

Analyte	Result	Qualifier	LOQ	LOD	DL	Unit	D	Analyzed	Dil Fac
Hg	0.20	U	0.20	0.20	0.12	ug/L		07/31/12 10:29	1

Client Sample ID: FWGFWGMW-013-0093-GW
Date Collected: 07/25/12 14:57
Date Received: 07/26/12 08:00

Lab Sample ID: 240-13518-50
Matrix: Water

Method: 8260B/DoD - Volatile Organic Compounds (GC/MS)

Analyte	Result	Qualifier	LOQ	LOD	DL	Unit	D	Analyzed	Dil Fac
1,1,1-Trichloroethane	0.25	U	1.0	0.25	0.22	ug/L		08/01/12 15:58	1
1,1,2,2-Tetrachloroethane	0.25	U	1.0	0.25	0.18	ug/L		08/01/12 15:58	1
1,1,2-Trichloroethane	0.50	U	1.0	0.50	0.27	ug/L		08/01/12 15:58	1
1,1-Dichloroethane	0.25	U	1.0	0.25	0.15	ug/L		08/01/12 15:58	1
1,1-Dichloroethene	0.25	U	1.0	0.25	0.19	ug/L		08/01/12 15:58	1
1,2-Dichloroethane	0.25	U	1.0	0.25	0.22	ug/L		08/01/12 15:58	1
1,2-Dichloroethene, Total	0.50	U	2.0	0.50	0.34	ug/L		08/01/12 15:58	1
1,2-Dichloropropane	0.25	U	1.0	0.25	0.18	ug/L		08/01/12 15:58	1
2-Hexanone	0.50	U	10	0.50	0.41	ug/L		08/01/12 15:58	1
Bromochloromethane	0.50	U	1.0	0.50	0.29	ug/L		08/01/12 15:58	1
Acetone	**1.2**	**J**	10	1.1	1.1	ug/L		08/01/12 15:58	1
Benzene	0.25	U	1.0	0.25	0.13	ug/L		08/01/12 15:58	1
Bromoform	0.64	U	1.0	0.64	0.64	ug/L		08/01/12 15:58	1
Bromomethane	0.50	U	1.0	0.50	0.41	ug/L		08/01/12 15:58	1
Carbon disulfide	**0.49**	**J**	1.0	0.25	0.13	ug/L		08/01/12 15:58	1
Carbon tetrachloride	0.25	U	1.0	0.25	0.13	ug/L		08/01/12 15:58	1
Chlorobenzene	0.25	U	1.0	0.25	0.15	ug/L		08/01/12 15:58	1
Chloroethane	0.50	U	1.0	0.50	0.29	ug/L		08/01/12 15:58	1
Chloroform	0.25	U	1.0	0.25	0.16	ug/L		08/01/12 15:58	1
Chloromethane	0.50	U	1.0	0.50	0.30	ug/L		08/01/12 15:58	1
cis-1,2-Dichloroethene	0.25	U	1.0	0.25	0.17	ug/L		08/01/12 15:58	1
cis-1,3-Dichloropropene	0.25	U	1.0	0.25	0.14	ug/L		08/01/12 15:58	1
Bromodichloromethane	0.25	U	1.0	0.25	0.15	ug/L		08/01/12 15:58	1
Ethylbenzene	0.25	U	1.0	0.25	0.17	ug/L		08/01/12 15:58	1
1,2-Dibromoethane	0.25	U	1.0	0.25	0.24	ug/L		08/01/12 15:58	1
m-Xylene & p-Xylene	0.50	U	2.0	0.50	0.24	ug/L		08/01/12 15:58	1
2-Butanone (MEK)	0.57	U	10	0.57	0.57	ug/L		08/01/12 15:58	1
4-Methyl-2-pentanone (MIBK)	0.50	U	10	0.50	0.32	ug/L		08/01/12 15:58	1
Methylene Chloride	0.50	U	1.0	0.50	0.33	ug/L		08/01/12 15:58	1
o-Xylene	0.25	U	1.0	0.25	0.14	ug/L		08/01/12 15:58	1
Styrene	0.25	U	1.0	0.25	0.11	ug/L		08/01/12 15:58	1
Tetrachloroethene	0.50	U	1.0	0.50	0.29	ug/L		08/01/12 15:58	1
Toluene	0.25	U	1.0	0.25	0.13	ug/L		08/01/12 15:58	1
trans-1,2-Dichloroethene	0.25	U	1.0	0.25	0.19	ug/L		08/01/12 15:58	1
trans-1,3-Dichloropropene	0.25	U	1.0	0.25	0.19	ug/L		08/01/12 15:58	1
Trichloroethene	0.25	U	1.0	0.25	0.17	ug/L		08/01/12 15:58	1
Vinyl chloride	0.25	U	1.0	0.25	0.22	ug/L		08/01/12 15:58	1
Xylenes, Total	0.75	U	2.0	0.75	0.28	ug/L		08/01/12 15:58	1
Dibromochloromethane	0.25	U	1.0	0.25	0.18	ug/L		08/01/12 15:58	1

Surrogate	*%Recovery*	*Qualifier*	*Limits*	*Prepared*	*Analyzed*	*Dil Fac*
1,2-Dichloroethane-d4 (Surr)	*109*		*70 - 120*		*08/01/12 15:58*	*1*
4-Bromofluorobenzene (Surr)	*95*		*75 - 120*		*08/01/12 15:58*	*1*
Toluene-d8 (Surr)	*88*		*85 - 120*		*08/01/12 15:58*	*1*
Dibromofluoromethane (Surr)	*97*		*85 - 115*		*08/01/12 15:58*	*1*

Method: 8081/DOD - Organochlorine Pesticides (GC) - RE

Analyte	Result	Qualifier	LOQ	LOD	DL	Unit	D	Analyzed	Dil Fac
4,4'-DDD	0.0095	U H	0.048	0.0095	0.0091	ug/L		08/11/12 02:48	1
4,4'-DDE	0.0095	U H	0.048	0.0095	0.0092	ug/L		08/11/12 02:48	1

Client Sample ID: FWGFWGMW-013-0093-GW
Date Collected: 07/25/12 14:57
Date Received: 07/26/12 08:00

Lab Sample ID: 240-13518-50
Matrix: Water

Method: 8081/DOD - Organochlorine Pesticides (GC) - RE (Continued)

Analyte	Result	Qualifier	LOQ	LOD	DL	Unit	D	Analyzed	Dil Fac
4,4'-DDT	0.029	U H	0.048	0.029	0.015	ug/L		08/11/12 02:48	1
Aldrin	0.0095	U H	0.029	0.0095	0.0078	ug/L		08/11/12 02:48	1
alpha-BHC	0.0095	U H	0.029	0.0095	0.0067	ug/L		08/11/12 02:48	1
alpha-Chlordane	0.013	U H	0.048	0.013	0.013	ug/L		08/11/12 02:48	1
beta-BHC	0.0095	U H	0.048	0.0095	0.0080	ug/L		08/11/12 02:48	1
delta-BHC	0.0095	U H	0.048	0.0095	0.0083	ug/L		08/11/12 02:48	1
Dieldrin	0.0095	U H	0.029	0.0095	0.0071	ug/L		08/11/12 02:48	1
Endosulfan I	0.012	U H	0.048	0.012	0.012	ug/L		08/11/12 02:48	1
Endosulfan II	0.011	U H	0.048	0.011	0.011	ug/L		08/11/12 02:48	1
Endosulfan sulfate	0.010	U H	0.048	0.010	0.010	ug/L		08/11/12 02:48	1
Endrin	0.010	U H	0.048	0.010	0.010	ug/L		08/11/12 02:48	1
Endrin aldehyde	0.010	U H	0.048	0.010	0.010	ug/L		08/11/12 02:48	1
Endrin ketone	0.0095	U H	0.048	0.0095	0.0074	ug/L		08/11/12 02:48	1
gamma-BHC (Lindane)	0.0095	U H	0.048	0.0095	0.0061	ug/L		08/11/12 02:48	1
gamma-Chlordane	0.011	U H	0.048	0.011	0.011	ug/L		08/11/12 02:48	1
Heptachlor	0.0095	U H	0.029	0.0095	0.0076	ug/L		08/11/12 02:48	1
Heptachlor epoxide	0.0095	U H	0.029	0.0095	0.0068	ug/L		08/11/12 02:48	1
Methoxychlor	0.030	U H	0.095	0.030	0.030	ug/L		08/11/12 02:48	1
Toxaphene	0.48	U H	1.9	0.48	0.30	ug/L		08/11/12 02:48	1

Surrogate	*%Recovery*	*Qualifier*	*Limits*	*Prepared*	*Analyzed*	*Dil Fac*
DCB Decachlorobiphenyl	*48*		*30 - 135*	*08/08/12 11:06*	*08/11/12 02:48*	*1*
DCB Decachlorobiphenyl	*47*		*30 - 135*	*08/08/12 11:06*	*08/11/12 02:48*	*1*
Tetrachloro-m-xylene	*75*		*25 - 140*	*08/08/12 11:06*	*08/11/12 02:48*	*1*
Tetrachloro-m-xylene	*70*		*25 - 140*	*08/08/12 11:06*	*08/11/12 02:48*	*1*

Method: 8082/DOD - Polychlorinated Biphenyls (PCBs) by Gas Chromatography

Analyte	Result	Qualifier	LOQ	LOD	DL	Unit	D	Analyzed	Dil Fac
Aroclor-1016	0.19	U	0.48	0.19	0.16	ug/L		08/02/12 08:33	1
Aroclor-1221	0.19	U	0.48	0.19	0.12	ug/L		08/02/12 08:33	1
Aroclor-1232	0.19	U	0.48	0.19	0.15	ug/L		08/02/12 08:33	1
Aroclor-1242	0.38	U	0.48	0.38	0.21	ug/L		08/02/12 08:33	1
Aroclor-1248	0.19	U	0.48	0.19	0.095	ug/L		08/02/12 08:33	1
Aroclor-1254	0.19	U	0.48	0.19	0.15	ug/L		08/02/12 08:33	1
Aroclor-1260	0.19	U	0.48	0.19	0.16	ug/L		08/02/12 08:33	1

Surrogate	*%Recovery*	*Qualifier*	*Limits*	*Prepared*	*Analyzed*	*Dil Fac*
Tetrachloro-m-xylene	*73*		*40 - 140*	*07/28/12 10:00*	*08/02/12 08:33*	*1*
Tetrachloro-m-xylene	*79*		*40 - 140*	*07/28/12 10:00*	*08/02/12 08:33*	*1*
DCB Decachlorobiphenyl	*55*		*40 - 135*	*07/28/12 10:00*	*08/02/12 08:33*	*1*
DCB Decachlorobiphenyl	*60*		*40 - 135*	*07/28/12 10:00*	*08/02/12 08:33*	*1*

Method: 8330 (Modified) - Organic Compounds by UV/HPLC - Dissolved

Analyte	Result	Qualifier	LOQ	LOD	DL	Unit	D	Analyzed	Dil Fac
Nitroguanidine	6.0 U		20	6.0	2.4	ug/L		08/02/12 11:19	1

Method: 8330/8330A - Nitroaromatics & Nitramines: Explosives (8330/A)

Analyte	Result	Qualifier	LOQ	LOD	DL	Unit	D	Analyzed	Dil Fac
Nitroglycerin	0.51 U		0.66	0.51	0.34	ug/L		08/05/12 07:42	1.02
PETN	0.51 U		0.66	0.51	0.31	ug/L		08/05/12 07:42	1.02
2-Amino-4,6-dinitrotoluene	0.10 U		0.20	0.10	0.017	ug/L		08/05/12 07:42	1.02

Client: Environmental Quality Mgt., Inc.
Project/Site: RVAAP (OH)

TestAmerica Job ID: 240-13518-1

Client Sample ID: FWGFWGMW-013-0093-GW
Date Collected: 07/25/12 14:57
Date Received: 07/26/12 08:00

Lab Sample ID: 240-13518-50
Matrix: Water

Method: 8330/8330A - Nitroaromatics & Nitramines: Explosives (8330/A) (Continued)

Analyte	Result	Qualifier	LOQ	LOD	DL	Unit	D	Analyzed	Dil Fac
4-Amino-2,6-dinitrotoluene	0.10 U		0.10	0.10	0.051	ug/L		08/05/12 07:42	1.02
1,3-Dinitrobenzene	0.10 U		0.10	0.10	0.051	ug/L		08/05/12 07:42	1.02
2,4-Dinitrotoluene	0.10 U		0.10	0.10	0.051	ug/L		08/05/12 07:42	1.02
2,6-Dinitrotoluene	0.10 U		0.10	0.10	0.051	ug/L		08/05/12 07:42	1.02
HMX	0.051 U		0.10	0.051	0.037	ug/L		08/05/12 07:42	1.02
Nitrobenzene	0.10 U		0.10	0.10	0.051	ug/L		08/05/12 07:42	1.02
2-Nitrotoluene	0.10 U		0.51	0.10	0.090	ug/L		08/05/12 07:42	1.02
3-Nitrotoluene	0.10 U		0.51	0.10	0.058	ug/L		08/05/12 07:42	1.02
4-Nitrotoluene	0.10 U		0.66	0.10	0.090	ug/L		08/05/12 07:42	1.02
RDX	0.051 U		0.10	0.051	0.037	ug/L		08/05/12 07:42	1.02
Tetryl	0.10 U		0.10	0.10	0.051	ug/L		08/05/12 07:42	1.02
1,3,5-Trinitrobenzene	0.051 U		0.10	0.051	0.031	ug/L		08/05/12 07:42	1.02
2,4,6-Trinitrotoluene	0.10 U		0.10	0.10	0.051	ug/L		08/05/12 07:42	1.02

Surrogate	*%Recovery*	*Qualifier*	*Limits*	*Prepared*	*Analyzed*	*Dil Fac*
3,4-Dinitrotoluene	*101*		*79 - 111*	*07/31/12 06:00*	*08/05/12 07:42*	*1.02*

General Chemistry

Analyte	Result	Qualifier	LOQ	LOD	DL	Unit	D	Analyzed	Dil Fac
Cyanide, Total	0.010 U		0.010	0.010	0.0050	mg/L		07/27/12 11:56	1
Nitrocellulose	1.0 U		2.0	1.0	0.48	mg/L		08/10/12 11:41	1

Client Sample ID: FWGFWGMW-013-0093-GF
Date Collected: 07/25/12 14:57
Date Received: 07/26/12 08:00

Lab Sample ID: 240-13518-51
Matrix: Water

Method: 6010B/DOD - Metals (ICP) - Total Recoverable

Analyte	Result	Qualifier	LOQ	LOD	DL	Unit	D	Analyzed	Dil Fac
Arsenic	10	U	10	10	3.3	ug/L		08/07/12 23:44	1
Chromium	4.0	U	7.0	4.0	1.4	ug/L		08/07/12 23:44	1
Cobalt	4.0	U	7.0	4.0	1.5	ug/L		08/07/12 23:44	1
Lead	5.0	U	10	5.0	1.7	ug/L		08/07/12 23:44	1
Selenium	10	U	15	10	4.0	ug/L		08/07/12 23:44	1
Silver	5.0	U	7.0	5.0	1.7	ug/L		08/07/12 23:44	1
Vanadium	4.0	U	7.0	4.0	1.3	ug/L		08/07/12 23:44	1
Barium	**23**	**J**	200	5.0	2.8	ug/L		08/07/12 23:44	1
Calcium	**55000**		5000	1000	630	ug/L		08/07/12 23:44	1
Copper	10	U	25	10	4.4	ug/L		08/07/12 23:44	1
Magnesium	**25000**		5000	300	120	ug/L		08/07/12 23:44	1
Manganese	**480**		15	5.0	1.8	ug/L		08/07/12 23:44	1
Nickel	5.0	U	40	5.0	2.2	ug/L		08/07/12 23:44	1
Potassium	**2900**	**J**	5000	900	300	ug/L		08/07/12 23:44	1

Method: 6020/DOD - Metals (ICP/MS) - Total Recoverable

Analyte	Result	Qualifier	LOQ	LOD	DL	Unit	D	Analyzed	Dil Fac
Aluminum	60	U	60	60	20	ug/L		08/07/12 19:06	1
Antimony	0.50	U	2.0	0.50	0.21	ug/L		08/07/12 19:06	1
Beryllium	0.10	U	1.0	0.10	0.033	ug/L		08/07/12 19:06	1
Cadmium	0.070	U	2.0	0.070	0.023	ug/L		08/07/12 19:06	1
Iron	100	U	150	100	44	ug/L		08/07/12 19:06	1
Sodium	**7000**		1000	400	160	ug/L		08/07/12 19:06	1
Thallium	1.0	U	2.0	1.0	0.32	ug/L		08/07/12 19:06	1
Zinc	20	U	40	20	8.8	ug/L		08/07/12 19:06	1

Method: 7470A/DOD - Mercury (CVAA)

Analyte	Result	Qualifier	LOQ	LOD	DL	Unit	D	Analyzed	Dil Fac
Hg	**0.12**	**J**	0.20	0.20	0.12	ug/L		07/31/12 10:30	1

Client Sample ID: FWGFWGMW-004-0084-GW
Date Collected: 07/25/12 16:21
Date Received: 07/26/12 08:00

Lab Sample ID: 240-13518-52
Matrix: Water

Method: 8260B/DoD - Volatile Organic Compounds (GC/MS)

Analyte	Result	Qualifier	LOQ	LOD	DL	Unit	D	Analyzed	Dil Fac
1,1,1-Trichloroethane	0.25	U	1.0	0.25	0.22	ug/L		08/01/12 16:20	1
1,1,2,2-Tetrachloroethane	0.25	U	1.0	0.25	0.18	ug/L		08/01/12 16:20	1
1,1,2-Trichloroethane	0.50	U	1.0	0.50	0.27	ug/L		08/01/12 16:20	1
1,1-Dichloroethane	0.25	U	1.0	0.25	0.15	ug/L		08/01/12 16:20	1
1,1-Dichloroethene	0.25	U	1.0	0.25	0.19	ug/L		08/01/12 16:20	1
1,2-Dichloroethane	0.25	U	1.0	0.25	0.22	ug/L		08/01/12 16:20	1
1,2-Dichloroethene, Total	0.50	U	2.0	0.50	0.34	ug/L		08/01/12 16:20	1
1,2-Dichloropropane	0.25	U	1.0	0.25	0.18	ug/L		08/01/12 16:20	1
2-Hexanone	0.50	U	10	0.50	0.41	ug/L		08/01/12 16:20	1
Bromochloromethane	0.50	U	1.0	0.50	0.29	ug/L		08/01/12 16:20	1
Acetone	**1.3**	**J**	10	1.1	1.1	ug/L		08/01/12 16:20	1
Benzene	0.25	U	1.0	0.25	0.13	ug/L		08/01/12 16:20	1
Bromoform	0.64	U	1.0	0.64	0.64	ug/L		08/01/12 16:20	1
Bromomethane	0.50	U	1.0	0.50	0.41	ug/L		08/01/12 16:20	1
Carbon disulfide	0.25	U	1.0	0.25	0.13	ug/L		08/01/12 16:20	1
Carbon tetrachloride	0.25	U	1.0	0.25	0.13	ug/L		08/01/12 16:20	1
Chlorobenzene	0.25	U	1.0	0.25	0.15	ug/L		08/01/12 16:20	1
Chloroethane	0.50	U	1.0	0.50	0.29	ug/L		08/01/12 16:20	1
Chloroform	0.25	U	1.0	0.25	0.16	ug/L		08/01/12 16:20	1
Chloromethane	0.50	U	1.0	0.50	0.30	ug/L		08/01/12 16:20	1
cis-1,2-Dichloroethene	0.25	U	1.0	0.25	0.17	ug/L		08/01/12 16:20	1
cis-1,3-Dichloropropene	0.25	U	1.0	0.25	0.14	ug/L		08/01/12 16:20	1
Bromodichloromethane	0.25	U	1.0	0.25	0.15	ug/L		08/01/12 16:20	1
Ethylbenzene	0.25	U	1.0	0.25	0.17	ug/L		08/01/12 16:20	1
1,2-Dibromoethane	0.25	U	1.0	0.25	0.24	ug/L		08/01/12 16:20	1
m-Xylene & p-Xylene	0.50	U	2.0	0.50	0.24	ug/L		08/01/12 16:20	1
2-Butanone (MEK)	0.57	U	10	0.57	0.57	ug/L		08/01/12 16:20	1
4-Methyl-2-pentanone (MIBK)	0.50	U	10	0.50	0.32	ug/L		08/01/12 16:20	1
Methylene Chloride	0.50	U	1.0	0.50	0.33	ug/L		08/01/12 16:20	1
o-Xylene	0.25	U	1.0	0.25	0.14	ug/L		08/01/12 16:20	1
Styrene	0.25	U	1.0	0.25	0.11	ug/L		08/01/12 16:20	1
Tetrachloroethene	0.50	U	1.0	0.50	0.29	ug/L		08/01/12 16:20	1
Toluene	0.25	U	1.0	0.25	0.13	ug/L		08/01/12 16:20	1
trans-1,2-Dichloroethene	0.25	U	1.0	0.25	0.19	ug/L		08/01/12 16:20	1
trans-1,3-Dichloropropene	0.25	U	1.0	0.25	0.19	ug/L		08/01/12 16:20	1
Trichloroethene	0.25	U	1.0	0.25	0.17	ug/L		08/01/12 16:20	1
Vinyl chloride	0.25	U	1.0	0.25	0.22	ug/L		08/01/12 16:20	1
Xylenes, Total	0.75	U	2.0	0.75	0.28	ug/L		08/01/12 16:20	1
Dibromochloromethane	0.25	U	1.0	0.25	0.18	ug/L		08/01/12 16:20	1

Surrogate	*%Recovery*	*Qualifier*	*Limits*	*Prepared*	*Analyzed*	*Dil Fac*
1,2-Dichloroethane-d4 (Surr)	*105*		*70 - 120*		*08/01/12 16:20*	*1*
4-Bromofluorobenzene (Surr)	*91*		*75 - 120*		*08/01/12 16:20*	*1*
Toluene-d8 (Surr)	*85*		*85 - 120*		*08/01/12 16:20*	*1*
Dibromofluoromethane (Surr)	*94*		*85 - 115*		*08/01/12 16:20*	*1*

Method: 8081/DOD - Organochlorine Pesticides (GC) - RE

Analyte	Result	Qualifier	LOQ	LOD	DL	Unit	D	Analyzed	Dil Fac
4,4'-DDD	0.0095	U H	0.048	0.0095	0.0091	ug/L		08/10/12 10:52	1
4,4'-DDE	0.0095	U H	0.048	0.0095	0.0092	ug/L		08/10/12 10:52	1

Client Sample ID: FWGFWGMW-004-0084-GW
Date Collected: 07/25/12 16:21
Date Received: 07/26/12 08:00

Lab Sample ID: 240-13518-52
Matrix: Water

Method: 8081/DOD - Organochlorine Pesticides (GC) - RE (Continued)

Analyte	Result	Qualifier	LOQ	LOD	DL	Unit	D	Analyzed	Dil Fac
4,4'-DDT	0.029	U H	0.048	0.029	0.015	ug/L		08/10/12 10:52	1
Aldrin	0.0095	U H	0.029	0.0095	0.0078	ug/L		08/10/12 10:52	1
alpha-BHC	0.0095	U H	0.029	0.0095	0.0067	ug/L		08/10/12 10:52	1
alpha-Chlordane	0.013	U H	0.048	0.013	0.013	ug/L		08/10/12 10:52	1
beta-BHC	0.0095	U H	0.048	0.0095	0.0080	ug/L		08/10/12 10:52	1
delta-BHC	0.0095	U H	0.048	0.0095	0.0083	ug/L		08/10/12 10:52	1
Dieldrin	0.0095	U H	0.029	0.0095	0.0071	ug/L		08/10/12 10:52	1
Endosulfan I	0.012	U H	0.048	0.012	0.012	ug/L		08/10/12 10:52	1
Endosulfan II	0.011	U H	0.048	0.011	0.011	ug/L		08/10/12 10:52	1
Endosulfan sulfate	0.010	U H	0.048	0.010	0.010	ug/L		08/10/12 10:52	1
Endrin	0.010	U H	0.048	0.010	0.010	ug/L		08/10/12 10:52	1
Endrin aldehyde	0.010	U H	0.048	0.010	0.010	ug/L		08/10/12 10:52	1
Endrin ketone	0.0095	U H	0.048	0.0095	0.0074	ug/L		08/10/12 10:52	1
gamma-BHC (Lindane)	0.0095	U H	0.048	0.0095	0.0061	ug/L		08/10/12 10:52	1
gamma-Chlordane	0.011	U H	0.048	0.011	0.011	ug/L		08/10/12 10:52	1
Heptachlor	0.0095	U H	0.029	0.0095	0.0076	ug/L		08/10/12 10:52	1
Heptachlor epoxide	0.0095	U H	0.029	0.0095	0.0068	ug/L		08/10/12 10:52	1
Methoxychlor	0.030	U H	0.095	0.030	0.030	ug/L		08/10/12 10:52	1
Toxaphene	0.48	U H	1.9	0.48	0.30	ug/L		08/10/12 10:52	1

Surrogate	*%Recovery*	*Qualifier*	*Limits*	*Prepared*	*Analyzed*	*Dil Fac*
DCB Decachlorobiphenyl	*25*	*Q*	*30 - 135*	*08/07/12 11:59*	*08/10/12 10:52*	*1*
DCB Decachlorobiphenyl	*23*	*Q*	*30 - 135*	*08/07/12 11:59*	*08/10/12 10:52*	*1*
Tetrachloro-m-xylene	*66*		*25 - 140*	*08/07/12 11:59*	*08/10/12 10:52*	*1*
Tetrachloro-m-xylene	*66*		*25 - 140*	*08/07/12 11:59*	*08/10/12 10:52*	*1*

Method: 8082/DOD - Polychlorinated Biphenyls (PCBs) by Gas Chromatography

Analyte	Result	Qualifier	LOQ	LOD	DL	Unit	D	Analyzed	Dil Fac
Aroclor-1016	0.19	U	0.48	0.19	0.16	ug/L		08/02/12 08:48	1
Aroclor-1221	0.19	U	0.48	0.19	0.12	ug/L		08/02/12 08:48	1
Aroclor-1232	0.19	U	0.48	0.19	0.15	ug/L		08/02/12 08:48	1
Aroclor-1242	0.38	U	0.48	0.38	0.21	ug/L		08/02/12 08:48	1
Aroclor-1248	0.19	U	0.48	0.19	0.095	ug/L		08/02/12 08:48	1
Aroclor-1254	0.19	U	0.48	0.19	0.15	ug/L		08/02/12 08:48	1
Aroclor-1260	0.19	U	0.48	0.19	0.16	ug/L		08/02/12 08:48	1

Surrogate	*%Recovery*	*Qualifier*	*Limits*	*Prepared*	*Analyzed*	*Dil Fac*
Tetrachloro-m-xylene	*61*		*40 - 140*	*07/28/12 10:00*	*08/02/12 08:48*	*1*
Tetrachloro-m-xylene	*66*		*40 - 140*	*07/28/12 10:00*	*08/02/12 08:48*	*1*
DCB Decachlorobiphenyl	*19*	*Q*	*40 - 135*	*07/28/12 10:00*	*08/02/12 08:48*	*1*
DCB Decachlorobiphenyl	*20*	*Q*	*40 - 135*	*07/28/12 10:00*	*08/02/12 08:48*	*1*

Method: 8330 (Modified) - Organic Compounds by UV/HPLC - Dissolved

Analyte	Result	Qualifier	LOQ	LOD	DL	Unit	D	Analyzed	Dil Fac
Nitroguanidine	6.0 U		20	6.0	2.4	ug/L		08/02/12 11:33	1

Method: 8330/8330A - Nitroaromatics & Nitramines: Explosives (8330/A)

Analyte	Result	Qualifier	LOQ	LOD	DL	Unit	D	Analyzed	Dil Fac
Nitroglycerin	0.51 U		0.66	0.51	0.34	ug/L		08/05/12 08:23	1.02
PETN	0.51 U		0.66	0.51	0.31	ug/L		08/05/12 08:23	1.02
2-Amino-4,6-dinitrotoluene	0.10 U		0.20	0.10	0.017	ug/L		08/05/12 08:23	1.02

Client: Environmental Quality Mgt., Inc.
Project/Site: RVAAP (OH)

TestAmerica Job ID: 240-13518-1

Client Sample ID: FWGFWGMW-004-0084-GW
Date Collected: 07/25/12 16:21
Date Received: 07/26/12 08:00

Lab Sample ID: 240-13518-52
Matrix: Water

Method: 8330/8330A - Nitroaromatics & Nitramines: Explosives (8330/A) (Continued)

Analyte	Result	Qualifier	LOQ	LOD	DL	Unit	D	Analyzed	Dil Fac
4-Amino-2,6-dinitrotoluene	0.10 U		0.10	0.10	0.051	ug/L		08/05/12 08:23	1.02
1,3-Dinitrobenzene	0.10 U		0.10	0.10	0.051	ug/L		08/05/12 08:23	1.02
2,4-Dinitrotoluene	0.10 U		0.10	0.10	0.051	ug/L		08/05/12 08:23	1.02
2,6-Dinitrotoluene	0.10 U		0.10	0.10	0.051	ug/L		08/05/12 08:23	1.02
HMX	0.051 U		0.10	0.051	0.037	ug/L		08/05/12 08:23	1.02
Nitrobenzene	0.10 U		0.10	0.10	0.051	ug/L		08/05/12 08:23	1.02
2-Nitrotoluene	0.10 U		0.51	0.10	0.090	ug/L		08/05/12 08:23	1.02
3-Nitrotoluene	0.10 U		0.51	0.10	0.058	ug/L		08/05/12 08:23	1.02
4-Nitrotoluene	0.10 U		0.66	0.10	0.090	ug/L		08/05/12 08:23	1.02
RDX	0.051 U		0.10	0.051	0.037	ug/L		08/05/12 08:23	1.02
Tetryl	0.10 U		0.10	0.10	0.051	ug/L		08/05/12 08:23	1.02
1,3,5-Trinitrobenzene	0.051 U		0.10	0.051	0.031	ug/L		08/05/12 08:23	1.02
2,4,6-Trinitrotoluene	0.10 U		0.10	0.10	0.051	ug/L		08/05/12 08:23	1.02

Surrogate	*%Recovery*	*Qualifier*	*Limits*	*Prepared*	*Analyzed*	*Dil Fac*
3,4-Dinitrotoluene	*97*		*79 - 111*	*07/31/12 06:00*	*08/05/12 08:23*	*1.02*

General Chemistry

Analyte	Result	Qualifier	LOQ	LOD	DL	Unit	D	Analyzed	Dil Fac
Cyanide, Total	0.010 U		0.010	0.010	0.0050	mg/L		07/27/12 11:56	1
Nitrocellulose	1.0 U		2.0	1.0	0.48	mg/L		08/10/12 11:51	1

Client: Environmental Quality Mgt., Inc.
Project/Site: RVAAP (OH)

TestAmerica Job ID: 240-13518-1

Client Sample ID: FWGFWGMW-004-0084-GF
Date Collected: 07/25/12 16:21
Date Received: 07/26/12 08:00

Lab Sample ID: 240-13518-53
Matrix: Water

Method: 6010B/DOD - Metals (ICP) - Total Recoverable

Analyte	Result	Qualifier	LOQ	LOD	DL	Unit	D	Analyzed	Dil Fac
Arsenic	9.1	J	10	10	3.3	ug/L		08/07/12 23:47	1
Chromium	23		7.0	4.0	1.4	ug/L		08/07/12 23:47	1
Cobalt	7.8		7.0	4.0	1.5	ug/L		08/07/12 23:47	1
Lead	8.9	J	10	5.0	1.7	ug/L		08/07/12 23:47	1
Selenium	10	U	15	10	4.0	ug/L		08/07/12 23:47	1
Silver	5.0	U	7.0	5.0	1.7	ug/L		08/07/12 23:47	1
Vanadium	27		7.0	4.0	1.3	ug/L		08/07/12 23:47	1
Barium	99	J	200	5.0	2.8	ug/L		08/07/12 23:47	1
Calcium	81000		5000	1000	630	ug/L		08/07/12 23:47	1
Copper	17	J	25	10	4.4	ug/L		08/07/12 23:47	1
Magnesium	41000		5000	300	120	ug/L		08/07/12 23:47	1
Manganese	320		15	5.0	1.8	ug/L		08/07/12 23:47	1
Nickel	20	J	40	5.0	2.2	ug/L		08/07/12 23:47	1
Potassium	5500		5000	900	300	ug/L		08/07/12 23:47	1

Method: 6020/DOD - Metals (ICP/MS) - Total Recoverable

Analyte	Result	Qualifier	LOQ	LOD	DL	Unit	D	Analyzed	Dil Fac
Aluminum	14000		60	60	20	ug/L		08/07/12 19:11	1
Antimony	0.29	J	2.0	0.50	0.21	ug/L		08/07/12 19:11	1
Beryllium	0.71	J	1.0	0.10	0.033	ug/L		08/07/12 19:11	1
Cadmium	0.051	J	2.0	0.070	0.023	ug/L		08/07/12 19:11	1
Iron	22000		150	100	44	ug/L		08/07/12 19:11	1
Sodium	4000		1000	400	160	ug/L		08/07/12 19:11	1
Thallium	1.0	U	2.0	1.0	0.32	ug/L		08/07/12 19:11	1
Zinc	55		40	20	8.8	ug/L		08/07/12 19:11	1

Method: 7470A/DOD - Mercury (CVAA)

Analyte	Result	Qualifier	LOQ	LOD	DL	Unit	D	Analyzed	Dil Fac
Hg	0.20	U	0.20	0.20	0.12	ug/L		07/31/12 10:32	1

Client Sample ID: FWGEQUIPRINSE3-0156-GW — **Lab Sample ID: 240-13518-54**

Date Collected: 07/25/12 17:17 — **Matrix: Water**

Date Received: 07/26/12 08:00

Method: 8260B/DoD - Volatile Organic Compounds (GC/MS)

Analyte	Result	Qualifier	LOQ	LOD	DL	Unit	D	Analyzed	Dil Fac
1,1,1-Trichloroethane	0.25	U	1.0	0.25	0.22	ug/L		08/02/12 13:19	1
1,1,2,2-Tetrachloroethane	0.25	U	1.0	0.25	0.18	ug/L		08/02/12 13:19	1
1,1,2-Trichloroethane	0.50	U	1.0	0.50	0.27	ug/L		08/02/12 13:19	1
1,1-Dichloroethane	0.25	U	1.0	0.25	0.15	ug/L		08/02/12 13:19	1
1,1-Dichloroethene	0.25	U	1.0	0.25	0.19	ug/L		08/02/12 13:19	1
1,2-Dichloroethane	0.25	U	1.0	0.25	0.22	ug/L		08/02/12 13:19	1
1,2-Dichloroethene, Total	0.50	U	2.0	0.50	0.34	ug/L		08/02/12 13:19	1
1,2-Dichloropropane	0.25	U	1.0	0.25	0.18	ug/L		08/02/12 13:19	1
2-Hexanone	0.50	U	10	0.50	0.41	ug/L		08/02/12 13:19	1
Bromochloromethane	0.50	U	1.0	0.50	0.29	ug/L		08/02/12 13:19	1
Acetone	**3.9**	**J**	10	1.1	1.1	ug/L		08/02/12 13:19	1
Benzene	0.25	U	1.0	0.25	0.13	ug/L		08/02/12 13:19	1
Bromoform	0.64	U	1.0	0.64	0.64	ug/L		08/02/12 13:19	1
Bromomethane	0.50	U	1.0	0.50	0.41	ug/L		08/02/12 13:19	1
Carbon disulfide	0.25	U	1.0	0.25	0.13	ug/L		08/02/12 13:19	1
Carbon tetrachloride	0.25	U	1.0	0.25	0.13	ug/L		08/02/12 13:19	1
Chlorobenzene	0.25	U	1.0	0.25	0.15	ug/L		08/02/12 13:19	1
Chloroethane	0.50	U	1.0	0.50	0.29	ug/L		08/02/12 13:19	1
Chloroform	0.25	U	1.0	0.25	0.16	ug/L		08/02/12 13:19	1
Chloromethane	0.50	U	1.0	0.50	0.30	ug/L		08/02/12 13:19	1
cis-1,2-Dichloroethene	0.25	U	1.0	0.25	0.17	ug/L		08/02/12 13:19	1
cis-1,3-Dichloropropene	0.25	U	1.0	0.25	0.14	ug/L		08/02/12 13:19	1
Bromodichloromethane	0.25	U	1.0	0.25	0.15	ug/L		08/02/12 13:19	1
Ethylbenzene	0.25	U	1.0	0.25	0.17	ug/L		08/02/12 13:19	1
1,2-Dibromoethane	0.25	U	1.0	0.25	0.24	ug/L		08/02/12 13:19	1
m-Xylene & p-Xylene	0.50	U	2.0	0.50	0.24	ug/L		08/02/12 13:19	1
2-Butanone (MEK)	0.57	U	10	0.57	0.57	ug/L		08/02/12 13:19	1
4-Methyl-2-pentanone (MIBK)	0.50	U	10	0.50	0.32	ug/L		08/02/12 13:19	1
Methylene Chloride	0.50	U	1.0	0.50	0.33	ug/L		08/02/12 13:19	1
o-Xylene	0.25	U	1.0	0.25	0.14	ug/L		08/02/12 13:19	1
Styrene	0.25	U	1.0	0.25	0.11	ug/L		08/02/12 13:19	1
Tetrachloroethene	0.50	U	1.0	0.50	0.29	ug/L		08/02/12 13:19	1
Toluene	0.25	U	1.0	0.25	0.13	ug/L		08/02/12 13:19	1
trans-1,2-Dichloroethene	0.25	U	1.0	0.25	0.19	ug/L		08/02/12 13:19	1
trans-1,3-Dichloropropene	0.25	U	1.0	0.25	0.19	ug/L		08/02/12 13:19	1
Trichloroethene	0.25	U	1.0	0.25	0.17	ug/L		08/02/12 13:19	1
Vinyl chloride	0.25	U	1.0	0.25	0.22	ug/L		08/02/12 13:19	1
Xylenes, Total	0.75	U	2.0	0.75	0.28	ug/L		08/02/12 13:19	1
Dibromochloromethane	0.25	U	1.0	0.25	0.18	ug/L		08/02/12 13:19	1

Surrogate	*%Recovery*	*Qualifier*	*Limits*	*Prepared*	*Analyzed*	*Dil Fac*
1,2-Dichloroethane-d4 (Surr)	*99*		*70 - 120*		*08/02/12 13:19*	*1*
4-Bromofluorobenzene (Surr)	*99*		*75 - 120*		*08/02/12 13:19*	*1*
Toluene-d8 (Surr)	*96*		*85 - 120*		*08/02/12 13:19*	*1*
Dibromofluoromethane (Surr)	*105*		*85 - 115*		*08/02/12 13:19*	*1*

Method: 8081/DOD - Organochlorine Pesticides (GC)

Analyte	Result	Qualifier	LOQ	LOD	DL	Unit	D	Analyzed	Dil Fac
4,4'-DDD	0.0095	U	0.048	0.0095	0.0091	ug/L		08/03/12 03:50	1
4,4'-DDE	0.0095	U	0.048	0.0095	0.0092	ug/L		08/03/12 03:50	1

Client Sample ID: FWGEQUIPRINSE3-0156-GW
Date Collected: 07/25/12 17:17
Date Received: 07/26/12 08:00

Lab Sample ID: 240-13518-54
Matrix: Water

Method: 8081/DOD - Organochlorine Pesticides (GC) (Continued)

Analyte	Result	Qualifier	LOQ	LOD	DL	Unit	D	Analyzed	Dil Fac
4,4'-DDT	0.029	U	0.048	0.029	0.015	ug/L		08/03/12 03:50	1
Aldrin	0.0095	U	0.029	0.0095	0.0078	ug/L		08/03/12 03:50	1
alpha-BHC	0.0095	U	0.029	0.0095	0.0067	ug/L		08/03/12 03:50	1
alpha-Chlordane	0.013	U	0.048	0.013	0.013	ug/L		08/03/12 03:50	1
beta-BHC	0.0095	U	0.048	0.0095	0.0080	ug/L		08/03/12 03:50	1
delta-BHC	0.0095	U	0.048	0.0095	0.0083	ug/L		08/03/12 03:50	1
Dieldrin	0.0095	U	0.029	0.0095	0.0071	ug/L		08/03/12 03:50	1
Endosulfan I	0.012	U	0.048	0.012	0.012	ug/L		08/03/12 03:50	1
Endosulfan II	0.011	U	0.048	0.011	0.011	ug/L		08/03/12 03:50	1
Endosulfan sulfate	0.010	U	0.048	0.010	0.010	ug/L		08/03/12 03:50	1
Endrin	0.010	U	0.048	0.010	0.010	ug/L		08/03/12 03:50	1
Endrin aldehyde	0.010	U	0.048	0.010	0.010	ug/L		08/03/12 03:50	1
Endrin ketone	0.0095	U	0.048	0.0095	0.0074	ug/L		08/03/12 03:50	1
gamma-BHC (Lindane)	0.0095	U	0.048	0.0095	0.0061	ug/L		08/03/12 03:50	1
gamma-Chlordane	0.011	U	0.048	0.011	0.011	ug/L		08/03/12 03:50	1
Heptachlor	0.0095	U	0.029	0.0095	0.0076	ug/L		08/03/12 03:50	1
Heptachlor epoxide	0.0095	U	0.029	0.0095	0.0068	ug/L		08/03/12 03:50	1
Methoxychlor	0.030	U	0.095	0.030	0.030	ug/L		08/03/12 03:50	1
Toxaphene	0.48	U	1.9	0.48	0.30	ug/L		08/03/12 03:50	1

Surrogate	*%Recovery*	*Qualifier*	*Limits*	*Prepared*	*Analyzed*	*Dil Fac*
DCB Decachlorobiphenyl	*79*	*M*	*30 - 135*	*07/28/12 09:22*	*08/03/12 03:50*	*1*
DCB Decachlorobiphenyl	*100*	*M*	*30 - 135*	*07/28/12 09:22*	*08/03/12 03:50*	*1*
Tetrachloro-m-xylene	*78*		*25 - 140*	*07/28/12 09:22*	*08/03/12 03:50*	*1*
Tetrachloro-m-xylene	*82*		*25 - 140*	*07/28/12 09:22*	*08/03/12 03:50*	*1*

Method: 8082/DOD - Polychlorinated Biphenyls (PCBs) by Gas Chromatography

Analyte	Result	Qualifier	LOQ	LOD	DL	Unit	D	Analyzed	Dil Fac
Aroclor-1016	0.19	U	0.48	0.19	0.16	ug/L		08/01/12 22:34	1
Aroclor-1221	0.19	U	0.48	0.19	0.12	ug/L		08/01/12 22:34	1
Aroclor-1232	0.19	U	0.48	0.19	0.15	ug/L		08/01/12 22:34	1
Aroclor-1242	0.38	U	0.48	0.38	0.21	ug/L		08/01/12 22:34	1
Aroclor-1248	0.19	U	0.48	0.19	0.095	ug/L		08/01/12 22:34	1
Aroclor-1254	0.19	U	0.48	0.19	0.15	ug/L		08/01/12 22:34	1
Aroclor-1260	0.19	U	0.48	0.19	0.16	ug/L		08/01/12 22:34	1

Surrogate	*%Recovery*	*Qualifier*	*Limits*	*Prepared*	*Analyzed*	*Dil Fac*
Tetrachloro-m-xylene	*72*		*40 - 140*	*07/28/12 08:50*	*08/01/12 22:34*	*1*
Tetrachloro-m-xylene	*77*		*40 - 140*	*07/28/12 08:50*	*08/01/12 22:34*	*1*
DCB Decachlorobiphenyl	*81*		*40 - 135*	*07/28/12 08:50*	*08/01/12 22:34*	*1*
DCB Decachlorobiphenyl	*86*		*40 - 135*	*07/28/12 08:50*	*08/01/12 22:34*	*1*

Method: 8330 (Modified) - Organic Compounds by UV/HPLC - Dissolved

Analyte	Result	Qualifier	LOQ	LOD	DL	Unit	D	Analyzed	Dil Fac
Nitroguanidine	6.0	U	20	6.0	2.4	ug/L		07/31/12 19:28	1

Method: 8330/8330A - Nitroaromatics & Nitramines: Explosives (8330/A)

Analyte	Result	Qualifier	LOQ	LOD	DL	Unit	D	Analyzed	Dil Fac
Nitroglycerin	0.50	U	0.66	0.50	0.33	ug/L		08/03/12 13:29	1.01
PETN	0.50	U	0.66	0.50	0.30	ug/L		08/03/12 13:29	1.01
2-Amino-4,6-dinitrotoluene	0.10	U	0.20	0.10	0.017	ug/L		08/03/12 13:29	1.01

Client Sample ID: FWGEQUIPRINSE3-0156-GW
Date Collected: 07/25/12 17:17
Date Received: 07/26/12 08:00

Lab Sample ID: 240-13518-54
Matrix: Water

Method: 8330/8330A - Nitroaromatics & Nitramines: Explosives (8330/A) (Continued)

Analyte	Result	Qualifier	LOQ	LOD	DL	Unit	D	Analyzed	Dil Fac
4-Amino-2,6-dinitrotoluene	0.10 U		0.10	0.10	0.050	ug/L		08/03/12 13:29	1.01
1,3-Dinitrobenzene	0.10 U		0.10	0.10	0.050	ug/L		08/03/12 13:29	1.01
2,4-Dinitrotoluene	0.10 U		0.10	0.10	0.050	ug/L		08/03/12 13:29	1.01
2,6-Dinitrotoluene	0.10 U		0.10	0.10	0.050	ug/L		08/03/12 13:29	1.01
HMX	0.050 U		0.10	0.050	0.036	ug/L		08/03/12 13:29	1.01
Nitrobenzene	0.10 U		0.10	0.10	0.050	ug/L		08/03/12 13:29	1.01
2-Nitrotoluene	0.10 U		0.50	0.10	0.089	ug/L		08/03/12 13:29	1.01
3-Nitrotoluene	0.10 U		0.50	0.10	0.058	ug/L		08/03/12 13:29	1.01
4-Nitrotoluene	0.10 U		0.66	0.10	0.089	ug/L		08/03/12 13:29	1.01
RDX	0.050 U		0.10	0.050	0.036	ug/L		08/03/12 13:29	1.01
Tetryl	0.10 U		0.10	0.10	0.050	ug/L		08/03/12 13:29	1.01
1,3,5-Trinitrobenzene	0.050 U		0.10	0.050	0.030	ug/L		08/03/12 13:29	1.01
2,4,6-Trinitrotoluene	0.10 U		0.10	0.10	0.050	ug/L		08/03/12 13:29	1.01

Surrogate	*%Recovery*	*Qualifier*	*Limits*	*Prepared*	*Analyzed*	*Dil Fac*
3,4-Dinitrotoluene	*103*		*79 - 111*	*08/01/12 06:00*	*08/03/12 13:29*	*1.01*

Method: 6010B/DOD - Metals (ICP) - Total Recoverable

Analyte	Result	Qualifier	LOQ	LOD	DL	Unit	D	Analyzed	Dil Fac
Arsenic	10	U	10	10	3.3	ug/L		08/07/12 23:51	1
Chromium	4.0	U	7.0	4.0	1.4	ug/L		08/07/12 23:51	1
Cobalt	4.0	U	7.0	4.0	1.5	ug/L		08/07/12 23:51	1
Lead	5.0	U	10	5.0	1.7	ug/L		08/07/12 23:51	1
Selenium	10	U	15	10	4.0	ug/L		08/07/12 23:51	1
Silver	5.0	U	7.0	5.0	1.7	ug/L		08/07/12 23:51	1
Vanadium	4.0	U	7.0	4.0	1.3	ug/L		08/07/12 23:51	1
Barium	5.0	U	200	5.0	2.8	ug/L		08/07/12 23:51	1
Calcium	1000	U	5000	1000	630	ug/L		08/07/12 23:51	1
Copper	10	U	25	10	4.4	ug/L		08/07/12 23:51	1
Magnesium	300	U	5000	300	120	ug/L		08/07/12 23:51	1
Manganese	5.0	U	15	5.0	1.8	ug/L		08/07/12 23:51	1
Nickel	5.0	U	40	5.0	2.2	ug/L		08/07/12 23:51	1
Potassium	900	U	5000	900	300	ug/L		08/07/12 23:51	1

Method: 6020/DOD - Metals (ICP/MS) - Total Recoverable

Analyte	Result	Qualifier	LOQ	LOD	DL	Unit	D	Analyzed	Dil Fac
Aluminum	60	U	60	60	20	ug/L		08/07/12 19:16	1
Antimony	0.50	U	2.0	0.50	0.21	ug/L		08/07/12 19:16	1
Beryllium	0.10	U	1.0	0.10	0.033	ug/L		08/07/12 19:16	1
Cadmium	0.070	U	2.0	0.070	0.023	ug/L		08/07/12 19:16	1
Iron	100	U	150	100	44	ug/L		08/07/12 19:16	1
Sodium	400	U	1000	400	160	ug/L		08/07/12 19:16	1
Thallium	1.0	U	2.0	1.0	0.32	ug/L		08/07/12 19:16	1
Zinc	20	U	40	20	8.8	ug/L		08/07/12 19:16	1

Method: 7470A/DOD - Mercury (CVAA)

Analyte	Result	Qualifier	LOQ	LOD	DL	Unit	D	Analyzed	Dil Fac
Hg	0.20	U	0.20	0.20	0.12	ug/L		07/31/12 10:33	1

Client: Environmental Quality Mgt., Inc.
Project/Site: RVAAP (OH)

TestAmerica Job ID: 240-13518-1

Client Sample ID: FWGEQUIPRINSE3-0156-GW
Date Collected: 07/25/12 17:17
Date Received: 07/26/12 08:00

Lab Sample ID: 240-13518-54
Matrix: Water

General Chemistry

Analyte	Result	Qualifier	LOQ	LOD	DL	Unit	D	Analyzed	Dil Fac
Cyanide, Total	0.010	U	0.010	0.010	0.0050	mg/L		07/27/12 11:56	1
Nitrocellulose	1.0 U		2.0	1.0	0.48	mg/L		08/10/12 11:53	1

Client: Environmental Quality Mgt., Inc.
Project/Site: RVAAP (OH)

TestAmerica Job ID: 240-13518-2

Client Sample ID: FWGLL3MW-242C-0116-GW
Date Collected: 07/25/12 09:30
Date Received: 07/26/12 08:00

Lab Sample ID: 240-13518-2
Matrix: Water

Method: 8270C/DoD - Semivolatile Organic Compounds (GC/MS)

Analyte	Result	Qualifier	LOQ	LOD	DL	Unit	D	Analyzed	Dil Fac
Bis(2-ethylhexyl) phthalate	**0.80**	**J**	1.9	0.76	0.76	ug/L		08/23/12 11:44	1
Butyl benzyl phthalate	0.76	U	0.95	0.76	0.76	ug/L		08/23/12 11:44	1
Diethyl phthalate	0.76	U	0.95	0.76	0.57	ug/L		08/23/12 11:44	1
Dimethyl phthalate	0.76	U	0.95	0.76	0.28	ug/L		08/23/12 11:44	1
Di-n-butyl phthalate	0.76	U	0.95	0.76	0.64	ug/L		08/23/12 11:44	1
Di-n-octyl phthalate	0.76	U	0.95	0.76	0.76	ug/L		08/23/12 11:44	1

Surrogate	*%Recovery*	*Qualifier*	*Limits*	*Prepared*	*Analyzed*	*Dil Fac*
2-Fluorobiphenyl (Surr)	*52*		*50 - 110*	*07/27/12 10:53*	*08/23/12 11:44*	*1*
2-Fluorophenol (Surr)	*60*		*20 - 110*	*07/27/12 10:53*	*08/23/12 11:44*	*1*
Nitrobenzene-d5 (Surr)	*53*		*40 - 110*	*07/27/12 10:53*	*08/23/12 11:44*	*1*
Phenol-d5 (Surr)	*63*		*10 - 115*	*07/27/12 10:53*	*08/23/12 11:44*	*1*
Terphenyl-d14 (Surr)	*83*		*50 - 135*	*07/27/12 10:53*	*08/23/12 11:44*	*1*
2,4,6-Tribromophenol (Surr)	*76*		*40 - 125*	*07/27/12 10:53*	*08/23/12 11:44*	*1*

Client Sample ID: FWGB12MW-012C-0066-GW
Date Collected: 07/25/12 10:45
Date Received: 07/26/12 08:00

Lab Sample ID: 240-13518-4
Matrix: Water

Method: 8270C/DoD - Semivolatile Organic Compounds (GC/MS)

Analyte	Result	Qualifier	LOQ	LOD	DL	Unit	D	Analyzed	Dil Fac
Acenaphthene	0.095	U	0.19	0.095	0.095	ug/L		08/23/12 12:02	1
Acenaphthylene	0.095	U	0.19	0.095	0.095	ug/L		08/23/12 12:02	1
Anthracene	**0.57**		0.19	0.095	0.095	ug/L		08/23/12 12:02	1
Benzo[a]anthracene	0.095	U	0.19	0.095	0.095	ug/L		08/23/12 12:02	1
Benzo[a]pyrene	0.095	U	0.19	0.095	0.095	ug/L		08/23/12 12:02	1
Benzo[b]fluoranthene	0.095	U	0.19	0.095	0.095	ug/L		08/23/12 12:02	1
Benzo[g,h,i]perylene	0.095	U	0.19	0.095	0.095	ug/L		08/23/12 12:02	1
Benzo[k]fluoranthene	0.095	U	0.19	0.095	0.095	ug/L		08/23/12 12:02	1
Bis(2-ethylhexyl) phthalate	**1.3**	**J**	1.9	0.76	0.76	ug/L		08/23/12 12:02	1
Butyl benzyl phthalate	0.76	U	0.95	0.76	0.76	ug/L		08/23/12 12:02	1
Chrysene	0.095	U	0.19	0.095	0.095	ug/L		08/23/12 12:02	1
Dibenz(a,h)anthracene	0.095	U	0.19	0.095	0.095	ug/L		08/23/12 12:02	1
Diethyl phthalate	0.76	U	0.95	0.76	0.57	ug/L		08/23/12 12:02	1
Dimethyl phthalate	0.76	U	0.95	0.76	0.28	ug/L		08/23/12 12:02	1
Di-n-butyl phthalate	0.76	U	0.95	0.76	0.64	ug/L		08/23/12 12:02	1
2,4-Dinitrotoluene	0.76	U	4.8	0.76	0.26	ug/L		08/23/12 12:02	1
2,6-Dinitrotoluene	0.76	U	4.8	0.76	0.76	ug/L		08/23/12 12:02	1
Di-n-octyl phthalate	**25**	**M**	0.95	0.76	0.76	ug/L		08/23/12 12:02	1
Fluoranthene	0.095	U	0.19	0.095	0.095	ug/L		08/23/12 12:02	1
Fluorene	0.095	U	0.19	0.095	0.095	ug/L		08/23/12 12:02	1
Indeno[1,2,3-cd]pyrene	0.095	U	0.19	0.095	0.095	ug/L		08/23/12 12:02	1
Naphthalene	0.095	U	0.19	0.095	0.095	ug/L		08/23/12 12:02	1
Nitrobenzene	0.095	U	0.95	0.095	0.038	ug/L		08/23/12 12:02	1
Phenanthrene	**0.58**		0.19	0.095	0.095	ug/L		08/23/12 12:02	1
Pyrene	0.095	U	0.19	0.095	0.095	ug/L		08/23/12 12:02	1

Surrogate	*%Recovery*	*Qualifier*	*Limits*	*Prepared*	*Analyzed*	*Dil Fac*
2-Fluorobiphenyl (Surr)	*64*		*50 - 110*	*07/27/12 10:53*	*08/23/12 12:02*	*1*
2-Fluorophenol (Surr)	*72*		*20 - 110*	*07/27/12 10:53*	*08/23/12 12:02*	*1*
Nitrobenzene-d5 (Surr)	*64*		*40 - 110*	*07/27/12 10:53*	*08/23/12 12:02*	*1*
Phenol-d5 (Surr)	*78*		*10 - 115*	*07/27/12 10:53*	*08/23/12 12:02*	*1*
Terphenyl-d14 (Surr)	*73*		*50 - 135*	*07/27/12 10:53*	*08/23/12 12:02*	*1*
2,4,6-Tribromophenol (Surr)	*84*		*40 - 125*	*07/27/12 10:53*	*08/23/12 12:02*	*1*

Client Sample ID: FWGB12MW-013-0067-GW
Date Collected: 07/25/12 11:30
Date Received: 07/26/12 08:00

Lab Sample ID: 240-13518-6
Matrix: Water

Method: 8270C/DoD - Semivolatile Organic Compounds (GC/MS)

Analyte	Result	Qualifier	LOQ	LOD	DL	Unit	D	Analyzed	Dil Fac
Acenaphthene	0.095	U	0.19	0.095	0.095	ug/L		08/23/12 12:20	1
Acenaphthylene	0.095	U	0.19	0.095	0.095	ug/L		08/23/12 12:20	1
Anthracene	0.095	U	0.19	0.095	0.095	ug/L		08/23/12 12:20	1
Benzo[a]anthracene	0.095	U	0.19	0.095	0.095	ug/L		08/23/12 12:20	1
Benzo[a]pyrene	0.095	U	0.19	0.095	0.095	ug/L		08/23/12 12:20	1
Benzo[b]fluoranthene	0.095	U	0.19	0.095	0.095	ug/L		08/23/12 12:20	1
Benzo[g,h,i]perylene	0.095	U	0.19	0.095	0.095	ug/L		08/23/12 12:20	1
Benzoic acid	9.5	U	24	9.5	9.5	ug/L		08/23/12 12:20	1
Benzo[k]fluoranthene	0.095	U	0.19	0.095	0.095	ug/L		08/23/12 12:20	1
Benzyl alcohol	0.76	U	4.8	0.76	0.36	ug/L		08/23/12 12:20	1
Bis(2-chloroethoxy)methane	0.76	U	0.95	0.76	0.30	ug/L		08/23/12 12:20	1
Bis(2-chloroethyl)ether	0.095	U	0.95	0.095	0.095	ug/L		08/23/12 12:20	1
Bis(2-ethylhexyl) phthalate	**1.7**	**J**	1.9	0.76	0.76	ug/L		08/23/12 12:20	1
4-Bromophenyl phenyl ether	0.76	U	1.9	0.76	0.76	ug/L		08/23/12 12:20	1
Butyl benzyl phthalate	0.76	U	0.95	0.76	0.76	ug/L		08/23/12 12:20	1
Carbazole	0.76	U	0.95	0.76	0.27	ug/L		08/23/12 12:20	1
4-Chloroaniline	0.76	U	1.9	0.76	0.76	ug/L		08/23/12 12:20	1
4-Chloro-3-methylphenol	0.76	U	1.9	0.76	0.76	ug/L		08/23/12 12:20	1
2-Chloronaphthalene	0.095	U	0.95	0.095	0.095	ug/L		08/23/12 12:20	1
2-Chlorophenol	0.76	U	0.95	0.76	0.28	ug/L		08/23/12 12:20	1
4-Chlorophenyl phenyl ether	0.76	U	1.9	0.76	0.29	ug/L		08/23/12 12:20	1
Chrysene	0.095	U	0.19	0.095	0.095	ug/L		08/23/12 12:20	1
Dibenz(a,h)anthracene	0.095	U	0.19	0.095	0.095	ug/L		08/23/12 12:20	1
Dibenzofuran	0.095	U	0.95	0.095	0.095	ug/L		08/23/12 12:20	1
1,2-Dichlorobenzene	0.76	U	0.95	0.76	0.28	ug/L		08/23/12 12:20	1
1,3-Dichlorobenzene	0.76	U	0.95	0.76	0.76	ug/L		08/23/12 12:20	1
1,4-Dichlorobenzene	0.76	U	0.95	0.76	0.32	ug/L		08/23/12 12:20	1
3,3'-Dichlorobenzidine	0.76	U	4.8	0.76	0.35	ug/L		08/23/12 12:20	1
2,4-Dichlorophenol	0.76	U	1.9	0.76	0.76	ug/L		08/23/12 12:20	1
Diethyl phthalate	0.76	U	0.95	0.76	0.57	ug/L		08/23/12 12:20	1
2,4-Dimethylphenol	0.76	U	1.9	0.76	0.76	ug/L		08/23/12 12:20	1
Dimethyl phthalate	0.76	U	0.95	0.76	0.28	ug/L		08/23/12 12:20	1
Di-n-butyl phthalate	0.76	U	0.95	0.76	0.64	ug/L		08/23/12 12:20	1
4,6-Dinitro-2-methylphenol	2.3	U	4.8	2.3	2.3	ug/L		08/23/12 12:20	1
2,4-Dinitrophenol	2.3	U	4.8	2.3	2.3	ug/L		08/23/12 12:20	1
Di-n-octyl phthalate	0.76	U	0.95	0.76	0.76	ug/L		08/23/12 12:20	1
Fluoranthene	0.095	U	0.19	0.095	0.095	ug/L		08/23/12 12:20	1
Fluorene	0.095	U	0.19	0.095	0.095	ug/L		08/23/12 12:20	1
Hexachlorobenzene	0.095	U	0.19	0.095	0.095	ug/L		08/23/12 12:20	1
Hexachlorobutadiene	0.76	U	0.95	0.76	0.26	ug/L		08/23/12 12:20	1
Hexachlorocyclopentadiene	0.76	U	9.5	0.76	0.76	ug/L		08/23/12 12:20	1
Hexachloroethane	0.76	U	0.95	0.76	0.76	ug/L		08/23/12 12:20	1
Indeno[1,2,3-cd]pyrene	0.095	U	0.19	0.095	0.095	ug/L		08/23/12 12:20	1
Isophorone	0.76	U	0.95	0.76	0.26	ug/L		08/23/12 12:20	1
2-Methylnaphthalene	0.095	U	0.19	0.095	0.095	ug/L		08/23/12 12:20	1
2-Methylphenol	0.76	U	0.95	0.76	0.76	ug/L		08/23/12 12:20	1
3 & 4 Methylphenol	0.76	U	1.9	0.76	0.76	ug/L		08/23/12 12:20	1
Naphthalene	0.095	U	0.19	0.095	0.095	ug/L		08/23/12 12:20	1
2-Nitroaniline	0.76	U	1.9	0.76	0.76	ug/L		08/23/12 12:20	1

Client Sample ID: FWGB12MW-013-0067-GW
Date Collected: 07/25/12 11:30
Date Received: 07/26/12 08:00

Lab Sample ID: 240-13518-6
Matrix: Water

Method: 8270C/DoD - Semivolatile Organic Compounds (GC/MS) (Continued)

Analyte	Result	Qualifier	LOQ	LOD	DL	Unit	D	Analyzed	Dil Fac
3-Nitroaniline	0.76	U	1.9	0.76	0.27	ug/L		08/23/12 12:20	1
4-Nitroaniline	0.76	U	1.9	0.76	0.76	ug/L		08/23/12 12:20	1
2-Nitrophenol	0.76	U	1.9	0.76	0.27	ug/L		08/23/12 12:20	1
4-Nitrophenol	2.3	U	4.8	2.3	2.3	ug/L		08/23/12 12:20	1
N-Nitrosodi-n-propylamine	0.76	U	0.95	0.76	0.76	ug/L		08/23/12 12:20	1
N-Nitrosodiphenylamine	0.76	U	0.95	0.76	0.30	ug/L		08/23/12 12:20	1
2,2'-oxybis[1-chloropropane]	0.76	U	0.95	0.76	0.38	ug/L		08/23/12 12:20	1
Pentachlorophenol	2.3	U	4.8	2.3	2.3	ug/L		08/23/12 12:20	1
Phenanthrene	0.095	U	0.19	0.095	0.095	ug/L		08/23/12 12:20	1
Phenol	0.76	U	0.95	0.76	0.57	ug/L		08/23/12 12:20	1
Pyrene	0.095	U	0.19	0.095	0.095	ug/L		08/23/12 12:20	1
1,2,4-Trichlorobenzene	0.76	U	0.95	0.76	0.27	ug/L		08/23/12 12:20	1
2,4,5-Trichlorophenol	0.76	U	4.8	0.76	0.29	ug/L		08/23/12 12:20	1
2,4,6-Trichlorophenol	0.76	U	4.8	0.76	0.76	ug/L		08/23/12 12:20	1

Surrogate	*%Recovery*	*Qualifier*	*Limits*	*Prepared*	*Analyzed*	*Dil Fac*
2-Fluorobiphenyl (Surr)	*53*		*50 - 110*	*07/27/12 10:53*	*08/23/12 12:20*	*1*
2-Fluorophenol (Surr)	*59*		*20 - 110*	*07/27/12 10:53*	*08/23/12 12:20*	*1*
Nitrobenzene-d5 (Surr)	*54*		*40 - 110*	*07/27/12 10:53*	*08/23/12 12:20*	*1*
Phenol-d5 (Surr)	*62*		*10 - 115*	*07/27/12 10:53*	*08/23/12 12:20*	*1*
Terphenyl-d14 (Surr)	*76*		*50 - 135*	*07/27/12 10:53*	*08/23/12 12:20*	*1*
2,4,6-Tribromophenol (Surr)	*72*		*40 - 125*	*07/27/12 10:53*	*08/23/12 12:20*	*1*

Client Sample ID: FWGLL3MW-245-0118-GW
Date Collected: 07/25/12 13:20
Date Received: 07/26/12 08:00

Lab Sample ID: 240-13518-8
Matrix: Water

Method: 8270C/DoD - Semivolatile Organic Compounds (GC/MS)

Analyte	Result	Qualifier	LOQ	LOD	DL	Unit	D	Analyzed	Dil Fac
Acenaphthene	0.095	U	0.19	0.095	0.095	ug/L		08/23/12 12:57	1
Acenaphthylene	0.095	U	0.19	0.095	0.095	ug/L		08/23/12 12:57	1
Anthracene	0.095	U	0.19	0.095	0.095	ug/L		08/23/12 12:57	1
Benzo[a]anthracene	0.095	U	0.19	0.095	0.095	ug/L		08/23/12 12:57	1
Benzo[a]pyrene	0.095	U	0.19	0.095	0.095	ug/L		08/23/12 12:57	1
Benzo[b]fluoranthene	0.095	U	0.19	0.095	0.095	ug/L		08/23/12 12:57	1
Benzo[g,h,i]perylene	0.095	U	0.19	0.095	0.095	ug/L		08/23/12 12:57	1
Benzoic acid	9.5	U	24	9.5	9.5	ug/L		08/23/12 12:57	1
Benzo[k]fluoranthene	0.095	U	0.19	0.095	0.095	ug/L		08/23/12 12:57	1
Benzyl alcohol	0.76	U	4.8	0.76	0.36	ug/L		08/23/12 12:57	1
Bis(2-chloroethoxy)methane	0.76	U	0.95	0.76	0.30	ug/L		08/23/12 12:57	1
Bis(2-chloroethyl)ether	0.095	U	0.95	0.095	0.095	ug/L		08/23/12 12:57	1
Bis(2-ethylhexyl) phthalate	**1.2**	**J**	1.9	0.76	0.76	ug/L		08/23/12 12:57	1
4-Bromophenyl phenyl ether	0.76	U	1.9	0.76	0.76	ug/L		08/23/12 12:57	1
Butyl benzyl phthalate	0.76	U	0.95	0.76	0.76	ug/L		08/23/12 12:57	1
Carbazole	0.76	U	0.95	0.76	0.27	ug/L		08/23/12 12:57	1
4-Chloroaniline	0.76	U	1.9	0.76	0.76	ug/L		08/23/12 12:57	1
4-Chloro-3-methylphenol	0.76	U	1.9	0.76	0.76	ug/L		08/23/12 12:57	1
2-Chloronaphthalene	0.095	U	0.95	0.095	0.095	ug/L		08/23/12 12:57	1
2-Chlorophenol	0.76	U	0.95	0.76	0.28	ug/L		08/23/12 12:57	1
4-Chlorophenyl phenyl ether	0.76	U	1.9	0.76	0.29	ug/L		08/23/12 12:57	1
Chrysene	0.095	U	0.19	0.095	0.095	ug/L		08/23/12 12:57	1
Dibenz(a,h)anthracene	0.095	U	0.19	0.095	0.095	ug/L		08/23/12 12:57	1
Dibenzofuran	0.095	U	0.95	0.095	0.095	ug/L		08/23/12 12:57	1
1,2-Dichlorobenzene	0.76	U	0.95	0.76	0.28	ug/L		08/23/12 12:57	1
1,3-Dichlorobenzene	0.76	U	0.95	0.76	0.76	ug/L		08/23/12 12:57	1
1,4-Dichlorobenzene	0.76	U	0.95	0.76	0.32	ug/L		08/23/12 12:57	1
3,3'-Dichlorobenzidine	0.76	U	4.8	0.76	0.35	ug/L		08/23/12 12:57	1
2,4-Dichlorophenol	0.76	U	1.9	0.76	0.76	ug/L		08/23/12 12:57	1
Diethyl phthalate	0.76	U	0.95	0.76	0.57	ug/L		08/23/12 12:57	1
2,4-Dimethylphenol	0.76	U	1.9	0.76	0.76	ug/L		08/23/12 12:57	1
Dimethyl phthalate	0.76	U	0.95	0.76	0.28	ug/L		08/23/12 12:57	1
Di-n-butyl phthalate	0.76	U	0.95	0.76	0.64	ug/L		08/23/12 12:57	1
4,6-Dinitro-2-methylphenol	2.3	U	4.8	2.3	2.3	ug/L		08/23/12 12:57	1
2,4-Dinitrophenol	2.3	U	4.8	2.3	2.3	ug/L		08/23/12 12:57	1
Di-n-octyl phthalate	0.76	U	0.95	0.76	0.76	ug/L		08/23/12 12:57	1
Fluoranthene	0.095	U	0.19	0.095	0.095	ug/L		08/23/12 12:57	1
Fluorene	0.095	U	0.19	0.095	0.095	ug/L		08/23/12 12:57	1
Hexachlorobenzene	0.095	U	0.19	0.095	0.095	ug/L		08/23/12 12:57	1
Hexachlorobutadiene	0.76	U	0.95	0.76	0.26	ug/L		08/23/12 12:57	1
Hexachlorocyclopentadiene	0.76	U	9.5	0.76	0.76	ug/L		08/23/12 12:57	1
Hexachloroethane	0.76	U	0.95	0.76	0.76	ug/L		08/23/12 12:57	1
Indeno[1,2,3-cd]pyrene	0.095	U	0.19	0.095	0.095	ug/L		08/23/12 12:57	1
Isophorone	0.76	U	0.95	0.76	0.26	ug/L		08/23/12 12:57	1
2-Methylnaphthalene	0.095	U	0.19	0.095	0.095	ug/L		08/23/12 12:57	1
2-Methylphenol	0.76	U	0.95	0.76	0.76	ug/L		08/23/12 12:57	1
3 & 4 Methylphenol	0.76	U	1.9	0.76	0.76	ug/L		08/23/12 12:57	1
Naphthalene	0.095	U	0.19	0.095	0.095	ug/L		08/23/12 12:57	1
2-Nitroaniline	0.76	U	1.9	0.76	0.76	ug/L		08/23/12 12:57	1

Client: Environmental Quality Mgt., Inc.
Project/Site: RVAAP (OH)

TestAmerica Job ID: 240-13518-2

Client Sample ID: FWGLL3MW-245-0118-GW
Date Collected: 07/25/12 13:20
Date Received: 07/26/12 08:00

Lab Sample ID: 240-13518-8
Matrix: Water

Method: 8270C/DoD - Semivolatile Organic Compounds (GC/MS) (Continued)

Analyte	Result	Qualifier	LOQ	LOD	DL	Unit	D	Analyzed	Dil Fac
3-Nitroaniline	0.76	U	1.9	0.76	0.27	ug/L		08/23/12 12:57	1
4-Nitroaniline	0.76	U	1.9	0.76	0.76	ug/L		08/23/12 12:57	1
2-Nitrophenol	0.76	U	1.9	0.76	0.27	ug/L		08/23/12 12:57	1
4-Nitrophenol	2.3	U	4.8	2.3	2.3	ug/L		08/23/12 12:57	1
N-Nitrosodi-n-propylamine	0.76	U	0.95	0.76	0.76	ug/L		08/23/12 12:57	1
N-Nitrosodiphenylamine	0.76	U	0.95	0.76	0.30	ug/L		08/23/12 12:57	1
2,2'-oxybis[1-chloropropane]	0.76	U	0.95	0.76	0.38	ug/L		08/23/12 12:57	1
Pentachlorophenol	2.3	U	4.8	2.3	2.3	ug/L		08/23/12 12:57	1
Phenanthrene	0.095	U	0.19	0.095	0.095	ug/L		08/23/12 12:57	1
Phenol	0.76	U	0.95	0.76	0.57	ug/L		08/23/12 12:57	1
Pyrene	0.095	U	0.19	0.095	0.095	ug/L		08/23/12 12:57	1
1,2,4-Trichlorobenzene	0.76	U	0.95	0.76	0.27	ug/L		08/23/12 12:57	1
2,4,5-Trichlorophenol	0.76	U	4.8	0.76	0.29	ug/L		08/23/12 12:57	1
2,4,6-Trichlorophenol	0.76	U	4.8	0.76	0.76	ug/L		08/23/12 12:57	1

Surrogate	*%Recovery*	*Qualifier*	*Limits*	*Prepared*	*Analyzed*	*Dil Fac*
2-Fluorobiphenyl (Surr)	*55*		*50 - 110*	*07/27/12 10:53*	*08/23/12 12:57*	*1*
2-Fluorophenol (Surr)	*64*		*20 - 110*	*07/27/12 10:53*	*08/23/12 12:57*	*1*
Nitrobenzene-d5 (Surr)	*55*		*40 - 110*	*07/27/12 10:53*	*08/23/12 12:57*	*1*
Phenol-d5 (Surr)	*70*		*10 - 115*	*07/27/12 10:53*	*08/23/12 12:57*	*1*
Terphenyl-d14 (Surr)	*81*		*50 - 135*	*07/27/12 10:53*	*08/23/12 12:57*	*1*
2,4,6-Tribromophenol (Surr)	*83*		*40 - 125*	*07/27/12 10:53*	*08/23/12 12:57*	*1*

Client Sample ID: FWGLL3MW-DUP6-0144-GW
Date Collected: 07/25/12 14:20
Date Received: 07/26/12 08:00

Lab Sample ID: 240-13518-10
Matrix: Water

Method: 8270C/DoD - Semivolatile Organic Compounds (GC/MS)

Analyte	Result	Qualifier	LOQ	LOD	DL	Unit	D	Analyzed	Dil Fac
Acenaphthene	0.095	U	0.19	0.095	0.095	ug/L		08/23/12 13:15	1
Acenaphthylene	0.095	U	0.19	0.095	0.095	ug/L		08/23/12 13:15	1
Anthracene	0.095	U	0.19	0.095	0.095	ug/L		08/23/12 13:15	1
Benzo[a]anthracene	0.095	U	0.19	0.095	0.095	ug/L		08/23/12 13:15	1
Benzo[a]pyrene	0.095	U	0.19	0.095	0.095	ug/L		08/23/12 13:15	1
Benzo[b]fluoranthene	0.095	U	0.19	0.095	0.095	ug/L		08/23/12 13:15	1
Benzo[g,h,i]perylene	0.095	U	0.19	0.095	0.095	ug/L		08/23/12 13:15	1
Benzoic acid	9.5	U	24	9.5	9.5	ug/L		08/23/12 13:15	1
Benzo[k]fluoranthene	0.095	U	0.19	0.095	0.095	ug/L		08/23/12 13:15	1
Benzyl alcohol	0.76	U	4.8	0.76	0.36	ug/L		08/23/12 13:15	1
Bis(2-chloroethoxy)methane	0.76	U	0.95	0.76	0.30	ug/L		08/23/12 13:15	1
Bis(2-chloroethyl)ether	0.095	U	0.95	0.095	0.095	ug/L		08/23/12 13:15	1
Bis(2-ethylhexyl) phthalate	**0.86**	**J**	1.9	0.76	0.76	ug/L		08/23/12 13:15	1
4-Bromophenyl phenyl ether	0.76	U	1.9	0.76	0.76	ug/L		08/23/12 13:15	1
Butyl benzyl phthalate	0.76	U	0.95	0.76	0.76	ug/L		08/23/12 13:15	1
Carbazole	0.76	U	0.95	0.76	0.27	ug/L		08/23/12 13:15	1
4-Chloroaniline	0.76	U	1.9	0.76	0.76	ug/L		08/23/12 13:15	1
4-Chloro-3-methylphenol	0.76	U	1.9	0.76	0.76	ug/L		08/23/12 13:15	1
2-Chloronaphthalene	0.095	U	0.95	0.095	0.095	ug/L		08/23/12 13:15	1
2-Chlorophenol	0.76	U	0.95	0.76	0.28	ug/L		08/23/12 13:15	1
4-Chlorophenyl phenyl ether	0.76	U	1.9	0.76	0.29	ug/L		08/23/12 13:15	1
Chrysene	0.095	U	0.19	0.095	0.095	ug/L		08/23/12 13:15	1
Dibenz(a,h)anthracene	0.095	U	0.19	0.095	0.095	ug/L		08/23/12 13:15	1
Dibenzofuran	0.095	U	0.95	0.095	0.095	ug/L		08/23/12 13:15	1
1,2-Dichlorobenzene	0.76	U	0.95	0.76	0.28	ug/L		08/23/12 13:15	1
1,3-Dichlorobenzene	0.76	U	0.95	0.76	0.76	ug/L		08/23/12 13:15	1
1,4-Dichlorobenzene	0.76	U	0.95	0.76	0.32	ug/L		08/23/12 13:15	1
3,3'-Dichlorobenzidine	0.76	U	4.8	0.76	0.35	ug/L		08/23/12 13:15	1
2,4-Dichlorophenol	0.76	U	1.9	0.76	0.76	ug/L		08/23/12 13:15	1
Diethyl phthalate	0.76	U	0.95	0.76	0.57	ug/L		08/23/12 13:15	1
2,4-Dimethylphenol	0.76	U	1.9	0.76	0.76	ug/L		08/23/12 13:15	1
Dimethyl phthalate	0.76	U	0.95	0.76	0.28	ug/L		08/23/12 13:15	1
Di-n-butyl phthalate	0.76	U	0.95	0.76	0.64	ug/L		08/23/12 13:15	1
4,6-Dinitro-2-methylphenol	2.3	U	4.8	2.3	2.3	ug/L		08/23/12 13:15	1
2,4-Dinitrophenol	2.3	U	4.8	2.3	2.3	ug/L		08/23/12 13:15	1
Di-n-octyl phthalate	0.76	U	0.95	0.76	0.76	ug/L		08/23/12 13:15	1
Fluoranthene	0.095	U	0.19	0.095	0.095	ug/L		08/23/12 13:15	1
Fluorene	0.095	U	0.19	0.095	0.095	ug/L		08/23/12 13:15	1
Hexachlorobenzene	0.095	U	0.19	0.095	0.095	ug/L		08/23/12 13:15	1
Hexachlorobutadiene	0.76	U	0.95	0.76	0.26	ug/L		08/23/12 13:15	1
Hexachlorocyclopentadiene	0.76	U	9.5	0.76	0.76	ug/L		08/23/12 13:15	1
Hexachloroethane	0.76	U	0.95	0.76	0.76	ug/L		08/23/12 13:15	1
Indeno[1,2,3-cd]pyrene	0.095	U	0.19	0.095	0.095	ug/L		08/23/12 13:15	1
Isophorone	0.76	U	0.95	0.76	0.26	ug/L		08/23/12 13:15	1
2-Methylnaphthalene	0.095	U	0.19	0.095	0.095	ug/L		08/23/12 13:15	1
2-Methylphenol	0.76	U	0.95	0.76	0.76	ug/L		08/23/12 13:15	1
3 & 4 Methylphenol	0.76	U	1.9	0.76	0.76	ug/L		08/23/12 13:15	1
Naphthalene	0.095	U	0.19	0.095	0.095	ug/L		08/23/12 13:15	1
2-Nitroaniline	0.76	U	1.9	0.76	0.76	ug/L		08/23/12 13:15	1

Client: Environmental Quality Mgt., Inc.
Project/Site: RVAAP (OH)

TestAmerica Job ID: 240-13518-2

Client Sample ID: FWGLL3MW-DUP6-0144-GW
Date Collected: 07/25/12 14:20
Date Received: 07/26/12 08:00

Lab Sample ID: 240-13518-10
Matrix: Water

Method: 8270C/DoD - Semivolatile Organic Compounds (GC/MS) (Continued)

Analyte	Result	Qualifier	LOQ	LOD	DL	Unit	D	Analyzed	Dil Fac
3-Nitroaniline	0.76	U	1.9	0.76	0.27	ug/L		08/23/12 13:15	1
4-Nitroaniline	0.76	U	1.9	0.76	0.76	ug/L		08/23/12 13:15	1
2-Nitrophenol	0.76	U	1.9	0.76	0.27	ug/L		08/23/12 13:15	1
4-Nitrophenol	2.3	U	4.8	2.3	2.3	ug/L		08/23/12 13:15	1
N-Nitrosodi-n-propylamine	0.76	U	0.95	0.76	0.76	ug/L		08/23/12 13:15	1
N-Nitrosodiphenylamine	0.76	U	0.95	0.76	0.30	ug/L		08/23/12 13:15	1
2,2'-oxybis[1-chloropropane]	0.76	U	0.95	0.76	0.38	ug/L		08/23/12 13:15	1
Pentachlorophenol	2.3	U	4.8	2.3	2.3	ug/L		08/23/12 13:15	1
Phenanthrene	0.095	U	0.19	0.095	0.095	ug/L		08/23/12 13:15	1
Phenol	0.76	U	0.95	0.76	0.57	ug/L		08/23/12 13:15	1
Pyrene	0.095	U	0.19	0.095	0.095	ug/L		08/23/12 13:15	1
1,2,4-Trichlorobenzene	0.76	U	0.95	0.76	0.27	ug/L		08/23/12 13:15	1
2,4,5-Trichlorophenol	0.76	U	4.8	0.76	0.29	ug/L		08/23/12 13:15	1
2,4,6-Trichlorophenol	0.76	U	4.8	0.76	0.76	ug/L		08/23/12 13:15	1

Surrogate	*%Recovery*	*Qualifier*	*Limits*	*Prepared*	*Analyzed*	*Dil Fac*
2-Fluorobiphenyl (Surr)	*56*		*50 - 110*	*07/27/12 10:53*	*08/23/12 13:15*	*1*
2-Fluorophenol (Surr)	*65*		*20 - 110*	*07/27/12 10:53*	*08/23/12 13:15*	*1*
Nitrobenzene-d5 (Surr)	*56*		*40 - 110*	*07/27/12 10:53*	*08/23/12 13:15*	*1*
Phenol-d5 (Surr)	*69*		*10 - 115*	*07/27/12 10:53*	*08/23/12 13:15*	*1*
Terphenyl-d14 (Surr)	*82*		*50 - 135*	*07/27/12 10:53*	*08/23/12 13:15*	*1*
2,4,6-Tribromophenol (Surr)	*82*		*40 - 125*	*07/27/12 10:53*	*08/23/12 13:15*	*1*

Client: Environmental Quality Mgt., Inc.
Project/Site: RVAAP (OH)

TestAmerica Job ID: 240-13518-2

Client Sample ID: FWGLL11MW-007C-0098-GW
Date Collected: 07/25/12 17:00
Date Received: 07/26/12 08:00

Lab Sample ID: 240-13518-12
Matrix: Water

Method: 8270C/DoD - Semivolatile Organic Compounds (GC/MS)

Analyte	Result	Qualifier	LOQ	LOD	DL	Unit	D	Analyzed	Dil Fac
Bis(2-ethylhexyl) phthalate	**1.2**	**J**	1.9	0.76	0.76	ug/L		08/23/12 13:33	1
Butyl benzyl phthalate	0.76	U	0.95	0.76	0.76	ug/L		08/23/12 13:33	1
Diethyl phthalate	0.76	U	0.95	0.76	0.57	ug/L		08/23/12 13:33	1
Dimethyl phthalate	0.76	U	0.95	0.76	0.28	ug/L		08/23/12 13:33	1
Di-n-butyl phthalate	0.76	U	0.95	0.76	0.64	ug/L		08/23/12 13:33	1
Di-n-octyl phthalate	0.76	U	0.95	0.76	0.76	ug/L		08/23/12 13:33	1

Surrogate	*%Recovery*	*Qualifier*	*Limits*	*Prepared*	*Analyzed*	*Dil Fac*
2-Fluorobiphenyl (Surr)	*55*		*50 - 110*	*07/27/12 10:53*	*08/23/12 13:33*	*1*
2-Fluorophenol (Surr)	*69*		*20 - 110*	*07/27/12 10:53*	*08/23/12 13:33*	*1*
Nitrobenzene-d5 (Surr)	*59*		*40 - 110*	*07/27/12 10:53*	*08/23/12 13:33*	*1*
Phenol-d5 (Surr)	*72*		*10 - 115*	*07/27/12 10:53*	*08/23/12 13:33*	*1*
Terphenyl-d14 (Surr)	*64*		*50 - 135*	*07/27/12 10:53*	*08/23/12 13:33*	*1*
2,4,6-Tribromophenol (Surr)	*82*		*40 - 125*	*07/27/12 10:53*	*08/23/12 13:33*	*1*

Client Sample ID: FWGCBLMW-002C-0066-GW
Date Collected: 07/25/12 09:38
Date Received: 07/26/12 08:00

Lab Sample ID: 240-13518-15
Matrix: Water

Method: 8270C/DoD - Semivolatile Organic Compounds (GC/MS)

Analyte	Result	Qualifier	LOQ	LOD	DL	Unit	D	Analyzed	Dil Fac
Acenaphthene	0.10	U	0.20	0.10	0.10	ug/L		08/23/12 13:52	1
Acenaphthylene	0.10	U	0.20	0.10	0.10	ug/L		08/23/12 13:52	1
Anthracene	0.10	U	0.20	0.10	0.10	ug/L		08/23/12 13:52	1
Benzo[a]anthracene	0.10	U	0.20	0.10	0.10	ug/L		08/23/12 13:52	1
Benzo[a]pyrene	0.10	U	0.20	0.10	0.10	ug/L		08/23/12 13:52	1
Benzo[b]fluoranthene	0.10	U	0.20	0.10	0.10	ug/L		08/23/12 13:52	1
Benzo[g,h,i]perylene	0.10	U	0.20	0.10	0.10	ug/L		08/23/12 13:52	1
Benzo[k]fluoranthene	0.10	U	0.20	0.10	0.10	ug/L		08/23/12 13:52	1
Bis(2-ethylhexyl) phthalate	**1.2**	**J**	2.0	0.82	0.82	ug/L		08/23/12 13:52	1
Butyl benzyl phthalate	0.82	U	1.0	0.82	0.82	ug/L		08/23/12 13:52	1
Chrysene	0.10	U	0.20	0.10	0.10	ug/L		08/23/12 13:52	1
Dibenz(a,h)anthracene	0.10	U	0.20	0.10	0.10	ug/L		08/23/12 13:52	1
Diethyl phthalate	0.82	U	1.0	0.82	0.61	ug/L		08/23/12 13:52	1
Dimethyl phthalate	0.82	U	1.0	0.82	0.30	ug/L		08/23/12 13:52	1
Di-n-butyl phthalate	0.82	U	1.0	0.82	0.68	ug/L		08/23/12 13:52	1
2,4-Dinitrotoluene	0.82	U	5.1	0.82	0.28	ug/L		08/23/12 13:52	1
2,6-Dinitrotoluene	0.82	U	5.1	0.82	0.82	ug/L		08/23/12 13:52	1
Di-n-octyl phthalate	0.82	U	1.0	0.82	0.82	ug/L		08/23/12 13:52	1
Fluoranthene	0.10	U	0.20	0.10	0.10	ug/L		08/23/12 13:52	1
Fluorene	0.10	U	0.20	0.10	0.10	ug/L		08/23/12 13:52	1
Indeno[1,2,3-cd]pyrene	0.10	U	0.20	0.10	0.10	ug/L		08/23/12 13:52	1
Naphthalene	0.10	U	0.20	0.10	0.10	ug/L		08/23/12 13:52	1
Nitrobenzene	0.10	U	1.0	0.10	0.041	ug/L		08/23/12 13:52	1
Phenanthrene	0.10	U	0.20	0.10	0.10	ug/L		08/23/12 13:52	1
Pyrene	0.10	U	0.20	0.10	0.10	ug/L		08/23/12 13:52	1

Surrogate	*%Recovery*	*Qualifier*	*Limits*	*Prepared*	*Analyzed*	*Dil Fac*
2-Fluorobiphenyl (Surr)	*57*		*50 - 110*	*07/27/12 10:53*	*08/23/12 13:52*	*1*
2-Fluorophenol (Surr)	*70*		*20 - 110*	*07/27/12 10:53*	*08/23/12 13:52*	*1*
Nitrobenzene-d5 (Surr)	*62*		*40 - 110*	*07/27/12 10:53*	*08/23/12 13:52*	*1*
Phenol-d5 (Surr)	*75*		*10 - 115*	*07/27/12 10:53*	*08/23/12 13:52*	*1*
Terphenyl-d14 (Surr)	*85*		*50 - 135*	*07/27/12 10:53*	*08/23/12 13:52*	*1*
2,4,6-Tribromophenol (Surr)	*86*		*40 - 125*	*07/27/12 10:53*	*08/23/12 13:52*	*1*

Client Sample ID: FWGNTAMW-109C-0125-GW
Date Collected: 07/25/12 10:08
Date Received: 07/26/12 08:00

Lab Sample ID: 240-13518-16
Matrix: Water

Method: 8270C/DoD - Semivolatile Organic Compounds (GC/MS)

Analyte	Result	Qualifier	LOQ	LOD	DL	Unit	D	Analyzed	Dil Fac
Acenaphthene	0.097	U	0.19	0.097	0.097	ug/L		08/23/12 14:10	1
Acenaphthylene	0.097	U	0.19	0.097	0.097	ug/L		08/23/12 14:10	1
Anthracene	0.097	U	0.19	0.097	0.097	ug/L		08/23/12 14:10	1
Benzo[a]anthracene	0.097	U	0.19	0.097	0.097	ug/L		08/23/12 14:10	1
Benzo[a]pyrene	0.097	U	0.19	0.097	0.097	ug/L		08/23/12 14:10	1
Benzo[b]fluoranthene	0.097	U	0.19	0.097	0.097	ug/L		08/23/12 14:10	1
Benzo[g,h,i]perylene	0.097	U	0.19	0.097	0.097	ug/L		08/23/12 14:10	1
Benzo[k]fluoranthene	0.097	U	0.19	0.097	0.097	ug/L		08/23/12 14:10	1
Bis(2-ethylhexyl) phthalate	**1.2**	**J**	1.9	0.78	0.78	ug/L		08/23/12 14:10	1
Butyl benzyl phthalate	0.78	U	0.97	0.78	0.78	ug/L		08/23/12 14:10	1
Chrysene	0.097	U	0.19	0.097	0.097	ug/L		08/23/12 14:10	1
Dibenz(a,h)anthracene	0.097	U	0.19	0.097	0.097	ug/L		08/23/12 14:10	1
Diethyl phthalate	0.78	U	0.97	0.78	0.58	ug/L		08/23/12 14:10	1
Dimethyl phthalate	0.78	U	0.97	0.78	0.28	ug/L		08/23/12 14:10	1
Di-n-butyl phthalate	0.78	U	0.97	0.78	0.65	ug/L		08/23/12 14:10	1
2,4-Dinitrotoluene	0.78	U	4.9	0.78	0.26	ug/L		08/23/12 14:10	1
2,6-Dinitrotoluene	0.78	U	4.9	0.78	0.78	ug/L		08/23/12 14:10	1
Di-n-octyl phthalate	0.78	U	0.97	0.78	0.78	ug/L		08/23/12 14:10	1
Fluoranthene	0.097	U	0.19	0.097	0.097	ug/L		08/23/12 14:10	1
Fluorene	0.097	U	0.19	0.097	0.097	ug/L		08/23/12 14:10	1
Indeno[1,2,3-cd]pyrene	0.097	U	0.19	0.097	0.097	ug/L		08/23/12 14:10	1
Naphthalene	0.097	U	0.19	0.097	0.097	ug/L		08/23/12 14:10	1
Nitrobenzene	0.097	U	0.97	0.097	0.039	ug/L		08/23/12 14:10	1
Phenanthrene	0.097	U	0.19	0.097	0.097	ug/L		08/23/12 14:10	1
Pyrene	0.097	U	0.19	0.097	0.097	ug/L		08/23/12 14:10	1

Surrogate	*%Recovery*	*Qualifier*	*Limits*	*Prepared*	*Analyzed*	*Dil Fac*
2-Fluorobiphenyl (Surr)	*57*		*50 - 110*	*07/27/12 10:53*	*08/23/12 14:10*	*1*
2-Fluorophenol (Surr)	*71*		*20 - 110*	*07/27/12 10:53*	*08/23/12 14:10*	*1*
Nitrobenzene-d5 (Surr)	*59*		*40 - 110*	*07/27/12 10:53*	*08/23/12 14:10*	*1*
Phenol-d5 (Surr)	*72*		*10 - 115*	*07/27/12 10:53*	*08/23/12 14:10*	*1*
Terphenyl-d14 (Surr)	*79*		*50 - 135*	*07/27/12 10:53*	*08/23/12 14:10*	*1*
2,4,6-Tribromophenol (Surr)	*82*		*40 - 125*	*07/27/12 10:53*	*08/23/12 14:10*	*1*

Client Sample ID: FWGNTAMW-119-0126-GW
Date Collected: 07/25/12 10:42
Date Received: 07/26/12 08:00

Lab Sample ID: 240-13518-18
Matrix: Water

Method: 8270C/DoD - Semivolatile Organic Compounds (GC/MS)

Analyte	Result	Qualifier	LOQ	LOD	DL	Unit	D	Analyzed	Dil Fac
Acenaphthene	0.095	U	0.19	0.095	0.095	ug/L		08/23/12 14:28	1
Acenaphthylene	0.095	U	0.19	0.095	0.095	ug/L		08/23/12 14:28	1
Anthracene	0.095	U	0.19	0.095	0.095	ug/L		08/23/12 14:28	1
Benzo[a]anthracene	0.095	U	0.19	0.095	0.095	ug/L		08/23/12 14:28	1
Benzo[a]pyrene	0.095	U	0.19	0.095	0.095	ug/L		08/23/12 14:28	1
Benzo[b]fluoranthene	0.095	U	0.19	0.095	0.095	ug/L		08/23/12 14:28	1
Benzo[g,h,i]perylene	0.095	U	0.19	0.095	0.095	ug/L		08/23/12 14:28	1
Benzoic acid	9.5	U	24	9.5	9.5	ug/L		08/23/12 14:28	1
Benzo[k]fluoranthene	0.095	U	0.19	0.095	0.095	ug/L		08/23/12 14:28	1
Benzyl alcohol	0.76	U	4.8	0.76	0.36	ug/L		08/23/12 14:28	1
Bis(2-chloroethoxy)methane	0.76	U	0.95	0.76	0.30	ug/L		08/23/12 14:28	1
Bis(2-chloroethyl)ether	0.095	U	0.95	0.095	0.095	ug/L		08/23/12 14:28	1
Bis(2-ethylhexyl) phthalate	**1.1**	**J**	1.9	0.76	0.76	ug/L		08/23/12 14:28	1
4-Bromophenyl phenyl ether	0.76	U	1.9	0.76	0.76	ug/L		08/23/12 14:28	1
Butyl benzyl phthalate	0.76	U	0.95	0.76	0.76	ug/L		08/23/12 14:28	1
Carbazole	0.76	U	0.95	0.76	0.27	ug/L		08/23/12 14:28	1
4-Chloroaniline	0.76	U	1.9	0.76	0.76	ug/L		08/23/12 14:28	1
4-Chloro-3-methylphenol	0.76	U	1.9	0.76	0.76	ug/L		08/23/12 14:28	1
2-Chloronaphthalene	0.095	U	0.95	0.095	0.095	ug/L		08/23/12 14:28	1
2-Chlorophenol	0.76	U	0.95	0.76	0.28	ug/L		08/23/12 14:28	1
4-Chlorophenyl phenyl ether	0.76	U	1.9	0.76	0.29	ug/L		08/23/12 14:28	1
Chrysene	0.095	U	0.19	0.095	0.095	ug/L		08/23/12 14:28	1
Dibenz(a,h)anthracene	0.095	U	0.19	0.095	0.095	ug/L		08/23/12 14:28	1
Dibenzofuran	0.095	U	0.95	0.095	0.095	ug/L		08/23/12 14:28	1
1,2-Dichlorobenzene	0.76	U	0.95	0.76	0.28	ug/L		08/23/12 14:28	1
1,3-Dichlorobenzene	0.76	U	0.95	0.76	0.76	ug/L		08/23/12 14:28	1
1,4-Dichlorobenzene	0.76	U	0.95	0.76	0.32	ug/L		08/23/12 14:28	1
3,3'-Dichlorobenzidine	0.76	U	4.8	0.76	0.35	ug/L		08/23/12 14:28	1
2,4-Dichlorophenol	0.76	U	1.9	0.76	0.76	ug/L		08/23/12 14:28	1
Diethyl phthalate	0.76	U	0.95	0.76	0.57	ug/L		08/23/12 14:28	1
2,4-Dimethylphenol	0.76	U	1.9	0.76	0.76	ug/L		08/23/12 14:28	1
Dimethyl phthalate	0.76	U	0.95	0.76	0.28	ug/L		08/23/12 14:28	1
Di-n-butyl phthalate	0.76	U	0.95	0.76	0.64	ug/L		08/23/12 14:28	1
4,6-Dinitro-2-methylphenol	2.3	U	4.8	2.3	2.3	ug/L		08/23/12 14:28	1
2,4-Dinitrophenol	2.3	U	4.8	2.3	2.3	ug/L		08/23/12 14:28	1
Di-n-octyl phthalate	0.76	U	0.95	0.76	0.76	ug/L		08/23/12 14:28	1
Fluoranthene	0.095	U	0.19	0.095	0.095	ug/L		08/23/12 14:28	1
Fluorene	0.095	U	0.19	0.095	0.095	ug/L		08/23/12 14:28	1
Hexachlorobenzene	0.095	U	0.19	0.095	0.095	ug/L		08/23/12 14:28	1
Hexachlorobutadiene	0.76	U	0.95	0.76	0.26	ug/L		08/23/12 14:28	1
Hexachlorocyclopentadiene	0.76	U	9.5	0.76	0.76	ug/L		08/23/12 14:28	1
Hexachloroethane	0.76	U	0.95	0.76	0.76	ug/L		08/23/12 14:28	1
Indeno[1,2,3-cd]pyrene	0.095	U	0.19	0.095	0.095	ug/L		08/23/12 14:28	1
Isophorone	0.76	U	0.95	0.76	0.26	ug/L		08/23/12 14:28	1
2-Methylnaphthalene	0.095	U	0.19	0.095	0.095	ug/L		08/23/12 14:28	1
2-Methylphenol	0.76	U	0.95	0.76	0.76	ug/L		08/23/12 14:28	1
3 & 4 Methylphenol	0.76	U	1.9	0.76	0.76	ug/L		08/23/12 14:28	1
Naphthalene	**0.24**		0.19	0.095	0.095	ug/L		08/23/12 14:28	1
2-Nitroaniline	0.76	U	1.9	0.76	0.76	ug/L		08/23/12 14:28	1

Client: Environmental Quality Mgt., Inc.
Project/Site: RVAAP (OH)

TestAmerica Job ID: 240-13518-2

Client Sample ID: FWGNTAMW-119-0126-GW
Date Collected: 07/25/12 10:42
Date Received: 07/26/12 08:00

Lab Sample ID: 240-13518-18
Matrix: Water

Method: 8270C/DoD - Semivolatile Organic Compounds (GC/MS) (Continued)

Analyte	Result	Qualifier	LOQ	LOD	DL	Unit	D	Analyzed	Dil Fac
3-Nitroaniline	0.76	U	1.9	0.76	0.27	ug/L		08/23/12 14:28	1
4-Nitroaniline	0.76	U	1.9	0.76	0.76	ug/L		08/23/12 14:28	1
2-Nitrophenol	0.76	U	1.9	0.76	0.27	ug/L		08/23/12 14:28	1
4-Nitrophenol	2.3	U	4.8	2.3	2.3	ug/L		08/23/12 14:28	1
N-Nitrosodi-n-propylamine	0.76	U	0.95	0.76	0.76	ug/L		08/23/12 14:28	1
N-Nitrosodiphenylamine	0.76	U	0.95	0.76	0.30	ug/L		08/23/12 14:28	1
2,2'-oxybis[1-chloropropane]	0.76	U	0.95	0.76	0.38	ug/L		08/23/12 14:28	1
Pentachlorophenol	2.3	U	4.8	2.3	2.3	ug/L		08/23/12 14:28	1
Phenanthrene	0.095	U	0.19	0.095	0.095	ug/L		08/23/12 14:28	1
Phenol	0.76	U	0.95	0.76	0.57	ug/L		08/23/12 14:28	1
Pyrene	0.095	U	0.19	0.095	0.095	ug/L		08/23/12 14:28	1
1,2,4-Trichlorobenzene	0.76	U	0.95	0.76	0.27	ug/L		08/23/12 14:28	1
2,4,5-Trichlorophenol	0.76	U	4.8	0.76	0.29	ug/L		08/23/12 14:28	1
2,4,6-Trichlorophenol	0.76	U	4.8	0.76	0.76	ug/L		08/23/12 14:28	1

Surrogate	*%Recovery*	*Qualifier*	*Limits*	*Prepared*	*Analyzed*	*Dil Fac*
2-Fluorobiphenyl (Surr)	*54*		*50 - 110*	*07/27/12 10:53*	*08/23/12 14:28*	*1*
2-Fluorophenol (Surr)	*66*		*20 - 110*	*07/27/12 10:53*	*08/23/12 14:28*	*1*
Nitrobenzene-d5 (Surr)	*56*		*40 - 110*	*07/27/12 10:53*	*08/23/12 14:28*	*1*
Phenol-d5 (Surr)	*68*		*10 - 115*	*07/27/12 10:53*	*08/23/12 14:28*	*1*
Terphenyl-d14 (Surr)	*57*		*50 - 135*	*07/27/12 10:53*	*08/23/12 14:28*	*1*
2,4,6-Tribromophenol (Surr)	*76*		*40 - 125*	*07/27/12 10:53*	*08/23/12 14:28*	*1*

Client Sample ID: FWGFWGMW-003-0083-GW
Date Collected: 07/25/12 12:12
Date Received: 07/26/12 08:00

Lab Sample ID: 240-13518-20
Matrix: Water

Method: 8270C/DoD - Semivolatile Organic Compounds (GC/MS)

Analyte	Result	Qualifier	LOQ	LOD	DL	Unit	D	Analyzed	Dil Fac
Acenaphthene	0.11	U	0.21	0.11	0.11	ug/L		08/23/12 14:47	1
Acenaphthylene	0.11	U	0.21	0.11	0.11	ug/L		08/23/12 14:47	1
Anthracene	0.11	U	0.21	0.11	0.11	ug/L		08/23/12 14:47	1
Benzo[a]anthracene	0.11	U	0.21	0.11	0.11	ug/L		08/23/12 14:47	1
Benzo[a]pyrene	0.11	U	0.21	0.11	0.11	ug/L		08/23/12 14:47	1
Benzo[b]fluoranthene	0.11	U	0.21	0.11	0.11	ug/L		08/23/12 14:47	1
Benzo[g,h,i]perylene	0.11	U	0.21	0.11	0.11	ug/L		08/23/12 14:47	1
Benzoic acid	11	U	26	11	11	ug/L		08/23/12 14:47	1
Benzo[k]fluoranthene	0.11	U	0.21	0.11	0.11	ug/L		08/23/12 14:47	1
Benzyl alcohol	0.84	U	5.3	0.84	0.40	ug/L		08/23/12 14:47	1
Bis(2-chloroethoxy)methane	0.84	U	1.1	0.84	0.34	ug/L		08/23/12 14:47	1
Bis(2-chloroethyl)ether	0.11	U	1.1	0.11	0.11	ug/L		08/23/12 14:47	1
Bis(2-ethylhexyl) phthalate	**2.2**		2.1	0.84	0.84	ug/L		08/23/12 14:47	1
4-Bromophenyl phenyl ether	0.84	U	2.1	0.84	0.84	ug/L		08/23/12 14:47	1
Butyl benzyl phthalate	0.84	U	1.1	0.84	0.84	ug/L		08/23/12 14:47	1
Carbazole	0.84	U	1.1	0.84	0.29	ug/L		08/23/12 14:47	1
4-Chloroaniline	0.84	U	2.1	0.84	0.84	ug/L		08/23/12 14:47	1
4-Chloro-3-methylphenol	0.84	U	2.1	0.84	0.84	ug/L		08/23/12 14:47	1
2-Chloronaphthalene	0.11	U	1.1	0.11	0.11	ug/L		08/23/12 14:47	1
2-Chlorophenol	0.84	U	1.1	0.84	0.31	ug/L		08/23/12 14:47	1
4-Chlorophenyl phenyl ether	0.84	U	2.1	0.84	0.32	ug/L		08/23/12 14:47	1
Chrysene	0.11	U	0.21	0.11	0.11	ug/L		08/23/12 14:47	1
Dibenz(a,h)anthracene	0.11	U	0.21	0.11	0.11	ug/L		08/23/12 14:47	1
Dibenzofuran	0.11	U	1.1	0.11	0.11	ug/L		08/23/12 14:47	1
1,2-Dichlorobenzene	0.84	U	1.1	0.84	0.31	ug/L		08/23/12 14:47	1
1,3-Dichlorobenzene	0.84	U	1.1	0.84	0.84	ug/L		08/23/12 14:47	1
1,4-Dichlorobenzene	0.84	U	1.1	0.84	0.36	ug/L		08/23/12 14:47	1
3,3'-Dichlorobenzidine	0.84	U	5.3	0.84	0.39	ug/L		08/23/12 14:47	1
2,4-Dichlorophenol	0.84	U	2.1	0.84	0.84	ug/L		08/23/12 14:47	1
Diethyl phthalate	0.84	U	1.1	0.84	0.63	ug/L		08/23/12 14:47	1
2,4-Dimethylphenol	0.84	U	2.1	0.84	0.84	ug/L		08/23/12 14:47	1
Dimethyl phthalate	0.84	U	1.1	0.84	0.31	ug/L		08/23/12 14:47	1
Di-n-butyl phthalate	0.84	U	1.1	0.84	0.71	ug/L		08/23/12 14:47	1
4,6-Dinitro-2-methylphenol	2.5	U	5.3	2.5	2.5	ug/L		08/23/12 14:47	1
2,4-Dinitrophenol	2.5	U	5.3	2.5	2.5	ug/L		08/23/12 14:47	1
Di-n-octyl phthalate	0.84	U	1.1	0.84	0.84	ug/L		08/23/12 14:47	1
Fluoranthene	0.11	U	0.21	0.11	0.11	ug/L		08/23/12 14:47	1
Fluorene	0.11	U	0.21	0.11	0.11	ug/L		08/23/12 14:47	1
Hexachlorobenzene	0.11	U	0.21	0.11	0.11	ug/L		08/23/12 14:47	1
Hexachlorobutadiene	0.84	U	1.1	0.84	0.28	ug/L		08/23/12 14:47	1
Hexachlorocyclopentadiene	0.84	U	11	0.84	0.84	ug/L		08/23/12 14:47	1
Hexachloroethane	0.84	U	1.1	0.84	0.84	ug/L		08/23/12 14:47	1
Indeno[1,2,3-cd]pyrene	0.11	U	0.21	0.11	0.11	ug/L		08/23/12 14:47	1
Isophorone	0.84	U	1.1	0.84	0.28	ug/L		08/23/12 14:47	1
2-Methylnaphthalene	0.11	U	0.21	0.11	0.11	ug/L		08/23/12 14:47	1
2-Methylphenol	0.84	U	1.1	0.84	0.84	ug/L		08/23/12 14:47	1
3 & 4 Methylphenol	0.84	U	2.1	0.84	0.84	ug/L		08/23/12 14:47	1
Naphthalene	**0.27**		0.21	0.11	0.11	ug/L		08/23/12 14:47	1
2-Nitroaniline	0.84	U	2.1	0.84	0.84	ug/L		08/23/12 14:47	1

Client Sample ID: FWGFWGMW-003-0083-GW
Lab Sample ID: 240-13518-20
Date Collected: 07/25/12 12:12
Matrix: Water
Date Received: 07/26/12 08:00

Method: 8270C/DoD - Semivolatile Organic Compounds (GC/MS) (Continued)

Analyte	Result	Qualifier	LOQ	LOD	DL	Unit	D	Analyzed	Dil Fac
3-Nitroaniline	0.84	U	2.1	0.84	0.29	ug/L		08/23/12 14:47	1
4-Nitroaniline	0.84	U	2.1	0.84	0.84	ug/L		08/23/12 14:47	1
2-Nitrophenol	0.84	U	2.1	0.84	0.29	ug/L		08/23/12 14:47	1
4-Nitrophenol	2.5	U	5.3	2.5	2.5	ug/L		08/23/12 14:47	1
N-Nitrosodi-n-propylamine	0.84	U	1.1	0.84	0.84	ug/L		08/23/12 14:47	1
N-Nitrosodiphenylamine	0.84	U	1.1	0.84	0.33	ug/L		08/23/12 14:47	1
2,2'-oxybis[1-chloropropane]	0.84	U	1.1	0.84	0.42	ug/L		08/23/12 14:47	1
Pentachlorophenol	2.5	U	5.3	2.5	2.5	ug/L		08/23/12 14:47	1
Phenanthrene	0.11	U	0.21	0.11	0.11	ug/L		08/23/12 14:47	1
Phenol	0.84	U	1.1	0.84	0.63	ug/L		08/23/12 14:47	1
Pyrene	0.11	U	0.21	0.11	0.11	ug/L		08/23/12 14:47	1
1,2,4-Trichlorobenzene	0.84	U	1.1	0.84	0.29	ug/L		08/23/12 14:47	1
2,4,5-Trichlorophenol	0.84	U	5.3	0.84	0.32	ug/L		08/23/12 14:47	1
2,4,6-Trichlorophenol	0.84	U	5.3	0.84	0.84	ug/L		08/23/12 14:47	1

Surrogate	*%Recovery*	*Qualifier*	*Limits*	*Prepared*	*Analyzed*	*Dil Fac*
2-Fluorobiphenyl (Surr)	*59*		*50 - 110*	*07/27/12 10:53*	*08/23/12 14:47*	*1*
2-Fluorophenol (Surr)	*72*		*20 - 110*	*07/27/12 10:53*	*08/23/12 14:47*	*1*
Nitrobenzene-d5 (Surr)	*60*		*40 - 110*	*07/27/12 10:53*	*08/23/12 14:47*	*1*
Phenol-d5 (Surr)	*78*		*10 - 115*	*07/27/12 10:53*	*08/23/12 14:47*	*1*
Terphenyl-d14 (Surr)	*59*		*50 - 135*	*07/27/12 10:53*	*08/23/12 14:47*	*1*
2,4,6-Tribromophenol (Surr)	*85*		*40 - 125*	*07/27/12 10:53*	*08/23/12 14:47*	*1*

Client Sample ID: FWGFWGMW-015-0095-GW
Date Collected: 07/25/12 14:18
Date Received: 07/26/12 08:00

Lab Sample ID: 240-13518-22
Matrix: Water

Method: 8270C/DoD - Semivolatile Organic Compounds (GC/MS)

Analyte	Result	Qualifier	LOQ	LOD	DL	Unit	D	Analyzed	Dil Fac
Acenaphthene	0.11	U	0.22	0.11	0.11	ug/L		08/23/12 15:05	1
Acenaphthylene	0.11	U	0.22	0.11	0.11	ug/L		08/23/12 15:05	1
Anthracene	0.11	U	0.22	0.11	0.11	ug/L		08/23/12 15:05	1
Benzo[a]anthracene	0.11	U	0.22	0.11	0.11	ug/L		08/23/12 15:05	1
Benzo[a]pyrene	0.11	U	0.22	0.11	0.11	ug/L		08/23/12 15:05	1
Benzo[b]fluoranthene	0.11	U	0.22	0.11	0.11	ug/L		08/23/12 15:05	1
Benzo[g,h,i]perylene	0.11	U	0.22	0.11	0.11	ug/L		08/23/12 15:05	1
Benzoic acid	11	U	27	11	11	ug/L		08/23/12 15:05	1
Benzo[k]fluoranthene	0.11	U	0.22	0.11	0.11	ug/L		08/23/12 15:05	1
Benzyl alcohol	0.87	U	5.4	0.87	0.41	ug/L		08/23/12 15:05	1
Bis(2-chloroethoxy)methane	0.87	U	1.1	0.87	0.35	ug/L		08/23/12 15:05	1
Bis(2-chloroethyl)ether	0.11	U	1.1	0.11	0.11	ug/L		08/23/12 15:05	1
Bis(2-ethylhexyl) phthalate	**1.1**	**J**	2.2	0.87	0.87	ug/L		08/23/12 15:05	1
4-Bromophenyl phenyl ether	0.87	U	2.2	0.87	0.87	ug/L		08/23/12 15:05	1
Butyl benzyl phthalate	0.87	U	1.1	0.87	0.87	ug/L		08/23/12 15:05	1
Carbazole	0.87	U	1.1	0.87	0.30	ug/L		08/23/12 15:05	1
4-Chloroaniline	0.87	U	2.2	0.87	0.87	ug/L		08/23/12 15:05	1
4-Chloro-3-methylphenol	0.87	U	2.2	0.87	0.87	ug/L		08/23/12 15:05	1
2-Chloronaphthalene	0.11	U	1.1	0.11	0.11	ug/L		08/23/12 15:05	1
2-Chlorophenol	0.87	U	1.1	0.87	0.32	ug/L		08/23/12 15:05	1
4-Chlorophenyl phenyl ether	0.87	U	2.2	0.87	0.33	ug/L		08/23/12 15:05	1
Chrysene	0.11	U	0.22	0.11	0.11	ug/L		08/23/12 15:05	1
Dibenz(a,h)anthracene	0.11	U	0.22	0.11	0.11	ug/L		08/23/12 15:05	1
Dibenzofuran	0.11	U	1.1	0.11	0.11	ug/L		08/23/12 15:05	1
1,2-Dichlorobenzene	0.87	U	1.1	0.87	0.32	ug/L		08/23/12 15:05	1
1,3-Dichlorobenzene	0.87	U	1.1	0.87	0.87	ug/L		08/23/12 15:05	1
1,4-Dichlorobenzene	0.87	U	1.1	0.87	0.37	ug/L		08/23/12 15:05	1
3,3'-Dichlorobenzidine	0.87	U	5.4	0.87	0.40	ug/L		08/23/12 15:05	1
2,4-Dichlorophenol	0.87	U	2.2	0.87	0.87	ug/L		08/23/12 15:05	1
Diethyl phthalate	0.87	U	1.1	0.87	0.65	ug/L		08/23/12 15:05	1
2,4-Dimethylphenol	0.87	U	2.2	0.87	0.87	ug/L		08/23/12 15:05	1
Dimethyl phthalate	0.87	U	1.1	0.87	0.32	ug/L		08/23/12 15:05	1
Di-n-butyl phthalate	0.87	U	1.1	0.87	0.73	ug/L		08/23/12 15:05	1
4,6-Dinitro-2-methylphenol	2.6	U	5.4	2.6	2.6	ug/L		08/23/12 15:05	1
2,4-Dinitrophenol	2.6	U	5.4	2.6	2.6	ug/L		08/23/12 15:05	1
Di-n-octyl phthalate	0.87	U	1.1	0.87	0.87	ug/L		08/23/12 15:05	1
Fluoranthene	0.11	U	0.22	0.11	0.11	ug/L		08/23/12 15:05	1
Fluorene	0.11	U	0.22	0.11	0.11	ug/L		08/23/12 15:05	1
Hexachlorobenzene	0.11	U	0.22	0.11	0.11	ug/L		08/23/12 15:05	1
Hexachlorobutadiene	0.87	U	1.1	0.87	0.29	ug/L		08/23/12 15:05	1
Hexachlorocyclopentadiene	0.87	U	11	0.87	0.87	ug/L		08/23/12 15:05	1
Hexachloroethane	0.87	U	1.1	0.87	0.87	ug/L		08/23/12 15:05	1
Indeno[1,2,3-cd]pyrene	0.11	U	0.22	0.11	0.11	ug/L		08/23/12 15:05	1
Isophorone	0.87	U	1.1	0.87	0.29	ug/L		08/23/12 15:05	1
2-Methylnaphthalene	0.11	U	0.22	0.11	0.11	ug/L		08/23/12 15:05	1
2-Methylphenol	0.87	U	1.1	0.87	0.87	ug/L		08/23/12 15:05	1
3 & 4 Methylphenol	0.87	U	2.2	0.87	0.87	ug/L		08/23/12 15:05	1
Naphthalene	0.11	U	0.22	0.11	0.11	ug/L		08/23/12 15:05	1
2-Nitroaniline	0.87	U	2.2	0.87	0.87	ug/L		08/23/12 15:05	1

Client: Environmental Quality Mgt., Inc.
Project/Site: RVAAP (OH)

TestAmerica Job ID: 240-13518-2

Client Sample ID: FWGFWGMW-015-0095-GW
Date Collected: 07/25/12 14:18
Date Received: 07/26/12 08:00

Lab Sample ID: 240-13518-22
Matrix: Water

Method: 8270C/DoD - Semivolatile Organic Compounds (GC/MS) (Continued)

Analyte	Result	Qualifier	LOQ	LOD	DL	Unit	D	Analyzed	Dil Fac
3-Nitroaniline	0.87	U	2.2	0.87	0.30	ug/L		08/23/12 15:05	1
4-Nitroaniline	0.87	U	2.2	0.87	0.87	ug/L		08/23/12 15:05	1
2-Nitrophenol	0.87	U	2.2	0.87	0.30	ug/L		08/23/12 15:05	1
4-Nitrophenol	2.6	U	5.4	2.6	2.6	ug/L		08/23/12 15:05	1
N-Nitrosodi-n-propylamine	0.87	U	1.1	0.87	0.87	ug/L		08/23/12 15:05	1
N-Nitrosodiphenylamine	0.87	U	1.1	0.87	0.34	ug/L		08/23/12 15:05	1
2,2'-oxybis[1-chloropropane]	0.87	U	1.1	0.87	0.43	ug/L		08/23/12 15:05	1
Pentachlorophenol	2.6	U	5.4	2.6	2.6	ug/L		08/23/12 15:05	1
Phenanthrene	0.11	U	0.22	0.11	0.11	ug/L		08/23/12 15:05	1
Phenol	0.87	U	1.1	0.87	0.65	ug/L		08/23/12 15:05	1
Pyrene	0.11	U	0.22	0.11	0.11	ug/L		08/23/12 15:05	1
1,2,4-Trichlorobenzene	0.87	U	1.1	0.87	0.30	ug/L		08/23/12 15:05	1
2,4,5-Trichlorophenol	0.87	U	5.4	0.87	0.33	ug/L		08/23/12 15:05	1
2,4,6-Trichlorophenol	0.87	U	5.4	0.87	0.87	ug/L		08/23/12 15:05	1

Surrogate	*%Recovery*	*Qualifier*	*Limits*	*Prepared*	*Analyzed*	*Dil Fac*
2-Fluorobiphenyl (Surr)	*63*		*50 - 110*	*07/27/12 10:53*	*08/23/12 15:05*	*1*
2-Fluorophenol (Surr)	*73*		*20 - 110*	*07/27/12 10:53*	*08/23/12 15:05*	*1*
Nitrobenzene-d5 (Surr)	*61*		*40 - 110*	*07/27/12 10:53*	*08/23/12 15:05*	*1*
Phenol-d5 (Surr)	*77*		*10 - 115*	*07/27/12 10:53*	*08/23/12 15:05*	*1*
Terphenyl-d14 (Surr)	*85*		*50 - 135*	*07/27/12 10:53*	*08/23/12 15:05*	*1*
2,4,6-Tribromophenol (Surr)	*91*		*40 - 125*	*07/27/12 10:53*	*08/23/12 15:05*	*1*

Client Sample ID: FWGFWGMW-016-0096-GW
Date Collected: 07/25/12 15:34
Date Received: 07/26/12 08:00

Lab Sample ID: 240-13518-24
Matrix: Water

Method: 8270C/DoD - Semivolatile Organic Compounds (GC/MS)

Analyte	Result	Qualifier	LOQ	LOD	DL	Unit	D	Analyzed	Dil Fac
Acenaphthene	0.10	U	0.20	0.10	0.10	ug/L		08/23/12 15:23	1
Acenaphthylene	0.10	U	0.20	0.10	0.10	ug/L		08/23/12 15:23	1
Anthracene	0.10	U	0.20	0.10	0.10	ug/L		08/23/12 15:23	1
Benzo[a]anthracene	0.10	U	0.20	0.10	0.10	ug/L		08/23/12 15:23	1
Benzo[a]pyrene	0.10	U	0.20	0.10	0.10	ug/L		08/23/12 15:23	1
Benzo[b]fluoranthene	0.10	U	0.20	0.10	0.10	ug/L		08/23/12 15:23	1
Benzo[g,h,i]perylene	0.10	U	0.20	0.10	0.10	ug/L		08/23/12 15:23	1
Benzoic acid	10	U	25	10	10	ug/L		08/23/12 15:23	1
Benzo[k]fluoranthene	0.10	U	0.20	0.10	0.10	ug/L		08/23/12 15:23	1
Benzyl alcohol	0.80	U	5.0	0.80	0.38	ug/L		08/23/12 15:23	1
Bis(2-chloroethoxy)methane	0.80	U	1.0	0.80	0.32	ug/L		08/23/12 15:23	1
Bis(2-chloroethyl)ether	0.10	U	1.0	0.10	0.10	ug/L		08/23/12 15:23	1
Bis(2-ethylhexyl) phthalate	**1.2**	**J**	2.0	0.80	0.80	ug/L		08/23/12 15:23	1
4-Bromophenyl phenyl ether	0.80	U	2.0	0.80	0.80	ug/L		08/23/12 15:23	1
Butyl benzyl phthalate	0.80	U	1.0	0.80	0.80	ug/L		08/23/12 15:23	1
Carbazole	0.80	U	1.0	0.80	0.28	ug/L		08/23/12 15:23	1
4-Chloroaniline	0.80	U	2.0	0.80	0.80	ug/L		08/23/12 15:23	1
4-Chloro-3-methylphenol	0.80	U	2.0	0.80	0.80	ug/L		08/23/12 15:23	1
2-Chloronaphthalene	0.10	U	1.0	0.10	0.10	ug/L		08/23/12 15:23	1
2-Chlorophenol	0.80	U	1.0	0.80	0.29	ug/L		08/23/12 15:23	1
4-Chlorophenyl phenyl ether	0.80	U	2.0	0.80	0.30	ug/L		08/23/12 15:23	1
Chrysene	0.10	U	0.20	0.10	0.10	ug/L		08/23/12 15:23	1
Dibenz(a,h)anthracene	0.10	U	0.20	0.10	0.10	ug/L		08/23/12 15:23	1
Dibenzofuran	0.10	U	1.0	0.10	0.10	ug/L		08/23/12 15:23	1
1,2-Dichlorobenzene	0.80	U	1.0	0.80	0.29	ug/L		08/23/12 15:23	1
1,3-Dichlorobenzene	0.80	U	1.0	0.80	0.80	ug/L		08/23/12 15:23	1
1,4-Dichlorobenzene	0.80	U	1.0	0.80	0.34	ug/L		08/23/12 15:23	1
3,3'-Dichlorobenzidine	0.80	U	5.0	0.80	0.37	ug/L		08/23/12 15:23	1
2,4-Dichlorophenol	0.80	U	2.0	0.80	0.80	ug/L		08/23/12 15:23	1
Diethyl phthalate	0.80	U	1.0	0.80	0.60	ug/L		08/23/12 15:23	1
2,4-Dimethylphenol	0.80	U	2.0	0.80	0.80	ug/L		08/23/12 15:23	1
Dimethyl phthalate	0.80	U	1.0	0.80	0.29	ug/L		08/23/12 15:23	1
Di-n-butyl phthalate	0.80	U	1.0	0.80	0.67	ug/L		08/23/12 15:23	1
4,6-Dinitro-2-methylphenol	2.4	U	5.0	2.4	2.4	ug/L		08/23/12 15:23	1
2,4-Dinitrophenol	2.4	U	5.0	2.4	2.4	ug/L		08/23/12 15:23	1
Di-n-octyl phthalate	0.80	U	1.0	0.80	0.80	ug/L		08/23/12 15:23	1
Fluoranthene	0.10	U	0.20	0.10	0.10	ug/L		08/23/12 15:23	1
Fluorene	0.10	U	0.20	0.10	0.10	ug/L		08/23/12 15:23	1
Hexachlorobenzene	0.10	U	0.20	0.10	0.10	ug/L		08/23/12 15:23	1
Hexachlorobutadiene	0.80	U	1.0	0.80	0.27	ug/L		08/23/12 15:23	1
Hexachlorocyclopentadiene	0.80	U	10	0.80	0.80	ug/L		08/23/12 15:23	1
Hexachloroethane	0.80	U	1.0	0.80	0.80	ug/L		08/23/12 15:23	1
Indeno[1,2,3-cd]pyrene	0.10	U	0.20	0.10	0.10	ug/L		08/23/12 15:23	1
Isophorone	0.80	U	1.0	0.80	0.27	ug/L		08/23/12 15:23	1
2-Methylnaphthalene	0.10	U	0.20	0.10	0.10	ug/L		08/23/12 15:23	1
2-Methylphenol	0.80	U	1.0	0.80	0.80	ug/L		08/23/12 15:23	1
3 & 4 Methylphenol	0.80	U	2.0	0.80	0.80	ug/L		08/23/12 15:23	1
Naphthalene	0.10	U	0.20	0.10	0.10	ug/L		08/23/12 15:23	1
2-Nitroaniline	0.80	U	2.0	0.80	0.80	ug/L		08/23/12 15:23	1

Client: Environmental Quality Mgt., Inc.
Project/Site: RVAAP (OH)

TestAmerica Job ID: 240-13518-2

Client Sample ID: FWGFWGMW-016-0096-GW
Date Collected: 07/25/12 15:34
Date Received: 07/26/12 08:00

Lab Sample ID: 240-13518-24
Matrix: Water

Method: 8270C/DoD - Semivolatile Organic Compounds (GC/MS) (Continued)

Analyte	Result	Qualifier	LOQ	LOD	DL	Unit	D	Analyzed	Dil Fac
3-Nitroaniline	0.80	U	2.0	0.80	0.28	ug/L		08/23/12 15:23	1
4-Nitroaniline	0.80	U	2.0	0.80	0.80	ug/L		08/23/12 15:23	1
2-Nitrophenol	0.80	U	2.0	0.80	0.28	ug/L		08/23/12 15:23	1
4-Nitrophenol	2.4	U	5.0	2.4	2.4	ug/L		08/23/12 15:23	1
N-Nitrosodi-n-propylamine	0.80	U	1.0	0.80	0.80	ug/L		08/23/12 15:23	1
N-Nitrosodiphenylamine	0.80	U	1.0	0.80	0.31	ug/L		08/23/12 15:23	1
2,2'-oxybis[1-chloropropane]	0.80	U	1.0	0.80	0.40	ug/L		08/23/12 15:23	1
Pentachlorophenol	2.4	U	5.0	2.4	2.4	ug/L		08/23/12 15:23	1
Phenanthrene	0.10	U	0.20	0.10	0.10	ug/L		08/23/12 15:23	1
Phenol	0.80	U	1.0	0.80	0.60	ug/L		08/23/12 15:23	1
Pyrene	0.10	U	0.20	0.10	0.10	ug/L		08/23/12 15:23	1
1,2,4-Trichlorobenzene	0.80	U	1.0	0.80	0.28	ug/L		08/23/12 15:23	1
2,4,5-Trichlorophenol	0.80	U	5.0	0.80	0.30	ug/L		08/23/12 15:23	1
2,4,6-Trichlorophenol	0.80	U	5.0	0.80	0.80	ug/L		08/23/12 15:23	1

Surrogate	*%Recovery*	*Qualifier*	*Limits*	*Prepared*	*Analyzed*	*Dil Fac*
2-Fluorobiphenyl (Surr)	*54*		*50 - 110*	*07/27/12 10:53*	*08/23/12 15:23*	*1*
2-Fluorophenol (Surr)	*67*		*20 - 110*	*07/27/12 10:53*	*08/23/12 15:23*	*1*
Nitrobenzene-d5 (Surr)	*58*		*40 - 110*	*07/27/12 10:53*	*08/23/12 15:23*	*1*
Phenol-d5 (Surr)	*68*		*10 - 115*	*07/27/12 10:53*	*08/23/12 15:23*	*1*
Terphenyl-d14 (Surr)	*81*		*50 - 135*	*07/27/12 10:53*	*08/23/12 15:23*	*1*
2,4,6-Tribromophenol (Surr)	*73*		*40 - 125*	*07/27/12 10:53*	*08/23/12 15:23*	*1*

Client: Environmental Quality Mgt., Inc.
Project/Site: RVAAP (OH)

TestAmerica Job ID: 240-13518-2

Client Sample ID: FWGBKGMW-021C-0069-GW
Date Collected: 07/25/12 09:23
Date Received: 07/26/12 08:00

Lab Sample ID: 240-13518-27
Matrix: Water

Method: 8270C/DoD - Semivolatile Organic Compounds (GC/MS)

Analyte	Result	Qualifier	LOQ	LOD	DL	Unit	D	Analyzed	Dil Fac
Bis(2-ethylhexyl) phthalate	**1.1**	**J**	1.9	0.76	0.76	ug/L		08/23/12 15:42	1
Butyl benzyl phthalate	0.76	U	0.95	0.76	0.76	ug/L		08/23/12 15:42	1
Diethyl phthalate	0.76	U	0.95	0.76	0.57	ug/L		08/23/12 15:42	1
Dimethyl phthalate	0.76	U	0.95	0.76	0.28	ug/L		08/23/12 15:42	1
Di-n-butyl phthalate	0.76	U	0.95	0.76	0.64	ug/L		08/23/12 15:42	1
Di-n-octyl phthalate	0.76	U	0.95	0.76	0.76	ug/L		08/23/12 15:42	1

Surrogate	*%Recovery*	*Qualifier*	*Limits*	*Prepared*	*Analyzed*	*Dil Fac*
2-Fluorobiphenyl (Surr)	*57*		*50 - 110*	*07/27/12 10:53*	*08/23/12 15:42*	*1*
2-Fluorophenol (Surr)	*66*		*20 - 110*	*07/27/12 10:53*	*08/23/12 15:42*	*1*
Nitrobenzene-d5 (Surr)	*60*		*40 - 110*	*07/27/12 10:53*	*08/23/12 15:42*	*1*
Phenol-d5 (Surr)	*70*		*10 - 115*	*07/27/12 10:53*	*08/23/12 15:42*	*1*
Terphenyl-d14 (Surr)	*79*		*50 - 135*	*07/27/12 10:53*	*08/23/12 15:42*	*1*
2,4,6-Tribromophenol (Surr)	*84*		*40 - 125*	*07/27/12 10:53*	*08/23/12 15:42*	*1*

Client Sample ID: FWGFWGMW-002-0082-GW
Date Collected: 07/25/12 10:29
Date Received: 07/26/12 08:00

Lab Sample ID: 240-13518-29
Matrix: Water

Method: 8270C/DoD - Semivolatile Organic Compounds (GC/MS)

Analyte	Result	Qualifier	LOQ	LOD	DL	Unit	D	Analyzed	Dil Fac
Acenaphthene	0.095	U	0.19	0.095	0.095	ug/L		08/27/12 15:47	1
Acenaphthylene	0.095	U	0.19	0.095	0.095	ug/L		08/27/12 15:47	1
Anthracene	0.095	U	0.19	0.095	0.095	ug/L		08/27/12 15:47	1
Benzo[a]anthracene	0.095	U	0.19	0.095	0.095	ug/L		08/27/12 15:47	1
Benzo[a]pyrene	0.095	U	0.19	0.095	0.095	ug/L		08/27/12 15:47	1
Benzo[b]fluoranthene	0.095	U	0.19	0.095	0.095	ug/L		08/27/12 15:47	1
Benzo[g,h,i]perylene	0.095	U	0.19	0.095	0.095	ug/L		08/27/12 15:47	1
Benzoic acid	9.5	U	24	9.5	9.5	ug/L		08/27/12 15:47	1
Benzo[k]fluoranthene	0.095	U	0.19	0.095	0.095	ug/L		08/27/12 15:47	1
Benzyl alcohol	0.76	U	4.8	0.76	0.36	ug/L		08/27/12 15:47	1
Bis(2-chloroethoxy)methane	0.76	U	0.95	0.76	0.30	ug/L		08/27/12 15:47	1
Bis(2-chloroethyl)ether	0.095	U	0.95	0.095	0.095	ug/L		08/27/12 15:47	1
Bis(2-ethylhexyl) phthalate	**1.5**	**J**	1.9	0.76	0.76	ug/L		08/27/12 15:47	1
4-Bromophenyl phenyl ether	0.76	U	1.9	0.76	0.76	ug/L		08/27/12 15:47	1
Butyl benzyl phthalate	0.76	U	0.95	0.76	0.76	ug/L		08/27/12 15:47	1
Carbazole	0.76	U	0.95	0.76	0.27	ug/L		08/27/12 15:47	1
4-Chloroaniline	0.76	U	1.9	0.76	0.76	ug/L		08/27/12 15:47	1
4-Chloro-3-methylphenol	0.76	U	1.9	0.76	0.76	ug/L		08/27/12 15:47	1
2-Chloronaphthalene	0.095	U	0.95	0.095	0.095	ug/L		08/27/12 15:47	1
2-Chlorophenol	0.76	U	0.95	0.76	0.28	ug/L		08/27/12 15:47	1
4-Chlorophenyl phenyl ether	0.76	U	1.9	0.76	0.29	ug/L		08/27/12 15:47	1
Chrysene	0.095	U	0.19	0.095	0.095	ug/L		08/27/12 15:47	1
Dibenz(a,h)anthracene	0.095	U	0.19	0.095	0.095	ug/L		08/27/12 15:47	1
Dibenzofuran	0.095	U	0.95	0.095	0.095	ug/L		08/27/12 15:47	1
1,2-Dichlorobenzene	0.76	U	0.95	0.76	0.28	ug/L		08/27/12 15:47	1
1,3-Dichlorobenzene	0.76	U	0.95	0.76	0.76	ug/L		08/27/12 15:47	1
1,4-Dichlorobenzene	0.76	U	0.95	0.76	0.32	ug/L		08/27/12 15:47	1
3,3'-Dichlorobenzidine	0.76	U	4.8	0.76	0.35	ug/L		08/27/12 15:47	1
2,4-Dichlorophenol	0.76	U	1.9	0.76	0.76	ug/L		08/27/12 15:47	1
Diethyl phthalate	0.76	U	0.95	0.76	0.57	ug/L		08/27/12 15:47	1
2,4-Dimethylphenol	0.76	U	1.9	0.76	0.76	ug/L		08/27/12 15:47	1
Dimethyl phthalate	0.76	U	0.95	0.76	0.28	ug/L		08/27/12 15:47	1
Di-n-butyl phthalate	0.76	U	0.95	0.76	0.64	ug/L		08/27/12 15:47	1
4,6-Dinitro-2-methylphenol	2.3	U	4.8	2.3	2.3	ug/L		08/27/12 15:47	1
2,4-Dinitrophenol	2.3	U	4.8	2.3	2.3	ug/L		08/27/12 15:47	1
Di-n-octyl phthalate	0.76	U	0.95	0.76	0.76	ug/L		08/27/12 15:47	1
Fluoranthene	0.095	U	0.19	0.095	0.095	ug/L		08/27/12 15:47	1
Fluorene	0.095	U	0.19	0.095	0.095	ug/L		08/27/12 15:47	1
Hexachlorobenzene	0.095	U	0.19	0.095	0.095	ug/L		08/27/12 15:47	1
Hexachlorobutadiene	0.76	U	0.95	0.76	0.26	ug/L		08/27/12 15:47	1
Hexachlorocyclopentadiene	0.76	U	9.5	0.76	0.76	ug/L		08/27/12 15:47	1
Hexachloroethane	0.76	U	0.95	0.76	0.76	ug/L		08/27/12 15:47	1
Indeno[1,2,3-cd]pyrene	0.095	U	0.19	0.095	0.095	ug/L		08/27/12 15:47	1
Isophorone	0.76	U	0.95	0.76	0.26	ug/L		08/27/12 15:47	1
2-Methylnaphthalene	0.095	U	0.19	0.095	0.095	ug/L		08/27/12 15:47	1
2-Methylphenol	0.76	U	0.95	0.76	0.76	ug/L		08/27/12 15:47	1
3 & 4 Methylphenol	0.76	U	1.9	0.76	0.76	ug/L		08/27/12 15:47	1
Naphthalene	0.095	U	0.19	0.095	0.095	ug/L		08/27/12 15:47	1
2-Nitroaniline	0.76	U	1.9	0.76	0.76	ug/L		08/27/12 15:47	1

Client: Environmental Quality Mgt., Inc.
Project/Site: RVAAP (OH)

TestAmerica Job ID: 240-13518-2

Client Sample ID: FWGFWGMW-002-0082-GW
Date Collected: 07/25/12 10:29
Date Received: 07/26/12 08:00

Lab Sample ID: 240-13518-29
Matrix: Water

Method: 8270C/DoD - Semivolatile Organic Compounds (GC/MS) (Continued)

Analyte	Result	Qualifier	LOQ	LOD	DL	Unit	D	Analyzed	Dil Fac
3-Nitroaniline	0.76	U	1.9	0.76	0.27	ug/L		08/27/12 15:47	1
4-Nitroaniline	0.76	U	1.9	0.76	0.76	ug/L		08/27/12 15:47	1
2-Nitrophenol	0.76	U	1.9	0.76	0.27	ug/L		08/27/12 15:47	1
4-Nitrophenol	2.3	U	4.8	2.3	2.3	ug/L		08/27/12 15:47	1
N-Nitrosodi-n-propylamine	0.76	U	0.95	0.76	0.76	ug/L		08/27/12 15:47	1
N-Nitrosodiphenylamine	0.76	U	0.95	0.76	0.30	ug/L		08/27/12 15:47	1
2,2'-oxybis[1-chloropropane]	0.76	U	0.95	0.76	0.38	ug/L		08/27/12 15:47	1
Pentachlorophenol	2.3	U	4.8	2.3	2.3	ug/L		08/27/12 15:47	1
Phenanthrene	0.095	U	0.19	0.095	0.095	ug/L		08/27/12 15:47	1
Phenol	0.76	U	0.95	0.76	0.57	ug/L		08/27/12 15:47	1
Pyrene	0.095	U	0.19	0.095	0.095	ug/L		08/27/12 15:47	1
1,2,4-Trichlorobenzene	0.76	U	0.95	0.76	0.27	ug/L		08/27/12 15:47	1
2,4,5-Trichlorophenol	0.76	U	4.8	0.76	0.29	ug/L		08/27/12 15:47	1
2,4,6-Trichlorophenol	0.76	U	4.8	0.76	0.76	ug/L		08/27/12 15:47	1

Surrogate	*%Recovery*	*Qualifier*	*Limits*	*Prepared*	*Analyzed*	*Dil Fac*
2-Fluorobiphenyl (Surr)	*51*		*50 - 110*	*07/27/12 10:53*	*08/27/12 15:47*	*1*
2-Fluorophenol (Surr)	*61*		*20 - 110*	*07/27/12 10:53*	*08/27/12 15:47*	*1*
Nitrobenzene-d5 (Surr)	*56*		*40 - 110*	*07/27/12 10:53*	*08/27/12 15:47*	*1*
Phenol-d5 (Surr)	*65*		*10 - 115*	*07/27/12 10:53*	*08/27/12 15:47*	*1*
Terphenyl-d14 (Surr)	*66*		*50 - 135*	*07/27/12 10:53*	*08/27/12 15:47*	*1*
2,4,6-Tribromophenol (Surr)	*66*		*40 - 125*	*07/27/12 10:53*	*08/27/12 15:47*	*1*

Client Sample ID: FWGFWGMW-001-0081-GW
Date Collected: 07/25/12 12:03
Date Received: 07/26/12 08:00

Lab Sample ID: 240-13518-31
Matrix: Water

Method: 8270C/DoD - Semivolatile Organic Compounds (GC/MS)

Analyte	Result	Qualifier	LOQ	LOD	DL	Unit	D	Analyzed	Dil Fac
Acenaphthene	0.095	U	0.19	0.095	0.095	ug/L		08/27/12 16:06	1
Acenaphthylene	0.095	U	0.19	0.095	0.095	ug/L		08/27/12 16:06	1
Anthracene	0.095	U	0.19	0.095	0.095	ug/L		08/27/12 16:06	1
Benzo[a]anthracene	0.095	U	0.19	0.095	0.095	ug/L		08/27/12 16:06	1
Benzo[a]pyrene	0.095	U	0.19	0.095	0.095	ug/L		08/27/12 16:06	1
Benzo[b]fluoranthene	0.095	U	0.19	0.095	0.095	ug/L		08/27/12 16:06	1
Benzo[g,h,i]perylene	0.095	U	0.19	0.095	0.095	ug/L		08/27/12 16:06	1
Benzoic acid	9.5	U	24	9.5	9.5	ug/L		08/27/12 16:06	1
Benzo[k]fluoranthene	0.095	U	0.19	0.095	0.095	ug/L		08/27/12 16:06	1
Benzyl alcohol	0.76	U	4.8	0.76	0.36	ug/L		08/27/12 16:06	1
Bis(2-chloroethoxy)methane	0.76	U	0.95	0.76	0.30	ug/L		08/27/12 16:06	1
Bis(2-chloroethyl)ether	0.095	U	0.95	0.095	0.095	ug/L		08/27/12 16:06	1
Bis(2-ethylhexyl) phthalate	**2.9**		1.9	0.76	0.76	ug/L		08/27/12 16:06	1
4-Bromophenyl phenyl ether	0.76	U	1.9	0.76	0.76	ug/L		08/27/12 16:06	1
Butyl benzyl phthalate	0.76	U	0.95	0.76	0.76	ug/L		08/27/12 16:06	1
Carbazole	0.76	U	0.95	0.76	0.27	ug/L		08/27/12 16:06	1
4-Chloroaniline	0.76	U	1.9	0.76	0.76	ug/L		08/27/12 16:06	1
4-Chloro-3-methylphenol	0.76	U	1.9	0.76	0.76	ug/L		08/27/12 16:06	1
2-Chloronaphthalene	0.095	U	0.95	0.095	0.095	ug/L		08/27/12 16:06	1
2-Chlorophenol	0.76	U	0.95	0.76	0.28	ug/L		08/27/12 16:06	1
4-Chlorophenyl phenyl ether	0.76	U	1.9	0.76	0.29	ug/L		08/27/12 16:06	1
Chrysene	0.095	U	0.19	0.095	0.095	ug/L		08/27/12 16:06	1
Dibenz(a,h)anthracene	0.095	U	0.19	0.095	0.095	ug/L		08/27/12 16:06	1
Dibenzofuran	0.095	U	0.95	0.095	0.095	ug/L		08/27/12 16:06	1
1,2-Dichlorobenzene	0.76	U	0.95	0.76	0.28	ug/L		08/27/12 16:06	1
1,3-Dichlorobenzene	0.76	U	0.95	0.76	0.76	ug/L		08/27/12 16:06	1
1,4-Dichlorobenzene	0.76	U	0.95	0.76	0.32	ug/L		08/27/12 16:06	1
3,3'-Dichlorobenzidine	0.76	U	4.8	0.76	0.35	ug/L		08/27/12 16:06	1
2,4-Dichlorophenol	0.76	U	1.9	0.76	0.76	ug/L		08/27/12 16:06	1
Diethyl phthalate	0.76	U	0.95	0.76	0.57	ug/L		08/27/12 16:06	1
2,4-Dimethylphenol	0.76	U	1.9	0.76	0.76	ug/L		08/27/12 16:06	1
Dimethyl phthalate	0.76	U	0.95	0.76	0.28	ug/L		08/27/12 16:06	1
Di-n-butyl phthalate	0.76	U	0.95	0.76	0.64	ug/L		08/27/12 16:06	1
4,6-Dinitro-2-methylphenol	2.3	U	4.8	2.3	2.3	ug/L		08/27/12 16:06	1
2,4-Dinitrophenol	2.3	U	4.8	2.3	2.3	ug/L		08/27/12 16:06	1
Di-n-octyl phthalate	0.76	U	0.95	0.76	0.76	ug/L		08/27/12 16:06	1
Fluoranthene	0.095	U	0.19	0.095	0.095	ug/L		08/27/12 16:06	1
Fluorene	0.095	U	0.19	0.095	0.095	ug/L		08/27/12 16:06	1
Hexachlorobenzene	0.095	U	0.19	0.095	0.095	ug/L		08/27/12 16:06	1
Hexachlorobutadiene	0.76	U	0.95	0.76	0.26	ug/L		08/27/12 16:06	1
Hexachlorocyclopentadiene	0.76	U	9.5	0.76	0.76	ug/L		08/27/12 16:06	1
Hexachloroethane	0.76	U	0.95	0.76	0.76	ug/L		08/27/12 16:06	1
Indeno[1,2,3-cd]pyrene	0.095	U	0.19	0.095	0.095	ug/L		08/27/12 16:06	1
Isophorone	0.76	U	0.95	0.76	0.26	ug/L		08/27/12 16:06	1
2-Methylnaphthalene	0.095	U	0.19	0.095	0.095	ug/L		08/27/12 16:06	1
2-Methylphenol	0.76	U	0.95	0.76	0.76	ug/L		08/27/12 16:06	1
3 & 4 Methylphenol	0.76	U	1.9	0.76	0.76	ug/L		08/27/12 16:06	1
Naphthalene	0.095	U	0.19	0.095	0.095	ug/L		08/27/12 16:06	1
2-Nitroaniline	0.76	U	1.9	0.76	0.76	ug/L		08/27/12 16:06	1

Client: Environmental Quality Mgt., Inc.
Project/Site: RVAAP (OH)

TestAmerica Job ID: 240-13518-2

Client Sample ID: FWGFWGMW-001-0081-GW
Date Collected: 07/25/12 12:03
Date Received: 07/26/12 08:00

Lab Sample ID: 240-13518-31
Matrix: Water

Method: 8270C/DoD - Semivolatile Organic Compounds (GC/MS) (Continued)

Analyte	Result	Qualifier	LOQ	LOD	DL	Unit	D	Analyzed	Dil Fac
3-Nitroaniline	0.76	U	1.9	0.76	0.27	ug/L		08/27/12 16:06	1
4-Nitroaniline	0.76	U	1.9	0.76	0.76	ug/L		08/27/12 16:06	1
2-Nitrophenol	0.76	U	1.9	0.76	0.27	ug/L		08/27/12 16:06	1
4-Nitrophenol	2.3	U	4.8	2.3	2.3	ug/L		08/27/12 16:06	1
N-Nitrosodi-n-propylamine	0.76	U	0.95	0.76	0.76	ug/L		08/27/12 16:06	1
N-Nitrosodiphenylamine	0.76	U	0.95	0.76	0.30	ug/L		08/27/12 16:06	1
2,2'-oxybis[1-chloropropane]	0.76	U	0.95	0.76	0.38	ug/L		08/27/12 16:06	1
Pentachlorophenol	2.3	U	4.8	2.3	2.3	ug/L		08/27/12 16:06	1
Phenanthrene	0.095	U	0.19	0.095	0.095	ug/L		08/27/12 16:06	1
Phenol	0.76	U	0.95	0.76	0.57	ug/L		08/27/12 16:06	1
Pyrene	0.095	U	0.19	0.095	0.095	ug/L		08/27/12 16:06	1
1,2,4-Trichlorobenzene	0.76	U	0.95	0.76	0.27	ug/L		08/27/12 16:06	1
2,4,5-Trichlorophenol	0.76	U	4.8	0.76	0.29	ug/L		08/27/12 16:06	1
2,4,6-Trichlorophenol	0.76	U	4.8	0.76	0.76	ug/L		08/27/12 16:06	1

Surrogate	*%Recovery*	*Qualifier*	*Limits*	*Prepared*	*Analyzed*	*Dil Fac*
2-Fluorobiphenyl (Surr)	*56*		*50 - 110*	*07/27/12 10:53*	*08/27/12 16:06*	*1*
2-Fluorophenol (Surr)	*62*		*20 - 110*	*07/27/12 10:53*	*08/27/12 16:06*	*1*
Nitrobenzene-d5 (Surr)	*61*		*40 - 110*	*07/27/12 10:53*	*08/27/12 16:06*	*1*
Phenol-d5 (Surr)	*69*		*10 - 115*	*07/27/12 10:53*	*08/27/12 16:06*	*1*
Terphenyl-d14 (Surr)	*62*		*50 - 135*	*07/27/12 10:53*	*08/27/12 16:06*	*1*
2,4,6-Tribromophenol (Surr)	*68*		*40 - 125*	*07/27/12 10:53*	*08/27/12 16:06*	*1*

Client Sample ID: FWGLL6MW-009-0124-GW
Date Collected: 07/25/12 14:19
Date Received: 07/26/12 08:00

Lab Sample ID: 240-13518-33
Matrix: Water

Method: 8270C/DoD - Semivolatile Organic Compounds (GC/MS)

Analyte	Result	Qualifier	LOQ	LOD	DL	Unit	D	Analyzed	Dil Fac
Acenaphthene	0.099	U	0.20	0.099	0.099	ug/L		08/27/12 16:26	1
Acenaphthylene	0.099	U	0.20	0.099	0.099	ug/L		08/27/12 16:26	1
Anthracene	0.099	U	0.20	0.099	0.099	ug/L		08/27/12 16:26	1
Benzo[a]anthracene	0.099	U	0.20	0.099	0.099	ug/L		08/27/12 16:26	1
Benzo[a]pyrene	0.099	U	0.20	0.099	0.099	ug/L		08/27/12 16:26	1
Benzo[b]fluoranthene	0.099	U	0.20	0.099	0.099	ug/L		08/27/12 16:26	1
Benzo[g,h,i]perylene	0.099	U	0.20	0.099	0.099	ug/L		08/27/12 16:26	1
Benzoic acid	9.9	U	25	9.9	9.9	ug/L		08/27/12 16:26	1
Benzo[k]fluoranthene	0.099	U	0.20	0.099	0.099	ug/L		08/27/12 16:26	1
Benzyl alcohol	0.79	U	5.0	0.79	0.38	ug/L		08/27/12 16:26	1
Bis(2-chloroethoxy)methane	0.79	U	0.99	0.79	0.32	ug/L		08/27/12 16:26	1
Bis(2-chloroethyl)ether	0.099	U	0.99	0.099	0.099	ug/L		08/27/12 16:26	1
Bis(2-ethylhexyl) phthalate	**0.92**	**J**	2.0	0.79	0.79	ug/L		08/27/12 16:26	1
4-Bromophenyl phenyl ether	0.79	U	2.0	0.79	0.79	ug/L		08/27/12 16:26	1
Butyl benzyl phthalate	0.79	U	0.99	0.79	0.79	ug/L		08/27/12 16:26	1
Carbazole	0.79	U	0.99	0.79	0.28	ug/L		08/27/12 16:26	1
4-Chloroaniline	0.79	U	2.0	0.79	0.79	ug/L		08/27/12 16:26	1
4-Chloro-3-methylphenol	0.79	U	2.0	0.79	0.79	ug/L		08/27/12 16:26	1
2-Chloronaphthalene	0.099	U	0.99	0.099	0.099	ug/L		08/27/12 16:26	1
2-Chlorophenol	0.79	U	0.99	0.79	0.29	ug/L		08/27/12 16:26	1
4-Chlorophenyl phenyl ether	0.79	U	2.0	0.79	0.30	ug/L		08/27/12 16:26	1
Chrysene	0.099	U	0.20	0.099	0.099	ug/L		08/27/12 16:26	1
Dibenz(a,h)anthracene	0.099	U	0.20	0.099	0.099	ug/L		08/27/12 16:26	1
Dibenzofuran	0.099	U	0.99	0.099	0.099	ug/L		08/27/12 16:26	1
1,2-Dichlorobenzene	0.79	U	0.99	0.79	0.29	ug/L		08/27/12 16:26	1
1,3-Dichlorobenzene	0.79	U	0.99	0.79	0.79	ug/L		08/27/12 16:26	1
1,4-Dichlorobenzene	0.79	U	0.99	0.79	0.34	ug/L		08/27/12 16:26	1
3,3'-Dichlorobenzidine	0.79	U	5.0	0.79	0.37	ug/L		08/27/12 16:26	1
2,4-Dichlorophenol	0.79	U	2.0	0.79	0.79	ug/L		08/27/12 16:26	1
Diethyl phthalate	0.79	U	0.99	0.79	0.59	ug/L		08/27/12 16:26	1
2,4-Dimethylphenol	0.79	U	2.0	0.79	0.79	ug/L		08/27/12 16:26	1
Dimethyl phthalate	0.79	U	0.99	0.79	0.29	ug/L		08/27/12 16:26	1
Di-n-butyl phthalate	0.79	U	0.99	0.79	0.66	ug/L		08/27/12 16:26	1
4,6-Dinitro-2-methylphenol	2.4	U	5.0	2.4	2.4	ug/L		08/27/12 16:26	1
2,4-Dinitrophenol	2.4	U	5.0	2.4	2.4	ug/L		08/27/12 16:26	1
Di-n-octyl phthalate	0.79	U	0.99	0.79	0.79	ug/L		08/27/12 16:26	1
Fluoranthene	0.099	U	0.20	0.099	0.099	ug/L		08/27/12 16:26	1
Fluorene	0.099	U	0.20	0.099	0.099	ug/L		08/27/12 16:26	1
Hexachlorobenzene	0.099	U	0.20	0.099	0.099	ug/L		08/27/12 16:26	1
Hexachlorobutadiene	0.79	U	0.99	0.79	0.27	ug/L		08/27/12 16:26	1
Hexachlorocyclopentadiene	0.79	U	9.9	0.79	0.79	ug/L		08/27/12 16:26	1
Hexachloroethane	0.79	U	0.99	0.79	0.79	ug/L		08/27/12 16:26	1
Indeno[1,2,3-cd]pyrene	0.099	U	0.20	0.099	0.099	ug/L		08/27/12 16:26	1
Isophorone	0.79	U	0.99	0.79	0.27	ug/L		08/27/12 16:26	1
2-Methylnaphthalene	0.099	U	0.20	0.099	0.099	ug/L		08/27/12 16:26	1
2-Methylphenol	0.79	U	0.99	0.79	0.79	ug/L		08/27/12 16:26	1
3 & 4 Methylphenol	0.79	U	2.0	0.79	0.79	ug/L		08/27/12 16:26	1
Naphthalene	0.099	U	0.20	0.099	0.099	ug/L		08/27/12 16:26	1
2-Nitroaniline	0.79	U	2.0	0.79	0.79	ug/L		08/27/12 16:26	1

Client Sample ID: FWGLL6MW-009-0124-GW
Date Collected: 07/25/12 14:19
Date Received: 07/26/12 08:00

Lab Sample ID: 240-13518-33
Matrix: Water

Method: 8270C/DoD - Semivolatile Organic Compounds (GC/MS) (Continued)

Analyte	Result	Qualifier	LOQ	LOD	DL	Unit	D	Analyzed	Dil Fac
3-Nitroaniline	0.79	U	2.0	0.79	0.28	ug/L		08/27/12 16:26	1
4-Nitroaniline	0.79	U	2.0	0.79	0.79	ug/L		08/27/12 16:26	1
2-Nitrophenol	0.79	U	2.0	0.79	0.28	ug/L		08/27/12 16:26	1
4-Nitrophenol	2.4	U	5.0	2.4	2.4	ug/L		08/27/12 16:26	1
N-Nitrosodi-n-propylamine	0.79	U	0.99	0.79	0.79	ug/L		08/27/12 16:26	1
N-Nitrosodiphenylamine	0.79	U	0.99	0.79	0.31	ug/L		08/27/12 16:26	1
2,2'-oxybis[1-chloropropane]	0.79	U	0.99	0.79	0.40	ug/L		08/27/12 16:26	1
Pentachlorophenol	2.4	U	5.0	2.4	2.4	ug/L		08/27/12 16:26	1
Phenanthrene	0.099	U	0.20	0.099	0.099	ug/L		08/27/12 16:26	1
Phenol	0.79	U	0.99	0.79	0.59	ug/L		08/27/12 16:26	1
Pyrene	0.099	U	0.20	0.099	0.099	ug/L		08/27/12 16:26	1
1,2,4-Trichlorobenzene	0.79	U	0.99	0.79	0.28	ug/L		08/27/12 16:26	1
2,4,5-Trichlorophenol	0.79	U	5.0	0.79	0.30	ug/L		08/27/12 16:26	1
2,4,6-Trichlorophenol	0.79	U	5.0	0.79	0.79	ug/L		08/27/12 16:26	1

Surrogate	*%Recovery*	*Qualifier*	*Limits*	*Prepared*	*Analyzed*	*Dil Fac*
2-Fluorobiphenyl (Surr)	*55*		*50 - 110*	*07/27/12 10:53*	*08/27/12 16:26*	*1*
2-Fluorophenol (Surr)	*62*		*20 - 110*	*07/27/12 10:53*	*08/27/12 16:26*	*1*
Nitrobenzene-d5 (Surr)	*60*		*40 - 110*	*07/27/12 10:53*	*08/27/12 16:26*	*1*
Phenol-d5 (Surr)	*69*		*10 - 115*	*07/27/12 10:53*	*08/27/12 16:26*	*1*
Terphenyl-d14 (Surr)	*72*		*50 - 135*	*07/27/12 10:53*	*08/27/12 16:26*	*1*
2,4,6-Tribromophenol (Surr)	*72*		*40 - 125*	*07/27/12 10:53*	*08/27/12 16:26*	*1*

Client Sample ID: FWGLL6MW-008-0123-GW
Date Collected: 07/25/12 15:19
Date Received: 07/26/12 08:00

Lab Sample ID: 240-13518-35
Matrix: Water

Method: 8270C/DoD - Semivolatile Organic Compounds (GC/MS)

Analyte	Result	Qualifier	LOQ	LOD	DL	Unit	D	Analyzed	Dil Fac
Acenaphthene	0.095	U	0.19	0.095	0.095	ug/L		08/27/12 16:45	1
Acenaphthylene	0.095	U	0.19	0.095	0.095	ug/L		08/27/12 16:45	1
Anthracene	0.095	U	0.19	0.095	0.095	ug/L		08/27/12 16:45	1
Benzo[a]anthracene	0.095	U	0.19	0.095	0.095	ug/L		08/27/12 16:45	1
Benzo[a]pyrene	0.095	U	0.19	0.095	0.095	ug/L		08/27/12 16:45	1
Benzo[b]fluoranthene	0.095	U	0.19	0.095	0.095	ug/L		08/27/12 16:45	1
Benzo[g,h,i]perylene	0.095	U	0.19	0.095	0.095	ug/L		08/27/12 16:45	1
Benzoic acid	9.5	U	24	9.5	9.5	ug/L		08/27/12 16:45	1
Benzo[k]fluoranthene	0.095	U	0.19	0.095	0.095	ug/L		08/27/12 16:45	1
Benzyl alcohol	0.76	U	4.8	0.76	0.36	ug/L		08/27/12 16:45	1
Bis(2-chloroethoxy)methane	0.76	U	0.95	0.76	0.30	ug/L		08/27/12 16:45	1
Bis(2-chloroethyl)ether	0.095	U	0.95	0.095	0.095	ug/L		08/27/12 16:45	1
Bis(2-ethylhexyl) phthalate	**1.1**	**J**	1.9	0.76	0.76	ug/L		08/27/12 16:45	1
4-Bromophenyl phenyl ether	0.76	U	1.9	0.76	0.76	ug/L		08/27/12 16:45	1
Butyl benzyl phthalate	0.76	U	0.95	0.76	0.76	ug/L		08/27/12 16:45	1
Carbazole	0.76	U	0.95	0.76	0.27	ug/L		08/27/12 16:45	1
4-Chloroaniline	0.76	U	1.9	0.76	0.76	ug/L		08/27/12 16:45	1
4-Chloro-3-methylphenol	0.76	U	1.9	0.76	0.76	ug/L		08/27/12 16:45	1
2-Chloronaphthalene	0.095	U	0.95	0.095	0.095	ug/L		08/27/12 16:45	1
2-Chlorophenol	0.76	U	0.95	0.76	0.28	ug/L		08/27/12 16:45	1
4-Chlorophenyl phenyl ether	0.76	U	1.9	0.76	0.29	ug/L		08/27/12 16:45	1
Chrysene	0.095	U	0.19	0.095	0.095	ug/L		08/27/12 16:45	1
Dibenz(a,h)anthracene	0.095	U	0.19	0.095	0.095	ug/L		08/27/12 16:45	1
Dibenzofuran	0.095	U	0.95	0.095	0.095	ug/L		08/27/12 16:45	1
1,2-Dichlorobenzene	0.76	U	0.95	0.76	0.28	ug/L		08/27/12 16:45	1
1,3-Dichlorobenzene	0.76	U	0.95	0.76	0.76	ug/L		08/27/12 16:45	1
1,4-Dichlorobenzene	0.76	U	0.95	0.76	0.32	ug/L		08/27/12 16:45	1
3,3'-Dichlorobenzidine	0.76	U	4.8	0.76	0.35	ug/L		08/27/12 16:45	1
2,4-Dichlorophenol	0.76	U	1.9	0.76	0.76	ug/L		08/27/12 16:45	1
Diethyl phthalate	0.76	U	0.95	0.76	0.57	ug/L		08/27/12 16:45	1
2,4-Dimethylphenol	0.76	U	1.9	0.76	0.76	ug/L		08/27/12 16:45	1
Dimethyl phthalate	0.76	U	0.95	0.76	0.28	ug/L		08/27/12 16:45	1
Di-n-butyl phthalate	0.76	U	0.95	0.76	0.64	ug/L		08/27/12 16:45	1
4,6-Dinitro-2-methylphenol	2.3	U	4.8	2.3	2.3	ug/L		08/27/12 16:45	1
2,4-Dinitrophenol	2.3	U	4.8	2.3	2.3	ug/L		08/27/12 16:45	1
Di-n-octyl phthalate	0.76	U	0.95	0.76	0.76	ug/L		08/27/12 16:45	1
Fluoranthene	0.095	U	0.19	0.095	0.095	ug/L		08/27/12 16:45	1
Fluorene	0.095	U	0.19	0.095	0.095	ug/L		08/27/12 16:45	1
Hexachlorobenzene	0.095	U	0.19	0.095	0.095	ug/L		08/27/12 16:45	1
Hexachlorobutadiene	0.76	U	0.95	0.76	0.26	ug/L		08/27/12 16:45	1
Hexachlorocyclopentadiene	0.76	U	9.5	0.76	0.76	ug/L		08/27/12 16:45	1
Hexachloroethane	0.76	U	0.95	0.76	0.76	ug/L		08/27/12 16:45	1
Indeno[1,2,3-cd]pyrene	0.095	U	0.19	0.095	0.095	ug/L		08/27/12 16:45	1
Isophorone	0.76	U	0.95	0.76	0.26	ug/L		08/27/12 16:45	1
2-Methylnaphthalene	0.095	U	0.19	0.095	0.095	ug/L		08/27/12 16:45	1
2-Methylphenol	0.76	U	0.95	0.76	0.76	ug/L		08/27/12 16:45	1
3 & 4 Methylphenol	0.76	U	1.9	0.76	0.76	ug/L		08/27/12 16:45	1
Naphthalene	0.095	U	0.19	0.095	0.095	ug/L		08/27/12 16:45	1
2-Nitroaniline	0.76	U	1.9	0.76	0.76	ug/L		08/27/12 16:45	1

Client Sample ID: FWGLL6MW-008-0123-GW
Lab Sample ID: 240-13518-35
Date Collected: 07/25/12 15:19
Matrix: Water
Date Received: 07/26/12 08:00

Method: 8270C/DoD - Semivolatile Organic Compounds (GC/MS) (Continued)

Analyte	Result	Qualifier	LOQ	LOD	DL	Unit	D	Analyzed	Dil Fac
3-Nitroaniline	0.76	U	1.9	0.76	0.27	ug/L		08/27/12 16:45	1
4-Nitroaniline	0.76	U	1.9	0.76	0.76	ug/L		08/27/12 16:45	1
2-Nitrophenol	0.76	U	1.9	0.76	0.27	ug/L		08/27/12 16:45	1
4-Nitrophenol	2.3	U	4.8	2.3	2.3	ug/L		08/27/12 16:45	1
N-Nitrosodi-n-propylamine	0.76	U	0.95	0.76	0.76	ug/L		08/27/12 16:45	1
N-Nitrosodiphenylamine	0.76	U	0.95	0.76	0.30	ug/L		08/27/12 16:45	1
2,2'-oxybis[1-chloropropane]	0.76	U	0.95	0.76	0.38	ug/L		08/27/12 16:45	1
Pentachlorophenol	2.3	U	4.8	2.3	2.3	ug/L		08/27/12 16:45	1
Phenanthrene	0.095	U	0.19	0.095	0.095	ug/L		08/27/12 16:45	1
Phenol	0.76	U	0.95	0.76	0.57	ug/L		08/27/12 16:45	1
Pyrene	0.095	U	0.19	0.095	0.095	ug/L		08/27/12 16:45	1
1,2,4-Trichlorobenzene	0.76	U	0.95	0.76	0.27	ug/L		08/27/12 16:45	1
2,4,5-Trichlorophenol	0.76	U	4.8	0.76	0.29	ug/L		08/27/12 16:45	1
2,4,6-Trichlorophenol	0.76	U	4.8	0.76	0.76	ug/L		08/27/12 16:45	1

Surrogate	*%Recovery*	*Qualifier*	*Limits*	*Prepared*	*Analyzed*	*Dil Fac*
2-Fluorobiphenyl (Surr)	*57*		*50 - 110*	*07/27/12 10:53*	*08/27/12 16:45*	*1*
2-Fluorophenol (Surr)	*65*		*20 - 110*	*07/27/12 10:53*	*08/27/12 16:45*	*1*
Nitrobenzene-d5 (Surr)	*64*		*40 - 110*	*07/27/12 10:53*	*08/27/12 16:45*	*1*
Phenol-d5 (Surr)	*68*		*10 - 115*	*07/27/12 10:53*	*08/27/12 16:45*	*1*
Terphenyl-d14 (Surr)	*73*		*50 - 135*	*07/27/12 10:53*	*08/27/12 16:45*	*1*
2,4,6-Tribromophenol (Surr)	*64*		*40 - 125*	*07/27/12 10:53*	*08/27/12 16:45*	*1*

Client Sample ID: FWGLL6MW-005C-0122-GW
Date Collected: 07/25/12 16:33
Date Received: 07/26/12 08:00

Lab Sample ID: 240-13518-37
Matrix: Water

Method: 8270C/DoD - Semivolatile Organic Compounds (GC/MS)

Analyte	Result	Qualifier	LOQ	LOD	DL	Unit	D	Analyzed	Dil Fac
Acenaphthene	0.095	U	0.19	0.095	0.095	ug/L		08/27/12 17:05	1
Acenaphthylene	0.095	U	0.19	0.095	0.095	ug/L		08/27/12 17:05	1
Anthracene	0.095	U	0.19	0.095	0.095	ug/L		08/27/12 17:05	1
Benzo[a]anthracene	0.095	U	0.19	0.095	0.095	ug/L		08/27/12 17:05	1
Benzo[a]pyrene	0.095	U	0.19	0.095	0.095	ug/L		08/27/12 17:05	1
Benzo[b]fluoranthene	0.095	U	0.19	0.095	0.095	ug/L		08/27/12 17:05	1
Benzo[g,h,i]perylene	0.095	U	0.19	0.095	0.095	ug/L		08/27/12 17:05	1
Benzo[k]fluoranthene	0.095	U	0.19	0.095	0.095	ug/L		08/27/12 17:05	1
Bis(2-ethylhexyl) phthalate	**1.8**	**J**	1.9	0.76	0.76	ug/L		08/27/12 17:05	1
Butyl benzyl phthalate	0.76	U	0.95	0.76	0.76	ug/L		08/27/12 17:05	1
Chrysene	0.095	U	0.19	0.095	0.095	ug/L		08/27/12 17:05	1
Dibenz(a,h)anthracene	0.095	U	0.19	0.095	0.095	ug/L		08/27/12 17:05	1
Diethyl phthalate	0.76	U	0.95	0.76	0.57	ug/L		08/27/12 17:05	1
Dimethyl phthalate	0.76	U	0.95	0.76	0.28	ug/L		08/27/12 17:05	1
Di-n-butyl phthalate	0.76	U	0.95	0.76	0.64	ug/L		08/27/12 17:05	1
2,4-Dinitrotoluene	0.76	U	4.8	0.76	0.26	ug/L		08/27/12 17:05	1
2,6-Dinitrotoluene	0.76	U	4.8	0.76	0.76	ug/L		08/27/12 17:05	1
Di-n-octyl phthalate	0.76	U	0.95	0.76	0.76	ug/L		08/27/12 17:05	1
Fluoranthene	0.095	U	0.19	0.095	0.095	ug/L		08/27/12 17:05	1
Fluorene	0.095	U	0.19	0.095	0.095	ug/L		08/27/12 17:05	1
Indeno[1,2,3-cd]pyrene	0.095	U	0.19	0.095	0.095	ug/L		08/27/12 17:05	1
Naphthalene	0.095	U	0.19	0.095	0.095	ug/L		08/27/12 17:05	1
Nitrobenzene	0.095	U	0.95	0.095	0.038	ug/L		08/27/12 17:05	1
Phenanthrene	0.095	U	0.19	0.095	0.095	ug/L		08/27/12 17:05	1
Pyrene	0.095	U	0.19	0.095	0.095	ug/L		08/27/12 17:05	1

Surrogate	*%Recovery*	*Qualifier*	*Limits*	*Prepared*	*Analyzed*	*Dil Fac*
2-Fluorobiphenyl (Surr)	*56*		*50 - 110*	*07/27/12 10:53*	*08/27/12 17:05*	*1*
2-Fluorophenol (Surr)	*63*		*20 - 110*	*07/27/12 10:53*	*08/27/12 17:05*	*1*
Nitrobenzene-d5 (Surr)	*61*		*40 - 110*	*07/27/12 10:53*	*08/27/12 17:05*	*1*
Phenol-d5 (Surr)	*69*		*10 - 115*	*07/27/12 10:53*	*08/27/12 17:05*	*1*
Terphenyl-d14 (Surr)	*61*		*50 - 135*	*07/27/12 10:53*	*08/27/12 17:05*	*1*
2,4,6-Tribromophenol (Surr)	*68*		*40 - 125*	*07/27/12 10:53*	*08/27/12 17:05*	*1*

Client Sample ID: FWGLL6MW-002C-0121-GW
Date Collected: 07/25/12 17:33
Date Received: 07/26/12 08:00

Lab Sample ID: 240-13518-39
Matrix: Water

Method: 8270C/DoD - Semivolatile Organic Compounds (GC/MS)

Analyte	Result	Qualifier	LOQ	LOD	DL	Unit	D	Analyzed	Dil Fac
Acenaphthene	0.095	U	0.19	0.095	0.095	ug/L		08/27/12 17:25	1
Acenaphthylene	0.095	U	0.19	0.095	0.095	ug/L		08/27/12 17:25	1
Anthracene	0.095	U	0.19	0.095	0.095	ug/L		08/27/12 17:25	1
Benzo[a]anthracene	0.095	U	0.19	0.095	0.095	ug/L		08/27/12 17:25	1
Benzo[a]pyrene	0.095	U	0.19	0.095	0.095	ug/L		08/27/12 17:25	1
Benzo[b]fluoranthene	0.095	U	0.19	0.095	0.095	ug/L		08/27/12 17:25	1
Benzo[g,h,i]perylene	0.095	U	0.19	0.095	0.095	ug/L		08/27/12 17:25	1
Benzo[k]fluoranthene	0.095	U	0.19	0.095	0.095	ug/L		08/27/12 17:25	1
Bis(2-ethylhexyl) phthalate	**22**		1.9	0.76	0.76	ug/L		08/27/12 17:25	1
Butyl benzyl phthalate	0.76	U	0.95	0.76	0.76	ug/L		08/27/12 17:25	1
Chrysene	0.095	U	0.19	0.095	0.095	ug/L		08/27/12 17:25	1
Dibenz(a,h)anthracene	0.095	U	0.19	0.095	0.095	ug/L		08/27/12 17:25	1
Diethyl phthalate	0.76	U	0.95	0.76	0.57	ug/L		08/27/12 17:25	1
Dimethyl phthalate	0.76	U	0.95	0.76	0.28	ug/L		08/27/12 17:25	1
Di-n-butyl phthalate	0.76	U	0.95	0.76	0.64	ug/L		08/27/12 17:25	1
2,4-Dinitrotoluene	0.76	U	4.8	0.76	0.26	ug/L		08/27/12 17:25	1
2,6-Dinitrotoluene	0.76	U	4.8	0.76	0.76	ug/L		08/27/12 17:25	1
Di-n-octyl phthalate	0.76	U	0.95	0.76	0.76	ug/L		08/27/12 17:25	1
Fluoranthene	0.095	U	0.19	0.095	0.095	ug/L		08/27/12 17:25	1
Fluorene	0.095	U	0.19	0.095	0.095	ug/L		08/27/12 17:25	1
Indeno[1,2,3-cd]pyrene	0.095	U	0.19	0.095	0.095	ug/L		08/27/12 17:25	1
Naphthalene	0.095	U	0.19	0.095	0.095	ug/L		08/27/12 17:25	1
Nitrobenzene	0.095	U	0.95	0.095	0.038	ug/L		08/27/12 17:25	1
Phenanthrene	0.095	U	0.19	0.095	0.095	ug/L		08/27/12 17:25	1
Pyrene	0.095	U	0.19	0.095	0.095	ug/L		08/27/12 17:25	1

Surrogate	*%Recovery*	*Qualifier*	*Limits*	*Prepared*	*Analyzed*	*Dil Fac*
2-Fluorobiphenyl (Surr)	*52*		*50 - 110*	*07/27/12 10:53*	*08/27/12 17:25*	*1*
2-Fluorophenol (Surr)	*60*		*20 - 110*	*07/27/12 10:53*	*08/27/12 17:25*	*1*
Nitrobenzene-d5 (Surr)	*57*		*40 - 110*	*07/27/12 10:53*	*08/27/12 17:25*	*1*
Phenol-d5 (Surr)	*63*		*10 - 115*	*07/27/12 10:53*	*08/27/12 17:25*	*1*
Terphenyl-d14 (Surr)	*66*		*50 - 135*	*07/27/12 10:53*	*08/27/12 17:25*	*1*
2,4,6-Tribromophenol (Surr)	*51*		*40 - 125*	*07/27/12 10:53*	*08/27/12 17:25*	*1*

Client Sample ID: FWGFWGMW-005-0085-GW
Date Collected: 07/25/12 09:37
Date Received: 07/26/12 08:00

Lab Sample ID: 240-13518-41
Matrix: Water

Method: 8270C/DoD - Semivolatile Organic Compounds (GC/MS)

Analyte	Result	Qualifier	LOQ	LOD	DL	Unit	D	Analyzed	Dil Fac
Acenaphthene	0.095	U	0.19	0.095	0.095	ug/L		08/27/12 17:44	1
Acenaphthylene	0.095	U	0.19	0.095	0.095	ug/L		08/27/12 17:44	1
Anthracene	0.095	U	0.19	0.095	0.095	ug/L		08/27/12 17:44	1
Benzo[a]anthracene	0.095	U	0.19	0.095	0.095	ug/L		08/27/12 17:44	1
Benzo[a]pyrene	0.095	U	0.19	0.095	0.095	ug/L		08/27/12 17:44	1
Benzo[b]fluoranthene	0.095	U	0.19	0.095	0.095	ug/L		08/27/12 17:44	1
Benzo[g,h,i]perylene	0.095	U	0.19	0.095	0.095	ug/L		08/27/12 17:44	1
Benzoic acid	9.5	U	24	9.5	9.5	ug/L		08/27/12 17:44	1
Benzo[k]fluoranthene	0.095	U	0.19	0.095	0.095	ug/L		08/27/12 17:44	1
Benzyl alcohol	0.76	U	4.8	0.76	0.36	ug/L		08/27/12 17:44	1
Bis(2-chloroethoxy)methane	0.76	U	0.95	0.76	0.30	ug/L		08/27/12 17:44	1
Bis(2-chloroethyl)ether	0.095	U	0.95	0.095	0.095	ug/L		08/27/12 17:44	1
Bis(2-ethylhexyl) phthalate	**11**		1.9	0.76	0.76	ug/L		08/27/12 17:44	1
4-Bromophenyl phenyl ether	0.76	U	1.9	0.76	0.76	ug/L		08/27/12 17:44	1
Butyl benzyl phthalate	0.76	U	0.95	0.76	0.76	ug/L		08/27/12 17:44	1
Carbazole	0.76	U	0.95	0.76	0.27	ug/L		08/27/12 17:44	1
4-Chloroaniline	0.76	U	1.9	0.76	0.76	ug/L		08/27/12 17:44	1
4-Chloro-3-methylphenol	0.76	U	1.9	0.76	0.76	ug/L		08/27/12 17:44	1
2-Chloronaphthalene	0.095	U	0.95	0.095	0.095	ug/L		08/27/12 17:44	1
2-Chlorophenol	0.76	U	0.95	0.76	0.28	ug/L		08/27/12 17:44	1
4-Chlorophenyl phenyl ether	0.76	U	1.9	0.76	0.29	ug/L		08/27/12 17:44	1
Chrysene	0.095	U	0.19	0.095	0.095	ug/L		08/27/12 17:44	1
Dibenz(a,h)anthracene	0.095	U	0.19	0.095	0.095	ug/L		08/27/12 17:44	1
Dibenzofuran	0.095	U	0.95	0.095	0.095	ug/L		08/27/12 17:44	1
1,2-Dichlorobenzene	0.76	U	0.95	0.76	0.28	ug/L		08/27/12 17:44	1
1,3-Dichlorobenzene	0.76	U	0.95	0.76	0.76	ug/L		08/27/12 17:44	1
1,4-Dichlorobenzene	0.76	U	0.95	0.76	0.32	ug/L		08/27/12 17:44	1
3,3'-Dichlorobenzidine	0.76	U	4.8	0.76	0.35	ug/L		08/27/12 17:44	1
2,4-Dichlorophenol	0.76	U	1.9	0.76	0.76	ug/L		08/27/12 17:44	1
Diethyl phthalate	0.76	U	0.95	0.76	0.57	ug/L		08/27/12 17:44	1
2,4-Dimethylphenol	0.76	U	1.9	0.76	0.76	ug/L		08/27/12 17:44	1
Dimethyl phthalate	0.76	U	0.95	0.76	0.28	ug/L		08/27/12 17:44	1
Di-n-butyl phthalate	0.76	U	0.95	0.76	0.64	ug/L		08/27/12 17:44	1
4,6-Dinitro-2-methylphenol	2.3	U	4.8	2.3	2.3	ug/L		08/27/12 17:44	1
2,4-Dinitrophenol	2.3	U	4.8	2.3	2.3	ug/L		08/27/12 17:44	1
Di-n-octyl phthalate	0.76	U	0.95	0.76	0.76	ug/L		08/27/12 17:44	1
Fluoranthene	0.095	U	0.19	0.095	0.095	ug/L		08/27/12 17:44	1
Fluorene	0.095	U	0.19	0.095	0.095	ug/L		08/27/12 17:44	1
Hexachlorobenzene	0.095	U	0.19	0.095	0.095	ug/L		08/27/12 17:44	1
Hexachlorobutadiene	0.76	U	0.95	0.76	0.26	ug/L		08/27/12 17:44	1
Hexachlorocyclopentadiene	0.76	U	9.5	0.76	0.76	ug/L		08/27/12 17:44	1
Hexachloroethane	0.76	U	0.95	0.76	0.76	ug/L		08/27/12 17:44	1
Indeno[1,2,3-cd]pyrene	0.095	U	0.19	0.095	0.095	ug/L		08/27/12 17:44	1
Isophorone	0.76	U	0.95	0.76	0.26	ug/L		08/27/12 17:44	1
2-Methylnaphthalene	0.095	U	0.19	0.095	0.095	ug/L		08/27/12 17:44	1
2-Methylphenol	0.76	U	0.95	0.76	0.76	ug/L		08/27/12 17:44	1
3 & 4 Methylphenol	0.76	U	1.9	0.76	0.76	ug/L		08/27/12 17:44	1
Naphthalene	0.095	U	0.19	0.095	0.095	ug/L		08/27/12 17:44	1
2-Nitroaniline	0.76	U	1.9	0.76	0.76	ug/L		08/27/12 17:44	1

Client: Environmental Quality Mgt., Inc.
Project/Site: RVAAP (OH)

TestAmerica Job ID: 240-13518-2

Client Sample ID: FWGFWGMW-005-0085-GW
Date Collected: 07/25/12 09:37
Date Received: 07/26/12 08:00

Lab Sample ID: 240-13518-41
Matrix: Water

Method: 8270C/DoD - Semivolatile Organic Compounds (GC/MS) (Continued)

Analyte	Result	Qualifier	LOQ	LOD	DL	Unit	D	Analyzed	Dil Fac
3-Nitroaniline	0.76	U	1.9	0.76	0.27	ug/L		08/27/12 17:44	1
4-Nitroaniline	0.76	U	1.9	0.76	0.76	ug/L		08/27/12 17:44	1
2-Nitrophenol	0.76	U	1.9	0.76	0.27	ug/L		08/27/12 17:44	1
4-Nitrophenol	2.3	U	4.8	2.3	2.3	ug/L		08/27/12 17:44	1
N-Nitrosodi-n-propylamine	0.76	U	0.95	0.76	0.76	ug/L		08/27/12 17:44	1
N-Nitrosodiphenylamine	0.76	U	0.95	0.76	0.30	ug/L		08/27/12 17:44	1
2,2'-oxybis[1-chloropropane]	0.76	U	0.95	0.76	0.38	ug/L		08/27/12 17:44	1
Pentachlorophenol	2.3	U	4.8	2.3	2.3	ug/L		08/27/12 17:44	1
Phenanthrene	0.095	U	0.19	0.095	0.095	ug/L		08/27/12 17:44	1
Phenol	0.76	U	0.95	0.76	0.57	ug/L		08/27/12 17:44	1
Pyrene	0.095	U	0.19	0.095	0.095	ug/L		08/27/12 17:44	1
1,2,4-Trichlorobenzene	0.76	U	0.95	0.76	0.27	ug/L		08/27/12 17:44	1
2,4,5-Trichlorophenol	0.76	U	4.8	0.76	0.29	ug/L		08/27/12 17:44	1
2,4,6-Trichlorophenol	0.76	U	4.8	0.76	0.76	ug/L		08/27/12 17:44	1

Surrogate	*%Recovery*	*Qualifier*	*Limits*	*Prepared*	*Analyzed*	*Dil Fac*
2-Fluorobiphenyl (Surr)	*55*		*50 - 110*	*07/27/12 10:53*	*08/27/12 17:44*	*1*
2-Fluorophenol (Surr)	*63*		*20 - 110*	*07/27/12 10:53*	*08/27/12 17:44*	*1*
Nitrobenzene-d5 (Surr)	*61*		*40 - 110*	*07/27/12 10:53*	*08/27/12 17:44*	*1*
Phenol-d5 (Surr)	*70*		*10 - 115*	*07/27/12 10:53*	*08/27/12 17:44*	*1*
Terphenyl-d14 (Surr)	*38*	*Q*	*50 - 135*	*07/27/12 10:53*	*08/27/12 17:44*	*1*
2,4,6-Tribromophenol (Surr)	*68*		*40 - 125*	*07/27/12 10:53*	*08/27/12 17:44*	*1*

Client Sample ID: FWGFWGMW-DUP4-0142-GW
Date Collected: 07/25/12 10:37
Date Received: 07/26/12 08:00

Lab Sample ID: 240-13518-44
Matrix: Water

Method: 8270C/DoD - Semivolatile Organic Compounds (GC/MS)

Analyte	Result	Qualifier	LOQ	LOD	DL	Unit	D	Analyzed	Dil Fac
Acenaphthene	0.095	U	0.19	0.095	0.095	ug/L		08/27/12 13:07	1
Acenaphthylene	0.095	U	0.19	0.095	0.095	ug/L		08/27/12 13:07	1
Anthracene	0.095	U	0.19	0.095	0.095	ug/L		08/27/12 13:07	1
Benzo[a]anthracene	0.095	U	0.19	0.095	0.095	ug/L		08/27/12 13:07	1
Benzo[a]pyrene	0.095	U	0.19	0.095	0.095	ug/L		08/27/12 13:07	1
Benzo[b]fluoranthene	0.095	U	0.19	0.095	0.095	ug/L		08/27/12 13:07	1
Benzo[g,h,i]perylene	0.095	U	0.19	0.095	0.095	ug/L		08/27/12 13:07	1
Benzoic acid	9.5	U	24	9.5	9.5	ug/L		08/27/12 13:07	1
Benzo[k]fluoranthene	0.095	U	0.19	0.095	0.095	ug/L		08/27/12 13:07	1
Benzyl alcohol	0.76	U	4.8	0.76	0.36	ug/L		08/27/12 13:07	1
Bis(2-chloroethoxy)methane	0.76	U	0.95	0.76	0.30	ug/L		08/27/12 13:07	1
Bis(2-chloroethyl)ether	0.095	U	0.95	0.095	0.095	ug/L		08/27/12 13:07	1
Bis(2-ethylhexyl) phthalate	0.76	U	1.9	0.76	0.76	ug/L		08/27/12 13:07	1
4-Bromophenyl phenyl ether	0.76	U	1.9	0.76	0.76	ug/L		08/27/12 13:07	1
Butyl benzyl phthalate	0.76	U	0.95	0.76	0.76	ug/L		08/27/12 13:07	1
Carbazole	0.76	U	0.95	0.76	0.27	ug/L		08/27/12 13:07	1
4-Chloroaniline	0.76	U	1.9	0.76	0.76	ug/L		08/27/12 13:07	1
4-Chloro-3-methylphenol	0.76	U	1.9	0.76	0.76	ug/L		08/27/12 13:07	1
2-Chloronaphthalene	0.095	U	0.95	0.095	0.095	ug/L		08/27/12 13:07	1
2-Chlorophenol	0.76	U	0.95	0.76	0.28	ug/L		08/27/12 13:07	1
4-Chlorophenyl phenyl ether	0.76	U	1.9	0.76	0.29	ug/L		08/27/12 13:07	1
Chrysene	0.095	U	0.19	0.095	0.095	ug/L		08/27/12 13:07	1
Dibenz(a,h)anthracene	0.095	U	0.19	0.095	0.095	ug/L		08/27/12 13:07	1
Dibenzofuran	0.095	U	0.95	0.095	0.095	ug/L		08/27/12 13:07	1
1,2-Dichlorobenzene	0.76	U	0.95	0.76	0.28	ug/L		08/27/12 13:07	1
1,3-Dichlorobenzene	0.76	U	0.95	0.76	0.76	ug/L		08/27/12 13:07	1
1,4-Dichlorobenzene	0.76	U	0.95	0.76	0.32	ug/L		08/27/12 13:07	1
3,3'-Dichlorobenzidine	0.76	U	4.8	0.76	0.35	ug/L		08/27/12 13:07	1
2,4-Dichlorophenol	0.76	U	1.9	0.76	0.76	ug/L		08/27/12 13:07	1
Diethyl phthalate	0.76	U	0.95	0.76	0.57	ug/L		08/27/12 13:07	1
2,4-Dimethylphenol	0.76	U	1.9	0.76	0.76	ug/L		08/27/12 13:07	1
Dimethyl phthalate	0.76	U	0.95	0.76	0.28	ug/L		08/27/12 13:07	1
Di-n-butyl phthalate	0.76	U	0.95	0.76	0.64	ug/L		08/27/12 13:07	1
4,6-Dinitro-2-methylphenol	2.3	U	4.8	2.3	2.3	ug/L		08/27/12 13:07	1
2,4-Dinitrophenol	2.3	U	4.8	2.3	2.3	ug/L		08/27/12 13:07	1
Di-n-octyl phthalate	0.76	U	0.95	0.76	0.76	ug/L		08/27/12 13:07	1
Fluoranthene	0.095	U	0.19	0.095	0.095	ug/L		08/27/12 13:07	1
Fluorene	0.095	U	0.19	0.095	0.095	ug/L		08/27/12 13:07	1
Hexachlorobenzene	0.095	U	0.19	0.095	0.095	ug/L		08/27/12 13:07	1
Hexachlorobutadiene	0.76	U	0.95	0.76	0.26	ug/L		08/27/12 13:07	1
Hexachlorocyclopentadiene	0.76	U	9.5	0.76	0.76	ug/L		08/27/12 13:07	1
Hexachloroethane	0.76	U	0.95	0.76	0.76	ug/L		08/27/12 13:07	1
Indeno[1,2,3-cd]pyrene	0.095	U	0.19	0.095	0.095	ug/L		08/27/12 13:07	1
Isophorone	0.76	U	0.95	0.76	0.26	ug/L		08/27/12 13:07	1
2-Methylnaphthalene	0.095	U	0.19	0.095	0.095	ug/L		08/27/12 13:07	1
2-Methylphenol	0.76	U	0.95	0.76	0.76	ug/L		08/27/12 13:07	1
3 & 4 Methylphenol	0.76	U	1.9	0.76	0.76	ug/L		08/27/12 13:07	1
Naphthalene	0.095	U	0.19	0.095	0.095	ug/L		08/27/12 13:07	1
2-Nitroaniline	0.76	U	1.9	0.76	0.76	ug/L		08/27/12 13:07	1

Client: Environmental Quality Mgt., Inc.
Project/Site: RVAAP (OH)

TestAmerica Job ID: 240-13518-2

Client Sample ID: FWGFWGMW-DUP4-0142-GW
Date Collected: 07/25/12 10:37
Date Received: 07/26/12 08:00

Lab Sample ID: 240-13518-44
Matrix: Water

Method: 8270C/DoD - Semivolatile Organic Compounds (GC/MS) (Continued)

Analyte	Result	Qualifier	LOQ	LOD	DL	Unit	D	Analyzed	Dil Fac
3-Nitroaniline	0.76	U	1.9	0.76	0.27	ug/L		08/27/12 13:07	1
4-Nitroaniline	0.76	U	1.9	0.76	0.76	ug/L		08/27/12 13:07	1
2-Nitrophenol	0.76	U	1.9	0.76	0.27	ug/L		08/27/12 13:07	1
4-Nitrophenol	2.3	U	4.8	2.3	2.3	ug/L		08/27/12 13:07	1
N-Nitrosodi-n-propylamine	0.76	U	0.95	0.76	0.76	ug/L		08/27/12 13:07	1
N-Nitrosodiphenylamine	0.76	U	0.95	0.76	0.30	ug/L		08/27/12 13:07	1
2,2'-oxybis[1-chloropropane]	0.76	U	0.95	0.76	0.38	ug/L		08/27/12 13:07	1
Pentachlorophenol	2.3	U	4.8	2.3	2.3	ug/L		08/27/12 13:07	1
Phenanthrene	0.095	U	0.19	0.095	0.095	ug/L		08/27/12 13:07	1
Phenol	0.76	U	0.95	0.76	0.57	ug/L		08/27/12 13:07	1
Pyrene	0.095	U	0.19	0.095	0.095	ug/L		08/27/12 13:07	1
1,2,4-Trichlorobenzene	0.76	U	0.95	0.76	0.27	ug/L		08/27/12 13:07	1
2,4,5-Trichlorophenol	0.76	U	4.8	0.76	0.29	ug/L		08/27/12 13:07	1
2,4,6-Trichlorophenol	0.76	U	4.8	0.76	0.76	ug/L		08/27/12 13:07	1

Surrogate	*%Recovery*	*Qualifier*	*Limits*	*Prepared*	*Analyzed*	*Dil Fac*
2-Fluorobiphenyl (Surr)	*63*		*50 - 110*	*07/30/12 10:31*	*08/27/12 13:07*	*1*
2-Fluorophenol (Surr)	*73*		*20 - 110*	*07/30/12 10:31*	*08/27/12 13:07*	*1*
Nitrobenzene-d5 (Surr)	*68*		*40 - 110*	*07/30/12 10:31*	*08/27/12 13:07*	*1*
Phenol-d5 (Surr)	*81*		*10 - 115*	*07/30/12 10:31*	*08/27/12 13:07*	*1*
Terphenyl-d14 (Surr)	*74*		*50 - 135*	*07/30/12 10:31*	*08/27/12 13:07*	*1*
2,4,6-Tribromophenol (Surr)	*82*		*40 - 125*	*07/30/12 10:31*	*08/27/12 13:07*	*1*

Client Sample ID: FWGFWGMW-009-0089-GW
Date Collected: 07/25/12 11:41
Date Received: 07/26/12 08:00

Lab Sample ID: 240-13518-46
Matrix: Water

Method: 8270C/DoD - Semivolatile Organic Compounds (GC/MS)

Analyte	Result	Qualifier	LOQ	LOD	DL	Unit	D	Analyzed	Dil Fac
Acenaphthene	0.095	U	0.19	0.095	0.095	ug/L		08/27/12 13:27	1
Acenaphthylene	0.095	U	0.19	0.095	0.095	ug/L		08/27/12 13:27	1
Anthracene	0.095	U	0.19	0.095	0.095	ug/L		08/27/12 13:27	1
Benzo[a]anthracene	0.095	U	0.19	0.095	0.095	ug/L		08/27/12 13:27	1
Benzo[a]pyrene	0.095	U	0.19	0.095	0.095	ug/L		08/27/12 13:27	1
Benzo[b]fluoranthene	0.095	U	0.19	0.095	0.095	ug/L		08/27/12 13:27	1
Benzo[g,h,i]perylene	0.095	U	0.19	0.095	0.095	ug/L		08/27/12 13:27	1
Benzoic acid	9.5	U	24	9.5	9.5	ug/L		08/27/12 13:27	1
Benzo[k]fluoranthene	0.095	U	0.19	0.095	0.095	ug/L		08/27/12 13:27	1
Benzyl alcohol	0.76	U	4.8	0.76	0.36	ug/L		08/27/12 13:27	1
Bis(2-chloroethoxy)methane	0.76	U	0.95	0.76	0.30	ug/L		08/27/12 13:27	1
Bis(2-chloroethyl)ether	0.095	U	0.95	0.095	0.095	ug/L		08/27/12 13:27	1
Bis(2-ethylhexyl) phthalate	**1.1**	**J**	1.9	0.76	0.76	ug/L		08/27/12 13:27	1
4-Bromophenyl phenyl ether	0.76	U	1.9	0.76	0.76	ug/L		08/27/12 13:27	1
Butyl benzyl phthalate	0.76	U	0.95	0.76	0.76	ug/L		08/27/12 13:27	1
Carbazole	0.76	U	0.95	0.76	0.27	ug/L		08/27/12 13:27	1
4-Chloroaniline	0.76	U	1.9	0.76	0.76	ug/L		08/27/12 13:27	1
4-Chloro-3-methylphenol	0.76	U	1.9	0.76	0.76	ug/L		08/27/12 13:27	1
2-Chloronaphthalene	0.095	U	0.95	0.095	0.095	ug/L		08/27/12 13:27	1
2-Chlorophenol	0.76	U	0.95	0.76	0.28	ug/L		08/27/12 13:27	1
4-Chlorophenyl phenyl ether	0.76	U	1.9	0.76	0.29	ug/L		08/27/12 13:27	1
Chrysene	0.095	U	0.19	0.095	0.095	ug/L		08/27/12 13:27	1
Dibenz(a,h)anthracene	0.095	U	0.19	0.095	0.095	ug/L		08/27/12 13:27	1
Dibenzofuran	0.095	U	0.95	0.095	0.095	ug/L		08/27/12 13:27	1
1,2-Dichlorobenzene	0.76	U	0.95	0.76	0.28	ug/L		08/27/12 13:27	1
1,3-Dichlorobenzene	0.76	U	0.95	0.76	0.76	ug/L		08/27/12 13:27	1
1,4-Dichlorobenzene	0.76	U	0.95	0.76	0.32	ug/L		08/27/12 13:27	1
3,3'-Dichlorobenzidine	0.76	U	4.8	0.76	0.35	ug/L		08/27/12 13:27	1
2,4-Dichlorophenol	0.76	U	1.9	0.76	0.76	ug/L		08/27/12 13:27	1
Diethyl phthalate	0.76	U	0.95	0.76	0.57	ug/L		08/27/12 13:27	1
2,4-Dimethylphenol	0.76	U	1.9	0.76	0.76	ug/L		08/27/12 13:27	1
Dimethyl phthalate	0.76	U	0.95	0.76	0.28	ug/L		08/27/12 13:27	1
Di-n-butyl phthalate	0.76	U	0.95	0.76	0.64	ug/L		08/27/12 13:27	1
4,6-Dinitro-2-methylphenol	2.3	U	4.8	2.3	2.3	ug/L		08/27/12 13:27	1
2,4-Dinitrophenol	2.3	U	4.8	2.3	2.3	ug/L		08/27/12 13:27	1
Di-n-octyl phthalate	0.76	U	0.95	0.76	0.76	ug/L		08/27/12 13:27	1
Fluoranthene	0.095	U	0.19	0.095	0.095	ug/L		08/27/12 13:27	1
Fluorene	0.095	U	0.19	0.095	0.095	ug/L		08/27/12 13:27	1
Hexachlorobenzene	0.095	U	0.19	0.095	0.095	ug/L		08/27/12 13:27	1
Hexachlorobutadiene	0.76	U	0.95	0.76	0.26	ug/L		08/27/12 13:27	1
Hexachlorocyclopentadiene	0.76	U	9.5	0.76	0.76	ug/L		08/27/12 13:27	1
Hexachloroethane	0.76	U	0.95	0.76	0.76	ug/L		08/27/12 13:27	1
Indeno[1,2,3-cd]pyrene	0.095	U	0.19	0.095	0.095	ug/L		08/27/12 13:27	1
Isophorone	0.76	U	0.95	0.76	0.26	ug/L		08/27/12 13:27	1
2-Methylnaphthalene	0.095	U	0.19	0.095	0.095	ug/L		08/27/12 13:27	1
2-Methylphenol	0.76	U	0.95	0.76	0.76	ug/L		08/27/12 13:27	1
3 & 4 Methylphenol	0.76	U	1.9	0.76	0.76	ug/L		08/27/12 13:27	1
Naphthalene	0.095	U	0.19	0.095	0.095	ug/L		08/27/12 13:27	1
2-Nitroaniline	0.76	U	1.9	0.76	0.76	ug/L		08/27/12 13:27	1

Client: Environmental Quality Mgt., Inc.
Project/Site: RVAAP (OH)

TestAmerica Job ID: 240-13518-2

Client Sample ID: FWGFWGMW-009-0089-GW
Date Collected: 07/25/12 11:41
Date Received: 07/26/12 08:00

Lab Sample ID: 240-13518-46
Matrix: Water

Method: 8270C/DoD - Semivolatile Organic Compounds (GC/MS) (Continued)

Analyte	Result	Qualifier	LOQ	LOD	DL	Unit	D	Analyzed	Dil Fac
3-Nitroaniline	0.76	U	1.9	0.76	0.27	ug/L		08/27/12 13:27	1
4-Nitroaniline	0.76	U	1.9	0.76	0.76	ug/L		08/27/12 13:27	1
2-Nitrophenol	0.76	U	1.9	0.76	0.27	ug/L		08/27/12 13:27	1
4-Nitrophenol	2.3	U	4.8	2.3	2.3	ug/L		08/27/12 13:27	1
N-Nitrosodi-n-propylamine	0.76	U	0.95	0.76	0.76	ug/L		08/27/12 13:27	1
N-Nitrosodiphenylamine	0.76	U	0.95	0.76	0.30	ug/L		08/27/12 13:27	1
2,2'-oxybis[1-chloropropane]	0.76	U	0.95	0.76	0.38	ug/L		08/27/12 13:27	1
Pentachlorophenol	2.3	U	4.8	2.3	2.3	ug/L		08/27/12 13:27	1
Phenanthrene	0.095	U	0.19	0.095	0.095	ug/L		08/27/12 13:27	1
Phenol	0.76	U	0.95	0.76	0.57	ug/L		08/27/12 13:27	1
Pyrene	0.095	U	0.19	0.095	0.095	ug/L		08/27/12 13:27	1
1,2,4-Trichlorobenzene	0.76	U	0.95	0.76	0.27	ug/L		08/27/12 13:27	1
2,4,5-Trichlorophenol	0.76	U	4.8	0.76	0.29	ug/L		08/27/12 13:27	1
2,4,6-Trichlorophenol	0.76	U	4.8	0.76	0.76	ug/L		08/27/12 13:27	1

Surrogate	*%Recovery*	*Qualifier*	*Limits*	*Prepared*	*Analyzed*	*Dil Fac*
2-Fluorobiphenyl (Surr)	*52*		*50 - 110*	*07/30/12 10:31*	*08/27/12 13:27*	*1*
2-Fluorophenol (Surr)	*62*		*20 - 110*	*07/30/12 10:31*	*08/27/12 13:27*	*1*
Nitrobenzene-d5 (Surr)	*58*		*40 - 110*	*07/30/12 10:31*	*08/27/12 13:27*	*1*
Phenol-d5 (Surr)	*66*		*10 - 115*	*07/30/12 10:31*	*08/27/12 13:27*	*1*
Terphenyl-d14 (Surr)	*70*		*50 - 135*	*07/30/12 10:31*	*08/27/12 13:27*	*1*
2,4,6-Tribromophenol (Surr)	*70*		*40 - 125*	*07/30/12 10:31*	*08/27/12 13:27*	*1*

Client Sample ID: FWGFWGMW-008-0088-GW
Date Collected: 07/25/12 13:01
Date Received: 07/26/12 08:00

Lab Sample ID: 240-13518-48
Matrix: Water

Method: 8270C/DoD - Semivolatile Organic Compounds (GC/MS)

Analyte	Result	Qualifier	LOQ	LOD	DL	Unit	D	Analyzed	Dil Fac
Acenaphthene	0.095	U	0.19	0.095	0.095	ug/L		08/27/12 13:46	1
Acenaphthylene	0.095	U	0.19	0.095	0.095	ug/L		08/27/12 13:46	1
Anthracene	0.095	U	0.19	0.095	0.095	ug/L		08/27/12 13:46	1
Benzo[a]anthracene	0.095	U	0.19	0.095	0.095	ug/L		08/27/12 13:46	1
Benzo[a]pyrene	0.095	U	0.19	0.095	0.095	ug/L		08/27/12 13:46	1
Benzo[b]fluoranthene	0.095	U	0.19	0.095	0.095	ug/L		08/27/12 13:46	1
Benzo[g,h,i]perylene	0.095	U	0.19	0.095	0.095	ug/L		08/27/12 13:46	1
Benzoic acid	9.5	U	24	9.5	9.5	ug/L		08/27/12 13:46	1
Benzo[k]fluoranthene	0.095	U	0.19	0.095	0.095	ug/L		08/27/12 13:46	1
Benzyl alcohol	0.76	U	4.8	0.76	0.36	ug/L		08/27/12 13:46	1
Bis(2-chloroethoxy)methane	0.76	U	0.95	0.76	0.30	ug/L		08/27/12 13:46	1
Bis(2-chloroethyl)ether	0.095	U	0.95	0.095	0.095	ug/L		08/27/12 13:46	1
Bis(2-ethylhexyl) phthalate	**0.84**	**J**	1.9	0.76	0.76	ug/L		08/27/12 13:46	1
4-Bromophenyl phenyl ether	0.76	U	1.9	0.76	0.76	ug/L		08/27/12 13:46	1
Butyl benzyl phthalate	0.76	U	0.95	0.76	0.76	ug/L		08/27/12 13:46	1
Carbazole	0.76	U	0.95	0.76	0.27	ug/L		08/27/12 13:46	1
4-Chloroaniline	0.76	U	1.9	0.76	0.76	ug/L		08/27/12 13:46	1
4-Chloro-3-methylphenol	0.76	U	1.9	0.76	0.76	ug/L		08/27/12 13:46	1
2-Chloronaphthalene	0.095	U	0.95	0.095	0.095	ug/L		08/27/12 13:46	1
2-Chlorophenol	0.76	U	0.95	0.76	0.28	ug/L		08/27/12 13:46	1
4-Chlorophenyl phenyl ether	0.76	U	1.9	0.76	0.29	ug/L		08/27/12 13:46	1
Chrysene	0.095	U	0.19	0.095	0.095	ug/L		08/27/12 13:46	1
Dibenz(a,h)anthracene	0.095	U	0.19	0.095	0.095	ug/L		08/27/12 13:46	1
Dibenzofuran	0.095	U	0.95	0.095	0.095	ug/L		08/27/12 13:46	1
1,2-Dichlorobenzene	0.76	U	0.95	0.76	0.28	ug/L		08/27/12 13:46	1
1,3-Dichlorobenzene	0.76	U	0.95	0.76	0.76	ug/L		08/27/12 13:46	1
1,4-Dichlorobenzene	0.76	U	0.95	0.76	0.32	ug/L		08/27/12 13:46	1
3,3'-Dichlorobenzidine	0.76	U	4.8	0.76	0.35	ug/L		08/27/12 13:46	1
2,4-Dichlorophenol	0.76	U	1.9	0.76	0.76	ug/L		08/27/12 13:46	1
Diethyl phthalate	0.76	U	0.95	0.76	0.57	ug/L		08/27/12 13:46	1
2,4-Dimethylphenol	0.76	U	1.9	0.76	0.76	ug/L		08/27/12 13:46	1
Dimethyl phthalate	0.76	U	0.95	0.76	0.28	ug/L		08/27/12 13:46	1
Di-n-butyl phthalate	0.76	U	0.95	0.76	0.64	ug/L		08/27/12 13:46	1
4,6-Dinitro-2-methylphenol	2.3	U	4.8	2.3	2.3	ug/L		08/27/12 13:46	1
2,4-Dinitrophenol	2.3	U	4.8	2.3	2.3	ug/L		08/27/12 13:46	1
Di-n-octyl phthalate	0.76	U	0.95	0.76	0.76	ug/L		08/27/12 13:46	1
Fluoranthene	0.095	U	0.19	0.095	0.095	ug/L		08/27/12 13:46	1
Fluorene	0.095	U	0.19	0.095	0.095	ug/L		08/27/12 13:46	1
Hexachlorobenzene	0.095	U	0.19	0.095	0.095	ug/L		08/27/12 13:46	1
Hexachlorobutadiene	0.76	U	0.95	0.76	0.26	ug/L		08/27/12 13:46	1
Hexachlorocyclopentadiene	0.76	U	9.5	0.76	0.76	ug/L		08/27/12 13:46	1
Hexachloroethane	0.76	U	0.95	0.76	0.76	ug/L		08/27/12 13:46	1
Indeno[1,2,3-cd]pyrene	0.095	U	0.19	0.095	0.095	ug/L		08/27/12 13:46	1
Isophorone	0.76	U	0.95	0.76	0.26	ug/L		08/27/12 13:46	1
2-Methylnaphthalene	0.095	U	0.19	0.095	0.095	ug/L		08/27/12 13:46	1
2-Methylphenol	0.76	U	0.95	0.76	0.76	ug/L		08/27/12 13:46	1
3 & 4 Methylphenol	0.76	U	1.9	0.76	0.76	ug/L		08/27/12 13:46	1
Naphthalene	0.095	U	0.19	0.095	0.095	ug/L		08/27/12 13:46	1
2-Nitroaniline	0.76	U	1.9	0.76	0.76	ug/L		08/27/12 13:46	1

Client: Environmental Quality Mgt., Inc.
Project/Site: RVAAP (OH)

TestAmerica Job ID: 240-13518-2

Client Sample ID: FWGFWGMW-008-0088-GW
Date Collected: 07/25/12 13:01
Date Received: 07/26/12 08:00

Lab Sample ID: 240-13518-48
Matrix: Water

Method: 8270C/DoD - Semivolatile Organic Compounds (GC/MS) (Continued)

Analyte	Result	Qualifier	LOQ	LOD	DL	Unit	D	Analyzed	Dil Fac
3-Nitroaniline	0.76	U	1.9	0.76	0.27	ug/L		08/27/12 13:46	1
4-Nitroaniline	0.76	U	1.9	0.76	0.76	ug/L		08/27/12 13:46	1
2-Nitrophenol	0.76	U	1.9	0.76	0.27	ug/L		08/27/12 13:46	1
4-Nitrophenol	2.3	U	4.8	2.3	2.3	ug/L		08/27/12 13:46	1
N-Nitrosodi-n-propylamine	0.76	U	0.95	0.76	0.76	ug/L		08/27/12 13:46	1
N-Nitrosodiphenylamine	0.76	U	0.95	0.76	0.30	ug/L		08/27/12 13:46	1
2,2'-oxybis[1-chloropropane]	0.76	U	0.95	0.76	0.38	ug/L		08/27/12 13:46	1
Pentachlorophenol	2.3	U	4.8	2.3	2.3	ug/L		08/27/12 13:46	1
Phenanthrene	0.095	U	0.19	0.095	0.095	ug/L		08/27/12 13:46	1
Phenol	0.76	U	0.95	0.76	0.57	ug/L		08/27/12 13:46	1
Pyrene	0.095	U	0.19	0.095	0.095	ug/L		08/27/12 13:46	1
1,2,4-Trichlorobenzene	0.76	U	0.95	0.76	0.27	ug/L		08/27/12 13:46	1
2,4,5-Trichlorophenol	0.76	U	4.8	0.76	0.29	ug/L		08/27/12 13:46	1
2,4,6-Trichlorophenol	0.76	U	4.8	0.76	0.76	ug/L		08/27/12 13:46	1

Surrogate	*%Recovery*	*Qualifier*	*Limits*	*Prepared*	*Analyzed*	*Dil Fac*
2-Fluorobiphenyl (Surr)	*57*		*50 - 110*	*07/30/12 10:31*	*08/27/12 13:46*	*1*
2-Fluorophenol (Surr)	*66*		*20 - 110*	*07/30/12 10:31*	*08/27/12 13:46*	*1*
Nitrobenzene-d5 (Surr)	*60*		*40 - 110*	*07/30/12 10:31*	*08/27/12 13:46*	*1*
Phenol-d5 (Surr)	*74*		*10 - 115*	*07/30/12 10:31*	*08/27/12 13:46*	*1*
Terphenyl-d14 (Surr)	*65*		*50 - 135*	*07/30/12 10:31*	*08/27/12 13:46*	*1*
2,4,6-Tribromophenol (Surr)	*79*		*40 - 125*	*07/30/12 10:31*	*08/27/12 13:46*	*1*

Client Sample ID: FWGFWGMW-013-0093-GW
Lab Sample ID: 240-13518-50
Date Collected: 07/25/12 14:57
Matrix: Water
Date Received: 07/26/12 08:00

Method: 8270C/DoD - Semivolatile Organic Compounds (GC/MS)

Analyte	Result	Qualifier	LOQ	LOD	DL	Unit	D	Analyzed	Dil Fac
Acenaphthene	0.095	U	0.19	0.095	0.095	ug/L		08/27/12 14:06	1
Acenaphthylene	0.095	U	0.19	0.095	0.095	ug/L		08/27/12 14:06	1
Anthracene	0.095	U	0.19	0.095	0.095	ug/L		08/27/12 14:06	1
Benzo[a]anthracene	0.095	U	0.19	0.095	0.095	ug/L		08/27/12 14:06	1
Benzo[a]pyrene	0.095	U	0.19	0.095	0.095	ug/L		08/27/12 14:06	1
Benzo[b]fluoranthene	0.095	U	0.19	0.095	0.095	ug/L		08/27/12 14:06	1
Benzo[g,h,i]perylene	0.095	U	0.19	0.095	0.095	ug/L		08/27/12 14:06	1
Benzoic acid	9.5	U	24	9.5	9.5	ug/L		08/27/12 14:06	1
Benzo[k]fluoranthene	0.095	U	0.19	0.095	0.095	ug/L		08/27/12 14:06	1
Benzyl alcohol	0.76	U	4.8	0.76	0.36	ug/L		08/27/12 14:06	1
Bis(2-chloroethoxy)methane	0.76	U	0.95	0.76	0.30	ug/L		08/27/12 14:06	1
Bis(2-chloroethyl)ether	0.095	U	0.95	0.095	0.095	ug/L		08/27/12 14:06	1
Bis(2-ethylhexyl) phthalate	**1.6**	**J**	1.9	0.76	0.76	ug/L		08/27/12 14:06	1
4-Bromophenyl phenyl ether	0.76	U	1.9	0.76	0.76	ug/L		08/27/12 14:06	1
Butyl benzyl phthalate	0.76	U	0.95	0.76	0.76	ug/L		08/27/12 14:06	1
Carbazole	0.76	U	0.95	0.76	0.27	ug/L		08/27/12 14:06	1
4-Chloroaniline	0.76	U	1.9	0.76	0.76	ug/L		08/27/12 14:06	1
4-Chloro-3-methylphenol	0.76	U	1.9	0.76	0.76	ug/L		08/27/12 14:06	1
2-Chloronaphthalene	0.095	U	0.95	0.095	0.095	ug/L		08/27/12 14:06	1
2-Chlorophenol	0.76	U	0.95	0.76	0.28	ug/L		08/27/12 14:06	1
4-Chlorophenyl phenyl ether	0.76	U	1.9	0.76	0.29	ug/L		08/27/12 14:06	1
Chrysene	0.095	U	0.19	0.095	0.095	ug/L		08/27/12 14:06	1
Dibenz(a,h)anthracene	0.095	U	0.19	0.095	0.095	ug/L		08/27/12 14:06	1
Dibenzofuran	0.095	U	0.95	0.095	0.095	ug/L		08/27/12 14:06	1
1,2-Dichlorobenzene	0.76	U	0.95	0.76	0.28	ug/L		08/27/12 14:06	1
1,3-Dichlorobenzene	0.76	U	0.95	0.76	0.76	ug/L		08/27/12 14:06	1
1,4-Dichlorobenzene	0.76	U	0.95	0.76	0.32	ug/L		08/27/12 14:06	1
3,3'-Dichlorobenzidine	0.76	U	4.8	0.76	0.35	ug/L		08/27/12 14:06	1
2,4-Dichlorophenol	0.76	U	1.9	0.76	0.76	ug/L		08/27/12 14:06	1
Diethyl phthalate	0.76	U	0.95	0.76	0.57	ug/L		08/27/12 14:06	1
2,4-Dimethylphenol	0.76	U	1.9	0.76	0.76	ug/L		08/27/12 14:06	1
Dimethyl phthalate	0.76	U	0.95	0.76	0.28	ug/L		08/27/12 14:06	1
Di-n-butyl phthalate	0.76	U	0.95	0.76	0.64	ug/L		08/27/12 14:06	1
4,6-Dinitro-2-methylphenol	2.3	U	4.8	2.3	2.3	ug/L		08/27/12 14:06	1
2,4-Dinitrophenol	2.3	U	4.8	2.3	2.3	ug/L		08/27/12 14:06	1
Di-n-octyl phthalate	0.76	U	0.95	0.76	0.76	ug/L		08/27/12 14:06	1
Fluoranthene	0.095	U	0.19	0.095	0.095	ug/L		08/27/12 14:06	1
Fluorene	0.095	U	0.19	0.095	0.095	ug/L		08/27/12 14:06	1
Hexachlorobenzene	0.095	U	0.19	0.095	0.095	ug/L		08/27/12 14:06	1
Hexachlorobutadiene	0.76	U	0.95	0.76	0.26	ug/L		08/27/12 14:06	1
Hexachlorocyclopentadiene	0.76	U	9.5	0.76	0.76	ug/L		08/27/12 14:06	1
Hexachloroethane	0.76	U	0.95	0.76	0.76	ug/L		08/27/12 14:06	1
Indeno[1,2,3-cd]pyrene	0.095	U	0.19	0.095	0.095	ug/L		08/27/12 14:06	1
Isophorone	0.76	U	0.95	0.76	0.26	ug/L		08/27/12 14:06	1
2-Methylnaphthalene	0.095	U	0.19	0.095	0.095	ug/L		08/27/12 14:06	1
2-Methylphenol	0.76	U	0.95	0.76	0.76	ug/L		08/27/12 14:06	1
3 & 4 Methylphenol	0.76	U	1.9	0.76	0.76	ug/L		08/27/12 14:06	1
Naphthalene	0.095	U	0.19	0.095	0.095	ug/L		08/27/12 14:06	1
2-Nitroaniline	0.76	U	1.9	0.76	0.76	ug/L		08/27/12 14:06	1

Client: Environmental Quality Mgt., Inc.
Project/Site: RVAAP (OH)

TestAmerica Job ID: 240-13518-2

Client Sample ID: FWGFWGMW-013-0093-GW
Date Collected: 07/25/12 14:57
Date Received: 07/26/12 08:00

Lab Sample ID: 240-13518-50
Matrix: Water

Method: 8270C/DoD - Semivolatile Organic Compounds (GC/MS) (Continued)

Analyte	Result	Qualifier	LOQ	LOD	DL	Unit	D	Analyzed	Dil Fac
3-Nitroaniline	0.76	U	1.9	0.76	0.27	ug/L		08/27/12 14:06	1
4-Nitroaniline	0.76	U	1.9	0.76	0.76	ug/L		08/27/12 14:06	1
2-Nitrophenol	0.76	U	1.9	0.76	0.27	ug/L		08/27/12 14:06	1
4-Nitrophenol	2.3	U	4.8	2.3	2.3	ug/L		08/27/12 14:06	1
N-Nitrosodi-n-propylamine	0.76	U	0.95	0.76	0.76	ug/L		08/27/12 14:06	1
N-Nitrosodiphenylamine	0.76	U	0.95	0.76	0.30	ug/L		08/27/12 14:06	1
2,2'-oxybis[1-chloropropane]	0.76	U	0.95	0.76	0.38	ug/L		08/27/12 14:06	1
Pentachlorophenol	2.3	U	4.8	2.3	2.3	ug/L		08/27/12 14:06	1
Phenanthrene	0.095	U	0.19	0.095	0.095	ug/L		08/27/12 14:06	1
Phenol	0.76	U	0.95	0.76	0.57	ug/L		08/27/12 14:06	1
Pyrene	0.095	U	0.19	0.095	0.095	ug/L		08/27/12 14:06	1
1,2,4-Trichlorobenzene	0.76	U	0.95	0.76	0.27	ug/L		08/27/12 14:06	1
2,4,5-Trichlorophenol	0.76	U	4.8	0.76	0.29	ug/L		08/27/12 14:06	1
2,4,6-Trichlorophenol	0.76	U	4.8	0.76	0.76	ug/L		08/27/12 14:06	1

Surrogate	*%Recovery*	*Qualifier*	*Limits*	*Prepared*	*Analyzed*	*Dil Fac*
2-Fluorobiphenyl (Surr)	*54*		*50 - 110*	*07/30/12 10:31*	*08/27/12 14:06*	*1*
2-Fluorophenol (Surr)	*62*		*20 - 110*	*07/30/12 10:31*	*08/27/12 14:06*	*1*
Nitrobenzene-d5 (Surr)	*60*		*40 - 110*	*07/30/12 10:31*	*08/27/12 14:06*	*1*
Phenol-d5 (Surr)	*69*		*10 - 115*	*07/30/12 10:31*	*08/27/12 14:06*	*1*
Terphenyl-d14 (Surr)	*74*		*50 - 135*	*07/30/12 10:31*	*08/27/12 14:06*	*1*
2,4,6-Tribromophenol (Surr)	*73*		*40 - 125*	*07/30/12 10:31*	*08/27/12 14:06*	*1*

Client Sample ID: FWGFWGMW-004-0084-GW
Date Collected: 07/25/12 16:21
Date Received: 07/26/12 08:00

Lab Sample ID: 240-13518-52
Matrix: Water

Method: 8270C/DoD - Semivolatile Organic Compounds (GC/MS)

Analyte	Result	Qualifier	LOQ	LOD	DL	Unit	D	Analyzed	Dil Fac
Acenaphthene	0.095	U	0.19	0.095	0.095	ug/L		08/27/12 14:25	1
Acenaphthylene	0.095	U	0.19	0.095	0.095	ug/L		08/27/12 14:25	1
Anthracene	0.095	U	0.19	0.095	0.095	ug/L		08/27/12 14:25	1
Benzo[a]anthracene	0.095	U	0.19	0.095	0.095	ug/L		08/27/12 14:25	1
Benzo[a]pyrene	0.095	U	0.19	0.095	0.095	ug/L		08/27/12 14:25	1
Benzo[b]fluoranthene	0.095	U	0.19	0.095	0.095	ug/L		08/27/12 14:25	1
Benzo[g,h,i]perylene	0.095	U	0.19	0.095	0.095	ug/L		08/27/12 14:25	1
Benzoic acid	9.5	U	24	9.5	9.5	ug/L		08/27/12 14:25	1
Benzo[k]fluoranthene	0.095	U	0.19	0.095	0.095	ug/L		08/27/12 14:25	1
Benzyl alcohol	0.76	U	4.8	0.76	0.36	ug/L		08/27/12 14:25	1
Bis(2-chloroethoxy)methane	0.76	U	0.95	0.76	0.30	ug/L		08/27/12 14:25	1
Bis(2-chloroethyl)ether	0.095	U	0.95	0.095	0.095	ug/L		08/27/12 14:25	1
Bis(2-ethylhexyl) phthalate	**1.3**	**J**	1.9	0.76	0.76	ug/L		08/27/12 14:25	1
4-Bromophenyl phenyl ether	0.76	U	1.9	0.76	0.76	ug/L		08/27/12 14:25	1
Butyl benzyl phthalate	0.76	U	0.95	0.76	0.76	ug/L		08/27/12 14:25	1
Carbazole	0.76	U	0.95	0.76	0.27	ug/L		08/27/12 14:25	1
4-Chloroaniline	0.76	U	1.9	0.76	0.76	ug/L		08/27/12 14:25	1
4-Chloro-3-methylphenol	0.76	U	1.9	0.76	0.76	ug/L		08/27/12 14:25	1
2-Chloronaphthalene	0.095	U	0.95	0.095	0.095	ug/L		08/27/12 14:25	1
2-Chlorophenol	0.76	U	0.95	0.76	0.28	ug/L		08/27/12 14:25	1
4-Chlorophenyl phenyl ether	0.76	U	1.9	0.76	0.29	ug/L		08/27/12 14:25	1
Chrysene	0.095	U	0.19	0.095	0.095	ug/L		08/27/12 14:25	1
Dibenz(a,h)anthracene	0.095	U	0.19	0.095	0.095	ug/L		08/27/12 14:25	1
Dibenzofuran	0.095	U	0.95	0.095	0.095	ug/L		08/27/12 14:25	1
1,2-Dichlorobenzene	0.76	U	0.95	0.76	0.28	ug/L		08/27/12 14:25	1
1,3-Dichlorobenzene	0.76	U	0.95	0.76	0.76	ug/L		08/27/12 14:25	1
1,4-Dichlorobenzene	0.76	U	0.95	0.76	0.32	ug/L		08/27/12 14:25	1
3,3'-Dichlorobenzidine	0.76	U	4.8	0.76	0.35	ug/L		08/27/12 14:25	1
2,4-Dichlorophenol	0.76	U	1.9	0.76	0.76	ug/L		08/27/12 14:25	1
Diethyl phthalate	0.76	U	0.95	0.76	0.57	ug/L		08/27/12 14:25	1
2,4-Dimethylphenol	0.76	U	1.9	0.76	0.76	ug/L		08/27/12 14:25	1
Dimethyl phthalate	0.76	U	0.95	0.76	0.28	ug/L		08/27/12 14:25	1
Di-n-butyl phthalate	0.76	U	0.95	0.76	0.64	ug/L		08/27/12 14:25	1
4,6-Dinitro-2-methylphenol	2.3	U	4.8	2.3	2.3	ug/L		08/27/12 14:25	1
2,4-Dinitrophenol	2.3	U	4.8	2.3	2.3	ug/L		08/27/12 14:25	1
Di-n-octyl phthalate	0.76	U	0.95	0.76	0.76	ug/L		08/27/12 14:25	1
Fluoranthene	0.095	U	0.19	0.095	0.095	ug/L		08/27/12 14:25	1
Fluorene	0.095	U	0.19	0.095	0.095	ug/L		08/27/12 14:25	1
Hexachlorobenzene	0.095	U	0.19	0.095	0.095	ug/L		08/27/12 14:25	1
Hexachlorobutadiene	0.76	U	0.95	0.76	0.26	ug/L		08/27/12 14:25	1
Hexachlorocyclopentadiene	0.76	U	9.5	0.76	0.76	ug/L		08/27/12 14:25	1
Hexachloroethane	0.76	U	0.95	0.76	0.76	ug/L		08/27/12 14:25	1
Indeno[1,2,3-cd]pyrene	0.095	U	0.19	0.095	0.095	ug/L		08/27/12 14:25	1
Isophorone	0.76	U	0.95	0.76	0.26	ug/L		08/27/12 14:25	1
2-Methylnaphthalene	0.095	U	0.19	0.095	0.095	ug/L		08/27/12 14:25	1
2-Methylphenol	0.76	U	0.95	0.76	0.76	ug/L		08/27/12 14:25	1
3 & 4 Methylphenol	0.76	U	1.9	0.76	0.76	ug/L		08/27/12 14:25	1
Naphthalene	0.095	U	0.19	0.095	0.095	ug/L		08/27/12 14:25	1
2-Nitroaniline	0.76	U	1.9	0.76	0.76	ug/L		08/27/12 14:25	1

Client Sample ID: FWGFWGMW-004-0084-GW
Date Collected: 07/25/12 16:21
Date Received: 07/26/12 08:00

Lab Sample ID: 240-13518-52
Matrix: Water

Method: 8270C/DoD - Semivolatile Organic Compounds (GC/MS) (Continued)

Analyte	Result	Qualifier	LOQ	LOD	DL	Unit	D	Analyzed	Dil Fac
3-Nitroaniline	0.76	U	1.9	0.76	0.27	ug/L		08/27/12 14:25	1
4-Nitroaniline	0.76	U	1.9	0.76	0.76	ug/L		08/27/12 14:25	1
2-Nitrophenol	0.76	U	1.9	0.76	0.27	ug/L		08/27/12 14:25	1
4-Nitrophenol	2.3	U	4.8	2.3	2.3	ug/L		08/27/12 14:25	1
N-Nitrosodi-n-propylamine	0.76	U	0.95	0.76	0.76	ug/L		08/27/12 14:25	1
N-Nitrosodiphenylamine	0.76	U	0.95	0.76	0.30	ug/L		08/27/12 14:25	1
2,2'-oxybis[1-chloropropane]	0.76	U	0.95	0.76	0.38	ug/L		08/27/12 14:25	1
Pentachlorophenol	2.3	U	4.8	2.3	2.3	ug/L		08/27/12 14:25	1
Phenanthrene	0.095	U	0.19	0.095	0.095	ug/L		08/27/12 14:25	1
Phenol	0.76	U	0.95	0.76	0.57	ug/L		08/27/12 14:25	1
Pyrene	0.095	U	0.19	0.095	0.095	ug/L		08/27/12 14:25	1
1,2,4-Trichlorobenzene	0.76	U	0.95	0.76	0.27	ug/L		08/27/12 14:25	1
2,4,5-Trichlorophenol	0.76	U	4.8	0.76	0.29	ug/L		08/27/12 14:25	1
2,4,6-Trichlorophenol	0.76	U	4.8	0.76	0.76	ug/L		08/27/12 14:25	1

Surrogate	*%Recovery*	*Qualifier*	*Limits*	*Prepared*	*Analyzed*	*Dil Fac*
2-Fluorobiphenyl (Surr)	*52*		*50 - 110*	*07/30/12 10:31*	*08/27/12 14:25*	*1*
2-Fluorophenol (Surr)	*62*		*20 - 110*	*07/30/12 10:31*	*08/27/12 14:25*	*1*
Nitrobenzene-d5 (Surr)	*58*		*40 - 110*	*07/30/12 10:31*	*08/27/12 14:25*	*1*
Phenol-d5 (Surr)	*66*		*10 - 115*	*07/30/12 10:31*	*08/27/12 14:25*	*1*
Terphenyl-d14 (Surr)	*64*		*50 - 135*	*07/30/12 10:31*	*08/27/12 14:25*	*1*
2,4,6-Tribromophenol (Surr)	*68*		*40 - 125*	*07/30/12 10:31*	*08/27/12 14:25*	*1*

Client Sample ID: FWGEQUIPRINSE3-0156-GW
Date Collected: 07/25/12 17:17
Date Received: 07/26/12 08:00

Lab Sample ID: 240-13518-54
Matrix: Water

Method: 8270C/DoD - Semivolatile Organic Compounds (GC/MS)

Analyte	Result	Qualifier	LOQ	LOD	DL	Unit	D	Analyzed	Dil Fac
Acenaphthene	0.095	U	0.19	0.095	0.095	ug/L		08/27/12 14:45	1
Acenaphthylene	0.095	U	0.19	0.095	0.095	ug/L		08/27/12 14:45	1
Anthracene	0.095	U	0.19	0.095	0.095	ug/L		08/27/12 14:45	1
Benzo[a]anthracene	0.095	U	0.19	0.095	0.095	ug/L		08/27/12 14:45	1
Benzo[a]pyrene	0.095	U	0.19	0.095	0.095	ug/L		08/27/12 14:45	1
Benzo[b]fluoranthene	0.095	U	0.19	0.095	0.095	ug/L		08/27/12 14:45	1
Benzo[g,h,i]perylene	0.095	U	0.19	0.095	0.095	ug/L		08/27/12 14:45	1
Benzoic acid	9.5	U	24	9.5	9.5	ug/L		08/27/12 14:45	1
Benzo[k]fluoranthene	0.095	U	0.19	0.095	0.095	ug/L		08/27/12 14:45	1
Benzyl alcohol	0.76	U	4.8	0.76	0.36	ug/L		08/27/12 14:45	1
Bis(2-chloroethoxy)methane	0.76	U	0.95	0.76	0.30	ug/L		08/27/12 14:45	1
Bis(2-chloroethyl)ether	0.095	U	0.95	0.095	0.095	ug/L		08/27/12 14:45	1
Bis(2-ethylhexyl) phthalate	0.76	U	1.9	0.76	0.76	ug/L		08/27/12 14:45	1
4-Bromophenyl phenyl ether	0.76	U	1.9	0.76	0.76	ug/L		08/27/12 14:45	1
Butyl benzyl phthalate	0.76	U	0.95	0.76	0.76	ug/L		08/27/12 14:45	1
Carbazole	0.76	U	0.95	0.76	0.27	ug/L		08/27/12 14:45	1
4-Chloroaniline	0.76	U	1.9	0.76	0.76	ug/L		08/27/12 14:45	1
4-Chloro-3-methylphenol	0.76	U	1.9	0.76	0.76	ug/L		08/27/12 14:45	1
2-Chloronaphthalene	0.095	U	0.95	0.095	0.095	ug/L		08/27/12 14:45	1
2-Chlorophenol	0.76	U	0.95	0.76	0.28	ug/L		08/27/12 14:45	1
4-Chlorophenyl phenyl ether	0.76	U	1.9	0.76	0.29	ug/L		08/27/12 14:45	1
Chrysene	0.095	U	0.19	0.095	0.095	ug/L		08/27/12 14:45	1
Dibenz(a,h)anthracene	0.095	U	0.19	0.095	0.095	ug/L		08/27/12 14:45	1
Dibenzofuran	0.095	U	0.95	0.095	0.095	ug/L		08/27/12 14:45	1
1,2-Dichlorobenzene	0.76	U	0.95	0.76	0.28	ug/L		08/27/12 14:45	1
1,3-Dichlorobenzene	0.76	U	0.95	0.76	0.76	ug/L		08/27/12 14:45	1
1,4-Dichlorobenzene	0.76	U	0.95	0.76	0.32	ug/L		08/27/12 14:45	1
3,3'-Dichlorobenzidine	0.76	U	4.8	0.76	0.35	ug/L		08/27/12 14:45	1
2,4-Dichlorophenol	0.76	U	1.9	0.76	0.76	ug/L		08/27/12 14:45	1
Diethyl phthalate	0.76	U	0.95	0.76	0.57	ug/L		08/27/12 14:45	1
2,4-Dimethylphenol	0.76	U	1.9	0.76	0.76	ug/L		08/27/12 14:45	1
Dimethyl phthalate	0.76	U	0.95	0.76	0.28	ug/L		08/27/12 14:45	1
Di-n-butyl phthalate	0.76	U	0.95	0.76	0.64	ug/L		08/27/12 14:45	1
4,6-Dinitro-2-methylphenol	2.3	U	4.8	2.3	2.3	ug/L		08/27/12 14:45	1
2,4-Dinitrophenol	2.3	U	4.8	2.3	2.3	ug/L		08/27/12 14:45	1
Di-n-octyl phthalate	0.76	U	0.95	0.76	0.76	ug/L		08/27/12 14:45	1
Fluoranthene	0.095	U	0.19	0.095	0.095	ug/L		08/27/12 14:45	1
Fluorene	0.095	U	0.19	0.095	0.095	ug/L		08/27/12 14:45	1
Hexachlorobenzene	0.095	U	0.19	0.095	0.095	ug/L		08/27/12 14:45	1
Hexachlorobutadiene	0.76	U	0.95	0.76	0.26	ug/L		08/27/12 14:45	1
Hexachlorocyclopentadiene	0.76	U	9.5	0.76	0.76	ug/L		08/27/12 14:45	1
Hexachloroethane	0.76	U	0.95	0.76	0.76	ug/L		08/27/12 14:45	1
Indeno[1,2,3-cd]pyrene	0.095	U	0.19	0.095	0.095	ug/L		08/27/12 14:45	1
Isophorone	0.76	U	0.95	0.76	0.26	ug/L		08/27/12 14:45	1
2-Methylnaphthalene	0.095	U	0.19	0.095	0.095	ug/L		08/27/12 14:45	1
2-Methylphenol	0.76	U	0.95	0.76	0.76	ug/L		08/27/12 14:45	1
3 & 4 Methylphenol	0.76	U	1.9	0.76	0.76	ug/L		08/27/12 14:45	1
Naphthalene	0.095	U	0.19	0.095	0.095	ug/L		08/27/12 14:45	1
2-Nitroaniline	0.76	U	1.9	0.76	0.76	ug/L		08/27/12 14:45	1

Client: Environmental Quality Mgt., Inc.
Project/Site: RVAAP (OH)

TestAmerica Job ID: 240-13518-2

Client Sample ID: FWGEQUIPRINSE3-0156-GW
Date Collected: 07/25/12 17:17
Date Received: 07/26/12 08:00

Lab Sample ID: 240-13518-54
Matrix: Water

Method: 8270C/DoD - Semivolatile Organic Compounds (GC/MS) (Continued)

Analyte	Result	Qualifier	LOQ	LOD	DL	Unit	D	Analyzed	Dil Fac
3-Nitroaniline	0.76	U	1.9	0.76	0.27	ug/L		08/27/12 14:45	1
4-Nitroaniline	0.76	U	1.9	0.76	0.76	ug/L		08/27/12 14:45	1
2-Nitrophenol	0.76	U	1.9	0.76	0.27	ug/L		08/27/12 14:45	1
4-Nitrophenol	2.3	U	4.8	2.3	2.3	ug/L		08/27/12 14:45	1
N-Nitrosodi-n-propylamine	0.76	U	0.95	0.76	0.76	ug/L		08/27/12 14:45	1
N-Nitrosodiphenylamine	0.76	U	0.95	0.76	0.30	ug/L		08/27/12 14:45	1
2,2'-oxybis[1-chloropropane]	0.76	U	0.95	0.76	0.38	ug/L		08/27/12 14:45	1
Pentachlorophenol	2.3	U	4.8	2.3	2.3	ug/L		08/27/12 14:45	1
Phenanthrene	0.095	U	0.19	0.095	0.095	ug/L		08/27/12 14:45	1
Phenol	0.76	U	0.95	0.76	0.57	ug/L		08/27/12 14:45	1
Pyrene	0.095	U	0.19	0.095	0.095	ug/L		08/27/12 14:45	1
1,2,4-Trichlorobenzene	0.76	U	0.95	0.76	0.27	ug/L		08/27/12 14:45	1
2,4,5-Trichlorophenol	0.76	U	4.8	0.76	0.29	ug/L		08/27/12 14:45	1
2,4,6-Trichlorophenol	0.76	U	4.8	0.76	0.76	ug/L		08/27/12 14:45	1

Surrogate	*%Recovery*	*Qualifier*	*Limits*	*Prepared*	*Analyzed*	*Dil Fac*
2-Fluorobiphenyl (Surr)	*46*	*Q M*	*50 - 110*	*07/30/12 10:31*	*08/27/12 14:45*	*1*
2-Fluorophenol (Surr)	*54*		*20 - 110*	*07/30/12 10:31*	*08/27/12 14:45*	*1*
Nitrobenzene-d5 (Surr)	*50*		*40 - 110*	*07/30/12 10:31*	*08/27/12 14:45*	*1*
Phenol-d5 (Surr)	*56*		*10 - 115*	*07/30/12 10:31*	*08/27/12 14:45*	*1*
Terphenyl-d14 (Surr)	*71*		*50 - 135*	*07/30/12 10:31*	*08/27/12 14:45*	*1*
2,4,6-Tribromophenol (Surr)	*53*		*40 - 125*	*07/30/12 10:31*	*08/27/12 14:45*	*1*

Appendix I

Ravenna, OH Data Review Checklist

Project Number: 030174.0016
Sample Event: July 2012
Data Reviewer/Date: Angye Dragotta/Sept 13, 2012

SDG: 240-13518-1 Rev0
Analysis: SW846 8260B

Review Questions:	Yes	No	N/A	Comments	Qual/Criteria
1. Did Chain-of-Custody information agree with laboratory report?	X				
2. Were samples preserved properly and received in good condition?	X				QAPP Table 5-1,
3. Were holding times met?	X				QAPP Table 5-1, J/UJ/R
4. Were sample storage requirements met?	X				QAPP Table 5-1,
5. Were all QAPP addendum-specified target analytes reported?	X				QAPP Table 4-5
6. Was the GC/MS system tuned with bromofluorobenzene (BFB) during each 12 hour shift (prior to ICAL and Cal Ver.)?	X				QSM Table F-4
7. Calibration					
7a. Did the initial calibration curve consist of 5 concentration levels?	X			Instrument A3UX11–6/19/12 Instrument A3UX15–7/23/12	QSM Table F-4 R
7b. Did the Calibration Check Compounds (CCCs) (see Table 1 below) relative standard deviations (%RSD) ≤ 30%?	X				QSM Table F-4 R
7c. Were the minimum response factors (RFs) for the System Performance Check Compounds (SPCCs) (see Table 2 below) met?	X				QSM Table F-4
7d. Did target analytes with an average calibration type have an RSD ≤ 15%?	X				QSM Table F-4 15% <RSD< 20% = J/UJ
7e. IF the RSD was >15% was a different calibration option used?	X				
7f. If a linear regression curve was used, was the correlation coefficient r>0.995?	X			Instrument A3UX11–6/19/12-Acetone and methylene chloride used a linear fit with r>0.995. Instrument A3UX15–7/23/12-Methylene chloride used a linear fit with r>0.995.	QSM Table F-4 R<0.99=-J/R
7g. If a non-linear regression was used, was the COD r≥0.99, with a minimum of 6 points for second order and 7 points for third order?			X	Instrument A3UX15–7/23/12- cis-1,3-dichloropropene, bromoform and trans-1,3-dichloropropene	QSM Table F-4 R<0.99=-J/R
8. Was a LOD Level Verification performed quarterly for each reported analyte with detected results?	X			Instrument A3UX15–5/16/12 @1228, 1250,1313 Instrument A3UX11–5/15/12 @1448, 1425 5/2/12 @ 1510	QSM Table F-4 and section D.1.2.1

Project Number: 030174.0016
Sample Event: July 2012
Data Reviewer/Date: Angye Dragotta/Sept 13, 2012

SDG: 240-13518-1 Rev0
Analysis: SW846 8260B

Review Questions:	Yes	No	N/A	Comments	Qual/Criteria
9. Was a MRL Level Verification run at the beginning and end of every daily sequence or every 12 hours?	X				
10. Were the QC/MRL recoveries 70-130%		X		A3UX15–7/30/12- Opening MRL analyzed @ 1016 recovered above control limits of 70-130% for cis-1,3-dicloropropene at 171%, methylene chloride at 220% and trans-1,3-dichloropropene at 152%. The closing MRL analyzed at 2025 recovered above control limits of 70-130% for cis-1,3-dicloropropene at 151% and trans-1,3-dichloropropene at 138%. No qualifications were made as there were no detected concentrations reported for these targets in the bracketed field samples. A3UX15–8/1/12- Opening MRL analyzed @ 1212 recovered above control limits of 70-130% for cis-1,3-dicloropropene at 164%, and trans-1,3-dichloropropene at 148%. O-xylene recovered below control limits of 70-130% at 69%. The closing MRL analyzed at 2216 recovered above control limits of 70-130% for cis-1,3-dicloropropene at 111% , bromomethane at 131% and trans-1,3-dichloropropene at 140%. The o-xylene results for samples FWGFWGmw-008-0088-GW, FWGFWGmw-013-0093-GW and FWGFWGmw-004-0084-GW were qualified as estimated, "UJ". No additional qualifications were required as there were no detected concentrations reported for the bracketed field samples. A3UX11–8/1/12- Opening MRL analyzed @ 1226 recovered above control limits of 70-130% for methylene chloride at 165% and below control limits for chloroethane at 68%. The closing MRL analyzed at 2240 recovered above control limits of 70-130% for bromomethane at 171%, chloroethane at 185% and methylene chloride at 157% and below control limits for acetone at 30%. An MDL check was analyzed following the closing MRL check with detected acetone results. The acetone results and chloroethane results for samples TEAM #1-TRIP FWG TEAM 2 – TRIP, FWGNTAmw-109C-0125-GW, FWGNTAmw-119-0126-GW, FWGFWGmw-003-0083-GW, FWGFWGmw-015-0095-GW, FWGFWGmw-016-0096-GW, FWG TEAM 3 – TRIP, FWGBKGmw-021C-0069-GW, FWGFWGmw-002-	Louisville Supplement to the DOD QSM

Project Number: 030174.0016
Sample Event: July 2012
Data Reviewer/Date: Angye Dragotta/Sept 13, 2012

SDG: 240-13518-1 Rev0
Analysis: SW846 8260B

Review Questions:	Yes	No	N/A	Comments	Qual/Criteria
				0082-GW, FWGFWGmw-001-0081-GW, FWGLL6mw-009-0124-GW, FWGLL6mw-008-0123-GW, FWGFWGmw-005-0085-GW, FWG TEAM 4 – TRIP, FWGFWGmw-DUP4-0142-GW, FWGFWGmw-009-0089-GW were qualified as estimated, "J/UJ". No additional qualifications were required as there were no detected concentrations reported for the bracketed field samples. A3UX11–8/2/12- Opening MRL analyzed @ 1125 recovered above control limits of 70-130% for methylene chloride at 151%, at 150% for chloroethane and at 150% for chloromethane. The closing MRL analyzed at 1512 recovered above control limits of 70-130% for methylene chloride at 185% and chloroethane at 168% and below limits at 66% for chloromethane. The chloromethane result for FWGEQUIPRINSE3-0156-GW was qualified as estimated, "UJ". .	
11. Was a second source verification (ICV) analyzed? Were results 80-120%?		X		A3UX11 6/19/12 @ 2044- The chloroethane ICV had a %D above control limits of 20% at 25.7%. No qualifications were required as there were no detected chloroethane results reported for the bracketed samples.	QSM Table F-4 J=<80% and >120%
12. Was a CCV run daily prior to analysis and every 12 hours of analysis time?	X				QSM Table F-4
12a. Were the average response factors (RFs) for the System Performance Check Compounds (SPCCs) (see Table 2 below) met?	X				QSM Table F-4
12b. Were all target analytes ≤ 20%D?		X		A3UX15 7/30/12 @ 0953- The %D for the following analytes were above control limits of 20% D; methylene chloride at 64.2%, carbon disulfide at 23.8% and bromodichloromethane at 25.6%. The carbon disulfide results for samples FWGLL3mw-245-0118-GW and FWGLL3mw-245-0118-GW were qualified as estimated, "J". No additional qualifications were required as there were no detected concentrations reported for the target outliers in the bracketed field samples. A3UX11 8/1/12 @ 1203- The %D for the following analytes were above control limits of 20% D; bromomethane at 20.7%, acetone at 41.6% and methylene chloride at 22.7%. The acetone results for samples TEAM #1-TRIP,FWG TEAM 2 – TRIP, FWGFWGmw-003-	QSM Table F-4 %D <20% = J/UJ

Project Number: 030174.0016
Sample Event: July 2012
Data Reviewer/Date: Angye Dragotta/Sept 13, 2012

SDG: 240-13518-1 Rev0
Analysis: SW846 8260B

Review Questions:	Yes	No	N/A	Comments	Qual/Criteria
				0083-GW, FWG TEAM 3 – TRIP, FWGFWGmw-002-0082-GW and FWG TEAM 4 – TRIP as well the methylene chloride results for samples TEAM #1-TRIP,FWG TEAM 2 – TRIP, FWG TEAM 3 – TRIP and FWG TEAM 4 – TRIP were qualified as estimated, "J". A3UX11 7/27/12 @ 1054- The %D for the following analytes were above control limits of 20% D; bromomethane at 34.2% and chloroethane at 47.5%. No qualifications were required as there were no detected or chloroethane results reported for the samples associated with this CCV. No additional qualifications were required as there were no detected concentrations reported for the target outliers in the bracketed field samples.	
13. Were the internal standards added to every sample?	X				QSM Table F-4
13a. Was the EICP area between -50% and +100% of the ICAL mid-point standard?	X				QSM Table F-4 R
13b. Were the retention times for all IS compounds within ±30 seconds from the RT of the mid-point standard in the ICAL?	X				QSM Table F-4 J/UJ
14. Were the retention times for target analytes within ±0.06 RRT units from the RT of the mid-point standard in the ICAL or the most recently updated RRT for all samples?	X				QSM Table F-4 J
15. Was a method blank prepared and analyzed with each batch?	X				QSM Table F-4
15a. Were target analytes detected in the method blank >1/2 the MRL >RL for common contaminants?	X			Checked by ADR. Methylene chloride was detected in the method blanks analyzed 7/30/12 at 0.852ug/L, 8/1/12 (batch 240-52841) at 0.53ug/L and on 8/2/12 at 0.496ug/L. The method blank analyzed 8/1/12 (batch 240-52844) had acetone detected at 1.58ug/L The methylene chloride results for samples FWGTEAM#1-TRIP, FWGTEAM2-TRIP, FWGTEAM4- TRIP and FWGTEAM3-TRIP and acetone results for samples FWGFWGmw-004-0084-GW, FWGFWGmw-008-0088-GW and FWGFWGmw-013-0093-GW were qualified, "B" as the reported values were <5x blank contamination.	QSM Table F-4 <5/10X =B
16. Was a field blank (equipment and/or trip) collected and analyzed?	X			FWGEQUIPRinse3-0156-GW, FWGTEAM#1-TRIP, FWGTEAM2-TRIP and FWGTEAM3-TRIP, FWGTEAM4- TRIP	

Ravenna, OH Data Review Checklist

Project Number: 030174.0016
Sample Event: July 2012
Data Reviewer/Date: Angye Dragotta/Sept 13, 2012

SDG: 240-13518-1 Rev0
Analysis: SW846 8260B

Review Questions:	Yes	No	N/A	Comments	Qual/Criteria
16a. Were target analytes detected in the field blank?	X			Checked by ADR. Acetone was detected FWG Team #1-Trip at 1.3ug/L and methylene chloride at 0.48ug/L. Acetone was detected FWG Team 3-Trip at 2.1ug/L and methylene chloride at 0.94ug/L . Acetone was detected FWG Team 4-Trip at 1.8ug/L and methylene chloride at 0.74ug/L. Acetone was detected FWGEQUIPRinse3-0156-GW at 3.9ug/L. The acetone results for samples FWGB12MW-013-0067-GW, FWGFWGmw-002-0082-GW, FWGFWGmw-003-0083-GW, FWGFWGmw-004-0084-GW, FWGFWGmw-008-0088-GW, FWGLL3mw-245-0118-GW, FWGLL3mw-Dup6-0144-GW, FWGEQUIPRinse3-0156-GW, FWGFWGmw-013-0093-GW and FWGLL11MW-007c-0098-GW were qualified, "B".	QSM Table F-4 <5/10X =B
17. Was a LCS prepared and analyzed with each batch?	X				QSM Table F-4
17a. Were the LCS recoveries within limits specified in Table G-5 of the DoD QSM?	X			ADR checked section;	QSM Table F-4, Table G-5 J/UJ
18. Was a MS/MSD prepared with each batch?	X				QSM Table F-4
18a. Were the MS/MSD recoveries within limits specified in Table G-4 of the DoD QSM with an RPD <30%?		X		ADR checked section; The matrix spike duplicate analyzed on sample FWGFWGmw-008-0088-GW recovered below control limits of 60-135% for chloroethane at 45%. The MS/MSD RPD recovered above control limits of 30% for bromomethane at 54% and chloroethane at 33%. The chloroethane and bromomethane results for sample FWGFWGmw-008-0088-GW were qualified as estimated, "UJ".	QSM Table F-4, Table G-5 J/UJ Parent sample only
19. Was a field duplicate analyzed?	X				QSM Table F-4,
19a. Were the field duplicates RPDs within ±30%?	X			Checked by ADR.	QSM Table F-4, RPD >30=J Parent sample only
20. Were surrogate recoveries within control limits specified in the DOD QSM?	X				QSM Tables F-4 & G-3 >150%=J; 10% - 50%=J/UJ; <10%=J/R
21. Were reported sample concentrations within calibration range?	X				

References:
DoD Quality Systems Manual (QSM), version 4.1, October 2010

Project Number: 030174.0016
Sample Event: July 2012
Data Reviewer/Date: Angye Dragotta/Sept 13, 2012

SDG: 240-13518-1 Rev0
Analysis: SW846 8260B

Louisville DoD Quality Systems Manual Supplement (LS), Version 1 March 2007
Final Facility Wide Groundwater Monitoring Program, RVAAP-66 Facility Wide Groundwater Quality Assurance Project Plan (QAPP) Addendum for the Ravenna Army Ammunition Plant, Ravenna, OH, Environmental Quality Management, January 2012
Final Facility Wide Quality Assurance Project Plan for Environmental Investigations Groundwater for the Ravenna Army Ammunition Plant, Ravenna, OH, SAIC, February 2011

Additional Comments:

Table1- CCCs

Analyte
1,1-Dichloroethene
Chloroform
1,2-Dichloropropane
Toluene
Ethylbenzene
Vinyl chloride

Table 2- SPCCs

Analyte	Minimum RF
Chloromethane	0.10
1,1-Dichlorethane	0.10
Bromoform	0.10
Chlorobenzene	0.30
1,1,2,2-Tetrachloroethane	0.30

Ravenna, OH Data Review Checklist

Project Number: 030174.0016
Sample Event: July 2012
Data Reviewer/Date: Angela Dragotta/ September 14, 2012

SDG: 240-13518-2 R0
Analysis: SW846 8270

Review Questions:	Yes	No	N/A	Comments	Qual/Criteria
1. Did Chain-of-Custody information agree with laboratory report?	X				
2. Were samples preserved properly and received in good condition?	X				QAPP Table 5-1,
3.Were holding times met?	X				QAPP Table 5-1, J/UJ/R
4. Were sample storage requirements met?	X				QAPP Table 5-1,
5. Were all QAPP-specified target analytes reported?	X				QAPP Table 4-6
6. Was the GC/MS system tuned each 12 hour shift (prior to ICAL and Cal Ver.)?	X				QSM Table F-4
7. Initial Calibration					
7a. Did the initial calibration curve consist of 5 concentration levels?	X			Instrument A4HP9–8/25/12 Instrument A4HP10–8/22/10	QSM Table F-4 R
7b. Did the Calibration Check Compounds (CCCs) (see Table 1 below) relative standard deviations (%RSD) ≤ 30%?	X				QSM Table F-4 R
7c. Were the minimum response factors (RFs) for the System Performance Check Compounds (SPCCs) (see Table 2 below) ≤0.050?	X				QSM Table F-4
7d. Were all other target analytes reported with an avg response have an RSD ≤ 15%?	X				QSM Table F-4 15% <RSD< 20% = J/UJ
7e. IF the RSD was >15% was a different calibration option used?	X				
7f. If a linear regression curve was used, was the correlation coefficient r>0.995?	X				QSM Table F-4 R<0.99=-J/R
7g. If a non-linear regression was used, was the COD r≥0.99, with a minimum of 6 points for second order and 7 points for third order?	X			A4HP10 Benzoic acid, 2,4-dinitrophenol, hexachlorocyclopentadiene, 2,4-dinitrophenol, 4,6-dinitro-2-methylphenol, 2,6-ditrotoluene, 2,4-dinitrotoluene and di-n-dioctylphthalate used a quadratic fit. A4HP9 Benzoic acid and 2,4-dinitrophenol used a quadratic fit.	QSM Table F-4 R<0.99=-J/R
8. Was a LOD Level Verification performed quarterly for each reported analyte?	X				QSM Table F-4 and section D.1.2.1
9 Was a breakdown check run at the beginning of every 12 hours with DDT degradation <20% and tailing factors of benzidine and pentachlorophenol ≤2?	X				QSM Table F-4 R

Project Number: 030174.0016
Sample Event: July 2012
Data Reviewer/Date: Angela Dragotta/ September 14, 2012

SDG: 240-13518-2 R0
Analysis: SW846 8270

Review Questions:	Yes	No	N/A	Comments	Qual/Criteria
10. Was a MRL Level Verification run at the beginning and end of every daily sequence or every 12 hours with recoveries within 70-130%?	X			The MRL analyzed 8/27/12 @ 1804 recovered below control limits of 70-130% for 2,4-ditrophenol at 68% and 4-nitrophenol at 62%. An MDL check was analyzed after the MRL with detected 4-dinitrophenol results. The 2,4-dinitrophenol and 4-nitrophenol results for samples FWGFWGMW-DUP4-0142-GW, FWGEQUIPRINSE3-0156-GW, FWGFWGMW-001-0081-GW, FWGFWGMW-002-0082-GW, , FWGFWGMW-004-0084-GW, FWGFWGMW-005-0085-GW, FWGFWGMW-008-0088-GW FWGFWGMW-009-0089-GW, FWGFWGMW-013-0093-GW, FWGLL6MW-008-0123-GW, and FWGLL6MW-009-0124-GW were qualified as estimated, "UJ".	Louisville Supplement to the DOD QSM
11. Was a second source verification (ICV) analyzed? Were results 80-120%?	X			A4HP10 The ICV analyzed 8/22/12 @1453 had a %D outside control limits of 20% for 3,3'-dichlorobenzidine with a % D of -23.1 The 3,3'-dichlorobenzidine results for samples FWGB12mw-013-0067-GW, FWGLL3mw-245-0118-GW, FWGLL3mw-DUP6-0144-GW, FWGNTAmw-119-0126-GW, FWGFWGmw-003-0083-GW, FWGFWGmw-015-0095-GWand FWGFWGmw-016-0096-GW were qualified as estimated, "UJ". The A4HP9 8/25/12 @ 1608, The ICV recovered below limits of 20% with a %D of 22.2% for 4-chloroaniline, benzo(b) fluoranthene at 20.6%, benzo(a)pyrene at 24.9% and 32.8% for 3,3'-dichlorobenzidine. The for 4-chloroaniline, benzo(b) fluoranthene, benzo(a)pyrene and 3,3'-dichlorobenzidine results for samples FWGFWGMW-DUP4-0142-GW, FWGEQUIPRINSE3-0156-GW, FWGFWGMW-001-0081-GW, FWGFWGMW-002-0082-GW, , FWGFWGMW-004-0084-GW, FWGFWGMW-005-0085-GW, FWGFWGMW-008-0088-GW FWGFWGMW-009-0089-GW, FWGFWGMW-013-0093-GW, FWGLL6MW-008-0123-GW, and FWGLL6MW-009-0124-GW and the benzo(b) fluoranthene and benzo(a)pyrene results for FWGLL6mw-005c-0122-GW, FWGLL6mw-002c-0121-GW were qualified as estimated, "UJ".	QSM Table F-4 J=<80% and >120%
12. Was a CCV run daily prior to analysis and every 12 hours of analysis time?	X			A4HP10 8/23/12 @ 0814 A4HP9 8/27/12 @ 0801	QSM Table F-4
12a. Were the average response factors (RFs) for the System Performance Check Compounds	X				QSM Table F-4

Ravenna, OH Data Review Checklist

Project Number: 030174.0016
Sample Event: July 2012
Data Reviewer/Date: Angela Dragotta/ September 14, 2012

SDG: 240-13518-2 R0
Analysis: SW846 8270

Review Questions:	Yes	No	N/A	Comments	Qual/Criteria
(SPCCs) ≥0.050?					
12b. Were all target analytes ≤ 20%D?	X				QSM Table F-4 %D <20% = J/UJ
13. Were the internal standards added to every sample?	X				QSM Table F-4
13a. Was the EICP area between -50% and +100% of the ICAL mid-point standard?	X				QSM Table F-4 R
13b. Were the retention times for all IS compounds within ±30 seconds from the RT of the mid-point standard in the ICAL?	X				QSM Table F-4 J/UJ
14. Were the retention times for target analytes within ±0.06 RRT units from the RT of the mid-point standard in the ICAL or the most recently updated RRT for all samples?	X				QSM Table F-4 J
15. Was a method blank prepared and analyzed with each batch?	X				QSM Table F-4
15a. Were target analytes detected in the method blank >1/2 the MRL, >RL for common contaminants?	X			Checked by ADR	QSM Table F-4 <5/10X =B
16. Was a field blank (equipment and/or trip) collected and analyzed?	X			FWGEQUIPRinse3-0156-GW	
16a. Were target analytes detected in the field blank?		X		Checked by ADR.	QSM Table F-4 <5/10X =B
17. Was a LCS prepared and analyzed with each batch?	X				QSM Table F-4
17a. Were the LCS recoveries within limits specified in Table G-6 of the DoD QSM?		X		ADR checked section;	QSM Table F-4, Table G-6 J/UJ
18. Was a MS/MSD prepared with each batch?		X			
18a. Were the MS/MSD recoveries within limits specified in Table G-6 of the DoD QSM with an RPD <30%?			X	Not enough sample for matrix spike analysis.	QSM Table F-4, Table G-6 J/UJ Parent sample only
19. Was a field duplicate analyzed?	X			Checked by ADR	

Ravenna, OH Data Review Checklist

Project Number: 030174.0016
Sample Event: July 2012
Data Reviewer/Date: Angela Dragotta/ September 14, 2012

SDG: 240-13518-2 R0
Analysis: SW846 8270

Review Questions:	Yes	No	N/A	Comments	Qual/Criteria
19a. Were the field duplicates RPDs within ±50%?		X		Checked by ADR. The field duplicate (FWGFWGmw-Dup4-0142-GW) collected on FWGFWGmw-005-0085-GW had a an RPD above control limits of 50% at 200% for bis(2-ethylhexyl)phthalate. The bis(2-ethylhexyl)phthalate result for sample FWGFWGmw-005-0085-GW was qualified as estimated, "J".	QSM Table F-4, RPD >50=J Parent sample only
20. Were surrogate recoveries within control limits specified in the DOD QSM?		X		The surrogate 2-fluorobiphenyl recovered below control limits of 50-110% for sample FWGEQUIPRinse3-0156-GW at 46%. The surrogate terphenyl-d14 recovered below control limits of 50-135% for sample FWGFWGmw-005-0085-GW at 38%. The sample results for FWGEQUIPRinse3-0156-GW and FWGFWGmw-005-0085-GW were qualified as estimated, "J/UJ".	QSM Tables F-4 & G-3 >150%=J; 10% - 50%=J/UJ; <10%=J/R
21. Were reported sample concentrations within calibration range?	X				

References:
DoD Quality Systems Manual (QSM), version 4.1, October 2010

Louisville DoD Quality Systems Manual Supplement (LS), Version 1 March 2007

Final Facility Wide Groundwater Monitoring Program, RVAAP-66 Facility Wide Groundwater Quality Assurance Project Plan (QAPP) Addendum for the Ravenna Army Ammunition Plant, Ravenna, OH, Environmental Quality Management, January 2012

Final Facility Wide Quality Assurance Project Plan for Environmental Investigations Groundwater for the Ravenna Army Ammunition Plant, Ravenna, OH, SAIC, February 2011
Additional Comments:

Table 1: CCCs *(All analytes if CCCs not included in standard)*

Base / Neutral Compounds	Acid Compounds
Acenaphthalene	4-Chloro-3-methylphenol
1,4-Dichlorobenzene	2,4-Dichlorophenol
Hexachlorobutadiene	2-Nitrophenol
N-Nitrosodiphehylamine	Phenol
Di-n-octylphthalate	Pentachlorophenol
Fluoroanthene	2,4,6-Trichlorophenol
Benzo(a)pyrene	

Project Number: 030174.0016
Sample Event: July 2012
Data Reviewer/Date: Angela Dragotta/ September 14, 2012

SDG: 240-13518-2 R0
Analysis: SW846 8270

Table 2: SPCCs -

N-Nitroso-di-n-propylamine	0.050
Hexachlorocyclopentadiene	0.050
2,4-Dinitrophenol	0.050
4-Nitrophenol	0.050

Ravenna, OH Data Review Checklist

Project Number: 030174.0016
Sample Event: July 2012
Data Reviewer/Date: Angela Dragotta / September 13, 2012

SDG: 240-13518 R0
Analysis: SW846 8081A

Review Questions:	Yes	No	N/A	Comments	Qual/Criteria
1. Did Chain-of-Custody information agree with laboratory report?	X				
2. Were samples preserved properly and received in good condition?	X				QAPP Table 5-1, NELAC
3. Were holding times met?		X		Checked by ADR. The following samples were re-prepared outside of standard preparation holding time but within double the holding time because of low surrogates on the original extraction and the associated results were qualified as estimated, "J/UJ": FWGB12MW-013-0067-GW, FWGBKGmw-021-0069-GW, FWGFWGMW-001-0081-GW, FWGFWGMW-002-0082-GW, FWGFWGMW-003-0083-GW, FWGFWGMW-004-0084-GW, FWGFWGMW-005-0085-GW, FWGFWGMW-008-0088-GW FWGFWGMW-009-0089-GW, FWGFWGMW-013-0093-GW, FWGFWGMW-015-0095-GW, FWGFWGMW-016-0096-GW, FWGFWGMW-DUP4-0142-GW, FWGLL11mw-007c-GW, FWGLL3mw-242c-0116-GW, FWGLL3mw-245-0118-GW, FWGLL3mw-DUP6-0144-GW,FWGLL6MW-008-0123-GW, FWGNTAmw-0119-0126-GW and FWGLL6MW-009-0124-GW.	QAPP Table 5-1 J/UJ/R
4. Were sample storage requirements met?	X				QAPP Table 5-1
5. Were all QAPP-specified target analytes reported?	X				QAPP Table 4-3
6. Was a DDT standard analyzed every 12 hours? Was the DDT %breakdown < 15%?	X				QSM Table F-2 >15%=J/R
7. Was an endrin standard analyzed every 12 hours? Was the endrin %breakdown <15%?		X		A2HP3 The DDT breakdown analyzed 8/3/12at 01:27 was 15.29% on the second column. As this column was used for confirmation only, no qualifications were made.	QSM Table F-2 >15%=J/R
8. Initial Calibration					
8a. Does the initial calibration curve consist of 5 concentration levels?	X			Instrument A2HP3 7/27/12, 7/30/12 (tox) Instrument A2HP9 8/4/12	QSM Table F-2 R
8a. Were the %RSDs for each analyte ≤ 20%? OR was the average %RSD ≥20% with the r^2 >0.990?	X				QSM Table F-2 RSD>20% or r<0.99=J/R
9. Was a LOD Level Verification performed once per quarter with all target analytes detected?		X		No data provided so no evaluation could be made.	QSM Table F-2 R

Project Number: 030174.0016
Sample Event: July 2012
Data Reviewer/Date: Angela Dragotta / September 13, 2012

SDG: 240-13518 R0
Analysis: SW846 8081A

Review Questions:	Yes	No	N/A	Comments	Qual/Criteria
10. Was a MRL Verification performed at the beginning and end of the sequence or every 12 hours with results within limits of 70-130%?		X		The MRL analyzed 8/2/ 12 @1814 recovered below control limits for toxaphene at 61% on CLP-2. No qualification was made as CLP-2 was used for confirmation only. The MRL analyzed 8/9/ 12 @1904 recovered below control limits for 4,4'-DDD at 61%. The 4,4-DDD results for FWGB12MW-013-0067-GW, FWGFWGMW-001-0081-GW, FWGFWGMW-002-0082-GW, FWGFWGMW-003-0083-GW, FWGFWGMW-005-0085-GW, FWGFWGMW-008-0088-GW, FWGFWGMW-009-0089-GW, FWGFWGMW-015-0095-GW, FWGLL6MW-008-0123-GW, FWGLL6MW-009-0124-GW were qualified as estimated, "UJ".	QSM Table F-2, G-14 >UL=J; <LL=J/UJ/R
11. Was a second source (ICV) verification analyzed after the ICAL? Were results 80-120%?	X				QSM Table F-2 >120%=J; <80%=J/UJ
12. Was a CCV run every 12 hours or at the beginning and end of the analytical run with the %D for all target analytes ≤20%?		X		A2HP9- • The CCV analyzed 8/10/12 @ 0023 on CLP-1 had %D above control limits of 20% for alpha-BHC at 26.6%, gamma-BHC at 26.2%,beta-BHC at 23.5%, delta-BHC at 21.5%, heptachlor at 27%, heptachlor epoxide at 26.4%, gamma chlordane at 23.1%, alpha-chlordane at 21.0%, endosulfan I at 25.1%, dieldrin at 26.4%, endrin at 26.0%, 4,4-DDD at 21.2%, 4,4-DDT at 22.3%, methoxychlor at 21.0% and DCB at 73.9%. • The CCV analyzed 8/10/12 @ 0518 on CLP-1 had %D above control limits of 20% for alpha-BHC at 23.5%, gamma-BHC at 24.5%, heptachlor at 21.7%, heptachlor epoxide at 22.9%, endosulfan I at 23.0%, dieldrin at 22.1% and endrin at 24.4%. • The CCV analyzed 8/10/12 @ 1027 on CLP-1 had %D above control limits of 20% for alpha-BHC at 27.6%, gamma-BHC at 28.4%, beta-BHC at 23.8%, delta-BHC at 20.6%, heptachlor at 20.8%, aldrin at 20.6%, heptachlor epoxide at 26.1%, gamma chlordane at 23.3%, alpha-chlordane at 21.6%, endosulfan I at 22.9%, dieldrin at 25.2% and endrin at 22.8% . The CCV analyzed on CLP-2 recovered above limits with a %D of 21.0% gamma-BHC. The CCV analyzed 8/10/12 @ 1241 on CLP-1 had %D above control limits of 20% for alpha-BHC at 21.8%, gamma-BHC at 22.4% and heptachlor at 21.1%. No qualifications were made for the outliers on CLP-1, as it was only used for confirmation. No qualification was made for the gamma-BHC outlier on	QSM Table F-2 >120%=J; <80%=J/UJ

Project Number: 030174.0016
Sample Event: July 2012
Data Reviewer/Date: Angela Dragotta / September 13, 2012

SDG: 240-13518 R0
Analysis: SW846 8081A

Review Questions:	Yes	No	N/A	Comments	Qual/Criteria
				CLP-2 as there were no detected gamma-BHC results reported for the bracketed field samples. A2HP9- • The CCV analyzed 8/10/12 @ 2307 on CLP-2 had %D below control limits of 20% for 4,4-DDD at 25.0%, 4,4-DDT at 25.2% and methoxychlor at 24.2%. • The CCV analyzed 8/11/12 @ 0336 on CLP-1 had %D above control limits of 20% for alpha-BHC at 23.6%, gamma-BHC at 23.2%, heptachlor epoxide at 23.8%, endosulfan I at 24.3%, dieldrin at 23.7%, endrin at 24.5% and endosulfan II at 21.2%. No qualifications were made for CLP-2 outliers as CLP-2 was used for confirmation only. No qualifications were made for CLP-1 outliers there were no detected concentrations of the outlier target analytes from CLP-1 reported for the bracketed field samples.	
13. Was a method blank prepared and analyzed with each batch?	X				QSM Table F-2
14. Were target analytes detected> ½ the RL?		X			QSM Table F-2 <5x=B
15. Was a field blank collected and analyzed?	X				
16. Were target analytes detected in the field blank analyses >1/2 the MRL?		X			QSM Table F-2 <5x=B
17. Was an LCS prepared and analyzed with each batch?	X				QSM Table F-2
18. Were the LCS recoveries within limits specified in QSM Table G-14?	X			Checked by ADR.	QSM Table G-14 >UL=J; <LL=J/UJ/R
19. Was a MS/MSD pair prepared with each batch?			X	Not enough sample volume for MS/MSD analysis.	QSM Table F-2
20. Was the MS/MSD parent a Ravenna sample?			X		
21. Were MS/MSD recoveries and RPD within limits specified in QSM Table G-14?			X	Checked by ADR.	QSM Table F-2 Pj with >UL=J; <LL=J/UJ/R

Ravenna, OH Data Review Checklist

Project Number: 030174.0016
Sample Event: July 2012
Data Reviewer/Date: Angela Dragotta / September 13, 2012

SDG: 240-13518 R0
Analysis: SW846 8081A

Review Questions:	Yes	No	N/A	Comments	Qual/Criteria
22. Were surrogate recoveries as specified in QSM table G-3?		X		The surrogate, DCB, recovered below control limits of 30-135% in sample FWGFWGMW-004-0084-GW at 23% (CLP-2) and 25% (CLP-1), FWGFWGMW-005-0085-GW at 27%, FWGFWGMW-008-0088-GW at 29%, FWGFWGmw-015-0095-GW at 28% and FWGFWGMW-DUP4-0142-GWat 247%. The sample results for FWGFWGMW-004-0084-GW, FWGFWGMW-005-0085-GW, FWGFWGMW-008-0088-GW, FWGFWGMW-015-0095-GW and FWGFWGMW-DUP4-0142-GW were qualified as estimated, "J/UJ".	QSM Table F-2 >LL=J; <LL=UJ/J/R
23. Was a field duplicate analyzed? Were the RPDs ≤50%?	X			Checked by ADR.	RPD >50=J parent sample only
24. Were all positive results verified by a second column confirmation? Were the RPD's ≤ 40?			X	There were no detected concentrations greater than the LOD, so no evaluation was made.	QSM Table F-2 >40 RPD=J

References:
DoD Quality Systems Manual (QSM), version 4.1, October 2010

Louisville DoD Quality Systems Manual Supplement (LS), Version 1 March 2007

Final Facility Wide Groundwater Monitoring Program, RVAAP-66 Facility Wide Groundwater Quality Assurance Project Plan (QAPP) Addendum for the Ravenna Army Ammunition Plant, Ravenna, OH, Environmental Quality Management, January 2012

Final Facility Wide Quality Assurance Project Plan for Environmental Investigations Groundwater for the Ravenna Army Ammunition Plant, Ravenna, OH, SAIC, February 2011

Additional Comments:

Ravenna, OH Data Review Checklist

Project Number: 030174.0016
Sample Event: July 2012
Data Reviewer/Date: Angela Dragotta/ September 13, 2012

SDG: 240-13518-1 R0
Analysis: SW846 8082

Review Questions:	Yes	No	N/A	Comments	Qual/Criteria
1. Did Chain-of-Custody information agree with laboratory report?	X				
2. Were samples preserved properly and received in good condition?	X				QAPP Table 5-1
3. Were holding times met?		X		The following samples were re-prepared outside of standard preparation holding time but within double the holding time (13-14 days) because of low surrogates on the original extraction and the associated results were qualified as estimated, "J/UJ": FWGB12MW-013-0067-GW, FWGFWGMW-001-0081-GW, FWGLL6MW-008-0123-GW, FWGNTAmw-0109-0125-GW and FWGLL6MW-009-0124-GW.	QAPP Table 5-1 J/UJ/R
4. Were sample storage requirements met?	X				QAPP Table 5-1
5. Were all QAPP-specified target analytes reported?	X				QAPP Table 4-3
6. Calibration					
6a. Does the initial calibration curve consist of 5 concentration levels of Aroclors 1016 and 1260?	X			Instrument A2HP4 7/23/12 Stds = 0.05, 0.1, 0.2, 0.5, 1.0, 2.0	QSM Table F-2 R
6b. Was the % RSD ≤ 20%? or Were the r^2s >0.990?	X				QSM Table F-2 RSD>20% or r<0.99= J/R
7. Was a LOD Verification performed once per quarter? Were all target analytes detected?	X			4/26/12	QSM Table F-2 R
8. Was an MRL Level Verification performed at the beginning and end of the sequence or every 12 hours? Were recoveries 70-130%?	X				LCG Table 3 >UCL=J; <LCL=J/UJ/R;
9. Was a second source (ICV) verification performed after the ICAL? Were the avg of all peaks for each aroclor 80-120%?	X				QSM Table F-2 >120%=J; <80%=J/ UJ/R
10. Were single standards of the other five Aroclors run to aid in pattern recognition and to determine a single point calibration factor?			X	All other aroclors calibrated.	Method 8082 Section 5.6.2
11. Was a CCV run every 12 hours?	X				QSM Table F-2

Ravenna, OH Data Review Checklist

Project Number: 030174.0016
Sample Event: July 2012
Data Reviewer/Date: Angela Dragotta/ September 13, 2012

SDG: 240-13518-1 R0
Analysis: SW846 8082

Review Questions:	Yes	No	N/A	Comments	Qual/Criteria
12. Was the % D ≤ 20 % for each analyte?	X				QSM Table F-2 D>20%(neg)=J/R D>20% (pos) =J
13. Was a method blank prepared and analyzed with each batch?	X			Section checked by ADR	QSM Table F-2
14. Were target analytes <1/2 the MRL?	X				QSM Table F-2 <5x = B
15. Was an equipment blank collected and analyzed?	X				
16. Were target analytes in the field blank analyses (equipment) <1/2 the MRL?	X			Section checked by ADR	QSM Table F-2 <5x = B
17. Was an LCS prepared and analyzed with each batch?	X				QSM Table F-2
18. Were the LCS recoveries within limits specified in LCG Appendix C?	X			Section checked by ADR	QSM Table F-2, Table G-16 >UL=J; <LCL%=J/R/UJ;
19. Was a MS/MSD pair prepared with each batch?			X	Insufficient sample volume for matrix spike analysis.	LCG Table 3
20. Was the MS/MSD parent a Ravenna sample?			X		
21. Were MS/MSD recoveries and RPD within limits specified in the DOD QSM Table G-16?			X		QSM Table F-2, Table G-16 >UL=J; <LCL%=J/R/UJ;
22. Was the surrogate spiked into all samples?	X				
23. Were surrogate recoveries As specified in table G-3 of the DoD QSM?		X		Checked by ADR. The surrogate, DCB, recovered below control limits of 40-135% for sample FWGB12mw-013-0067-GW at 39%, FWGFWGMW-002-0082-GW at 33%, FWGFWGMW-003-0083-GW and FWGFWGMW-004-0084-GW at 19%, FWGFWGMW-005-0085-GW at 36%, FWGFWGMW-008-0088-GW at 22% and FWGFWGMW-009-0089-GW at 35% and FWGFWGMW-015-0095-GW at 34%. The results for samples FWGB12mw-013-0067-GW, FWGFWGMW-002-0082-GW, FWGFWGMW-003-0083-GW, FWGFWGMW-004-0084-GW, FWGFWGMW-005-0085-GW, FWGFWGMW-008-0088-GW, FWGFWGMW-009-0089-GW and	QSM Table F-2, Table G-3 >UCL=J; <LCL=J/UJ/R

Ravenna, OH Data Review Checklist

Project Number: 030174.0016
Sample Event: July 2012
Data Reviewer/Date: Angela Dragotta/ September 13, 2012

SDG: 240-13518-1 R0
Analysis: SW846 8082

Review Questions:	Yes	No	N/A	Comments	Qual/Criteria
				FWGFWGMW-015-0095-GW were qualified as estimated, "UJ".	
24. Was a field duplicate analyzed? Were the RPDs <50%?			X	Checked by ADR. No detected concentrations were reported.	QSM Table F-2, RPD >50=J
25. Were all positive results verified by a second dissimilar column confirmation? Was the RPD ≤ 40?			X	No detected concentrations were reported.	QSM Table F-2, RPD>40=J

References:
DoD Quality Systems Manual (QSM), version 4.1, October 2010

Louisville DoD Quality Systems Manual Supplement (LS), Version 1 March 2007

Final Facility Wide Groundwater Monitoring Program, RVAAP-66 Facility Wide Groundwater Quality Assurance Project Plan (QAPP) Addendum for the Ravenna Army Ammunition Plant, Ravenna, OH, Environmental Quality Management, January 2012

Final Facility Wide Quality Assurance Project Plan for Environmental Investigations Groundwater for the Ravenna Army Ammunition Plant, Ravenna, OH, SAIC, February 2011

Ravenna, OH Data Review Checklist

Project Number: 030174.0016
Sample Event: July 2012
Data Reviewer/Date: Angela Dragotta/ September 14, 2012

SDG: 240-13518-1 R0
Analysis: SW846 6010/6020/7470A

Review Questions:	Yes	No	N/A	Comments	Qual/Criteria
1. Did Chain-of-Custody information agree with laboratory report?	X				
2. Were samples preserved properly and received in good condition?	X				QAPP Table 5-1, NELAC
3. Were holding times met?	X				QAPP Table *5-1* J/UJ/R
4. Were sample storage requirements met?	X				QAPP Table *5-1*
5. Were all QAPP-specified target analytes reported?	X				QAPP Table 4-1
6. Was a LOD Verification performed once per quarter with all target analytes detected?	X			ICP 5/2/12, ICPMS 5/2/12 and mercury, 5/17/12	DoD QSM Table F-8
7. Tuning (ICP MS Only)					
7a. Was a tune performed daily prior to calibration	X				DoD QSM Table F-8 R
7b. Mass Calibration <0.1 amu from true value	X				
7c. Resolution <0.9 amu full width at 10 % peak height	X				
7d. RSD <%5 for a minimum of four replicate analyses	X				
8.Calibration	X				
8a. Was the ICAL performed daily with at least	X				DoD QSM Tables F-8 and F-7
3 standards and a blank for ICP	X				
2 standards and a blank for ICP MS	X				
5 standards and a blank for Hg	X				
8b. Was the correlation coefficient r≥0.995 for each analyte?	X				DoD QSM Tables F-8 and F-7 r<0.995=J/R
8c. Was the ICV (second source verification) analyzed after the ICAL with results 90-110% of the true value?	X				DoD QSM Tables F-8 and F-7
8d. Was the ICB analyzed after the ICV with detected results <1/2 the MRL?	X			ICP The ICB analyzed 8/7/12 had vanadium detected at 1.24ug/L. The vanadium results for samples FWGB12mw-012c-0066-GF, FWGFWGmw-003-0083-GF,	DoD QSM Tables F-8 and F-7

Ravenna, OH Data Review Checklist

Project Number: 030174.0016
Sample Event: July 2012
Data Reviewer/Date: Angela Dragotta/ September 14, 2012

SDG: 240-13518-1 R0
Analysis: SW846 6010/6020/7470A

Review Questions:	Yes	No	N/A	Comments	Qual/Criteria
				FWGFWGmw-015-0095-GF, FWGLL6mw-002c-0121-GF and FWGFWGmw-009-0089-GF were qualified, "U". ICPMS The ICB analyzed 8/7/12 had thallium detected at 0.383ug/L. The thallium results for samples FWGLL6mw-008-0123-GF and FWGLL6mw-005c-0122-GF were qualified, "U".	< 5x = U
Sample Analysis					
9. Was a MRL Level Verification performed at the beginning of the daily sequence and end of the analytical sequence bracketing samples? Were results 70-130%?		X		ICP-The closing MRL analyzed 8/8/12 @ 0115 recovered above control limits of 70-130% for chromium at 155%. The chromium results for samples FWGFWGmw-015-0095-GF, FWGBKGmw-021c-0069-GF, FWGLL6mw-002c-0121-GF and FWGFWGmw-008-0088-GF were qualified as estimated, "J". The closing MRL analyzed 8/10/12 @ 2038 recovered above control limits of 70-130% for chromium at 476%. No qualifications were made as there were no reported chromium results bracketed by this MRL.	LS to the DoD QSM DoD QSM Table G-18 >130%=J; 70-80%=J/UJ; <70%=J/UJ <65%=R
10. Were CCVs analyzed every 10 samples and at the end of the analytical sequence with results 90-110% of the true value?	X				DoD QSM Tables F-8 and F-7 >110%=J, <85%=J/R 90-85%=J/UJ;
11. Were the CCBs run every 10 samples and at the end of the analytical sequence? Were results <1/2 the MRL?	X			ICP The CCBs analyzed 8/13/12 had nickel detected at 2.22ug/L and selenium at 5.15ug/L. No qualifications were made as there were no detected nickel or selenium results reported for the bracketed field samples. The CCBs analyzed 8/7/12 had vanadium detected from 1.34ug/L to 2.57ug/L, nickel at 2.4ug/L and chromium at 3.73ug/L. The vanadium results for samples FWGB12mw-012c-0066-GF, FWGFWGmw-003-0083-GF, FWGFWGmw-015-0095-GF, FWGLL6mw-002c-0121-GF and FWGFWGmw-009-0089-GF were qualified, "U". The nickel results for samples FWGLL6mw-002c-0121-GF, FWGFWGmw-005-0085-GF and FWGFWGmw-Dup4-0142-GF were qualified, "U". The chromium results for samples FWGLL6mw-002c-0121-GF and FWGFWGmw-008-0088-GF were qualified, "U". The CCBs analyzed 8/10/12 had detected manganese from 2.94-4.48ug/L. No qualifications were made to the manganese data as there were no reported manganese results reported for the bracketed field samples <5x manganese contamination. ICPMS The CCBs analyzed 8/3/12 had thallium detected from 0.328 ug/L to 0.350ug/L, cadmium at 0.037ug/L to 0.058ug/L and beryllium from 0.034ug/L to 0.045ug/L. The thallium results for samples FWGLL6mw-008-0123-GF and FWGLL6mw-005c-0122-GF and the cadmium results for samples FWGB12mw-012c-0066-GF, FWGFWGmw-	DoD QSM Tables F-8 and F-7 <5x = U

Ravenna, OH Data Review Checklist

Project Number: 030174.0016
Sample Event: July 2012
Data Reviewer/Date: Angela Dragotta/ September 14, 2012

SDG: 240-13518-1 R0
Analysis: SW846 6010/6020/7470A

Review Questions:	Yes	No	N/A	Comments	Qual/Criteria
				015-0095-GF, FWGFWGmw-001-0081-GF, FWGFWGmw-004-0084-GF, FWGLL6mw-008-0123-GF and FWGLL6mw-002c-0121-GF were qualified, "U". as the detected concentrations were <5x the blank contamination. No qualifications were required for the bracketed beryllium samples as none of the detected concentration were <5x blank contamination.	
12. Was an Interelement Check Standard run at the beginning of the analytical sequence and every 12 hours with the ICS recovery within 80 to 120% of true value for each element of interest (ICP and ICPMS only)?	X				DoD QSM Tables F-8 and F-7 >120%=J; 50-79%=J/UJ; <50%=Pj/R
13. Was a method blank prepared and analyzed with each batch?	X				DoD QSM Tables F-8 and F-7
14. Were target analytes <1/2 the MRL in the method blank?		X		Checked by ADR. ICP-The method blank from batch 240-52243 had potassium detected at 316ug/L. The method blank from batch 52451 had manganese detected at 2.21ug/L and nickel at 2.71ug/L. The potassium results for samples FWGBKGmw-021c-0069-GF, FWGFWGmw-001-0021-GF, FWGLL11mw-007c-0098-GF, FWGLL3mw-242c-0116-GF and FWGNTAmw-109c-0125-GF and the nickel results for samples FWGFWGmw-005-0085-GF, FWGFWGmw-Dup4-0142-GF and FWGLL6mw-002c-0121-GF were qualified as estimated, "B".	DoD QSM Tables F-8 and F-7 <5x = B
15. Was a field blank collected and analyzed?	X				
16. Were target analytes reported in the field blank analyses >1/2 the MRL?		X		ADR checked section	DoD QSM Tables F-8 and F-7
17. Was a LCS prepared and analyzed with each batch?	X				DoD QSM Tables F-8 and F-7
18. Were the LCS recoveries within limits specified in LCG Appendix C?	X			Checked by ADR.	DoD QSM Tables G-18, F-8 and F-7 >120%=J; 70-79%=J/UJ; <70%=J/R
19. Was a matrix spike (MS) and lab duplicate sample prepared with each batch?	X				DoD QSM Tables F-8 and F-7
20. Was the MS and Lab Duplicate parent a Ravenna sample?	X				

Ravenna, OH Data Review Checklist

Project Number: 030174.0016
Sample Event: July 2012
Data Reviewer/Date: Angela Dragotta/ September 14, 2012

SDG: 240-13518-1 R0
Analysis: SW846 6010/6020/7470A

Review Questions:	Yes	No	N/A	Comments	Qual/Criteria
21. Were the MS recoveries within 80-120%?		X		ICP The matrix spike analysis performed on sample FWGLL6mw-008-0123-GF recovered below control limits of 80%-120% for calcium at 72%. The calcium results for samples FWGEQUIPRINSE3-0156-GW, FWGFWGmw-004-0084-GF, FWGFWGmw-005-0085-GF, FWGFWGmw-008-0088-GF, FWGFWGmw-009-0089-GF, FWGFWGmw-013-0093-GF, FWGFWGmw-Dup4-0142-GF, FWGLL6mw-002c-0121-GF, FWGLL6mw-005c-0122-GF and FWGLL6mw-008-0123-GF were qualified as estimated, "J/UJ".	DoD QSM Tables G-18, F-8 and F-7 >120%=J; 70-79%=J/UJ; <70%=J/R All samples in batch
22. Was the lab sample duplicate RPD ≤ 20%?	X				DoD QSM Tables F-8 and F-7 >20% = J All samples in batch
23. Was a serial dilution performed, with the five fold dilution within ± 10% of the original result?	X				DoD QSM Tables F-8 and F-7 >20% = J All samples in batch
24. Was a Post Digestion Spike analyzed as needed? Were results within 75-125%?	X				LCG Table 7 >125%=J; 30-75%=J/UJ; <30%=R
25. Was a field duplicate analyzed? Were the RPDs ± 50% for sample results detected above the LOD?	X			Checked by ADR.	QAPP Table 3-2 >30% = J parent sample only
26. Were internal standards added to all ICPMS samples with intensity within 30-120% of the intensity of the ICAL internal standard?	X				DoD QSM Table F-8 >120%=J/R <20%=J

References:

- *DoD Quality Systems Manual (QSM), version 4.1, October 2010*
- *Louisville DoD Quality Systems Manual Supplement (LS), Version 1 March 2007*
- *Final Facility Wide Groundwater Monitoring Program, RVAAP-66 Facility Wide Groundwater Quality Assurance Project Plan (QAPP) Addendum for the Ravenna Army Ammunition Plant, Ravenna, OH, Environmental Quality Management, January 2012*
- *Final Facility Wide Quality Assurance Project Plan for Environmental Investigations Groundwater for the Ravenna Army Ammunition Plant, Ravenna, OH, SAIC, February 2011*

Ravenna, OH Data Review Checklist

Project Number: 030174.0016
Sample Event: July 2012
Data Reviewer/Date: Angela Dragotta/ September 14, 2012

SDG: 240-13518
Analysis: SW846 9012

Review Questions:	Yes	No	N/A	Comments	QUAL/Criteria
1. Did Chain-of-Custody information agree with laboratory report?	X				
2. Were samples preserved properly and received in good condition?	X				QAPP Table 5-1, NELAC
3. Were holding times met?	X				QAPP Table *5-1* J/UJ/R
4. Were sample storage requirements met?	X				QAPP Table *5-1*
5. Were all QAPP-specified target analytes reported?	X				QAPP Table 4-1
6. Does the initial calibration curve consist of at least 6 standards and one blank, with the correlation coefficient R $\geq$ 0.995? ?	X				*DoD QSM Table F-10* R
7. Were a high and low standard distilled and analyzed with results within $\pm$ 15%?	X				*DoD QSM Table F-10* R
8. Was an LOD Verification performed at least once per quarter with all target analytes detected?	X			5/28/12	LCG Table 10 R
9. Was a MRL Level Verification performed at the beginning of every and end of the daily sequence? Were results within 70-130%?	X				LCG Table 10, LS >130%=J; 65-70%=J/UJ; <65%=J/R
10. Was a second source verification (ICV) analyzed after the ICAL and all analytes 85-115%?	X				*DoD QSM Table F-10* >115%=J; 80-85%=J/UJ; <80%=J/R
11. Was a method blank prepared and analyzed with each batch?	X				*DoD QSM Table F-10*
12. Were target analytes detected in the method blank >1/2 the MRL?		X		Checked by ADR.	*DoD QSM Table F-10* <5x=B
13. Was a field blank collected and analyzed?	X				
14. Were target analytes in the field blank analyses <1/2 the MRL?	X				*DoD QSM Table F-10* <5x=B
15. Was a field duplicate analyzed? Were the RPDs $\leq$20%?	X			Checked by ADR.	>30% = J
16. Was an LCS prepared and analyzed with each batch?	X				DoD QSM Table F-10

Ravenna, OH Data Review Checklist

Project Number: 030174.0016
Sample Event: July 2012
Data Reviewer/Date: Angela Dragotta/ September 14, 2012

SDG: 240-13518
Analysis: SW846 9012

Review Questions:	Yes	No	N/A	Comments	QUAL/Criteria
17. Were the LCS recoveries 80-118%?	X			Checked by ADR.	*DoD QSM Table F-10* Lab Limits >118%=J; 50-79%=J/UJ; <50%=R
18. Was a MS and duplicate (sample or matrix) prepared once per every 10 samples?	X				DoD QSM Table F-10
19. Was the MS parent a Ravenna sample?	X				
20. Were matrix spike recoveries 42-140%?	X			Checked by ADR.	DoD QSM Table F-10 >140%=J; <42%=J/UJ/R

References:
DoD Quality Systems Manual (QSM), version 4.1, October 2010

Louisville DoD Quality Systems Manual Supplement (LS), Version 1 March 2007

Final Facility Wide Groundwater Monitoring Program, RVAAP-66 Facility Wide Groundwater Quality Assurance Project Plan (QAPP) Addendum for the Ravenna Army Ammunition Plant, Ravenna, OH, Environmental Quality Management, January 2012

Final Facility Wide Quality Assurance Project Plan for Environmental Investigations Groundwater for the Ravenna Army Ammunition Plant, Ravenna, OH, SAIC, February 2011
Additional Comments:

Ravenna, OH Data Review Checklist

Project Number: 030174.0016
Sample Event: July 2012
Data Reviewer/Date: Angela Dragotta/September 14, 2012

SDG: 240-13518 R0
Analysis: SW846 8330 Explosives

Review Questions:	Yes	No	N/A	Comments	QUAL/Criteria
1. Did Chain-of-Custody information agree with laboratory report?	X				
2. Were samples preserved properly and received in good condition?	X				QAPP Table 5-1
3. Were holding times met?	X				QAPP Table 5-1 J/UJ/R
4. Were sample storage requirements met?	X				QAPP Table 5-1
5. Were all QAPP-specified target analytes reported?	X				QAPP Table 4-3
6. Was a LOD Verification analyzed once per quarter with all target analytes detected?	X			LC10 7/28/12 @ 1225 LC12 7/31/12	DoD QSM Table F-3 R
7.Calibration					
7a. Does the initial calibration curve consist of 5 concentration levels? (6 stds for quadratic curves)	X			LC10 4/19/12 LC12 6/11/12, 2-nitrotoluene coelutes with 4-nitrotoluene column used for confirmation only	DoD QSM Table F-3 R
7b. Did all target analytes using avg response have an RSD ≤ 15% ?	X				
7c. If a linear regression curve was used, was the correlation coefficient r≥0.995? (0.990 for Quadratic curve).			X		
8. Was a second source verification (ICV) analyzed after the ICAL and all analytes 80-120%?	X			LC10 4/19/12 0910 LC12 6/12/12 @1252	DoD QSM Table F-3 >120%=J; <80%= J/UJ;
Sample Analysis					
9. Was a CCV run at the beginning of the analytical sequence, every 10 samples and at the end of the analytical run with targets and surrogates recovering 80-120% of the true value?	X				DoD QSM Table F-3 J/UJ
10. Was a MRL Level verification run at the beginning and end of every daily sequence or every 12 hours? Was the %D < 30%?		X		LC10-8/3/12 @ 0949 MRL recovered above control limits of 70-130% for 3-nitrotoluene at 133%. 8/5/12 @ 0943 MRL recovered above control limits of 70-130% for RDX at 135%, 2,6-dinitrotolune at 131% and 4-nitrotoluene at 132%. No qualifications were made as there were no detected results reported for the bracketed field samples.	LCG Table 5 >30%=J

Ravenna, OH Data Review Checklist

Project Number: 030174.0016
Sample Event: July 2012
Data Reviewer/Date: Angela Dragotta/September 14, 2012

SDG: 240-13518 R0
Analysis: SW846 8330 Explosives

Review Questions:	Yes	No	N/A	Comments	QUAL/Criteria
11. Was a method blank prepared and analyzed with each batch?	X				DoD QSM Table F-3
12. Were target analytes detected in the method blank <1/2 the MRL?		X		Checked by ADR.	DoD QSM Table F-3 <5x = B
13. Was a field blank collected and analyzed?	X			FWGFWGMW-002-0082-GW, FWGFWGMW-003-0083-GW, FWGFWGMW-004-0084-GW and FWGFWGMW-008-0088-GW and FWGFWGMW-008-0088-GW, were filtered prior to extraction due to excessive sediment/ particulates. A filtered blank was included with the batch with no detected results.	
14. Were target analytes detected in the field blank analyses > ½ the MRL?		X		Checked by ADR	DoD QSM Table F-3 <5x=B
15. Was a field duplicate analyzed? Were the RPDs ≤30%?	X				RPD >30=J
16. Were all positive results confirmed with a second column confirmation? Were the RPDs ≤ 40%?			X	No detected results were reported for the field samples.	DoD QSM Table F-3 RPD>40%=J
17. Was an LCS prepared and analyzed with each batch?	X				DoD QSM Table F-3
18. Were the LCS recoveries within limits specified in table G-12 of the DoD QSM?	X			Checked by ADR. The nitroglycerin LCS from batch 2214028 recovered above control limits of 85-115% at 117% and in batch 2213033 at 116%. No qualifications were made as there were no detected nitroglycerin results associated with the field samples extracted in these batches.	DoD QSM Table F-3 <UL=J; 30-LL=J/UJ; <30%=J/R
19.Was a MS/MSD or MS and sample duplicate prepared with each batch?			X	Not enough volume for matrix spike analysis.	DoD QSM Table F-3
20. Were MS/MSD recoveries within limits specified in table G-12 of the DoD QSM with an RPD ≤20%?			X		DoD QSM Table F-3 Pj
21. Were surrogate recoveries within laboratory limits (79-111%)?	X				QSM Tables F-2 >UL=J; <LL =J/UJ

References: DoD Quality Systems Manual (QSM), version 4.1, October 2010

Louisville DoD Quality Systems Manual Supplement (LS), Version 1 March 2007

Ravenna, OH Data Review Checklist

Project Number: 030174.0016
Sample Event: July 2012
Data Reviewer/Date: Angela Dragotta/September 14, 2012

SDG: 240-13518 R0
Analysis: SW846 8330 Explosives

Final Facility Wide Groundwater Monitoring Program, RVAAP-66 Facility Wide Groundwater Quality Assurance Project Plan (QAPP) Addendum for the Ravenna Army Ammunition Plant, Ravenna, OH, Environmental Quality Management, January 2012

Final Facility Wide Quality Assurance Project Plan for Environmental Investigations Groundwater for the Ravenna Army Ammunition Plant, Ravenna, OH, SAIC, February 2011

Additional Comments:

Ravenna, OH Data Review Checklist

Project Number: 030174.0016
Sample Event: July 2012
Data Reviewer/Date: Angela Dragotta/September 14, 2012

SDG: 240-13518
Analysis: SW846 8330M Nitroguanidine

Review Questions:	Yes	No	N/A	Comments	QUAL/Criteria
1. Did Chain-of-Custody information agree with laboratory report?	X				
2. Were samples preserved properly and received in good condition?	X				QAPP Table 5-1
3. Were holding times met?	X				QAPP Table 5-1 J/UJ/R
4. Were sample storage requirements met?	X				QAPP Table 5-1
5. Were all QAPP-specified target analytes reported?	X				QAPP Table 4-3
6. Was a LOD Verification analyzed once per quarter with all target analytes detected?	X			8/8/12 @ 1121	DoD QSM Table F-3 R
7.Calibration					
7a. Does the initial calibration curve consist of 5 concentration levels? (6 stds for quadratic curves)	X			PDA-1 7/9/12	DoD QSM Table F-3 R
7b. Did all target analytes using avg response have an RSD ≤ 15% ?	X				
7c. If a linear regression curve was used, was the correlation coefficient r≥0.995? (0.990 for Quadratic curve).			X		
7d. Did reanalysis of the low level standard after calibration, recover within 15%?	X			7/9/12 @1803	
8. Was a second source verification (ICV) analyzed after the ICAL and all analytes 80-120%?	X			7/9/12 @ 1748	DoD QSM Table F-3 >120%=J; <80%= J/UJ;
Sample Analysis					
9. Was a CCV run at the beginning of the analytical sequence, every 10 samples and at the end of the analytical run with targets and surrogates recovering 80-120% of the true value?		X		The closing CCV analyzed 8/1/12 at 1527 did not recover as the vial was mistakenly not filled by the analyst with CCV standard. The MRL analyzed immediately after passed CCV criteria, so no qualification was made.	DoD QSM Table F-3 J/UJ
10. Was a MRL Level verification run at the beginning and end of every daily sequence or every 12 hours? Was the %D < 30%?	X				LCG Table 5 >30%=J
11. Was a method blank prepared and analyzed with each batch?	X				DoD QSM Table F-3

Ravenna, OH Data Review Checklist

Project Number: 030174.0016
Sample Event: July 2012
Data Reviewer/Date: Angela Dragotta/September 14, 2012

SDG: 240-13518
Analysis: SW846 8330M Nitroguanidine

Review Questions:	Yes	No	N/A	Comments	QUAL/Criteria
12. Were target analytes detected in the method blank <1/2 the MRL?		X		Checked by ADR.	DoD QSM Table F-3 <5x = B
13. Was a field blank collected and analyzed?	X				
14. Were target analytes detected in the field blank analyses < ½ the MRL?		X		Checked by ADR.	DoD QSM Table F-3 <5x=B
15. Was a field duplicate analyzed? Were the RPDs ≤30%?	X				RPD >30=J
16. Were all positive results confirmed with a second column confirmation? Were the RPDs ≤ 40%?			X	No detected concentrations were reported.	DoD QSM Table F-3 RPD>40%=J
17. Was an LCS prepared and analyzed with each batch?	X				DoD QSM Table F-3
18. Were the LCS recoveries within laboratory limits of 79%-119%?	X			Checked by ADR.	DoD QSM Table F-3 <UL=J; 30-LL=J/UJ; <30%=J/R
19. Was a MS/MSD or MS and sample duplicate prepared with each batch?	X				DoD QSM Table F-3
20. Were MS/MSD recoveries within laboratory limits of 40%-150% with an RPD ≤20%?	X				DoD QSM Table F-3 Pj

References:
DoD Quality Systems Manual (QSM), version 4.1, October 2010

Louisville DoD Quality Systems Manual Supplement (LS), Version 1 March 2007

Final Facility Wide Groundwater Monitoring Program, RVAAP-66 Facility Wide Groundwater Quality Assurance Project Plan (QAPP) Addendum for the Ravenna Army Ammunition Plant, Ravenna, OH, Environmental Quality Management, January 2012

Final Facility Wide Quality Assurance Project Plan for Environmental Investigations Groundwater for the Ravenna Army Ammunition Plant, Ravenna, OH, SAIC, February 2011

Additional Comments:

Ravenna, OH Data Review Checklist

Project Number: 030174.0016
Sample Event: July 2012
Data Reviewer/Date: Angye Dragotta/ September 14, 2012

SDG: 240-13518
Analysis: TAL SOP WS-WC-0050

Review Questions:	Yes	No	N/A	Comments	Qualifier
1. Did Chain-of-Custody information agree with laboratory report?	X				
2. Were samples preserved properly and received in good condition?	X				QAPP Table 5-1, NELAC
3. Were holding times met?	X				QAPP Table 5-1 J/UJ/R
4. Were sample storage requirements met?	X				QAPP Table 5-1
5. Were all QAPP-specified target analytes reported?	X				QAPP Table 4-1
6. Does the initial calibration curve consist of 5 concentration levels with the low standard near but > MDL?	X				STL SOP Section 10.2 R
7. Was the correlation coefficient >0.995?	X				STL SOP Section 10.2
8. Was a MRL Level Verification run at the beginning and end of every daily sequence or every 12 hours? Was the %D <30%?	X				LCG Table 5 >30%=J
9. Was a second source verification (ICV) analyzed after the ICAL? Were all analytes 90-110%?	X				STL SOP Section 9.8, 10.3, LCG >110%=J; 90-85%=J/UJ; <85%=J/R
10. Was the ICB analyzed after the ICV with results <1/2 the MRL?	X				STL SOP Section 9.8, LCG ,< 5x = U
11. Was a CCV run every 10 samples and at the end of the analytical run?	X				STL SOP Section 10.4
12. Was the ICV and CCV a mid-level standard from the initial calibration curve?	X				STL SOP Section 10.3.1
13. Were all CCV calibration analytes within 90-110%?	X				STL SOP Section 10.4, >110%=J; 85-90%=J/UJ; <85%=J/R
14. Was the ICB analyzed after the ICV with results <1/2 the MRL?	X				STL SOP Section 10.4, QSM, < 5x = U

Ravenna, OH Data Review Checklist

Project Number: 030174.0016
Sample Event: July 2012
Data Reviewer/Date: Angye Dragotta/ September 14, 2012

SDG: 240-13518
Analysis: TAL SOP WS-WC-0050

Review Questions:	Yes	No	N/A	Comments	Qualifier
15. Was the Nitrocellulose assay available and/or analyzed to be within 10%?	X				STL SOP Section 7.14.1, R
16. Was a method blank prepared and analyzed with each batch?	X				
17. Were target analytes detected in the method blank <1/2 the MRL?		X		ADR checked section.	STL SOP Section 9.4, LCG, *<5x=B*
18. Was a field blank collected and analyzed?	X				
19. Were target analytes detected in the field blank analyses <1/2 the MRL?		X			<5x=B
20. Was a field duplicate analyzed? Were the RPDs ≤30%?	X			ADR checked section.	QAPP Table 3-2 RPD > 30% = J
21. Was an LCS prepared and analyzed with each batch? Was the LCS recovery within lab's in-house limits% (26-144%)?	X				>UL%=J; 50-LL%=J/UJ; <50%=J/R
22. Was a MS/MSD pair prepared with each batch?	X				
23. Was the MS/MSD parent a Ravenna sample?	X				
24. Were MS/MSD recoveries 26-144% and RPD ≤20?	X			ADR checked section.	Method EPA 353.2 Section 9.4.2 >UL%=J; <LL%=J/UJ; RPD>20%=J/UJ

References:

STL SOP SAC-WC-0050 "Preparation and Analysis of Nitrocellulose in Aqueous and Soil/Sediment Samples by Colorimetric Autoanalyzer", Jan 2007, rev. 2.0

DoD Quality Systems Manual (QSM), version 4.1, October 2010

Louisville DoD Quality Systems Manual Supplement (LS), Version 1 March 2007

Final Facility Wide Groundwater Monitoring Program, RVAAP-66 Facility Wide Groundwater Quality Assurance Project Plan (QAPP) Addendum for the Ravenna Army Ammunition Plant, Ravenna, OH, Environmental Quality Management, January 2012

Final Facility Wide Quality Assurance Project Plan for Environmental Investigations Groundwater for the Ravenna Army Ammunition Plant, Ravenna, OH, SAIC, February 2011

Additional Comments:

Appendix II

Overall Qualified Results

Analytical Method	Field Sample ID	Matrix	Sample Type	Analyte	RL	Lab Result	Unc / Error	Overall Qualifier	Units	Reason Code
SDG: 240-13518-1										
6010B	FWGB12MW-012C-0066-GF	AQ	N							
				NICKEL	5.0	2.4J		J	ug/L	RI
				VANADIUM	4.0	1.9J		U	ug/L	Cb
6010B	FWGB12MW-013-0067-GF	AQ	N							
				BARIUM	5.0	3.9J		J	ug/L	RI
				NICKEL	5.0	3.5J		J	ug/L	RI
6010B	FWGBKGMW-021C-0069-GF	AQ	N							
				CHROMIUM	4.0	1.7J		J	ug/L	RI, ProfJu
				MANGANESE	5.0	2.4J		J	ug/L	RI
				Potassium	900	850J		B	ug/L	Mb
6010B	FWGEQUIPRINSE3-0156-GW	AQ	EB							
				CALCIUM	1000	1000U		UJ	ug/L	Ms
6010B	FWGFWGMW-001-0081-GF	AQ	N							
				NICKEL	5.0	2.7J		J	ug/L	RI
				Potassium	900	1400J		B	ug/L	Mb
6010B	FWGFWGMW-003-0083-GF	AQ	N							
				ARSENIC	10	3.3J		J	ug/L	RI
				VANADIUM	4.0	2.2J		U	ug/L	Cb
6010B	FWGFWGMW-004-0084-GF	AQ	N							
				ARSENIC	10	9.1J		J	ug/L	RI
				CALCIUM	1000	81000		J	ug/L	Ms
				CHROMIUM	4.0	23		J	ug/L	ProfJudg
6010B	FWGFWGMW-005-0085-GF	AQ	N							
				CALCIUM	1000	46000		J	ug/L	Ms
				COBALT	4.0	2.0J		J	ug/L	RI
				NICKEL	5.0	2.5J		UB	ug/L	Mb, Cb

N = Normal Sample *TB = Trip Blank*
FD = Field Duplicate *FB = Field Blank*

Overall Qualified Results

Analytical Method	Field Sample ID	Matrix	Sample Type	Analyte	RL	Lab Result	Unc / Error	Overall Qualifier	Units	Reason Code
SDG: 240-13518-1										
6010B	FWGFWGMW-008-0088-GF	AQ	N							
				ARSENIC	10	7.4J		J	ug/L	RI
				CALCIUM	1000	100000		J	ug/L	Ms
				CHROMIUM	4.0	1.8J		UJ	ug/L	Cb, ProfJu
6010B	FWGFWGMW-009-0089-GF	AQ	N							
				ARSENIC	10	8.5J		J	ug/L	RI
				CALCIUM	1000	83000		J	ug/L	Ms
				VANADIUM	4.0	2.9J		U	ug/L	Cb
6010B	FWGFWGMW-013-0093-GF	AQ	N							
				CALCIUM	1000	55000		J	ug/L	Ms
6010B	FWGFWGMW-015-0095-GF	AQ	N							
				CHROMIUM	4.0	1.7J		J	ug/L	RI, ProfJu
				COBALT	4.0	2.6J		J	ug/L	RI
				VANADIUM	4.0	1.8J		U	ug/L	Cb
6010B	FWGFWGMW-016-0096-GF	AQ	N							
				ARSENIC	10	4.8J		J	ug/L	RI
6010B	FWGFWGMW-DUP4-0142-GF	AQ	FD							
				CALCIUM	1000	47000		J	ug/L	Ms
				COBALT	4.0	2.4J		J	ug/L	RI
				NICKEL	5.0	2.3J		UB	ug/L	Mb, Cb
6010B	FWGLL11MW-007C-0098-GF	AQ	N							
				Potassium	900	1400J		B	ug/L	Mb
6010B	FWGLL3MW-242C-0116-GF	AQ	N							
				Potassium	900	1000J		B	ug/L	Mb

N = Normal Sample *TB = Trip Blank*
FD = Field Duplicate *FB = Field Blank*

Overall Qualified Results

Analytical Method	Field Sample ID	Matrix	Sample Type	Analyte	RL	Lab Result	Unc / Error	Overall Qualifier	Units	Reason Code
SDG: 240-13518-1										
6010B	FWGLL6MW-002C-0121-GF	AQ	N							
				ARSENIC	10	6.3J		J	ug/L	RI
				CALCIUM	1000	130000		J	ug/L	Ms
				CHROMIUM	4.0	8.1		UJ	ug/L	Cb, ProfJu
				COBALT	4.0	2.5J		J	ug/L	RI
				COPPER	10	6.4J		J	ug/L	RI
				LEAD	5.0	3.2J		J	ug/L	RI
				NICKEL	5.0	7.0J		UB	ug/L	Mb, Cb
				VANADIUM	4.0	8.3		U	ug/L	Cb
6010B	FWGLL6MW-005C-0122-GF	AQ	N							
				CALCIUM	1000	83000		J	ug/L	Ms
6010B	FWGLL6MW-008-0123-GF	AQ	N							
				CALCIUM	1000	120000J		J	ug/L	Ms
				COBALT	4.0	1.8J		J	ug/L	RI
6010B	FWGLL6MW-009-0124-GF	AQ	N							
				ARSENIC	10	7.7J		J	ug/L	RI
				COBALT	4.0	3.1J		J	ug/L	RI
6010B	FWGNTAMW-109C-0125-GF	AQ	N							
				Potassium	900	1300J		B	ug/L	Mb
6020	FWGB12MW-012C-0066-GF	AQ	N							
				ANTIMONY	0.50	0.25J		J	ug/L	RI
				CADMIUM	0.070	0.047J		U	ug/L	Cb
				ZINC	20	10J		J	ug/L	RI
6020	FWGBKGMW-021C-0069-GF	AQ	N							
				IRON	100	64J		J	ug/L	RI

N = Normal Sample *TB = Trip Blank*
FD = Field Duplicate *FB = Field Blank*

Overall Qualified Results

Analytical Method	Field Sample ID	Matrix	Sample Type	Analyte	RL	Lab Result	Unc / Error	Overall Qualifier	Units	Reason Code
SDG: 240-13518-1										
6020	FWGFWGMW-001-0081-GF	AQ	N							
				CADMIUM	0.070	0.052J		U	ug/L	Cb
6020	FWGFWGMW-004-0084-GF	AQ	N							
				ANTIMONY	0.50	0.29J		J	ug/L	RI
				CADMIUM	0.070	0.051J		U	ug/L	Cb
6020	FWGFWGMW-005-0085-GF	AQ	N							
				ALUMINUM	60	26J		J	ug/L	RI
6020	FWGFWGMW-008-0088-GF	AQ	N							
				ALUMINUM	60	24J		J	ug/L	RI
6020	FWGFWGMW-015-0095-GF	AQ	N							
				CADMIUM	0.070	0.033J		U	ug/L	Cb
				ZINC	20	19J		J	ug/L	RI
6020	FWGFWGMW-DUP4-0142-GF	AQ	FD							
				ALUMINUM	60	31J		J	ug/L	RI
6020	FWGLL6MW-002C-0121-GF	AQ	N							
				ANTIMONY	0.50	0.23J		J	ug/L	RI
				CADMIUM	0.070	0.027J		U	ug/L	Cb
6020	FWGLL6MW-005C-0122-GF	AQ	N							
				THALLIUM	1.0	0.34J		U	ug/L	Cb
6020	FWGLL6MW-008-0123-GF	AQ	N							
				CADMIUM	0.070	0.061J		U	ug/L	Cb
				THALLIUM	1.0	0.54J		U	ug/L	Cb
6020	FWGLL6MW-009-0124-GF	AQ	N							
				ZINC	20	18J		J	ug/L	RI

N = Normal Sample *TB = Trip Blank*
FD = Field Duplicate *FB = Field Blank*

Overall Qualified Results

Analytical Method	Field Sample ID	Matrix	Sample Type	Analyte	RL	Lab Result	Unc / Error	Overall Qualifier	Units	Reason Code
SDG: 240-13518-1										
6020	FWGNTAMW-109C-0125-GF	AQ	N							
				ALUMINUM	60	38J		J	ug/L	RI
				CADMIUM	0.070	0.027J		U	ug/L	Cb
6020	FWGNTAMW-119-0126-GF	AQ	N							
				ZINC	20	11J		J	ug/L	RI
7470A	FWGFWGMW-013-0093-GF	AQ	N							
				MERCURY	0.20	0.12J		J	ug/L	RI

N = Normal Sample *TB = Trip Blank*
FD = Field Duplicate *FB = Field Blank*

Overall Qualified Results

Analytical Method	Field Sample ID	Matrix	Sample Type	Analyte	RL	Lab Result	Unc / Error	Overall Qualifier	Units	Reason Code
SDG: 240-13518-1										
8081A	FWGB12MW-013-0067-GWRE	AQ	N							
				4,4'-DDD	0.0095	0.0095U H		UJ	ug/L	StoE, Prof
				4,4'-DDE	0.0095	0.0095U H		UJ	ug/L	StoE
				4,4'-DDT	0.029	0.029U H		UJ	ug/L	StoE
				ALDRIN	0.0095	0.0095U H		UJ	ug/L	StoE
				ALPHA-BHC	0.0095	0.0095U H		UJ	ug/L	StoE
				ALPHA-CHLORDANE	0.013	0.013U H		UJ	ug/L	StoE
				BETA-BHC	0.0095	0.0095U H		UJ	ug/L	StoE
				DELTA-BHC	0.0095	0.0095U H		UJ	ug/L	StoE
				DIELDRIN	0.0095	0.0095U H		UJ	ug/L	StoE
				ENDOSULFAN I	0.012	0.012U H		UJ	ug/L	StoE
				ENDOSULFAN II	0.011	0.011U H		UJ	ug/L	StoE
				ENDOSULFAN SULFATE	0.010	0.010U H		UJ	ug/L	StoE
				ENDRIN	0.010	0.010U H		UJ	ug/L	StoE
				ENDRIN ALDEHYDE	0.010	0.010U H		UJ	ug/L	StoE
				ENDRIN KETONE	0.0095	0.0095U H		UJ	ug/L	StoE
				gamma-BHC (Lindane)	0.0095	0.0095U H		UJ	ug/L	StoE
				GAMMA-CHLORDANE	0.011	0.011U H		UJ	ug/L	StoE
				HEPTACHLOR	0.0095	0.0095U H		UJ	ug/L	StoE
				HEPTACHLOR EPOXIDE	0.0095	0.0095U H		UJ	ug/L	StoE
				METHOXYCHLOR	0.030	0.030U H		UJ	ug/L	StoE
				TOXAPHENE	0.48	0.48U H		UJ	ug/L	StoE

N = Normal Sample *TB = Trip Blank*
FD = Field Duplicate *FB = Field Blank*

Overall Qualified Results

Analytical Method	Field Sample ID	Matrix	Sample Type	Analyte	RL	Lab Result	Unc / Error	Overall Qualifier	Units	Reason Code
SDG: 240-13518-1										
8081A	FWGBKGMW-021C-0069-GWRE	AQ	N							
				4,4'-DDD	0.0095	0.0095U H		UJ	ug/L	StoE
				4,4'-DDE	0.0095	0.0095U H		UJ	ug/L	StoE
				4,4'-DDT	0.029	0.029U H		UJ	ug/L	StoE
				ALDRIN	0.0095	0.0095U H		UJ	ug/L	StoE
				ALPHA-BHC	0.0095	0.0095U H		UJ	ug/L	StoE
				ALPHA-CHLORDANE	0.013	0.013U H		UJ	ug/L	StoE
				BETA-BHC	0.0095	0.0095U H		UJ	ug/L	StoE
				DELTA-BHC	0.0095	0.0095U H		UJ	ug/L	StoE
				DIELDRIN	0.0095	0.0095U H		UJ	ug/L	StoE
				ENDOSULFAN I	0.012	0.012U H		UJ	ug/L	StoE
				ENDOSULFAN II	0.011	0.011U H		UJ	ug/L	StoE
				ENDOSULFAN SULFATE	0.010	0.010U H		UJ	ug/L	StoE
				ENDRIN	0.010	0.010U H		UJ	ug/L	StoE
				ENDRIN ALDEHYDE	0.010	0.010U H		UJ	ug/L	StoE
				ENDRIN KETONE	0.0095	0.0095U H		UJ	ug/L	StoE
				gamma-BHC (Lindane)	0.0095	0.0095U H		UJ	ug/L	StoE
				GAMMA-CHLORDANE	0.011	0.011U H		UJ	ug/L	StoE
				HEPTACHLOR	0.0095	0.0095U H		UJ	ug/L	StoE
				HEPTACHLOR EPOXIDE	0.0095	0.0095U H		UJ	ug/L	StoE
				METHOXYCHLOR	0.030	0.030U H		UJ	ug/L	StoE
				TOXAPHENE	0.48	0.48U H		UJ	ug/L	StoE

N = Normal Sample *TB = Trip Blank*
FD = Field Duplicate *FB = Field Blank*

Overall Qualified Results

Analytical Method	Field Sample ID	Matrix	Sample Type	Analyte	RL	Lab Result	Unc / Error	Overall Qualifier	Units	Reason Code
SDG: 240-13518-1										
8081A	FWGFWGMW-001-0081-GWRE	AQ	N							
				4,4'-DDD	0.0095	0.0095U H		UJ	ug/L	StoE, Prof
				4,4'-DDE	0.0095	0.0095U H		UJ	ug/L	StoE
				4,4'-DDT	0.029	0.029U H		UJ	ug/L	StoE
				ALDRIN	0.0095	0.0095U H		UJ	ug/L	StoE
				ALPHA-BHC	0.0095	0.0095U H		UJ	ug/L	StoE
				ALPHA-CHLORDANE	0.013	0.013U H		UJ	ug/L	StoE
				BETA-BHC	0.0095	0.0095U H		UJ	ug/L	StoE
				DELTA-BHC	0.0095	0.0095U H		UJ	ug/L	StoE
				DIELDRIN	0.0095	0.0095U H		UJ	ug/L	StoE
				ENDOSULFAN I	0.012	0.012U H		UJ	ug/L	StoE
				ENDOSULFAN II	0.011	0.011U H		UJ	ug/L	StoE
				ENDOSULFAN SULFATE	0.010	0.010U H		UJ	ug/L	StoE
				ENDRIN	0.010	0.010U H		UJ	ug/L	StoE
				ENDRIN ALDEHYDE	0.010	0.010U H		UJ	ug/L	StoE
				ENDRIN KETONE	0.0095	0.0095U H		UJ	ug/L	StoE
				gamma-BHC (Lindane)	0.0095	0.0095U H		UJ	ug/L	StoE
				GAMMA-CHLORDANE	0.011	0.011U H		UJ	ug/L	StoE
				HEPTACHLOR	0.0095	0.0095U H		UJ	ug/L	StoE
				HEPTACHLOR EPOXIDE	0.0095	0.0095U H		UJ	ug/L	StoE
				METHOXYCHLOR	0.030	0.030U H		UJ	ug/L	StoE
				TOXAPHENE	0.48	0.48U H		UJ	ug/L	StoE

N = Normal Sample *TB = Trip Blank*
FD = Field Duplicate *FB = Field Blank*

Overall Qualified Results

Analytical Method	Field Sample ID	Matrix	Sample Type	Analyte	RL	Lab Result	Unc / Error	Overall Qualifier	Units	Reason Code
SDG: 240-13518-1										
8081A	FWGFWGMW-002-0082-GWRE	AQ	N							
				4,4'-DDD	0.0095	0.0095U H		UJ	ug/L	StoE, Prof
				4,4'-DDE	0.0095	0.0095U H		UJ	ug/L	StoE
				4,4'-DDT	0.029	0.029U H		UJ	ug/L	StoE
				ALDRIN	0.0095	0.0095U H		UJ	ug/L	StoE
				ALPHA-BHC	0.0095	0.0095U H		UJ	ug/L	StoE
				ALPHA-CHLORDANE	0.013	0.013U H		UJ	ug/L	StoE
				BETA-BHC	0.0095	0.0095U H		UJ	ug/L	StoE
				DELTA-BHC	0.0095	0.0095U H		UJ	ug/L	StoE
				DIELDRIN	0.0095	0.0095U H		UJ	ug/L	StoE
				ENDOSULFAN I	0.012	0.012U H		UJ	ug/L	StoE
				ENDOSULFAN II	0.011	0.011U H		UJ	ug/L	StoE
				ENDOSULFAN SULFATE	0.010	0.010U H		UJ	ug/L	StoE
				ENDRIN	0.010	0.010U H		UJ	ug/L	StoE
				ENDRIN ALDEHYDE	0.010	0.010U H		UJ	ug/L	StoE
				ENDRIN KETONE	0.0095	0.0095U H		UJ	ug/L	StoE
				gamma-BHC (Lindane)	0.0095	0.0095U H		UJ	ug/L	StoE
				GAMMA-CHLORDANE	0.011	0.011U H		UJ	ug/L	StoE
				HEPTACHLOR	0.0095	0.0095U H		UJ	ug/L	StoE
				HEPTACHLOR EPOXIDE	0.0095	0.0095U H		UJ	ug/L	StoE
				METHOXYCHLOR	0.030	0.030U H		UJ	ug/L	StoE
				TOXAPHENE	0.48	0.48U H		UJ	ug/L	StoE

N = Normal Sample *TB = Trip Blank*
FD = Field Duplicate *FB = Field Blank*

Overall Qualified Results

Analytical Method	Field Sample ID	Matrix	Sample Type	Analyte	RL	Lab Result	Unc / Error	Overall Qualifier	Units	Reason Code
SDG: 240-13518-1										
8081A	FWGFWGMW-003-0083-GWRE	AQ	N							
				4,4'-DDD	0.011	0.011U H		UJ	ug/L	StoE, Prof
				4,4'-DDE	0.011	0.011U H		UJ	ug/L	StoE
				4,4'-DDT	0.033	0.033U H		UJ	ug/L	StoE
				ALDRIN	0.011	0.011U H		UJ	ug/L	StoE
				ALPHA-BHC	0.011	0.011U H		UJ	ug/L	StoE
				ALPHA-CHLORDANE	0.015	0.015U H		UJ	ug/L	StoE
				BETA-BHC	0.011	0.011U H		UJ	ug/L	StoE
				DELTA-BHC	0.011	0.011U H		UJ	ug/L	StoE
				DIELDRIN	0.011	0.011U H		UJ	ug/L	StoE
				ENDOSULFAN I	0.014	0.014U H		UJ	ug/L	StoE
				ENDOSULFAN II	0.013	0.013U H		UJ	ug/L	StoE
				ENDOSULFAN SULFATE	0.012	0.012U H		UJ	ug/L	StoE
				ENDRIN	0.012	0.012U H		UJ	ug/L	StoE
				ENDRIN ALDEHYDE	0.012	0.012U H		UJ	ug/L	StoE
				ENDRIN KETONE	0.011	0.011U H		UJ	ug/L	StoE
				gamma-BHC (Lindane)	0.011	0.011U H		UJ	ug/L	StoE
				GAMMA-CHLORDANE	0.013	0.013U H		UJ	ug/L	StoE
				HEPTACHLOR	0.011	0.011U H		UJ	ug/L	StoE
				HEPTACHLOR EPOXIDE	0.011	0.011U H		UJ	ug/L	StoE
				METHOXYCHLOR	0.035	0.035U H		UJ	ug/L	StoE
				TOXAPHENE	0.54	0.54U H		UJ	ug/L	StoE

N = Normal Sample *TB = Trip Blank*
FD = Field Duplicate *FB = Field Blank*

Overall Qualified Results

Analytical Method	Field Sample ID	Matrix	Sample Type	Analyte	RL	Lab Result	Unc / Error	Overall Qualifier	Units	Reason Code
SDG: 240-13518-1										
8081A	FWGFWGMW-004-0084-GWRE	AQ	N							
				4,4'-DDD	0.0095	0.0095U H		UJ	ug/L	StoE, Surr,
				4,4'-DDE	0.0095	0.0095U H		UJ	ug/L	StoE, Surr
				4,4'-DDT	0.029	0.029U H		UJ	ug/L	StoE, Surr
				ALDRIN	0.0095	0.0095U H		UJ	ug/L	StoE, Surr
				ALPHA-BHC	0.0095	0.0095U H		UJ	ug/L	StoE, Surr
				ALPHA-CHLORDANE	0.013	0.013U H		UJ	ug/L	StoE, Surr
				BETA-BHC	0.0095	0.0095U H		UJ	ug/L	StoE, Surr
				DELTA-BHC	0.0095	0.0095U H		UJ	ug/L	StoE, Surr
				DIELDRIN	0.0095	0.0095U H		UJ	ug/L	StoE, Surr
				ENDOSULFAN I	0.012	0.012U H		UJ	ug/L	StoE, Surr
				ENDOSULFAN II	0.011	0.011U H		UJ	ug/L	StoE, Surr
				ENDOSULFAN SULFATE	0.010	0.010U H		UJ	ug/L	StoE, Surr
				ENDRIN	0.010	0.010U H		UJ	ug/L	StoE, Surr
				ENDRIN ALDEHYDE	0.010	0.010U H		UJ	ug/L	StoE, Surr
				ENDRIN KETONE	0.0095	0.0095U H		UJ	ug/L	StoE, Surr
				gamma-BHC (Lindane)	0.0095	0.0095U H		UJ	ug/L	StoE, Surr
				GAMMA-CHLORDANE	0.011	0.011U H		UJ	ug/L	StoE, Surr
				HEPTACHLOR	0.0095	0.0095U H		UJ	ug/L	StoE, Surr
				HEPTACHLOR EPOXIDE	0.0095	0.0095U H		UJ	ug/L	StoE, Surr
				METHOXYCHLOR	0.030	0.030U H		UJ	ug/L	StoE, Surr
				TOXAPHENE	0.48	0.48U H		UJ	ug/L	StoE, Surr

N = Normal Sample *TB = Trip Blank*
FD = Field Duplicate *FB = Field Blank*

Overall Qualified Results

Analytical Method	Field Sample ID	Matrix	Sample Type	Analyte	RL	Lab Result	Unc / Error	Overall Qualifier	Units	Reason Code
SDG: 240-13518-1										
8081A	FWGFWGMW-005-0085-GWRE	AQ	N							
				4,4'-DDD	0.0095	0.0095U H		UJ	ug/L	StoE, Surr,
				4,4'-DDE	0.0095	0.0095U H		UJ	ug/L	StoE, Surr
				4,4'-DDT	0.029	0.029U H		UJ	ug/L	StoE, Surr
				ALDRIN	0.0095	0.0095U H		UJ	ug/L	StoE, Surr
				ALPHA-BHC	0.0095	0.0095U H		UJ	ug/L	StoE, Surr
				ALPHA-CHLORDANE	0.013	0.013U H		UJ	ug/L	StoE, Surr
				BETA-BHC	0.0095	0.0095U H		UJ	ug/L	StoE, Surr
				DELTA-BHC	0.0095	0.0095U H		UJ	ug/L	StoE, Surr
				DIELDRIN	0.0095	0.0095U H		UJ	ug/L	StoE, Surr
				ENDOSULFAN I	0.012	0.012U H		UJ	ug/L	StoE, Surr
				ENDOSULFAN II	0.011	0.011U H		UJ	ug/L	StoE, Surr
				ENDOSULFAN SULFATE	0.010	0.010U H		UJ	ug/L	StoE, Surr
				ENDRIN	0.010	0.010U H		UJ	ug/L	StoE, Surr
				ENDRIN ALDEHYDE	0.010	0.010U H		UJ	ug/L	StoE, Surr
				ENDRIN KETONE	0.0095	0.0095U H		UJ	ug/L	StoE, Surr
				gamma-BHC (Lindane)	0.0095	0.0095U H		UJ	ug/L	StoE, Surr
				GAMMA-CHLORDANE	0.011	0.011U H		UJ	ug/L	StoE, Surr
				HEPTACHLOR	0.0095	0.0095U H		UJ	ug/L	StoE, Surr
				HEPTACHLOR EPOXIDE	0.0095	0.0095U H		UJ	ug/L	StoE, Surr
				METHOXYCHLOR	0.030	0.030U H		UJ	ug/L	StoE, Surr
				TOXAPHENE	0.48	0.48U H		UJ	ug/L	StoE, Surr

N = Normal Sample *TB = Trip Blank*
FD = Field Duplicate *FB = Field Blank*

Overall Qualified Results

Analytical Method	Field Sample ID	Matrix	Sample Type	Analyte	RL	Lab Result	Unc / Error	Overall Qualifier	Units	Reason Code
SDG: 240-13518-1										
8081A	FWGFWGMW-008-0088-GWRE	AQ	N							
				4,4'-DDD	0.0095	0.0095U H		UJ	ug/L	StoE, Surr,
				4,4'-DDE	0.0095	0.0095U H		UJ	ug/L	StoE, Surr
				4,4'-DDT	0.029	0.029U H		UJ	ug/L	StoE, Surr
				ALDRIN	0.0095	0.0095U H		UJ	ug/L	StoE, Surr
				ALPHA-BHC	0.0095	0.0095U H		UJ	ug/L	StoE, Surr
				ALPHA-CHLORDANE	0.013	0.013U H		UJ	ug/L	StoE, Surr
				BETA-BHC	0.0095	0.0095U H		UJ	ug/L	StoE, Surr
				DELTA-BHC	0.0095	0.0095U H		UJ	ug/L	StoE, Surr
				DIELDRIN	0.0095	0.0095U H		UJ	ug/L	StoE, Surr
				ENDOSULFAN I	0.012	0.012U H		UJ	ug/L	StoE, Surr
				ENDOSULFAN II	0.011	0.011U H		UJ	ug/L	StoE, Surr
				ENDOSULFAN SULFATE	0.010	0.010U H		UJ	ug/L	StoE, Surr
				ENDRIN	0.010	0.010U H		UJ	ug/L	StoE, Surr
				ENDRIN ALDEHYDE	0.010	0.010U H		UJ	ug/L	StoE, Surr
				ENDRIN KETONE	0.0095	0.0095U H		UJ	ug/L	StoE, Surr
				gamma-BHC (Lindane)	0.0095	0.0095U H		UJ	ug/L	StoE, Surr
				GAMMA-CHLORDANE	0.011	0.011U H		UJ	ug/L	StoE, Surr
				HEPTACHLOR	0.0095	0.0095U H		UJ	ug/L	StoE, Surr
				HEPTACHLOR EPOXIDE	0.0095	0.0095U H		UJ	ug/L	StoE, Surr
				METHOXYCHLOR	0.030	0.030U H		UJ	ug/L	StoE, Surr
				TOXAPHENE	0.48	0.48U H		UJ	ug/L	StoE, Surr

N = Normal Sample *TB = Trip Blank*
FD = Field Duplicate *FB = Field Blank*

Overall Qualified Results

Analytical Method	Field Sample ID	Matrix	Sample Type	Analyte	RL	Lab Result	Unc / Error	Overall Qualifier	Units	Reason Code
SDG: 240-13518-1										
8081A	FWGFWGMW-009-0089-GWRE	AQ	N							
				4,4'-DDD	0.0095	0.0095U H		UJ	ug/L	StoE, Prof
				4,4'-DDE	0.0095	0.0095U H		UJ	ug/L	StoE
				4,4'-DDT	0.029	0.029U H		UJ	ug/L	StoE
				ALDRIN	0.0095	0.0095U H		UJ	ug/L	StoE
				ALPHA-BHC	0.0095	0.0095U H		UJ	ug/L	StoE
				ALPHA-CHLORDANE	0.013	0.013U H		UJ	ug/L	StoE
				BETA-BHC	0.0095	0.0095U H		UJ	ug/L	StoE
				DELTA-BHC	0.0095	0.0095U H		UJ	ug/L	StoE
				DIELDRIN	0.0095	0.0095U H		UJ	ug/L	StoE
				ENDOSULFAN I	0.012	0.012U H		UJ	ug/L	StoE
				ENDOSULFAN II	0.011	0.011U H		UJ	ug/L	StoE
				ENDOSULFAN SULFATE	0.010	0.010U H		UJ	ug/L	StoE
				ENDRIN	0.010	0.010U H		UJ	ug/L	StoE
				ENDRIN ALDEHYDE	0.010	0.010U H		UJ	ug/L	StoE
				ENDRIN KETONE	0.0095	0.0095U H		UJ	ug/L	StoE
				gamma-BHC (Lindane)	0.0095	0.0095U H		UJ	ug/L	StoE
				GAMMA-CHLORDANE	0.011	0.011U H		UJ	ug/L	StoE
				HEPTACHLOR	0.0095	0.0095U H		UJ	ug/L	StoE
				HEPTACHLOR EPOXIDE	0.0095	0.0095U H		UJ	ug/L	StoE
				METHOXYCHLOR	0.030	0.030U H		UJ	ug/L	StoE
				TOXAPHENE	0.48	0.48U H		UJ	ug/L	StoE

N = Normal Sample *TB = Trip Blank*
FD = Field Duplicate *FB = Field Blank*

Overall Qualified Results

Analytical Method	Field Sample ID	Matrix	Sample Type	Analyte	RL	Lab Result	Unc / Error	Overall Qualifier	Units	Reason Code
SDG: 240-13518-1										
8081A	FWGFWGMW-013-0093-GWRE	AQ	N							
				4,4'-DDD	0.0095	0.0095U H		UJ	ug/L	StoE
				4,4'-DDE	0.0095	0.0095U H		UJ	ug/L	StoE
				4,4'-DDT	0.029	0.029U H		UJ	ug/L	StoE
				ALDRIN	0.0095	0.0095U H		UJ	ug/L	StoE
				ALPHA-BHC	0.0095	0.0095U H		UJ	ug/L	StoE
				ALPHA-CHLORDANE	0.013	0.013U H		UJ	ug/L	StoE
				BETA-BHC	0.0095	0.0095U H		UJ	ug/L	StoE
				DELTA-BHC	0.0095	0.0095U H		UJ	ug/L	StoE
				DIELDRIN	0.0095	0.0095U H		UJ	ug/L	StoE
				ENDOSULFAN I	0.012	0.012U H		UJ	ug/L	StoE
				ENDOSULFAN II	0.011	0.011U H		UJ	ug/L	StoE
				ENDOSULFAN SULFATE	0.010	0.010U H		UJ	ug/L	StoE
				ENDRIN	0.010	0.010U H		UJ	ug/L	StoE
				ENDRIN ALDEHYDE	0.010	0.010U H		UJ	ug/L	StoE
				ENDRIN KETONE	0.0095	0.0095U H		UJ	ug/L	StoE
				gamma-BHC (Lindane)	0.0095	0.0095U H		UJ	ug/L	StoE
				GAMMA-CHLORDANE	0.011	0.011U H		UJ	ug/L	StoE
				HEPTACHLOR	0.0095	0.0095U H		UJ	ug/L	StoE
				HEPTACHLOR EPOXIDE	0.0095	0.0095U H		UJ	ug/L	StoE
				METHOXYCHLOR	0.030	0.030U H		UJ	ug/L	StoE
				TOXAPHENE	0.48	0.48U H		UJ	ug/L	StoE

N = Normal Sample *TB = Trip Blank*
FD = Field Duplicate *FB = Field Blank*

Overall Qualified Results

Analytical Method	Field Sample ID	Matrix	Sample Type	Analyte	RL	Lab Result	Unc / Error	Overall Qualifier	Units	Reason Code
SDG: 240-13518-1										
8081A	FWGFWGMW-015-0095-GWRE	AQ	N							
				4,4'-DDD	0.011	0.011U H		UJ	ug/L	StoE, Surr,
				4,4'-DDE	0.011	0.011U H		UJ	ug/L	StoE, Surr
				4,4'-DDT	0.032	0.032U H		UJ	ug/L	StoE, Surr
				ALDRIN	0.011	0.011U H		UJ	ug/L	StoE, Surr
				ALPHA-BHC	0.011	0.011U H		UJ	ug/L	StoE, Surr
				ALPHA-CHLORDANE	0.015	0.015U H		UJ	ug/L	StoE, Surr
				BETA-BHC	0.011	0.011U H		UJ	ug/L	StoE, Surr
				DELTA-BHC	0.011	0.011U H		UJ	ug/L	StoE, Surr
				DIELDRIN	0.011	0.011U H		UJ	ug/L	StoE, Surr
				ENDOSULFAN I	0.014	0.014U H		UJ	ug/L	StoE, Surr
				ENDOSULFAN II	0.013	0.013U H		UJ	ug/L	StoE, Surr
				ENDOSULFAN SULFATE	0.012	0.012U H		UJ	ug/L	StoE, Surr
				ENDRIN	0.012	0.012U H		UJ	ug/L	StoE, Surr
				ENDRIN ALDEHYDE	0.012	0.012U H		UJ	ug/L	StoE, Surr
				ENDRIN KETONE	0.011	0.011U H		UJ	ug/L	StoE, Surr
				gamma-BHC (Lindane)	0.011	0.011U H		UJ	ug/L	StoE, Surr
				GAMMA-CHLORDANE	0.013	0.013U H		UJ	ug/L	StoE, Surr
				HEPTACHLOR	0.011	0.011U H		UJ	ug/L	StoE, Surr
				HEPTACHLOR EPOXIDE	0.011	0.011U H		UJ	ug/L	StoE, Surr
				METHOXYCHLOR	0.034	0.034U H		UJ	ug/L	StoE, Surr
				TOXAPHENE	0.54	0.54U H		UJ	ug/L	StoE, Surr

N = Normal Sample *TB = Trip Blank*
FD = Field Duplicate *FB = Field Blank*

Overall Qualified Results

Analytical Method	Field Sample ID	Matrix	Sample Type	Analyte	RL	Lab Result	Unc / Error	Overall Qualifier	Units	Reason Code
SDG: 240-13518-1										
8081A	FWGFWGMW-016-0096-GWRE	AQ	N							
				4,4'-DDD	0.0095	0.0095U H		UJ	ug/L	StoE
				4,4'-DDE	0.0095	0.0095U H		UJ	ug/L	StoE
				4,4'-DDT	0.029	0.029U H		UJ	ug/L	StoE
				ALDRIN	0.0095	0.0095U H		UJ	ug/L	StoE
				ALPHA-BHC	0.0095	0.0095U H		UJ	ug/L	StoE
				ALPHA-CHLORDANE	0.013	0.013U H		UJ	ug/L	StoE
				BETA-BHC	0.0095	0.0095U H		UJ	ug/L	StoE
				DELTA-BHC	0.0095	0.0095U H		UJ	ug/L	StoE
				DIELDRIN	0.0095	0.0095U H		UJ	ug/L	StoE
				ENDOSULFAN I	0.012	0.012U H		UJ	ug/L	StoE
				ENDOSULFAN II	0.011	0.011U H		UJ	ug/L	StoE
				ENDOSULFAN SULFATE	0.010	0.010U H		UJ	ug/L	StoE
				ENDRIN	0.010	0.010U H		UJ	ug/L	StoE
				ENDRIN ALDEHYDE	0.010	0.010U H		UJ	ug/L	StoE
				ENDRIN KETONE	0.0095	0.0095U H		UJ	ug/L	StoE
				gamma-BHC (Lindane)	0.0095	0.0095U H		UJ	ug/L	StoE
				GAMMA-CHLORDANE	0.011	0.011U H		UJ	ug/L	StoE
				HEPTACHLOR	0.0095	0.0095U H		UJ	ug/L	StoE
				HEPTACHLOR EPOXIDE	0.0095	0.0095U H		UJ	ug/L	StoE
				METHOXYCHLOR	0.030	0.030U H		UJ	ug/L	StoE
				TOXAPHENE	0.48	0.48U H		UJ	ug/L	StoE

N = Normal Sample *TB = Trip Blank*
FD = Field Duplicate *FB = Field Blank*

Overall Qualified Results

Analytical Method	Field Sample ID	Matrix	Sample Type	Analyte	RL	Lab Result	Unc / Error	Overall Qualifier	Units	Reason Code
SDG: 240-13518-1										
8081A	FWGFWGMW-DUP4-0142-GWRE	AQ	FD							
				4,4'-DDD	0.0095	0.0095U H		UJ	ug/L	StoE
				4,4'-DDE	0.0095	0.0095U H		UJ	ug/L	StoE
				4,4'-DDT	0.029	0.029U H		UJ	ug/L	StoE
				ALDRIN	0.0095	0.0095U H		UJ	ug/L	StoE
				ALPHA-BHC	0.0095	0.0095U H		UJ	ug/L	StoE
				ALPHA-CHLORDANE	0.013	0.013U H		UJ	ug/L	StoE
				BETA-BHC	0.0095	0.0095U H		UJ	ug/L	StoE
				DELTA-BHC	0.0095	0.0095U H		UJ	ug/L	StoE
				DIELDRIN	0.0095	0.0095U H		UJ	ug/L	StoE
				ENDOSULFAN I	0.012	0.012U H		UJ	ug/L	StoE
				ENDOSULFAN II	0.011	0.011U H		UJ	ug/L	StoE
				ENDOSULFAN SULFATE	0.010	0.010U H		UJ	ug/L	StoE
				ENDRIN	0.010	0.010U H		UJ	ug/L	StoE
				ENDRIN ALDEHYDE	0.010	0.010U H		UJ	ug/L	StoE
				ENDRIN KETONE	0.0095	0.0095U H		UJ	ug/L	StoE
				gamma-BHC (Lindane)	0.0095	0.0095U H		UJ	ug/L	StoE
				GAMMA-CHLORDANE	0.011	0.011U H		UJ	ug/L	StoE
				HEPTACHLOR	0.0095	0.0095U H		UJ	ug/L	StoE
				HEPTACHLOR EPOXIDE	0.0095	0.0095U H		UJ	ug/L	StoE
				METHOXYCHLOR	0.030	0.030U H		UJ	ug/L	StoE
				TOXAPHENE	0.48	0.48U H		UJ	ug/L	StoE

N = Normal Sample *TB = Trip Blank*
FD = Field Duplicate *FB = Field Blank*

Overall Qualified Results

Analytical Method	Field Sample ID	Matrix	Sample Type	Analyte	RL	Lab Result	Unc / Error	Overall Qualifier	Units	Reason Code
SDG: 240-13518-1										
8081A	FWGLL11MW-007C-0098-GWRE	AQ	N							
				4,4'-DDD	0.0095	0.0095U H		UJ	ug/L	StoE
				4,4'-DDE	0.0095	0.0095U H		UJ	ug/L	StoE
				4,4'-DDT	0.029	0.029U H		UJ	ug/L	StoE
				ALDRIN	0.0095	0.0095U H		UJ	ug/L	StoE
				ALPHA-BHC	0.0095	0.0095U H		UJ	ug/L	StoE
				ALPHA-CHLORDANE	0.013	0.013U H		UJ	ug/L	StoE
				BETA-BHC	0.0095	0.0095U H		UJ	ug/L	StoE
				DELTA-BHC	0.0095	0.0095U H		UJ	ug/L	StoE
				DIELDRIN	0.0095	0.0095U H		UJ	ug/L	StoE
				ENDOSULFAN I	0.012	0.012U H		UJ	ug/L	StoE
				ENDOSULFAN II	0.011	0.011U H		UJ	ug/L	StoE
				ENDOSULFAN SULFATE	0.010	0.010U H		UJ	ug/L	StoE
				ENDRIN	0.010	0.010U H		UJ	ug/L	StoE
				ENDRIN ALDEHYDE	0.010	0.010U H		UJ	ug/L	StoE
				ENDRIN KETONE	0.0095	0.0095U H		UJ	ug/L	StoE
				gamma-BHC (Lindane)	0.0095	0.0095U H		UJ	ug/L	StoE
				GAMMA-CHLORDANE	0.011	0.011U H		UJ	ug/L	StoE
				HEPTACHLOR	0.0095	0.0095U H		UJ	ug/L	StoE
				HEPTACHLOR EPOXIDE	0.0095	0.0095U H		UJ	ug/L	StoE
				METHOXYCHLOR	0.030	0.030U H		UJ	ug/L	StoE
				TOXAPHENE	0.48	0.48U H		UJ	ug/L	StoE

N = Normal Sample *TB = Trip Blank*
FD = Field Duplicate *FB = Field Blank*

Overall Qualified Results

Analytical Method	Field Sample ID	Matrix	Sample Type	Analyte	RL	Lab Result	Unc / Error	Overall Qualifier	Units	Reason Code
SDG: 240-13518-1										
8081A	FWGLL3MW-242C-0116-GWRE	AQ	N							
				4,4'-DDD	0.0095	0.0095U H		UJ	ug/L	StoE
				4,4'-DDE	0.0095	0.0095U H		UJ	ug/L	StoE
				4,4'-DDT	0.029	0.029U H		UJ	ug/L	StoE
				ALDRIN	0.0095	0.0095U H		UJ	ug/L	StoE
				ALPHA-BHC	0.0095	0.0095U H		UJ	ug/L	StoE
				ALPHA-CHLORDANE	0.013	0.013U H		UJ	ug/L	StoE
				BETA-BHC	0.0095	0.0095U H		UJ	ug/L	StoE
				DELTA-BHC	0.0095	0.0095U H		UJ	ug/L	StoE
				DIELDRIN	0.0095	0.0095U H		UJ	ug/L	StoE
				ENDOSULFAN I	0.012	0.012U H		UJ	ug/L	StoE
				ENDOSULFAN II	0.011	0.011U H		UJ	ug/L	StoE
				ENDOSULFAN SULFATE	0.010	0.010U H		UJ	ug/L	StoE
				ENDRIN	0.010	0.010U H		UJ	ug/L	StoE
				ENDRIN ALDEHYDE	0.010	0.010U H		UJ	ug/L	StoE
				ENDRIN KETONE	0.0095	0.0095U H		UJ	ug/L	StoE
				gamma-BHC (Lindane)	0.0095	0.0095U H		UJ	ug/L	StoE
				GAMMA-CHLORDANE	0.011	0.011U H		UJ	ug/L	StoE
				HEPTACHLOR	0.0095	0.0095U H		UJ	ug/L	StoE
				HEPTACHLOR EPOXIDE	0.0095	0.0095U H		UJ	ug/L	StoE
				METHOXYCHLOR	0.030	0.030U H		UJ	ug/L	StoE
				TOXAPHENE	0.48	0.48U H		UJ	ug/L	StoE

N = Normal Sample *TB = Trip Blank*
FD = Field Duplicate *FB = Field Blank*

Overall Qualified Results

Analytical Method	Field Sample ID	Matrix	Sample Type	Analyte	RL	Lab Result	Unc / Error	Overall Qualifier	Units	Reason Code
SDG: 240-13518-1										
8081A	FWGLL3MW-245-0118-GWRE	AQ	N							
				4,4'-DDD	0.0095	0.0095U H		UJ	ug/L	StoE
				4,4'-DDE	0.0095	0.0095U H		UJ	ug/L	StoE
				4,4'-DDT	0.029	0.029U H		UJ	ug/L	StoE
				ALDRIN	0.0095	0.0095U H		UJ	ug/L	StoE
				ALPHA-BHC	0.0095	0.0095U H		UJ	ug/L	StoE
				ALPHA-CHLORDANE	0.013	0.013U H		UJ	ug/L	StoE
				BETA-BHC	0.0095	0.0095U H		UJ	ug/L	StoE
				DELTA-BHC	0.0095	0.0095U H		UJ	ug/L	StoE
				DIELDRIN	0.0095	0.0095U H		UJ	ug/L	StoE
				ENDOSULFAN I	0.012	0.012U H		UJ	ug/L	StoE
				ENDOSULFAN II	0.011	0.011U H		UJ	ug/L	StoE
				ENDOSULFAN SULFATE	0.010	0.010U H		UJ	ug/L	StoE
				ENDRIN	0.010	0.010U H		UJ	ug/L	StoE
				ENDRIN ALDEHYDE	0.010	0.010U H		UJ	ug/L	StoE
				ENDRIN KETONE	0.0095	0.0095U H		UJ	ug/L	StoE
				gamma-BHC (Lindane)	0.0095	0.0095U H		UJ	ug/L	StoE
				GAMMA-CHLORDANE	0.011	0.011U H		UJ	ug/L	StoE
				HEPTACHLOR	0.0095	0.0095U H		UJ	ug/L	StoE
				HEPTACHLOR EPOXIDE	0.0095	0.0095U H		UJ	ug/L	StoE
				METHOXYCHLOR	0.030	0.030U H		UJ	ug/L	StoE
				TOXAPHENE	0.48	0.48U H		UJ	ug/L	StoE

N = Normal Sample *TB = Trip Blank*
FD = Field Duplicate *FB = Field Blank*

Overall Qualified Results

Analytical Method	Field Sample ID	Matrix	Sample Type	Analyte	RL	Lab Result	Unc / Error	Overall Qualifier	Units	Reason Code
SDG: 240-13518-1										
8081A	FWGLL3MW-DUP6-0144-GWRE	AQ	N							
				4,4'-DDD	0.0095	0.0095U H		UJ	ug/L	StoE
				4,4'-DDE	0.0095	0.0095U H		UJ	ug/L	StoE
				4,4'-DDT	0.029	0.029U H		UJ	ug/L	StoE
				ALDRIN	0.0095	0.0095U H		UJ	ug/L	StoE
				ALPHA-BHC	0.0095	0.0095U H		UJ	ug/L	StoE
				ALPHA-CHLORDANE	0.013	0.013U H		UJ	ug/L	StoE
				BETA-BHC	0.0095	0.0095U H		UJ	ug/L	StoE
				DELTA-BHC	0.0095	0.0095U H		UJ	ug/L	StoE
				DIELDRIN	0.0095	0.0095U H		UJ	ug/L	StoE
				ENDOSULFAN I	0.012	0.012U H		UJ	ug/L	StoE
				ENDOSULFAN II	0.011	0.011U H		UJ	ug/L	StoE
				ENDOSULFAN SULFATE	0.010	0.010U H		UJ	ug/L	StoE
				ENDRIN	0.010	0.010U H		UJ	ug/L	StoE
				ENDRIN ALDEHYDE	0.010	0.010U H		UJ	ug/L	StoE
				ENDRIN KETONE	0.0095	0.0095U H		UJ	ug/L	StoE
				gamma-BHC (Lindane)	0.0095	0.0095U H		UJ	ug/L	StoE
				GAMMA-CHLORDANE	0.011	0.011U H		UJ	ug/L	StoE
				HEPTACHLOR	0.0095	0.0095U H		UJ	ug/L	StoE
				HEPTACHLOR EPOXIDE	0.0095	0.0095U H		UJ	ug/L	StoE
				METHOXYCHLOR	0.030	0.030U H		UJ	ug/L	StoE
				TOXAPHENE	0.48	0.48U H		UJ	ug/L	StoE

N = Normal Sample *TB = Trip Blank*
FD = Field Duplicate *FB = Field Blank*

Overall Qualified Results

Analytical Method	Field Sample ID	Matrix	Sample Type	Analyte	RL	Lab Result	Unc / Error	Overall Qualifier	Units	Reason Code
SDG: 240-13518-1										
8081A	FWGLL6MW-008-0123-GWRE	AQ	N							
				4,4'-DDD	0.0095	0.0095U H		UJ	ug/L	StoE, Prof
				4,4'-DDE	0.0095	0.0095U H		UJ	ug/L	StoE
				4,4'-DDT	0.029	0.029U H		UJ	ug/L	StoE
				ALDRIN	0.0095	0.0095U H		UJ	ug/L	StoE
				ALPHA-BHC	0.0095	0.0095U H		UJ	ug/L	StoE
				ALPHA-CHLORDANE	0.013	0.013U H		UJ	ug/L	StoE
				BETA-BHC	0.0095	0.0095U H		UJ	ug/L	StoE
				DELTA-BHC	0.0095	0.0095U H		UJ	ug/L	StoE
				DIELDRIN	0.0095	0.0095U H		UJ	ug/L	StoE
				ENDOSULFAN I	0.012	0.012U H		UJ	ug/L	StoE
				ENDOSULFAN II	0.011	0.011U H		UJ	ug/L	StoE
				ENDOSULFAN SULFATE	0.010	0.010U H		UJ	ug/L	StoE
				ENDRIN	0.010	0.010U H		UJ	ug/L	StoE
				ENDRIN ALDEHYDE	0.010	0.010U H		UJ	ug/L	StoE
				ENDRIN KETONE	0.0095	0.0095U H		UJ	ug/L	StoE
				gamma-BHC (Lindane)	0.0095	0.0095U H		UJ	ug/L	StoE
				GAMMA-CHLORDANE	0.011	0.011U H		UJ	ug/L	StoE
				HEPTACHLOR	0.0095	0.0095U H		UJ	ug/L	StoE
				HEPTACHLOR EPOXIDE	0.0095	0.0095U H		UJ	ug/L	StoE
				METHOXYCHLOR	0.030	0.030U H		UJ	ug/L	StoE
				TOXAPHENE	0.48	0.48U H		UJ	ug/L	StoE

N = Normal Sample *TB = Trip Blank*
FD = Field Duplicate *FB = Field Blank*

Overall Qualified Results

Analytical Method	Field Sample ID	Matrix	Sample Type	Analyte	RL	Lab Result	Unc / Error	Overall Qualifier	Units	Reason Code
SDG: 240-13518-1										
8081A	FWGLL6MW-009-0124-GWRE	AQ	N							
				4,4'-DDD	0.010	0.010U H		UJ	ug/L	StoE, Prof
				4,4'-DDE	0.010	0.010U H		UJ	ug/L	StoE
				4,4'-DDT	0.030	0.030U H		UJ	ug/L	StoE
				ALDRIN	0.010	0.010U H		UJ	ug/L	StoE
				ALPHA-BHC	0.010	0.010U H		UJ	ug/L	StoE
				ALPHA-CHLORDANE	0.014	0.014U H		UJ	ug/L	StoE
				BETA-BHC	0.010	0.010U H		UJ	ug/L	StoE
				DELTA-BHC	0.010	0.010U H		UJ	ug/L	StoE
				DIELDRIN	0.010	0.010U H		UJ	ug/L	StoE
				ENDOSULFAN I	0.013	0.013U H		UJ	ug/L	StoE
				ENDOSULFAN II	0.012	0.012U H		UJ	ug/L	StoE
				ENDOSULFAN SULFATE	0.011	0.011U H		UJ	ug/L	StoE
				ENDRIN	0.011	0.011U H		UJ	ug/L	StoE
				ENDRIN ALDEHYDE	0.011	0.011U H		UJ	ug/L	StoE
				ENDRIN KETONE	0.010	0.010U H		UJ	ug/L	StoE
				gamma-BHC (Lindane)	0.010	0.010U H		UJ	ug/L	StoE
				GAMMA-CHLORDANE	0.012	0.012U H		UJ	ug/L	StoE
				HEPTACHLOR	0.010	0.010U H		UJ	ug/L	StoE
				HEPTACHLOR EPOXIDE	0.010	0.010U H		UJ	ug/L	StoE
				METHOXYCHLOR	0.032	0.032U H		UJ	ug/L	StoE
				TOXAPHENE	0.50	0.50U H		UJ	ug/L	StoE

N = Normal Sample *TB = Trip Blank*
FD = Field Duplicate *FB = Field Blank*

Overall Qualified Results

Analytical Method	Field Sample ID	Matrix	Sample Type	Analyte	RL	Lab Result	Unc / Error	Overall Qualifier	Units	Reason Code
SDG: 240-13518-1										
8081A	FWGNTAMW-119-0126-GWRE	AQ	N							
				4,4'-DDD	0.010	0.010U H		UJ	ug/L	StoE
				4,4'-DDE	0.010	0.010U H		UJ	ug/L	StoE
				4,4'-DDT	0.031	0.031U H		UJ	ug/L	StoE
				ALDRIN	0.010	0.010U H		UJ	ug/L	StoE
				ALPHA-BHC	0.010	0.010U H		UJ	ug/L	StoE
				ALPHA-CHLORDANE	0.014	0.014U H		UJ	ug/L	StoE
				BETA-BHC	0.010	0.010U H		UJ	ug/L	StoE
				DELTA-BHC	0.010	0.010U H		UJ	ug/L	StoE
				DIELDRIN	0.010	0.010U H		UJ	ug/L	StoE
				ENDOSULFAN I	0.013	0.013U H		UJ	ug/L	StoE
				ENDOSULFAN II	0.012	0.012U H		UJ	ug/L	StoE
				ENDOSULFAN SULFATE	0.011	0.011U H		UJ	ug/L	StoE
				ENDRIN	0.011	0.011U H		UJ	ug/L	StoE
				ENDRIN ALDEHYDE	0.011	0.011U H		UJ	ug/L	StoE
				ENDRIN KETONE	0.010	0.010U H		UJ	ug/L	StoE
				gamma-BHC (Lindane)	0.010	0.010U H		UJ	ug/L	StoE
				GAMMA-CHLORDANE	0.012	0.012U H		UJ	ug/L	StoE
				HEPTACHLOR	0.010	0.010U H		UJ	ug/L	StoE
				HEPTACHLOR EPOXIDE	0.010	0.010U H		UJ	ug/L	StoE
				METHOXYCHLOR	0.033	0.033U H		UJ	ug/L	StoE
				TOXAPHENE	0.51	0.51U H		UJ	ug/L	StoE
8082	FWGB12MW-013-0067-GW	AQ	N							
				AROCLOR 1016	0.19	0.19U H		UJ	ug/L	StoE, Surr
				AROCLOR 1221	0.19	0.19U H		UJ	ug/L	StoE, Surr
				AROCLOR 1232	0.19	0.19U H		UJ	ug/L	StoE, Surr
				AROCLOR 1242	0.38	0.38U H		UJ	ug/L	StoE, Surr
				AROCLOR 1248	0.19	0.19U H		UJ	ug/L	StoE, Surr
				AROCLOR 1254	0.19	0.19U H		UJ	ug/L	StoE, Surr
				AROCLOR 1260	0.19	0.19U H		UJ	ug/L	StoE, Surr

N = Normal Sample *TB = Trip Blank*
FD = Field Duplicate *FB = Field Blank*

Overall Qualified Results

Analytical Method	Field Sample ID	Matrix	Sample Type	Analyte	RL	Lab Result	Unc / Error	Overall Qualifier	Units	Reason Code
SDG: 240-13518-1										
8082	FWGFWGMW-001-0081-GW	AQ	N							
				AROCLOR 1016	0.19	0.19U H		UJ	ug/L	StoE
				AROCLOR 1221	0.19	0.19U H		UJ	ug/L	StoE
				AROCLOR 1232	0.19	0.19U H		UJ	ug/L	StoE
				AROCLOR 1242	0.38	0.38U H		UJ	ug/L	StoE
				AROCLOR 1248	0.19	0.19U H		UJ	ug/L	StoE
				AROCLOR 1254	0.19	0.19U H		UJ	ug/L	StoE
				AROCLOR 1260	0.19	0.19U H		UJ	ug/L	StoE
8082	FWGFWGMW-002-0082-GW	AQ	N							
				AROCLOR 1016	0.19	0.19U		UJ	ug/L	Surr
				AROCLOR 1221	0.19	0.19U		UJ	ug/L	Surr
				AROCLOR 1232	0.19	0.19U		UJ	ug/L	Surr
				AROCLOR 1242	0.38	0.38U		UJ	ug/L	Surr
				AROCLOR 1248	0.19	0.19U		UJ	ug/L	Surr
				AROCLOR 1254	0.19	0.19U		UJ	ug/L	Surr
				AROCLOR 1260	0.19	0.19U		UJ	ug/L	Surr
8082	FWGFWGMW-003-0083-GW	AQ	N							
				AROCLOR 1016	0.20	0.20U		UJ	ug/L	Surr
				AROCLOR 1221	0.20	0.20U		UJ	ug/L	Surr
				AROCLOR 1232	0.20	0.20U		UJ	ug/L	Surr
				AROCLOR 1242	0.41	0.41U		UJ	ug/L	Surr
				AROCLOR 1248	0.20	0.20U		UJ	ug/L	Surr
				AROCLOR 1254	0.20	0.20U		UJ	ug/L	Surr
				AROCLOR 1260	0.20	0.20U		UJ	ug/L	Surr

N = Normal Sample *TB = Trip Blank*
FD = Field Duplicate *FB = Field Blank*

Overall Qualified Results

Analytical Method	Field Sample ID	Matrix	Sample Type	Analyte	RL	Lab Result	Unc / Error	Overall Qualifier	Units	Reason Code
SDG: 240-13518-1										
8082	FWGFWGMW-004-0084-GW	AQ	N							
				AROCLOR 1016	0.19	0.19U		UJ	ug/L	Surr
				AROCLOR 1221	0.19	0.19U		UJ	ug/L	Surr
				AROCLOR 1232	0.19	0.19U		UJ	ug/L	Surr
				AROCLOR 1242	0.38	0.38U		UJ	ug/L	Surr
				AROCLOR 1248	0.19	0.19U		UJ	ug/L	Surr
				AROCLOR 1254	0.19	0.19U		UJ	ug/L	Surr
				AROCLOR 1260	0.19	0.19U		UJ	ug/L	Surr
8082	FWGFWGMW-005-0085-GW	AQ	N							
				AROCLOR 1016	0.19	0.19U		UJ	ug/L	Surr
				AROCLOR 1221	0.19	0.19U		UJ	ug/L	Surr
				AROCLOR 1232	0.19	0.19U		UJ	ug/L	Surr
				AROCLOR 1242	0.38	0.38U		UJ	ug/L	Surr
				AROCLOR 1248	0.19	0.19U		UJ	ug/L	Surr
				AROCLOR 1254	0.19	0.19U		UJ	ug/L	Surr
				AROCLOR 1260	0.19	0.19U		UJ	ug/L	Surr
8082	FWGFWGMW-008-0088-GW	AQ	N							
				AROCLOR 1016	0.19	0.19U		UJ	ug/L	Surr
				AROCLOR 1221	0.19	0.19U		UJ	ug/L	Surr
				AROCLOR 1232	0.19	0.19U		UJ	ug/L	Surr
				AROCLOR 1242	0.38	0.38U		UJ	ug/L	Surr
				AROCLOR 1248	0.19	0.19U		UJ	ug/L	Surr
				AROCLOR 1254	0.19	0.19U		UJ	ug/L	Surr
				AROCLOR 1260	0.19	0.19U		UJ	ug/L	Surr

N = Normal Sample *TB = Trip Blank*
FD = Field Duplicate *FB = Field Blank*

Overall Qualified Results

Analytical Method	Field Sample ID	Matrix	Sample Type	Analyte	RL	Lab Result	Unc / Error	Overall Qualifier	Units	Reason Code
SDG: 240-13518-1										
8082	FWGFWGMW-009-0089-GW	AQ	N							
				AROCLOR 1016	0.19	0.19U		UJ	ug/L	Surr
				AROCLOR 1221	0.19	0.19U		UJ	ug/L	Surr
				AROCLOR 1232	0.19	0.19U		UJ	ug/L	Surr
				AROCLOR 1242	0.38	0.38U		UJ	ug/L	Surr
				AROCLOR 1248	0.19	0.19U		UJ	ug/L	Surr
				AROCLOR 1254	0.19	0.19U		UJ	ug/L	Surr
				AROCLOR 1260	0.19	0.19U		UJ	ug/L	Surr
8082	FWGFWGMW-015-0095-GW	AQ	N							
				AROCLOR 1016	0.21	0.21U		UJ	ug/L	Surr
				AROCLOR 1221	0.21	0.21U		UJ	ug/L	Surr
				AROCLOR 1232	0.21	0.21U		UJ	ug/L	Surr
				AROCLOR 1242	0.43	0.43U		UJ	ug/L	Surr
				AROCLOR 1248	0.21	0.21U		UJ	ug/L	Surr
				AROCLOR 1254	0.21	0.21U		UJ	ug/L	Surr
				AROCLOR 1260	0.21	0.21U		UJ	ug/L	Surr
8082	FWGLL6MW-008-0123-GW	AQ	N							
				AROCLOR 1016	0.19	0.19U H		UJ	ug/L	StoE
				AROCLOR 1221	0.19	0.19U H		UJ	ug/L	StoE
				AROCLOR 1232	0.19	0.19U H		UJ	ug/L	StoE
				AROCLOR 1242	0.38	0.38U H		UJ	ug/L	StoE
				AROCLOR 1248	0.19	0.19U H		UJ	ug/L	StoE
				AROCLOR 1254	0.19	0.19U H		UJ	ug/L	StoE
				AROCLOR 1260	0.19	0.19U H		UJ	ug/L	StoE

N = Normal Sample *TB = Trip Blank*
FD = Field Duplicate *FB = Field Blank*

Overall Qualified Results

Analytical Method	Field Sample ID	Matrix	Sample Type	Analyte	RL	Lab Result	Unc / Error	Overall Qualifier	Units	Reason Code
SDG: 240-13518-1										
8082	FWGLL6MW-009-0124-GW	AQ	N							
				AROCLOR 1016	0.20	0.20U H		UJ	ug/L	StoE
				AROCLOR 1221	0.20	0.20U H		UJ	ug/L	StoE
				AROCLOR 1232	0.20	0.20U H		UJ	ug/L	StoE
				AROCLOR 1242	0.40	0.40U H		UJ	ug/L	StoE
				AROCLOR 1248	0.20	0.20U H		UJ	ug/L	StoE
				AROCLOR 1254	0.20	0.20U H		UJ	ug/L	StoE
				AROCLOR 1260	0.20	0.20U H		UJ	ug/L	StoE
8082	FWGNTAMW-109C-0125-GW	AQ	N							
				AROCLOR 1016	0.22	0.22U H		UJ	ug/L	StoE
				AROCLOR 1221	0.22	0.22U H		UJ	ug/L	StoE
				AROCLOR 1232	0.22	0.22U H		UJ	ug/L	StoE
				AROCLOR 1242	0.44	0.44U H		UJ	ug/L	StoE
				AROCLOR 1248	0.22	0.22U H		UJ	ug/L	StoE
				AROCLOR 1254	0.22	0.22U H		UJ	ug/L	StoE
				AROCLOR 1260	0.22	0.22U H		UJ	ug/L	StoE
8260B	FWG TEAM #1-TRIP	AQ	TB							
				ACETONE	1.1	1.3J		J	ug/L	Ccv, ProfJ
				CHLOROETHANE	0.50	0.50U		UJ	ug/L	ProfJudg
				METHYLENE CHLORIDE	0.50	0.48J B		JB	ug/L	Mb, Ccv
8260B	FWG TEAM 2 - TRIP	AQ	TB							
				ACETONE	1.1	4.8J		J	ug/L	Ccv, ProfJ
				CHLOROETHANE	0.50	0.50U		UJ	ug/L	ProfJudg
				METHYLENE CHLORIDE	0.50	1.0B		JB	ug/L	Mb, Ccv
8260B	FWG TEAM 3 - TRIP	AQ	TB							
				ACETONE	1.1	2.1J		J	ug/L	Ccv, ProfJ
				CHLOROETHANE	0.50	0.50U		UJ	ug/L	ProfJudg
				METHYLENE CHLORIDE	0.50	0.94J B		JB	ug/L	Mb, Ccv

N = Normal Sample *TB = Trip Blank*
FD = Field Duplicate *FB = Field Blank*

Overall Qualified Results

Analytical Method	Field Sample ID	Matrix	Sample Type	Analyte	RL	Lab Result	Unc / Error	Overall Qualifier	Units	Reason Code
SDG: 240-13518-1										
8260B	FWG TEAM 4 - TRIP	AQ	TB							
				ACETONE	1.1	1.8J		J	ug/L	Ccv, ProfJ
				CHLOROETHANE	0.50	0.50U		UJ	ug/L	ProfJudg
				METHYLENE CHLORIDE	0.50	0.74J B		JB	ug/L	Mb, Ccv
8260B	FWGB12MW-013-0067-GW	AQ	N							
				ACETONE	1.1	1.1J		JB	ug/L	Tb, Eb, Cc
8260B	FWGBKGMW-021C-0069-GW	AQ	N							
				ACETONE	1.1	1.1U		UJ	ug/L	ProfJudg
				CHLOROETHANE	0.50	0.50U		UJ	ug/L	ProfJudg
8260B	FWGEQUIPRINSE3-0156-GW	AQ	EB							
				ACETONE	1.1	3.9J		JB	ug/L	Tb, Ccv
				CHLOROETHANE	0.50	0.50U		UJ	ug/L	ProfJudg
8260B	FWGFWGMW-001-0081-GW	AQ	N							
				ACETONE	1.1	1.1U		UJ	ug/L	ProfJudg
				CHLOROETHANE	0.50	0.50U		UJ	ug/L	ProfJudg
8260B	FWGFWGMW-002-0082-GW	AQ	N							
				ACETONE	1.1	1.1J		JB	ug/L	Tb, Eb, Cc
				CARBON DISULFIDE	0.25	1.9		J	ug/L	Ccv
				CHLOROETHANE	0.50	0.50U		UJ	ug/L	ProfJudg
8260B	FWGFWGMW-003-0083-GW	AQ	N							
				ACETONE	1.1	2.1J		JB	ug/L	Eb, Ccv, P
				CHLOROETHANE	0.50	0.50U		UJ	ug/L	ProfJudg
8260B	FWGFWGMW-004-0084-GW	AQ	N							
				ACETONE	1.1	1.3J		JB	ug/L	Mb, Tb, Eb
				O-XYLENE	0.25	0.25U		UJ	ug/L	ProfJudg

N = Normal Sample *TB = Trip Blank*
FD = Field Duplicate *FB = Field Blank*

Overall Qualified Results

Analytical Method	Field Sample ID	Matrix	Sample Type	Analyte	RL	Lab Result	Unc / Error	Overall Qualifier	Units	Reason Code
SDG: 240-13518-1										
8260B	FWGFWGMW-005-0085-GW	AQ	N							
				ACETONE	1.1	1.1U		JB	ug/L	ProfJudg
				CHLOROETHANE	0.50	0.50U		UJ	ug/L	ProfJudg
8260B	FWGFWGMW-008-0088-GW	AQ	N							
				ACETONE	1.1	1.3J		JB	ug/L	Mb, Tb, Eb
				BROMOMETHANE	0.50	0.50U J		UJ	ug/L	Ms
				CHLOROETHANE	0.50	0.50U J		UJ	ug/L	Ms
				O-XYLENE	0.25	0.25U		UJ	ug/L	ProfJudg
8260B	FWGFWGMW-009-0089-GW	AQ	N							
				ACETONE	1.1	1.1U		UJ	ug/L	ProfJudg
				CHLOROETHANE	0.50	0.50U		UJ	ug/L	ProfJudg
8260B	FWGFWGMW-013-0093-GW	AQ	N							
				ACETONE	1.1	1.2J		JB	ug/L	Mb, Tb, Eb
				CARBON DISULFIDE	0.25	0.49J		J	ug/L	Ccv
				O-XYLENE	0.25	0.25U		UJ	ug/L	ProfJudg
8260B	FWGFWGMW-015-0095-GW	AQ	N							
				ACETONE	1.1	1.1U		UJ	ug/L	ProfJudg
				CHLOROETHANE	0.50	0.50U		UJ	ug/L	ProfJudg
8260B	FWGFWGMW-016-0096-GW	AQ	N							
				ACETONE	1.1	1.1U		UJ	ug/L	ProfJudg
				CHLOROETHANE	0.50	0.50U		UJ	ug/L	ProfJudg
8260B	FWGFWGMW-DUP4-0142-GW	AQ	FD							
				ACETONE	1.1	1.1U		UJ	ug/L	ProfJudg
				CHLOROETHANE	0.50	0.50U		UJ	ug/L	ProfJudg
8260B	FWGLL11MW-007C-0098-GW	AQ	N							
				ACETONE	1.1	1.5J		JB	ug/L	Tb, Eb, Cc

N = Normal Sample *TB = Trip Blank*
FD = Field Duplicate *FB = Field Blank*

Overall Qualified Results

Analytical Method	Field Sample ID	Matrix	Sample Type	Analyte	RL	Lab Result	Unc / Error	Overall Qualifier	Units	Reason Code
SDG: 240-13518-1										
8260B	FWGLL3MW-245-0118-GW	AQ	N							
				ACETONE	1.1	1.1J		JB	ug/L	Tb, Eb, Cc
				CARBON DISULFIDE	0.25	0.23J		J	ug/L	RI, Ccv
8260B	FWGLL3MW-DUP6-0144-GW	AQ	FD							
				ACETONE	1.1	1.2J		JB	ug/L	Eb, Ccv
				CARBON DISULFIDE	0.25	0.23J		J	ug/L	RI, Ccv
8260B	FWGLL6MW-008-0123-GW	AQ	N							
				ACETONE	1.1	1.1U		UJ	ug/L	ProfJudg
				CHLOROETHANE	0.50	0.50U		UJ	ug/L	ProfJudg
8260B	FWGLL6MW-009-0124-GW	AQ	N							
				ACETONE	1.1	1.1U		UJ	ug/L	ProfJudg
				CHLOROETHANE	0.50	0.50U		UJ	ug/L	ProfJudg
8260B	FWGNTAMW-109C-0125-GW	AQ	N							
				ACETONE	1.1	1.1U		UJ	ug/L	ProfJudg
				CHLOROETHANE	0.50	0.50U		UJ	ug/L	ProfJudg
8260B	FWGNTAMW-119-0126-GW	AQ	N							
				ACETONE	1.1	1.1U		UJ	ug/L	ProfJudg
				CARBON DISULFIDE	0.25	1.0		J	ug/L	Ccv
				CHLOROETHANE	0.50	0.50U		UJ	ug/L	ProfJudg

N = Normal Sample *TB = Trip Blank*
FD = Field Duplicate *FB = Field Blank*

Overall Qualified Results

Analytical Method	Field Sample ID	Matrix	Sample Type	Analyte	RL	Lab Result	Unc / Error	Overall Qualifier	Units	Reason Code
SDG: 240-13518-2										
8270C	FWGB12MW-013-0067-GW	AQ	N							
				3,3'-DICHLOROBENZIDINE	0.76	0.76U		UJ	ug/L	lcv

N = Normal Sample *TB = Trip Blank*
FD = Field Duplicate *FB = Field Blank*

Overall Qualified Results

Analytical Method	Field Sample ID	Matrix	Sample Type	Analyte	RL	Lab Result	Unc / Error	Overall Qualifier	Units	Reason Code
SDG: 240-13518-2										
8270C	FWGEQUIPRINSE3-0156-GW	AQ	EB							
				1,2,4-TRICHLOROBENZENE	0.76	0.76U		UJ	ug/L	Surr
				1,2-DICHLOROBENZENE	0.76	0.76U		UJ	ug/L	Surr
				1,3-DICHLOROBENZENE	0.76	0.76U		UJ	ug/L	Surr
				1,4-DICHLOROBENZENE	0.76	0.76U		UJ	ug/L	Surr
				2,2'-OXYBIS (1-CHLOROPROPANE)	0.76	0.76U		UJ	ug/L	Surr
				2,4,5-TRICHLOROPHENOL	0.76	0.76U		UJ	ug/L	Surr
				2,4,6-TRICHLOROPHENOL	0.76	0.76U		UJ	ug/L	Surr
				2,4-DICHLOROPHENOL	0.76	0.76U		UJ	ug/L	Surr
				2,4-DIMETHYLPHENOL	0.76	0.76U		UJ	ug/L	Surr
				2,4-DINITROPHENOL	2.3	2.3U		UJ	ug/L	Surr, ProfJ
				2-CHLORONAPHTHALENE	0.095	0.095U		UJ	ug/L	Surr
				2-CHLOROPHENOL	0.76	0.76U		UJ	ug/L	Surr
				2-METHYLNAPHTHALENE	0.095	0.095U		UJ	ug/L	Surr
				2-METHYLPHENOL	0.76	0.76U		UJ	ug/L	Surr
				2-NITROANILINE	0.76	0.76U		UJ	ug/L	Surr
				2-NITROPHENOL	0.76	0.76U		UJ	ug/L	Surr
				3,3'-DICHLOROBENZIDINE	0.76	0.76U		UJ	ug/L	Surr, Icv
				3-methylphenol/4-methylphenol	0.76	0.76U		UJ	ug/L	Surr
				3-NITROANILINE	0.76	0.76U		UJ	ug/L	Surr
				4,6-DINITRO-2-METHYLPHENOL	2.3	2.3U		UJ	ug/L	Surr
				4-BROMOPHENYL-PHENYLETHER	0.76	0.76U		UJ	ug/L	Surr
				4-CHLORO-3-METHYLPHENOL	0.76	0.76U		UJ	ug/L	Surr
				4-CHLOROANILINE	0.76	0.76U		UJ	ug/L	Surr, Icv
				4-CHLOROPHENYL-PHENYLETHER	0.76	0.76U		UJ	ug/L	Surr
				4-NITROANILINE	0.76	0.76U		UJ	ug/L	Surr
				4-NITROPHENOL	2.3	2.3U		UJ	ug/L	Surr, ProfJ
				ACENAPHTHENE	0.095	0.095U		UJ	ug/L	Surr
				ACENAPHTHYLENE	0.095	0.095U		UJ	ug/L	Surr
				ANTHRACENE	0.095	0.095U		UJ	ug/L	Surr
				BENZO(A)ANTHRACENE	0.095	0.095U		UJ	ug/L	Surr
				BENZO(A)PYRENE	0.095	0.095U		UJ	ug/L	Surr, Icv

N = Normal Sample *TB = Trip Blank*
FD = Field Duplicate *FB = Field Blank*

Overall Qualified Results

Analytical Method	Field Sample ID	Matrix	Sample Type	Analyte	RL	Lab Result	Unc / Error	Overall Qualifier	Units	Reason Code
SDG: 240-13518-2										
				BENZO(B)FLUORANTHENE	0.095	0.095U		UJ	ug/L	Surr, Icv
				BENZO(G,H,I)PERYLENE	0.095	0.095U		UJ	ug/L	Surr
				BENZO(K)FLUORANTHENE	0.095	0.095U		UJ	ug/L	Surr
				BENZOIC ACID	9.5	9.5U		UJ	ug/L	Surr
				BENZYL ALCOHOL	0.76	0.76U		UJ	ug/L	Surr
				BIS(2-CHLOROETHOXY)METHANE	0.76	0.76U		UJ	ug/L	Surr
				Bis(2-chloroethyl)ether	0.095	0.095U		UJ	ug/L	Surr
				BIS(2-ETHYLHEXYL)PHTHALATE	0.76	0.76U		UJ	ug/L	Surr
				Butylbenzylphthalate	0.76	0.76U		UJ	ug/L	Surr
				CARBAZOLE	0.76	0.76U		UJ	ug/L	Surr
				CHRYSENE	0.095	0.095U		UJ	ug/L	Surr
				DIBENZ(A,H)ANTHRACENE	0.095	0.095U		UJ	ug/L	Surr
				DIBENZOFURAN	0.095	0.095U		UJ	ug/L	Surr
				Diethylphthalate	0.76	0.76U		UJ	ug/L	Surr
				Dimethylphthalate	0.76	0.76U		UJ	ug/L	Surr
				DI-N-BUTYL PHTHALATE	0.76	0.76U		UJ	ug/L	Surr
				DI-N-OCTYL PHTHALATE	0.76	0.76U		UJ	ug/L	Surr
				FLUORANTHENE	0.095	0.095U		UJ	ug/L	Surr
				FLUORENE	0.095	0.095U		UJ	ug/L	Surr
				HEXACHLOROBENZENE	0.095	0.095U		UJ	ug/L	Surr
				HEXACHLOROBUTADIENE	0.76	0.76U		UJ	ug/L	Surr
				HEXACHLOROCYCLOPENTADIENE	0.76	0.76U		UJ	ug/L	Surr
				HEXACHLOROETHANE	0.76	0.76U		UJ	ug/L	Surr
				INDENO(1,2,3-CD)PYRENE	0.095	0.095U		UJ	ug/L	Surr
				ISOPHORONE	0.76	0.76U		UJ	ug/L	Surr
				NAPHTHALENE	0.095	0.095U		UJ	ug/L	Surr
				N-NITROSO-DI-N-PROPYLAMINE	0.76	0.76U		UJ	ug/L	Surr
				N-NITROSODIPHENYLAMINE	0.76	0.76U		UJ	ug/L	Surr
				PENTACHLOROPHENOL	2.3	2.3U		UJ	ug/L	Surr
				PHENANTHRENE	0.095	0.095U		UJ	ug/L	Surr
				PHENOL	0.76	0.76U		UJ	ug/L	Surr
				PYRENE	0.095	0.095U		UJ	ug/L	Surr

N = Normal Sample *TB = Trip Blank*
FD = Field Duplicate *FB = Field Blank*

Overall Qualified Results

Analytical Method	Field Sample ID	Matrix	Sample Type	Analyte	RL	Lab Result	Unc / Error	Overall Qualifier	Units	Reason Code
SDG: 240-13518-2										
8270C	FWGFWGMW-001-0081-GW	AQ	N							
				2,4-DINITROPHENOL	2.3	2.3U		UJ	ug/L	ProfJudg
				3,3'-DICHLOROBENZIDINE	0.76	0.76U		UJ	ug/L	lcv
				4-CHLOROANILINE	0.76	0.76U		UJ	ug/L	lcv
				4-NITROPHENOL	2.3	2.3U		UJ	ug/L	ProfJudg
				BENZO(A)PYRENE	0.095	0.095U		UJ	ug/L	lcv
				BENZO(B)FLUORANTHENE	0.095	0.095U		UJ	ug/L	lcv
8270C	FWGFWGMW-002-0082-GW	AQ	N							
				2,4-DINITROPHENOL	2.3	2.3U		UJ	ug/L	ProfJudg
				3,3'-DICHLOROBENZIDINE	0.76	0.76U		UJ	ug/L	lcv
				4-CHLOROANILINE	0.76	0.76U		UJ	ug/L	lcv
				4-NITROPHENOL	2.3	2.3U		UJ	ug/L	ProfJudg
				BENZO(A)PYRENE	0.095	0.095U		UJ	ug/L	lcv
				BENZO(B)FLUORANTHENE	0.095	0.095U		UJ	ug/L	lcv
8270C	FWGFWGMW-003-0083-GW	AQ	N							
				3,3'-DICHLOROBENZIDINE	0.84	0.84U		UJ	ug/L	lcv
8270C	FWGFWGMW-004-0084-GW	AQ	N							
				2,4-DINITROPHENOL	2.3	2.3U		UJ	ug/L	ProfJudg
				3,3'-DICHLOROBENZIDINE	0.76	0.76U		UJ	ug/L	lcv
				4-CHLOROANILINE	0.76	0.76U		UJ	ug/L	lcv
				4-NITROPHENOL	2.3	2.3U		UJ	ug/L	ProfJudg
				BENZO(A)PYRENE	0.095	0.095U		UJ	ug/L	lcv
				BENZO(B)FLUORANTHENE	0.095	0.095U		UJ	ug/L	lcv

N = Normal Sample *TB = Trip Blank*
FD = Field Duplicate *FB = Field Blank*

Overall Qualified Results

Analytical Method	Field Sample ID	Matrix	Sample Type	Analyte	RL	Lab Result	Unc / Error	Overall Qualifier	Units	Reason Code
SDG: 240-13518-2										
8270C	FWGFWGMW-005-0085-GW	AQ	N							
				1,2,4-TRICHLOROBENZENE	0.76	0.76U		UJ	ug/L	Surr
				1,2-DICHLOROBENZENE	0.76	0.76U		UJ	ug/L	Surr
				1,3-DICHLOROBENZENE	0.76	0.76U		UJ	ug/L	Surr
				1,4-DICHLOROBENZENE	0.76	0.76U		UJ	ug/L	Surr
				2,2'-OXYBIS (1-CHLOROPROPANE)	0.76	0.76U		UJ	ug/L	Surr
				2,4,5-TRICHLOROPHENOL	0.76	0.76U		UJ	ug/L	Surr
				2,4,6-TRICHLOROPHENOL	0.76	0.76U		UJ	ug/L	Surr
				2,4-DICHLOROPHENOL	0.76	0.76U		UJ	ug/L	Surr
				2,4-DIMETHYLPHENOL	0.76	0.76U		UJ	ug/L	Surr
				2,4-DINITROPHENOL	2.3	2.3U		UJ	ug/L	Surr, ProfJ
				2-CHLORONAPHTHALENE	0.095	0.095U		UJ	ug/L	Surr
				2-CHLOROPHENOL	0.76	0.76U		UJ	ug/L	Surr
				2-METHYLNAPHTHALENE	0.095	0.095U		UJ	ug/L	Surr
				2-METHYLPHENOL	0.76	0.76U		UJ	ug/L	Surr
				2-NITROANILINE	0.76	0.76U		UJ	ug/L	Surr
				2-NITROPHENOL	0.76	0.76U		UJ	ug/L	Surr
				3,3'-DICHLOROBENZIDINE	0.76	0.76U		UJ	ug/L	Surr, Icv
				3-methylphenol/4-methylphenol	0.76	0.76U		UJ	ug/L	Surr
				3-NITROANILINE	0.76	0.76U		UJ	ug/L	Surr
				4,6-DINITRO-2-METHYLPHENOL	2.3	2.3U		UJ	ug/L	Surr
				4-BROMOPHENYL-PHENYLETHER	0.76	0.76U		UJ	ug/L	Surr
				4-CHLORO-3-METHYLPHENOL	0.76	0.76U		UJ	ug/L	Surr
				4-CHLOROANILINE	0.76	0.76U		UJ	ug/L	Surr, Icv
				4-CHLOROPHENYL-PHENYLETHER	0.76	0.76U		UJ	ug/L	Surr
				4-NITROANILINE	0.76	0.76U		UJ	ug/L	Surr
				4-NITROPHENOL	2.3	2.3U		UJ	ug/L	Surr, ProfJ
				ACENAPHTHENE	0.095	0.095U		UJ	ug/L	Surr
				ACENAPHTHYLENE	0.095	0.095U		UJ	ug/L	Surr
				ANTHRACENE	0.095	0.095U		UJ	ug/L	Surr
				BENZO(A)ANTHRACENE	0.095	0.095U		UJ	ug/L	Surr
				BENZO(A)PYRENE	0.095	0.095U		UJ	ug/L	Surr, Icv

N = Normal Sample *TB = Trip Blank*
FD = Field Duplicate *FB = Field Blank*

Overall Qualified Results

Analytical Method	Field Sample ID	Matrix	Sample Type	Analyte	RL	Lab Result	Unc / Error	Overall Qualifier	Units	Reason Code
SDG: 240-13518-2										
				BENZO(B)FLUORANTHENE	0.095	0.095U		UJ	ug/L	Surr, Icv
				BENZO(G,H,I)PERYLENE	0.095	0.095U		UJ	ug/L	Surr
				BENZO(K)FLUORANTHENE	0.095	0.095U		UJ	ug/L	Surr
				BENZOIC ACID	9.5	9.5U		UJ	ug/L	Surr
				BENZYL ALCOHOL	0.76	0.76U		UJ	ug/L	Surr
				BIS(2-CHLOROETHOXY)METHANE	0.76	0.76U		UJ	ug/L	Surr
				Bis(2-chloroethyl)ether	0.095	0.095U		UJ	ug/L	Surr
				BIS(2-ETHYLHEXYL)PHTHALATE	0.76	11		J	ug/L	Fd, Surr
				Butylbenzylphthalate	0.76	0.76U		UJ	ug/L	Surr
				CARBAZOLE	0.76	0.76U		UJ	ug/L	Surr
				CHRYSENE	0.095	0.095U		UJ	ug/L	Surr
				DIBENZ(A,H)ANTHRACENE	0.095	0.095U		UJ	ug/L	Surr
				DIBENZOFURAN	0.095	0.095U		UJ	ug/L	Surr
				Diethylphthalate	0.76	0.76U		UJ	ug/L	Surr
				Dimethylphthalate	0.76	0.76U		UJ	ug/L	Surr
				DI-N-BUTYL PHTHALATE	0.76	0.76U		UJ	ug/L	Surr
				DI-N-OCTYL PHTHALATE	0.76	0.76U		UJ	ug/L	Surr
				FLUORANTHENE	0.095	0.095U		UJ	ug/L	Surr
				FLUORENE	0.095	0.095U		UJ	ug/L	Surr
				HEXACHLOROBENZENE	0.095	0.095U		UJ	ug/L	Surr
				HEXACHLOROBUTADIENE	0.76	0.76U		UJ	ug/L	Surr
				HEXACHLOROCYCLOPENTADIENE	0.76	0.76U		UJ	ug/L	Surr
				HEXACHLOROETHANE	0.76	0.76U		UJ	ug/L	Surr
				INDENO(1,2,3-CD)PYRENE	0.095	0.095U		UJ	ug/L	Surr
				ISOPHORONE	0.76	0.76U		UJ	ug/L	Surr
				NAPHTHALENE	0.095	0.095U		UJ	ug/L	Surr
				N-NITROSO-DI-N-PROPYLAMINE	0.76	0.76U		UJ	ug/L	Surr
				N-NITROSODIPHENYLAMINE	0.76	0.76U		UJ	ug/L	Surr
				PENTACHLOROPHENOL	2.3	2.3U		UJ	ug/L	Surr
				PHENANTHRENE	0.095	0.095U		UJ	ug/L	Surr
				PHENOL	0.76	0.76U		UJ	ug/L	Surr
				PYRENE	0.095	0.095U		UJ	ug/L	Surr

N = Normal Sample *TB = Trip Blank*
FD = Field Duplicate *FB = Field Blank*

Overall Qualified Results

Analytical Method	Field Sample ID	Matrix	Sample Type	Analyte	RL	Lab Result	Unc / Error	Overall Qualifier	Units	Reason Code
SDG: 240-13518-2										
8270C	FWGFWGMW-008-0088-GW	AQ	N							
				2,4-DINITROPHENOL	2.3	2.3U		UJ	ug/L	ProfJudg
				3,3'-DICHLOROBENZIDINE	0.76	0.76U		UJ	ug/L	lcv
				4-CHLOROANILINE	0.76	0.76U		UJ	ug/L	lcv
				4-NITROPHENOL	2.3	2.3U		UJ	ug/L	ProfJudg
				BENZO(A)PYRENE	0.095	0.095U		UJ	ug/L	lcv
				BENZO(B)FLUORANTHENE	0.095	0.095U		UJ	ug/L	lcv
8270C	FWGFWGMW-009-0089-GW	AQ	N							
				2,4-DINITROPHENOL	2.3	2.3U		UJ	ug/L	ProfJudg
				3,3'-DICHLOROBENZIDINE	0.76	0.76U		UJ	ug/L	lcv
				4-CHLOROANILINE	0.76	0.76U		UJ	ug/L	lcv
				4-NITROPHENOL	2.3	2.3U		UJ	ug/L	ProfJudg
				BENZO(A)PYRENE	0.095	0.095U		UJ	ug/L	lcv
				BENZO(B)FLUORANTHENE	0.095	0.095U		UJ	ug/L	lcv
8270C	FWGFWGMW-013-0093-GW	AQ	N							
				2,4-DINITROPHENOL	2.3	2.3U		UJ	ug/L	ProfJudg
				3,3'-DICHLOROBENZIDINE	0.76	0.76U		UJ	ug/L	lcv
				4-CHLOROANILINE	0.76	0.76U		UJ	ug/L	lcv
				4-NITROPHENOL	2.3	2.3U		UJ	ug/L	ProfJudg
				BENZO(A)PYRENE	0.095	0.095U		UJ	ug/L	lcv
				BENZO(B)FLUORANTHENE	0.095	0.095U		UJ	ug/L	lcv
8270C	FWGFWGMW-015-0095-GW	AQ	N							
				3,3'-DICHLOROBENZIDINE	0.87	0.87U		UJ	ug/L	lcv
8270C	FWGFWGMW-016-0096-GW	AQ	N							
				3,3'-DICHLOROBENZIDINE	0.80	0.80U		UJ	ug/L	lcv

N = Normal Sample *TB = Trip Blank*
FD = Field Duplicate *FB = Field Blank*

Overall Qualified Results

Analytical Method	Field Sample ID	Matrix	Sample Type	Analyte	RL	Lab Result	Unc / Error	Overall Qualifier	Units	Reason Code
SDG: 240-13518-2										
8270C	FWGFWGMW-DUP4-0142-GW	AQ	FD							
				2,4-DINITROPHENOL	2.3	2.3U		UJ	ug/L	ProfJudg
				3,3'-DICHLOROBENZIDINE	0.76	0.76U		UJ	ug/L	lcv
				4-CHLOROANILINE	0.76	0.76U		UJ	ug/L	lcv
				4-NITROPHENOL	2.3	2.3U		UJ	ug/L	ProfJudg
				BENZO(A)PYRENE	0.095	0.095U		UJ	ug/L	lcv
				BENZO(B)FLUORANTHENE	0.095	0.095U		UJ	ug/L	lcv
8270C	FWGLL3MW-245-0118-GW	AQ	N							
				3,3'-DICHLOROBENZIDINE	0.76	0.76U		UJ	ug/L	lcv
8270C	FWGLL3MW-DUP6-0144-GW	AQ	FD							
				3,3'-DICHLOROBENZIDINE	0.76	0.76U		UJ	ug/L	lcv
8270C	FWGLL6MW-002C-0121-GW	AQ	N							
				BENZO(A)PYRENE	0.095	0.095U		UJ	ug/L	lcv
				BENZO(B)FLUORANTHENE	0.095	0.095U		UJ	ug/L	lcv
8270C	FWGLL6MW-005C-0122-GW	AQ	N							
				BENZO(A)PYRENE	0.095	0.095U		UJ	ug/L	lcv
				BENZO(B)FLUORANTHENE	0.095	0.095U		UJ	ug/L	lcv
8270C	FWGLL6MW-008-0123-GW	AQ	N							
				2,4-DINITROPHENOL	2.3	2.3U		UJ	ug/L	ProfJudg
				3,3'-DICHLOROBENZIDINE	0.76	0.76U		UJ	ug/L	lcv
				4-CHLOROANILINE	0.76	0.76U		UJ	ug/L	lcv
				4-NITROPHENOL	2.3	2.3U		UJ	ug/L	ProfJudg
				BENZO(A)PYRENE	0.095	0.095U		UJ	ug/L	lcv
				BENZO(B)FLUORANTHENE	0.095	0.095U		UJ	ug/L	lcv

N = Normal Sample *TB = Trip Blank*
FD = Field Duplicate *FB = Field Blank*

Overall Qualified Results

Analytical Method	Field Sample ID	Matrix	Sample Type	Analyte	RL	Lab Result	Unc / Error	Overall Qualifier	Units	Reason Code
SDG: 240-13518-2										
8270C	FWGLL6MW-009-0124-GW	AQ	N							
				2,4-DINITROPHENOL	2.4	2.4U		UJ	ug/L	ProfJudg
				3,3'-DICHLOROBENZIDINE	0.79	0.79U		UJ	ug/L	lcv
				4-CHLOROANILINE	0.79	0.79U		UJ	ug/L	lcv
				4-NITROPHENOL	2.4	2.4U		UJ	ug/L	ProfJudg
				BENZO(A)PYRENE	0.099	0.099U		UJ	ug/L	lcv
				BENZO(B)FLUORANTHENE	0.099	0.099U		UJ	ug/L	lcv
8270C	FWGNTAMW-119-0126-GW	AQ	N							
				3,3'-DICHLOROBENZIDINE	0.76	0.76U		UJ	ug/L	lcv

N = Normal Sample *TB = Trip Blank*
FD = Field Duplicate *FB = Field Blank*

Data Qualifier Summary

Lab Reporting Batch ID: 240-13518-1 **Laboratory: TA CAN**

EDD Filename: 240-13518-1rev **eQAPP Name: RVAAP-66 2012**

Method Category: METALS

Method: 6010B **Matrix: AQ**

Sample ID: FWGB12MW-012C-0066-GF **Collected:** 7/25/2012 10:45:00 **Analysis Type:** RES/TOT **Dilution:** 1

Analyte	Lab Result	Lab Qual	DL	DL Type	RL	RL Type	Units	Data Review Qual	Reason Code
NICKEL	2.4	J	2.2	MDL	5.0	LOD	ug/L	J	RI
VANADIUM	1.9	J	1.3	MDL	4.0	LOD	ug/L	U	Cb

Sample ID: FWGB12MW-013-0067-GF **Collected:** 7/25/2012 11:30:00 **Analysis Type:** RES/TOT **Dilution:** 1

Analyte	Lab Result	Lab Qual	DL	DL Type	RL	RL Type	Units	Data Review Qual	Reason Code
BARIUM	3.9	J	2.8	MDL	5.0	LOD	ug/L	J	RI
NICKEL	3.5	J	2.2	MDL	5.0	LOD	ug/L	J	RI

Sample ID: FWGBKGMW-021C-0069-GF **Collected:** 7/25/2012 9:23:00 **Analysis Type:** RES/TOT **Dilution:** 1

Analyte	Lab Result	Lab Qual	DL	DL Type	RL	RL Type	Units	Data Review Qual	Reason Code
CHROMIUM	1.7	J	1.4	MDL	4.0	LOD	ug/L	J	RI, ProfJudg
MANGANESE	2.4	J	1.8	MDL	5.0	LOD	ug/L	J	RI
POTASSIUM	850	J	300	MDL	900	LOD	ug/L	U	Mb

Sample ID: FWGEQUIPRINSE3-0156-GW **Collected:** 7/25/2012 5:17:00 **Analysis Type:** RES/TOT **Dilution:** 1

Analyte	Lab Result	Lab Qual	DL	DL Type	RL	RL Type	Units	Data Review Qual	Reason Code
CALCIUM	1000	U	630	MDL	1000	LOD	ug/L	UJ	Ms

Sample ID: FWGFWGMW-001-0081-GF **Collected:** 7/25/2012 12:03:00 **Analysis Type:** RES/TOT **Dilution:** 1

Analyte	Lab Result	Lab Qual	DL	DL Type	RL	RL Type	Units	Data Review Qual	Reason Code
NICKEL	2.7	J	2.2	MDL	5.0	LOD	ug/L	J	RI
POTASSIUM	1400	J	300	MDL	900	LOD	ug/L	U	Mb

Sample ID: FWGFWGMW-003-0083-GF **Collected:** 7/25/2012 12:12:00 **Analysis Type:** RES/TOT **Dilution:** 1

Analyte	Lab Result	Lab Qual	DL	DL Type	RL	RL Type	Units	Data Review Qual	Reason Code
ARSENIC	3.3	J	3.3	MDL	10	LOD	ug/L	J	RI
VANADIUM	2.2	J	1.3	MDL	4.0	LOD	ug/L	U	Cb

* denotes a non-reportable result

Project Name and Number: 030174.0016.0001.9.1 - RVAAP 66 (OH)

Data Qualifier Summary

Lab Reporting Batch ID: 240-13518-1 **Laboratory: TA CAN**

EDD Filename: 240-13518-1rev **eQAPP Name: RVAAP-66 2012**

Method Category: METALS

Method: 6010B **Matrix: AQ**

Sample ID: FWGFWGMW-004-0084-GF **Collected:** 7/25/2012 4:21:00 **Analysis Type:** RES/TOT **Dilution:** 1

Analyte	Lab Result	Lab Qual	DL	DL Type	RL	RL Type	Units	Data Review Qual	Reason Code
ARSENIC	9.1	J	3.3	MDL	10	LOD	ug/L	J	RI
CALCIUM	81000		630	MDL	1000	LOD	ug/L	J	Ms
CHROMIUM	23		1.4	MDL	4.0	LOD	ug/L	J	ProfJudg

Sample ID: FWGFWGMW-005-0085-GF **Collected:** 7/25/2012 9:37:00 **Analysis Type:** RES/TOT **Dilution:** 1

Analyte	Lab Result	Lab Qual	DL	DL Type	RL	RL Type	Units	Data Review Qual	Reason Code
CALCIUM	46000		630	MDL	1000	LOD	ug/L	J	Ms
COBALT	2.0	J	1.5	MDL	4.0	LOD	ug/L	J	RI
NICKEL	2.5	J	2.2	MDL	5.0	LOD	ug/L	U	Mb, Cb

Sample ID: FWGFWGMW-008-0088-GF **Collected:** 7/25/2012 1:01:00 **Analysis Type:** RES/TOT **Dilution:** 1

Analyte	Lab Result	Lab Qual	DL	DL Type	RL	RL Type	Units	Data Review Qual	Reason Code
ARSENIC	7.4	J	3.3	MDL	10	LOD	ug/L	J	RI
CALCIUM	100000		630	MDL	1000	LOD	ug/L	J	Ms
CHROMIUM	1.8	J	1.4	MDL	4.0	LOD	ug/L	UJ	Cb, ProfJudg

Sample ID: FWGFWGMW-009-0089-GF **Collected:** 7/25/2012 11:41:00 **Analysis Type:** RES/TOT **Dilution:** 1

Analyte	Lab Result	Lab Qual	DL	DL Type	RL	RL Type	Units	Data Review Qual	Reason Code
ARSENIC	8.5	J	3.3	MDL	10	LOD	ug/L	J	RI
CALCIUM	83000		630	MDL	1000	LOD	ug/L	J	Ms
VANADIUM	2.9	J	1.3	MDL	4.0	LOD	ug/L	U	Cb

Sample ID: FWGFWGMW-013-0093-GF **Collected:** 7/25/2012 2:57:00 **Analysis Type:** RES/TOT **Dilution:** 1

Analyte	Lab Result	Lab Qual	DL	DL Type	RL	RL Type	Units	Data Review Qual	Reason Code
CALCIUM	55000		630	MDL	1000	LOD	ug/L	J	Ms

Sample ID: FWGFWGMW-015-0095-GF **Collected:** 7/25/2012 2:18:00 **Analysis Type:** RES/TOT **Dilution:** 1

Analyte	Lab Result	Lab Qual	DL	DL Type	RL	RL Type	Units	Data Review Qual	Reason Code
CHROMIUM	1.7	J	1.4	MDL	4.0	LOD	ug/L	J	RI, ProfJudg
COBALT	2.6	J	1.5	MDL	4.0	LOD	ug/L	J	RI

* denotes a non-reportable result

Project Name and Number: 030174.0016.0001.9.1 - RVAAP 66 (OH)

Data Qualifier Summary

Lab Reporting Batch ID: 240-13518-1 **Laboratory: TA CAN**

EDD Filename: 240-13518-1rev **eQAPP Name: RVAAP-66 2012**

Method Category: METALS

Method: 6010B **Matrix: AQ**

Sample ID: FWGFWGMW-015-0095-GF **Collected:** 7/25/2012 2:18:00 **Analysis Type:** RES/TOT **Dilution:** 1

Analyte	Lab Result	Lab Qual	DL	DL Type	RL	RL Type	Units	Data Review Qual	Reason Code
VANADIUM	1.8	J	1.3	MDL	4.0	LOD	ug/L	U	Cb

Sample ID: FWGFWGMW-016-0096-GF **Collected:** 7/25/2012 3:34:00 **Analysis Type:** RES/TOT **Dilution:** 1

Analyte	Lab Result	Lab Qual	DL	DL Type	RL	RL Type	Units	Data Review Qual	Reason Code
ARSENIC	4.8	J	3.3	MDL	10	LOD	ug/L	J	RI

Sample ID: FWGFWGMW-DUP4-0142-GF **Collected:** 7/25/2012 10:37:00 **Analysis Type:** RES/TOT **Dilution:** 1

Analyte	Lab Result	Lab Qual	DL	DL Type	RL	RL Type	Units	Data Review Qual	Reason Code
CALCIUM	47000		630	MDL	1000	LOD	ug/L	J	Ms
COBALT	2.4	J	1.5	MDL	4.0	LOD	ug/L	J	RI
NICKEL	2.3	J	2.2	MDL	5.0	LOD	ug/L	U	Mb, Cb

Sample ID: FWGLL11MW-007C-0098-GF **Collected:** 7/25/2012 5:00:00 **Analysis Type:** RES/TOT **Dilution:** 1

Analyte	Lab Result	Lab Qual	DL	DL Type	RL	RL Type	Units	Data Review Qual	Reason Code
POTASSIUM	1400	J	300	MDL	900	LOD	ug/L	U	Mb

Sample ID: FWGLL3MW-242C-0116-GF **Collected:** 7/25/2012 9:30:00 **Analysis Type:** RES/TOT **Dilution:** 1

Analyte	Lab Result	Lab Qual	DL	DL Type	RL	RL Type	Units	Data Review Qual	Reason Code
POTASSIUM	1000	J	300	MDL	900	LOD	ug/L	U	Mb

Sample ID: FWGLL6MW-002C-0121-GF **Collected:** 7/25/2012 5:33:00 **Analysis Type:** RES/TOT **Dilution:** 1

Analyte	Lab Result	Lab Qual	DL	DL Type	RL	RL Type	Units	Data Review Qual	Reason Code
ARSENIC	6.3	J	3.3	MDL	10	LOD	ug/L	J	RI
CALCIUM	130000		630	MDL	1000	LOD	ug/L	J	Ms
CHROMIUM	8.1		1.4	MDL	4.0	LOD	ug/L	UJ	Cb, ProfJudg
COBALT	2.5	J	1.5	MDL	4.0	LOD	ug/L	J	RI
COPPER	6.4	J	4.4	MDL	10	LOD	ug/L	J	RI
LEAD	3.2	J	1.7	MDL	5.0	LOD	ug/L	J	RI
NICKEL	7.0	J	2.2	MDL	5.0	LOD	ug/L	U	Mb, Cb
VANADIUM	8.3		1.3	MDL	4.0	LOD	ug/L	U	Cb

* denotes a non-reportable result

Project Name and Number: 030174.0016.0001.9.1 - RVAAP 66 (OH)

Data Qualifier Summary

Lab Reporting Batch ID: 240-13518-1 **Laboratory: TA CAN**

EDD Filename: 240-13518-1rev **eQAPP Name: RVAAP-66 2012**

Method Category: METALS

Method: 6010B **Matrix: AQ**

Sample ID: FWGLL6MW-005C-0122-GF **Collected:** 7/25/2012 4:33:00 **Analysis Type:** RES/TOT **Dilution:** 1

Analyte	Lab Result	Lab Qual	DL	DL Type	RL	RL Type	Units	Data Review Qual	Reason Code
CALCIUM	83000		630	MDL	1000	LOD	ug/L	J	Ms

Sample ID: FWGLL6MW-008-0123-GF **Collected:** 7/25/2012 3:19:00 **Analysis Type:** RES/TOT **Dilution:** 1

Analyte	Lab Result	Lab Qual	DL	DL Type	RL	RL Type	Units	Data Review Qual	Reason Code
CALCIUM	120000	J	630	MDL	1000	LOD	ug/L	J	Ms
COBALT	1.8	J	1.5	MDL	4.0	LOD	ug/L	J	RI

Sample ID: FWGLL6MW-009-0124-GF **Collected:** 7/25/2012 2:19:00 **Analysis Type:** RES/TOT **Dilution:** 1

Analyte	Lab Result	Lab Qual	DL	DL Type	RL	RL Type	Units	Data Review Qual	Reason Code
ARSENIC	7.7	J	3.3	MDL	10	LOD	ug/L	J	RI
COBALT	3.1	J	1.5	MDL	4.0	LOD	ug/L	J	RI

Sample ID: FWGNTAMW-109C-0125-GF **Collected:** 7/25/2012 10:08:00 **Analysis Type:** RES/TOT **Dilution:** 1

Analyte	Lab Result	Lab Qual	DL	DL Type	RL	RL Type	Units	Data Review Qual	Reason Code
POTASSIUM	1300	J	300	MDL	900	LOD	ug/L	U	Mb

Method Category: METALS

Method: 6020 **Matrix: AQ**

Sample ID: FWGB12MW-012C-0066-GF **Collected:** 7/25/2012 10:45:00 **Analysis Type:** RES/TOT **Dilution:** 1

Analyte	Lab Result	Lab Qual	DL	DL Type	RL	RL Type	Units	Data Review Qual	Reason Code
ANTIMONY	0.25	J	0.21	MDL	0.50	LOD	ug/L	J	RI
CADMIUM	0.047	J	0.023	MDL	0.070	LOD	ug/L	U	Cb
ZINC	10	J	8.8	MDL	20	LOD	ug/L	J	RI

Sample ID: FWGBKGMW-021C-0069-GF **Collected:** 7/25/2012 9:23:00 **Analysis Type:** RES/TOT **Dilution:** 1

Analyte	Lab Result	Lab Qual	DL	DL Type	RL	RL Type	Units	Data Review Qual	Reason Code
IRON	64	J	44	MDL	100	LOD	ug/L	J	RI

* denotes a non-reportable result

Project Name and Number: 030174.0016.0001.9.1 - RVAAP 66 (OH)

Data Qualifier Summary

Lab Reporting Batch ID: 240-13518-1 **Laboratory: TA CAN**

EDD Filename: 240-13518-1rev **eQAPP Name: RVAAP-66 2012**

Method Category: METALS

Method: 6020 **Matrix: AQ**

Sample ID: FWGFWGMW-001-0081-GF **Collected:** 7/25/2012 12:03:00 **Analysis Type:** RES/TOT **Dilution:** 1

Analyte	Lab Result	Lab Qual	DL	DL Type	RL	RL Type	Units	Data Review Qual	Reason Code
CADMIUM	0.052	J	0.023	MDL	0.070	LOD	ug/L	U	Cb

Sample ID: FWGFWGMW-004-0084-GF **Collected:** 7/25/2012 4:21:00 **Analysis Type:** RES/TOT **Dilution:** 1

Analyte	Lab Result	Lab Qual	DL	DL Type	RL	RL Type	Units	Data Review Qual	Reason Code
ANTIMONY	0.29	J	0.21	MDL	0.50	LOD	ug/L	J	RI
CADMIUM	0.051	J	0.023	MDL	0.070	LOD	ug/L	U	Cb

Sample ID: FWGFWGMW-005-0085-GF **Collected:** 7/25/2012 9:37:00 **Analysis Type:** RES/TOT **Dilution:** 1

Analyte	Lab Result	Lab Qual	DL	DL Type	RL	RL Type	Units	Data Review Qual	Reason Code
ALUMINUM	26	J	20	MDL	60	LOD	ug/L	J	RI

Sample ID: FWGFWGMW-008-0088-GF **Collected:** 7/25/2012 1:01:00 **Analysis Type:** RES/TOT **Dilution:** 1

Analyte	Lab Result	Lab Qual	DL	DL Type	RL	RL Type	Units	Data Review Qual	Reason Code
ALUMINUM	24	J	20	MDL	60	LOD	ug/L	J	RI

Sample ID: FWGFWGMW-015-0095-GF **Collected:** 7/25/2012 2:18:00 **Analysis Type:** RES/TOT **Dilution:** 1

Analyte	Lab Result	Lab Qual	DL	DL Type	RL	RL Type	Units	Data Review Qual	Reason Code
CADMIUM	0.033	J	0.023	MDL	0.070	LOD	ug/L	U	Cb
ZINC	19	J	8.8	MDL	20	LOD	ug/L	J	RI

Sample ID: FWGFWGMW-DUP4-0142-GF **Collected:** 7/25/2012 10:37:00 **Analysis Type:** RES/TOT **Dilution:** 1

Analyte	Lab Result	Lab Qual	DL	DL Type	RL	RL Type	Units	Data Review Qual	Reason Code
ALUMINUM	31	J	20	MDL	60	LOD	ug/L	J	RI

Sample ID: FWGLL6MW-002C-0121-GF **Collected:** 7/25/2012 5:33:00 **Analysis Type:** RES/TOT **Dilution:** 1

Analyte	Lab Result	Lab Qual	DL	DL Type	RL	RL Type	Units	Data Review Qual	Reason Code
ANTIMONY	0.23	J	0.21	MDL	0.50	LOD	ug/L	J	RI
CADMIUM	0.027	J	0.023	MDL	0.070	LOD	ug/L	U	Cb

* denotes a non-reportable result

Project Name and Number: 030174.0016.0001.9.1 - RVAAP 66 (OH)

Data Qualifier Summary

Lab Reporting Batch ID: 240-13518-1 **Laboratory: TA CAN**

EDD Filename: 240-13518-1rev **eQAPP Name: RVAAP-66 2012**

Method Category: METALS

Method: 6020 **Matrix: AQ**

Sample ID: FWGLL6MW-005C-0122-GF **Collected:** 7/25/2012 4:33:00 **Analysis Type:** RES/TOT **Dilution:** 1

Analyte	Lab Result	Lab Qual	DL	DL Type	RL	RL Type	Units	Data Review Qual	Reason Code
THALLIUM	0.34	J	0.32	MDL	1.0	LOD	ug/L	U	Cb

Sample ID: FWGLL6MW-008-0123-GF **Collected:** 7/25/2012 3:19:00 **Analysis Type:** RES/TOT **Dilution:** 1

Analyte	Lab Result	Lab Qual	DL	DL Type	RL	RL Type	Units	Data Review Qual	Reason Code
CADMIUM	0.061	J	0.023	MDL	0.070	LOD	ug/L	U	Cb
THALLIUM	0.54	J	0.32	MDL	1.0	LOD	ug/L	U	Cb

Sample ID: FWGLL6MW-009-0124-GF **Collected:** 7/25/2012 2:19:00 **Analysis Type:** RES/TOT **Dilution:** 1

Analyte	Lab Result	Lab Qual	DL	DL Type	RL	RL Type	Units	Data Review Qual	Reason Code
ZINC	18	J	8.8	MDL	20	LOD	ug/L	J	RI

Sample ID: FWGNTAMW-109C-0125-GF **Collected:** 7/25/2012 10:08:00 **Analysis Type:** RES/TOT **Dilution:** 1

Analyte	Lab Result	Lab Qual	DL	DL Type	RL	RL Type	Units	Data Review Qual	Reason Code
ALUMINUM	38	J	20	MDL	60	LOD	ug/L	J	RI
CADMIUM	0.027	J	0.023	MDL	0.070	LOD	ug/L	U	Cb

Sample ID: FWGNTAMW-119-0126-GF **Collected:** 7/25/2012 10:42:00 **Analysis Type:** RES/TOT **Dilution:** 1

Analyte	Lab Result	Lab Qual	DL	DL Type	RL	RL Type	Units	Data Review Qual	Reason Code
ZINC	11	J	8.8	MDL	20	LOD	ug/L	J	RI

Method Category: METALS

Method: 7470A **Matrix: AQ**

Sample ID: FWGFWGMW-013-0093-GF **Collected:** 7/25/2012 2:57:00 **Analysis Type:** RES/TOT **Dilution:** 1

Analyte	Lab Result	Lab Qual	DL	DL Type	RL	RL Type	Units	Data Review Qual	Reason Code
MERCURY	0.12	J	0.12	MDL	0.20	LOD	ug/L	J	RI

* denotes a non-reportable result

Data Qualifier Summary

Lab Reporting Batch ID: 240-13518-1 **Laboratory: TA CAN**

EDD Filename: 240-13518-1rev **eQAPP Name: RVAAP-66 2012**

Method Category: SVOA

Method: 8081A **Matrix:** AQ

Sample ID: FWGB12MW-013-0067-GWRE **Collected:** 7/25/2012 11:30:00 **Analysis Type:** RE-BASE/NEUTRAL **Dilution:** 1

Analyte	Lab Result	Lab Qual	DL	DL Type	RL	RL Type	Units	Data Review Qual	Reason Code
4,4'-DDD	0.0095	U H	0.0091	MDL	0.0095	LOD	ug/L	UJ	StoE, ProfJudg
4,4'-DDE	0.0095	U H	0.0092	MDL	0.0095	LOD	ug/L	UJ	StoE
4,4'-DDT	0.029	U H	0.015	MDL	0.029	LOD	ug/L	UJ	StoE
ALDRIN	0.0095	U H	0.0078	MDL	0.0095	LOD	ug/L	UJ	StoE
ALPHA-BHC	0.0095	U H	0.0067	MDL	0.0095	LOD	ug/L	UJ	StoE
ALPHA-CHLORDANE	0.013	U H	0.013	MDL	0.013	LOD	ug/L	UJ	StoE
BETA-BHC	0.0095	U H	0.0080	MDL	0.0095	LOD	ug/L	UJ	StoE
DELTA-BHC	0.0095	U H	0.0083	MDL	0.0095	LOD	ug/L	UJ	StoE
DIELDRIN	0.0095	U H	0.0071	MDL	0.0095	LOD	ug/L	UJ	StoE
ENDOSULFAN I	0.012	U H	0.012	MDL	0.012	LOD	ug/L	UJ	StoE
ENDOSULFAN II	0.011	U H	0.011	MDL	0.011	LOD	ug/L	UJ	StoE
ENDOSULFAN SULFATE	0.010	U H	0.010	MDL	0.010	LOD	ug/L	UJ	StoE
ENDRIN	0.010	U H	0.010	MDL	0.010	LOD	ug/L	UJ	StoE
ENDRIN ALDEHYDE	0.010	U H	0.010	MDL	0.010	LOD	ug/L	UJ	StoE
ENDRIN KETONE	0.0095	U H	0.0074	MDL	0.0095	LOD	ug/L	UJ	StoE
gamma-BHC (Lindane)	0.0095	U H	0.0061	MDL	0.0095	LOD	ug/L	UJ	StoE
GAMMA-CHLORDANE	0.011	U H	0.011	MDL	0.011	LOD	ug/L	UJ	StoE
HEPTACHLOR	0.0095	U H	0.0076	MDL	0.0095	LOD	ug/L	UJ	StoE
HEPTACHLOR EPOXIDE	0.0095	U H	0.0068	MDL	0.0095	LOD	ug/L	UJ	StoE
METHOXYCHLOR	0.030	U H	0.030	MDL	0.030	LOD	ug/L	UJ	StoE
TOXAPHENE	0.48	U H	0.30	MDL	0.48	LOD	ug/L	UJ	StoE

Sample ID: FWGBKGMW-021C-0069-GWRE **Collected:** 7/25/2012 9:23:00 **Analysis Type:** RE-BASE/NEUTRAL **Dilution:** 1

Analyte	Lab Result	Lab Qual	DL	DL Type	RL	RL Type	Units	Data Review Qual	Reason Code
4,4'-DDD	0.0095	U H	0.0091	MDL	0.0095	LOD	ug/L	UJ	StoE
4,4'-DDE	0.0095	U H	0.0092	MDL	0.0095	LOD	ug/L	UJ	StoE
4,4'-DDT	0.029	U H	0.015	MDL	0.029	LOD	ug/L	UJ	StoE
ALDRIN	0.0095	U H	0.0078	MDL	0.0095	LOD	ug/L	UJ	StoE
ALPHA-BHC	0.0095	U H	0.0067	MDL	0.0095	LOD	ug/L	UJ	StoE
ALPHA-CHLORDANE	0.013	U H	0.013	MDL	0.013	LOD	ug/L	UJ	StoE
BETA-BHC	0.0095	U H	0.0080	MDL	0.0095	LOD	ug/L	UJ	StoE
DELTA-BHC	0.0095	U H	0.0083	MDL	0.0095	LOD	ug/L	UJ	StoE
DIELDRIN	0.0095	U H	0.0071	MDL	0.0095	LOD	ug/L	UJ	StoE

* denotes a non-reportable result

Project Name and Number: 030174.0016.0001.9.1 - RVAAP 66 (OH)

Data Qualifier Summary

Lab Reporting Batch ID: 240-13518-1 **Laboratory: TA CAN**

EDD Filename: 240-13518-1rev **eQAPP Name: RVAAP-66 2012**

Method Category: SVOA

Method: 8081A **Matrix:** AQ

Sample ID: FWGBKGMW-021C-0069-GWRE **Collected:** 7/25/2012 9:23:00 **Analysis Type:** RE-BASE/NEUTRAL **Dilution:** 1

Analyte	Lab Result	Lab Qual	DL	DL Type	RL	RL Type	Units	Data Review Qual	Reason Code
ENDOSULFAN I	0.012	U H	0.012	MDL	0.012	LOD	ug/L	UJ	StoE
ENDOSULFAN II	0.011	U H	0.011	MDL	0.011	LOD	ug/L	UJ	StoE
ENDOSULFAN SULFATE	0.010	U H	0.010	MDL	0.010	LOD	ug/L	UJ	StoE
ENDRIN	0.010	U H	0.010	MDL	0.010	LOD	ug/L	UJ	StoE
ENDRIN ALDEHYDE	0.010	U H	0.010	MDL	0.010	LOD	ug/L	UJ	StoE
ENDRIN KETONE	0.0095	U H	0.0074	MDL	0.0095	LOD	ug/L	UJ	StoE
gamma-BHC (Lindane)	0.0095	U H	0.0061	MDL	0.0095	LOD	ug/L	UJ	StoE
GAMMA-CHLORDANE	0.011	U H	0.011	MDL	0.011	LOD	ug/L	UJ	StoE
HEPTACHLOR	0.0095	U H	0.0076	MDL	0.0095	LOD	ug/L	UJ	StoE
HEPTACHLOR EPOXIDE	0.0095	U H	0.0068	MDL	0.0095	LOD	ug/L	UJ	StoE
METHOXYCHLOR	0.030	U H	0.030	MDL	0.030	LOD	ug/L	UJ	StoE
TOXAPHENE	0.48	U H	0.30	MDL	0.48	LOD	ug/L	UJ	StoE

Sample ID: FWGFWGMW-001-0081-GWRE **Collected:** 7/25/2012 12:03:00 **Analysis Type:** RE-BASE/NEUTRAL **Dilution:** 1

Analyte	Lab Result	Lab Qual	DL	DL Type	RL	RL Type	Units	Data Review Qual	Reason Code
4,4'-DDD	0.0095	U H	0.0091	MDL	0.0095	LOD	ug/L	UJ	StoE, ProfJudg
4,4'-DDE	0.0095	U H	0.0092	MDL	0.0095	LOD	ug/L	UJ	StoE
4,4'-DDT	0.029	U H	0.015	MDL	0.029	LOD	ug/L	UJ	StoE
ALDRIN	0.0095	U H	0.0078	MDL	0.0095	LOD	ug/L	UJ	StoE
ALPHA-BHC	0.0095	U H	0.0067	MDL	0.0095	LOD	ug/L	UJ	StoE
ALPHA-CHLORDANE	0.013	U H	0.013	MDL	0.013	LOD	ug/L	UJ	StoE
BETA-BHC	0.0095	U H	0.0080	MDL	0.0095	LOD	ug/L	UJ	StoE
DELTA-BHC	0.0095	U H	0.0083	MDL	0.0095	LOD	ug/L	UJ	StoE
DIELDRIN	0.0095	U H	0.0071	MDL	0.0095	LOD	ug/L	UJ	StoE
ENDOSULFAN I	0.012	U H	0.012	MDL	0.012	LOD	ug/L	UJ	StoE
ENDOSULFAN II	0.011	U H	0.011	MDL	0.011	LOD	ug/L	UJ	StoE
ENDOSULFAN SULFATE	0.010	U H	0.010	MDL	0.010	LOD	ug/L	UJ	StoE
ENDRIN	0.010	U H	0.010	MDL	0.010	LOD	ug/L	UJ	StoE
ENDRIN ALDEHYDE	0.010	U H	0.010	MDL	0.010	LOD	ug/L	UJ	StoE
ENDRIN KETONE	0.0095	U H	0.0074	MDL	0.0095	LOD	ug/L	UJ	StoE
gamma-BHC (Lindane)	0.0095	U H	0.0061	MDL	0.0095	LOD	ug/L	UJ	StoE
GAMMA-CHLORDANE	0.011	U H	0.011	MDL	0.011	LOD	ug/L	UJ	StoE
HEPTACHLOR	0.0095	U H	0.0076	MDL	0.0095	LOD	ug/L	UJ	StoE

* denotes a non-reportable result

Project Name and Number: 030174.0016.0001.9.1 - RVAAP 66 (OH)

Data Qualifier Summary

Lab Reporting Batch ID: 240-13518-1 **Laboratory: TA CAN**

EDD Filename: 240-13518-1rev **eQAPP Name: RVAAP-66 2012**

Method Category: SVOA

Method: 8081A **Matrix:** AQ

Sample ID: FWGFWGMW-001-0081-GWRE **Collected:** 7/25/2012 12:03:00 **Analysis Type:** RE-BASE/NEUTRAL **Dilution:** 1

Analyte	Lab Result	Lab Qual	DL	DL Type	RL	RL Type	Units	Data Review Qual	Reason Code
HEPTACHLOR EPOXIDE	0.0095	U H	0.0068	MDL	0.0095	LOD	ug/L	UJ	StoE
METHOXYCHLOR	0.030	U H	0.030	MDL	0.030	LOD	ug/L	UJ	StoE
TOXAPHENE	0.48	U H	0.30	MDL	0.48	LOD	ug/L	UJ	StoE

Sample ID: FWGFWGMW-002-0082-GWRE **Collected:** 7/25/2012 10:29:00 **Analysis Type:** RE-BASE/NEUTRAL **Dilution:** 1

Analyte	Lab Result	Lab Qual	DL	DL Type	RL	RL Type	Units	Data Review Qual	Reason Code
4,4'-DDD	0.0095	U H	0.0091	MDL	0.0095	LOD	ug/L	UJ	StoE, ProfJudg
4,4'-DDE	0.0095	U H	0.0092	MDL	0.0095	LOD	ug/L	UJ	StoE
4,4'-DDT	0.029	U H	0.015	MDL	0.029	LOD	ug/L	UJ	StoE
ALDRIN	0.0095	U H	0.0078	MDL	0.0095	LOD	ug/L	UJ	StoE
ALPHA-BHC	0.0095	U H	0.0067	MDL	0.0095	LOD	ug/L	UJ	StoE
ALPHA-CHLORDANE	0.013	U H	0.013	MDL	0.013	LOD	ug/L	UJ	StoE
BETA-BHC	0.0095	U H	0.0080	MDL	0.0095	LOD	ug/L	UJ	StoE
DELTA-BHC	0.0095	U H	0.0083	MDL	0.0095	LOD	ug/L	UJ	StoE
DIELDRIN	0.0095	U H	0.0071	MDL	0.0095	LOD	ug/L	UJ	StoE
ENDOSULFAN I	0.012	U H	0.012	MDL	0.012	LOD	ug/L	UJ	StoE
ENDOSULFAN II	0.011	U H	0.011	MDL	0.011	LOD	ug/L	UJ	StoE
ENDOSULFAN SULFATE	0.010	U H	0.010	MDL	0.010	LOD	ug/L	UJ	StoE
ENDRIN	0.010	U H	0.010	MDL	0.010	LOD	ug/L	UJ	StoE
ENDRIN ALDEHYDE	0.010	U H	0.010	MDL	0.010	LOD	ug/L	UJ	StoE
ENDRIN KETONE	0.0095	U H	0.0074	MDL	0.0095	LOD	ug/L	UJ	StoE
gamma-BHC (Lindane)	0.0095	U H	0.0061	MDL	0.0095	LOD	ug/L	UJ	StoE
GAMMA-CHLORDANE	0.011	U H	0.011	MDL	0.011	LOD	ug/L	UJ	StoE
HEPTACHLOR	0.0095	U H	0.0076	MDL	0.0095	LOD	ug/L	UJ	StoE
HEPTACHLOR EPOXIDE	0.0095	U H	0.0068	MDL	0.0095	LOD	ug/L	UJ	StoE
METHOXYCHLOR	0.030	U H	0.030	MDL	0.030	LOD	ug/L	UJ	StoE
TOXAPHENE	0.48	U H	0.30	MDL	0.48	LOD	ug/L	UJ	StoE

Sample ID: FWGFWGMW-003-0083-GWRE **Collected:** 7/25/2012 12:12:00 **Analysis Type:** RE-BASE/NEUTRAL **Dilution:** 1

Analyte	Lab Result	Lab Qual	DL	DL Type	RL	RL Type	Units	Data Review Qual	Reason Code
4,4'-DDD	0.011	U H	0.010	MDL	0.011	LOD	ug/L	UJ	StoE, ProfJudg
4,4'-DDE	0.011	U H	0.011	MDL	0.011	LOD	ug/L	UJ	StoE
4,4'-DDT	0.033	U H	0.017	MDL	0.033	LOD	ug/L	UJ	StoE

* denotes a non-reportable result

Project Name and Number: 030174.0016.0001.9.1 - RVAAP 66 (OH)

Data Qualifier Summary

Lab Reporting Batch ID: 240-13518-1 **Laboratory: TA CAN**

EDD Filename: 240-13518-1rev **eQAPP Name: RVAAP-66 2012**

Method Category: SVOA

Method: 8081A **Matrix:** AQ

Sample ID: FWGFWGMW-003-0083-GWRE **Collected:** 7/25/2012 12:12:00 **Analysis Type:** RE-BASE/NEUTRAL **Dilution:** 1

Analyte	Lab Result	Lab Qual	DL	DL Type	RL	RL Type	Units	Data Review Qual	Reason Code
ALDRIN	0.011	U H	0.0089	MDL	0.011	LOD	ug/L	UJ	StoE
ALPHA-BHC	0.011	U H	0.0076	MDL	0.011	LOD	ug/L	UJ	StoE
ALPHA-CHLORDANE	0.015	U H	0.015	MDL	0.015	LOD	ug/L	UJ	StoE
BETA-BHC	0.011	U H	0.0091	MDL	0.011	LOD	ug/L	UJ	StoE
DELTA-BHC	0.011	U H	0.0095	MDL	0.011	LOD	ug/L	UJ	StoE
DIELDRIN	0.011	U H	0.0082	MDL	0.011	LOD	ug/L	UJ	StoE
ENDOSULFAN I	0.014	U H	0.014	MDL	0.014	LOD	ug/L	UJ	StoE
ENDOSULFAN II	0.013	U H	0.013	MDL	0.013	LOD	ug/L	UJ	StoE
ENDOSULFAN SULFATE	0.012	U H	0.012	MDL	0.012	LOD	ug/L	UJ	StoE
ENDRIN	0.012	U H	0.012	MDL	0.012	LOD	ug/L	UJ	StoE
ENDRIN ALDEHYDE	0.012	U H	0.012	MDL	0.012	LOD	ug/L	UJ	StoE
ENDRIN KETONE	0.011	U H	0.0085	MDL	0.011	LOD	ug/L	UJ	StoE
gamma-BHC (Lindane)	0.011	U H	0.0070	MDL	0.011	LOD	ug/L	UJ	StoE
GAMMA-CHLORDANE	0.013	U H	0.013	MDL	0.013	LOD	ug/L	UJ	StoE
HEPTACHLOR	0.011	U H	0.0087	MDL	0.011	LOD	ug/L	UJ	StoE
HEPTACHLOR EPOXIDE	0.011	U H	0.0077	MDL	0.011	LOD	ug/L	UJ	StoE
METHOXYCHLOR	0.035	U H	0.035	MDL	0.035	LOD	ug/L	UJ	StoE
TOXAPHENE	0.54	U H	0.35	MDL	0.54	LOD	ug/L	UJ	StoE

Sample ID: FWGFWGMW-004-0084-GWRE **Collected:** 7/25/2012 4:21:00 **Analysis Type:** RE-BASE/NEUTRAL **Dilution:** 1

Analyte	Lab Result	Lab Qual	DL	DL Type	RL	RL Type	Units	Data Review Qual	Reason Code
4,4'-DDD	0.0095	U H	0.0091	MDL	0.0095	LOD	ug/L	UJ	Surr, StoE, ProfJudg
4,4'-DDE	0.0095	U H	0.0092	MDL	0.0095	LOD	ug/L	UJ	Surr, StoE
4,4'-DDT	0.029	U H	0.015	MDL	0.029	LOD	ug/L	UJ	Surr, StoE
ALDRIN	0.0095	U H	0.0078	MDL	0.0095	LOD	ug/L	UJ	Surr, StoE
ALPHA-BHC	0.0095	U H	0.0067	MDL	0.0095	LOD	ug/L	UJ	Surr, StoE
ALPHA-CHLORDANE	0.013	U H	0.013	MDL	0.013	LOD	ug/L	UJ	Surr, StoE
BETA-BHC	0.0095	U H	0.0080	MDL	0.0095	LOD	ug/L	UJ	Surr, StoE
DELTA-BHC	0.0095	U H	0.0083	MDL	0.0095	LOD	ug/L	UJ	Surr, StoE
DIELDRIN	0.0095	U H	0.0071	MDL	0.0095	LOD	ug/L	UJ	Surr, StoE
ENDOSULFAN I	0.012	U H	0.012	MDL	0.012	LOD	ug/L	UJ	Surr, StoE
ENDOSULFAN II	0.011	U H	0.011	MDL	0.011	LOD	ug/L	UJ	Surr, StoE
ENDOSULFAN SULFATE	0.010	U H	0.010	MDL	0.010	LOD	ug/L	UJ	Surr, StoE

* denotes a non-reportable result

Project Name and Number: 030174.0016.0001.9.1 - RVAAP 66 (OH)

Data Qualifier Summary

Lab Reporting Batch ID: 240-13518-1 **Laboratory: TA CAN**

EDD Filename: 240-13518-1rev **eQAPP Name: RVAAP-66 2012**

Method Category: SVOA

Method: 8081A **Matrix:** AQ

Sample ID: FWGFWGMW-004-0084-GWRE **Collected:** 7/25/2012 4:21:00 **Analysis Type:** RE-BASE/NEUTRAL **Dilution:** 1

Analyte	Lab Result	Lab Qual	DL	DL Type	RL	RL Type	Units	Data Review Qual	Reason Code
ENDRIN	0.010	U H	0.010	MDL	0.010	LOD	ug/L	UJ	Surr, StoE
ENDRIN ALDEHYDE	0.010	U H	0.010	MDL	0.010	LOD	ug/L	UJ	Surr, StoE
ENDRIN KETONE	0.0095	U H	0.0074	MDL	0.0095	LOD	ug/L	UJ	Surr, StoE
gamma-BHC (Lindane)	0.0095	U H	0.0061	MDL	0.0095	LOD	ug/L	UJ	Surr, StoE
GAMMA-CHLORDANE	0.011	U H	0.011	MDL	0.011	LOD	ug/L	UJ	Surr, StoE
HEPTACHLOR	0.0095	U H	0.0076	MDL	0.0095	LOD	ug/L	UJ	Surr, StoE
HEPTACHLOR EPOXIDE	0.0095	U H	0.0068	MDL	0.0095	LOD	ug/L	UJ	Surr, StoE
METHOXYCHLOR	0.030	U H	0.030	MDL	0.030	LOD	ug/L	UJ	Surr, StoE
TOXAPHENE	0.48	U H	0.30	MDL	0.48	LOD	ug/L	UJ	Surr, StoE

Sample ID: FWGFWGMW-005-0085-GWRE **Collected:** 7/25/2012 9:37:00 **Analysis Type:** RE-BASE/NEUTRAL **Dilution:** 1

Analyte	Lab Result	Lab Qual	DL	DL Type	RL	RL Type	Units	Data Review Qual	Reason Code
4,4'-DDD	0.0095	U H	0.0091	MDL	0.0095	LOD	ug/L	UJ	Surr, StoE, ProfJudg
4,4'-DDE	0.0095	U H	0.0092	MDL	0.0095	LOD	ug/L	UJ	Surr, StoE
4,4'-DDT	0.029	U H	0.015	MDL	0.029	LOD	ug/L	UJ	Surr, StoE
ALDRIN	0.0095	U H	0.0078	MDL	0.0095	LOD	ug/L	UJ	Surr, StoE
ALPHA-BHC	0.0095	U H	0.0067	MDL	0.0095	LOD	ug/L	UJ	Surr, StoE
ALPHA-CHLORDANE	0.013	U H	0.013	MDL	0.013	LOD	ug/L	UJ	Surr, StoE
BETA-BHC	0.0095	U H	0.0080	MDL	0.0095	LOD	ug/L	UJ	Surr, StoE
DELTA-BHC	0.0095	U H	0.0083	MDL	0.0095	LOD	ug/L	UJ	Surr, StoE
DIELDRIN	0.0095	U H	0.0071	MDL	0.0095	LOD	ug/L	UJ	Surr, StoE
ENDOSULFAN I	0.012	U H	0.012	MDL	0.012	LOD	ug/L	UJ	Surr, StoE
ENDOSULFAN II	0.011	U H	0.011	MDL	0.011	LOD	ug/L	UJ	Surr, StoE
ENDOSULFAN SULFATE	0.010	U H	0.010	MDL	0.010	LOD	ug/L	UJ	Surr, StoE
ENDRIN	0.010	U H	0.010	MDL	0.010	LOD	ug/L	UJ	Surr, StoE
ENDRIN ALDEHYDE	0.010	U H	0.010	MDL	0.010	LOD	ug/L	UJ	Surr, StoE
ENDRIN KETONE	0.0095	U H	0.0074	MDL	0.0095	LOD	ug/L	UJ	Surr, StoE
gamma-BHC (Lindane)	0.0095	U H	0.0061	MDL	0.0095	LOD	ug/L	UJ	Surr, StoE
GAMMA-CHLORDANE	0.011	U H	0.011	MDL	0.011	LOD	ug/L	UJ	Surr, StoE
HEPTACHLOR	0.0095	U H	0.0076	MDL	0.0095	LOD	ug/L	UJ	Surr, StoE
HEPTACHLOR EPOXIDE	0.0095	U H	0.0068	MDL	0.0095	LOD	ug/L	UJ	Surr, StoE
METHOXYCHLOR	0.030	U H	0.030	MDL	0.030	LOD	ug/L	UJ	Surr, StoE
TOXAPHENE	0.48	U H	0.30	MDL	0.48	LOD	ug/L	UJ	Surr, StoE

* denotes a non-reportable result

Project Name and Number: 030174.0016.0001.9.1 - RVAAP 66 (OH)

Data Qualifier Summary

Lab Reporting Batch ID: 240-13518-1 **Laboratory: TA CAN**

EDD Filename: 240-13518-1rev **eQAPP Name: RVAAP-66 2012**

Method Category: SVOA

Method: 8081A **Matrix:** AQ

Sample ID: FWGFWGMW-008-0088-GWRE **Collected:** 7/25/2012 1:01:00 **Analysis Type:** RE-BASE/NEUTRAL **Dilution:** 1

Analyte	Lab Result	Lab Qual	DL	DL Type	RL	RL Type	Units	Data Review Qual	Reason Code
4,4'-DDD	0.0095	U H	0.0091	MDL	0.0095	LOD	ug/L	UJ	Surr, StoE, ProfJudg
4,4'-DDE	0.0095	U H	0.0092	MDL	0.0095	LOD	ug/L	UJ	Surr, StoE
4,4'-DDT	0.029	U H	0.015	MDL	0.029	LOD	ug/L	UJ	Surr, StoE
ALDRIN	0.0095	U H	0.0078	MDL	0.0095	LOD	ug/L	UJ	Surr, StoE
ALPHA-BHC	0.0095	U H	0.0067	MDL	0.0095	LOD	ug/L	UJ	Surr, StoE
ALPHA-CHLORDANE	0.013	U H	0.013	MDL	0.013	LOD	ug/L	UJ	Surr, StoE
BETA-BHC	0.0095	U H	0.0080	MDL	0.0095	LOD	ug/L	UJ	Surr, StoE
DELTA-BHC	0.0095	U H	0.0083	MDL	0.0095	LOD	ug/L	UJ	Surr, StoE
DIELDRIN	0.0095	U H	0.0071	MDL	0.0095	LOD	ug/L	UJ	Surr, StoE
ENDOSULFAN I	0.012	U H	0.012	MDL	0.012	LOD	ug/L	UJ	Surr, StoE
ENDOSULFAN II	0.011	U H	0.011	MDL	0.011	LOD	ug/L	UJ	Surr, StoE
ENDOSULFAN SULFATE	0.010	U H	0.010	MDL	0.010	LOD	ug/L	UJ	Surr, StoE
ENDRIN	0.010	U H	0.010	MDL	0.010	LOD	ug/L	UJ	Surr, StoE
ENDRIN ALDEHYDE	0.010	U H	0.010	MDL	0.010	LOD	ug/L	UJ	Surr, StoE
ENDRIN KETONE	0.0095	U H	0.0074	MDL	0.0095	LOD	ug/L	UJ	Surr, StoE
gamma-BHC (Lindane)	0.0095	U H	0.0061	MDL	0.0095	LOD	ug/L	UJ	Surr, StoE
GAMMA-CHLORDANE	0.011	U H	0.011	MDL	0.011	LOD	ug/L	UJ	Surr, StoE
HEPTACHLOR	0.0095	U H	0.0076	MDL	0.0095	LOD	ug/L	UJ	Surr, StoE
HEPTACHLOR EPOXIDE	0.0095	U H	0.0068	MDL	0.0095	LOD	ug/L	UJ	Surr, StoE
METHOXYCHLOR	0.030	U H	0.030	MDL	0.030	LOD	ug/L	UJ	Surr, StoE
TOXAPHENE	0.48	U H	0.30	MDL	0.48	LOD	ug/L	UJ	Surr, StoE

Sample ID: FWGFWGMW-009-0089-GWRE **Collected:** 7/25/2012 11:41:00 **Analysis Type:** RE-BASE/NEUTRAL **Dilution:** 1

Analyte	Lab Result	Lab Qual	DL	DL Type	RL	RL Type	Units	Data Review Qual	Reason Code
4,4'-DDD	0.0095	U H	0.0091	MDL	0.0095	LOD	ug/L	UJ	StoE, ProfJudg
4,4'-DDE	0.0095	U H	0.0092	MDL	0.0095	LOD	ug/L	UJ	StoE
4,4'-DDT	0.029	U H	0.015	MDL	0.029	LOD	ug/L	UJ	StoE
ALDRIN	0.0095	U H	0.0078	MDL	0.0095	LOD	ug/L	UJ	StoE
ALPHA-BHC	0.0095	U H	0.0067	MDL	0.0095	LOD	ug/L	UJ	StoE
ALPHA-CHLORDANE	0.013	U H	0.013	MDL	0.013	LOD	ug/L	UJ	StoE
BETA-BHC	0.0095	U H	0.0080	MDL	0.0095	LOD	ug/L	UJ	StoE
DELTA-BHC	0.0095	U H	0.0083	MDL	0.0095	LOD	ug/L	UJ	StoE
DIELDRIN	0.0095	U H	0.0071	MDL	0.0095	LOD	ug/L	UJ	StoE

* denotes a non-reportable result

Project Name and Number: 030174.0016.0001.9.1 - RVAAP 66 (OH)

Data Qualifier Summary

Lab Reporting Batch ID: 240-13518-1 **Laboratory: TA CAN**

EDD Filename: 240-13518-1rev **eQAPP Name: RVAAP-66 2012**

Method Category: SVOA

Method: 8081A **Matrix:** AQ

Sample ID: FWGFWGMW-009-0089-GWRE **Collected:** 7/25/2012 11:41:00 **Analysis Type:** RE-BASE/NEUTRAL **Dilution:** 1

Analyte	Lab Result	Lab Qual	DL	DL Type	RL	RL Type	Units	Data Review Qual	Reason Code
ENDOSULFAN I	0.012	U H	0.012	MDL	0.012	LOD	ug/L	UJ	StoE
ENDOSULFAN II	0.011	U H	0.011	MDL	0.011	LOD	ug/L	UJ	StoE
ENDOSULFAN SULFATE	0.010	U H	0.010	MDL	0.010	LOD	ug/L	UJ	StoE
ENDRIN	0.010	U H	0.010	MDL	0.010	LOD	ug/L	UJ	StoE
ENDRIN ALDEHYDE	0.010	U H	0.010	MDL	0.010	LOD	ug/L	UJ	StoE
ENDRIN KETONE	0.0095	U H	0.0074	MDL	0.0095	LOD	ug/L	UJ	StoE
gamma-BHC (Lindane)	0.0095	U H	0.0061	MDL	0.0095	LOD	ug/L	UJ	StoE
GAMMA-CHLORDANE	0.011	U H	0.011	MDL	0.011	LOD	ug/L	UJ	StoE
HEPTACHLOR	0.0095	U H	0.0076	MDL	0.0095	LOD	ug/L	UJ	StoE
HEPTACHLOR EPOXIDE	0.0095	U H	0.0068	MDL	0.0095	LOD	ug/L	UJ	StoE
METHOXYCHLOR	0.030	U H	0.030	MDL	0.030	LOD	ug/L	UJ	StoE
TOXAPHENE	0.48	U H	0.30	MDL	0.48	LOD	ug/L	UJ	StoE

Sample ID: FWGFWGMW-013-0093-GWRE **Collected:** 7/25/2012 2:57:00 **Analysis Type:** RE-BASE/NEUTRAL **Dilution:** 1

Analyte	Lab Result	Lab Qual	DL	DL Type	RL	RL Type	Units	Data Review Qual	Reason Code
4,4'-DDD	0.0095	U H	0.0091	MDL	0.0095	LOD	ug/L	UJ	StoE
4,4'-DDE	0.0095	U H	0.0092	MDL	0.0095	LOD	ug/L	UJ	StoE
4,4'-DDT	0.029	U H	0.015	MDL	0.029	LOD	ug/L	UJ	StoE
ALDRIN	0.0095	U H	0.0078	MDL	0.0095	LOD	ug/L	UJ	StoE
ALPHA-BHC	0.0095	U H	0.0067	MDL	0.0095	LOD	ug/L	UJ	StoE
ALPHA-CHLORDANE	0.013	U H	0.013	MDL	0.013	LOD	ug/L	UJ	StoE
BETA-BHC	0.0095	U H	0.0080	MDL	0.0095	LOD	ug/L	UJ	StoE
DELTA-BHC	0.0095	U H	0.0083	MDL	0.0095	LOD	ug/L	UJ	StoE
DIELDRIN	0.0095	U H	0.0071	MDL	0.0095	LOD	ug/L	UJ	StoE
ENDOSULFAN I	0.012	U H	0.012	MDL	0.012	LOD	ug/L	UJ	StoE
ENDOSULFAN II	0.011	U H	0.011	MDL	0.011	LOD	ug/L	UJ	StoE
ENDOSULFAN SULFATE	0.010	U H	0.010	MDL	0.010	LOD	ug/L	UJ	StoE
ENDRIN	0.010	U H	0.010	MDL	0.010	LOD	ug/L	UJ	StoE
ENDRIN ALDEHYDE	0.010	U H	0.010	MDL	0.010	LOD	ug/L	UJ	StoE
ENDRIN KETONE	0.0095	U H	0.0074	MDL	0.0095	LOD	ug/L	UJ	StoE
gamma-BHC (Lindane)	0.0095	U H	0.0061	MDL	0.0095	LOD	ug/L	UJ	StoE
GAMMA-CHLORDANE	0.011	U H	0.011	MDL	0.011	LOD	ug/L	UJ	StoE
HEPTACHLOR	0.0095	U H	0.0076	MDL	0.0095	LOD	ug/L	UJ	StoE

* denotes a non-reportable result

Project Name and Number: 030174.0016.0001.9.1 - RVAAP 66 (OH)

Data Qualifier Summary

Lab Reporting Batch ID: 240-13518-1 **Laboratory: TA CAN**

EDD Filename: 240-13518-1rev **eQAPP Name: RVAAP-66 2012**

Method Category: SVOA

Method: 8081A **Matrix:** AQ

Sample ID: FWGFWGMW-013-0093-GWRE **Collected:** 7/25/2012 2:57:00 **Analysis Type:** RE-BASE/NEUTRAL **Dilution:** 1

Analyte	Lab Result	Lab Qual	DL	DL Type	RL	RL Type	Units	Data Review Qual	Reason Code
HEPTACHLOR EPOXIDE	0.0095	U H	0.0068	MDL	0.0095	LOD	ug/L	UJ	StoE
METHOXYCHLOR	0.030	U H	0.030	MDL	0.030	LOD	ug/L	UJ	StoE
TOXAPHENE	0.48	U H	0.30	MDL	0.48	LOD	ug/L	UJ	StoE

Sample ID: FWGFWGMW-015-0095-GWRE **Collected:** 7/25/2012 2:18:00 **Analysis Type:** RE-BASE/NEUTRAL **Dilution:** 1

Analyte	Lab Result	Lab Qual	DL	DL Type	RL	RL Type	Units	Data Review Qual	Reason Code
4,4'-DDD	0.011	U H	0.010	MDL	0.011	LOD	ug/L	UJ	Surr, StoE, ProfJudg
4,4'-DDE	0.011	U H	0.010	MDL	0.011	LOD	ug/L	UJ	Surr, StoE
4,4'-DDT	0.032	U H	0.017	MDL	0.032	LOD	ug/L	UJ	Surr, StoE
ALDRIN	0.011	U H	0.0088	MDL	0.011	LOD	ug/L	UJ	Surr, StoE
ALPHA-BHC	0.011	U H	0.0075	MDL	0.011	LOD	ug/L	UJ	Surr, StoE
ALPHA-CHLORDANE	0.015	U H	0.015	MDL	0.015	LOD	ug/L	UJ	Surr, StoE
BETA-BHC	0.011	U H	0.0090	MDL	0.011	LOD	ug/L	UJ	Surr, StoE
DELTA-BHC	0.011	U H	0.0094	MDL	0.011	LOD	ug/L	UJ	Surr, StoE
DIELDRIN	0.011	U H	0.0081	MDL	0.011	LOD	ug/L	UJ	Surr, StoE
ENDOSULFAN I	0.014	U H	0.014	MDL	0.014	LOD	ug/L	UJ	Surr, StoE
ENDOSULFAN II	0.013	U H	0.013	MDL	0.013	LOD	ug/L	UJ	Surr, StoE
ENDOSULFAN SULFATE	0.012	U H	0.012	MDL	0.012	LOD	ug/L	UJ	Surr, StoE
ENDRIN	0.012	U H	0.012	MDL	0.012	LOD	ug/L	UJ	Surr, StoE
ENDRIN ALDEHYDE	0.012	U H	0.012	MDL	0.012	LOD	ug/L	UJ	Surr, StoE
ENDRIN KETONE	0.011	U H	0.0084	MDL	0.011	LOD	ug/L	UJ	Surr, StoE
gamma-BHC (Lindane)	0.011	U H	0.0069	MDL	0.011	LOD	ug/L	UJ	Surr, StoE
GAMMA-CHLORDANE	0.013	U H	0.013	MDL	0.013	LOD	ug/L	UJ	Surr, StoE
HEPTACHLOR	0.011	U H	0.0086	MDL	0.011	LOD	ug/L	UJ	Surr, StoE
HEPTACHLOR EPOXIDE	0.011	U H	0.0076	MDL	0.011	LOD	ug/L	UJ	Surr, StoE
METHOXYCHLOR	0.034	U H	0.034	MDL	0.034	LOD	ug/L	UJ	Surr, StoE
TOXAPHENE	0.54	U H	0.34	MDL	0.54	LOD	ug/L	UJ	Surr, StoE

Sample ID: FWGFWGMW-016-0096-GWRE **Collected:** 7/25/2012 3:34:00 **Analysis Type:** RE-BASE/NEUTRAL **Dilution:** 1

Analyte	Lab Result	Lab Qual	DL	DL Type	RL	RL Type	Units	Data Review Qual	Reason Code
4,4'-DDD	0.0095	U H	0.0091	MDL	0.0095	LOD	ug/L	UJ	StoE
4,4'-DDE	0.0095	U H	0.0092	MDL	0.0095	LOD	ug/L	UJ	StoE

* denotes a non-reportable result

Project Name and Number: 030174.0016.0001.9.1 - RVAAP 66 (OH)

Data Qualifier Summary

Lab Reporting Batch ID: 240-13518-1 **Laboratory: TA CAN**

EDD Filename: 240-13518-1rev **eQAPP Name: RVAAP-66 2012**

Method Category: SVOA

Method: 8081A **Matrix:** AQ

Sample ID: FWGFWGMW-016-0096-GWRE **Collected:** 7/25/2012 3:34:00 **Analysis Type:** RE-BASE/NEUTRAL **Dilution:** 1

Analyte	Lab Result	Lab Qual	DL	DL Type	RL	RL Type	Units	Data Review Qual	Reason Code
4,4'-DDT	0.029	U H	0.015	MDL	0.029	LOD	ug/L	UJ	StoE
ALDRIN	0.0095	U H	0.0078	MDL	0.0095	LOD	ug/L	UJ	StoE
ALPHA-BHC	0.0095	U H	0.0067	MDL	0.0095	LOD	ug/L	UJ	StoE
ALPHA-CHLORDANE	0.013	U H	0.013	MDL	0.013	LOD	ug/L	UJ	StoE
BETA-BHC	0.0095	U H	0.0080	MDL	0.0095	LOD	ug/L	UJ	StoE
DELTA-BHC	0.0095	U H	0.0083	MDL	0.0095	LOD	ug/L	UJ	StoE
DIELDRIN	0.0095	U H	0.0071	MDL	0.0095	LOD	ug/L	UJ	StoE
ENDOSULFAN I	0.012	U H	0.012	MDL	0.012	LOD	ug/L	UJ	StoE
ENDOSULFAN II	0.011	U H	0.011	MDL	0.011	LOD	ug/L	UJ	StoE
ENDOSULFAN SULFATE	0.010	U H	0.010	MDL	0.010	LOD	ug/L	UJ	StoE
ENDRIN	0.010	U H	0.010	MDL	0.010	LOD	ug/L	UJ	StoE
ENDRIN ALDEHYDE	0.010	U H	0.010	MDL	0.010	LOD	ug/L	UJ	StoE
ENDRIN KETONE	0.0095	U H	0.0074	MDL	0.0095	LOD	ug/L	UJ	StoE
gamma-BHC (Lindane)	0.0095	U H	0.0061	MDL	0.0095	LOD	ug/L	UJ	StoE
GAMMA-CHLORDANE	0.011	U H	0.011	MDL	0.011	LOD	ug/L	UJ	StoE
HEPTACHLOR	0.0095	U H	0.0076	MDL	0.0095	LOD	ug/L	UJ	StoE
HEPTACHLOR EPOXIDE	0.0095	U H	0.0068	MDL	0.0095	LOD	ug/L	UJ	StoE
METHOXYCHLOR	0.030	U H	0.030	MDL	0.030	LOD	ug/L	UJ	StoE
TOXAPHENE	0.48	U H	0.30	MDL	0.48	LOD	ug/L	UJ	StoE

Sample ID: FWGFWGMW-DUP4-0142-GWRE **Collected:** 7/25/2012 10:37:00 **Analysis Type:** RE-BASE/NEUTRAL **Dilution:** 1

Analyte	Lab Result	Lab Qual	DL	DL Type	RL	RL Type	Units	Data Review Qual	Reason Code
4,4'-DDD	0.0095	U H	0.0091	MDL	0.0095	LOD	ug/L	UJ	StoE
4,4'-DDE	0.0095	U H	0.0092	MDL	0.0095	LOD	ug/L	UJ	StoE
4,4'-DDT	0.029	U H	0.015	MDL	0.029	LOD	ug/L	UJ	StoE
ALDRIN	0.0095	U H	0.0078	MDL	0.0095	LOD	ug/L	UJ	StoE
ALPHA-BHC	0.0095	U H	0.0067	MDL	0.0095	LOD	ug/L	UJ	StoE
ALPHA-CHLORDANE	0.013	U H	0.013	MDL	0.013	LOD	ug/L	UJ	StoE
BETA-BHC	0.0095	U H	0.0080	MDL	0.0095	LOD	ug/L	UJ	StoE
DELTA-BHC	0.0095	U H	0.0083	MDL	0.0095	LOD	ug/L	UJ	StoE
DIELDRIN	0.0095	U H	0.0071	MDL	0.0095	LOD	ug/L	UJ	StoE
ENDOSULFAN I	0.012	U H	0.012	MDL	0.012	LOD	ug/L	UJ	StoE
ENDOSULFAN II	0.011	U H	0.011	MDL	0.011	LOD	ug/L	UJ	StoE

* denotes a non-reportable result

Project Name and Number: 030174.0016.0001.9.1 - RVAAP 66 (OH)

Data Qualifier Summary

Lab Reporting Batch ID: 240-13518-1 **Laboratory: TA CAN**

EDD Filename: 240-13518-1rev **eQAPP Name: RVAAP-66 2012**

Method Category: SVOA

Method: 8081A **Matrix:** AQ

Sample ID: FWGFWGMW-DUP4-0142-GWRE **Collected:** 7/25/2012 10:37:00 **Analysis Type:** RE-BASE/NEUTRAL **Dilution:** 1

Analyte	Lab Result	Lab Qual	DL	DL Type	RL	RL Type	Units	Data Review Qual	Reason Code
ENDOSULFAN SULFATE	0.010	U H	0.010	MDL	0.010	LOD	ug/L	UJ	StoE
ENDRIN	0.010	U H	0.010	MDL	0.010	LOD	ug/L	UJ	StoE
ENDRIN ALDEHYDE	0.010	U H	0.010	MDL	0.010	LOD	ug/L	UJ	StoE
ENDRIN KETONE	0.0095	U H	0.0074	MDL	0.0095	LOD	ug/L	UJ	StoE
gamma-BHC (Lindane)	0.0095	U H	0.0061	MDL	0.0095	LOD	ug/L	UJ	StoE
GAMMA-CHLORDANE	0.011	U H	0.011	MDL	0.011	LOD	ug/L	UJ	StoE
HEPTACHLOR	0.0095	U H	0.0076	MDL	0.0095	LOD	ug/L	UJ	StoE
HEPTACHLOR EPOXIDE	0.0095	U H	0.0068	MDL	0.0095	LOD	ug/L	UJ	StoE
METHOXYCHLOR	0.030	U H	0.030	MDL	0.030	LOD	ug/L	UJ	StoE
TOXAPHENE	0.48	U H	0.30	MDL	0.48	LOD	ug/L	UJ	StoE

Sample ID: FWGLL11MW-007C-0098-GWRE **Collected:** 7/25/2012 5:00:00 **Analysis Type:** RE-BASE/NEUTRAL **Dilution:** 1

Analyte	Lab Result	Lab Qual	DL	DL Type	RL	RL Type	Units	Data Review Qual	Reason Code
4,4'-DDD	0.0095	U H	0.0091	MDL	0.0095	LOD	ug/L	UJ	StoE
4,4'-DDE	0.0095	U H	0.0092	MDL	0.0095	LOD	ug/L	UJ	StoE
4,4'-DDT	0.029	U H	0.015	MDL	0.029	LOD	ug/L	UJ	StoE
ALDRIN	0.0095	U H	0.0078	MDL	0.0095	LOD	ug/L	UJ	StoE
ALPHA-BHC	0.0095	U H	0.0067	MDL	0.0095	LOD	ug/L	UJ	StoE
ALPHA-CHLORDANE	0.013	U H	0.013	MDL	0.013	LOD	ug/L	UJ	StoE
BETA-BHC	0.0095	U H	0.0080	MDL	0.0095	LOD	ug/L	UJ	StoE
DELTA-BHC	0.0095	U H	0.0083	MDL	0.0095	LOD	ug/L	UJ	StoE
DIELDRIN	0.0095	U H	0.0071	MDL	0.0095	LOD	ug/L	UJ	StoE
ENDOSULFAN I	0.012	U H	0.012	MDL	0.012	LOD	ug/L	UJ	StoE
ENDOSULFAN II	0.011	U H	0.011	MDL	0.011	LOD	ug/L	UJ	StoE
ENDOSULFAN SULFATE	0.010	U H	0.010	MDL	0.010	LOD	ug/L	UJ	StoE
ENDRIN	0.010	U H	0.010	MDL	0.010	LOD	ug/L	UJ	StoE
ENDRIN ALDEHYDE	0.010	U H	0.010	MDL	0.010	LOD	ug/L	UJ	StoE
ENDRIN KETONE	0.0095	U H	0.0074	MDL	0.0095	LOD	ug/L	UJ	StoE
gamma-BHC (Lindane)	0.0095	U H	0.0061	MDL	0.0095	LOD	ug/L	UJ	StoE
GAMMA-CHLORDANE	0.011	U H	0.011	MDL	0.011	LOD	ug/L	UJ	StoE
HEPTACHLOR	0.0095	U H	0.0076	MDL	0.0095	LOD	ug/L	UJ	StoE
HEPTACHLOR EPOXIDE	0.0095	U H	0.0068	MDL	0.0095	LOD	ug/L	UJ	StoE
METHOXYCHLOR	0.030	U H	0.030	MDL	0.030	LOD	ug/L	UJ	StoE

* denotes a non-reportable result

Project Name and Number: 030174.0016.0001.9.1 - RVAAP 66 (OH)

Data Qualifier Summary

Lab Reporting Batch ID: 240-13518-1 **Laboratory: TA CAN**

EDD Filename: 240-13518-1rev **eQAPP Name: RVAAP-66 2012**

Method Category: SVOA

Method: 8081A **Matrix:** AQ

Sample ID: FWGLL11MW-007C-0098-GWRE **Collected:** 7/25/2012 5:00:00 **Analysis Type:** RE-BASE/NEUTRAL **Dilution:** 1

Analyte	Lab Result	Lab Qual	DL	DL Type	RL	RL Type	Units	Data Review Qual	Reason Code
TOXAPHENE	0.48	U H	0.30	MDL	0.48	LOD	ug/L	UJ	StoE

Sample ID: FWGLL3MW-242C-0116-GWRE **Collected:** 7/25/2012 9:30:00 **Analysis Type:** RE-BASE/NEUTRAL **Dilution:** 1

Analyte	Lab Result	Lab Qual	DL	DL Type	RL	RL Type	Units	Data Review Qual	Reason Code
4,4'-DDD	0.0095	U H	0.0091	MDL	0.0095	LOD	ug/L	UJ	StoE
4,4'-DDE	0.0095	U H	0.0092	MDL	0.0095	LOD	ug/L	UJ	StoE
4,4'-DDT	0.029	U H	0.015	MDL	0.029	LOD	ug/L	UJ	StoE
ALDRIN	0.0095	U H	0.0078	MDL	0.0095	LOD	ug/L	UJ	StoE
ALPHA-BHC	0.0095	U H	0.0067	MDL	0.0095	LOD	ug/L	UJ	StoE
ALPHA-CHLORDANE	0.013	U H	0.013	MDL	0.013	LOD	ug/L	UJ	StoE
BETA-BHC	0.0095	U H	0.0080	MDL	0.0095	LOD	ug/L	UJ	StoE
DELTA-BHC	0.0095	U H	0.0083	MDL	0.0095	LOD	ug/L	UJ	StoE
DIELDRIN	0.0095	U H	0.0071	MDL	0.0095	LOD	ug/L	UJ	StoE
ENDOSULFAN I	0.012	U H	0.012	MDL	0.012	LOD	ug/L	UJ	StoE
ENDOSULFAN II	0.011	U H	0.011	MDL	0.011	LOD	ug/L	UJ	StoE
ENDOSULFAN SULFATE	0.010	U H	0.010	MDL	0.010	LOD	ug/L	UJ	StoE
ENDRIN	0.010	U H	0.010	MDL	0.010	LOD	ug/L	UJ	StoE
ENDRIN ALDEHYDE	0.010	U H	0.010	MDL	0.010	LOD	ug/L	UJ	StoE
ENDRIN KETONE	0.0095	U H	0.0074	MDL	0.0095	LOD	ug/L	UJ	StoE
gamma-BHC (Lindane)	0.0095	U H	0.0061	MDL	0.0095	LOD	ug/L	UJ	StoE
GAMMA-CHLORDANE	0.011	U H	0.011	MDL	0.011	LOD	ug/L	UJ	StoE
HEPTACHLOR	0.0095	U H	0.0076	MDL	0.0095	LOD	ug/L	UJ	StoE
HEPTACHLOR EPOXIDE	0.0095	U H	0.0068	MDL	0.0095	LOD	ug/L	UJ	StoE
METHOXYCHLOR	0.030	U H	0.030	MDL	0.030	LOD	ug/L	UJ	StoE
TOXAPHENE	0.48	U H	0.30	MDL	0.48	LOD	ug/L	UJ	StoE

Sample ID: FWGLL3MW-245-0118-GWRE **Collected:** 7/25/2012 1:20:00 **Analysis Type:** RE-BASE/NEUTRAL **Dilution:** 1

Analyte	Lab Result	Lab Qual	DL	DL Type	RL	RL Type	Units	Data Review Qual	Reason Code
4,4'-DDD	0.0095	U H	0.0091	MDL	0.0095	LOD	ug/L	UJ	StoE
4,4'-DDE	0.0095	U H	0.0092	MDL	0.0095	LOD	ug/L	UJ	StoE
4,4'-DDT	0.029	U H	0.015	MDL	0.029	LOD	ug/L	UJ	StoE
ALDRIN	0.0095	U H	0.0078	MDL	0.0095	LOD	ug/L	UJ	StoE
ALPHA-BHC	0.0095	U H	0.0067	MDL	0.0095	LOD	ug/L	UJ	StoE

* denotes a non-reportable result

Project Name and Number: 030174.0016.0001.9.1 - RVAAP 66 (OH)

Data Qualifier Summary

Lab Reporting Batch ID: 240-13518-1 **Laboratory: TA CAN**

EDD Filename: 240-13518-1rev **eQAPP Name: RVAAP-66 2012**

Method Category: SVOA

Method: 8081A **Matrix:** AQ

Sample ID: FWGLL3MW-245-0118-GWRE **Collected:** 7/25/2012 1:20:00 **Analysis Type:** RE **Dilution:** 1

Analyte	Lab Result	Lab Qual	DL	DL Type	RL	RL Type	Units	Data Review Qual	Reason Code
ALPHA-CHLORDANE	0.013	U H	0.013	MDL	0.013	LOD	ug/L	UJ	StoE
BETA-BHC	0.0095	U H	0.0080	MDL	0.0095	LOD	ug/L	UJ	StoE
DELTA-BHC	0.0095	U H	0.0083	MDL	0.0095	LOD	ug/L	UJ	StoE
DIELDRIN	0.0095	U H	0.0071	MDL	0.0095	LOD	ug/L	UJ	StoE
ENDOSULFAN I	0.012	U H	0.012	MDL	0.012	LOD	ug/L	UJ	StoE
ENDOSULFAN II	0.011	U H	0.011	MDL	0.011	LOD	ug/L	UJ	StoE
ENDOSULFAN SULFATE	0.010	U H	0.010	MDL	0.010	LOD	ug/L	UJ	StoE
ENDRIN	0.010	U H	0.010	MDL	0.010	LOD	ug/L	UJ	StoE
ENDRIN ALDEHYDE	0.010	U H	0.010	MDL	0.010	LOD	ug/L	UJ	StoE
ENDRIN KETONE	0.0095	U H	0.0074	MDL	0.0095	LOD	ug/L	UJ	StoE
gamma-BHC (Lindane)	0.0095	U H	0.0061	MDL	0.0095	LOD	ug/L	UJ	StoE
GAMMA-CHLORDANE	0.011	U H	0.011	MDL	0.011	LOD	ug/L	UJ	StoE
HEPTACHLOR	0.0095	U H	0.0076	MDL	0.0095	LOD	ug/L	UJ	StoE
HEPTACHLOR EPOXIDE	0.0095	U H	0.0068	MDL	0.0095	LOD	ug/L	UJ	StoE
METHOXYCHLOR	0.030	U H	0.030	MDL	0.030	LOD	ug/L	UJ	StoE
TOXAPHENE	0.48	U H	0.30	MDL	0.48	LOD	ug/L	UJ	StoE

Sample ID: FWGLL3MW-DUP6-0144-GWRE **Collected:** 7/25/2012 2:20:00 **Analysis Type:** RE-BASE/NEUTRAL **Dilution:** 1

Analyte	Lab Result	Lab Qual	DL	DL Type	RL	RL Type	Units	Data Review Qual	Reason Code
4,4'-DDD	0.0095	U H	0.0091	MDL	0.0095	LOD	ug/L	UJ	StoE
4,4'-DDE	0.0095	U H	0.0092	MDL	0.0095	LOD	ug/L	UJ	StoE
4,4'-DDT	0.029	U H	0.015	MDL	0.029	LOD	ug/L	UJ	StoE
ALDRIN	0.0095	U H	0.0078	MDL	0.0095	LOD	ug/L	UJ	StoE
ALPHA-BHC	0.0095	U H	0.0067	MDL	0.0095	LOD	ug/L	UJ	StoE
ALPHA-CHLORDANE	0.013	U H	0.013	MDL	0.013	LOD	ug/L	UJ	StoE
BETA-BHC	0.0095	U H	0.0080	MDL	0.0095	LOD	ug/L	UJ	StoE
DELTA-BHC	0.0095	U H	0.0083	MDL	0.0095	LOD	ug/L	UJ	StoE
DIELDRIN	0.0095	U H	0.0071	MDL	0.0095	LOD	ug/L	UJ	StoE
ENDOSULFAN I	0.012	U H	0.012	MDL	0.012	LOD	ug/L	UJ	StoE
ENDOSULFAN II	0.011	U H	0.011	MDL	0.011	LOD	ug/L	UJ	StoE
ENDOSULFAN SULFATE	0.010	U H	0.010	MDL	0.010	LOD	ug/L	UJ	StoE
ENDRIN	0.010	U H	0.010	MDL	0.010	LOD	ug/L	UJ	StoE
ENDRIN ALDEHYDE	0.010	U H	0.010	MDL	0.010	LOD	ug/L	UJ	StoE

* denotes a non-reportable result

Project Name and Number: 030174.0016.0001.9.1 - RVAAP 66 (OH)

Data Qualifier Summary

Lab Reporting Batch ID: 240-13518-1 **Laboratory: TA CAN**

EDD Filename: 240-13518-1rev **eQAPP Name: RVAAP-66 2012**

Method Category: SVOA

Method: 8081A **Matrix:** AQ

Sample ID: FWGLL3MW-DUP6-0144-GWRE **Collected:** 7/25/2012 2:20:00 **Analysis Type:** RE-BASE/NEUTRAL **Dilution:** 1

Analyte	Lab Result	Lab Qual	DL	DL Type	RL	RL Type	Units	Data Review Qual	Reason Code
ENDRIN KETONE	0.0095	U H	0.0074	MDL	0.0095	LOD	ug/L	UJ	StoE
gamma-BHC (Lindane)	0.0095	U H	0.0061	MDL	0.0095	LOD	ug/L	UJ	StoE
GAMMA-CHLORDANE	0.011	U H	0.011	MDL	0.011	LOD	ug/L	UJ	StoE
HEPTACHLOR	0.0095	U H	0.0076	MDL	0.0095	LOD	ug/L	UJ	StoE
HEPTACHLOR EPOXIDE	0.0095	U H	0.0068	MDL	0.0095	LOD	ug/L	UJ	StoE
METHOXYCHLOR	0.030	U H	0.030	MDL	0.030	LOD	ug/L	UJ	StoE
TOXAPHENE	0.48	U H	0.30	MDL	0.48	LOD	ug/L	UJ	StoE

Sample ID: FWGLL6MW-008-0123-GWRE **Collected:** 7/25/2012 3:19:00 **Analysis Type:** RE-BASE/NEUTRAL **Dilution:** 1

Analyte	Lab Result	Lab Qual	DL	DL Type	RL	RL Type	Units	Data Review Qual	Reason Code
4,4'-DDD	0.0095	U H	0.0091	MDL	0.0095	LOD	ug/L	UJ	StoE, ProfJudg
4,4'-DDE	0.0095	U H	0.0092	MDL	0.0095	LOD	ug/L	UJ	StoE
4,4'-DDT	0.029	U H	0.015	MDL	0.029	LOD	ug/L	UJ	StoE
ALDRIN	0.0095	U H	0.0078	MDL	0.0095	LOD	ug/L	UJ	StoE
ALPHA-BHC	0.0095	U H	0.0067	MDL	0.0095	LOD	ug/L	UJ	StoE
ALPHA-CHLORDANE	0.013	U H	0.013	MDL	0.013	LOD	ug/L	UJ	StoE
BETA-BHC	0.0095	U H	0.0080	MDL	0.0095	LOD	ug/L	UJ	StoE
DELTA-BHC	0.0095	U H	0.0083	MDL	0.0095	LOD	ug/L	UJ	StoE
DIELDRIN	0.0095	U H	0.0071	MDL	0.0095	LOD	ug/L	UJ	StoE
ENDOSULFAN I	0.012	U H	0.012	MDL	0.012	LOD	ug/L	UJ	StoE
ENDOSULFAN II	0.011	U H	0.011	MDL	0.011	LOD	ug/L	UJ	StoE
ENDOSULFAN SULFATE	0.010	U H	0.010	MDL	0.010	LOD	ug/L	UJ	StoE
ENDRIN	0.010	U H	0.010	MDL	0.010	LOD	ug/L	UJ	StoE
ENDRIN ALDEHYDE	0.010	U H	0.010	MDL	0.010	LOD	ug/L	UJ	StoE
ENDRIN KETONE	0.0095	U H	0.0074	MDL	0.0095	LOD	ug/L	UJ	StoE
gamma-BHC (Lindane)	0.0095	U H	0.0061	MDL	0.0095	LOD	ug/L	UJ	StoE
GAMMA-CHLORDANE	0.011	U H	0.011	MDL	0.011	LOD	ug/L	UJ	StoE
HEPTACHLOR	0.0095	U H	0.0076	MDL	0.0095	LOD	ug/L	UJ	StoE
HEPTACHLOR EPOXIDE	0.0095	U H	0.0068	MDL	0.0095	LOD	ug/L	UJ	StoE
METHOXYCHLOR	0.030	U H	0.030	MDL	0.030	LOD	ug/L	UJ	StoE
TOXAPHENE	0.48	U H	0.30	MDL	0.48	LOD	ug/L	UJ	StoE

* denotes a non-reportable result

Data Qualifier Summary

Lab Reporting Batch ID: 240-13518-1 **Laboratory: TA CAN**

EDD Filename: 240-13518-1rev **eQAPP Name: RVAAP-66 2012**

Method Category: SVOA

Method: 8081A **Matrix:** AQ

Sample ID: FWGLL6MW-009-0124-GWRE **Collected:** 7/25/2012 2:19:00 **Analysis Type:** RE-BASE/NEUTRAL **Dilution:** 1

Analyte	Lab Result	Lab Qual	DL	DL Type	RL	RL Type	Units	Data Review Qual	Reason Code
4,4'-DDD	0.010	U H	0.0096	MDL	0.010	LOD	ug/L	UJ	StoE, ProfJudg
4,4'-DDE	0.010	U H	0.0097	MDL	0.010	LOD	ug/L	UJ	StoE
4,4'-DDT	0.030	U H	0.016	MDL	0.030	LOD	ug/L	UJ	StoE
ALDRIN	0.010	U H	0.0082	MDL	0.010	LOD	ug/L	UJ	StoE
ALPHA-BHC	0.010	U H	0.0070	MDL	0.010	LOD	ug/L	UJ	StoE
ALPHA-CHLORDANE	0.014	U H	0.014	MDL	0.014	LOD	ug/L	UJ	StoE
BETA-BHC	0.010	U H	0.0084	MDL	0.010	LOD	ug/L	UJ	StoE
DELTA-BHC	0.010	U H	0.0087	MDL	0.010	LOD	ug/L	UJ	StoE
DIELDRIN	0.010	U H	0.0075	MDL	0.010	LOD	ug/L	UJ	StoE
ENDOSULFAN I	0.013	U H	0.013	MDL	0.013	LOD	ug/L	UJ	StoE
ENDOSULFAN II	0.012	U H	0.012	MDL	0.012	LOD	ug/L	UJ	StoE
ENDOSULFAN SULFATE	0.011	U H	0.011	MDL	0.011	LOD	ug/L	UJ	StoE
ENDRIN	0.011	U H	0.011	MDL	0.011	LOD	ug/L	UJ	StoE
ENDRIN ALDEHYDE	0.011	U H	0.011	MDL	0.011	LOD	ug/L	UJ	StoE
ENDRIN KETONE	0.010	U H	0.0078	MDL	0.010	LOD	ug/L	UJ	StoE
gamma-BHC (Lindane)	0.010	U H	0.0064	MDL	0.010	LOD	ug/L	UJ	StoE
GAMMA-CHLORDANE	0.012	U H	0.012	MDL	0.012	LOD	ug/L	UJ	StoE
HEPTACHLOR	0.010	U H	0.0080	MDL	0.010	LOD	ug/L	UJ	StoE
HEPTACHLOR EPOXIDE	0.010	U H	0.0071	MDL	0.010	LOD	ug/L	UJ	StoE
METHOXYCHLOR	0.032	U H	0.032	MDL	0.032	LOD	ug/L	UJ	StoE
TOXAPHENE	0.50	U H	0.32	MDL	0.50	LOD	ug/L	UJ	StoE

Sample ID: FWGNTAMW-119-0126-GWRE **Collected:** 7/25/2012 10:42:00 **Analysis Type:** RE-BASE/NEUTRAL **Dilution:** 1

Analyte	Lab Result	Lab Qual	DL	DL Type	RL	RL Type	Units	Data Review Qual	Reason Code
4,4'-DDD	0.010	U H	0.0098	MDL	0.010	LOD	ug/L	UJ	StoE
4,4'-DDE	0.010	U H	0.0099	MDL	0.010	LOD	ug/L	UJ	StoE
4,4'-DDT	0.031	U H	0.016	MDL	0.031	LOD	ug/L	UJ	StoE
ALDRIN	0.010	U H	0.0084	MDL	0.010	LOD	ug/L	UJ	StoE
ALPHA-BHC	0.010	U H	0.0071	MDL	0.010	LOD	ug/L	UJ	StoE
ALPHA-CHLORDANE	0.014	U H	0.014	MDL	0.014	LOD	ug/L	UJ	StoE
BETA-BHC	0.010	U H	0.0086	MDL	0.010	LOD	ug/L	UJ	StoE
DELTA-BHC	0.010	U H	0.0089	MDL	0.010	LOD	ug/L	UJ	StoE
DIELDRIN	0.010	U H	0.0077	MDL	0.010	LOD	ug/L	UJ	StoE

* denotes a non-reportable result

Project Name and Number: 030174.0016.0001.9.1 - RVAAP 66 (OH)

Data Qualifier Summary

Lab Reporting Batch ID: 240-13518-1 **Laboratory: TA CAN**

EDD Filename: 240-13518-1rev **eQAPP Name: RVAAP-66 2012**

Method Category: SVOA

Method: 8081A **Matrix: AQ**

Sample ID: FWGNTAMW-119-0126-GWRE **Collected:** 7/25/2012 10:42:00 **Analysis Type:** RE-BASE/NEUTRAL **Dilution:** 1

Analyte	Lab Result	Lab Qual	DL	DL Type	RL	RL Type	Units	Data Review Qual	Reason Code
ENDOSULFAN I	0.013	U H	0.013	MDL	0.013	LOD	ug/L	UJ	StoE
ENDOSULFAN II	0.012	U H	0.012	MDL	0.012	LOD	ug/L	UJ	StoE
ENDOSULFAN SULFATE	0.011	U H	0.011	MDL	0.011	LOD	ug/L	UJ	StoE
ENDRIN	0.011	U H	0.011	MDL	0.011	LOD	ug/L	UJ	StoE
ENDRIN ALDEHYDE	0.011	U H	0.011	MDL	0.011	LOD	ug/L	UJ	StoE
ENDRIN KETONE	0.010	U H	0.0080	MDL	0.010	LOD	ug/L	UJ	StoE
gamma-BHC (Lindane)	0.010	U H	0.0065	MDL	0.010	LOD	ug/L	UJ	StoE
GAMMA-CHLORDANE	0.012	U H	0.012	MDL	0.012	LOD	ug/L	UJ	StoE
HEPTACHLOR	0.010	U H	0.0082	MDL	0.010	LOD	ug/L	UJ	StoE
HEPTACHLOR EPOXIDE	0.010	U H	0.0072	MDL	0.010	LOD	ug/L	UJ	StoE
METHOXYCHLOR	0.033	U H	0.033	MDL	0.033	LOD	ug/L	UJ	StoE
TOXAPHENE	0.51	U H	0.33	MDL	0.51	LOD	ug/L	UJ	StoE

Method Category: SVOA

Method: 8082 **Matrix: AQ**

Sample ID: FWGB12MW-013-0067-GW **Collected:** 7/25/2012 11:30:00 **Analysis Type:** RES-BASE/NEUTRAL **Dilution:** 1

Analyte	Lab Result	Lab Qual	DL	DL Type	RL	RL Type	Units	Data Review Qual	Reason Code
AROCLOR 1016	0.19	U H	0.16	MDL	0.19	LOD	ug/L	UJ	StoE, Surr
AROCLOR 1221	0.19	U H	0.12	MDL	0.19	LOD	ug/L	UJ	StoE, Surr
AROCLOR 1232	0.19	U H	0.15	MDL	0.19	LOD	ug/L	UJ	StoE, Surr
AROCLOR 1242	0.38	U H	0.21	MDL	0.38	LOD	ug/L	UJ	StoE, Surr
AROCLOR 1248	0.19	U H	0.095	MDL	0.19	LOD	ug/L	UJ	StoE, Surr
AROCLOR 1254	0.19	U H	0.15	MDL	0.19	LOD	ug/L	UJ	StoE, Surr
AROCLOR 1260	0.19	U H	0.16	MDL	0.19	LOD	ug/L	UJ	StoE, Surr

Sample ID: FWGFWGMW-001-0081-GW **Collected:** 7/25/2012 12:03:00 **Analysis Type:** RES-BASE/NEUTRAL **Dilution:** 1

Analyte	Lab Result	Lab Qual	DL	DL Type	RL	RL Type	Units	Data Review Qual	Reason Code
AROCLOR 1016	0.19	U H	0.16	MDL	0.19	LOD	ug/L	UJ	StoE
AROCLOR 1221	0.19	U H	0.12	MDL	0.19	LOD	ug/L	UJ	StoE
AROCLOR 1232	0.19	U H	0.15	MDL	0.19	LOD	ug/L	UJ	StoE
AROCLOR 1242	0.38	U H	0.21	MDL	0.38	LOD	ug/L	UJ	StoE

* denotes a non-reportable result

Project Name and Number: 030174.0016.0001.9.1 - RVAAP 66 (OH)

Data Qualifier Summary

Lab Reporting Batch ID: 240-13518-1 **Laboratory: TA CAN**

EDD Filename: 240-13518-1rev **eQAPP Name: RVAAP-66 2012**

Method Category: SVOA

Method: 8082 **Matrix:** AQ

Sample ID: FWGFWGMW-001-0081-GW **Collected:** 7/25/2012 12:03:00 **Analysis Type:** RES-BASE/NEUTRAL **Dilution:** 1

Analyte	Lab Result	Lab Qual	DL	DL Type	RL	RL Type	Units	Data Review Qual	Reason Code
AROCLOR 1248	0.19	U H	0.095	MDL	0.19	LOD	ug/L	UJ	StoE
AROCLOR 1254	0.19	U H	0.15	MDL	0.19	LOD	ug/L	UJ	StoE
AROCLOR 1260	0.19	U H	0.16	MDL	0.19	LOD	ug/L	UJ	StoE

Sample ID: FWGFWGMW-002-0082-GW **Collected:** 7/25/2012 10:29:00 **Analysis Type:** RES-BASE/NEUTRAL **Dilution:** 1

Analyte	Lab Result	Lab Qual	DL	DL Type	RL	RL Type	Units	Data Review Qual	Reason Code
AROCLOR 1016	0.19	U	0.16	MDL	0.19	LOD	ug/L	UJ	Surr
AROCLOR 1221	0.19	U	0.12	MDL	0.19	LOD	ug/L	UJ	Surr
AROCLOR 1232	0.19	U	0.15	MDL	0.19	LOD	ug/L	UJ	Surr
AROCLOR 1242	0.38	U	0.21	MDL	0.38	LOD	ug/L	UJ	Surr
AROCLOR 1248	0.19	U	0.095	MDL	0.19	LOD	ug/L	UJ	Surr
AROCLOR 1254	0.19	U	0.15	MDL	0.19	LOD	ug/L	UJ	Surr
AROCLOR 1260	0.19	U	0.16	MDL	0.19	LOD	ug/L	UJ	Surr

Sample ID: FWGFWGMW-003-0083-GW **Collected:** 7/25/2012 12:12:00 **Analysis Type:** RES-BASE/NEUTRAL **Dilution:** 1

Analyte	Lab Result	Lab Qual	DL	DL Type	RL	RL Type	Units	Data Review Qual	Reason Code
AROCLOR 1016	0.20	U	0.17	MDL	0.20	LOD	ug/L	UJ	Surr
AROCLOR 1221	0.20	U	0.13	MDL	0.20	LOD	ug/L	UJ	Surr
AROCLOR 1232	0.20	U	0.16	MDL	0.20	LOD	ug/L	UJ	Surr
AROCLOR 1242	0.41	U	0.22	MDL	0.41	LOD	ug/L	UJ	Surr
AROCLOR 1248	0.20	U	0.10	MDL	0.20	LOD	ug/L	UJ	Surr
AROCLOR 1254	0.20	U	0.16	MDL	0.20	LOD	ug/L	UJ	Surr
AROCLOR 1260	0.20	U	0.17	MDL	0.20	LOD	ug/L	UJ	Surr

Sample ID: FWGFWGMW-004-0084-GW **Collected:** 7/25/2012 4:21:00 **Analysis Type:** RES-BASE/NEUTRAL **Dilution:** 1

Analyte	Lab Result	Lab Qual	DL	DL Type	RL	RL Type	Units	Data Review Qual	Reason Code
AROCLOR 1016	0.19	U	0.16	MDL	0.19	LOD	ug/L	UJ	Surr
AROCLOR 1221	0.19	U	0.12	MDL	0.19	LOD	ug/L	UJ	Surr
AROCLOR 1232	0.19	U	0.15	MDL	0.19	LOD	ug/L	UJ	Surr
AROCLOR 1242	0.38	U	0.21	MDL	0.38	LOD	ug/L	UJ	Surr
AROCLOR 1248	0.19	U	0.095	MDL	0.19	LOD	ug/L	UJ	Surr
AROCLOR 1254	0.19	U	0.15	MDL	0.19	LOD	ug/L	UJ	Surr

* denotes a non-reportable result

Project Name and Number: 030174.0016.0001.9.1 - RVAAP 66 (OH)

Data Qualifier Summary

Lab Reporting Batch ID: 240-13518-1 **Laboratory: TA CAN**

EDD Filename: 240-13518-1rev **eQAPP Name: RVAAP-66 2012**

Method Category: SVOA

Method: 8082 **Matrix:** AQ

Sample ID: FWGFWGMW-004-0084-GW **Collected:** 7/25/2012 4:21:00 **Analysis Type:** RES-BASE/NEUTRAL **Dilution:** 1

Analyte	Lab Result	Lab Qual	DL	DL Type	RL	RL Type	Units	Data Review Qual	Reason Code
AROCLOR 1260	0.19	U	0.16	MDL	0.19	LOD	ug/L	UJ	Surr

Sample ID: FWGFWGMW-005-0085-GW **Collected:** 7/25/2012 9:37:00 **Analysis Type:** RES-BASE/NEUTRAL **Dilution:** 1

Analyte	Lab Result	Lab Qual	DL	DL Type	RL	RL Type	Units	Data Review Qual	Reason Code
AROCLOR 1016	0.19	U	0.16	MDL	0.19	LOD	ug/L	UJ	Surr
AROCLOR 1221	0.19	U	0.12	MDL	0.19	LOD	ug/L	UJ	Surr
AROCLOR 1232	0.19	U	0.15	MDL	0.19	LOD	ug/L	UJ	Surr
AROCLOR 1242	0.38	U	0.21	MDL	0.38	LOD	ug/L	UJ	Surr
AROCLOR 1248	0.19	U	0.095	MDL	0.19	LOD	ug/L	UJ	Surr
AROCLOR 1254	0.19	U	0.15	MDL	0.19	LOD	ug/L	UJ	Surr
AROCLOR 1260	0.19	U	0.16	MDL	0.19	LOD	ug/L	UJ	Surr

Sample ID: FWGFWGMW-008-0088-GW **Collected:** 7/25/2012 1:01:00 **Analysis Type:** RES-BASE/NEUTRAL **Dilution:** 1

Analyte	Lab Result	Lab Qual	DL	DL Type	RL	RL Type	Units	Data Review Qual	Reason Code
AROCLOR 1016	0.19	U	0.16	MDL	0.19	LOD	ug/L	UJ	Surr
AROCLOR 1221	0.19	U	0.12	MDL	0.19	LOD	ug/L	UJ	Surr
AROCLOR 1232	0.19	U	0.15	MDL	0.19	LOD	ug/L	UJ	Surr
AROCLOR 1242	0.38	U	0.21	MDL	0.38	LOD	ug/L	UJ	Surr
AROCLOR 1248	0.19	U	0.095	MDL	0.19	LOD	ug/L	UJ	Surr
AROCLOR 1254	0.19	U	0.15	MDL	0.19	LOD	ug/L	UJ	Surr
AROCLOR 1260	0.19	U	0.16	MDL	0.19	LOD	ug/L	UJ	Surr

Sample ID: FWGFWGMW-009-0089-GW **Collected:** 7/25/2012 11:41:00 **Analysis Type:** RES-BASE/NEUTRAL **Dilution:** 1

Analyte	Lab Result	Lab Qual	DL	DL Type	RL	RL Type	Units	Data Review Qual	Reason Code
AROCLOR 1016	0.19	U	0.16	MDL	0.19	LOD	ug/L	UJ	Surr
AROCLOR 1221	0.19	U	0.12	MDL	0.19	LOD	ug/L	UJ	Surr
AROCLOR 1232	0.19	U	0.15	MDL	0.19	LOD	ug/L	UJ	Surr
AROCLOR 1242	0.38	U	0.21	MDL	0.38	LOD	ug/L	UJ	Surr
AROCLOR 1248	0.19	U	0.095	MDL	0.19	LOD	ug/L	UJ	Surr
AROCLOR 1254	0.19	U	0.15	MDL	0.19	LOD	ug/L	UJ	Surr
AROCLOR 1260	0.19	U	0.16	MDL	0.19	LOD	ug/L	UJ	Surr

* denotes a non-reportable result

Project Name and Number: 030174.0016.0001.9.1 - RVAAP 66 (OH)

Data Qualifier Summary

Lab Reporting Batch ID: 240-13518-1 **Laboratory: TA CAN**

EDD Filename: 240-13518-1rev **eQAPP Name: RVAAP-66 2012**

Method Category: SVOA

Method: 8082 **Matrix:** AQ

Sample ID: FWGFWGMW-015-0095-GW **Collected:** 7/25/2012 2:18:00 **Analysis Type:** RES-BASE/NEUTRAL **Dilution:** 1

Analyte	Lab Result	Lab Qual	DL	DL Type	RL	RL Type	Units	Data Review Qual	Reason Code
AROCLOR 1016	0.21	U	0.18	MDL	0.21	LOD	ug/L	UJ	Surr
AROCLOR 1221	0.21	U	0.14	MDL	0.21	LOD	ug/L	UJ	Surr
AROCLOR 1232	0.21	U	0.17	MDL	0.21	LOD	ug/L	UJ	Surr
AROCLOR 1242	0.43	U	0.23	MDL	0.43	LOD	ug/L	UJ	Surr
AROCLOR 1248	0.21	U	0.11	MDL	0.21	LOD	ug/L	UJ	Surr
AROCLOR 1254	0.21	U	0.17	MDL	0.21	LOD	ug/L	UJ	Surr
AROCLOR 1260	0.21	U	0.18	MDL	0.21	LOD	ug/L	UJ	Surr

Sample ID: FWGLL6MW-008-0123-GW **Collected:** 7/25/2012 3:19:00 **Analysis Type:** RES-BASE/NEUTRAL **Dilution:** 1

Analyte	Lab Result	Lab Qual	DL	DL Type	RL	RL Type	Units	Data Review Qual	Reason Code
AROCLOR 1016	0.19	U H	0.16	MDL	0.19	LOD	ug/L	UJ	StoE
AROCLOR 1221	0.19	U H	0.12	MDL	0.19	LOD	ug/L	UJ	StoE
AROCLOR 1232	0.19	U H	0.15	MDL	0.19	LOD	ug/L	UJ	StoE
AROCLOR 1242	0.38	U H	0.21	MDL	0.38	LOD	ug/L	UJ	StoE
AROCLOR 1248	0.19	U H	0.095	MDL	0.19	LOD	ug/L	UJ	StoE
AROCLOR 1254	0.19	U H	0.15	MDL	0.19	LOD	ug/L	UJ	StoE
AROCLOR 1260	0.19	U H	0.16	MDL	0.19	LOD	ug/L	UJ	StoE

Sample ID: FWGLL6MW-009-0124-GW **Collected:** 7/25/2012 2:19:00 **Analysis Type:** RES-BASE/NEUTRAL **Dilution:** 1

Analyte	Lab Result	Lab Qual	DL	DL Type	RL	RL Type	Units	Data Review Qual	Reason Code
AROCLOR 1016	0.20	U H	0.17	MDL	0.20	LOD	ug/L	UJ	StoE
AROCLOR 1221	0.20	U H	0.13	MDL	0.20	LOD	ug/L	UJ	StoE
AROCLOR 1232	0.20	U H	0.16	MDL	0.20	LOD	ug/L	UJ	StoE
AROCLOR 1242	0.40	U H	0.22	MDL	0.40	LOD	ug/L	UJ	StoE
AROCLOR 1248	0.20	U H	0.10	MDL	0.20	LOD	ug/L	UJ	StoE
AROCLOR 1254	0.20	U H	0.16	MDL	0.20	LOD	ug/L	UJ	StoE
AROCLOR 1260	0.20	U H	0.17	MDL	0.20	LOD	ug/L	UJ	StoE

Sample ID: FWGNTAMW-109C-0125-GW **Collected:** 7/25/2012 10:08:00 **Analysis Type:** RES-BASE/NEUTRAL **Dilution:** 1

Analyte	Lab Result	Lab Qual	DL	DL Type	RL	RL Type	Units	Data Review Qual	Reason Code
AROCLOR 1016	0.22	U H	0.19	MDL	0.22	LOD	ug/L	UJ	StoE
AROCLOR 1221	0.22	U H	0.14	MDL	0.22	LOD	ug/L	UJ	StoE

* denotes a non-reportable result

Project Name and Number: 030174.0016.0001.9.1 - RVAAP 66 (OH)

Data Qualifier Summary

Lab Reporting Batch ID: 240-13518-1 **Laboratory: TA CAN**

EDD Filename: 240-13518-1rev **eQAPP Name: RVAAP-66 2012**

Method Category: SVOA

Method: 8082 **Matrix: AQ**

Sample ID: FWGNTAMW-109C-0125-GW **Collected:** 7/25/2012 10:08:00 **Analysis Type:** RES-BASE/NEUTRAL **Dilution:** 1

Analyte	Lab Result	Lab Qual	DL	DL Type	RL	RL Type	Units	Data Review Qual	Reason Code
AROCLOR 1232	0.22	U H	0.18	MDL	0.22	LOD	ug/L	UJ	StoE
AROCLOR 1242	0.44	U H	0.24	MDL	0.44	LOD	ug/L	UJ	StoE
AROCLOR 1248	0.22	U H	0.11	MDL	0.22	LOD	ug/L	UJ	StoE
AROCLOR 1254	0.22	U H	0.18	MDL	0.22	LOD	ug/L	UJ	StoE
AROCLOR 1260	0.22	U H	0.19	MDL	0.22	LOD	ug/L	UJ	StoE

Method Category: VOA

Method: 8260B **Matrix: AQ**

Sample ID: FWG TEAM #1-TRIP **Collected:** 7/25/2012 8:00:00 **Analysis Type:** RES **Dilution:** 1

Analyte	Lab Result	Lab Qual	DL	DL Type	RL	RL Type	Units	Data Review Qual	Reason Code
ACETONE	1.3	J	1.1	MDL	1.1	LOD	ug/L	J	ProfJudg, Ccv
CHLOROETHANE	0.50	U	0.29	MDL	0.50	LOD	ug/L	UJ	ProfJudg
METHYLENE CHLORIDE	0.48	J B	0.33	MDL	0.50	LOD	ug/L	UJ	Mb, Ccv

Sample ID: FWG TEAM 2 - TRIP **Collected:** 7/25/2012 8:00:00 **Analysis Type:** RES **Dilution:** 1

Analyte	Lab Result	Lab Qual	DL	DL Type	RL	RL Type	Units	Data Review Qual	Reason Code
ACETONE	4.8	J	1.1	MDL	1.1	LOD	ug/L	J	ProfJudg, Ccv
CHLOROETHANE	0.50	U	0.29	MDL	0.50	LOD	ug/L	UJ	ProfJudg
METHYLENE CHLORIDE	1.0	B	0.33	MDL	0.50	LOD	ug/L	UJ	Mb, Ccv

Sample ID: FWG TEAM 3 - TRIP **Collected:** 7/25/2012 8:00:00 **Analysis Type:** RES **Dilution:** 1

Analyte	Lab Result	Lab Qual	DL	DL Type	RL	RL Type	Units	Data Review Qual	Reason Code
ACETONE	2.1	J	1.1	MDL	1.1	LOD	ug/L	J	ProfJudg, Ccv
CHLOROETHANE	0.50	U	0.29	MDL	0.50	LOD	ug/L	UJ	ProfJudg
METHYLENE CHLORIDE	0.94	J B	0.33	MDL	0.50	LOD	ug/L	UJ	Mb, Ccv

Sample ID: FWG TEAM 4 - TRIP **Collected:** 7/25/2012 8:00:00 **Analysis Type:** RES **Dilution:** 1

Analyte	Lab Result	Lab Qual	DL	DL Type	RL	RL Type	Units	Data Review Qual	Reason Code
ACETONE	1.8	J	1.1	MDL	1.1	LOD	ug/L	J	ProfJudg, Ccv
CHLOROETHANE	0.50	U	0.29	MDL	0.50	LOD	ug/L	UJ	ProfJudg

* denotes a non-reportable result

Project Name and Number: 030174.0016.0001.9.1 - RVAAP 66 (OH)

Data Qualifier Summary

Lab Reporting Batch ID: 240-13518-1 **Laboratory: TA CAN**

EDD Filename: 240-13518-1rev **eQAPP Name: RVAAP-66 2012**

Method Category: **VOA**

Method: **8260B** ***Matrix:*** **AQ**

Sample ID: **FWG TEAM 4 - TRIP** ***Collected:*** **7/25/2012 8:00:00** ***Analysis Type:*** **RES** ***Dilution:*** **1**

Analyte	Lab Result	Lab Qual	DL	DL Type	RL	RL Type	Units	Data Review Qual	Reason Code
METHYLENE CHLORIDE	0.74	J B	0.33	MDL	0.50	LOD	ug/L	UJ	Mb, Ccv

Sample ID: **FWGB12MW-013-0067-GW** ***Collected:*** **7/25/2012 11:30:00** ***Analysis Type:*** **RES** ***Dilution:*** **1**

Analyte	Lab Result	Lab Qual	DL	DL Type	RL	RL Type	Units	Data Review Qual	Reason Code
ACETONE	1.1	J	1.1	MDL	1.1	LOD	ug/L	UJ	Tb, Eb, Ccv

Sample ID: **FWGBKGMW-021C-0069-GW** ***Collected:*** **7/25/2012 9:23:00** ***Analysis Type:*** **RES** ***Dilution:*** **1**

Analyte	Lab Result	Lab Qual	DL	DL Type	RL	RL Type	Units	Data Review Qual	Reason Code
ACETONE	1.1	U	1.1	MDL	1.1	LOD	ug/L	UJ	ProfJudg
CHLOROETHANE	0.50	U	0.29	MDL	0.50	LOD	ug/L	UJ	ProfJudg

Sample ID: **FWGEQUIPRINSE3-0156-GW** ***Collected:*** **7/25/2012 5:17:00** ***Analysis Type:*** **RES** ***Dilution:*** **1**

Analyte	Lab Result	Lab Qual	DL	DL Type	RL	RL Type	Units	Data Review Qual	Reason Code
ACETONE	3.9	J	1.1	MDL	1.1	LOD	ug/L	UJ	Tb, Ccv
CHLOROETHANE	0.50	U	0.29	MDL	0.50	LOD	ug/L	UJ	ProfJudg

Sample ID: **FWGFWGMW-001-0081-GW** ***Collected:*** **7/25/2012 12:03:00** ***Analysis Type:*** **RES** ***Dilution:*** **1**

Analyte	Lab Result	Lab Qual	DL	DL Type	RL	RL Type	Units	Data Review Qual	Reason Code
ACETONE	1.1	U	1.1	MDL	1.1	LOD	ug/L	UJ	ProfJudg
CHLOROETHANE	0.50	U	0.29	MDL	0.50	LOD	ug/L	UJ	ProfJudg

Sample ID: **FWGFWGMW-002-0082-GW** ***Collected:*** **7/25/2012 10:29:00** ***Analysis Type:*** **RES** ***Dilution:*** **1**

Analyte	Lab Result	Lab Qual	DL	DL Type	RL	RL Type	Units	Data Review Qual	Reason Code
ACETONE	1.1	J	1.1	MDL	1.1	LOD	ug/L	UJ	Tb, Eb, ProfJudg, Ccv
CARBON DISULFIDE	1.9		0.13	MDL	0.25	LOD	ug/L	J	Ccv
CHLOROETHANE	0.50	U	0.29	MDL	0.50	LOD	ug/L	UJ	ProfJudg

* denotes a non-reportable result

Project Name and Number: 030174.0016.0001.9.1 - RVAAP 66 (OH)

Data Qualifier Summary

Lab Reporting Batch ID: 240-13518-1 **Laboratory: TA CAN**

EDD Filename: 240-13518-1rev **eQAPP Name: RVAAP-66 2012**

Method Category: VOA

Method: 8260B **Matrix:** AQ

Sample ID: FWGFWGMW-003-0083-GW **Collected:** 7/25/2012 12:12:00 **Analysis Type:** RES **Dilution:** 1

Analyte	Lab Result	Lab Qual	DL	DL Type	RL	RL Type	Units	Data Review Qual	Reason Code
ACETONE	2.1	J	1.1	MDL	1.1	LOD	ug/L	UJ	Eb, ProfJudg, Ccv
CHLOROETHANE	0.50	U	0.29	MDL	0.50	LOD	ug/L	UJ	ProfJudg

Sample ID: FWGFWGMW-004-0084-GW **Collected:** 7/25/2012 4:21:00 **Analysis Type:** RES **Dilution:** 1

Analyte	Lab Result	Lab Qual	DL	DL Type	RL	RL Type	Units	Data Review Qual	Reason Code
ACETONE	1.3	J	1.1	MDL	1.1	LOD	ug/L	UJ	Mb, Tb, Eb, Ccv
O-XYLENE	0.25	U	0.14	MDL	0.25	LOD	ug/L	UJ	ProfJudg

Sample ID: FWGFWGMW-005-0085-GW **Collected:** 7/25/2012 9:37:00 **Analysis Type:** RES **Dilution:** 1

Analyte	Lab Result	Lab Qual	DL	DL Type	RL	RL Type	Units	Data Review Qual	Reason Code
ACETONE	1.1	U	1.1	MDL	1.1	LOD	ug/L	UJ	ProfJudg
CHLOROETHANE	0.50	U	0.29	MDL	0.50	LOD	ug/L	UJ	ProfJudg

Sample ID: FWGFWGMW-008-0088-GW **Collected:** 7/25/2012 1:01:00 **Analysis Type:** RES **Dilution:** 1

Analyte	Lab Result	Lab Qual	DL	DL Type	RL	RL Type	Units	Data Review Qual	Reason Code
ACETONE	1.3	J	1.1	MDL	1.1	LOD	ug/L	UJ	Mb, Tb, Eb, Ccv
BROMOMETHANE	0.50	U J	0.41	MDL	0.50	LOD	ug/L	UJ	Ms
CHLOROETHANE	0.50	U J	0.29	MDL	0.50	LOD	ug/L	UJ	Ms, Ms
O-XYLENE	0.25	U	0.14	MDL	0.25	LOD	ug/L	UJ	ProfJudg

Sample ID: FWGFWGMW-009-0089-GW **Collected:** 7/25/2012 11:41:00 **Analysis Type:** RES **Dilution:** 1

Analyte	Lab Result	Lab Qual	DL	DL Type	RL	RL Type	Units	Data Review Qual	Reason Code
ACETONE	1.1	U	1.1	MDL	1.1	LOD	ug/L	UJ	ProfJudg
CHLOROETHANE	0.50	U	0.29	MDL	0.50	LOD	ug/L	UJ	ProfJudg

Sample ID: FWGFWGMW-013-0093-GW **Collected:** 7/25/2012 2:57:00 **Analysis Type:** RES **Dilution:** 1

Analyte	Lab Result	Lab Qual	DL	DL Type	RL	RL Type	Units	Data Review Qual	Reason Code
ACETONE	1.2	J	1.1	MDL	1.1	LOD	ug/L	UJ	Mb, Tb, Eb, Ccv
CARBON DISULFIDE	0.49	J	0.13	MDL	0.25	LOD	ug/L	J	Ccv
O-XYLENE	0.25	U	0.14	MDL	0.25	LOD	ug/L	UJ	ProfJudg

* denotes a non-reportable result

Project Name and Number: 030174.0016.0001.9.1 - RVAAP 66 (OH)

Data Qualifier Summary

Lab Reporting Batch ID: 240-13518-1 **Laboratory: TA CAN**

EDD Filename: 240-13518-1rev **eQAPP Name: RVAAP-66 2012**

Method Category: VOA

Method: 8260B **Matrix:** AQ

Sample ID: FWGFWGMW-015-0095-GW **Collected:** 7/25/2012 2:18:00 **Analysis Type:** RES **Dilution:** 1

Analyte	Lab Result	Lab Qual	DL	DL Type	RL	RL Type	Units	Data Review Qual	Reason Code
ACETONE	1.1	U	1.1	MDL	1.1	LOD	ug/L	UJ	ProfJudg
CHLOROETHANE	0.50	U	0.29	MDL	0.50	LOD	ug/L	UJ	ProfJudg

Sample ID: FWGFWGMW-016-0096-GW **Collected:** 7/25/2012 3:34:00 **Analysis Type:** RES **Dilution:** 1

Analyte	Lab Result	Lab Qual	DL	DL Type	RL	RL Type	Units	Data Review Qual	Reason Code
ACETONE	1.1	U	1.1	MDL	1.1	LOD	ug/L	UJ	ProfJudg
CHLOROETHANE	0.50	U	0.29	MDL	0.50	LOD	ug/L	UJ	ProfJudg

Sample ID: FWGFWGMW-DUP4-0142-GW **Collected:** 7/25/2012 10:37:00 **Analysis Type:** RES **Dilution:** 1

Analyte	Lab Result	Lab Qual	DL	DL Type	RL	RL Type	Units	Data Review Qual	Reason Code
ACETONE	1.1	U	1.1	MDL	1.1	LOD	ug/L	UJ	ProfJudg
CHLOROETHANE	0.50	U	0.29	MDL	0.50	LOD	ug/L	UJ	ProfJudg

Sample ID: FWGLL11MW-007C-0098-GW **Collected:** 7/25/2012 5:00:00 **Analysis Type:** RES **Dilution:** 1

Analyte	Lab Result	Lab Qual	DL	DL Type	RL	RL Type	Units	Data Review Qual	Reason Code
ACETONE	1.5	J	1.1	MDL	1.1	LOD	ug/L	UJ	Tb, Eb, Ccv

Sample ID: FWGLL3MW-245-0118-GW **Collected:** 7/25/2012 1:20:00 **Analysis Type:** RES **Dilution:** 1

Analyte	Lab Result	Lab Qual	DL	DL Type	RL	RL Type	Units	Data Review Qual	Reason Code
ACETONE	1.1	J	1.1	MDL	1.1	LOD	ug/L	UJ	Tb, Eb, Ccv
CARBON DISULFIDE	0.23	J	0.13	MDL	0.25	LOD	ug/L	J	RI, Ccv

Sample ID: FWGLL3MW-DUP6-0144-GW **Collected:** 7/25/2012 2:20:00 **Analysis Type:** RES **Dilution:** 1

Analyte	Lab Result	Lab Qual	DL	DL Type	RL	RL Type	Units	Data Review Qual	Reason Code
ACETONE	1.2	J	1.1	MDL	1.1	LOD	ug/L	UJ	Eb, Ccv
CARBON DISULFIDE	0.23	J	0.13	MDL	0.25	LOD	ug/L	J	RI, Ccv

Sample ID: FWGLL6MW-008-0123-GW **Collected:** 7/25/2012 3:19:00 **Analysis Type:** RES **Dilution:** 1

Analyte	Lab Result	Lab Qual	DL	DL Type	RL	RL Type	Units	Data Review Qual	Reason Code
ACETONE	1.1	U	1.1	MDL	1.1	LOD	ug/L	UJ	ProfJudg

* denotes a non-reportable result

Project Name and Number: 030174.0016.0001.9.1 - RVAAP 66 (OH)

Data Qualifier Summary

Lab Reporting Batch ID: 240-13518-1 **Laboratory: TA CAN**

EDD Filename: 240-13518-1rev **eQAPP Name: RVAAP-66 2012**

Method Category: VOA

Method: 8260B **Matrix:** AQ

Sample ID: FWGLL6MW-008-0123-GW **Collected:** 7/25/2012 3:19:00 **Analysis Type:** RES **Dilution:** 1

Analyte	Lab Result	Lab Qual	DL	DL Type	RL	RL Type	Units	Data Review Qual	Reason Code
CHLOROETHANE	0.50	U	0.29	MDL	0.50	LOD	ug/L	UJ	ProfJudg

Sample ID: FWGLL6MW-009-0124-GW **Collected:** 7/25/2012 2:19:00 **Analysis Type:** RES **Dilution:** 1

Analyte	Lab Result	Lab Qual	DL	DL Type	RL	RL Type	Units	Data Review Qual	Reason Code
ACETONE	1.1	U	1.1	MDL	1.1	LOD	ug/L	UJ	ProfJudg
CHLOROETHANE	0.50	U	0.29	MDL	0.50	LOD	ug/L	UJ	ProfJudg

Sample ID: FWGNTAMW-109C-0125-GW **Collected:** 7/25/2012 10:08:00 **Analysis Type:** RES **Dilution:** 1

Analyte	Lab Result	Lab Qual	DL	DL Type	RL	RL Type	Units	Data Review Qual	Reason Code
ACETONE	1.1	U	1.1	MDL	1.1	LOD	ug/L	UJ	ProfJudg
CHLOROETHANE	0.50	U	0.29	MDL	0.50	LOD	ug/L	UJ	ProfJudg

Sample ID: FWGNTAMW-119-0126-GW **Collected:** 7/25/2012 10:42:00 **Analysis Type:** RES **Dilution:** 1

Analyte	Lab Result	Lab Qual	DL	DL Type	RL	RL Type	Units	Data Review Qual	Reason Code
ACETONE	1.1	U	1.1	MDL	1.1	LOD	ug/L	UJ	ProfJudg
CARBON DISULFIDE	1.0		0.13	MDL	0.25	LOD	ug/L	J	Ccv
CHLOROETHANE	0.50	U	0.29	MDL	0.50	LOD	ug/L	UJ	ProfJudg

* denotes a non-reportable result

Data Qualifier Summary

Lab Reporting Batch ID: 240-13518-1 **Laboratory: TA CAN**

EDD Filename: 240-13518-1rev **eQAPP Name: RVAAP-66 2012**

Reason Code Legend

Reason Code	*Description*
Cb	Calibration Blank Contamination
Ccv	Continuing Calibration Verification Percent Recovery Upper Estimation
Eb	Equipment Blank Contamination
Mb	Method Blank Contamination
Ms	Matrix Spike Lower Estimation
Ms	Matrix Spike Precision
ProfJudg	Professional Judgment
RI	Reporting Limit Trace Value
StoE	Sampling to Extraction Estimation
Surr	Surrogate/Tracer Recovery Lower Estimation
Surr	Surrogate/Tracer Recovery Upper Estimation
Tb	Trip Blank Contamination

Data Qualifier Summary

Lab Reporting Batch ID: 240-13518-2 **Laboratory: TA CAN**

EDD Filename: 240-13518-2 **eQAPP Name: RVAAP-66 2012**

Method Category: SVOA

Method: 8270C **Matrix:** AQ

Sample ID: FWGB12MW-013-0067-GW **Collected:** 7/25/2012 11:30:00 **Analysis Type:** RES-BASE/NEUTRAL **Dilution:** 1

Analyte	Lab Result	Lab Qual	DL	DL Type	RL	RL Type	Units	Data Review Qual	Reason Code
3,3'-DICHLOROBENZIDINE	0.76	U	0.35	MDL	0.76	LOD	ug/L	UJ	lcv

Sample ID: FWGEQUIPRINSE3-0156-GW **Collected:** 7/25/2012 5:17:00 **Analysis Type:** RES-BASE/NEUTRAL **Dilution:** 1

Analyte	Lab Result	Lab Qual	DL	DL Type	RL	RL Type	Units	Data Review Qual	Reason Code
1,2,4-TRICHLOROBENZENE	0.76	U	0.27	MDL	0.76	LOD	ug/L	UJ	Surr
1,2-DICHLOROBENZENE	0.76	U	0.28	MDL	0.76	LOD	ug/L	UJ	Surr
1,3-DICHLOROBENZENE	0.76	U	0.76	MDL	0.76	LOD	ug/L	UJ	Surr
1,4-DICHLOROBENZENE	0.76	U	0.32	MDL	0.76	LOD	ug/L	UJ	Surr
2,2'-OXYBIS (1-CHLOROPROPANE)	0.76	U	0.38	MDL	0.76	LOD	ug/L	UJ	Surr
2,4,5-TRICHLOROPHENOL	0.76	U	0.29	MDL	0.76	LOD	ug/L	UJ	Surr
2,4,6-TRICHLOROPHENOL	0.76	U	0.76	MDL	0.76	LOD	ug/L	UJ	Surr
2,4-DICHLOROPHENOL	0.76	U	0.76	MDL	0.76	LOD	ug/L	UJ	Surr
2,4-DIMETHYLPHENOL	0.76	U	0.76	MDL	0.76	LOD	ug/L	UJ	Surr
2.4-DINITROPHENOL	2.3	U	2.3	MDL	2.3	LOD	ug/L	UJ	Surr, ProfJudg
2-CHLORONAPHTHALENE	0.095	U	0.095	MDL	0.095	LOD	ug/L	UJ	Surr
2-CHLOROPHENOL	0.76	U	0.28	MDL	0.76	LOD	ug/L	UJ	Surr
2-METHYLNAPHTHALENE	0.095	U	0.095	MDL	0.095	LOD	ug/L	UJ	Surr
2-METHYLPHENOL	0.76	U	0.76	MDL	0.76	LOD	ug/L	UJ	Surr
2-NITROANILINE	0.76	U	0.76	MDL	0.76	LOD	ug/L	UJ	Surr
2-NITROPHENOL	0.76	U	0.27	MDL	0.76	LOD	ug/L	UJ	Surr
3,3'-DICHLOROBENZIDINE	0.76	U	0.35	MDL	0.76	LOD	ug/L	UJ	Surr, lcv
3-methylphenol/4-methylphenol	0.76	U	0.76	MDL	0.76	LOD	ug/L	UJ	Surr
3-NITROANILINE	0.76	U	0.27	MDL	0.76	LOD	ug/L	UJ	Surr
4,6-DINITRO-2-METHYLPHENOL	2.3	U	2.3	MDL	2.3	LOD	ug/L	UJ	Surr
4-BROMOPHENYL-PHENYLETHER	0.76	U	0.76	MDL	0.76	LOD	ug/L	UJ	Surr
4-CHLORO-3-METHYLPHENOL	0.76	U	0.76	MDL	0.76	LOD	ug/L	UJ	Surr
4-CHLOROANILINE	0.76	U	0.76	MDL	0.76	LOD	ug/L	UJ	Surr, lcv
4-CHLOROPHENYL-PHENYLETHER	0.76	U	0.29	MDL	0.76	LOD	ug/L	UJ	Surr
4-NITROANILINE	0.76	U	0.76	MDL	0.76	LOD	ug/L	UJ	Surr
4-NITROPHENOL	2.3	U	2.3	MDL	2.3	LOD	ug/L	UJ	Surr, ProfJudg
ACENAPHTHENE	0.095	U	0.095	MDL	0.095	LOD	ug/L	UJ	Surr

* denotes a non-reportable result

Project Name and Number: 030174.0016.0001.9.1 - RVAAP 66 (OH)

Data Qualifier Summary

Lab Reporting Batch ID: 240-13518-2 **Laboratory: TA CAN**

EDD Filename: 240-13518-2 **eQAPP Name: RVAAP-66 2012**

Method Category: SVOA

Method: 8270C **Matrix:** AQ

Sample ID: FWGEQUIPRINSE3-0156-GW **Collected:** 7/25/2012 5:17:00 **Analysis Type:** RES-BASE/NEUTRAL **Dilution:** 1

Analyte	Lab Result	Lab Qual	DL	DL Type	RL	RL Type	Units	Data Review Qual	Reason Code
ACENAPHTHYLENE	0.095	U	0.095	MDL	0.095	LOD	ug/L	UJ	Surr
ANTHRACENE	0.095	U	0.095	MDL	0.095	LOD	ug/L	UJ	Surr
BENZO(A)ANTHRACENE	0.095	U	0.095	MDL	0.095	LOD	ug/L	UJ	Surr
BENZO(A)PYRENE	0.095	U	0.095	MDL	0.095	LOD	ug/L	UJ	Surr, Icv
BENZO(B)FLUORANTHENE	0.095	U	0.095	MDL	0.095	LOD	ug/L	UJ	Surr, Icv
BENZO(G,H,I)PERYLENE	0.095	U	0.095	MDL	0.095	LOD	ug/L	UJ	Surr
BENZO(K)FLUORANTHENE	0.095	U	0.095	MDL	0.095	LOD	ug/L	UJ	Surr
BENZOIC ACID	9.5	U	9.5	MDL	9.5	LOD	ug/L	UJ	Surr
BENZYL ALCOHOL	0.76	U	0.36	MDL	0.76	LOD	ug/L	UJ	Surr
BIS(2-CHLOROETHOXY)METHANE	0.76	U	0.30	MDL	0.76	LOD	ug/L	UJ	Surr
Bis(2-chloroethyl)ether	0.095	U	0.095	MDL	0.095	LOD	ug/L	UJ	Surr
BIS(2-ETHYLHEXYL)PHTHALATE	0.76	U	0.76	MDL	0.76	LOD	ug/L	UJ	Surr
Butylbenzylphthalate	0.76	U	0.76	MDL	0.76	LOD	ug/L	UJ	Surr
CARBAZOLE	0.76	U	0.27	MDL	0.76	LOD	ug/L	UJ	Surr
CHRYSENE	0.095	U	0.095	MDL	0.095	LOD	ug/L	UJ	Surr
DIBENZ(A,H)ANTHRACENE	0.095	U	0.095	MDL	0.095	LOD	ug/L	UJ	Surr
DIBENZOFURAN	0.095	U	0.095	MDL	0.095	LOD	ug/L	UJ	Surr
Diethylphthalate	0.76	U	0.57	MDL	0.76	LOD	ug/L	UJ	Surr
Dimethylphthalate	0.76	U	0.28	MDL	0.76	LOD	ug/L	UJ	Surr
DI-N-BUTYL PHTHALATE	0.76	U	0.64	MDL	0.76	LOD	ug/L	UJ	Surr
DI-N-OCTYL PHTHALATE	0.76	U	0.76	MDL	0.76	LOD	ug/L	UJ	Surr
FLUORANTHENE	0.095	U	0.095	MDL	0.095	LOD	ug/L	UJ	Surr
FLUORENE	0.095	U	0.095	MDL	0.095	LOD	ug/L	UJ	Surr
HEXACHLOROBENZENE	0.095	U	0.095	MDL	0.095	LOD	ug/L	UJ	Surr
HEXACHLOROBUTADIENE	0.76	U	0.26	MDL	0.76	LOD	ug/L	UJ	Surr
HEXACHLOROCYCLOPENTADIENE	0.76	U	0.76	MDL	0.76	LOD	ug/L	UJ	Surr
HEXACHLOROETHANE	0.76	U	0.76	MDL	0.76	LOD	ug/L	UJ	Surr
INDENO(1,2,3-CD)PYRENE	0.095	U	0.095	MDL	0.095	LOD	ug/L	UJ	Surr
ISOPHORONE	0.76	U	0.26	MDL	0.76	LOD	ug/L	UJ	Surr
NAPHTHALENE	0.095	U	0.095	MDL	0.095	LOD	ug/L	UJ	Surr
N-NITROSO-DI-N-PROPYLAMINE	0.76	U	0.76	MDL	0.76	LOD	ug/L	UJ	Surr
N-NITROSODIPHENYLAMINE	0.76	U	0.30	MDL	0.76	LOD	ug/L	UJ	Surr

* denotes a non-reportable result

Project Name and Number: 030174.0016.0001.9.1 - RVAAP 66 (OH)

Data Qualifier Summary

Lab Reporting Batch ID: 240-13518-2 **Laboratory: TA CAN**

EDD Filename: 240-13518-2 **eQAPP Name: RVAAP-66 2012**

Method Category: SVOA

Method: 8270C **Matrix:** AQ

Sample ID: FWGEQUIPRINSE3-0156-GW **Collected:** 7/25/2012 5:17:00 **Analysis Type:** RES-ACID **Dilution:** 1

Analyte	Lab Result	Lab Qual	DL	DL Type	RL	RL Type	Units	Data Review Qual	Reason Code
PENTACHLOROPHENOL	2.3	U	2.3	MDL	2.3	LOD	ug/L	UJ	Surr
PHENANTHRENE	0.095	U	0.095	MDL	0.095	LOD	ug/L	UJ	Surr
PHENOL	0.76	U	0.57	MDL	0.76	LOD	ug/L	UJ	Surr
PYRENE	0.095	U	0.095	MDL	0.095	LOD	ug/L	UJ	Surr

Sample ID: FWGFWGMW-001-0081-GW **Collected:** 7/25/2012 12:03:00 **Analysis Type:** RES-ACID **Dilution:** 1

Analyte	Lab Result	Lab Qual	DL	DL Type	RL	RL Type	Units	Data Review Qual	Reason Code
2,4-DINITROPHENOL	2.3	U	2.3	MDL	2.3	LOD	ug/L	UJ	ProfJudg
3,3'-DICHLOROBENZIDINE	0.76	U	0.35	MDL	0.76	LOD	ug/L	UJ	Icv
4-CHLOROANILINE	0.76	U	0.76	MDL	0.76	LOD	ug/L	UJ	Icv
4-NITROPHENOL	2.3	U	2.3	MDL	2.3	LOD	ug/L	UJ	ProfJudg
BENZO(A)PYRENE	0.095	U	0.095	MDL	0.095	LOD	ug/L	UJ	Icv
BENZO(B)FLUORANTHENE	0.095	U	0.095	MDL	0.095	LOD	ug/L	UJ	Icv

Sample ID: FWGFWGMW-002-0082-GW **Collected:** 7/25/2012 10:29:00 **Analysis Type:** RES-ACID **Dilution:** 1

Analyte	Lab Result	Lab Qual	DL	DL Type	RL	RL Type	Units	Data Review Qual	Reason Code
2,4-DINITROPHENOL	2.3	U	2.3	MDL	2.3	LOD	ug/L	UJ	ProfJudg
3,3'-DICHLOROBENZIDINE	0.76	U	0.35	MDL	0.76	LOD	ug/L	UJ	Icv
4-CHLOROANILINE	0.76	U	0.76	MDL	0.76	LOD	ug/L	UJ	Icv
4-NITROPHENOL	2.3	U	2.3	MDL	2.3	LOD	ug/L	UJ	ProfJudg
BENZO(A)PYRENE	0.095	U	0.095	MDL	0.095	LOD	ug/L	UJ	Icv
BENZO(B)FLUORANTHENE	0.095	U	0.095	MDL	0.095	LOD	ug/L	UJ	Icv

Sample ID: FWGFWGMW-003-0083-GW **Collected:** 7/25/2012 12:12:00 **Analysis Type:** RES-BASE/NEUTRAL **Dilution:** 1

Analyte	Lab Result	Lab Qual	DL	DL Type	RL	RL Type	Units	Data Review Qual	Reason Code
3,3'-DICHLOROBENZIDINE	0.84	U	0.39	MDL	0.84	LOD	ug/L	UJ	Icv

* denotes a non-reportable result

Project Name and Number: 030174.0016.0001.9.1 - RVAAP 66 (OH)

Data Qualifier Summary

Lab Reporting Batch ID: 240-13518-2 **Laboratory: TA CAN**

EDD Filename: 240-13518-2 **eQAPP Name: RVAAP-66 2012**

Method Category: SVOA

Method: 8270C **Matrix:** AQ

Sample ID: FWGFWGMW-004-0084-GW **Collected:** 7/25/2012 4:21:00 **Analysis Type:** RES-ACID **Dilution:** 1

Analyte	Lab Result	Lab Qual	DL	DL Type	RL	RL Type	Units	Data Review Qual	Reason Code
2,4-DINITROPHENOL	2.3	U	2.3	MDL	2.3	LOD	ug/L	UJ	ProfJudg
3,3'-DICHLOROBENZIDINE	0.76	U	0.35	MDL	0.76	LOD	ug/L	UJ	Icv
4-CHLOROANILINE	0.76	U	0.76	MDL	0.76	LOD	ug/L	UJ	Icv
4-NITROPHENOL	2.3	U	2.3	MDL	2.3	LOD	ug/L	UJ	ProfJudg
BENZO(A)PYRENE	0.095	U	0.095	MDL	0.095	LOD	ug/L	UJ	Icv
BENZO(B)FLUORANTHENE	0.095	U	0.095	MDL	0.095	LOD	ug/L	UJ	Icv

Sample ID: FWGFWGMW-005-0085-GW **Collected:** 7/25/2012 9:37:00 **Analysis Type:** RES-BASE/NEUTRAL **Dilution:** 1

Analyte	Lab Result	Lab Qual	DL	DL Type	RL	RL Type	Units	Data Review Qual	Reason Code
1,2,4-TRICHLOROBENZENE	0.76	U	0.27	MDL	0.76	LOD	ug/L	UJ	Surr
1,2-DICHLOROBENZENE	0.76	U	0.28	MDL	0.76	LOD	ug/L	UJ	Surr
1,3-DICHLOROBENZENE	0.76	U	0.76	MDL	0.76	LOD	ug/L	UJ	Surr
1,4-DICHLOROBENZENE	0.76	U	0.32	MDL	0.76	LOD	ug/L	UJ	Surr
2.2'-OXYBIS (1-CHLOROPROPANE)	0.76	U	0.38	MDL	0.76	LOD	ug/L	UJ	Surr
2,4,5-TRICHLOROPHENOL	0.76	U	0.29	MDL	0.76	LOD	ug/L	UJ	Surr
2,4,6-TRICHLOROPHENOL	0.76	U	0.76	MDL	0.76	LOD	ug/L	UJ	Surr
2,4-DICHLOROPHENOL	0.76	U	0.76	MDL	0.76	LOD	ug/L	UJ	Surr
2,4-DIMETHYLPHENOL	0.76	U	0.76	MDL	0.76	LOD	ug/L	UJ	Surr
2,4-DINITROPHENOL	2.3	U	2.3	MDL	2.3	LOD	ug/L	UJ	Surr, ProfJudg
2-CHLORONAPHTHALENE	0.095	U	0.095	MDL	0.095	LOD	ug/L	UJ	Surr
2-CHLOROPHENOL	0.76	U	0.28	MDL	0.76	LOD	ug/L	UJ	Surr
2-METHYLNAPHTHALENE	0.095	U	0.095	MDL	0.095	LOD	ug/L	UJ	Surr
2-METHYLPHENOL	0.76	U	0.76	MDL	0.76	LOD	ug/L	UJ	Surr
2-NITROANILINE	0.76	U	0.76	MDL	0.76	LOD	ug/L	UJ	Surr
2-NITROPHENOL	0.76	U	0.27	MDL	0.76	LOD	ug/L	UJ	Surr
3,3'-DICHLOROBENZIDINE	0.76	U	0.35	MDL	0.76	LOD	ug/L	UJ	Surr, Icv
3-methylphenol/4-methylphenol	0.76	U	0.76	MDL	0.76	LOD	ug/L	UJ	Surr
3-NITROANILINE	0.76	U	0.27	MDL	0.76	LOD	ug/L	UJ	Surr
4,6-DINITRO-2-METHYLPHENOL	2.3	U	2.3	MDL	2.3	LOD	ug/L	UJ	Surr
4-BROMOPHENYL-PHENYLETHER	0.76	U	0.76	MDL	0.76	LOD	ug/L	UJ	Surr
4-CHLORO-3-METHYLPHENOL	0.76	U	0.76	MDL	0.76	LOD	ug/L	UJ	Surr

* denotes a non-reportable result

Project Name and Number: 030174.0016.0001.9.1 - RVAAP 66 (OH)

Data Qualifier Summary

Lab Reporting Batch ID: 240-13518-2 **Laboratory: TA CAN**

EDD Filename: 240-13518-2 **eQAPP Name: RVAAP-66 2012**

Method Category: SVOA

Method: 8270C **Matrix:** AQ

Sample ID: FWGFWGMW-005-0085-GW **Collected:** 7/25/2012 9:37:00 **Analysis Type:** RES-BASE/NEUTRAL **Dilution:** 1

Analyte	Lab Result	Lab Qual	DL	DL Type	RL	RL Type	Units	Data Review Qual	Reason Code
4-CHLOROANILINE	0.76	U	0.76	MDL	0.76	LOD	ug/L	UJ	Surr, Icv
4-CHLOROPHENYL-PHENYLETHER	0.76	U	0.29	MDL	0.76	LOD	ug/L	UJ	Surr
4-NITROANILINE	0.76	U	0.76	MDL	0.76	LOD	ug/L	UJ	Surr
4-NITROPHENOL	2.3	U	2.3	MDL	2.3	LOD	ug/L	UJ	Surr, ProfJudg
ACENAPHTHENE	0.095	U	0.095	MDL	0.095	LOD	ug/L	UJ	Surr
ACENAPHTHYLENE	0.095	U	0.095	MDL	0.095	LOD	ug/L	UJ	Surr
ANTHRACENE	0.095	U	0.095	MDL	0.095	LOD	ug/L	UJ	Surr
BENZO(A)ANTHRACENE	0.095	U	0.095	MDL	0.095	LOD	ug/L	UJ	Surr
BENZO(A)PYRENE	0.095	U	0.095	MDL	0.095	LOD	ug/L	UJ	Surr, Icv
BENZO(B)FLUORANTHENE	0.095	U	0.095	MDL	0.095	LOD	ug/L	UJ	Surr, Icv
BENZO(G,H,I)PERYLENE	0.095	U	0.095	MDL	0.095	LOD	ug/L	UJ	Surr
BENZO(K)FLUORANTHENE	0.095	U	0.095	MDL	0.095	LOD	ug/L	UJ	Surr
BENZOIC ACID	9.5	U	9.5	MDL	9.5	LOD	ug/L	UJ	Surr
BENZYL ALCOHOL	0.76	U	0.36	MDL	0.76	LOD	ug/L	UJ	Surr
BIS(2-CHLOROETHOXY)METHANE	0.76	U	0.30	MDL	0.76	LOD	ug/L	UJ	Surr
Bis(2-chloroethyl)ether	0.095	U	0.095	MDL	0.095	LOD	ug/L	UJ	Surr
BIS(2-ETHYLHEXYL)PHTHALATE	11		0.76	MDL	0.76	LOD	ug/L	J	Surr, Fd
Butylbenzylphthalate	0.76	U	0.76	MDL	0.76	LOD	ug/L	UJ	Surr
CARBAZOLE	0.76	U	0.27	MDL	0.76	LOD	ug/L	UJ	Surr
CHRYSENE	0.095	U	0.095	MDL	0.095	LOD	ug/L	UJ	Surr
DIBENZ(A,H)ANTHRACENE	0.095	U	0.095	MDL	0.095	LOD	ug/L	UJ	Surr
DIBENZOFURAN	0.095	U	0.095	MDL	0.095	LOD	ug/L	UJ	Surr
Diethylphthalate	0.76	U	0.57	MDL	0.76	LOD	ug/L	UJ	Surr
Dimethylphthalate	0.76	U	0.28	MDL	0.76	LOD	ug/L	UJ	Surr
DI-N-BUTYL PHTHALATE	0.76	U	0.64	MDL	0.76	LOD	ug/L	UJ	Surr
DI-N-OCTYL PHTHALATE	0.76	U	0.76	MDL	0.76	LOD	ug/L	UJ	Surr
FLUORANTHENE	0.095	U	0.095	MDL	0.095	LOD	ug/L	UJ	Surr
FLUORENE	0.095	U	0.095	MDL	0.095	LOD	ug/L	UJ	Surr
HEXACHLOROBENZENE	0.095	U	0.095	MDL	0.095	LOD	ug/L	UJ	Surr
HEXACHLOROBUTADIENE	0.76	U	0.26	MDL	0.76	LOD	ug/L	UJ	Surr
HEXACHLOROCYCLOPENTADIENE	0.76	U	0.76	MDL	0.76	LOD	ug/L	UJ	Surr
HEXACHLOROETHANE	0.76	U	0.76	MDL	0.76	LOD	ug/L	UJ	Surr

* denotes a non-reportable result

Project Name and Number: 030174.0016.0001.9.1 - RVAAP 66 (OH)

Data Qualifier Summary

Lab Reporting Batch ID: 240-13518-2 **Laboratory: TA CAN**

EDD Filename: 240-13518-2 **eQAPP Name: RVAAP-66 2012**

Method Category: SVOA

Method: 8270C **Matrix:** AQ

Sample ID: FWGFWGMW-005-0085-GW **Collected:** 7/25/2012 9:37:00 **Analysis Type:** RES-BASE/NEUTRAL **Dilution:** 1

Analyte	Lab Result	Lab Qual	DL	DL Type	RL	RL Type	Units	Data Review Qual	Reason Code
INDENO(1,2,3-CD)PYRENE	0.095	U	0.095	MDL	0.095	LOD	ug/L	UJ	Surr
ISOPHORONE	0.76	U	0.26	MDL	0.76	LOD	ug/L	UJ	Surr
NAPHTHALENE	0.095	U	0.095	MDL	0.095	LOD	ug/L	UJ	Surr
N-NITROSO-DI-N-PROPYLAMINE	0.76	U	0.76	MDL	0.76	LOD	ug/L	UJ	Surr
N-NITROSODIPHENYLAMINE	0.76	U	0.30	MDL	0.76	LOD	ug/L	UJ	Surr
PENTACHLOROPHENOL	2.3	U	2.3	MDL	2.3	LOD	ug/L	UJ	Surr
PHENANTHRENE	0.095	U	0.095	MDL	0.095	LOD	ug/L	UJ	Surr
PHENOL	0.76	U	0.57	MDL	0.76	LOD	ug/L	UJ	Surr
PYRENE	0.095	U	0.095	MDL	0.095	LOD	ug/L	UJ	Surr

Sample ID: FWGFWGMW-008-0088-GW **Collected:** 7/25/2012 1:01:00 **Analysis Type:** RES-ACID **Dilution:** 1

Analyte	Lab Result	Lab Qual	DL	DL Type	RL	RL Type	Units	Data Review Qual	Reason Code
2,4-DINITROPHENOL	2.3	U	2.3	MDL	2.3	LOD	ug/L	UJ	ProfJudg
3,3'-DICHLOROBENZIDINE	0.76	U	0.35	MDL	0.76	LOD	ug/L	UJ	Icv
4-CHLOROANILINE	0.76	U	0.76	MDL	0.76	LOD	ug/L	UJ	Icv
4-NITROPHENOL	2.3	U	2.3	MDL	2.3	LOD	ug/L	UJ	ProfJudg
BENZO(A)PYRENE	0.095	U	0.095	MDL	0.095	LOD	ug/L	UJ	Icv
BENZO(B)FLUORANTHENE	0.095	U	0.095	MDL	0.095	LOD	ug/L	UJ	Icv

Sample ID: FWGFWGMW-009-0089-GW **Collected:** 7/25/2012 11:41:00 **Analysis Type:** RES-ACID **Dilution:** 1

Analyte	Lab Result	Lab Qual	DL	DL Type	RL	RL Type	Units	Data Review Qual	Reason Code
2,4-DINITROPHENOL	2.3	U	2.3	MDL	2.3	LOD	ug/L	UJ	ProfJudg
3,3'-DICHLOROBENZIDINE	0.76	U	0.35	MDL	0.76	LOD	ug/L	UJ	Icv
4-CHLOROANILINE	0.76	U	0.76	MDL	0.76	LOD	ug/L	UJ	Icv
4-NITROPHENOL	2.3	U	2.3	MDL	2.3	LOD	ug/L	UJ	ProfJudg
BENZO(A)PYRENE	0.095	U	0.095	MDL	0.095	LOD	ug/L	UJ	Icv
BENZO(B)FLUORANTHENE	0.095	U	0.095	MDL	0.095	LOD	ug/L	UJ	Icv

* denotes a non-reportable result

Project Name and Number: 030174.0016.0001.9.1 - RVAAP 66 (OH)

Data Qualifier Summary

Lab Reporting Batch ID: 240-13518-2 **Laboratory: TA CAN**

EDD Filename: 240-13518-2 **eQAPP Name: RVAAP-66 2012**

Method Category: SVOA

Method: 8270C **Matrix:** AQ

Sample ID: FWGFWGMW-013-0093-GW **Collected:** 7/25/2012 2:57:00 **Analysis Type:** RES-ACID **Dilution:** 1

Analyte	Lab Result	Lab Qual	DL	DL Type	RL	RL Type	Units	Data Review Qual	Reason Code
2,4-DINITROPHENOL	2.3	U	2.3	MDL	2.3	LOD	ug/L	UJ	ProfJudg
3,3'-DICHLOROBENZIDINE	0.76	U	0.35	MDL	0.76	LOD	ug/L	UJ	Icv
4-CHLOROANILINE	0.76	U	0.76	MDL	0.76	LOD	ug/L	UJ	Icv
4-NITROPHENOL	2.3	U	2.3	MDL	2.3	LOD	ug/L	UJ	ProfJudg
BENZO(A)PYRENE	0.095	U	0.095	MDL	0.095	LOD	ug/L	UJ	Icv
BENZO(B)FLUORANTHENE	0.095	U	0.095	MDL	0.095	LOD	ug/L	UJ	Icv

Sample ID: FWGFWGMW-015-0095-GW **Collected:** 7/25/2012 2:18:00 **Analysis Type:** RES-BASE/NEUTRAL **Dilution:** 1

Analyte	Lab Result	Lab Qual	DL	DL Type	RL	RL Type	Units	Data Review Qual	Reason Code
3,3'-DICHLOROBENZIDINE	0.87	U	0.40	MDL	0.87	LOD	ug/L	UJ	Icv

Sample ID: FWGFWGMW-016-0096-GW **Collected:** 7/25/2012 3:34:00 **Analysis Type:** RES-BASE/NEUTRAL **Dilution:** 1

Analyte	Lab Result	Lab Qual	DL	DL Type	RL	RL Type	Units	Data Review Qual	Reason Code
3,3'-DICHLOROBENZIDINE	0.80	U	0.37	MDL	0.80	LOD	ug/L	UJ	Icv

Sample ID: FWGFWGMW-DUP4-0142-GW **Collected:** 7/25/2012 10:37:00 **Analysis Type:** RES-ACID **Dilution:** 1

Analyte	Lab Result	Lab Qual	DL	DL Type	RL	RL Type	Units	Data Review Qual	Reason Code
2,4-DINITROPHENOL	2.3	U	2.3	MDL	2.3	LOD	ug/L	UJ	ProfJudg
3,3'-DICHLOROBENZIDINE	0.76	U	0.35	MDL	0.76	LOD	ug/L	UJ	Icv
4-CHLOROANILINE	0.76	U	0.76	MDL	0.76	LOD	ug/L	UJ	Icv
4-NITROPHENOL	2.3	U	2.3	MDL	2.3	LOD	ug/L	UJ	ProfJudg
BENZO(A)PYRENE	0.095	U	0.095	MDL	0.095	LOD	ug/L	UJ	Icv
BENZO(B)FLUORANTHENE	0.095	U	0.095	MDL	0.095	LOD	ug/L	UJ	Icv

Sample ID: FWGLL3MW-245-0118-GW **Collected:** 7/25/2012 1:20:00 **Analysis Type:** RES-BASE/NEUTRAL **Dilution:** 1

Analyte	Lab Result	Lab Qual	DL	DL Type	RL	RL Type	Units	Data Review Qual	Reason Code
3,3'-DICHLOROBENZIDINE	0.76	U	0.35	MDL	0.76	LOD	ug/L	UJ	Icv

* denotes a non-reportable result

Project Name and Number: 030174.0016.0001.9.1 - RVAAP 66 (OH)

Data Qualifier Summary

Lab Reporting Batch ID: 240-13518-2 **Laboratory: TA CAN**

EDD Filename: 240-13518-2 **eQAPP Name: RVAAP-66 2012**

Method Category: SVOA

Method: 8270C **Matrix: AQ**

Sample ID: FWGLL3MW-DUP6-0144-GW **Collected:** 7/25/2012 2:20:00 **Analysis Type:** RES-BASE/NEUTRAL **Dilution:** 1

Analyte	Lab Result	Lab Qual	DL	DL Type	RL	RL Type	Units	Data Review Qual	Reason Code
3,3'-DICHLOROBENZIDINE	0.76	U	0.35	MDL	0.76	LOD	ug/L	UJ	lcv

Sample ID: FWGLL6MW-002C-0121-GW **Collected:** 7/25/2012 5:33:00 **Analysis Type:** RES-BASE/NEUTRAL **Dilution:** 1

Analyte	Lab Result	Lab Qual	DL	DL Type	RL	RL Type	Units	Data Review Qual	Reason Code
BENZO(A)PYRENE	0.095	U	0.095	MDL	0.095	LOD	ug/L	UJ	lcv
BENZO(B)FLUORANTHENE	0.095	U	0.095	MDL	0.095	LOD	ug/L	UJ	lcv

Sample ID: FWGLL6MW-005C-0122-GW **Collected:** 7/25/2012 4:33:00 **Analysis Type:** RES-BASE/NEUTRAL **Dilution:** 1

Analyte	Lab Result	Lab Qual	DL	DL Type	RL	RL Type	Units	Data Review Qual	Reason Code
BENZO(A)PYRENE	0.095	U	0.095	MDL	0.095	LOD	ug/L	UJ	lcv
BENZO(B)FLUORANTHENE	0.095	U	0.095	MDL	0.095	LOD	ug/L	UJ	lcv

Sample ID: FWGLL6MW-008-0123-GW **Collected:** 7/25/2012 3:19:00 **Analysis Type:** RES-ACID **Dilution:** 1

Analyte	Lab Result	Lab Qual	DL	DL Type	RL	RL Type	Units	Data Review Qual	Reason Code
2,4-DINITROPHENOL	2.3	U	2.3	MDL	2.3	LOD	ug/L	UJ	ProfJudg
3,3'-DICHLOROBENZIDINE	0.76	U	0.35	MDL	0.76	LOD	ug/L	UJ	lcv
4-CHLOROANILINE	0.76	U	0.76	MDL	0.76	LOD	ug/L	UJ	lcv
4-NITROPHENOL	2.3	U	2.3	MDL	2.3	LOD	ug/L	UJ	ProfJudg
BENZO(A)PYRENE	0.095	U	0.095	MDL	0.095	LOD	ug/L	UJ	lcv
BENZO(B)FLUORANTHENE	0.095	U	0.095	MDL	0.095	LOD	ug/L	UJ	lcv

Sample ID: FWGLL6MW-009-0124-GW **Collected:** 7/25/2012 2:19:00 **Analysis Type:** RES-ACID **Dilution:** 1

Analyte	Lab Result	Lab Qual	DL	DL Type	RL	RL Type	Units	Data Review Qual	Reason Code
2,4-DINITROPHENOL	2.4	U	2.4	MDL	2.4	LOD	ug/L	UJ	ProfJudg
3,3'-DICHLOROBENZIDINE	0.79	U	0.37	MDL	0.79	LOD	ug/L	UJ	lcv
4-CHLOROANILINE	0.79	U	0.79	MDL	0.79	LOD	ug/L	UJ	lcv
4-NITROPHENOL	2.4	U	2.4	MDL	2.4	LOD	ug/L	UJ	ProfJudg
BENZO(A)PYRENE	0.099	U	0.099	MDL	0.099	LOD	ug/L	UJ	lcv
BENZO(B)FLUORANTHENE	0.099	U	0.099	MDL	0.099	LOD	ug/L	UJ	lcv

* denotes a non-reportable result

Project Name and Number: 030174.0016.0001.9.1 - RVAAP 66 (OH)

Data Qualifier Summary

Lab Reporting Batch ID: 240-13518-2 **Laboratory: TA CAN**

EDD Filename: 240-13518-2 **eQAPP Name: RVAAP-66 2012**

Method Category: **SVOA**

Method: **8270C** ***Matrix:*** **AQ**

Sample ID: **FWGNTAMW-119-0126-GW** ***Collected:*** **7/25/2012 10:42:00** ***Analysis Type:*** **RES-BASE/NEUTRAL** ***Dilution:*** **1**

Analyte	*Lab Result*	*Lab Qual*	*DL*	*DL Type*	*RL*	*RL Type*	*Units*	*Data Review Qual*	*Reason Code*
3,3'-DICHLOROBENZIDINE	0.76	U	0.35	MDL	0.76	LOD	ug/L	UJ	lcv

* denotes a non-reportable result

Project Name and Number: 030174.0016.0001.9.1 - RVAAP 66 (OH)

Data Qualifier Summary

Lab Reporting Batch ID: 240-13518-2 **Laboratory: TA CAN**

EDD Filename: 240-13518-2 **eQAPP Name: RVAAP-66 2012**

Reason Code Legend

Reason Code	*Description*
Fd	Field Duplicate Precision
Icv	Initial Calibration Verification Percent Recovery Lower Estimation
ProfJudg	Professional Judgment
Surr	Surrogate/Tracer Recovery Lower Estimation

* denotes a non-reportable result

Project Name and Number: 030174.0016.0001.9.1 - RVAAP 66 (OH)

Data Verification Summary

Site: Ravenna Army Ammunition Plant
Sampling Event: July 2012 **Date:** February 5, 2013
Sample Delivery Group: 240-13565 **Revision:** 2

Data Reviewer: Angye Dragotta /Environmental Quality Management, Inc. (EQM, Inc.)

QA/QC Summary

On July 26, 2012 the following samples were collected from groundwater-monitoring wells at Ravenna Army Ammunition Plant and analyzed as part of SDG 240-13565. Data analysis was performed by Test America, North Canton with the exception of the analytical for methods 8330, M8330, 353.2 and TALSOPWS-WC-0050. Methods 8330, M8330, 353.2 and TALSOPWS-WC-0050 were analyzed by Test America, West Sacramento.

		EPA 8270											Metals [4]		
Sample ID	VOC by EPA8260	SVOC 1	SVOC 1&2	SVOC 1&3	SVOC1&2&3	SVOC 4 (full list)	Pesticides by EPA 8081	PCBs/ EPA 8082	Explosives/Propellants by	EPA 8330, Mod. 8330	and TALSOPWS-WC-0050	Cyanide EPA 9012	NO2/NO3, 353.2	EPA 6010B,	EPA 6020	Mercury by EPA 7470A
FWGDA2mw-108C-0074-GW/GF		x						x		x				x	x	x
FWGDA2mw-114-0075-GW/GF	x					x	x	x		x		x		x	x	x
FWGDA2mw-115-0076-GW/GF	x					x	x	x		x		x		x	x	x
FWGDA2mw-Dup3-0141-GW/GF	x					x	x	x		x		x		x	x	x
FWGDETmw-003C-0077-GW/GF	x					x	x	x		x		x		x	x	x
FWGDETmw-004C-0078-GW/GF	x					x	x	x		x		x		x	x	x
FWGLL10mw-003C-0097-GW/GF	x													x	x	x
FWGLL12mw-187C-0104-GW/GF	x				x		x	x		x			x	x	x	x
FWGLL12mw-242C-0105-GW/GF	x				x		x	x		x			x	x	x	x
FWGLL12mw-246C-0107-GW/GF	x				x		x	x		x			x	x	x	x
FWGEQUIPRinse4-0157-GW	x				x	x	x	x		x		x	x	x	x	x

Notes:

1) All metals samples with the exception of FWGEQUIPRinse4-0157-GW were field filtered.
2) FWGTEAM1-Trip, FWGTEAM2-Trip, FWGTEAM3-Trip, FWGTEAM1-Trip were analyzed for VOC by EPA 8260B.
3) SVOC1= Nitroaromatics and phthalates, SVOC2=Phenols, SVOC3=PAH and SVOC4= Full SVOC List
4) EPA 6020 metals include aluminum, antimony, beryllium, cadmium, iron, sodium, thallium and zinc. EPA 6010B metals include arsenic, chromium, cobalt, lead, selenium, silver, vanadium, barium, calcium, copper, magnesium, manganese, nickel and potassium.
5)

The data presented in this report were evaluated according to the *Final Facility Wide Groundwater Monitoring Program, RVAAP-66 Facility Wide Groundwater Quality Assurance Project Plan (QAPP) Addendum for the Ravenna Army Ammunition Plant, Ravenna, OH, Environmental Quality Management, January, 2012.* The following documents were used as needed to supplement the project documentation: The United States Department of Defense (DoD) Quality Services Manual (QSM) for Environmental Laboratories, Version 4.1, and the United States Army Corps of Engineers (USACE), Louisville District Quality Systems Manual Supplement (LS), *EPA National Functional Guidelines (NFG) for Organic Data Review, EPA-540/R-08-01, June 2008, NFG for Inorganic Data Review, EPA-540/R-04-004, October 2004*, Analytical Methods, and Laboratory Standard Operating Procedures. The QC criteria provided in the reference documents represent accuracy and precision performance goals for each analytical method. QC criteria reviewed for each method are listed below, along with any outliers.

Data Verification Summary

Site: Ravenna Army Ammunition Plant
Sampling Event: July 2012 **Date:** February 5, 2013
Sample Delivery Group: 240-13565 **Revision:** 2

All analytical results have been verified against compliance requirements specified in the project QAP, QSM, LS, associated analytical methods and/or SOPs, as appropriate, and reported by the laboratory as directed by the DoD QSM.

Per the DoD QSM, the laboratory data is reported as follows: Non detected results (< DL) were reported at the LOD with a "U" flag. Detected results between the DL and LOQ were reported as estimated, qualified with a "J" flag.

LOD - An estimate of the minimum amount of a substance that an analytical process can reliably detect.

LOQ - The lowest concentration that produces a quantitative result within specified limits of precision and bias.

DL- The smallest analyte concentration that can be demonstrated to be different from zero or a blank concentration at the 99% level of confidence.

Checklists used in review of the data have been presented in Appendix 1. Outliers have been noted below and results requiring qualification, as a result of this verification process, have been summarized in Appendix 2.

The completeness objective for the project was 90%. The completeness objective was met for this SDG, 100%. Limitations, if any, on the data are indicated with qualifiers detailed below.

The cooler temperatures were documented as being acceptable upon receipt at the North Canton Laboratory. FWGLL2mw-265c-0114-GW/GF listed on the COC. Laboratory reported as FWGLL2-265c-0114-GW/GF.

VOAs - 8260B

The following QC criteria were reviewed with acceptable results, except as noted below:

- Holding times, preservation, sample handling
- Tuning criteria
- Initial Calibration Criteria including SPCC and CCC compounds
- ICV/CCV criteria
- Internal standard area counts and retention times
- LOD and MRL verification criteria
- Method/Field/Trip blank Criteria
- Surrogate recoveries
- Field duplicate RPD criteria
- Laboratory Control Sample criteria
- Matrix Spike Recovery Criteria and RPD

MRL Recovery

A3UX15–8/1/12- Opening MRL analyzed @ 1212 recovered above control limits of 70-130% for cis-1,3-dicloropropene at 164%, and trans-1,3-dichloropropene at 148%. O-xylene recovered below control limits of 70-130% at 69%. The closing MRL analyzed at 2216 recovered above control limits of 70-130% for cis-1,3-dicloropropene at 111% , bromomethane at 131% and trans-1,3-dichloropropene at 140%. The o-xylene results for samples FWGTeam1-Trip, FWGLL12mw-242c-0105-GW, FWGTeam2-Trip, FWGLL10mw-003c-0097-GW, FWGDETmw-004c-0078-GW, FWGDA2mwDup3-0141-GW, FWGLL12mw-187c-0104-GW, FWGEQUIPRinse4-0157-GW, FWGLL12mw-246c-0107-GW and FWG Field TEAM4-Trip were qualified as estimated, "UJ". No additional qualifications were required as there were no detected concentrations reported for the bracketed field samples.

A3UX11–8/2/12- Opening MRL analyzed @ 1125 recovered above control limits of 70-130% for methylene chloride at 151%, at 150% for chloroethane and at 150% for chloromethane. The closing MRL analyzed at 1512 recovered above control limits of 70-130% for methylene chloride at 185% and chloroethane at 168% and below limits at 66% for chloromethane. The chloromethane results for FWGDETmw-003c-0077-GW, FWGDA2mw-115-

0076-GW, FWGTeam3-Trip and FWGDA2mw-114-0075-GW were qualified as estimated, "UJ". The methylene chloride result for FWGTeam3-Trip and FWGDA2mw-114-0075-GW was qualified as estimated, "J"

ICV
A3UX11 6/19/12 @ 2044- The chloroethane ICV had a %D above control limits of 20% at 25.7%. No qualifications were required as there were no detected chloroethane results reported for the bracketed samples.

CCV
A3UX11 8/1/12 @ 1203- The %D for the following analytes were above control limits of 20% D; bromomethane at 20.7%, acetone at 41.6% and methylene chloride at 22.7%. The acetone and methylene chloride results for sample FWGTEAM 3 – TRIP were qualified as estimated, "J". No additional qualifications were required as there were no detected concentrations reported for the target outliers in the bracketed field samples.

Blanks
Methylene chloride was detected in the method blank from batch 240-52945 analyzed 8/2/12 at 0.496ug/L. The method blank analyzed 8/1/12 (batch 240-52844) had acetone detected at 1.58ug/L. The methylene chloride results for samples FWGTEAM3-TRIP and acetone results for samples FWGTeam1-Trip, FWGLL12mw-242c-0105-GW, FWGTeam2-Trip, FWGDETmw-004c-0078-GW, FWGDA2mwDup3-0141-GW, FWGLL12mw-187c-0104-GW, FWGEQUIPRinse4-0157-GW, FWGLL12mw-246c-0107-GW and FWG Field TEAM4-Trip were qualified, "B" as the reported values were <5x blank contamination.

Acetone was detected FWG Team1-Trip at 10ug/L and methylene chloride at 0.43ug/L. Acetone was detected in FWGTeam3-Trip at 2.7ug/L and methylene chloride at 0.9ug/L. Acetone was detected in FWGTeam2-Trip at 13ug/L and methylene chloride at 9.4ug/L . Acetone was detected FWG Team 4-Trip at 11ug/L. FWGEQUIPRinse4-0157-GW had acetone detected at 10ug/L and chloroform at 0.2ug/L. The acetone results for samples FWGLL12mw-242c-0105-GW, FWGDETmw-004c-0078-GW, FWGDA2mwDup3-0141-GW, FWGEQUIPRinse4-0157-GW, FWGLL12mw-246c-0107-GW and FWG Field TEAM4-Trip and the chloroform result for sample FWGLL10mw-003c-0097-GW were qualified, "B".

Field Duplicate RPD
The field duplicate, FWGDA2mw-Dup3-0141-GW, collected on sample FWGDA2mw-115-0076-GW had an RPD above control limits of 30% for acetone at 200% and carbon disulfide at 40%. The acetone and carbon disulfide results for sample FWGDA2mw-115-0076-GW were qualified as estimated, "J/UJ".

Matrix Spike Recovery
No data was provided or evaluated as the matrix spike analysis was not performed on a sample from this workorder.

SVOCs- 8270C
The following QC criteria were reviewed with acceptable results, except as noted below:

- Holding times, preservation, sample handling
- Tuning criteria
- Initial Calibration Criteria including SPCC and CCC compounds
- ICV/CCV criteria
- Internal standard area counts and retention times
- LOD and MRL verification criteria
- Method/Field blank Criteria
- Surrogate recoveries
- Field duplicate RPD criteria
- Laboratory Control Sample criteria
- Matrix Spike Recovery Criteria and RPD

MRL Recovery
The MRL analyzed 8/27/12 @ 1804 recovered below control limits of 70-130% for 2,4-ditrophenol at 68% and 4-nitrophenol at 62%. An MDL check was analyzed after the MRL with detected 4-dinitrophenol results. The 2,4-dinitrophenol and 4-nitrophenol results for samples FWGLL12mw-242C-0105-GW, FWGDETmw-003C-0077-GW, FWGDA2mw -115-0076-GW, FWGDETmw-004C-0078-GW, FWGDA2mw -DUP3-0141-GW,FWGLL12mw-187C-0104-GW, FWGEQUIPRINSE4-0157-GW, FWGLL12mw-246C-0107-GW and FWGDA2mw -114-0075-GW were qualified as estimated, "UJ".

ICV
The ICV recovered below limits of 20% with a %D of 22.2% for 4-chloroaniline, benzo(b) fluoranthene at 20.6%, benzo(a)pyrene at 24.9% and 32.8% for 3,3'-dichlorobenzidine. The 4-chloroaniline, benzo(b) fluoranthene, benzo(a)pyrene and 3,3'-dichlorobenzidine results for samples FWGLL12mw-242C-0105-GW, FWGDETmw-003C-0077-GW, FWGDA2mw -115-0076-GW, FWGDETmw-004C-0078-GW, FWGDA2mw -DUP3-0141-GW,FWGLL12mw-187C-0104-GW, FWGEQUIPRINSE4-0157-GW, FWGLL12mw-246C-0107-GW and FWGDA2mw -114-0075-GW were qualified as estimated, "UJ".

Matrix Spikes
Not enough sample volume for matrix spike analysis.

Field Duplicate RPD
The field duplicate (FWGDA2mw-Dup3-0141-GW) collected on FWGDA2mw-115-0076-GW had a an RPD above control limits of 50% at 141% for bis(2-ethylhexyl)phthalate. The bis(2-ethylhexyl)phthalate result for FWGDA2mw-115-0076-GW was qualified as estimated, "J".

Surrogate Recovery
The surrogate 2-fluorobiphenyl recovered below control limits of 50-110% for sample FWGEQUIPRinse4-0157-GW at 41% and below limits in sample FWGDETmw-004c-0078-GW at 47%. The sample results for FWGEQUIPRinse4-0157-GW and FWGDETmw-004c-0078-GW were qualified as estimated, "J/UJ".

Pesticides- 8081A
The following QC criteria were reviewed with acceptable results, except as noted below:

- Preservation, holding time and sample handling
- Initial Calibration criteria
- DDT and Endrin breakdown criteria
- Retention time criteria
- ICV criteria
- CCV Criteria
- Method/Field blank Criteria
- LCS Recoveries
- Field Duplicate Criteria
- LOD and MRL verification criteria
- Matrix Spike Recovery Criteria and RPD
- Surrogate Recoveries
- Second Column confirmation criteria

Hold Time
Due to low surrogates on the original extraction, sample FWGLL12MW-242-0105-GW was re-extracted outside of seven days but within 2x hold (12 days) and the associated results were qualified as estimated, "UJ".

Breakdown Criteria
The DDT breakdown analyzed 8/3/12at 01:27 was 15.29% on the second column. As this column was used for confirmation only, no qualifications were made.

MRL Recovery
The MRL analyzed 8/2/ 12 @1814 recovered below control limits for toxaphene at 61% on CLP-2. No qualification was made as CLP-2 was used for confirmation only.

The MRL analyzed 8/9/ 12 @1904 recovered below control limits for 4,4'-DDD at 61%. The 4,4-DDD result for FWGLL12MW-242-0105-GW was qualified as estimated, "UJ".A2HP9-

CCV Criteria
A2HP9-

- The CCV analyzed 8/10/12 @ 0023 on CLP-1 had %D above control limits of 20% for alpha-BHC at 26.6%, gamma-BHC at 26.2%,beta-BHC at 23.5%, delta-BHC at 21.5%, heptachlor at 27%, heptachlor epoxide at 26.4%, gamma chlordane at 23.1%, alpha-chlordane at 21.0%, endosulfan I at 25.1%, dieldrin at 26.4%, endrin at 26.0%, 4,4-DDD at 21.2%, 4,4-DDT at 22.3%, methoxychlor at 21.0% and DCB at 73.9%.
- The CCV analyzed 8/10/12 @ 0518 on CLP-1 had %D above control limits of 20% for alpha-BHC at 23.5%, gamma-BHC at 24.5%, heptachlor at 21.7%, heptachlor epoxide at 22.9%, endosulfan I at 23.0%, dieldrin at 22.1% and endrin at 24.4%.
- The CCV analyzed 8/10/12 @ 1027 on CLP-1 had %D above control limits of 20% for alpha-BHC at 27.6%, gamma-BHC at 28.4%, beta-BHC at 23.8%, delta-BHC at 20.6%, heptachlor at 20.8%, aldrin at 20.6%, heptachlor epoxide at 26.1%, gamma chlordane at 23.3%, alpha-chlordane at 21.6%, endosulfan I at 22.9%, dieldrin at 25.2% and endrin at 22.8% . The CCV analyzed on CLP-2 recovered above limits with a %D of 21.0% gamma-BHC.
- The CCV analyzed 8/10/12 @ 1241 on CLP-1 had %D above control limits of 20% for alpha-BHC at 21.8%, gamma-BHC at 22.4% and heptachlor at 21.1%.
  No qualifications were made for the outliers on CLP-1, as it was only used for confirmation. No qualification was made for the gamma-BHC outlier on CLP-2 as there were no detected gamma-BHC results reported for the bracketed field samples.

Matrix Spike Recovery
There was no matrix spike information provided as a matrix spike analysis was not performed on a sample from this work order.

PCB- 8082
The following QC criteria were reviewed with acceptable results, except as noted below:

- Preservation, holding time and sample handling
- Initial Calibration criteria
- DDT and Endrin breakdown criteria
- Retention time criteria
- ICV criteria
- CCV Criteria
- Method/Field blank Criteria
- LCS Recoveries
- Field Duplicate Criteria
- LOD and MRL verification criteria
- Matrix Spike Recovery Criteria and RPD
- Surrogate Recoveries
- Second Column confirmation criteria

Hold Time

The following samples were re-prepared outside the holding time of seven days but were reextracted because of low surrogates within 2x hold (12 days) and the associated results were qualified as estimated, "J/UJ": FWGDA2MW-108c-0074-GW and FWGLL12MW-246c-0107-GW.

Matrix Spike Recovery
There was no matrix spike information provided as a matrix spike analysis was not performed on a sample from this work order.

Surrogate Recovery
The surrogate, DCB, recovered below control limits of 40-135% for sample FWGLL12mw-242c-0105-GW at 19% and for sample FWGDETmw-004c-0078-GW at 39. The results for samples FWGLL12mw-242c-0105-GW and for sample FWGDETmw-004c-0078-GW were qualified as estimated, "UJ".

Metals - 6010B
The following QC criteria were reviewed with acceptable results, except as noted below:

- Holding times, preservation, sample handling
- Initial Calibration criteria
- ICV and CCV criteria
- ICB /CCBs criteria
- Method/Field blank Criteria
- LOD and MRL verification criteria
- LCS percent recovery criteria
- Lab and Field duplicate RPD criteria

Blanks
The ICB analyzed 8/7/12 had vanadium detected at 1.24ug/L. The vanadium results for samples FWGLL12mw-187c-0104-GF and FWGDA2mw-115-0076-GF were qualified, "U".

The CCBs analyzed 8/13/12 had nickel detected at 2.22ug/L and selenium at 5.15ug/L. No qualifications were made as there were no field samples bracketed by these CCBs.

The CCBs analyzed 8/7/12 had vanadium detected at 2.57ug/L, nickel at 2.8ug/L and chromium from 2.25ug/L to 4.32ug/L. The chromium results for samples FWGLL10mw-003c-0097-GF, FWGDA2mw-115-0076-GF, FWGDA2mw-Dup3-0141-GF, FWGDA2mw-114-0075-GF, FWGDA2mw-108c-0074-GF, FWGDETmw-003c-0077-GF, FWGLL12mw-187c-0104-GF, FWGLL12mw-246c-0107-GF, FWGEQUIPRinse4-107-GW and FWGDETmw-004c-0078-GF were qualified, "U". The nickel results for samples FWGDA2mw-115-0076-GF, FWGDA2mw-Dup3-0141-GF, FWGDA2mw-114-0075-GF, FWGDA2mw-108c-0074-GF and FWGEQUIPRinse4-107-GW were qualified, "U". No qualifications were made to the vanadium data as there were no reported vanadium results reported for the bracketed field samples <5x contamination.

The method blank from batch 240-52458 had chromium detected at 1.65ug/L. The chromium results for samples FWGLL10mw-003c-0097-GF, FWGDA2mw-115-0076-GF, FWGDA2mw-Dup3-0141-GF, FWGDA2mw-114-0075-GF, FWGDA2mw-108c-0074-GF, FWGDETmw-003c-0077-GF, FWGLL12mw-187c-0104-GF, FWGLL12mw-246c-0107-GF, FWGEQUIPRinse4-107-GW and FWGDETmw-004c-0078-GF were qualified, "B".

FWGEQUIPRinse4-0157-GW had chromium detected at 3ug/L and nickel at 2.4ug/L. The chromium results for samples FWGLL10mw-003c-0097-GF, FWGDA2mw-115-0076-GF, FWGDA2mw-Dup3-0141-GF, FWGDA2mw-114-0075-GF, FWGDA2mw-108c-0074-GF, FWGDETmw-003c-0077-GF, FWGLL12mw-187c-0104-GF, FWGLL12mw-246c-0107-GF and FWGDETmw-004c-0078-GF were qualified, "B". The nickel results for samples FWGDA2mw-115-0076-GF, FWGDA2mw-Dup3-0141-GF, FWGDA2mw-114-0075-GF, FWGDA2mw-108c-0074-GF, FWGDETmw-004c-0078-GF and FWGLL12mw-246c-0107-GF were qualified, "B".

Lab Duplicate RPD

The lab duplicate analyzed on FWGDETmw-003c-0077-GF recovered above control limits of 20% for chromium at 56%. The chromium results for samples FWGLL10mw-003c-0097-GF, FWGDA2mw-115-0076-GF, FWGDA2mw-Dup3-0141-GF, FWGDA2mw-114-0075-GF, FWGDA2mw-108c-0074-GF, FWGDETmw-003c-0077-GF, FWGLL12mw-187c-0104-GF, FWGLL12mw-246c-0107-GF, FWGEQUIPRinse4-107-GW and FWGDETmw-004c-0078-GF were qualified as estimated, "J".

Field Duplicate RPD

The field duplicate FWGDA2mw-Dup3-0141-GF was collected and analyzed for FWGDA2mw-115-0076-GF. The field duplicate RPD was above control limits of 30% for arsenic and vanadium at 200%. The arsenic and vanadium results for sample FWGDA2mw-115-0076-GF were qualified as estimated, "J/UJ".

MRL Recovery

The closing MRL analyzed 8/8/12 @ 0115 recovered above control limits of 70-130% for chromium at 155%. The chromium results for samples FWGLL10mw-003c-0097-GF, FWGDA2mw-115-0076-GF, FWGDA2mw-Dup3-0141-GF, FWGDA2mw-114-0075-GF, FWGDA2mw-108c-0074-GF, FWGDETmw-003c-0077-GF, FWGLL12mw-187c-0104-GF, FWGLL12mw-246c-0107-GF, FWGEQUIPRinse4-107-GW and FWGDETmw-004c-0078-GF were qualified as estimated, "J".

The closing MRL analyzed 8/10/12 @ 2038 recovered above control limits of 70-130% for chromium at 476%. No qualifications were made as there were no reported chromium results were bracketed by this MRL.

Metals - 6020

The following QC criteria were reviewed with acceptable results, except as noted below:

- Holding times, preservation, sample handling
- Initial Calibration criteria
- ICV and CCV criteria
- ICB /CCBs criteria
- Method/Field blank Criteria
- LOD and MRL verification criteria
- LCS percent recovery criteria
- Matrix Spike and Spike Duplicate Recovery and RPD Criteria
- Lab and Field Duplicate RPD Criteria

Blanks

The ICB analyzed 8/7/12 had thallium detected at 0.383ug/L. The thallium results for samples FWGDETmw-003c-0077-GF, FWGLL12mw-187c-0104-GF and FWGDETmw-004c-0078-GF were qualified, "U".

The CCBs analyzed 8/7/12 had thallium detected from 0.333 ug/L to 0.479ug/L, cadmium at 0.040ug/L to 0.077ug/L and beryllium from 0.034ug/L to 0.053ug/L. The thallium and cadmium results for samples FWGDETmw-003c-0077-GF, FWGLL12mw-187c-0104-GF and FWGDETmw-004c-0078-GF were qualified, "U". Beryllium was not detected in the bracketed field samples so no qualifications were made.

The method blank from batch 240-52458 had thallium detected at 0.321ug/L. The thallium results for samples FWGDETmw-003c-0077-GF, FWGLL12mw-187c-0104-GF, and FWGDETmw-004c-0078-GF were qualified, "B".

CCV Recovery

The CCV analyzed 8/7/12 at 2106 had antimony recover above control limits of 90-110% at 112 % and cadmium at 111% and the CCV analyzed 8/7/12 at 2148 had antimony recover above limits at 111%. The cadmium results for samples FWGDETmw-003c-0077-GF, FWGLL12mw-187c-0104-GF and FWGDETmw-004c-0078-GF were qualified, "J". No qualification was required for the antimony outlier CCV as there were no detected antimony concentrations associated with the bracketed field samples.

Post Spike Recovery
The post spike analyzed on sample FWGDETmw-003c-0077-GF recovered above control limits at 75-125% for manganese at 135%. The manganese results for samples FWGLL12mw-242c-0105-GF, FWGDA2mw-115-0076-GF, FWGDA2mw-Dup3-0141-GF, FWGDA2mw-114-0075-GF, FWGDA2mw-108c-0074-GF, FWGDETmw-003c-0077-GF, FWGLL12mw-187c-0104-GF, FWGLL12mw-246c-0107-GF and FWGDETmw-004c-0078-GF were qualified as estimated, "J"

Field Duplicate RPD
The field duplicate FWGDA2mw-Dup3-0141-GF was collected and analyzed for FWGDA2mw-115-0076-GF. The field duplicate RPD was above control limits of 30% for aluminum at 48% and antimony at 200%. The aluminum and antimony results for sample FWGDA2mw-115-0076-GF were qualified as estimated, "J".

Mercury - 7470A
The following QC criteria were reviewed with acceptable results, except as noted below:

- Holding times, preservation, sample handling
- Initial Calibration criteria
- ICV and CCV criteria
- ICB /CCBs criteria
- Method/Field blank Criteria
- LOD and MRL verification criteria
- LCS percent recovery criteria
- Lab and Field duplicate RPD criteria

No QC outliers noted.

Cyanide - 9012
The following QC criteria were reviewed with acceptable results, except as noted below:

- Holding times, preservation, sample handling
- Initial Calibration criteria
- ICV and CCV criteria
- ICB /CCBs criteria
- Method/Field blank Criteria
- MRL and MDL verification criteria
- LCS percent recovery criteria
- MS percent recovery
- Matrix Duplicate RPD criteria
- Field duplicate RPD criteria

No QC outliers were noted.

Explosives- 8330
The following QC criteria were reviewed with acceptable results, except as noted below:

- Holding times, preservation, sample handling
- Initial Calibration Criteria
- ICV and CCV criteria
- Retention time criteria
- LOD and MRL verification criteria
- Surrogate recovery criteria
- Equipment and method blanks free from contamination
- LCS/LCD Recovery and RPD Criteria

Field duplicate RPD
The field duplicate FWGDA2mw-Dup3-0141-GW was collected and analyzed for FWGDA2mw-115-0076-GW. The field duplicate RPD was above control limits of 30% for RDX at 200%. The RDX result for sample FWGDA2mw-115-0076-GW was qualified as estimated, "J".

Confirmation column RPD
The confirmation column analysis RPD for RDX on sample FWGDA2mw-115-0076-GWwas above control limits of 40% at 155%. The RDX result for sample FWGDA2mw-115-0076-GW was qualified as estimated, "J".

MRL Recovery
8/3/12 @ 0949 MRL recovered above control limits of 70-130% for 3-nitrotoluene at 133%.
8/5/12 @ 0943 MRL recovered above control limits of 70-130% for RDX at 135%, 2,6-dinitrotolune at 131% and 4-nitrotoluene at 132%.
The RDX results for samples FWGDETmw-004c-0078-GW and FWGDA2mw-115-0076-GWwere qualified as estimated, "J".

LCS Recovery
The nitroglycerin LCS from batch 2214028 recovered above control limits of 85-115% at 117%. No qualifications were made as there were no detected nitroglycerin results associated with the field samples extracted in this batch.

Matrix Spike Recovery
A matrix spike and spike duplicate were not analyzed due to inadequate sample volume.

Nitroguanidine- 8330M
The following QC criteria were reviewed with acceptable results, except as noted below:

- Holding times, preservation, sample handling
- Initial Calibration criteria
- Retention time criteria
- LOD and MRL verification criteria
- ICV and CCV criteria
- The method blank and equipment blanks were free from contamination
- LCS/LCSD percent recoveries and RPD value criteria
- Matrix spike recovery criteria

No QC outliers were noted.

Nitrocellulose – WS-WC-0050
The following QC criteria were reviewed with acceptable results, except as noted below:

- Holding times, preservation, sample handling
- Sample preparation criteria
- Initial Calibration criteria
- ICV and CCV criteria
- The method and equipment blanks were free from contamination
- LOD and MRL verification criteria
- ICB and CCBs were free from contamination
- LCS/LCSD percent recoveries and RPD value criteria
- MS/MSD percent recoveries

No QC outliers were noted.

Site: Ravenna Army Ammunition Plant
Sampling Event: July 2012 **Date:** February 5, 2013
Sample Delivery Group: 240-13565 **Revision:** 2

Nitrate/Nitrite – EPA 353.2

The following QC criteria were reviewed with acceptable results, except as noted below:

- Holding times, preservation, sample handling
- Sample preparation criteria
- Initial Calibration criteria
- ICV and CCV criteria
- The method and equipment blanks were free from contamination
- LOD and MRL verification criteria
- ICB and CCBs were free from contamination
- LCS/LCSD percent recoveries and RPD value criteria
- MS/MSD percent recoveries

Matrix Spike Recovery

The MS and MSD analyzed on sample FWGSCFmw-002-0130-GW recovered below limits of 90-120% at 81% and 81%. The nitrate –nitrite results for samples FWGLL12mw-187c-0104-GW, FWGLL12mw-242c-0105-GW, FWGLL12mw-246c-0107-GW and FWGEQUIPRinse4-0157-GW were qualified as estimated, "J/UJ".

Blanks

FWGEQUIPRINSE4-0157-GW had nitrate-nitrite detected at 0.00*53*mg/L. Sample FWGLL12mw-2*46c*-0*107*-GW was qualified, "B".

CASE NARRATIVE

Client: Environmental Quality Mgt., Inc.

Project: RVAAP 66 (OH)

Report Number: 240-13565-1

With the exceptions noted as flags or footnotes, standard analytical protocols were followed in the analysis of the samples and no problems were encountered or anomalies observed. In addition all laboratory quality control samples were within established control limits, with any exceptions noted below. Each sample was analyzed to achieve the lowest possible reporting limit within the constraints of the method. In some cases, due to interference or analytes present at high concentrations, samples were diluted. For diluted samples, the reporting limits are adjusted relative to the dilution required.

The 8330 Explosives, Nitrocellulose as N, UV/HPLC-SOP, Nitroguanidine analyses were performed at the TestAmerica West Sacramento Laboratory.

Calculations are performed before rounding to avoid round-off errors in calculated results.

All holding times were met and proper preservation noted for the methods performed on these samples, unless otherwise detailed in the individual sections below.

TestAmerica utilizes USEPA approved methods and DOD QSM, where applicable, in all analytical work. The samples presented in this report were analyzed for the parameter(s) listed on the analytical methods summary page in accordance with the method(s) indicated. A summary of QC data for these analyses is included at the back of the report.

TestAmerica North Canton attests to the validity of the laboratory data generated by TestAmerica facilities reported herein. All analyses performed by TestAmerica facilities were done using established laboratory SOPs that incorporate QA/QC procedures described in the applicable methods. TestAmerica's operations groups have reviewed the data for compliance with the laboratory QA/QC plan, and data have been found to be compliant with laboratory protocols unless otherwise noted below.

All solid sample results are reported on an "as received" basis unless otherwise indicated by the presence of a % solids value in the method header.

This laboratory report is confidential and is intended for the sole use of TestAmerica and its client.

All parameters for which TestAmerica North Canton has certification were evaluated to the limit of detection (LOD) and include qualified results where applicable. Parameters not certified under QSM, if any, were evaluated to the detection limit (DL) and include qualified results where applicable.

The sample(s) that contain constituents flagged with U are undetected. The result associated with this flag is the limit of detection (LOD).

RECEIPT

The samples were received on 07/27/2012; the samples arrived in good condition, properly preserved and on ice. The temperature of the coolers at receipt was 1.8, 2.1, 2.4, 2.5, 3.6, 3.6, 3.9, 4.3, 4.4, 4.6 and 5.8 C.

VOLATILE ORGANIC COMPOUNDS (GC-MS)

Samples FWGTEAM1-TRIP (240-13565-1), FWGLL12MW-242C-0105-GW (240-13565-2), FWGDETMW-003C-0077-GW (240-13565-4), FWGTEAM2 TRIP (240-13565-8), FWGLL10MW-003C-0097-GW (240-13565-9), FWGDA2MW-115-0076-GW (240-13565-11), FWGDETMW-004C-0078-GW (240-13565-13), FWGDA2MW-DUP3-0141-GW (240-13565-14), FWGLL12MW-187C-0104-GW (240-13565-16), FWGEQUIPRINSE4-0157-GW (240-13565-20), FWGTEAM3-TRIP (240-13565-21), FWGLL12MW-246C-0107-GW (240-13565-22), FWG FIELD TEAM4-TRIP (240-13565-24) and FWGDA2MW-114-0075-GW (240-13565-25) were analyzed for volatile organic compounds (GC-MS) in accordance with EPA SW-846 Method 8260B DoD. The samples were analyzed on 08/01/2012 and 08/02/2012.

Acetone was detected in method blank MB 240-52844/6 at a level that was above the method detection limit but below the reporting limit. The value should be considered an estimate, and has been flagged "J". If the associated sample reported a result above the MDL and/or RL, the result has been "B" flagged.

Methylene Chloride was detected in method blank MB 240-52945/6 at a level that was above the method detection limit but below the reporting limit. The value should be considered an estimate, and has been flagged "J". If the associated sample reported a result above

the MDL and/or RL, the result has been "B" flagged.

o-Xylene failed the recovery criteria low for MRL 240-52844/3. cis-1,3-Dichloropropene and trans-1,3-Dichloropropene failed the recovery criteria high.

Bromomethane, cis-1,3-Dichloropropene and trans-1,3-Dichloropropene failed the recovery criteria high for MRL 240-52844/53.

Chloromethane failed the recovery criteria low for MRL 240-52945/13. Chloroethane and Methylene Chloride failed the recovery criteria high.

Bromomethane, Chloroethane and Methylene Chloride failed the recovery criteria high for MRL 240-52945/4.

The initial calibration verification (ICV) for Bromomethane, Chloroethane associated with batch 52945 recovered above the upper control limit. The samples associated with this ICV were non-detects for the affected analytes; therefore, the data have been reported.

No other difficulties were encountered during the VOCs analyses. All other quality control parameters were within the acceptance limits.

CHLORINATED PESTICIDES

Samples FWGLL12MW-242C-0105-GW (240-13565-2), FWGDETMW-003C-0077-GW (240-13565-4), FWGDA2MW-115-0076-GW (240-13565-11), FWGDETMW-004C-0078-GW (240-13565-13), FWGDA2MW-DUP3-0141-GW (240-13565-14), FWGLL12MW-187C-0104-GW (240-13565-16), FWGEQUIPRINSE4-0157-GW (240-13565-20), FWGLL12MW-246C-0107-GW (240-13565-22) and FWGDA2MW-114-0075-GW (240-13565-25) were analyzed for chlorinated pesticides in accordance with EPA SW-846 Method 8081A DoD. The samples were prepared on 07/28/2012 and 08/07/2012 and analyzed on 08/03/2012 and 08/10/2012.

The opening Pesticide Performance Evaluation Mix (PEM) did not meet DDT breakdown criteria on the confirmation column. All data is reported from the primary column for the associated samples FWGDA2MW-114-0075-GW (240-13565-25), FWGDA2MW-115-0076-GW (240-13565-11), FWGDA2MW-DUP3-0141-GW (240-13565-14), FWGDETMW-003C-0077-GW (240-13565-4), FWGDETMW-004C-0078-GW (240-13565-13), FWGEQUIPRINSE4-0157-GW (240-13565-20), FWGLL12MW-187C-0104-GW (240-13565-16), FWGLL12MW-246C-0107-GW (240-13565-22).

The following samples were re-prepared outside of standard preparation holding time but within double the holding time limit because of low surrogates on the original extraction: FWGLL12MW-242C-0105-GW (240-13565-2). The re-extraction data passed criteria; therefore the re-extraction data have been reported

Surrogate recovery for the following sample was outside control limits: FWGLL12MW-242C-0105-GW (240-13565-2). Evidence of matrix interference confirmed by re-extraction.

The opening minimum reporting limit (MRL) for analytical 53927 exceeded control criteria for DDD on the primary column. DDD was within control limits on the confirmation column and the associated samples FWGLL12MW-242C-0105-GW (240-13565-2) were non-detects for the affected analyte; therefore the data have been reported.

Insufficient sample volume was available to perform a matrix spike/matrix spike duplicate (MS/MSD) associated with batch 53520. 3520C 8081

No other difficulties were encountered during the pesticides analyses. All quality control parameters were within the acceptance limits.

POLYCHLORINATED BIPHENYLS (PCBS)

Samples FWGLL12MW-242C-0105-GW (240-13565-2), FWGDETMW-003C-0077-GW (240-13565-4), FWGDA2MW-115-0076-GW (240-13565-11), FWGDETMW-004C-0078-GW (240-13565-13), FWGDA2MW-DUP3-0141-GW (240-13565-14), FWGLL12MW-187C-0104-GW (240-13565-16), FWGDA2MW-108C-0074-GW (240-13565-18), FWGEQUIPRINSE4-0157-GW (240-13565-20), FWGLL12MW-246C-0107-GW (240-13565-22) and FWGDA2MW-114-0075-GW (240-13565-25) were analyzed for polychlorinated biphenyls (PCBs) in accordance with EPA SW-846 Method 8082 DOD. The samples were prepared on 07/28/2012 and 08/07/2012 and analyzed on 08/01/2012, 08/02/2012 and 08/10/2012.

DCB Decachlorobiphenyl failed the surrogate recovery criteria low for FWGLL12MW-242C-0105-GW (240-13565-2).

Surrogate recovery for the following samples was outside control limits: FWGLL12MW-242C-0105-GW (240-13565-2). Re-extraction and/or re-analysis was performed with concurring results. The original analysis has been reported.

Surrogate recovery for the following samples was outside control limits: FWGDA2MW-108C-0074-GW (240-13565-18), FWGLL12MW-246C-0107-GW (240-13565-22). Re-extraction and/or re-analysis was performed outside of holding time with acceptable results. Only the re-extract data is reported.

Surrogate recovery for the following sample was outside control limits: FWGDA2MW-108C-0074-GW (240-13565-18), FWGLL12MW-246C-0107-GW (240-13565-22). Re-extraction and/or re-analysis was performed outside of holding time with acceptable results. Only the re-extract data is reported.

Insufficient sample volume was available to perform a matrix spike/matrix spike duplicate (MS/MSD) associated with batch 53522. 3520C 8082_DoD

No other difficulties were encountered during the PCBs analyses. All other quality control parameters were within the acceptance limits.

TOTAL RECOVERABLE METALS (ICP)

Samples FWGLL12MW-242C-0105-GF (240-13565-3), FWGDETMW-003C-0077-GF (240-13565-5), FWGDETMW-004C-0078-GF (240-13565-6), FWGLL10MW-003C-0097-GF (240-13565-10), FWGDA2MW-115-0076-GF (240-13565-12), FWGDA2MW-DUP3-0141-GF (240-13565-15), FWGLL12MW-187C-0104-GF (240-13565-17), FWGDA2MW-108C-0074-GF (240-13565-19), FWGEQUIPRINSE4-0157-GW (240-13565-20), FWGLL12MW-246C-0107-GF (240-13565-23) and FWGDA2MW-114-0075-GF (240-13565-26) were analyzed for total recoverable metals (ICP) in accordance with EPA SW-846 Method 6010B DoD. The samples were prepared on 07/30/2012 and analyzed on 08/08/2012 and 08/10/2012.

ICB, CCB, and ICSA samples are evaluated using the lowest LOD and DL criteria in LIMS. Using these criteria, an individual element may occasionally be flagged as out of control. If the element has a higher LOD or DL, the data is evaluated to the higher limit and determined to be acceptable.

Chromium was detected in method blank MB 240-52458/1-A at a level that was above the method detection limit but below the reporting limit. The value should be considered an estimate, and has been flagged "J". If the associated sample reported a result above the MDL and/or RL, the result has been "B" flagged.

Sample FWGLL12MW-187C-0104-GF (240-13565-17)[2X] required dilution prior to analysis due to the nature of the sample matrix. The reporting limits have been adjusted accordingly.

The CCB was greater than or equal to the requested reporting for Chromium. Since the sample results were below the requested reporting limit the results were accepted. FWGDA2MW-108C-0074-GF (240-13565-19), FWGDA2MW-114-0075-GF (240-13565-26), FWGDA2MW-115-0076-GF (240-13565-12), FWGDA2MW-DUP3-0141-GF (240-13565-15), FWGEQUIPRINSE4-0157-GW (240-13565-20), FWGLL12MW-187C-0104-GF (240-13565-17), FWGLL12MW-246C-0107-GF (240-13565-23)

The Final CRI Standard was outside of acceptance criteria for Chromium. No corrective action was required.

No other difficulties were encountered during the metals analyses. All other quality control parameters were within the acceptance limits.

TOTAL RECOVERABLE METALS (ICPMS)

Samples FWGLL12MW-242C-0105-GF (240-13565-3), FWGDETMW-003C-0077-GF (240-13565-5), FWGDETMW-004C-0078-GF (240-13565-6), FWGLL10MW-003C-0097-GF (240-13565-10), FWGDA2MW-115-0076-GF (240-13565-12), FWGDA2MW-DUP3-0141-GF (240-13565-15), FWGLL12MW-187C-0104-GF (240-13565-17), FWGDA2MW-108C-0074-GF (240-13565-19), FWGEQUIPRINSE4-0157-GW (240-13565-20), FWGLL12MW-246C-0107-GF (240-13565-23) and FWGDA2MW-114-0075-GF (240-13565-26) were analyzed for total recoverable metals (ICPMS) in accordance with EPA SW-846 Method 6020 DoD. The samples were prepared on 07/30/2012 and analyzed on 08/07/2012.

ICB, CCB, and ICSA samples are evaluated using the lowest LOD and DL criteria in LIMS. Using these criteria, an individual element may occasionally be flagged as out of control. If the element has a higher LOD or DL, the data is evaluated to the higher limit and determined to be acceptable.

Thallium was detected in method blank MB 240-52458/1-A at a level that was above the method detection limit but below the reporting limit. The value should be considered an estimate, and has been flagged "J". If the associated sample reported a result above the MDL and/or RL, the result has been "B" flagged.

The continuing calibration verification (CCV) for Antimony and Cadmium and the continuing calibration blank (CCB) for Cadmium associated with batch 52458 recovered above the upper control limit. The samples associated with this CCV and CCB were non-detects for the affected analytes; therefore, the data have been reported. FWGDA2MW-108C-0074-GF (240-13565-19), FWGDA2MW-114-0075-GF (240-13565-26), FWGDA2MW-115-0076-GF (240-13565-12), FWGDA2MW-DUP3-0141-GF (240-13565-15), FWGDETMW-003C-0077-GF (240-13565-5), FWGDETMW-004C-0078-GF (240-13565-6), FWGEQUIPRINSE4-0157-GW (240-13565-20), FWGLL10MW-003C-0097-GF (240-13565-10), FWGLL12MW-187C-0104-GF (240-13565-17), FWGLL12MW-246C-0107-GF (240-13565-23)

No other difficulties were encountered during the metals analyses. All other quality control parameters were within the acceptance limits.

TOTAL MERCURY - DOD

Samples FWGLL12MW-242C-0105-GF (240-13565-3), FWGDETMW-003C-0077-GF (240-13565-5), FWGDETMW-004C-0078-GF (240-13565-6), FWGLL10MW-003C-0097-GF (240-13565-10), FWGDA2MW-115-0076-GF (240-13565-12), FWGDA2MW-DUP3-0141-GF (240-13565-15), FWGLL12MW-187C-0104-GF (240-13565-17), FWGDA2MW-108C-0074-GF

(240-13565-19), FWGEQUIPRINSE4-0157-GW (240-13565-20), FWGLL12MW-246C-0107-GF (240-13565-23) and FWGDA2MW-114-0075-GF (240-13565-26) were analyzed for Total Mercury - DOD in accordance with EPA SW-846 Method 7470A. The samples were prepared on 07/30/2012 and analyzed on 07/31/2012.

No difficulties were encountered during the mercury analyses. All quality control parameters were within the acceptance limits.

TOTAL CYANIDE

Samples FWGDETMW-003C-0077-GW (240-13565-4), FWGDETMW-004C-0078-GW (240-13565-7), FWGDA2MW-115-0076-GW (240-13565-11), FWGDA2MW-DUP3-0141-GW (240-13565-14), FWGEQUIPRINSE4-0157-GW (240-13565-20) and FWGDA2MW-114-0075-GW (240-13565-25) were analyzed for total cyanide in accordance with EPA SW-846 Method 9012A. The samples were prepared and analyzed on 07/31/2012.

No other difficulties were encountered during the cyanide analyses. All other quality control parameters were within the acceptance limits.

TestAmerica West Sacramento Project Number G2G280425

General Comments

Manual integrations were performed only when necessary and are in compliance with the laboratory's standard operating procedure, Acceptable Manual Integration
Practices, SOP No.: S-Q-004, including Addendum 1. Detailed information can be found in the Manual Integration Addendum section of this report.

WATER, 8330, Explosives

Sample(s): FWGLL12MW-242C-0105-GW, FWGDETMW-003C-0077-GW, FWGDA2MW-115-0076-GW, FWGDETMW-004C-0078-GW, FWGDA2MW-DUP3-0141-GW, FWGLL12MW-187C-0104-GW, FWGDA2MW-108C-0074-GW, FWGEQUIPRINSE4-0157-GW, FWGLL12MW-246C-0107-GW, and FWGDA2MW-114-0075-GW.
There was insufficient sample volume to prepare a matrix spike/matrix spike duplicate (MS/MSD) pair with this batch.

Sample(s): FWGLL12MW-242C-0105-GW, FWGDETMW-003C-0077-GW, FWGDA2MW-115-0076-GW, FWGDETMW-004C-0078-GW, FWGDA2MW-DUP3-0141-GW, FWGLL12MW-187C-0104-GW, FWGDA2MW-108C-0074-GW, FWGEQUIPRINSE4-0157-GW, FWGLL12MW-246C-0107-GW, and FWGDA2MW-114-0075-GW.
The associated laboratory control sample has a high recovery for Nitroglycerin (117%). Since the associated sample result was "ND" for this analyte, no corrective action was performed. Note: The exceedence met the criteria for a marginal exceedance, per NELAC guidelines.

Sample(s): FWGLL12MW-242C-0105-GW, FWGDETMW-003C-0077-GW, FWGDA2MW-115-0076-GW, FWGDETMW-004C-0078-GW, FWGDA2MW-DUP3-0141-GW, FWGLL12MW-187C-0104-GW, FWGDA2MW-108C-0074-GW, FWGEQUIPRINSE4-0157-GW, FWGLL12MW-246C-0107-GW, and FWGDA2MW-114-0075-GW.
The following analytes had high percent difference values in the MRL standards:
LC10 - 8/1/12 - RDX (38%), Nitrobenzene (31%), & 3-Nitrotoluene (35%).
LC10 - 8/3/12 - 3-Nitrotoluene (33%).
LC10 - 8/5/12 - RDX (35%), 2,6-Dinitrotoluene (31%) & 4-Nitrotoluene (32%).
Since the MRL standard is at a level that is approximately 2X the method detection limit and the analytes were detected in the standard, no corrective action was performed.

CASE NARRATIVE

Client: Environmental Quality Mgt., Inc.

Project: RVAAP 66 (OH)

Report Number: 240-13565-2

With the exceptions noted as flags or footnotes, standard analytical protocols were followed in the analysis of the samples and no problems were encountered or anomalies observed. In addition all laboratory quality control samples were within established control limits, with any exceptions noted below. Each sample was analyzed to achieve the lowest possible reporting limit within the constraints of the method. In some cases, due to interference or analytes present at high concentrations, samples were diluted. For diluted samples, the reporting limits are adjusted relative to the dilution required.

Calculations are performed before rounding to avoid round-off errors in calculated results.

All holding times were met and proper preservation noted for the methods performed on these samples, unless otherwise detailed in the individual sections below.

TestAmerica utilizes USEPA approved methods and DOD QSM, where applicable, in all analytical work. The samples presented in this report were analyzed for the parameter(s) listed on the analytical methods summary page in accordance with the method(s) indicated.A summary of QC data for these analyses is included at the back of the report.

TestAmerica North Canton attests to the validity of the laboratory data generated by TestAmerica facilities reported herein. All analyses performed by TestAmerica facilities were done using established laboratory SOPs that incorporate QA/QC procedures described in the applicable methods. TestAmerica's operations groups have reviewed the data for compliance with the laboratory QA/QC plan, and data have been found to be compliant with laboratory protocols unless otherwise noted below.

All solid sample results are reported on an "as received" basis unless otherwise indicated by the presence of a % solids value in the method header.

This laboratory report is confidential and is intended for the sole use of TestAmerica and its client

All parameters for which TestAmerica North Canton has certification were evaluated to the limit of detection (LOD) and include qualified results where applicable. Parameters not certified under QSM, if any, were evaluated to the detection limit (DL) and include qualified results where applicable.

The sample(s) that contain constituents flagged with U are undetected. The result associated with this flag is the limit of detection (LOD).

RECEIPT

The samples were received on 07/27/2012; the samples arrived in good condition, properly preserved and on ice. The temperatures of the coolers at receipt were 1.8° C, 2.1° C, 2.4° C, 2.5° C, 3.6° C, 3.6° C, 3.9° C, 4.3° C, 4.4° C, 4.6° C and 5.8° C.

SEMIVOLATILE ORGANIC COMPOUNDS (GC-MS)

Samples FWGLL12MW-242C-0105-GW (240-13565-2), FWGDETMW-003C-0077-GW (240-13565-4), FWGDA2MW-115-0076-GW (240-13565-11), FWGDETMW-004C-0078-GW (240-13565-13), FWGDA2MW-DUP3-0141-GW (240-13565-14), FWGLL12MW-187C-0104-GW (240-13565-16), FWGDA2MW-108C-0074-GW (240-13565-18), FWGEQUIPRINSE4-0157-GW (240-13565-20), FWGLL12MW-246C-0107-GW (240-13565-22) and FWGDA2MW-114-0075-GW (240-13565-25) were analyzed for semivolatile organic compounds (GC-MS) in accordance with EPA SW-846 Method 8270C. The samples were prepared on 07/30/2012 and analyzed on 08/27/2012.

Surrogates are added during the extraction process prior to dilution. When the sample is diluted, surrogate recoveries are diluted out and no corrective action is required.

2-Fluorobiphenyl (Surr) failed the surrogate recovery criteria low for samples FWGDETMW-004C-0078-GW (240-13565-13) and FWGEQUIPRINSE4-0157-GW (240-13565-20). The one BN surrogate recovery was below acceptance criteria. Due to the length of time elapsed since sampling no corrective action was initiated. Results have been flagged.

Insufficient sample volume was available to perform a matrix spike/matrix spike duplicate (MS/MSD) associated with batch 52486. 3520C_Acid.

No other difficulties were encountered during the SVOCs analyses. All other quality control parameters were within the acceptance limits.

SAMPLE SUMMARY

Client: Environmental Quality Mgt., Inc.

Job Number: 240-13565-1

Lab Sample ID	Client Sample ID	Client Matrix	Date/Time Sampled	Date/Time Received
240-13565-1	FWGTEAM1-TRIP	Water	07/26/2012 0800	07/27/2012 0800
240-13565-2	FWGLL12MW-242C-0105-GW	Water	07/26/2012 0915	07/27/2012 0800
240-13565-3	FWGLL12MW-242C-0105-GF	Water	07/26/2012 0915	07/27/2012 0800
240-13565-4	FWGDETMW-003C-0077-GW	Water	07/26/2012 1100	07/27/2012 0800
240-13565-5	FWGDETMW-003C-0077-GF	Water	07/26/2012 1100	07/27/2012 0800
240-13565-6	FWGDETMW-004C-0078-GF	Water	07/25/2012 1654	07/27/2012 0800
240-13565-7	FWGDETMW-004C-0078-GW	Water	07/25/2012 1654	07/27/2012 0800
240-13565-8	FWGTEAM2 TRIP	Water	07/26/2012 0800	07/27/2012 0800
240-13565-9	FWGLL10MW-003C-0097-GW	Water	07/26/2012 0904	07/27/2012 0800
240-13565-10	FWGLL10MW-003C-0097-GF	Water	07/26/2012 0904	07/27/2012 0800
240-13565-11	FWGDA2MW-115-0076-GW	Water	07/26/2012 1018	07/27/2012 0800
240-13565-12	FWGDA2MW-115-0076-GF	Water	07/26/2012 1018	07/27/2012 0800
240-13565-13	FWGDETMW-004C-0078-GW	Water	07/26/2012 1102	07/27/2012 0800
240-13565-14	FWGDA2MW-DUP3-0141-GW	Water	07/26/2012 1122	07/27/2012 0800
240-13565-15	FWGDA2MW-DUP3-0141-GF	Water	07/26/2012 1122	07/27/2012 0800
240-13565-16	FWGLL12MW-187C-0104-GW	Water	07/26/2012 0903	07/27/2012 0800
240-13565-17	FWGLL12MW-187C-0104-GF	Water	07/26/2012 0903	07/27/2012 0800
240-13565-18	FWGDA2MW-108C-0074-GW	Water	07/26/2012 1043	07/27/2012 0800
240-13565-19	FWGDA2MW-108C-0074-GF	Water	07/26/2012 1043	07/27/2012 0800
240-13565-20	FWGEQUIPRINSE4-0157-GW	Water	07/26/2012 1133	07/27/2012 0800
240-13565-21	FWGTEAM3-TRIP	Water	07/26/2012 0800	07/27/2012 0800
240-13565-22	FWGLL12MW-246C-0107-GW	Water	07/26/2012 0847	07/27/2012 0800
240-13565-23	FWGLL12MW-246C-0107-GF	Water	07/26/2012 0847	07/27/2012 0800
240-13565-24	FWG FIELD TEAM4-TRIP	Water	07/26/2012 0800	07/27/2012 0800
240-13565-25	FWGDA2MW-114-0075-GW	Water	07/26/2012 1011	07/27/2012 0800
240-13565-26	FWGDA2MW-114-0075-GF	Water	07/26/2012 1011	07/27/2012 0800

Sample Summary

TestAmerica West Sacramento Project Number G2G280425

WO#	Sample #	Client Sample ID	Sampling Date	Received Date
MVV02	1	FWGLL12MW-242C-0105-GW	7/26/2012 09:15 AM	7/28/2012 09:20 AM
MVV03	2	FWGDETMW-003C-0077-GW	7/26/2012 11:00 AM	7/28/2012 09:20 AM
MVV04	3	FWGDA2MW-115-0076-GW	7/26/2012 10:18 AM	7/28/2012 09:20 AM
MVV05	4	FWGDETMW-004C-0078-GW	7/26/2012 11:02 AM	7/28/2012 09:20 AM
MVV06	5	FWGDA2MW-DUP3-0141-GW	7/26/2012 11:22 AM	7/28/2012 09:20 AM
MVV07	6	FWGLL12MW-187C-0104-GW	7/26/2012 09:03 AM	7/28/2012 09:20 AM
MVV08	7	FWGDA2MW-108C-0074-GW	7/26/2012 10:43 AM	7/28/2012 09:20 AM
MVV09	8	FWGEQUIPRINSE4-0157-GW	7/26/2012 11:33 AM	7/28/2012 09:20 AM
MVV1A	9	FWGLL12MW-246C-0107-GW	7/26/2012 08:47 AM	7/28/2012 09:20 AM
MVV1C	10	FWGDA2MW-114-0075-GW	7/26/2012 10:11 AM	7/28/2012 09:20 AM

Notes(s):

- The analytical results of the samples listed above are presented on the following pages.
- All calculations are performed before rounding to avoid round-off errors in calculated results.
- Results noted as "ND" were not detected at or above the stated limit.
- This report must not be reproduced, except in full, without the written approval of the laboratory.
- Results for the following parameters are never reported on a dry weight basis: color, corrosivity, density, flashpoint, ignitability, layers, odor, paint filter test, pH, porosity, pressure, reactivity, redox potential, specific gravity, spot tests, solids, solubility, temperature, viscosity, and weight.

SAMPLE SUMMARY

Client: Environmental Quality Mgt., Inc.

Job Number: 240-13565-2

Lab Sample ID	Client Sample ID	Client Matrix	Date/Time Sampled	Date/Time Received
240-13565-2	FWGLL12MW-242C-0105-GW	Water	07/26/2012 0915	07/27/2012 0800
240-13565-4	FWGDETMW-003C-0077-GW	Water	07/26/2012 1100	07/27/2012 0800
240-13565-11	FWGDA2MW-115-0076-GW	Water	07/26/2012 1018	07/27/2012 0800
240-13565-13	FWGDETMW-004C-0078-GW	Water	07/26/2012 1102	07/27/2012 0800
240-13565-14	FWGDA2MW-DUP3-0141-GW	Water	07/26/2012 1122	07/27/2012 0800
240-13565-16	FWGLL12MW-187C-0104-GW	Water	07/26/2012 0903	07/27/2012 0800
240-13565-18	FWGDA2MW-108C-0074-GW	Water	07/26/2012 1043	07/27/2012 0800
240-13565-20	FWGEQUIPRINSE4-0157-GW	Water	07/26/2012 1133	07/27/2012 0800
240-13565-22	FWGLL12MW-246C-0107-GW	Water	07/26/2012 0847	07/27/2012 0800
240-13565-25	FWGDA2MW-114-0075-GW	Water	07/26/2012 1011	07/27/2012 0800

METHOD SUMMARY

Client: Environmental Quality Mgt., Inc. Job Number: 240-13565-1

Description	Lab Location	Method	Preparation Method
Matrix Water			
Volatile Organic Compounds (GC/MS)	TAL NC	SW846 8260B/DoD	
Purge and Trap	TAL NC		SW846 5030B
Organochlorine Pesticides (GC)	TAL NC	SW846 8081/DOD	
Liquid-Liquid Extraction (Continuous)	TAL NC		SW846 3520C
Polychlorinated Biphenyls (PCBs) by Gas Chromatography	TAL NC	SW846 8082/DOD	
Liquid-Liquid Extraction (Continuous)	TAL NC		SW846 3520C
Metals (ICP)	TAL NC	SW846 6010B/DOD	
Preparation, Total Recoverable or Dissolved Metals	TAL NC		SW846 3005A
Metals (ICP/MS)	TAL NC	SW846 6020/DOD	
Preparation, Total Recoverable or Dissolved Metals	TAL NC		SW846 3005A
Mercury (CVAA)	TAL NC	SW846 7470A/DOD	
Preparation, Mercury	TAL NC		SW846 7470A
Cyanide, Total and/or Amenable	TAL NC	SW846 9012A	
Cyanide, Total and/or Amenable, Distillation	TAL NC		SW846 9012A
General Sub Contract Method	TAL WSC	Subcontract	

Lab References:

TAL NC = TestAmerica Canton

TAL WSC = TestAmerica West Sacramento

Method References:

SW846 = "Test Methods For Evaluating Solid Waste, Physical/Chemical Methods", Third Edition, November 1986 And Its Updates.

ANALYTICAL METHODS SUMMARY

G2G280425

PARAMETER	ANALYTICAL METHOD
Nitrate-Nitrite	MCAWW 353.2
Nitroaromatics and Nitramines by HPLC	SW846 8330/8330A
Nitrocellulose as N, WS-WC-0050 (Colorimetric)	TAL-SOP WS-WC-0050
Organics by UV/HPLC	SW846 8330 (Modified)

References:

MCAWW "Methods for Chemical Analysis of Water and Wastes", EPA-600/4-79-020, March 1983 and subsequent revisions.

SW846 "Test Methods for Evaluating Solid Waste, Physical/Chemical Methods", Third Edition, November 1986 and its updates.

TAL-SOP TESTAMERICA LABORATORIES INC., LABORATORY STANDARD OPERATING PROCEDURE

METHOD SUMMARY

Client: Environmental Quality Mgt., Inc. Job Number: 240-13565-2

Description	Lab Location	Method	Preparation Method
Matrix: Water			
Semivolatile Organic Compounds (GC/MS)	TAL NC	SW846 8270C/DoD	
Liquid-Liquid Extraction (Continuous)	TAL NC		SW846 3520C

Lab References:

TAL NC = TestAmerica Canton

Method References:

SW846 = "Test Methods For Evaluating Solid Waste, Physical/Chemical Methods", Third Edition, November 1986 And Its Updates.

Chain of Custody Record

TestAmerica

THE LEADER IN ENVIRONMENTAL TESTING

TestAmerica Laboratory location: North Canton

Regulatory program: ☐ DW ☐ NPDES ☐ RCRA ☒ Other

TestAmerica Laboratories, Inc.

Client Contact				
Company Name: EQM	Client Project Manager: John Miller	Site Contact: Er'k Corbin	Lab Contact: Mark Loeb	COC No: 043220
Address: 1800 Carillon Blvd	Telephone:	Telephone:	Telephone:	1 of 1 COCs
City/State/Zip: Cincinnati OH 45240	Email: ecorbin@eqm.com	Analysis Turnaround Time (in BUS days)	Analyses	For lab use only
Phone: 513-825-7500		TAT if different from below: Per SOW ☒ 3 weeks ☐ 2 weeks ☐ 1 week ☐ 2 days ☐ 1 day		Walk-in client: ☐ Lab pickup: ☐ Lab sampling: ☐
Project Name: RVAAP66 (OH)	Method of Shipment/Carrier: Lab Pick-VA			Job/SDG No:
Project Number: 030174.0016.001.9.1	Shipping/Tracking No: NA			
PO#				Sample Specific Notes / Special Instructions:

Sample Identification	Sample Date	Sample Time	Matrix: Air	Aqueous	Sediment	Solid	Other:	Containers & Preservatives: H2SO4	HNO3	HCl	NaOH	ZnAc/NaOH	Unpres	Other:	Filtered Sample (Y/N)	Composite=C / Grab=G	VOC 8260	SVOC 1,2,+3	Pest 8081	PCB 8082	Explosives 8330	Propellants 6010/6020/7470	Metals	NO3/NO2	SVOC 4	Cyanide 9012	Sample Specific Notes / Special Instructions:
FWG Team 1 - Trip	7/26/12	08:00		X						2					N	G	X										IC3
FWGLL12mw-242C-0105-GW	7/26/12	09:15		X				1		3			9		N	G	X	X	X	X	X	X		X			IC3
FWGLL12mw-242C-0165-GF	7/26/12	09:15		X					1						Y	G							X				IC3
FWGDETmw-003C-0077-GW	7/26/12	11:00		X						3	1		9		N	G	X		X	X	X	X			X	X	173
FWGDETmw-003C-0077-GF	7/26/12	11:00		X					1						Y	G							X				173

EC 7/26/12

Possible Hazard Identification: ☒ Non-Hazard ☐ Flammable ☐ Skin Irritant ☐ Poison B ☐ Unknown

Sample Disposal (A fee may be assessed if samples are retained longer than 1 month): ☐ Return to Client ☒ Disposal By Lab ☐ Archive For _____ Months

Special Instructions/QC Requirements & Comments:

All metals are field filtered. All VOCs in cooler IC3

Temps may not meet requirements if sample collection is close to lab pickup time.

Relinquished by:	Company:	Date/Time:	Received by:	Company:	Date/Time:
	EQM	7-26-12		TAL-NC	7-26-12-1600
Relinquished by:	Company:	Date/Time:	Received by:	Company:	Date/Time:
	TAL-NC	7-26-12-1700			
Relinquished by:	Company:	Date/Time:	Received in Laboratory by:	Company:	Date/Time:
				TAL	7/27/12 800

©2009 TestAmerica Laboratories, Inc. All rights reserved. TestAmerica & Design ™ are trademarks of TestAmerica Laboratories, Inc.

Chain of Custody Record

TestAmerica

THE LEADER IN ENVIRONMENTAL TESTING

TestAmerica Laboratory location: N. Canton

Regulatory program: ☐ DW ☐ NPDES ☒ RCRA ☐ Other

TestAmerica Laboratories, Inc.

Client Contact					
Company Name: EQM	Client Project Manager: John Miller	Site Contact: Eric Corbin	Lab Contact: Mark Loeb	COC No: CA 07261 2	
Address: 1800 Carillon Blvd	Telephone: 513 825 7500	Telephone: ext 7495	Telephone: 330 497 9396	1 of 1 COCs	
City/State/Zip: Cincinnati OH 45240	Email: ecorbin@eqm.com	Analysis Turnaround Time	Analyses		
Phone: 513 825 7500		TAT if different from below: ☐ 3 weeks ☐ 2 weeks ☐ 1 week ☐ 2 days ☐ 1 day			
Project Name: RVAAP 16	Method of Shipment/Carrier: Labpickup				
Project Number: 30174.0016.001	Shipping/Tracking No:				
PO #					

Sample Identification	Sample Date	Sample Time	Matrix: Air	Aqueous	Sediment	Solid	Other	Containers & Preservatives: H2SO4	HNO3	HCl	NaOH	ZnAc/NaOH	Unpres	Other	Filtered Sample (Y/N)	Composite (C) or Grab (G)	Metals 6010 6020 7470 7471	VOC 8260	SVOC 8270	Pest 8081	PCB 8082	Explo 8330	Propellants	Cyanide 9012	Sample Specific Notes / Special Instructions:
FWGDETmw-004C-0078-GF	7/25/12	1654		X					1						Y	G	X								69261
FWGDETmw-004C-0078-GW	7/25/12			X						1					N	G								X	69261
FWGTeam2 Trip	7/26/12	0800		X						2					N		X	X							ASD88
FWGLL10mw-003C-0097-GW	7/26/12	0904		X						3					N	G		X							ASD88
FWGLL10mw-003C-0097-GF	7/26/12	⊥		X					1						Y	G	X								ASD88
FWGDA2mw-115-0076-GW	7/26/12	1018		X						3					N	G		X	X	X	X	X	X	X	DA2
FWGDA2mw-115-0076-GF	7/26/12	⊥		X					1						Y	G	X								DA2
FWGDETMW-004C-0078-GW	7/26/12	1102		X						3				5	N	G		X	X	X	X	X	X		69261 Minimum volume
FWGDA2DUPmw-DUP3-0141-GW	7/26/12	1122		X						3	1			9	N	G		X	X	X	X	X	X		ASD11
FWGDA2mw-DUP3-0141-GF	7/26/12	⊥		X					1						Y	G	X								ASD11

Possible Hazard Identification: ☒ Non-Hazard ☐ Flammable ☐ Skin Irritant ☐ Poison B ☐ Unknown

Sample Disposal (A fee may be assessed if samples are retained longer than 1 month): ☐ Return to Client ☒ Disposal By Lab ☐ Archive For _____ Months

Special Instructions/QC Requirements & Comments:

all voas in cooler ASD88

Items may not meet requirements if sample collection is close to lab pickup time

Relinquished by:	Company:	Date/Time:	Received by:	Company:	Date/Time:
[signature]	EQM	7-26-14 1600	[signature]	TAL-NC	7-26-12 1600
Relinquished by: [signature]	Company: TAL-NC	Date/Time: 7-26-12 1700	Received by:	Company:	Date/Time:
Relinquished by:	Company:	Date/Time:	Received in Laboratory by: [signature]	Company: TAL	Date/Time: 7/27/12 800

Page 3729 of 3734

©2009, TestAmerica Laboratories, Inc. All rights reserved.
TestAmerica & Design ™ are trademarks of TestAmerica Laboratories, Inc.

Chain of Custody Record

TestAmerica
THE LEADER IN ENVIRONMENTAL TESTING

TestAmerica Laboratory location: Canton, OH
Regulatory program: ☐ DW ☐ NPDES ☐ RCRA ☐ Other

TestAmerica Laboratories, Inc.

Client Contact				
Company Name: EQM	Client Project Manager: John Miller	Site Contact: Erik Corbin	Lab Contact: Mark Loeb	COC No: 043203
Address: 1800 CARILLON BLVD	Telephone: (513) 825-7500 Fax 7495	Telephone: - same	Telephone: (330) 497-9396	1 of 1 COCs
City/State/Zip: CINCINNATI OH 45240	Email: ecorbin@eqm.com			
Phone: (513) 825 7500				
Project Name: RVAAP 66 (OH)	Method of Shipment/Carrier: Lab Pickup			
Project Number: 30174.0016.001.9.1	Shipping/Tracking No:			
PO#				

Analysis Turnaround Time (in BUS days): TAT if different from below ____ ☒ 3 weeks ☐ 2 weeks ☐ 1 week ☐ 2 days ☐ 1 day

For lab use only: Walk-in client ☐ Lab pickup ☐ Lab sampling ☐ Job/SDG No:

Analyses

Sample Identification	Sample Date	Sample Time	Matrix: Air	Aqueous	Sediment	Solid	Other:	Containers & Preservatives: H2SO4	HNO3	HCl	NaOH	ZnAc/NaOH	Unpres	Other:	Filtered Sample (Y / N)	Composite C / Grab G	VOC	SVOC 1,2,3	SVOC 1	Pest 8081	PCB 8082	Explo 8330	Propellants	NO2/NO3 6010/6020 7420	Metals	SVOC-4	Sample Specific Notes / Special Instructions: COOLER ID #
FWGLL12mw-187C-0104-GW	07/26/12	09:03		X				1		3			9		N	G	X	X		X	X	X	X	X			1-7
FWGLL12mw-187C-0104-GF	07/26/12	09:03		X					1						Y	G									X		1-7
FWGDA2mw-108C-0074-GW	07/26/12	10:43		X									7		N	G			X		X	X	X				H112
FWGDA2mw-108C-0074-GF	07/26/12	10:43		X					1						Y	G									X		H112
FWGEQUIPRINSF4-0157-GW	07/26/12	11:33		X				1	1	3	1		9		N	G	X			X	X	X	X	X	X	X	102 NOT Filtered
FWG Team 3-Trip	07/26/12	08:00		X						2					N	G	X										1-7

Possible Hazard Identification: ☒ Non-Hazard ☐ Flammable ☐ Skin Irritant ☐ Poison B ☐ Unknown

Sample Disposal (A fee may be assessed if samples are retained longer than 1 month): ☐ Return to Client ☒ Disposal By Lab ☐ Archive For ____ Months

Special Instructions/QC Requirements & Comments:
Metals are field filtered except for equiprinse
Temps may not meet requirements if sample collection time is close to lab pickup time

Relinquished by:	Company:	Date/Time:	Received by:	Company:	Date/Time:
[signature]	EQM	7-26-12 1600	[signature]	TAL NC	7-26-12 1600
[signature]	TAL NC	7-26-12 1700			
			Received in Laboratory by: [signature]	TAL	7/27/12 800

All VOAs in cooler 1-7

©2008 TestAmerica Laboratories, Inc. All rights reserved. TestAmerica & Design ™ are trademarks of TestAmerica Laboratories, Inc.

TAL 0018-1 (04/10)

Chain of Custody Record

TestAmerica Laboratory location: Canton, OH
Regulatory program: ☐ DW ☐ NPDES ☐ RCRA ☐ Other

TestAmerica
THE LEADER IN ENVIRONMENTAL TESTING
TestAmerica Laboratories, Inc.

Client Contact				
Company Name: EQM	Client Project Manager: John Miller	Site Contact: Erik Corbin	Lab Contact: Mark Loeb	COC No: 043225
Address: 1800 Carillon Blvd	Telephone: (513) 825-7500 Fax 825-7495	Telephone: (513) 825-7500	Telephone: (330) 497-9396	1 of 1 COCs
City/State/Zip: Cincinnati, OH 45240	Email: ecorbin@eqm.com	Analysis Turnaround Time (in BUS days)	Analyses	For lab use only
Phone: (513) 825-7500		TAT if different from below ☐ Per SOW ☒ 3 weeks ☐ 2 weeks ☐ 1 week ☐ 2 days ☐ 1 day		Walk-in client: ☐ Lab pickup: ☐ Lab sampling: ☐
Project Name: RVAAP (OH)	Method of Shipment/Carrier: Lab pickup			
Project Number: 30174.0016.001.9.1	Shipping/Tracking No: NA			Job/SDG No:

PO#			Matrix					Containers & Preservatives							Filtered Sample (Y/N)	Composite-C/Grab-G	VOCs (8260)	SVOCs 1,2,3 (8270)	SVOCs 4 (8270)	Metals (6010/6020/7470)	PCBs (8082)	Pesticides (8081)	Nitrate/Nitrite	Explosives (8330)	Propellants	Cyanide (9012)	Sample Specific Notes / Special Instructions:
Sample Identification	Sample Date	Sample Time	Air	Aqueous	Sediment	Solid	Other:	H2SO4	HNO3	HCL	NaOH	ZnAcNaOH	Unpres	Other:													
FWGLL12mw-246-0107-GW	072612	0847		✓				1		3			9		N	G	✓	✓			✓	✓	✓	✓	✓		Cooler 182
FWGLL12mw-246-0107-GF	072612	0847		✓					1						Y	G				✓							Cooler 182
FWG Field Team 4-Trip	072612	0800		✓						2					N	G	✓										Cooler 182
FWGDA2mw-114-0075-GW	072612	1011		✓						3	1		9		N	G	✓		✓		✓	✓		✓	✓	✓	Cooler L591
FWGDA2mw-114-0075-GF	072612	1011		✓					1						Y	G				✓							Cooler L591

Possible Hazard Identification
☒ Non-Hazard ☐ Flammable ☐ Skin Irritant ☐ Poison B ☐ Unknown

Sample Disposal (A fee may be assessed if samples are retained longer than 1 month)
☐ Return to Client ☒ Disposal By Lab ☐ Archive For _____ Months

Special Instructions/QC Requirements & Comments:
All metals are field filtered. (VOAs in cooler 182)
Temps may not meet requirements if sample collection is close to lab pickup time.

Relinquished by:	Company:	Date/Time:	Received by:	Company:	Date/Time:
[signature]	EQM	7-26-12 1600	[signature]	TAL-NC	7-26-12 1600
Relinquished by:	Company:	Date/Time:	Received by:	Company:	Date/Time:
[signature]	TAL-NC	7-26-12 1700			
Relinquished by:	Company:	Date/Time:	Received in Laboratory by:	Company:	Date/Time:
[signature]			[signature]	TAL	7/27/12 800

©2009 TestAmerica Laboratories, Inc. All rights reserved
TestAmerica & Design ™ are trademarks of TestAmerica Laboratories, Inc.

TAL 0018-1 (04/10)

TestAmerica North Canton Sample Receipt Form/Narrative Login # : 13565

Client EQM Site Name _____ By: _____

Cooler Received on 7-27-12 Opened on 7-27-12 (Signature)

FedEx: 1st Grd Exp UPS FAS Stetson Client Drop-Off TestAmerica Courier Other _____

TestAmerica Cooler # _____ Foam Box Client Cooler Box Other _____

Packing material used: Bubble Wrap Foam Plastic Bag None Other _____

COOLANT: Wet Ice Blue Ice Dry Ice Water None

1. Cooler temperature upon receipt

IR GUN# 1	(CF 0°C)	Observed Sample Temp. _____ °C	Corrected Sample Temp. _____ °C	☐ Multiple on Back
IR GUN# 4G	(CF –1°C)	Observed Sample Temp. _____ °C	Corrected Sample Temp. _____ °C	
IR GUN# 5G	(CF –1°C)	Observed Sample Temp. _____ °C	Corrected Sample Temp. _____ °C	
IR GUN# 8	(CF 0°C)	Observed Sample Temp. _____ °C	Corrected Sample Temp. _____ °C	

2. Were custody seals on the outside of the cooler(s)? If Yes Quantity 1	Yes	No
-Were custody seals on the outside of the cooler(s) signed & dated?	Yes	No NA
-Were custody seals on the bottle(s)?	Yes	No
3. Shippers' packing slip attached to the cooler(s)?	Yes	No
4. Did custody papers accompany the sample(s)?	Yes	No
5. Were the custody papers relinquished & signed in the appropriate place?	Yes	No
6. Did all bottles arrive in good condition (Unbroken)?	Yes	No
7. Could all bottle labels be reconciled with the COC?	Yes	No
8. Were correct bottle(s) used for the test(s) indicated?	Yes	No
9. Sufficient quantity received to perform indicated analyses?	Yes	No
10. Were sample(s) at the correct pH upon receipt?	Yes	No NA
11. Were VOAs on the COC?	Yes	No
12. Were air bubbles >6 mm in any VOA vials?	Yes	No NA
13. Was a trip blank present in the cooler(s)?	Yes	No

Contacted PM _____ Date _____ by _____ via Verbal Voice Mail Other

Concerning _____

14. CHAIN OF CUSTODY & SAMPLE DISCREPANCIES

15. SAMPLE CONDITION

Sample(s) _____ were received after the recommended holding time had expired.

Sample(s) _____ were received in a broken container.

Sample(s) _____ were received with bubble >6 mm in diameter. (Notify PM)

16. SAMPLE PRESERVATION

Sample(s) _____ were further preserved in Sample Receiving to meet recommended pH level(s). Nitric Acid Lot# 110410-HNO3; Sulfuric Acid Lot# 041911-H2SO4; Sodium Hydroxide Lot# 121809 - NaOH; Hydrochloric Acid Lot# 041911-HCl; Sodium Hydroxide and Zinc Acetate Lot# 100108-(CH3COO)2ZN/NaOH. What time was preservative added to sample(s)? _____

Client ID	pH	Date	Initials
242 GW	<2	1-27-12	JS
" GF	<2		
003C W	>12		
" F77	<2		
004C ~~F~~	<2		
" W	712		
003C F 97	<2		
115 W	712		
" F	<2		
DUP3 W	712		
" F	<2		
187 W	<2		
" F	<2		
108 W	<2		
DQ W	<2 712		
246 W	<2		
" F	<2		
124 W	712		
" F	<2		

Cooler #	Observed Sample Temp. °C	Corrected Sample Temp. °C	IR #	Coolant
1C3	3.6	3.6	8	Ice
173	2.4	2.4		
69261	4.4	4.4		
~~A8D88~~	1.8	1.8		
DAZ	2.1	2.1		
A8D11	2.5	2.5		
1-7	3.6	3.6		
1417Z	4.6	4.6		
102	5.8	5.8		
182	4.3	4.3		
L591	3.9	3.9		

Client: Environmental Quality Mgt., Inc.
Project/Site: RVAAP 66 (OH)

TestAmerica Job ID: 240-13565-1

Client Sample ID: FWGTEAM1-TRIP
Date Collected: 07/26/12 08:00
Date Received: 07/27/12 08:00

Lab Sample ID: 240-13565-1
Matrix: Water

Method: 8260B/DoD - Volatile Organic Compounds (GC/MS)

Analyte	Result	Qualifier	LOQ	LOD	DL	Unit	D	Analyzed	Dil Fac
1,1,1-Trichloroethane	0.25	U	1.0	0.25	0.22	ug/L		08/01/12 17:04	1
1,1,2,2-Tetrachloroethane	0.25	U	1.0	0.25	0.18	ug/L		08/01/12 17:04	1
1,1,2-Trichloroethane	0.50	U	1.0	0.50	0.27	ug/L		08/01/12 17:04	1
1,1-Dichloroethane	0.25	U	1.0	0.25	0.15	ug/L		08/01/12 17:04	1
1,1-Dichloroethene	0.25	U	1.0	0.25	0.19	ug/L		08/01/12 17:04	1
1,2-Dichloroethane	0.25	U	1.0	0.25	0.22	ug/L		08/01/12 17:04	1
1,2-Dichloroethene, Total	0.50	U	2.0	0.50	0.34	ug/L		08/01/12 17:04	1
1,2-Dichloropropane	0.25	U	1.0	0.25	0.18	ug/L		08/01/12 17:04	1
2-Hexanone	0.50	U	10	0.50	0.41	ug/L		08/01/12 17:04	1
Bromochloromethane	0.50	U	1.0	0.50	0.29	ug/L		08/01/12 17:04	1
Acetone	**10**		10	1.1	1.1	ug/L		08/01/12 17:04	1
Benzene	0.25	U	1.0	0.25	0.13	ug/L		08/01/12 17:04	1
Bromoform	0.64	U	1.0	0.64	0.64	ug/L		08/01/12 17:04	1
Bromomethane	0.50	U	1.0	0.50	0.41	ug/L		08/01/12 17:04	1
Carbon disulfide	0.25	U	1.0	0.25	0.13	ug/L		08/01/12 17:04	1
Carbon tetrachloride	0.25	U	1.0	0.25	0.13	ug/L		08/01/12 17:04	1
Chlorobenzene	0.25	U	1.0	0.25	0.15	ug/L		08/01/12 17:04	1
Chloroethane	0.50	U	1.0	0.50	0.29	ug/L		08/01/12 17:04	1
Chloroform	0.25	U	1.0	0.25	0.16	ug/L		08/01/12 17:04	1
Chloromethane	0.50	U	1.0	0.50	0.30	ug/L		08/01/12 17:04	1
cis-1,2-Dichloroethene	0.25	U	1.0	0.25	0.17	ug/L		08/01/12 17:04	1
cis-1,3-Dichloropropene	0.25	U	1.0	0.25	0.14	ug/L		08/01/12 17:04	1
Bromodichloromethane	0.25	U	1.0	0.25	0.15	ug/L		08/01/12 17:04	1
Ethylbenzene	0.25	U	1.0	0.25	0.17	ug/L		08/01/12 17:04	1
1,2-Dibromoethane	0.25	U	1.0	0.25	0.24	ug/L		08/01/12 17:04	1
m-Xylene & p-Xylene	0.50	U	2.0	0.50	0.24	ug/L		08/01/12 17:04	1
2-Butanone (MEK)	0.57	U	10	0.57	0.57	ug/L		08/01/12 17:04	1
4-Methyl-2-pentanone (MIBK)	0.50	U	10	0.50	0.32	ug/L		08/01/12 17:04	1
Methylene Chloride	**0.43**	**J**	1.0	0.50	0.33	ug/L		08/01/12 17:04	1
o-Xylene	0.25	U	1.0	0.25	0.14	ug/L		08/01/12 17:04	1
Styrene	0.25	U	1.0	0.25	0.11	ug/L		08/01/12 17:04	1
Tetrachloroethene	0.50	U	1.0	0.50	0.29	ug/L		08/01/12 17:04	1
Toluene	0.25	U	1.0	0.25	0.13	ug/L		08/01/12 17:04	1
trans-1,2-Dichloroethene	0.25	U	1.0	0.25	0.19	ug/L		08/01/12 17:04	1
trans-1,3-Dichloropropene	0.25	U	1.0	0.25	0.19	ug/L		08/01/12 17:04	1
Trichloroethene	0.25	U	1.0	0.25	0.17	ug/L		08/01/12 17:04	1
Vinyl chloride	0.25	U	1.0	0.25	0.22	ug/L		08/01/12 17:04	1
Xylenes, Total	0.75	U	2.0	0.75	0.28	ug/L		08/01/12 17:04	1
Dibromochloromethane	0.25	U	1.0	0.25	0.18	ug/L		08/01/12 17:04	1

Surrogate	*%Recovery*	*Qualifier*	*Limits*	*Prepared*	*Analyzed*	*Dil Fac*
1,2-Dichloroethane-d4 (Surr)	*110*		*70 - 120*		*08/01/12 17:04*	*1*
4-Bromofluorobenzene (Surr)	*88*		*75 - 120*		*08/01/12 17:04*	*1*
Toluene-d8 (Surr)	*86*		*85 - 120*		*08/01/12 17:04*	*1*
Dibromofluoromethane (Surr)	*94*		*85 - 115*		*08/01/12 17:04*	*1*

Client Sample ID: FWGLL12MW-242C-0105-GW
Date Collected: 07/26/12 09:15
Date Received: 07/27/12 08:00

Lab Sample ID: 240-13565-2
Matrix: Water

Method: 8260B/DoD - Volatile Organic Compounds (GC/MS)

Analyte	Result	Qualifier	LOQ	LOD	DL	Unit	D	Analyzed	Dil Fac
1,1,1-Trichloroethane	0.25	U	1.0	0.25	0.22	ug/L		08/01/12 17:27	1
1,1,2,2-Tetrachloroethane	0.25	U	1.0	0.25	0.18	ug/L		08/01/12 17:27	1
1,1,2-Trichloroethane	0.50	U	1.0	0.50	0.27	ug/L		08/01/12 17:27	1
1,1-Dichloroethane	0.25	U	1.0	0.25	0.15	ug/L		08/01/12 17:27	1
1,1-Dichloroethene	0.25	U	1.0	0.25	0.19	ug/L		08/01/12 17:27	1
1,2-Dichloroethane	0.25	U	1.0	0.25	0.22	ug/L		08/01/12 17:27	1
1,2-Dichloroethene, Total	0.50	U	2.0	0.50	0.34	ug/L		08/01/12 17:27	1
1,2-Dichloropropane	0.25	U	1.0	0.25	0.18	ug/L		08/01/12 17:27	1
2-Hexanone	0.50	U	10	0.50	0.41	ug/L		08/01/12 17:27	1
Bromochloromethane	0.50	U	1.0	0.50	0.29	ug/L		08/01/12 17:27	1
Acetone	**1.4**	**J**	10	1.1	1.1	ug/L		08/01/12 17:27	1
Benzene	0.25	U	1.0	0.25	0.13	ug/L		08/01/12 17:27	1
Bromoform	0.64	U	1.0	0.64	0.64	ug/L		08/01/12 17:27	1
Bromomethane	0.50	U	1.0	0.50	0.41	ug/L		08/01/12 17:27	1
Carbon disulfide	0.25	U	1.0	0.25	0.13	ug/L		08/01/12 17:27	1
Carbon tetrachloride	0.25	U	1.0	0.25	0.13	ug/L		08/01/12 17:27	1
Chlorobenzene	0.25	U	1.0	0.25	0.15	ug/L		08/01/12 17:27	1
Chloroethane	0.50	U	1.0	0.50	0.29	ug/L		08/01/12 17:27	1
Chloroform	0.25	U	1.0	0.25	0.16	ug/L		08/01/12 17:27	1
Chloromethane	0.50	U	1.0	0.50	0.30	ug/L		08/01/12 17:27	1
cis-1,2-Dichloroethene	0.25	U	1.0	0.25	0.17	ug/L		08/01/12 17:27	1
cis-1,3-Dichloropropene	0.25	U	1.0	0.25	0.14	ug/L		08/01/12 17:27	1
Bromodichloromethane	0.25	U	1.0	0.25	0.15	ug/L		08/01/12 17:27	1
Ethylbenzene	0.25	U	1.0	0.25	0.17	ug/L		08/01/12 17:27	1
1,2-Dibromoethane	0.25	U	1.0	0.25	0.24	ug/L		08/01/12 17:27	1
m-Xylene & p-Xylene	0.50	U	2.0	0.50	0.24	ug/L		08/01/12 17:27	1
2-Butanone (MEK)	0.57	U	10	0.57	0.57	ug/L		08/01/12 17:27	1
4-Methyl-2-pentanone (MIBK)	0.50	U	10	0.50	0.32	ug/L		08/01/12 17:27	1
Methylene Chloride	0.50	U	1.0	0.50	0.33	ug/L		08/01/12 17:27	1
o-Xylene	0.25	U	1.0	0.25	0.14	ug/L		08/01/12 17:27	1
Styrene	0.25	U	1.0	0.25	0.11	ug/L		08/01/12 17:27	1
Tetrachloroethene	0.50	U	1.0	0.50	0.29	ug/L		08/01/12 17:27	1
Toluene	0.25	U	1.0	0.25	0.13	ug/L		08/01/12 17:27	1
trans-1,2-Dichloroethene	0.25	U	1.0	0.25	0.19	ug/L		08/01/12 17:27	1
trans-1,3-Dichloropropene	0.25	U	1.0	0.25	0.19	ug/L		08/01/12 17:27	1
Trichloroethene	0.25	U	1.0	0.25	0.17	ug/L		08/01/12 17:27	1
Vinyl chloride	0.25	U	1.0	0.25	0.22	ug/L		08/01/12 17:27	1
Xylenes, Total	0.75	U	2.0	0.75	0.28	ug/L		08/01/12 17:27	1
Dibromochloromethane	0.25	U	1.0	0.25	0.18	ug/L		08/01/12 17:27	1

Surrogate	*%Recovery*	*Qualifier*	*Limits*	*Prepared*	*Analyzed*	*Dil Fac*
1,2-Dichloroethane-d4 (Surr)	*109*		*70 - 120*		*08/01/12 17:27*	*1*
4-Bromofluorobenzene (Surr)	*89*		*75 - 120*		*08/01/12 17:27*	*1*
Toluene-d8 (Surr)	*86*		*85 - 120*		*08/01/12 17:27*	*1*
Dibromofluoromethane (Surr)	*95*		*85 - 115*		*08/01/12 17:27*	*1*

Method: 8081/DOD - Organochlorine Pesticides (GC) - RE

Analyte	Result	Qualifier	LOQ	LOD	DL	Unit	D	Analyzed	Dil Fac
4,4'-DDD	0.0095	U H	0.048	0.0095	0.0091	ug/L		08/10/12 03:15	1
4,4'-DDE	0.0095	U H	0.048	0.0095	0.0092	ug/L		08/10/12 03:15	1

Client Sample ID: FWGLL12MW-242C-0105-GW
Date Collected: 07/26/12 09:15
Date Received: 07/27/12 08:00

Lab Sample ID: 240-13565-2
Matrix: Water

Method: 8081/DOD - Organochlorine Pesticides (GC) - RE (Continued)

Analyte	Result	Qualifier	LOQ	LOD	DL	Unit	D	Analyzed	Dil Fac
4,4'-DDT	0.029	U H	0.048	0.029	0.015	ug/L		08/10/12 03:15	1
Aldrin	0.0095	U H	0.029	0.0095	0.0078	ug/L		08/10/12 03:15	1
alpha-BHC	0.0095	U H	0.029	0.0095	0.0067	ug/L		08/10/12 03:15	1
alpha-Chlordane	0.013	U H	0.048	0.013	0.013	ug/L		08/10/12 03:15	1
beta-BHC	0.0095	U H	0.048	0.0095	0.0080	ug/L		08/10/12 03:15	1
delta-BHC	0.0095	U H	0.048	0.0095	0.0083	ug/L		08/10/12 03:15	1
Dieldrin	0.0095	U H	0.029	0.0095	0.0071	ug/L		08/10/12 03:15	1
Endosulfan I	0.012	U H	0.048	0.012	0.012	ug/L		08/10/12 03:15	1
Endosulfan II	0.011	U H	0.048	0.011	0.011	ug/L		08/10/12 03:15	1
Endosulfan sulfate	0.010	U H	0.048	0.010	0.010	ug/L		08/10/12 03:15	1
Endrin	0.010	U H	0.048	0.010	0.010	ug/L		08/10/12 03:15	1
Endrin aldehyde	0.010	U H	0.048	0.010	0.010	ug/L		08/10/12 03:15	1
Endrin ketone	0.0095	U H	0.048	0.0095	0.0074	ug/L		08/10/12 03:15	1
gamma-BHC (Lindane)	0.0095	U H	0.048	0.0095	0.0061	ug/L		08/10/12 03:15	1
gamma-Chlordane	0.011	U H	0.048	0.011	0.011	ug/L		08/10/12 03:15	1
Heptachlor	0.0095	U H	0.029	0.0095	0.0076	ug/L		08/10/12 03:15	1
Heptachlor epoxide	0.0095	U H	0.029	0.0095	0.0068	ug/L		08/10/12 03:15	1
Methoxychlor	0.030	U H	0.095	0.030	0.030	ug/L		08/10/12 03:15	1
Toxaphene	0.48	U H	1.9	0.48	0.30	ug/L		08/10/12 03:15	1

Surrogate	*%Recovery*	*Qualifier*	*Limits*	*Prepared*	*Analyzed*	*Dil Fac*
DCB Decachlorobiphenyl	*39*		*30 - 135*	*08/07/12 10:59*	*08/10/12 03:15*	*1*
DCB Decachlorobiphenyl	*34*		*30 - 135*	*08/07/12 10:59*	*08/10/12 03:15*	*1*
Tetrachloro-m-xylene	*65*		*25 - 140*	*08/07/12 10:59*	*08/10/12 03:15*	*1*
Tetrachloro-m-xylene	*68*		*25 - 140*	*08/07/12 10:59*	*08/10/12 03:15*	*1*

Method: 8082/DOD - Polychlorinated Biphenyls (PCBs) by Gas Chromatography

Analyte	Result	Qualifier	LOQ	LOD	DL	Unit	D	Analyzed	Dil Fac
Aroclor-1016	0.19	U	0.48	0.19	0.16	ug/L		08/01/12 22:49	1
Aroclor-1221	0.19	U	0.48	0.19	0.12	ug/L		08/01/12 22:49	1
Aroclor-1232	0.19	U	0.48	0.19	0.15	ug/L		08/01/12 22:49	1
Aroclor-1242	0.38	U	0.48	0.38	0.21	ug/L		08/01/12 22:49	1
Aroclor-1248	0.19	U	0.48	0.19	0.095	ug/L		08/01/12 22:49	1
Aroclor-1254	0.19	U	0.48	0.19	0.15	ug/L		08/01/12 22:49	1
Aroclor-1260	0.19	U	0.48	0.19	0.16	ug/L		08/01/12 22:49	1

Surrogate	*%Recovery*	*Qualifier*	*Limits*	*Prepared*	*Analyzed*	*Dil Fac*
Tetrachloro-m-xylene	*62*		*40 - 140*	*07/28/12 08:50*	*08/01/12 22:49*	*1*
Tetrachloro-m-xylene	*67*		*40 - 140*	*07/28/12 08:50*	*08/01/12 22:49*	*1*
DCB Decachlorobiphenyl	*19*	*Q*	*40 - 135*	*07/28/12 08:50*	*08/01/12 22:49*	*1*
DCB Decachlorobiphenyl	*20*	*Q*	*40 - 135*	*07/28/12 08:50*	*08/01/12 22:49*	*1*

Method: 8330 (Modified) - Organic Compounds by UV/HPLC - Dissolved

Analyte	Result	Qualifier	LOQ	LOD	DL	Unit	D	Analyzed	Dil Fac
Nitroguanidine	6.0 U		20	6.0	2.4	ug/L		07/31/12 19:42	1

Method: 8330/8330A - Nitroaromatics & Nitramines: Explosives (8330/A)

Analyte	Result	Qualifier	LOQ	LOD	DL	Unit	D	Analyzed	Dil Fac
Nitroglycerin	0.51 U		0.66	0.51	0.34	ug/L		08/03/12 14:09	1.02
PETN	0.51 U		0.66	0.51	0.31	ug/L		08/03/12 14:09	1.02
2-Amino-4,6-dinitrotoluene	0.10 U		0.20	0.10	0.017	ug/L		08/03/12 14:09	1.02

Client: Environmental Quality Mgt., Inc.
Project/Site: RVAAP 66 (OH)

TestAmerica Job ID: 240-13565-1

Client Sample ID: FWGLL12MW-242C-0105-GW
Date Collected: 07/26/12 09:15
Date Received: 07/27/12 08:00

Lab Sample ID: 240-13565-2
Matrix: Water

Method: 8330/8330A - Nitroaromatics & Nitramines: Explosives (8330/A) (Continued)

Analyte	Result	Qualifier	LOQ	LOD	DL	Unit	D	Analyzed	Dil Fac
4-Amino-2,6-dinitrotoluene	0.10 U		0.10	0.10	0.051	ug/L		08/03/12 14:09	1.02
1,3-Dinitrobenzene	0.10 U		0.10	0.10	0.051	ug/L		08/03/12 14:09	1.02
2,4-Dinitrotoluene	0.10 U		0.10	0.10	0.051	ug/L		08/03/12 14:09	1.02
2,6-Dinitrotoluene	0.10 U		0.10	0.10	0.051	ug/L		08/03/12 14:09	1.02
HMX	0.051 U		0.10	0.051	0.037	ug/L		08/03/12 14:09	1.02
Nitrobenzene	0.10 U		0.10	0.10	0.051	ug/L		08/03/12 14:09	1.02
2-Nitrotoluene	0.10 U		0.51	0.10	0.090	ug/L		08/03/12 14:09	1.02
3-Nitrotoluene	0.10 U		0.51	0.10	0.058	ug/L		08/03/12 14:09	1.02
4-Nitrotoluene	0.10 U		0.66	0.10	0.090	ug/L		08/03/12 14:09	1.02
RDX	0.051 U		0.10	0.051	0.037	ug/L		08/03/12 14:09	1.02
Tetryl	0.10 U		0.10	0.10	0.051	ug/L		08/03/12 14:09	1.02
1,3,5-Trinitrobenzene	0.051 U		0.10	0.051	0.031	ug/L		08/03/12 14:09	1.02
2,4,6-Trinitrotoluene	0.10 U		0.10	0.10	0.051	ug/L		08/03/12 14:09	1.02

Surrogate	*%Recovery*	*Qualifier*	*Limits*	*Prepared*	*Analyzed*	*Dil Fac*
3,4-Dinitrotoluene	*103*		*79 - 111*	*08/01/12 06:00*	*08/03/12 14:09*	*1.02*

General Chemistry

Analyte	Result	Qualifier	LOQ	LOD	DL	Unit	D	Analyzed	Dil Fac
Nitrate-Nitrite	**0.036**	**J**	0.050	0.012	0.0053	mg/L		08/08/12 11:34	1
Nitrocellulose	1.0 U		2.0	1.0	0.48	mg/L		08/09/12 13:42	1

Client Sample ID: FWGLL12MW-242C-0105-GF
Date Collected: 07/26/12 09:15
Date Received: 07/27/12 08:00

Lab Sample ID: 240-13565-3
Matrix: Water

Method: 6010B/DOD - Metals (ICP) - Total Recoverable

Analyte	Result	Qualifier	LOQ	LOD	DL	Unit	D	Analyzed	Dil Fac
Arsenic	**21**		10	10	3.3	ug/L		08/08/12 00:03	1
Chromium	4.0	U	7.0	4.0	1.4	ug/L		08/08/12 00:03	1
Cobalt	4.0	U	7.0	4.0	1.5	ug/L		08/08/12 00:03	1
Lead	5.0	U	10	5.0	1.7	ug/L		08/08/12 00:03	1
Selenium	10	U	15	10	4.0	ug/L		08/08/12 00:03	1
Silver	5.0	U	7.0	5.0	1.7	ug/L		08/08/12 00:03	1
Vanadium	4.0	U	7.0	4.0	1.3	ug/L		08/08/12 00:03	1
Barium	**21**	**J**	200	5.0	2.8	ug/L		08/08/12 00:03	1
Calcium	**73000**		5000	1000	630	ug/L		08/08/12 00:03	1
Copper	10	U	25	10	4.4	ug/L		08/08/12 00:03	1
Magnesium	**47000**		5000	300	120	ug/L		08/08/12 00:03	1
Manganese	**60**		15	5.0	1.8	ug/L		08/08/12 00:03	1
Nickel	5.0	U	40	5.0	2.2	ug/L		08/08/12 00:03	1
Potassium	**1900**	**J**	5000	900	300	ug/L		08/08/12 00:03	1

Method: 6020/DOD - Metals (ICP/MS) - Total Recoverable

Analyte	Result	Qualifier	LOQ	LOD	DL	Unit	D	Analyzed	Dil Fac
Aluminum	**30**	**J**	60	60	20	ug/L		08/07/12 19:21	1
Antimony	0.50	U	2.0	0.50	0.21	ug/L		08/07/12 19:21	1
Beryllium	0.10	U	1.0	0.10	0.033	ug/L		08/07/12 19:21	1
Cadmium	0.070	U	2.0	0.070	0.023	ug/L		08/07/12 19:21	1
Iron	**850**		150	100	44	ug/L		08/07/12 19:21	1
Sodium	**33000**		1000	400	160	ug/L		08/07/12 19:21	1
Thallium	1.0	U	2.0	1.0	0.32	ug/L		08/07/12 19:21	1
Zinc	**28**	**J**	40	20	8.8	ug/L		08/07/12 19:21	1

Method: 7470A/DOD - Mercury (CVAA)

Analyte	Result	Qualifier	LOQ	LOD	DL	Unit	D	Analyzed	Dil Fac
Hg	0.20	U	0.20	0.20	0.12	ug/L		07/31/12 10:35	1

Client: Environmental Quality Mgt., Inc.
Project/Site: RVAAP 66 (OH)

TestAmerica Job ID: 240-13565-1

Client Sample ID: FWGDETMW-003C-0077-GW
Date Collected: 07/26/12 11:00
Date Received: 07/27/12 08:00

Lab Sample ID: 240-13565-4
Matrix: Water

Method: 8260B/DoD - Volatile Organic Compounds (GC/MS)

Analyte	Result	Qualifier	LOQ	LOD	DL	Unit	D	Analyzed	Dil Fac
1,1,1-Trichloroethane	0.25	U	1.0	0.25	0.22	ug/L		08/02/12 13:42	1
1,1,2,2-Tetrachloroethane	0.25	U	1.0	0.25	0.18	ug/L		08/02/12 13:42	1
1,1,2-Trichloroethane	0.50	U	1.0	0.50	0.27	ug/L		08/02/12 13:42	1
1,1-Dichloroethane	0.25	U	1.0	0.25	0.15	ug/L		08/02/12 13:42	1
1,1-Dichloroethene	0.25	U	1.0	0.25	0.19	ug/L		08/02/12 13:42	1
1,2-Dichloroethane	0.25	U	1.0	0.25	0.22	ug/L		08/02/12 13:42	1
1,2-Dichloroethene, Total	0.50	U	2.0	0.50	0.34	ug/L		08/02/12 13:42	1
1,2-Dichloropropane	0.25	U	1.0	0.25	0.18	ug/L		08/02/12 13:42	1
2-Hexanone	0.50	U	10	0.50	0.41	ug/L		08/02/12 13:42	1
Bromochloromethane	0.50	U	1.0	0.50	0.29	ug/L		08/02/12 13:42	1
Acetone	1.1	U	10	1.1	1.1	ug/L		08/02/12 13:42	1
Benzene	0.25	U	1.0	0.25	0.13	ug/L		08/02/12 13:42	1
Bromoform	0.64	U	1.0	0.64	0.64	ug/L		08/02/12 13:42	1
Bromomethane	0.50	U	1.0	0.50	0.41	ug/L		08/02/12 13:42	1
Carbon disulfide	0.25	U	1.0	0.25	0.13	ug/L		08/02/12 13:42	1
Carbon tetrachloride	0.25	U	1.0	0.25	0.13	ug/L		08/02/12 13:42	1
Chlorobenzene	0.25	U	1.0	0.25	0.15	ug/L		08/02/12 13:42	1
Chloroethane	0.50	U	1.0	0.50	0.29	ug/L		08/02/12 13:42	1
Chloroform	0.25	U	1.0	0.25	0.16	ug/L		08/02/12 13:42	1
Chloromethane	0.50	U	1.0	0.50	0.30	ug/L		08/02/12 13:42	1
cis-1,2-Dichloroethene	0.25	U	1.0	0.25	0.17	ug/L		08/02/12 13:42	1
cis-1,3-Dichloropropene	0.25	U	1.0	0.25	0.14	ug/L		08/02/12 13:42	1
Bromodichloromethane	0.25	U	1.0	0.25	0.15	ug/L		08/02/12 13:42	1
Ethylbenzene	0.25	U	1.0	0.25	0.17	ug/L		08/02/12 13:42	1
1,2-Dibromoethane	0.25	U	1.0	0.25	0.24	ug/L		08/02/12 13:42	1
m-Xylene & p-Xylene	0.50	U	2.0	0.50	0.24	ug/L		08/02/12 13:42	1
2-Butanone (MEK)	0.57	U	10	0.57	0.57	ug/L		08/02/12 13:42	1
4-Methyl-2-pentanone (MIBK)	0.50	U	10	0.50	0.32	ug/L		08/02/12 13:42	1
Methylene Chloride	0.50	U	1.0	0.50	0.33	ug/L		08/02/12 13:42	1
o-Xylene	0.25	U	1.0	0.25	0.14	ug/L		08/02/12 13:42	1
Styrene	0.25	U	1.0	0.25	0.11	ug/L		08/02/12 13:42	1
Tetrachloroethene	0.50	U	1.0	0.50	0.29	ug/L		08/02/12 13:42	1
Toluene	0.25	U	1.0	0.25	0.13	ug/L		08/02/12 13:42	1
trans-1,2-Dichloroethene	0.25	U	1.0	0.25	0.19	ug/L		08/02/12 13:42	1
trans-1,3-Dichloropropene	0.25	U	1.0	0.25	0.19	ug/L		08/02/12 13:42	1
Trichloroethene	0.25	U	1.0	0.25	0.17	ug/L		08/02/12 13:42	1
Vinyl chloride	0.25	U	1.0	0.25	0.22	ug/L		08/02/12 13:42	1
Xylenes, Total	0.75	U	2.0	0.75	0.28	ug/L		08/02/12 13:42	1
Dibromochloromethane	0.25	U	1.0	0.25	0.18	ug/L		08/02/12 13:42	1

Surrogate	*%Recovery*	*Qualifier*	*Limits*	*Prepared*	*Analyzed*	*Dil Fac*
1,2-Dichloroethane-d4 (Surr)	*100*		*70 - 120*		*08/02/12 13:42*	*1*
4-Bromofluorobenzene (Surr)	*98*		*75 - 120*		*08/02/12 13:42*	*1*
Toluene-d8 (Surr)	*92*		*85 - 120*		*08/02/12 13:42*	*1*
Dibromofluoromethane (Surr)	*101*		*85 - 115*		*08/02/12 13:42*	*1*

Method: 8081/DOD - Organochlorine Pesticides (GC)

Analyte	Result	Qualifier	LOQ	LOD	DL	Unit	D	Analyzed	Dil Fac
4,4'-DDD	0.0095	U	0.048	0.0095	0.0091	ug/L		08/03/12 04:31	1
4,4'-DDE	0.0095	U	0.048	0.0095	0.0092	ug/L		08/03/12 04:31	1

Client Sample ID: FWGDETMW-003C-0077-GW **Lab Sample ID: 240-13565-4**

Date Collected: 07/26/12 11:00 **Matrix: Water**

Date Received: 07/27/12 08:00

Method: 8081/DOD - Organochlorine Pesticides (GC) (Continued)

Analyte	Result	Qualifier	LOQ	LOD	DL	Unit	D	Analyzed	Dil Fac
4,4'-DDT	0.029	U	0.048	0.029	0.015	ug/L		08/03/12 04:31	1
Aldrin	0.0095	U	0.029	0.0095	0.0078	ug/L		08/03/12 04:31	1
alpha-BHC	0.0095	U	0.029	0.0095	0.0067	ug/L		08/03/12 04:31	1
alpha-Chlordane	0.013	U	0.048	0.013	0.013	ug/L		08/03/12 04:31	1
beta-BHC	0.0095	U	0.048	0.0095	0.0080	ug/L		08/03/12 04:31	1
delta-BHC	0.0095	U	0.048	0.0095	0.0083	ug/L		08/03/12 04:31	1
Dieldrin	0.0095	U	0.029	0.0095	0.0071	ug/L		08/03/12 04:31	1
Endosulfan I	0.012	U	0.048	0.012	0.012	ug/L		08/03/12 04:31	1
Endosulfan II	0.011	U	0.048	0.011	0.011	ug/L		08/03/12 04:31	1
Endosulfan sulfate	0.010	U	0.048	0.010	0.010	ug/L		08/03/12 04:31	1
Endrin	0.010	U	0.048	0.010	0.010	ug/L		08/03/12 04:31	1
Endrin aldehyde	0.010	U	0.048	0.010	0.010	ug/L		08/03/12 04:31	1
Endrin ketone	0.0095	U	0.048	0.0095	0.0074	ug/L		08/03/12 04:31	1
gamma-BHC (Lindane)	0.0095	U	0.048	0.0095	0.0061	ug/L		08/03/12 04:31	1
gamma-Chlordane	0.011	U	0.048	0.011	0.011	ug/L		08/03/12 04:31	1
Heptachlor	0.0095	U	0.029	0.0095	0.0076	ug/L		08/03/12 04:31	1
Heptachlor epoxide	0.0095	U	0.029	0.0095	0.0068	ug/L		08/03/12 04:31	1
Methoxychlor	0.030	U	0.095	0.030	0.030	ug/L		08/03/12 04:31	1
Toxaphene	0.48	U	1.9	0.48	0.30	ug/L		08/03/12 04:31	1

Surrogate	*%Recovery*	*Qualifier*	*Limits*	*Prepared*	*Analyzed*	*Dil Fac*
DCB Decachlorobiphenyl	*70*		*30 - 135*	*07/28/12 09:22*	*08/03/12 04:31*	*1*
DCB Decachlorobiphenyl	*99*		*30 - 135*	*07/28/12 09:22*	*08/03/12 04:31*	*1*
Tetrachloro-m-xylene	*81*		*25 - 140*	*07/28/12 09:22*	*08/03/12 04:31*	*1*
Tetrachloro-m-xylene	*89*		*25 - 140*	*07/28/12 09:22*	*08/03/12 04:31*	*1*

Method: 8082/DOD - Polychlorinated Biphenyls (PCBs) by Gas Chromatography

Analyte	Result	Qualifier	LOQ	LOD	DL	Unit	D	Analyzed	Dil Fac
Aroclor-1016	0.19	U	0.48	0.19	0.16	ug/L		08/01/12 23:05	1
Aroclor-1221	0.19	U	0.48	0.19	0.12	ug/L		08/01/12 23:05	1
Aroclor-1232	0.19	U	0.48	0.19	0.15	ug/L		08/01/12 23:05	1
Aroclor-1242	0.38	U	0.48	0.38	0.21	ug/L		08/01/12 23:05	1
Aroclor-1248	0.19	U	0.48	0.19	0.095	ug/L		08/01/12 23:05	1
Aroclor-1254	0.19	U	0.48	0.19	0.15	ug/L		08/01/12 23:05	1
Aroclor-1260	0.19	U	0.48	0.19	0.16	ug/L		08/01/12 23:05	1

Surrogate	*%Recovery*	*Qualifier*	*Limits*	*Prepared*	*Analyzed*	*Dil Fac*
Tetrachloro-m-xylene	*81*		*40 - 140*	*07/28/12 08:50*	*08/01/12 23:05*	*1*
Tetrachloro-m-xylene	*87*		*40 - 140*	*07/28/12 08:50*	*08/01/12 23:05*	*1*
DCB Decachlorobiphenyl	*71*		*40 - 135*	*07/28/12 08:50*	*08/01/12 23:05*	*1*
DCB Decachlorobiphenyl	*76*		*40 - 135*	*07/28/12 08:50*	*08/01/12 23:05*	*1*

Method: 8330 (Modified) - Organic Compounds by UV/HPLC - Dissolved

Analyte	Result	Qualifier	LOQ	LOD	DL	Unit	D	Analyzed	Dil Fac
Nitroguanidine	6.0	U	20	6.0	2.4	ug/L		07/31/12 20:25	1

Method: 8330/8330A - Nitroaromatics & Nitramines: Explosives (8330/A)

Analyte	Result	Qualifier	LOQ	LOD	DL	Unit	D	Analyzed	Dil Fac
Nitroglycerin	0.50	U	0.65	0.50	0.33	ug/L		08/03/12 14:50	1
PETN	0.50	U	0.65	0.50	0.30	ug/L		08/03/12 14:50	1
2-Amino-4,6-dinitrotoluene	0.10	U	0.20	0.10	0.017	ug/L		08/03/12 14:50	1

Client: Environmental Quality Mgt., Inc.
Project/Site: RVAAP 66 (OH)

TestAmerica Job ID: 240-13565-1

Client Sample ID: FWGDETMW-003C-0077-GW
Date Collected: 07/26/12 11:00
Date Received: 07/27/12 08:00

Lab Sample ID: 240-13565-4
Matrix: Water

Method: 8330/8330A - Nitroaromatics & Nitramines: Explosives (8330/A) (Continued)

Analyte	Result	Qualifier	LOQ	LOD	DL	Unit	D	Analyzed	Dil Fac
4-Amino-2,6-dinitrotoluene	0.10 U		0.10	0.10	0.050	ug/L		08/03/12 14:50	1
1,3-Dinitrobenzene	0.10 U		0.10	0.10	0.050	ug/L		08/03/12 14:50	1
2,4-Dinitrotoluene	0.10 U		0.10	0.10	0.050	ug/L		08/03/12 14:50	1
2,6-Dinitrotoluene	0.10 U		0.10	0.10	0.050	ug/L		08/03/12 14:50	1
HMX	0.050 U		0.10	0.050	0.036	ug/L		08/03/12 14:50	1
Nitrobenzene	0.10 U		0.10	0.10	0.050	ug/L		08/03/12 14:50	1
2-Nitrotoluene	0.10 U		0.50	0.10	0.088	ug/L		08/03/12 14:50	1
3-Nitrotoluene	0.10 U		0.50	0.10	0.057	ug/L		08/03/12 14:50	1
4-Nitrotoluene	0.10 U		0.65	0.10	0.088	ug/L		08/03/12 14:50	1
RDX	0.050 U		0.10	0.050	0.036	ug/L		08/03/12 14:50	1
Tetryl	0.10 U		0.10	0.10	0.050	ug/L		08/03/12 14:50	1
1,3,5-Trinitrobenzene	0.050 U		0.10	0.050	0.030	ug/L		08/03/12 14:50	1
2,4,6-Trinitrotoluene	0.10 U		0.10	0.10	0.050	ug/L		08/03/12 14:50	1

Surrogate	*%Recovery*	*Qualifier*	*Limits*	*Prepared*	*Analyzed*	*Dil Fac*
3,4-Dinitrotoluene	*105*		*79 - 111*	*08/01/12 06:00*	*08/03/12 14:50*	*1*

General Chemistry

Analyte	Result	Qualifier	LOQ	LOD	DL	Unit	D	Analyzed	Dil Fac
Cyanide, Total	0.010 U	Q	0.010	0.010	0.0050	mg/L		07/31/12 11:05	1
Nitrocellulose	1.0 U		2.0	1.0	0.48	mg/L		08/09/12 14:57	1

Client: Environmental Quality Mgt., Inc.
Project/Site: RVAAP 66 (OH)

TestAmerica Job ID: 240-13565-1

Client Sample ID: FWGDETMW-003C-0077-GF
Date Collected: 07/26/12 11:00
Date Received: 07/27/12 08:00

Lab Sample ID: 240-13565-5
Matrix: Water

Method: 6010B/DOD - Metals (ICP) - Total Recoverable

Analyte	Result	Qualifier	LOQ	LOD	DL	Unit	D	Analyzed	Dil Fac
Arsenic	**9.8**	**J**	10	10	3.3	ug/L		08/08/12 00:14	1
Chromium	**3.2**	**J**	7.0	4.0	1.4	ug/L		08/08/12 00:14	1
Cobalt	4.0	U	7.0	4.0	1.5	ug/L		08/08/12 00:14	1
Lead	5.0	U	10	5.0	1.7	ug/L		08/08/12 00:14	1
Selenium	10	U	15	10	4.0	ug/L		08/08/12 00:14	1
Silver	5.0	U	7.0	5.0	1.7	ug/L		08/08/12 00:14	1
Vanadium	4.0	U	7.0	4.0	1.3	ug/L		08/08/12 00:14	1
Barium	**42**	**J**	200	5.0	2.8	ug/L		08/08/12 00:14	1
Calcium	**83000**		5000	1000	630	ug/L		08/08/12 00:14	1
Copper	10	U	25	10	4.4	ug/L		08/08/12 00:14	1
Magnesium	**30000**		5000	300	120	ug/L		08/08/12 00:14	1
Manganese	**230**		15	5.0	1.8	ug/L		08/08/12 00:14	1
Nickel	5.0	U	40	5.0	2.2	ug/L		08/08/12 00:14	1
Potassium	**1800**	**J**	5000	900	300	ug/L		08/08/12 00:14	1

Method: 6020/DOD - Metals (ICP/MS) - Total Recoverable

Analyte	Result	Qualifier	LOQ	LOD	DL	Unit	D	Analyzed	Dil Fac
Aluminum	60	U	60	60	20	ug/L		08/07/12 20:14	1
Antimony	0.50	U Q	2.0	0.50	0.21	ug/L		08/07/12 20:14	1
Beryllium	0.10	U	1.0	0.10	0.033	ug/L		08/07/12 20:14	1
Cadmium	**0.080**	**J Q**	2.0	0.070	0.023	ug/L		08/07/12 20:14	1
Iron	**1300**		150	100	44	ug/L		08/07/12 20:14	1
Sodium	**10000**		1000	400	160	ug/L		08/07/12 20:14	1
Thallium	**0.66**	**J**	2.0	1.0	0.32	ug/L		08/07/12 20:14	1
Zinc	20	U	40	20	8.8	ug/L		08/07/12 20:14	1

Method: 7470A/DOD - Mercury (CVAA)

Analyte	Result	Qualifier	LOQ	LOD	DL	Unit	D	Analyzed	Dil Fac
Hg	0.20	U	0.20	0.20	0.12	ug/L		07/31/12 10:36	1

Client: Environmental Quality Mgt., Inc.
Project/Site: RVAAP 66 (OH)

TestAmerica Job ID: 240-13565-1

Client Sample ID: FWGDETMW-004C-0078-GF
Date Collected: 07/25/12 16:54
Date Received: 07/27/12 08:00

Lab Sample ID: 240-13565-6
Matrix: Water

Method: 6010B/DOD - Metals (ICP) - Total Recoverable

Analyte	Result	Qualifier	LOQ	LOD	DL	Unit	D	Analyzed	Dil Fac
Arsenic	10	U	10	10	3.3	ug/L		08/08/12 00:33	1
Chromium	**2.6**	**J**	7.0	4.0	1.4	ug/L		08/08/12 00:33	1
Cobalt	4.0	U	7.0	4.0	1.5	ug/L		08/08/12 00:33	1
Lead	5.0	U	10	5.0	1.7	ug/L		08/08/12 00:33	1
Selenium	10	U	15	10	4.0	ug/L		08/08/12 00:33	1
Silver	5.0	U	7.0	5.0	1.7	ug/L		08/08/12 00:33	1
Vanadium	4.0	U	7.0	4.0	1.3	ug/L		08/08/12 00:33	1
Barium	**64**	**J**	200	5.0	2.8	ug/L		08/08/12 00:33	1
Calcium	**140000**		5000	1000	630	ug/L		08/08/12 00:33	1
Copper	10	U	25	10	4.4	ug/L		08/08/12 00:33	1
Magnesium	**30000**		5000	300	120	ug/L		08/08/12 00:33	1
Manganese	**4.7**	**J**	15	5.0	1.8	ug/L		08/08/12 00:33	1
Nickel	**2.5**	**J**	40	5.0	2.2	ug/L		08/08/12 00:33	1
Potassium	**1800**	**J**	5000	900	300	ug/L		08/08/12 00:33	1

Method: 6020/DOD - Metals (ICP/MS) - Total Recoverable

Analyte	Result	Qualifier	LOQ	LOD	DL	Unit	D	Analyzed	Dil Fac
Aluminum	60	U	60	60	20	ug/L		08/07/12 20:46	1
Antimony	**0.95**	**J Q**	2.0	0.50	0.21	ug/L		08/07/12 20:46	1
Beryllium	0.10	U	1.0	0.10	0.033	ug/L		08/07/12 20:46	1
Cadmium	**0.064**	**J Q**	2.0	0.070	0.023	ug/L		08/07/12 20:46	1
Iron	100	U	150	100	44	ug/L		08/07/12 20:46	1
Sodium	**5400**		1000	400	160	ug/L		08/07/12 20:46	1
Thallium	**0.40**	**J**	2.0	1.0	0.32	ug/L		08/07/12 20:46	1
Zinc	**18**	**J**	40	20	8.8	ug/L		08/07/12 20:46	1

Method: 7470A/DOD - Mercury (CVAA)

Analyte	Result	Qualifier	LOQ	LOD	DL	Unit	D	Analyzed	Dil Fac
Hg	0.20	U	0.20	0.20	0.12	ug/L		07/31/12 10:37	1

Client: Environmental Quality Mgt., Inc.
Project/Site: RVAAP 66 (OH)

TestAmerica Job ID: 240-13565-1

Client Sample ID: FWGDETMW-004C-0078-GW
Date Collected: 07/25/12 16:54
Date Received: 07/27/12 08:00

Lab Sample ID: 240-13565-7
Matrix: Water

General Chemistry

Analyte	Result	Qualifier	LOQ	LOD	DL	Unit	D	Analyzed	Dil Fac
Cyanide, Total	0.010	U Q	0.010	0.010	0.0050	mg/L		07/31/12 11:05	1

Client Sample ID: FWGTEAM2 TRIP
Date Collected: 07/26/12 08:00
Date Received: 07/27/12 08:00

Lab Sample ID: 240-13565-8
Matrix: Water

Method: 8260B/DoD - Volatile Organic Compounds (GC/MS)

Analyte	Result	Qualifier	LOQ	LOD	DL	Unit	D	Analyzed	Dil Fac
1,1,1-Trichloroethane	0.25	U	1.0	0.25	0.22	ug/L		08/01/12 18:11	1
1,1,2,2-Tetrachloroethane	0.25	U	1.0	0.25	0.18	ug/L		08/01/12 18:11	1
1,1,2-Trichloroethane	0.50	U	1.0	0.50	0.27	ug/L		08/01/12 18:11	1
1,1-Dichloroethane	0.25	U	1.0	0.25	0.15	ug/L		08/01/12 18:11	1
1,1-Dichloroethene	0.25	U	1.0	0.25	0.19	ug/L		08/01/12 18:11	1
1,2-Dichloroethane	0.25	U	1.0	0.25	0.22	ug/L		08/01/12 18:11	1
1,2-Dichloroethene, Total	0.50	U	2.0	0.50	0.34	ug/L		08/01/12 18:11	1
1,2-Dichloropropane	0.25	U	1.0	0.25	0.18	ug/L		08/01/12 18:11	1
2-Hexanone	0.50	U	10	0.50	0.41	ug/L		08/01/12 18:11	1
Bromochloromethane	0.50	U	1.0	0.50	0.29	ug/L		08/01/12 18:11	1
Acetone	**13**		10	1.1	1.1	ug/L		08/01/12 18:11	1
Benzene	0.25	U	1.0	0.25	0.13	ug/L		08/01/12 18:11	1
Bromoform	0.64	U	1.0	0.64	0.64	ug/L		08/01/12 18:11	1
Bromomethane	0.50	U	1.0	0.50	0.41	ug/L		08/01/12 18:11	1
Carbon disulfide	0.25	U	1.0	0.25	0.13	ug/L		08/01/12 18:11	1
Carbon tetrachloride	0.25	U	1.0	0.25	0.13	ug/L		08/01/12 18:11	1
Chlorobenzene	0.25	U	1.0	0.25	0.15	ug/L		08/01/12 18:11	1
Chloroethane	0.50	U	1.0	0.50	0.29	ug/L		08/01/12 18:11	1
Chloroform	0.25	U	1.0	0.25	0.16	ug/L		08/01/12 18:11	1
Chloromethane	0.50	U	1.0	0.50	0.30	ug/L		08/01/12 18:11	1
cis-1,2-Dichloroethene	0.25	U	1.0	0.25	0.17	ug/L		08/01/12 18:11	1
cis-1,3-Dichloropropene	0.25	U	1.0	0.25	0.14	ug/L		08/01/12 18:11	1
Bromodichloromethane	0.25	U	1.0	0.25	0.15	ug/L		08/01/12 18:11	1
Ethylbenzene	0.25	U	1.0	0.25	0.17	ug/L		08/01/12 18:11	1
1,2-Dibromoethane	0.25	U	1.0	0.25	0.24	ug/L		08/01/12 18:11	1
m-Xylene & p-Xylene	0.50	U	2.0	0.50	0.24	ug/L		08/01/12 18:11	1
2-Butanone (MEK)	0.57	U	10	0.57	0.57	ug/L		08/01/12 18:11	1
4-Methyl-2-pentanone (MIBK)	0.50	U	10	0.50	0.32	ug/L		08/01/12 18:11	1
Methylene Chloride	**9.4**		1.0	0.50	0.33	ug/L		08/01/12 18:11	1
o-Xylene	0.25	U	1.0	0.25	0.14	ug/L		08/01/12 18:11	1
Styrene	0.25	U	1.0	0.25	0.11	ug/L		08/01/12 18:11	1
Tetrachloroethene	0.50	U	1.0	0.50	0.29	ug/L		08/01/12 18:11	1
Toluene	0.25	U	1.0	0.25	0.13	ug/L		08/01/12 18:11	1
trans-1,2-Dichloroethene	0.25	U	1.0	0.25	0.19	ug/L		08/01/12 18:11	1
trans-1,3-Dichloropropene	0.25	U	1.0	0.25	0.19	ug/L		08/01/12 18:11	1
Trichloroethene	0.25	U	1.0	0.25	0.17	ug/L		08/01/12 18:11	1
Vinyl chloride	0.25	U	1.0	0.25	0.22	ug/L		08/01/12 18:11	1
Xylenes, Total	0.75	U	2.0	0.75	0.28	ug/L		08/01/12 18:11	1
Dibromochloromethane	0.25	U	1.0	0.25	0.18	ug/L		08/01/12 18:11	1

Surrogate	*%Recovery*	*Qualifier*	*Limits*	*Prepared*	*Analyzed*	*Dil Fac*
1,2-Dichloroethane-d4 (Surr)	*112*		*70 - 120*		*08/01/12 18:11*	*1*
4-Bromofluorobenzene (Surr)	*93*		*75 - 120*		*08/01/12 18:11*	*1*
Toluene-d8 (Surr)	*87*		*85 - 120*		*08/01/12 18:11*	*1*
Dibromofluoromethane (Surr)	*100*		*85 - 115*		*08/01/12 18:11*	*1*

Client Sample ID: FWGLL10MW-003C-0097-GW
Date Collected: 07/26/12 09:04
Date Received: 07/27/12 08:00

Lab Sample ID: 240-13565-9
Matrix: Water

Method: 8260B/DoD - Volatile Organic Compounds (GC/MS)

Analyte	Result	Qualifier	LOQ	LOD	DL	Unit	D	Analyzed	Dil Fac
1,1,1-Trichloroethane	0.25	U	1.0	0.25	0.22	ug/L		08/01/12 18:33	1
1,1,2,2-Tetrachloroethane	0.25	U	1.0	0.25	0.18	ug/L		08/01/12 18:33	1
1,1,2-Trichloroethane	0.50	U	1.0	0.50	0.27	ug/L		08/01/12 18:33	1
1,1-Dichloroethane	0.25	U	1.0	0.25	0.15	ug/L		08/01/12 18:33	1
1,1-Dichloroethene	0.25	U	1.0	0.25	0.19	ug/L		08/01/12 18:33	1
1,2-Dichloroethane	0.25	U	1.0	0.25	0.22	ug/L		08/01/12 18:33	1
1,2-Dichloroethene, Total	0.50	U	2.0	0.50	0.34	ug/L		08/01/12 18:33	1
1,2-Dichloropropane	0.25	U	1.0	0.25	0.18	ug/L		08/01/12 18:33	1
2-Hexanone	0.50	U	10	0.50	0.41	ug/L		08/01/12 18:33	1
Bromochloromethane	0.50	U	1.0	0.50	0.29	ug/L		08/01/12 18:33	1
Acetone	1.1	U	10	1.1	1.1	ug/L		08/01/12 18:33	1
Benzene	0.25	U	1.0	0.25	0.13	ug/L		08/01/12 18:33	1
Bromoform	0.64	U	1.0	0.64	0.64	ug/L		08/01/12 18:33	1
Bromomethane	0.50	U	1.0	0.50	0.41	ug/L		08/01/12 18:33	1
Carbon disulfide	0.25	U	1.0	0.25	0.13	ug/L		08/01/12 18:33	1
Carbon tetrachloride	**2.1**		1.0	0.25	0.13	ug/L		08/01/12 18:33	1
Chlorobenzene	0.25	U	1.0	0.25	0.15	ug/L		08/01/12 18:33	1
Chloroethane	0.50	U	1.0	0.50	0.29	ug/L		08/01/12 18:33	1
Chloroform	**0.25**	**J**	1.0	0.25	0.16	ug/L		08/01/12 18:33	1
Chloromethane	0.50	U	1.0	0.50	0.30	ug/L		08/01/12 18:33	1
cis-1,2-Dichloroethene	0.25	U	1.0	0.25	0.17	ug/L		08/01/12 18:33	1
cis-1,3-Dichloropropene	0.25	U	1.0	0.25	0.14	ug/L		08/01/12 18:33	1
Bromodichloromethane	0.25	U	1.0	0.25	0.15	ug/L		08/01/12 18:33	1
Ethylbenzene	0.25	U	1.0	0.25	0.17	ug/L		08/01/12 18:33	1
1,2-Dibromoethane	0.25	U	1.0	0.25	0.24	ug/L		08/01/12 18:33	1
m-Xylene & p-Xylene	0.50	U	2.0	0.50	0.24	ug/L		08/01/12 18:33	1
2-Butanone (MEK)	0.57	U	10	0.57	0.57	ug/L		08/01/12 18:33	1
4-Methyl-2-pentanone (MIBK)	0.50	U	10	0.50	0.32	ug/L		08/01/12 18:33	1
Methylene Chloride	0.50	U	1.0	0.50	0.33	ug/L		08/01/12 18:33	1
o-Xylene	0.25	U	1.0	0.25	0.14	ug/L		08/01/12 18:33	1
Styrene	0.25	U	1.0	0.25	0.11	ug/L		08/01/12 18:33	1
Tetrachloroethene	0.50	U	1.0	0.50	0.29	ug/L		08/01/12 18:33	1
Toluene	0.25	U	1.0	0.25	0.13	ug/L		08/01/12 18:33	1
trans-1,2-Dichloroethene	0.25	U	1.0	0.25	0.19	ug/L		08/01/12 18:33	1
trans-1,3-Dichloropropene	0.25	U	1.0	0.25	0.19	ug/L		08/01/12 18:33	1
Trichloroethene	0.25	U	1.0	0.25	0.17	ug/L		08/01/12 18:33	1
Vinyl chloride	0.25	U	1.0	0.25	0.22	ug/L		08/01/12 18:33	1
Xylenes, Total	0.75	U	2.0	0.75	0.28	ug/L		08/01/12 18:33	1
Dibromochloromethane	0.25	U	1.0	0.25	0.18	ug/L		08/01/12 18:33	1

Surrogate	*%Recovery*	*Qualifier*	*Limits*	*Prepared*	*Analyzed*	*Dil Fac*
1,2-Dichloroethane-d4 (Surr)	*113*		*70 - 120*		*08/01/12 18:33*	*1*
4-Bromofluorobenzene (Surr)	*92*		*75 - 120*		*08/01/12 18:33*	*1*
Toluene-d8 (Surr)	*88*		*85 - 120*		*08/01/12 18:33*	*1*
Dibromofluoromethane (Surr)	*95*		*85 - 115*		*08/01/12 18:33*	*1*

Client Sample ID: FWGLL10MW-003C-0097-GF
Date Collected: 07/26/12 09:04
Date Received: 07/27/12 08:00

Lab Sample ID: 240-13565-10
Matrix: Water

Method: 6010B/DOD - Metals (ICP) - Total Recoverable

Analyte	Result	Qualifier	LOQ	LOD	DL	Unit	D	Analyzed	Dil Fac
Arsenic	10	U	10	10	3.3	ug/L		08/08/12 00:37	1
Chromium	**1.6**	**J**	7.0	4.0	1.4	ug/L		08/08/12 00:37	1
Cobalt	4.0	U	7.0	4.0	1.5	ug/L		08/08/12 00:37	1
Lead	5.0	U	10	5.0	1.7	ug/L		08/08/12 00:37	1
Selenium	10	U	15	10	4.0	ug/L		08/08/12 00:37	1
Silver	5.0	U	7.0	5.0	1.7	ug/L		08/08/12 00:37	1
Vanadium	4.0	U	7.0	4.0	1.3	ug/L		08/08/12 00:37	1
Barium	5.0	U	200	5.0	2.8	ug/L		08/08/12 00:37	1
Calcium	**53000**		5000	1000	630	ug/L		08/08/12 00:37	1
Copper	10	U	25	10	4.4	ug/L		08/08/12 00:37	1
Magnesium	**16000**		5000	300	120	ug/L		08/08/12 00:37	1
Manganese	5.0	U	15	5.0	1.8	ug/L		08/08/12 00:37	1
Nickel	5.0	U	40	5.0	2.2	ug/L		08/08/12 00:37	1
Potassium	**700**	**J**	5000	900	300	ug/L		08/08/12 00:37	1

Method: 6020/DOD - Metals (ICP/MS) - Total Recoverable

Analyte	Result	Qualifier	LOQ	LOD	DL	Unit	D	Analyzed	Dil Fac
Aluminum	60	U	60	60	20	ug/L		08/07/12 20:51	1
Antimony	**0.28**	**J Q**	2.0	0.50	0.21	ug/L		08/07/12 20:51	1
Beryllium	0.10	U	1.0	0.10	0.033	ug/L		08/07/12 20:51	1
Cadmium	0.070	U Q	2.0	0.070	0.023	ug/L		08/07/12 20:51	1
Iron	100	U	150	100	44	ug/L		08/07/12 20:51	1
Sodium	**9300**		1000	400	160	ug/L		08/07/12 20:51	1
Thallium	1.0	U	2.0	1.0	0.32	ug/L		08/07/12 20:51	1
Zinc	20	U	40	20	8.8	ug/L		08/07/12 20:51	1

Method: 7470A/DOD - Mercury (CVAA)

Analyte	Result	Qualifier	LOQ	LOD	DL	Unit	D	Analyzed	Dil Fac
Hg	0.20	U	0.20	0.20	0.12	ug/L		07/31/12 10:14	1

Client: Environmental Quality Mgt., Inc.
Project/Site: RVAAP 66 (OH)

TestAmerica Job ID: 240-13565-1

Client Sample ID: FWGDA2MW-115-0076-GW
Date Collected: 07/26/12 10:18
Date Received: 07/27/12 08:00

Lab Sample ID: 240-13565-11
Matrix: Water

Method: 8260B/DoD - Volatile Organic Compounds (GC/MS)

Analyte	Result	Qualifier	LOQ	LOD	DL	Unit	D	Analyzed	Dil Fac
1,1,1-Trichloroethane	0.25	U	1.0	0.25	0.22	ug/L		08/02/12 14:05	1
1,1,2,2-Tetrachloroethane	0.25	U	1.0	0.25	0.18	ug/L		08/02/12 14:05	1
1,1,2-Trichloroethane	0.50	U	1.0	0.50	0.27	ug/L		08/02/12 14:05	1
1,1-Dichloroethane	0.25	U	1.0	0.25	0.15	ug/L		08/02/12 14:05	1
1,1-Dichloroethene	0.25	U	1.0	0.25	0.19	ug/L		08/02/12 14:05	1
1,2-Dichloroethane	0.25	U	1.0	0.25	0.22	ug/L		08/02/12 14:05	1
1,2-Dichloroethene, Total	0.50	U	2.0	0.50	0.34	ug/L		08/02/12 14:05	1
1,2-Dichloropropane	0.25	U	1.0	0.25	0.18	ug/L		08/02/12 14:05	1
2-Hexanone	0.50	U	10	0.50	0.41	ug/L		08/02/12 14:05	1
Bromochloromethane	0.50	U	1.0	0.50	0.29	ug/L		08/02/12 14:05	1
Acetone	1.1	U	10	1.1	1.1	ug/L		08/02/12 14:05	1
Benzene	0.25	U	1.0	0.25	0.13	ug/L		08/02/12 14:05	1
Bromoform	0.64	U	1.0	0.64	0.64	ug/L		08/02/12 14:05	1
Bromomethane	0.50	U	1.0	0.50	0.41	ug/L		08/02/12 14:05	1
Carbon disulfide	**0.26**	**J**	1.0	0.25	0.13	ug/L		08/02/12 14:05	1
Carbon tetrachloride	0.25	U	1.0	0.25	0.13	ug/L		08/02/12 14:05	1
Chlorobenzene	0.25	U	1.0	0.25	0.15	ug/L		08/02/12 14:05	1
Chloroethane	0.50	U	1.0	0.50	0.29	ug/L		08/02/12 14:05	1
Chloroform	0.25	U	1.0	0.25	0.16	ug/L		08/02/12 14:05	1
Chloromethane	0.50	U	1.0	0.50	0.30	ug/L		08/02/12 14:05	1
cis-1,2-Dichloroethene	0.25	U	1.0	0.25	0.17	ug/L		08/02/12 14:05	1
cis-1,3-Dichloropropene	0.25	U	1.0	0.25	0.14	ug/L		08/02/12 14:05	1
Bromodichloromethane	0.25	U	1.0	0.25	0.15	ug/L		08/02/12 14:05	1
Ethylbenzene	0.25	U	1.0	0.25	0.17	ug/L		08/02/12 14:05	1
1,2-Dibromoethane	0.25	U	1.0	0.25	0.24	ug/L		08/02/12 14:05	1
m-Xylene & p-Xylene	0.50	U	2.0	0.50	0.24	ug/L		08/02/12 14:05	1
2-Butanone (MEK)	0.57	U	10	0.57	0.57	ug/L		08/02/12 14:05	1
4-Methyl-2-pentanone (MIBK)	0.50	U	10	0.50	0.32	ug/L		08/02/12 14:05	1
Methylene Chloride	0.50	U	1.0	0.50	0.33	ug/L		08/02/12 14:05	1
o-Xylene	0.25	U	1.0	0.25	0.14	ug/L		08/02/12 14:05	1
Styrene	0.25	U	1.0	0.25	0.11	ug/L		08/02/12 14:05	1
Tetrachloroethene	0.50	U	1.0	0.50	0.29	ug/L		08/02/12 14:05	1
Toluene	0.25	U	1.0	0.25	0.13	ug/L		08/02/12 14:05	1
trans-1,2-Dichloroethene	0.25	U	1.0	0.25	0.19	ug/L		08/02/12 14:05	1
trans-1,3-Dichloropropene	0.25	U	1.0	0.25	0.19	ug/L		08/02/12 14:05	1
Trichloroethene	0.25	U	1.0	0.25	0.17	ug/L		08/02/12 14:05	1
Vinyl chloride	0.25	U	1.0	0.25	0.22	ug/L		08/02/12 14:05	1
Xylenes, Total	0.75	U	2.0	0.75	0.28	ug/L		08/02/12 14:05	1
Dibromochloromethane	0.25	U	1.0	0.25	0.18	ug/L		08/02/12 14:05	1

Surrogate	*%Recovery*	*Qualifier*	*Limits*	*Prepared*	*Analyzed*	*Dil Fac*
1,2-Dichloroethane-d4 (Surr)	*96*		*70 - 120*		*08/02/12 14:05*	*1*
4-Bromofluorobenzene (Surr)	*97*		*75 - 120*		*08/02/12 14:05*	*1*
Toluene-d8 (Surr)	*95*		*85 - 120*		*08/02/12 14:05*	*1*
Dibromofluoromethane (Surr)	*101*		*85 - 115*		*08/02/12 14:05*	*1*

Method: 8081/DOD - Organochlorine Pesticides (GC)

Analyte	Result	Qualifier	LOQ	LOD	DL	Unit	D	Analyzed	Dil Fac
4,4'-DDD	0.0095	U	0.048	0.0095	0.0091	ug/L		08/03/12 05:31	1
4,4'-DDE	0.0095	U	0.048	0.0095	0.0092	ug/L		08/03/12 05:31	1

Client: Environmental Quality Mgt., Inc.
Project/Site: RVAAP 66 (OH)

TestAmerica Job ID: 240-13565-1

Client Sample ID: FWGDA2MW-115-0076-GW
Date Collected: 07/26/12 10:18
Date Received: 07/27/12 08:00

Lab Sample ID: 240-13565-11
Matrix: Water

Method: 8081/DOD - Organochlorine Pesticides (GC) (Continued)

Analyte	Result	Qualifier	LOQ	LOD	DL	Unit	D	Analyzed	Dil Fac
4,4'-DDT	0.029	U	0.048	0.029	0.015	ug/L		08/03/12 05:31	1
Aldrin	0.0095	U	0.029	0.0095	0.0078	ug/L		08/03/12 05:31	1
alpha-BHC	0.0095	U	0.029	0.0095	0.0067	ug/L		08/03/12 05:31	1
alpha-Chlordane	0.013	U	0.048	0.013	0.013	ug/L		08/03/12 05:31	1
beta-BHC	0.0095	U	0.048	0.0095	0.0080	ug/L		08/03/12 05:31	1
delta-BHC	0.0095	U	0.048	0.0095	0.0083	ug/L		08/03/12 05:31	1
Dieldrin	0.0095	U	0.029	0.0095	0.0071	ug/L		08/03/12 05:31	1
Endosulfan I	0.012	U	0.048	0.012	0.012	ug/L		08/03/12 05:31	1
Endosulfan II	0.011	U	0.048	0.011	0.011	ug/L		08/03/12 05:31	1
Endosulfan sulfate	0.010	U	0.048	0.010	0.010	ug/L		08/03/12 05:31	1
Endrin	0.010	U	0.048	0.010	0.010	ug/L		08/03/12 05:31	1
Endrin aldehyde	0.010	U	0.048	0.010	0.010	ug/L		08/03/12 05:31	1
Endrin ketone	0.0095	U	0.048	0.0095	0.0074	ug/L		08/03/12 05:31	1
gamma-BHC (Lindane)	0.0095	U	0.048	0.0095	0.0061	ug/L		08/03/12 05:31	1
gamma-Chlordane	0.011	U	0.048	0.011	0.011	ug/L		08/03/12 05:31	1
Heptachlor	0.0095	U	0.029	0.0095	0.0076	ug/L		08/03/12 05:31	1
Heptachlor epoxide	0.0095	U	0.029	0.0095	0.0068	ug/L		08/03/12 05:31	1
Methoxychlor	0.030	U	0.095	0.030	0.030	ug/L		08/03/12 05:31	1
Toxaphene	0.48	U	1.9	0.48	0.30	ug/L		08/03/12 05:31	1

Surrogate	*%Recovery*	*Qualifier*	*Limits*	*Prepared*	*Analyzed*	*Dil Fac*
DCB Decachlorobiphenyl	*62*		*30 - 135*	*07/28/12 09:22*	*08/03/12 05:31*	*1*
DCB Decachlorobiphenyl	*76*		*30 - 135*	*07/28/12 09:22*	*08/03/12 05:31*	*1*
Tetrachloro-m-xylene	*76*		*25 - 140*	*07/28/12 09:22*	*08/03/12 05:31*	*1*
Tetrachloro-m-xylene	*80*		*25 - 140*	*07/28/12 09:22*	*08/03/12 05:31*	*1*

Method: 8082/DOD - Polychlorinated Biphenyls (PCBs) by Gas Chromatography

Analyte	Result	Qualifier	LOQ	LOD	DL	Unit	D	Analyzed	Dil Fac
Aroclor-1016	0.19	U	0.48	0.19	0.16	ug/L		08/02/12 03:02	1
Aroclor-1221	0.19	U	0.48	0.19	0.12	ug/L		08/02/12 03:02	1
Aroclor-1232	0.19	U	0.48	0.19	0.15	ug/L		08/02/12 03:02	1
Aroclor-1242	0.38	U	0.48	0.38	0.21	ug/L		08/02/12 03:02	1
Aroclor-1248	0.19	U	0.48	0.19	0.095	ug/L		08/02/12 03:02	1
Aroclor-1254	0.19	U	0.48	0.19	0.15	ug/L		08/02/12 03:02	1
Aroclor-1260	0.19	U	0.48	0.19	0.16	ug/L		08/02/12 03:02	1

Surrogate	*%Recovery*	*Qualifier*	*Limits*	*Prepared*	*Analyzed*	*Dil Fac*
Tetrachloro-m-xylene	*67*		*40 - 140*	*07/28/12 08:50*	*08/02/12 03:02*	*1*
Tetrachloro-m-xylene	*71*		*40 - 140*	*07/28/12 08:50*	*08/02/12 03:02*	*1*
DCB Decachlorobiphenyl	*60*		*40 - 135*	*07/28/12 08:50*	*08/02/12 03:02*	*1*
DCB Decachlorobiphenyl	*65*		*40 - 135*	*07/28/12 08:50*	*08/02/12 03:02*	*1*

Method: 8330 (Modified) - Organic Compounds by UV/HPLC - Dissolved

Analyte	Result	Qualifier	LOQ	LOD	DL	Unit	D	Analyzed	Dil Fac
Nitroguanidine	6.0	U	20	6.0	2.4	ug/L		07/31/12 20:39	1

Method: 8330/8330A - Nitroaromatics & Nitramines: Explosives (8330/A)

Analyte	Result	Qualifier	LOQ	LOD	DL	Unit	D	Analyzed	Dil Fac
Nitroglycerin	0.50	U	0.66	0.50	0.33	ug/L		08/03/12 15:30	1.01
PETN	0.50	U	0.66	0.50	0.30	ug/L		08/03/12 15:30	1.01
2-Amino-4,6-dinitrotoluene	0.10	U	0.20	0.10	0.017	ug/L		08/03/12 15:30	1.01

Client: Environmental Quality Mgt., Inc.
Project/Site: RVAAP 66 (OH)

TestAmerica Job ID: 240-13565-1

Client Sample ID: FWGDA2MW-115-0076-GW
Date Collected: 07/26/12 10:18
Date Received: 07/27/12 08:00

Lab Sample ID: 240-13565-11
Matrix: Water

Method: 8330/8330A - Nitroaromatics & Nitramines: Explosives (8330/A) (Continued)

Analyte	Result	Qualifier	LOQ	LOD	DL	Unit	D	Analyzed	Dil Fac
4-Amino-2,6-dinitrotoluene	0.10 U		0.10	0.10	0.050	ug/L		08/03/12 15:30	1.01
1,3-Dinitrobenzene	0.10 U		0.10	0.10	0.050	ug/L		08/03/12 15:30	1.01
2,4-Dinitrotoluene	0.10 U		0.10	0.10	0.050	ug/L		08/03/12 15:30	1.01
2,6-Dinitrotoluene	0.10 U		0.10	0.10	0.050	ug/L		08/03/12 15:30	1.01
HMX	0.050 U		0.10	0.050	0.036	ug/L		08/03/12 15:30	1.01
Nitrobenzene	0.10 U		0.10	0.10	0.050	ug/L		08/03/12 15:30	1.01
2-Nitrotoluene	0.10 U		0.50	0.10	0.089	ug/L		08/03/12 15:30	1.01
3-Nitrotoluene	0.10 U		0.50	0.10	0.058	ug/L		08/03/12 15:30	1.01
4-Nitrotoluene	0.10 U		0.66	0.10	0.089	ug/L		08/03/12 15:30	1.01
RDX	**0.34**	**PG**	0.10	0.050	0.036	ug/L		08/03/12 15:30	1.01
Tetryl	0.10 U		0.10	0.10	0.050	ug/L		08/03/12 15:30	1.01
1,3,5-Trinitrobenzene	0.050 U		0.10	0.050	0.030	ug/L		08/03/12 15:30	1.01
2,4,6-Trinitrotoluene	0.10 U		0.10	0.10	0.050	ug/L		08/03/12 15:30	1.01

Surrogate	*%Recovery*	*Qualifier*	*Limits*	*Prepared*	*Analyzed*	*Dil Fac*
3,4-Dinitrotoluene	*98*		*79 - 111*	*08/01/12 06:00*	*08/03/12 15:30*	*1.01*

General Chemistry

Analyte	Result	Qualifier	LOQ	LOD	DL	Unit	D	Analyzed	Dil Fac
Cyanide, Total	0.010 U	Q	0.010	0.010	0.0050	mg/L		07/31/12 11:05	1
Nitrocellulose	1.0 U		2.0	1.0	0.48	mg/L		08/09/12 14:59	1

Client: Environmental Quality Mgt., Inc.
Project/Site: RVAAP 66 (OH)

TestAmerica Job ID: 240-13565-1

Client Sample ID: FWGDA2MW-115-0076-GF
Date Collected: 07/26/12 10:18
Date Received: 07/27/12 08:00

Lab Sample ID: 240-13565-12
Matrix: Water

Method: 6010B/DOD - Metals (ICP) - Total Recoverable

Analyte	Result	Qualifier	LOQ	LOD	DL	Unit	D	Analyzed	Dil Fac
Arsenic	10	U	10	10	3.3	ug/L		08/08/12 00:48	1
Chromium	**2.6**	**J**	7.0	4.0	1.4	ug/L		08/08/12 00:48	1
Cobalt	4.0	U	7.0	4.0	1.5	ug/L		08/08/12 00:48	1
Lead	5.0	U	10	5.0	1.7	ug/L		08/08/12 00:48	1
Selenium	10	U	15	10	4.0	ug/L		08/08/12 00:48	1
Silver	5.0	U	7.0	5.0	1.7	ug/L		08/08/12 00:48	1
Vanadium	**1.7**	**J**	7.0	4.0	1.3	ug/L		08/08/12 00:48	1
Barium	**20**	**J**	200	5.0	2.8	ug/L		08/08/12 00:48	1
Calcium	**100000**		5000	1000	630	ug/L		08/08/12 00:48	1
Copper	10	U	25	10	4.4	ug/L		08/08/12 00:48	1
Magnesium	**28000**		5000	300	120	ug/L		08/08/12 00:48	1
Manganese	**92**		15	5.0	1.8	ug/L		08/08/12 00:48	1
Nickel	**2.5**	**J**	40	5.0	2.2	ug/L		08/08/12 00:48	1
Potassium	**4000**	**J**	5000	900	300	ug/L		08/08/12 00:48	1

Method: 6020/DOD - Metals (ICP/MS) - Total Recoverable

Analyte	Result	Qualifier	LOQ	LOD	DL	Unit	D	Analyzed	Dil Fac
Aluminum	**22**	**J**	60	60	20	ug/L		08/07/12 20:56	1
Antimony	**0.23**	**J Q**	2.0	0.50	0.21	ug/L		08/07/12 20:56	1
Beryllium	0.10	U	1.0	0.10	0.033	ug/L		08/07/12 20:56	1
Cadmium	0.070	U Q	2.0	0.070	0.023	ug/L		08/07/12 20:56	1
Iron	**300**		150	100	44	ug/L		08/07/12 20:56	1
Sodium	**11000**		1000	400	160	ug/L		08/07/12 20:56	1
Thallium	1.0	U	2.0	1.0	0.32	ug/L		08/07/12 20:56	1
Zinc	20	U	40	20	8.8	ug/L		08/07/12 20:56	1

Method: 7470A/DOD - Mercury (CVAA)

Analyte	Result	Qualifier	LOQ	LOD	DL	Unit	D	Analyzed	Dil Fac
Hg	0.20	U	0.20	0.20	0.12	ug/L		07/31/12 10:39	1

Client Sample ID: FWGDETMW-004C-0078-GW
Date Collected: 07/26/12 11:02
Date Received: 07/27/12 08:00

Lab Sample ID: 240-13565-13
Matrix: Water

Method: 8260B/DoD - Volatile Organic Compounds (GC/MS)

Analyte	Result	Qualifier	LOQ	LOD	DL	Unit	D	Analyzed	Dil Fac
1,1,1-Trichloroethane	0.25	U	1.0	0.25	0.22	ug/L		08/01/12 19:18	1
1,1,2,2-Tetrachloroethane	0.25	U	1.0	0.25	0.18	ug/L		08/01/12 19:18	1
1,1,2-Trichloroethane	0.50	U	1.0	0.50	0.27	ug/L		08/01/12 19:18	1
1,1-Dichloroethane	0.25	U	1.0	0.25	0.15	ug/L		08/01/12 19:18	1
1,1-Dichloroethene	0.25	U	1.0	0.25	0.19	ug/L		08/01/12 19:18	1
1,2-Dichloroethane	0.25	U	1.0	0.25	0.22	ug/L		08/01/12 19:18	1
1,2-Dichloroethene, Total	0.50	U	2.0	0.50	0.34	ug/L		08/01/12 19:18	1
1,2-Dichloropropane	0.25	U	1.0	0.25	0.18	ug/L		08/01/12 19:18	1
2-Hexanone	0.50	U	10	0.50	0.41	ug/L		08/01/12 19:18	1
Bromochloromethane	0.50	U	1.0	0.50	0.29	ug/L		08/01/12 19:18	1
Acetone	**1.2**	**J**	10	1.1	1.1	ug/L		08/01/12 19:18	1
Benzene	0.25	U	1.0	0.25	0.13	ug/L		08/01/12 19:18	1
Bromoform	0.64	U	1.0	0.64	0.64	ug/L		08/01/12 19:18	1
Bromomethane	0.50	U	1.0	0.50	0.41	ug/L		08/01/12 19:18	1
Carbon disulfide	0.25	U	1.0	0.25	0.13	ug/L		08/01/12 19:18	1
Carbon tetrachloride	0.25	U	1.0	0.25	0.13	ug/L		08/01/12 19:18	1
Chlorobenzene	0.25	U	1.0	0.25	0.15	ug/L		08/01/12 19:18	1
Chloroethane	0.50	U	1.0	0.50	0.29	ug/L		08/01/12 19:18	1
Chloroform	0.25	U	1.0	0.25	0.16	ug/L		08/01/12 19:18	1
Chloromethane	0.50	U	1.0	0.50	0.30	ug/L		08/01/12 19:18	1
cis-1,2-Dichloroethene	0.25	U	1.0	0.25	0.17	ug/L		08/01/12 19:18	1
cis-1,3-Dichloropropene	0.25	U	1.0	0.25	0.14	ug/L		08/01/12 19:18	1
Bromodichloromethane	0.25	U	1.0	0.25	0.15	ug/L		08/01/12 19:18	1
Ethylbenzene	0.25	U	1.0	0.25	0.17	ug/L		08/01/12 19:18	1
1,2-Dibromoethane	0.25	U	1.0	0.25	0.24	ug/L		08/01/12 19:18	1
m-Xylene & p-Xylene	0.50	U	2.0	0.50	0.24	ug/L		08/01/12 19:18	1
2-Butanone (MEK)	0.57	U	10	0.57	0.57	ug/L		08/01/12 19:18	1
4-Methyl-2-pentanone (MIBK)	0.50	U	10	0.50	0.32	ug/L		08/01/12 19:18	1
Methylene Chloride	0.50	U	1.0	0.50	0.33	ug/L		08/01/12 19:18	1
o-Xylene	0.25	U	1.0	0.25	0.14	ug/L		08/01/12 19:18	1
Styrene	0.25	U	1.0	0.25	0.11	ug/L		08/01/12 19:18	1
Tetrachloroethene	0.50	U	1.0	0.50	0.29	ug/L		08/01/12 19:18	1
Toluene	0.25	U	1.0	0.25	0.13	ug/L		08/01/12 19:18	1
trans-1,2-Dichloroethene	0.25	U	1.0	0.25	0.19	ug/L		08/01/12 19:18	1
trans-1,3-Dichloropropene	0.25	U	1.0	0.25	0.19	ug/L		08/01/12 19:18	1
Trichloroethene	0.25	U	1.0	0.25	0.17	ug/L		08/01/12 19:18	1
Vinyl chloride	0.25	U	1.0	0.25	0.22	ug/L		08/01/12 19:18	1
Xylenes, Total	0.75	U	2.0	0.75	0.28	ug/L		08/01/12 19:18	1
Dibromochloromethane	0.25	U	1.0	0.25	0.18	ug/L		08/01/12 19:18	1

Surrogate	*%Recovery*	*Qualifier*	*Limits*	*Prepared*	*Analyzed*	*Dil Fac*
1,2-Dichloroethane-d4 (Surr)	*112*		*70 - 120*		*08/01/12 19:18*	*1*
4-Bromofluorobenzene (Surr)	*90*		*75 - 120*		*08/01/12 19:18*	*1*
Toluene-d8 (Surr)	*85*		*85 - 120*		*08/01/12 19:18*	*1*
Dibromofluoromethane (Surr)	*95*		*85 - 115*		*08/01/12 19:18*	*1*

Method: 8081/DOD - Organochlorine Pesticides (GC)

Analyte	Result	Qualifier	LOQ	LOD	DL	Unit	D	Analyzed	Dil Fac
4,4'-DDD	0.013	U	0.066	0.013	0.013	ug/L		08/03/12 05:51	1
4,4'-DDE	0.013	U	0.066	0.013	0.013	ug/L		08/03/12 05:51	1

Client Sample ID: FWGDETMW-004C-0078-GW
Date Collected: 07/26/12 11:02
Date Received: 07/27/12 08:00

Lab Sample ID: 240-13565-13
Matrix: Water

Method: 8081/DOD - Organochlorine Pesticides (GC) (Continued)

Analyte	Result	Qualifier	LOQ	LOD	DL	Unit	D	Analyzed	Dil Fac
4,4'-DDT	0.039	U	0.066	0.039	0.021	ug/L		08/03/12 05:51	1
Aldrin	0.013	U	0.039	0.013	0.011	ug/L		08/03/12 05:51	1
alpha-BHC	0.013	U	0.039	0.013	0.0092	ug/L		08/03/12 05:51	1
alpha-Chlordane	0.018	U	0.066	0.018	0.018	ug/L		08/03/12 05:51	1
beta-BHC	0.013	U	0.066	0.013	0.011	ug/L		08/03/12 05:51	1
delta-BHC	0.013	U	0.066	0.013	0.011	ug/L		08/03/12 05:51	1
Dieldrin	0.013	U	0.039	0.013	0.0099	ug/L		08/03/12 05:51	1
Endosulfan I	0.017	U	0.066	0.017	0.017	ug/L		08/03/12 05:51	1
Endosulfan II	0.016	U	0.066	0.016	0.016	ug/L		08/03/12 05:51	1
Endosulfan sulfate	0.014	U	0.066	0.014	0.014	ug/L		08/03/12 05:51	1
Endrin	0.014	U	0.066	0.014	0.014	ug/L		08/03/12 05:51	1
Endrin aldehyde	0.014	U	0.066	0.014	0.014	ug/L		08/03/12 05:51	1
Endrin ketone	0.013	U	0.066	0.013	0.010	ug/L		08/03/12 05:51	1
gamma-BHC (Lindane)	0.013	U	0.066	0.013	0.0084	ug/L		08/03/12 05:51	1
gamma-Chlordane	0.016	U	0.066	0.016	0.016	ug/L		08/03/12 05:51	1
Heptachlor	0.013	U	0.039	0.013	0.011	ug/L		08/03/12 05:51	1
Heptachlor epoxide	0.013	U	0.039	0.013	0.0093	ug/L		08/03/12 05:51	1
Methoxychlor	0.042	U	0.13	0.042	0.042	ug/L		08/03/12 05:51	1
Toxaphene	0.66	U	2.6	0.66	0.42	ug/L		08/03/12 05:51	1

Surrogate	*%Recovery*	*Qualifier*	*Limits*	*Prepared*	*Analyzed*	*Dil Fac*
DCB Decachlorobiphenyl	*39*		*30 - 135*	*07/28/12 09:22*	*08/03/12 05:51*	*1*
DCB Decachlorobiphenyl	*50*		*30 - 135*	*07/28/12 09:22*	*08/03/12 05:51*	*1*
Tetrachloro-m-xylene	*92*		*25 - 140*	*07/28/12 09:22*	*08/03/12 05:51*	*1*
Tetrachloro-m-xylene	*92*		*25 - 140*	*07/28/12 09:22*	*08/03/12 05:51*	*1*

Method: 8082/DOD - Polychlorinated Biphenyls (PCBs) by Gas Chromatography

Analyte	Result	Qualifier	LOQ	LOD	DL	Unit	D	Analyzed	Dil Fac
Aroclor-1016	0.26	U	0.66	0.26	0.22	ug/L		08/01/12 23:37	1
Aroclor-1221	0.26	U	0.66	0.26	0.17	ug/L		08/01/12 23:37	1
Aroclor-1232	0.26	U	0.66	0.26	0.21	ug/L		08/01/12 23:37	1
Aroclor-1242	0.53	U	0.66	0.53	0.29	ug/L		08/01/12 23:37	1
Aroclor-1248	0.26	U	0.66	0.26	0.13	ug/L		08/01/12 23:37	1
Aroclor-1254	0.26	U	0.66	0.26	0.21	ug/L		08/01/12 23:37	1
Aroclor-1260	0.26	U	0.66	0.26	0.22	ug/L		08/01/12 23:37	1

Surrogate	*%Recovery*	*Qualifier*	*Limits*	*Prepared*	*Analyzed*	*Dil Fac*
Tetrachloro-m-xylene	*60*		*40 - 140*	*07/28/12 08:50*	*08/01/12 23:37*	*1*
Tetrachloro-m-xylene	*64*		*40 - 140*	*07/28/12 08:50*	*08/01/12 23:37*	*1*
DCB Decachlorobiphenyl	*39*	*Q*	*40 - 135*	*07/28/12 08:50*	*08/01/12 23:37*	*1*
DCB Decachlorobiphenyl	*42*		*40 - 135*	*07/28/12 08:50*	*08/01/12 23:37*	*1*

Method: 8330 (Modified) - Organic Compounds by UV/HPLC - Dissolved

Analyte	Result	Qualifier	LOQ	LOD	DL	Unit	D	Analyzed	Dil Fac
Nitroguanidine	6.0	U	20	6.0	2.4	ug/L		07/31/12 20:54	1

Method: 8330/8330A - Nitroaromatics & Nitramines: Explosives (8330/A)

Analyte	Result	Qualifier	LOQ	LOD	DL	Unit	D	Analyzed	Dil Fac
Nitroglycerin	0.58	U	0.75	0.58	0.38	ug/L		08/03/12 16:10	1.16
PETN	0.58	U	0.75	0.58	0.35	ug/L		08/03/12 16:10	1.16
2-Amino-4,6-dinitrotoluene	0.12	U	0.23	0.12	0.020	ug/L		08/03/12 16:10	1.16

Client Sample ID: FWGDETMW-004C-0078-GW
Lab Sample ID: 240-13565-13
Date Collected: 07/26/12 11:02
Matrix: Water
Date Received: 07/27/12 08:00

Method: 8330/8330A - Nitroaromatics & Nitramines: Explosives (8330/A) (Continued)

Analyte	Result	Qualifier	LOQ	LOD	DL	Unit	D	Analyzed	Dil Fac
4-Amino-2,6-dinitrotoluene	0.12 U		0.12	0.12	0.058	ug/L		08/03/12 16:10	1.16
1,3-Dinitrobenzene	0.12 U		0.12	0.12	0.058	ug/L		08/03/12 16:10	1.16
2,4-Dinitrotoluene	0.12 U		0.12	0.12	0.058	ug/L		08/03/12 16:10	1.16
2,6-Dinitrotoluene	0.12 U		0.12	0.12	0.058	ug/L		08/03/12 16:10	1.16
HMX	**1.9**		0.12	0.058	0.042	ug/L		08/03/12 16:10	1.16
Nitrobenzene	0.12 U		0.12	0.12	0.058	ug/L		08/03/12 16:10	1.16
2-Nitrotoluene	0.12 U		0.58	0.12	0.10	ug/L		08/03/12 16:10	1.16
3-Nitrotoluene	0.12 U		0.58	0.12	0.066	ug/L		08/03/12 16:10	1.16
4-Nitrotoluene	0.12 U		0.75	0.12	0.10	ug/L		08/03/12 16:10	1.16
RDX	**0.50**		0.12	0.058	0.042	ug/L		08/03/12 16:10	1.16
Tetryl	0.12 U		0.12	0.12	0.058	ug/L		08/03/12 16:10	1.16
1,3,5-Trinitrobenzene	0.058 U		0.12	0.058	0.035	ug/L		08/03/12 16:10	1.16
2,4,6-Trinitrotoluene	0.12 U		0.12	0.12	0.058	ug/L		08/03/12 16:10	1.16

Surrogate	*%Recovery*	*Qualifier*	*Limits*	*Prepared*	*Analyzed*	*Dil Fac*
3,4-Dinitrotoluene	*101*		*79 - 111*	*08/01/12 06:00*	*08/03/12 16:10*	*1.16*

General Chemistry

Analyte	Result	Qualifier	LOQ	LOD	DL	Unit	D	Analyzed	Dil Fac
Nitrocellulose	1.0 U		2.0	1.0	0.48	mg/L		08/09/12 15:01	1

Client Sample ID: FWGDA2MW-DUP3-0141-GW
Date Collected: 07/26/12 11:22
Date Received: 07/27/12 08:00

Lab Sample ID: 240-13565-14
Matrix: Water

Method: 8260B/DoD - Volatile Organic Compounds (GC/MS)

Analyte	Result	Qualifier	LOQ	LOD	DL	Unit	D	Analyzed	Dil Fac
1,1,1-Trichloroethane	0.25	U	1.0	0.25	0.22	ug/L		08/01/12 19:40	1
1,1,2,2-Tetrachloroethane	0.25	U	1.0	0.25	0.18	ug/L		08/01/12 19:40	1
1,1,2-Trichloroethane	0.50	U	1.0	0.50	0.27	ug/L		08/01/12 19:40	1
1,1-Dichloroethane	0.25	U	1.0	0.25	0.15	ug/L		08/01/12 19:40	1
1,1-Dichloroethene	0.25	U	1.0	0.25	0.19	ug/L		08/01/12 19:40	1
1,2-Dichloroethane	0.25	U	1.0	0.25	0.22	ug/L		08/01/12 19:40	1
1,2-Dichloroethene, Total	0.50	U	2.0	0.50	0.34	ug/L		08/01/12 19:40	1
1,2-Dichloropropane	0.25	U	1.0	0.25	0.18	ug/L		08/01/12 19:40	1
2-Hexanone	0.50	U	10	0.50	0.41	ug/L		08/01/12 19:40	1
Bromochloromethane	0.50	U	1.0	0.50	0.29	ug/L		08/01/12 19:40	1
Acetone	**1.2**	**J**	10	1.1	1.1	ug/L		08/01/12 19:40	1
Benzene	0.25	U	1.0	0.25	0.13	ug/L		08/01/12 19:40	1
Bromoform	0.64	U	1.0	0.64	0.64	ug/L		08/01/12 19:40	1
Bromomethane	0.50	U	1.0	0.50	0.41	ug/L		08/01/12 19:40	1
Carbon disulfide	**0.39**	**J**	1.0	0.25	0.13	ug/L		08/01/12 19:40	1
Carbon tetrachloride	0.25	U	1.0	0.25	0.13	ug/L		08/01/12 19:40	1
Chlorobenzene	0.25	U	1.0	0.25	0.15	ug/L		08/01/12 19:40	1
Chloroethane	0.50	U	1.0	0.50	0.29	ug/L		08/01/12 19:40	1
Chloroform	0.25	U	1.0	0.25	0.16	ug/L		08/01/12 19:40	1
Chloromethane	0.50	U	1.0	0.50	0.30	ug/L		08/01/12 19:40	1
cis-1,2-Dichloroethene	0.25	U	1.0	0.25	0.17	ug/L		08/01/12 19:40	1
cis-1,3-Dichloropropene	0.25	U	1.0	0.25	0.14	ug/L		08/01/12 19:40	1
Bromodichloromethane	0.25	U	1.0	0.25	0.15	ug/L		08/01/12 19:40	1
Ethylbenzene	0.25	U	1.0	0.25	0.17	ug/L		08/01/12 19:40	1
1,2-Dibromoethane	0.25	U	1.0	0.25	0.24	ug/L		08/01/12 19:40	1
m-Xylene & p-Xylene	0.50	U	2.0	0.50	0.24	ug/L		08/01/12 19:40	1
2-Butanone (MEK)	0.57	U	10	0.57	0.57	ug/L		08/01/12 19:40	1
4-Methyl-2-pentanone (MIBK)	0.50	U	10	0.50	0.32	ug/L		08/01/12 19:40	1
Methylene Chloride	0.50	U	1.0	0.50	0.33	ug/L		08/01/12 19:40	1
o-Xylene	0.25	U	1.0	0.25	0.14	ug/L		08/01/12 19:40	1
Styrene	0.25	U	1.0	0.25	0.11	ug/L		08/01/12 19:40	1
Tetrachloroethene	0.50	U	1.0	0.50	0.29	ug/L		08/01/12 19:40	1
Toluene	0.25	U	1.0	0.25	0.13	ug/L		08/01/12 19:40	1
trans-1,2-Dichloroethene	0.25	U	1.0	0.25	0.19	ug/L		08/01/12 19:40	1
trans-1,3-Dichloropropene	0.25	U	1.0	0.25	0.19	ug/L		08/01/12 19:40	1
Trichloroethene	0.25	U	1.0	0.25	0.17	ug/L		08/01/12 19:40	1
Vinyl chloride	0.25	U	1.0	0.25	0.22	ug/L		08/01/12 19:40	1
Xylenes, Total	0.75	U	2.0	0.75	0.28	ug/L		08/01/12 19:40	1
Dibromochloromethane	0.25	U	1.0	0.25	0.18	ug/L		08/01/12 19:40	1

Surrogate	*%Recovery*	*Qualifier*	*Limits*	*Prepared*	*Analyzed*	*Dil Fac*
1,2-Dichloroethane-d4 (Surr)	*114*		*70 - 120*		*08/01/12 19:40*	*1*
4-Bromofluorobenzene (Surr)	*91*		*75 - 120*		*08/01/12 19:40*	*1*
Toluene-d8 (Surr)	*86*		*85 - 120*		*08/01/12 19:40*	*1*
Dibromofluoromethane (Surr)	*103*		*85 - 115*		*08/01/12 19:40*	*1*

Method: 8081/DOD - Organochlorine Pesticides (GC)

Analyte	Result	Qualifier	LOQ	LOD	DL	Unit	D	Analyzed	Dil Fac
4,4'-DDD	0.011	U	0.053	0.011	0.010	ug/L		08/03/12 06:11	1
4,4'-DDE	0.011	U	0.053	0.011	0.010	ug/L		08/03/12 06:11	1

Client Sample ID: FWGDA2MW-DUP3-0141-GW
Date Collected: 07/26/12 11:22
Date Received: 07/27/12 08:00

Lab Sample ID: 240-13565-14
Matrix: Water

Method: 8081/DOD - Organochlorine Pesticides (GC) (Continued)

Analyte	Result	Qualifier	LOQ	LOD	DL	Unit	D	Analyzed	Dil Fac
4,4'-DDT	0.032	U	0.053	0.032	0.017	ug/L		08/03/12 06:11	1
Aldrin	0.011	U	0.032	0.011	0.0086	ug/L		08/03/12 06:11	1
alpha-BHC	0.011	U	0.032	0.011	0.0074	ug/L		08/03/12 06:11	1
alpha-Chlordane	0.015	U	0.053	0.015	0.015	ug/L		08/03/12 06:11	1
beta-BHC	0.011	U	0.053	0.011	0.0088	ug/L		08/03/12 06:11	1
delta-BHC	0.011	U	0.053	0.011	0.0092	ug/L		08/03/12 06:11	1
Dieldrin	0.011	U	0.032	0.011	0.0079	ug/L		08/03/12 06:11	1
Endosulfan I	0.014	U	0.053	0.014	0.014	ug/L		08/03/12 06:11	1
Endosulfan II	0.013	U	0.053	0.013	0.013	ug/L		08/03/12 06:11	1
Endosulfan sulfate	0.012	U	0.053	0.012	0.012	ug/L		08/03/12 06:11	1
Endrin	0.012	U	0.053	0.012	0.012	ug/L		08/03/12 06:11	1
Endrin aldehyde	0.012	U	0.053	0.012	0.012	ug/L		08/03/12 06:11	1
Endrin ketone	0.011	U	0.053	0.011	0.0082	ug/L		08/03/12 06:11	1
gamma-BHC (Lindane)	0.011	U	0.053	0.011	0.0067	ug/L		08/03/12 06:11	1
gamma-Chlordane	0.013	U	0.053	0.013	0.013	ug/L		08/03/12 06:11	1
Heptachlor	0.011	U	0.032	0.011	0.0084	ug/L		08/03/12 06:11	1
Heptachlor epoxide	0.011	U	0.032	0.011	0.0075	ug/L		08/03/12 06:11	1
Methoxychlor	0.034	U	0.11	0.034	0.034	ug/L		08/03/12 06:11	1
Toxaphene	0.53	U	2.1	0.53	0.34	ug/L		08/03/12 06:11	1

Surrogate	*%Recovery*	*Qualifier*	*Limits*	*Prepared*	*Analyzed*	*Dil Fac*
DCB Decachlorobiphenyl	*61*		*30 - 135*	*07/28/12 09:22*	*08/03/12 06:11*	*1*
DCB Decachlorobiphenyl	*78*		*30 - 135*	*07/28/12 09:22*	*08/03/12 06:11*	*1*
Tetrachloro-m-xylene	*81*		*25 - 140*	*07/28/12 09:22*	*08/03/12 06:11*	*1*
Tetrachloro-m-xylene	*89*		*25 - 140*	*07/28/12 09:22*	*08/03/12 06:11*	*1*

Method: 8082/DOD - Polychlorinated Biphenyls (PCBs) by Gas Chromatography

Analyte	Result	Qualifier	LOQ	LOD	DL	Unit	D	Analyzed	Dil Fac
Aroclor-1016	0.21	U	0.53	0.21	0.18	ug/L		08/01/12 23:21	1
Aroclor-1221	0.21	U	0.53	0.21	0.14	ug/L		08/01/12 23:21	1
Aroclor-1232	0.21	U	0.53	0.21	0.17	ug/L		08/01/12 23:21	1
Aroclor-1242	0.42	U	0.53	0.42	0.23	ug/L		08/01/12 23:21	1
Aroclor-1248	0.21	U	0.53	0.21	0.11	ug/L		08/01/12 23:21	1
Aroclor-1254	0.21	U	0.53	0.21	0.17	ug/L		08/01/12 23:21	1
Aroclor-1260	0.21	U	0.53	0.21	0.18	ug/L		08/01/12 23:21	1

Surrogate	*%Recovery*	*Qualifier*	*Limits*	*Prepared*	*Analyzed*	*Dil Fac*
Tetrachloro-m-xylene	*75*		*40 - 140*	*07/28/12 08:50*	*08/01/12 23:21*	*1*
Tetrachloro-m-xylene	*79*		*40 - 140*	*07/28/12 08:50*	*08/01/12 23:21*	*1*
DCB Decachlorobiphenyl	*66*		*40 - 135*	*07/28/12 08:50*	*08/01/12 23:21*	*1*
DCB Decachlorobiphenyl	*70*		*40 - 135*	*07/28/12 08:50*	*08/01/12 23:21*	*1*

Method: 8330 (Modified) - Organic Compounds by UV/HPLC - Dissolved

Analyte	Result	Qualifier	LOQ	LOD	DL	Unit	D	Analyzed	Dil Fac
Nitroguanidine	6.0	U	20	6.0	2.4	ug/L		07/31/12 21:22	1

Method: 8330/8330A - Nitroaromatics & Nitramines: Explosives (8330/A)

Analyte	Result	Qualifier	LOQ	LOD	DL	Unit	D	Analyzed	Dil Fac
Nitroglycerin	0.54	U	0.70	0.54	0.36	ug/L		08/03/12 16:50	1.08
PETN	0.54	U	0.70	0.54	0.32	ug/L		08/03/12 16:50	1.08
2-Amino-4,6-dinitrotoluene	0.11	U	0.22	0.11	0.018	ug/L		08/03/12 16:50	1.08

Client: Environmental Quality Mgt., Inc.
Project/Site: RVAAP 66 (OH)

TestAmerica Job ID: 240-13565-1

Client Sample ID: FWGDA2MW-DUP3-0141-GW
Date Collected: 07/26/12 11:22
Date Received: 07/27/12 08:00

Lab Sample ID: 240-13565-14
Matrix: Water

Method: 8330/8330A - Nitroaromatics & Nitramines: Explosives (8330/A) (Continued)

Analyte	Result	Qualifier	LOQ	LOD	DL	Unit	D	Analyzed	Dil Fac
4-Amino-2,6-dinitrotoluene	0.11 U		0.11	0.11	0.054	ug/L		08/03/12 16:50	1.08
1,3-Dinitrobenzene	0.11 U		0.11	0.11	0.054	ug/L		08/03/12 16:50	1.08
2,4-Dinitrotoluene	0.11 U		0.11	0.11	0.054	ug/L		08/03/12 16:50	1.08
2,6-Dinitrotoluene	0.11 U		0.11	0.11	0.054	ug/L		08/03/12 16:50	1.08
HMX	0.054 U		0.11	0.054	0.039	ug/L		08/03/12 16:50	1.08
Nitrobenzene	0.11 U		0.11	0.11	0.054	ug/L		08/03/12 16:50	1.08
2-Nitrotoluene	0.11 U		0.54	0.11	0.095	ug/L		08/03/12 16:50	1.08
3-Nitrotoluene	0.11 U		0.54	0.11	0.062	ug/L		08/03/12 16:50	1.08
4-Nitrotoluene	0.11 U		0.70	0.11	0.095	ug/L		08/03/12 16:50	1.08
RDX	0.054 U		0.11	0.054	0.039	ug/L		08/03/12 16:50	1.08
Tetryl	0.11 U		0.11	0.11	0.054	ug/L		08/03/12 16:50	1.08
1,3,5-Trinitrobenzene	0.054 U		0.11	0.054	0.032	ug/L		08/03/12 16:50	1.08
2,4,6-Trinitrotoluene	0.11 U		0.11	0.11	0.054	ug/L		08/03/12 16:50	1.08

Surrogate	*%Recovery*	*Qualifier*	*Limits*	*Prepared*	*Analyzed*	*Dil Fac*
3,4-Dinitrotoluene	*103*		*79 - 111*	*08/01/12 06:00*	*08/03/12 16:50*	*1.08*

General Chemistry

Analyte	Result	Qualifier	LOQ	LOD	DL	Unit	D	Analyzed	Dil Fac
Cyanide, Total	0.010 U	Q	0.010	0.010	0.0050	mg/L		07/31/12 11:05	1
Nitrocellulose	1.0 U		2.0	1.0	0.48	mg/L		08/09/12 15:05	1

Client Sample ID: FWGDA2MW-DUP3-0141-GF
Date Collected: 07/26/12 11:22
Date Received: 07/27/12 08:00

Lab Sample ID: 240-13565-15
Matrix: Water

Method: 6010B/DOD - Metals (ICP) - Total Recoverable

Analyte	Result	Qualifier	LOQ	LOD	DL	Unit	D	Analyzed	Dil Fac
Arsenic	**4.7**	**J**	10	10	3.3	ug/L		08/08/12 00:52	1
Chromium	**2.6**	**J**	7.0	4.0	1.4	ug/L		08/08/12 00:52	1
Cobalt	4.0	U	7.0	4.0	1.5	ug/L		08/08/12 00:52	1
Lead	5.0	U	10	5.0	1.7	ug/L		08/08/12 00:52	1
Selenium	10	U	15	10	4.0	ug/L		08/08/12 00:52	1
Silver	5.0	U	7.0	5.0	1.7	ug/L		08/08/12 00:52	1
Vanadium	4.0	U	7.0	4.0	1.3	ug/L		08/08/12 00:52	1
Barium	**20**	**J**	200	5.0	2.8	ug/L		08/08/12 00:52	1
Calcium	**100000**		5000	1000	630	ug/L		08/08/12 00:52	1
Copper	10	U	25	10	4.4	ug/L		08/08/12 00:52	1
Magnesium	**28000**		5000	300	120	ug/L		08/08/12 00:52	1
Manganese	**92**		15	5.0	1.8	ug/L		08/08/12 00:52	1
Nickel	**2.5**	**J**	40	5.0	2.2	ug/L		08/08/12 00:52	1
Potassium	**4000**	**J**	5000	900	300	ug/L		08/08/12 00:52	1

Method: 6020/DOD - Metals (ICP/MS) - Total Recoverable

Analyte	Result	Qualifier	LOQ	LOD	DL	Unit	D	Analyzed	Dil Fac
Aluminum	**36**	**J**	60	60	20	ug/L		08/07/12 21:01	1
Antimony	0.50	U Q	2.0	0.50	0.21	ug/L		08/07/12 21:01	1
Beryllium	0.10	U	1.0	0.10	0.033	ug/L		08/07/12 21:01	1
Cadmium	0.070	U Q	2.0	0.070	0.023	ug/L		08/07/12 21:01	1
Iron	**280**		150	100	44	ug/L		08/07/12 21:01	1
Sodium	**11000**		1000	400	160	ug/L		08/07/12 21:01	1
Thallium	1.0	U	2.0	1.0	0.32	ug/L		08/07/12 21:01	1
Zinc	20	U	40	20	8.8	ug/L		08/07/12 21:01	1

Method: 7470A/DOD - Mercury (CVAA)

Analyte	Result	Qualifier	LOQ	LOD	DL	Unit	D	Analyzed	Dil Fac
Hg	0.20	U	0.20	0.20	0.12	ug/L		07/31/12 10:41	1

Client Sample ID: FWGLL12MW-187C-0104-GW
Date Collected: 07/26/12 09:03
Date Received: 07/27/12 08:00

Lab Sample ID: 240-13565-16
Matrix: Water

Method: 8260B/DoD - Volatile Organic Compounds (GC/MS)

Analyte	Result	Qualifier	LOQ	LOD	DL	Unit	D	Analyzed	Dil Fac
1,1,1-Trichloroethane	0.25	U	1.0	0.25	0.22	ug/L		08/01/12 20:03	1
1,1,2,2-Tetrachloroethane	0.25	U	1.0	0.25	0.18	ug/L		08/01/12 20:03	1
1,1,2-Trichloroethane	0.50	U	1.0	0.50	0.27	ug/L		08/01/12 20:03	1
1,1-Dichloroethane	0.25	U	1.0	0.25	0.15	ug/L		08/01/12 20:03	1
1,1-Dichloroethene	0.25	U	1.0	0.25	0.19	ug/L		08/01/12 20:03	1
1,2-Dichloroethane	0.25	U	1.0	0.25	0.22	ug/L		08/01/12 20:03	1
1,2-Dichloroethene, Total	0.50	U	2.0	0.50	0.34	ug/L		08/01/12 20:03	1
1,2-Dichloropropane	0.25	U	1.0	0.25	0.18	ug/L		08/01/12 20:03	1
2-Hexanone	0.50	U	10	0.50	0.41	ug/L		08/01/12 20:03	1
Bromochloromethane	0.50	U	1.0	0.50	0.29	ug/L		08/01/12 20:03	1
Acetone	1.1	U	10	1.1	1.1	ug/L		08/01/12 20:03	1
Benzene	0.25	U	1.0	0.25	0.13	ug/L		08/01/12 20:03	1
Bromoform	0.64	U	1.0	0.64	0.64	ug/L		08/01/12 20:03	1
Bromomethane	0.50	U	1.0	0.50	0.41	ug/L		08/01/12 20:03	1
Carbon disulfide	0.25	U	1.0	0.25	0.13	ug/L		08/01/12 20:03	1
Carbon tetrachloride	0.25	U	1.0	0.25	0.13	ug/L		08/01/12 20:03	1
Chlorobenzene	0.25	U	1.0	0.25	0.15	ug/L		08/01/12 20:03	1
Chloroethane	0.50	U	1.0	0.50	0.29	ug/L		08/01/12 20:03	1
Chloroform	0.25	U	1.0	0.25	0.16	ug/L		08/01/12 20:03	1
Chloromethane	0.50	U	1.0	0.50	0.30	ug/L		08/01/12 20:03	1
cis-1,2-Dichloroethene	0.25	U	1.0	0.25	0.17	ug/L		08/01/12 20:03	1
cis-1,3-Dichloropropene	0.25	U	1.0	0.25	0.14	ug/L		08/01/12 20:03	1
Bromodichloromethane	0.25	U	1.0	0.25	0.15	ug/L		08/01/12 20:03	1
Ethylbenzene	0.25	U	1.0	0.25	0.17	ug/L		08/01/12 20:03	1
1,2-Dibromoethane	0.25	U	1.0	0.25	0.24	ug/L		08/01/12 20:03	1
m-Xylene & p-Xylene	0.50	U	2.0	0.50	0.24	ug/L		08/01/12 20:03	1
2-Butanone (MEK)	0.57	U	10	0.57	0.57	ug/L		08/01/12 20:03	1
4-Methyl-2-pentanone (MIBK)	0.50	U	10	0.50	0.32	ug/L		08/01/12 20:03	1
Methylene Chloride	0.50	U	1.0	0.50	0.33	ug/L		08/01/12 20:03	1
o-Xylene	0.25	U	1.0	0.25	0.14	ug/L		08/01/12 20:03	1
Styrene	0.25	U	1.0	0.25	0.11	ug/L		08/01/12 20:03	1
Tetrachloroethene	0.50	U	1.0	0.50	0.29	ug/L		08/01/12 20:03	1
Toluene	0.25	U	1.0	0.25	0.13	ug/L		08/01/12 20:03	1
trans-1,2-Dichloroethene	0.25	U	1.0	0.25	0.19	ug/L		08/01/12 20:03	1
trans-1,3-Dichloropropene	0.25	U	1.0	0.25	0.19	ug/L		08/01/12 20:03	1
Trichloroethene	0.25	U	1.0	0.25	0.17	ug/L		08/01/12 20:03	1
Vinyl chloride	0.25	U	1.0	0.25	0.22	ug/L		08/01/12 20:03	1
Xylenes, Total	0.75	U	2.0	0.75	0.28	ug/L		08/01/12 20:03	1
Dibromochloromethane	0.25	U	1.0	0.25	0.18	ug/L		08/01/12 20:03	1

Surrogate	*%Recovery*	*Qualifier*	*Limits*	*Prepared*	*Analyzed*	*Dil Fac*
1,2-Dichloroethane-d4 (Surr)	*115*		*70 - 120*		*08/01/12 20:03*	*1*
4-Bromofluorobenzene (Surr)	*92*		*75 - 120*		*08/01/12 20:03*	*1*
Toluene-d8 (Surr)	*87*		*85 - 120*		*08/01/12 20:03*	*1*
Dibromofluoromethane (Surr)	*102*		*85 - 115*		*08/01/12 20:03*	*1*

Method: 8081/DOD - Organochlorine Pesticides (GC)

Analyte	Result	Qualifier	LOQ	LOD	DL	Unit	D	Analyzed	Dil Fac
4,4'-DDD	0.0095	U	0.048	0.0095	0.0091	ug/L		08/03/12 06:32	1
4,4'-DDE	0.0095	U	0.048	0.0095	0.0092	ug/L		08/03/12 06:32	1

Client Sample ID: FWGLL12MW-187C-0104-GW
Date Collected: 07/26/12 09:03
Date Received: 07/27/12 08:00

Lab Sample ID: 240-13565-16
Matrix: Water

Method: 8081/DOD - Organochlorine Pesticides (GC) (Continued)

Analyte	Result	Qualifier	LOQ	LOD	DL	Unit	D	Analyzed	Dil Fac
4,4'-DDT	0.029	U	0.048	0.029	0.015	ug/L		08/03/12 06:32	1
Aldrin	0.0095	U	0.029	0.0095	0.0078	ug/L		08/03/12 06:32	1
alpha-BHC	0.0095	U	0.029	0.0095	0.0067	ug/L		08/03/12 06:32	1
alpha-Chlordane	0.013	U	0.048	0.013	0.013	ug/L		08/03/12 06:32	1
beta-BHC	0.0095	U	0.048	0.0095	0.0080	ug/L		08/03/12 06:32	1
delta-BHC	0.0095	U	0.048	0.0095	0.0083	ug/L		08/03/12 06:32	1
Dieldrin	0.0095	U	0.029	0.0095	0.0071	ug/L		08/03/12 06:32	1
Endosulfan I	0.012	U	0.048	0.012	0.012	ug/L		08/03/12 06:32	1
Endosulfan II	0.011	U	0.048	0.011	0.011	ug/L		08/03/12 06:32	1
Endosulfan sulfate	0.010	U	0.048	0.010	0.010	ug/L		08/03/12 06:32	1
Endrin	0.010	U	0.048	0.010	0.010	ug/L		08/03/12 06:32	1
Endrin aldehyde	0.010	U	0.048	0.010	0.010	ug/L		08/03/12 06:32	1
Endrin ketone	0.0095	U	0.048	0.0095	0.0074	ug/L		08/03/12 06:32	1
gamma-BHC (Lindane)	0.0095	U	0.048	0.0095	0.0061	ug/L		08/03/12 06:32	1
gamma-Chlordane	0.011	U	0.048	0.011	0.011	ug/L		08/03/12 06:32	1
Heptachlor	0.0095	U	0.029	0.0095	0.0076	ug/L		08/03/12 06:32	1
Heptachlor epoxide	0.0095	U	0.029	0.0095	0.0068	ug/L		08/03/12 06:32	1
Methoxychlor	0.030	U	0.095	0.030	0.030	ug/L		08/03/12 06:32	1
Toxaphene	0.48	U	1.9	0.48	0.30	ug/L		08/03/12 06:32	1

Surrogate	*%Recovery*	*Qualifier*	*Limits*	*Prepared*	*Analyzed*	*Dil Fac*
DCB Decachlorobiphenyl	*60*		*30 - 135*	*07/28/12 09:22*	*08/03/12 06:32*	*1*
DCB Decachlorobiphenyl	*79*		*30 - 135*	*07/28/12 09:22*	*08/03/12 06:32*	*1*
Tetrachloro-m-xylene	*79*		*25 - 140*	*07/28/12 09:22*	*08/03/12 06:32*	*1*
Tetrachloro-m-xylene	*88*		*25 - 140*	*07/28/12 09:22*	*08/03/12 06:32*	*1*

Method: 8082/DOD - Polychlorinated Biphenyls (PCBs) by Gas Chromatography

Analyte	Result	Qualifier	LOQ	LOD	DL	Unit	D	Analyzed	Dil Fac
Aroclor-1016	0.19	U	0.48	0.19	0.16	ug/L		08/01/12 23:52	1
Aroclor-1221	0.19	U	0.48	0.19	0.12	ug/L		08/01/12 23:52	1
Aroclor-1232	0.19	U	0.48	0.19	0.15	ug/L		08/01/12 23:52	1
Aroclor-1242	0.38	U	0.48	0.38	0.21	ug/L		08/01/12 23:52	1
Aroclor-1248	0.19	U	0.48	0.19	0.095	ug/L		08/01/12 23:52	1
Aroclor-1254	0.19	U	0.48	0.19	0.15	ug/L		08/01/12 23:52	1
Aroclor-1260	0.19	U	0.48	0.19	0.16	ug/L		08/01/12 23:52	1

Surrogate	*%Recovery*	*Qualifier*	*Limits*	*Prepared*	*Analyzed*	*Dil Fac*
Tetrachloro-m-xylene	*74*		*40 - 140*	*07/28/12 08:50*	*08/01/12 23:52*	*1*
Tetrachloro-m-xylene	*81*		*40 - 140*	*07/28/12 08:50*	*08/01/12 23:52*	*1*
DCB Decachlorobiphenyl	*60*		*40 - 135*	*07/28/12 08:50*	*08/01/12 23:52*	*1*
DCB Decachlorobiphenyl	*64*		*40 - 135*	*07/28/12 08:50*	*08/01/12 23:52*	*1*

Method: 8330 (Modified) - Organic Compounds by UV/HPLC - Dissolved

Analyte	Result	Qualifier	LOQ	LOD	DL	Unit	D	Analyzed	Dil Fac
Nitroguanidine	6.0	U	20	6.0	2.4	ug/L		07/31/12 21:37	1

Method: 8330/8330A - Nitroaromatics & Nitramines: Explosives (8330/A)

Analyte	Result	Qualifier	LOQ	LOD	DL	Unit	D	Analyzed	Dil Fac
Nitroglycerin	0.50	U	0.66	0.50	0.33	ug/L		08/03/12 17:31	1.01
PETN	0.50	U	0.66	0.50	0.30	ug/L		08/03/12 17:31	1.01
2-Amino-4,6-dinitrotoluene	0.10	U	0.20	0.10	0.017	ug/L		08/03/12 17:31	1.01

Client Sample ID: FWGLL12MW-187C-0104-GW
Date Collected: 07/26/12 09:03
Date Received: 07/27/12 08:00

Lab Sample ID: 240-13565-16
Matrix: Water

Method: 8330/8330A - Nitroaromatics & Nitramines: Explosives (8330/A) (Continued)

Analyte	Result	Qualifier	LOQ	LOD	DL	Unit	D	Analyzed	Dil Fac
4-Amino-2,6-dinitrotoluene	0.10 U		0.10	0.10	0.050	ug/L		08/03/12 17:31	1.01
1,3-Dinitrobenzene	0.10 U		0.10	0.10	0.050	ug/L		08/03/12 17:31	1.01
2,4-Dinitrotoluene	0.10 U		0.10	0.10	0.050	ug/L		08/03/12 17:31	1.01
2,6-Dinitrotoluene	0.10 U		0.10	0.10	0.050	ug/L		08/03/12 17:31	1.01
HMX	0.050 U		0.10	0.050	0.036	ug/L		08/03/12 17:31	1.01
Nitrobenzene	0.10 U		0.10	0.10	0.050	ug/L		08/03/12 17:31	1.01
2-Nitrotoluene	0.10 U		0.50	0.10	0.089	ug/L		08/03/12 17:31	1.01
3-Nitrotoluene	0.10 U		0.50	0.10	0.058	ug/L		08/03/12 17:31	1.01
4-Nitrotoluene	0.10 U		0.66	0.10	0.089	ug/L		08/03/12 17:31	1.01
RDX	0.050 U		0.10	0.050	0.036	ug/L		08/03/12 17:31	1.01
Tetryl	0.10 U		0.10	0.10	0.050	ug/L		08/03/12 17:31	1.01
1,3,5-Trinitrobenzene	0.050 U		0.10	0.050	0.030	ug/L		08/03/12 17:31	1.01
2,4,6-Trinitrotoluene	0.10 U		0.10	0.10	0.050	ug/L		08/03/12 17:31	1.01

Surrogate	*%Recovery*	*Qualifier*	*Limits*	*Prepared*	*Analyzed*	*Dil Fac*
3,4-Dinitrotoluene	*102*		*79 - 111*	*08/01/12 06:00*	*08/03/12 17:31*	*1.01*

General Chemistry

Analyte	Result	Qualifier	LOQ	LOD	DL	Unit	D	Analyzed	Dil Fac
Nitrate-Nitrite	**1310**	**Q**	50.0	12.0	5.3	mg/L		08/08/12 11:36	1000
Nitrocellulose	**3.5**		2.0	1.0	0.48	mg/L		08/09/12 15:05	1

Client Sample ID: FWGLL12MW-187C-0104-GF
Date Collected: 07/26/12 09:03
Date Received: 07/27/12 08:00

Lab Sample ID: 240-13565-17
Matrix: Water

Method: 6010B/DOD - Metals (ICP) - Total Recoverable

Analyte	Result	Qualifier	LOQ	LOD	DL	Unit	D	Analyzed	Dil Fac
Arsenic	**4.8**	**J**	10	10	3.3	ug/L		08/08/12 00:56	1
Chromium	**3.4**	**J**	7.0	4.0	1.4	ug/L		08/08/12 00:56	1
Cobalt	**10**		7.0	4.0	1.5	ug/L		08/08/12 00:56	1
Lead	5.0	U	10	5.0	1.7	ug/L		08/08/12 00:56	1
Selenium	10	U	15	10	4.0	ug/L		08/08/12 00:56	1
Silver	5.0	U	7.0	5.0	1.7	ug/L		08/08/12 00:56	1
Vanadium	**2.1**	**J**	7.0	4.0	1.3	ug/L		08/08/12 00:56	1
Barium	**240**		200	5.0	2.8	ug/L		08/08/12 00:56	1
Calcium	**940000**		10000	2000	1300	ug/L		08/10/12 20:34	2
Copper	**12**	**J**	50	20	8.7	ug/L		08/10/12 20:34	2
Magnesium	**280000**		5000	300	120	ug/L		08/08/12 00:56	1
Manganese	**2000**		15	5.0	1.8	ug/L		08/08/12 00:56	1
Nickel	**21**	**J**	40	5.0	2.2	ug/L		08/08/12 00:56	1
Potassium	**48000**		5000	900	300	ug/L		08/08/12 00:56	1

Method: 6020/DOD - Metals (ICP/MS) - Total Recoverable

Analyte	Result	Qualifier	LOQ	LOD	DL	Unit	D	Analyzed	Dil Fac
Aluminum	60	U	60	60	20	ug/L		08/07/12 21:18	1
Antimony	0.50	U Q	2.0	0.50	0.21	ug/L		08/07/12 21:18	1
Beryllium	0.10	U	1.0	0.10	0.033	ug/L		08/07/12 21:18	1
Cadmium	**0.073**	**J Q**	2.0	0.070	0.023	ug/L		08/07/12 21:18	1
Iron	100	U	150	100	44	ug/L		08/07/12 21:18	1
Sodium	**31000**		1000	400	160	ug/L		08/07/12 21:18	1
Thallium	**0.77**	**J**	2.0	1.0	0.32	ug/L		08/07/12 21:18	1
Zinc	20	U	40	20	8.8	ug/L		08/07/12 21:18	1

Method: 7470A/DOD - Mercury (CVAA)

Analyte	Result	Qualifier	LOQ	LOD	DL	Unit	D	Analyzed	Dil Fac
Hg	0.20	U	0.20	0.20	0.12	ug/L		07/31/12 10:42	1

Client: Environmental Quality Mgt., Inc.
Project/Site: RVAAP 66 (OH)

TestAmerica Job ID: 240-13565-1

Client Sample ID: FWGDA2MW-108C-0074-GW
Date Collected: 07/26/12 10:43
Date Received: 07/27/12 08:00

Lab Sample ID: 240-13565-18
Matrix: Water

Method: 8082/DOD - Polychlorinated Biphenyls (PCBs) by Gas Chromatography

Analyte	Result	Qualifier	LOQ	LOD	DL	Unit	D	Analyzed	Dil Fac
Aroclor-1016	0.19	U H	0.48	0.19	0.16	ug/L		08/10/12 17:58	1
Aroclor-1221	0.19	U H	0.48	0.19	0.12	ug/L		08/10/12 17:58	1
Aroclor-1232	0.19	U H	0.48	0.19	0.15	ug/L		08/10/12 17:58	1
Aroclor-1242	0.38	U H	0.48	0.38	0.21	ug/L		08/10/12 17:58	1
Aroclor-1248	0.19	U H	0.48	0.19	0.095	ug/L		08/10/12 17:58	1
Aroclor-1254	0.19	U H	0.48	0.19	0.15	ug/L		08/10/12 17:58	1
Aroclor-1260	0.19	U H	0.48	0.19	0.16	ug/L		08/10/12 17:58	1

Surrogate	*%Recovery*	*Qualifier*	*Limits*	*Prepared*	*Analyzed*	*Dil Fac*
Tetrachloro-m-xylene	*74*		*40 - 140*	*08/07/12 11:03*	*08/10/12 17:58*	*1*
Tetrachloro-m-xylene	*70*		*40 - 140*	*08/07/12 11:03*	*08/10/12 17:58*	*1*
DCB Decachlorobiphenyl	*53*		*40 - 135*	*08/07/12 11:03*	*08/10/12 17:58*	*1*
DCB Decachlorobiphenyl	*53*		*40 - 135*	*08/07/12 11:03*	*08/10/12 17:58*	*1*

Method: 8330 (Modified) - Organic Compounds by UV/HPLC - Dissolved

Analyte	Result	Qualifier	LOQ	LOD	DL	Unit	D	Analyzed	Dil Fac
Nitroguanidine	6.0 U		20	6.0	2.4	ug/L		07/31/12 21:51	1

Method: 8330/8330A - Nitroaromatics & Nitramines: Explosives (8330/A)

Analyte	Result	Qualifier	LOQ	LOD	DL	Unit	D	Analyzed	Dil Fac
Nitroglycerin	0.50 U		0.66	0.50	0.33	ug/L		08/03/12 18:51	1.01
PETN	0.50 U		0.66	0.50	0.30	ug/L		08/03/12 18:51	1.01
2-Amino-4,6-dinitrotoluene	0.10 U		0.20	0.10	0.017	ug/L		08/03/12 18:51	1.01
4-Amino-2,6-dinitrotoluene	0.10 U		0.10	0.10	0.050	ug/L		08/03/12 18:51	1.01
1,3-Dinitrobenzene	0.10 U		0.10	0.10	0.050	ug/L		08/03/12 18:51	1.01
2,4-Dinitrotoluene	0.10 U		0.10	0.10	0.050	ug/L		08/03/12 18:51	1.01
2,6-Dinitrotoluene	0.10 U		0.10	0.10	0.050	ug/L		08/03/12 18:51	1.01
HMX	0.050 U		0.10	0.050	0.036	ug/L		08/03/12 18:51	1.01
Nitrobenzene	0.10 U		0.10	0.10	0.050	ug/L		08/03/12 18:51	1.01
2-Nitrotoluene	0.10 U		0.50	0.10	0.089	ug/L		08/03/12 18:51	1.01
3-Nitrotoluene	0.10 U		0.50	0.10	0.058	ug/L		08/03/12 18:51	1.01
4-Nitrotoluene	0.10 U		0.66	0.10	0.089	ug/L		08/03/12 18:51	1.01
RDX	0.050 U		0.10	0.050	0.036	ug/L		08/03/12 18:51	1.01
Tetryl	0.10 U		0.10	0.10	0.050	ug/L		08/03/12 18:51	1.01
1,3,5-Trinitrobenzene	0.050 U		0.10	0.050	0.030	ug/L		08/03/12 18:51	1.01
2,4,6-Trinitrotoluene	0.10 U		0.10	0.10	0.050	ug/L		08/03/12 18:51	1.01

Surrogate	*%Recovery*	*Qualifier*	*Limits*	*Prepared*	*Analyzed*	*Dil Fac*
3,4-Dinitrotoluene	*102*		*79 - 111*	*08/01/12 06:00*	*08/03/12 18:51*	*1.01*

General Chemistry

Analyte	Result	Qualifier	LOQ	LOD	DL	Unit	D	Analyzed	Dil Fac
Nitrocellulose	1.0 U		2.0	1.0	0.48	mg/L		08/09/12 15:07	1

Client Sample ID: FWGDA2MW-108C-0074-GF
Date Collected: 07/26/12 10:43
Date Received: 07/27/12 08:00

Lab Sample ID: 240-13565-19
Matrix: Water

Method: 6010B/DOD - Metals (ICP) - Total Recoverable

Analyte	Result	Qualifier	LOQ	LOD	DL	Unit	D	Analyzed	Dil Fac
Arsenic	10	U	10	10	3.3	ug/L		08/08/12 01:00	1
Chromium	**3.0**	**J**	7.0	4.0	1.4	ug/L		08/08/12 01:00	1
Cobalt	4.0	U	7.0	4.0	1.5	ug/L		08/08/12 01:00	1
Lead	5.0	U	10	5.0	1.7	ug/L		08/08/12 01:00	1
Selenium	10	U	15	10	4.0	ug/L		08/08/12 01:00	1
Silver	5.0	U	7.0	5.0	1.7	ug/L		08/08/12 01:00	1
Vanadium	4.0	U	7.0	4.0	1.3	ug/L		08/08/12 01:00	1
Barium	**36**	**J**	200	5.0	2.8	ug/L		08/08/12 01:00	1
Calcium	**98000**		5000	1000	630	ug/L		08/08/12 01:00	1
Copper	10	U	25	10	4.4	ug/L		08/08/12 01:00	1
Magnesium	**36000**		5000	300	120	ug/L		08/08/12 01:00	1
Manganese	**290**		15	5.0	1.8	ug/L		08/08/12 01:00	1
Nickel	**2.4**	**J**	40	5.0	2.2	ug/L		08/08/12 01:00	1
Potassium	**3300**	**J**	5000	900	300	ug/L		08/08/12 01:00	1

Method: 6020/DOD - Metals (ICP/MS) - Total Recoverable

Analyte	Result	Qualifier	LOQ	LOD	DL	Unit	D	Analyzed	Dil Fac
Aluminum	60	U	60	60	20	ug/L		08/07/12 21:23	1
Antimony	0.50	U Q	2.0	0.50	0.21	ug/L		08/07/12 21:23	1
Beryllium	0.10	U	1.0	0.10	0.033	ug/L		08/07/12 21:23	1
Cadmium	0.070	U Q	2.0	0.070	0.023	ug/L		08/07/12 21:23	1
Iron	**2500**		150	100	44	ug/L		08/07/12 21:23	1
Sodium	**9300**		1000	400	160	ug/L		08/07/12 21:23	1
Thallium	1.0	U	2.0	1.0	0.32	ug/L		08/07/12 21:23	1
Zinc	20	U	40	20	8.8	ug/L		08/07/12 21:23	1

Method: 7470A/DOD - Mercury (CVAA)

Analyte	Result	Qualifier	LOQ	LOD	DL	Unit	D	Analyzed	Dil Fac
Hg	0.20	U	0.20	0.20	0.12	ug/L		07/31/12 10:47	1

Client Sample ID: FWGEQUIPRINSE4-0157-GW
Date Collected: 07/26/12 11:33
Date Received: 07/27/12 08:00

Lab Sample ID: 240-13565-20
Matrix: Water

Method: 8260B/DoD - Volatile Organic Compounds (GC/MS)

Analyte	Result	Qualifier	LOQ	LOD	DL	Unit	D	Analyzed	Dil Fac
1,1,1-Trichloroethane	0.25	U	1.0	0.25	0.22	ug/L		08/01/12 20:25	1
1,1,2,2-Tetrachloroethane	0.25	U	1.0	0.25	0.18	ug/L		08/01/12 20:25	1
1,1,2-Trichloroethane	0.50	U	1.0	0.50	0.27	ug/L		08/01/12 20:25	1
1,1-Dichloroethane	0.25	U	1.0	0.25	0.15	ug/L		08/01/12 20:25	1
1,1-Dichloroethene	0.25	U	1.0	0.25	0.19	ug/L		08/01/12 20:25	1
1,2-Dichloroethane	0.25	U	1.0	0.25	0.22	ug/L		08/01/12 20:25	1
1,2-Dichloroethene, Total	0.50	U	2.0	0.50	0.34	ug/L		08/01/12 20:25	1
1,2-Dichloropropane	0.25	U	1.0	0.25	0.18	ug/L		08/01/12 20:25	1
2-Hexanone	0.50	U	10	0.50	0.41	ug/L		08/01/12 20:25	1
Bromochloromethane	0.50	U	1.0	0.50	0.29	ug/L		08/01/12 20:25	1
Acetone	**10**		10	1.1	1.1	ug/L		08/01/12 20:25	1
Benzene	0.25	U	1.0	0.25	0.13	ug/L		08/01/12 20:25	1
Bromoform	0.64	U	1.0	0.64	0.64	ug/L		08/01/12 20:25	1
Bromomethane	0.50	U	1.0	0.50	0.41	ug/L		08/01/12 20:25	1
Carbon disulfide	0.25	U	1.0	0.25	0.13	ug/L		08/01/12 20:25	1
Carbon tetrachloride	0.25	U	1.0	0.25	0.13	ug/L		08/01/12 20:25	1
Chlorobenzene	0.25	U	1.0	0.25	0.15	ug/L		08/01/12 20:25	1
Chloroethane	0.50	U	1.0	0.50	0.29	ug/L		08/01/12 20:25	1
Chloroform	**0.20**	**J**	1.0	0.25	0.16	ug/L		08/01/12 20:25	1
Chloromethane	0.50	U	1.0	0.50	0.30	ug/L		08/01/12 20:25	1
cis-1,2-Dichloroethene	0.25	U	1.0	0.25	0.17	ug/L		08/01/12 20:25	1
cis-1,3-Dichloropropene	0.25	U	1.0	0.25	0.14	ug/L		08/01/12 20:25	1
Bromodichloromethane	0.25	U	1.0	0.25	0.15	ug/L		08/01/12 20:25	1
Ethylbenzene	0.25	U	1.0	0.25	0.17	ug/L		08/01/12 20:25	1
1,2-Dibromoethane	0.25	U	1.0	0.25	0.24	ug/L		08/01/12 20:25	1
m-Xylene & p-Xylene	0.50	U	2.0	0.50	0.24	ug/L		08/01/12 20:25	1
2-Butanone (MEK)	0.57	U	10	0.57	0.57	ug/L		08/01/12 20:25	1
4-Methyl-2-pentanone (MIBK)	0.50	U	10	0.50	0.32	ug/L		08/01/12 20:25	1
Methylene Chloride	0.50	U	1.0	0.50	0.33	ug/L		08/01/12 20:25	1
o-Xylene	0.25	U	1.0	0.25	0.14	ug/L		08/01/12 20:25	1
Styrene	0.25	U	1.0	0.25	0.11	ug/L		08/01/12 20:25	1
Tetrachloroethene	0.50	U	1.0	0.50	0.29	ug/L		08/01/12 20:25	1
Toluene	0.25	U	1.0	0.25	0.13	ug/L		08/01/12 20:25	1
trans-1,2-Dichloroethene	0.25	U	1.0	0.25	0.19	ug/L		08/01/12 20:25	1
trans-1,3-Dichloropropene	0.25	U	1.0	0.25	0.19	ug/L		08/01/12 20:25	1
Trichloroethene	0.25	U	1.0	0.25	0.17	ug/L		08/01/12 20:25	1
Vinyl chloride	0.25	U	1.0	0.25	0.22	ug/L		08/01/12 20:25	1
Xylenes, Total	0.75	U	2.0	0.75	0.28	ug/L		08/01/12 20:25	1
Dibromochloromethane	0.25	U	1.0	0.25	0.18	ug/L		08/01/12 20:25	1

Surrogate	*%Recovery*	*Qualifier*	*Limits*	*Prepared*	*Analyzed*	*Dil Fac*
1,2-Dichloroethane-d4 (Surr)	*116*		*70 - 120*		*08/01/12 20:25*	*1*
4-Bromofluorobenzene (Surr)	*96*		*75 - 120*		*08/01/12 20:25*	*1*
Toluene-d8 (Surr)	*89*		*85 - 120*		*08/01/12 20:25*	*1*
Dibromofluoromethane (Surr)	*106*		*85 - 115*		*08/01/12 20:25*	*1*

Method: 8081/DOD - Organochlorine Pesticides (GC)

Analyte	Result	Qualifier	LOQ	LOD	DL	Unit	D	Analyzed	Dil Fac
4,4'-DDD	0.0095	U	0.048	0.0095	0.0091	ug/L		08/03/12 06:52	1
4,4'-DDE	0.0095	U	0.048	0.0095	0.0092	ug/L		08/03/12 06:52	1

Client: Environmental Quality Mgt., Inc.
Project/Site: RVAAP 66 (OH)

TestAmerica Job ID: 240-13565-1

Client Sample ID: FWGEQUIPRINSE4-0157-GW
Date Collected: 07/26/12 11:33
Date Received: 07/27/12 08:00

Lab Sample ID: 240-13565-20
Matrix: Water

Method: 8081/DOD - Organochlorine Pesticides (GC) (Continued)

Analyte	Result	Qualifier	LOQ	LOD	DL	Unit	D	Analyzed	Dil Fac
4,4'-DDT	0.029	U	0.048	0.029	0.015	ug/L		08/03/12 06:52	1
Aldrin	0.0095	U	0.029	0.0095	0.0078	ug/L		08/03/12 06:52	1
alpha-BHC	0.0095	U	0.029	0.0095	0.0067	ug/L		08/03/12 06:52	1
alpha-Chlordane	0.013	U	0.048	0.013	0.013	ug/L		08/03/12 06:52	1
beta-BHC	0.0095	U	0.048	0.0095	0.0080	ug/L		08/03/12 06:52	1
delta-BHC	0.0095	U	0.048	0.0095	0.0083	ug/L		08/03/12 06:52	1
Dieldrin	0.0095	U	0.029	0.0095	0.0071	ug/L		08/03/12 06:52	1
Endosulfan I	0.012	U	0.048	0.012	0.012	ug/L		08/03/12 06:52	1
Endosulfan II	0.011	U	0.048	0.011	0.011	ug/L		08/03/12 06:52	1
Endosulfan sulfate	0.010	U	0.048	0.010	0.010	ug/L		08/03/12 06:52	1
Endrin	0.010	U	0.048	0.010	0.010	ug/L		08/03/12 06:52	1
Endrin aldehyde	0.010	U	0.048	0.010	0.010	ug/L		08/03/12 06:52	1
Endrin ketone	0.0095	U	0.048	0.0095	0.0074	ug/L		08/03/12 06:52	1
gamma-BHC (Lindane)	0.0095	U	0.048	0.0095	0.0061	ug/L		08/03/12 06:52	1
gamma-Chlordane	0.011	U	0.048	0.011	0.011	ug/L		08/03/12 06:52	1
Heptachlor	0.0095	U	0.029	0.0095	0.0076	ug/L		08/03/12 06:52	1
Heptachlor epoxide	0.0095	U	0.029	0.0095	0.0068	ug/L		08/03/12 06:52	1
Methoxychlor	0.030	U	0.095	0.030	0.030	ug/L		08/03/12 06:52	1
Toxaphene	0.48	U	1.9	0.48	0.30	ug/L		08/03/12 06:52	1

Surrogate	*%Recovery*	*Qualifier*	*Limits*	*Prepared*	*Analyzed*	*Dil Fac*
DCB Decachlorobiphenyl	*70*		*30 - 135*	*07/28/12 09:22*	*08/03/12 06:52*	*1*
DCB Decachlorobiphenyl	*91*		*30 - 135*	*07/28/12 09:22*	*08/03/12 06:52*	*1*
Tetrachloro-m-xylene	*71*		*25 - 140*	*07/28/12 09:22*	*08/03/12 06:52*	*1*
Tetrachloro-m-xylene	*76*		*25 - 140*	*07/28/12 09:22*	*08/03/12 06:52*	*1*

Method: 8082/DOD - Polychlorinated Biphenyls (PCBs) by Gas Chromatography

Analyte	Result	Qualifier	LOQ	LOD	DL	Unit	D	Analyzed	Dil Fac
Aroclor-1016	0.19	U	0.48	0.19	0.16	ug/L		08/02/12 00:56	1
Aroclor-1221	0.19	U	0.48	0.19	0.12	ug/L		08/02/12 00:56	1
Aroclor-1232	0.19	U	0.48	0.19	0.15	ug/L		08/02/12 00:56	1
Aroclor-1242	0.38	U	0.48	0.38	0.21	ug/L		08/02/12 00:56	1
Aroclor-1248	0.19	U	0.48	0.19	0.095	ug/L		08/02/12 00:56	1
Aroclor-1254	0.19	U	0.48	0.19	0.15	ug/L		08/02/12 00:56	1
Aroclor-1260	0.19	U	0.48	0.19	0.16	ug/L		08/02/12 00:56	1

Surrogate	*%Recovery*	*Qualifier*	*Limits*	*Prepared*	*Analyzed*	*Dil Fac*
Tetrachloro-m-xylene	*59*		*40 - 140*	*07/28/12 08:50*	*08/02/12 00:56*	*1*
Tetrachloro-m-xylene	*61*		*40 - 140*	*07/28/12 08:50*	*08/02/12 00:56*	*1*
DCB Decachlorobiphenyl	*68*		*40 - 135*	*07/28/12 08:50*	*08/02/12 00:56*	*1*
DCB Decachlorobiphenyl	*74*		*40 - 135*	*07/28/12 08:50*	*08/02/12 00:56*	*1*

Method: 8330 (Modified) - Organic Compounds by UV/HPLC - Dissolved

Analyte	Result	Qualifier	LOQ	LOD	DL	Unit	D	Analyzed	Dil Fac
Nitroguanidine	6.0 U		20	6.0	2.4	ug/L		07/31/12 22:05	1

Method: 8330/8330A - Nitroaromatics & Nitramines: Explosives (8330/A)

Analyte	Result	Qualifier	LOQ	LOD	DL	Unit	D	Analyzed	Dil Fac
Nitroglycerin	0.50 U		0.66	0.50	0.33	ug/L		08/03/12 19:31	1.01
PETN	0.50 U		0.66	0.50	0.30	ug/L		08/03/12 19:31	1.01
2-Amino-4,6-dinitrotoluene	0.10 U		0.20	0.10	0.017	ug/L		08/03/12 19:31	1.01

Client Sample ID: FWGEQUIPRINSE4-0157-GW
Date Collected: 07/26/12 11:33
Date Received: 07/27/12 08:00

Lab Sample ID: 240-13565-20
Matrix: Water

Method: 8330/8330A - Nitroaromatics & Nitramines: Explosives (8330/A) (Continued)

Analyte	Result	Qualifier	LOQ	LOD	DL	Unit	D	Analyzed	Dil Fac
4-Amino-2,6-dinitrotoluene	0.10 U		0.10	0.10	0.050	ug/L		08/03/12 19:31	1.01
1,3-Dinitrobenzene	0.10 U		0.10	0.10	0.050	ug/L		08/03/12 19:31	1.01
2,4-Dinitrotoluene	0.10 U		0.10	0.10	0.050	ug/L		08/03/12 19:31	1.01
2,6-Dinitrotoluene	0.10 U		0.10	0.10	0.050	ug/L		08/03/12 19:31	1.01
HMX	0.050 U		0.10	0.050	0.036	ug/L		08/03/12 19:31	1.01
Nitrobenzene	0.10 U		0.10	0.10	0.050	ug/L		08/03/12 19:31	1.01
2-Nitrotoluene	0.10 U		0.50	0.10	0.089	ug/L		08/03/12 19:31	1.01
3-Nitrotoluene	0.10 U		0.50	0.10	0.058	ug/L		08/03/12 19:31	1.01
4-Nitrotoluene	0.10 U		0.66	0.10	0.089	ug/L		08/03/12 19:31	1.01
RDX	0.050 U		0.10	0.050	0.036	ug/L		08/03/12 19:31	1.01
Tetryl	0.10 U		0.10	0.10	0.050	ug/L		08/03/12 19:31	1.01
1,3,5-Trinitrobenzene	0.050 U		0.10	0.050	0.030	ug/L		08/03/12 19:31	1.01
2,4,6-Trinitrotoluene	0.10 U		0.10	0.10	0.050	ug/L		08/03/12 19:31	1.01

Surrogate	*%Recovery*	*Qualifier*	*Limits*	*Prepared*	*Analyzed*	*Dil Fac*
3,4-Dinitrotoluene	*96*		*79 - 111*	*08/01/12 06:00*	*08/03/12 19:31*	*1.01*

Method: 6010B/DOD - Metals (ICP) - Total Recoverable

Analyte	Result	Qualifier	LOQ	LOD	DL	Unit	D	Analyzed	Dil Fac
Arsenic	10	U	10	10	3.3	ug/L		08/08/12 01:04	1
Chromium	**3.0**	**J**	7.0	4.0	1.4	ug/L		08/08/12 01:04	1
Cobalt	4.0	U	7.0	4.0	1.5	ug/L		08/08/12 01:04	1
Lead	5.0	U	10	5.0	1.7	ug/L		08/08/12 01:04	1
Selenium	10	U	15	10	4.0	ug/L		08/08/12 01:04	1
Silver	5.0	U	7.0	5.0	1.7	ug/L		08/08/12 01:04	1
Vanadium	4.0	U	7.0	4.0	1.3	ug/L		08/08/12 01:04	1
Barium	5.0	U	200	5.0	2.8	ug/L		08/08/12 01:04	1
Calcium	1000	U	5000	1000	630	ug/L		08/08/12 01:04	1
Copper	10	U	25	10	4.4	ug/L		08/08/12 01:04	1
Magnesium	300	U	5000	300	120	ug/L		08/08/12 01:04	1
Manganese	5.0	U	15	5.0	1.8	ug/L		08/08/12 01:04	1
Nickel	**2.4**	**J**	40	5.0	2.2	ug/L		08/08/12 01:04	1
Potassium	900	U	5000	900	300	ug/L		08/08/12 01:04	1

Method: 6020/DOD - Metals (ICP/MS) - Total Recoverable

Analyte	Result	Qualifier	LOQ	LOD	DL	Unit	D	Analyzed	Dil Fac
Aluminum	60	U	60	60	20	ug/L		08/07/12 21:28	1
Antimony	0.50	U Q	2.0	0.50	0.21	ug/L		08/07/12 21:28	1
Beryllium	0.10	U	1.0	0.10	0.033	ug/L		08/07/12 21:28	1
Cadmium	0.070	U Q	2.0	0.070	0.023	ug/L		08/07/12 21:28	1
Iron	100	U	150	100	44	ug/L		08/07/12 21:28	1
Sodium	400	U	1000	400	160	ug/L		08/07/12 21:28	1
Thallium	1.0	U	2.0	1.0	0.32	ug/L		08/07/12 21:28	1
Zinc	20	U	40	20	8.8	ug/L		08/07/12 21:28	1

Method: 7470A/DOD - Mercury (CVAA)

Analyte	Result	Qualifier	LOQ	LOD	DL	Unit	D	Analyzed	Dil Fac
Hg	0.20	U	0.20	0.20	0.12	ug/L		07/31/12 10:48	1

Client: Environmental Quality Mgt., Inc.
Project/Site: RVAAP 66 (OH)

TestAmerica Job ID: 240-13565-1

Client Sample ID: FWGEQUIPRINSE4-0157-GW
Date Collected: 07/26/12 11:33
Date Received: 07/27/12 08:00

Lab Sample ID: 240-13565-20
Matrix: Water

General Chemistry

Analyte	Result	Qualifier	LOQ	LOD	DL	Unit	D	Analyzed	Dil Fac
Nitrate-Nitrite	0.0053	J	0.050	0.012	0.0053	mg/L		08/08/12 11:38	1
Cyanide, Total	0.010 U	Q	0.010	0.010	0.0050	mg/L		07/31/12 11:08	1
Nitrocellulose	1.0 U		2.0	1.0	0.48	mg/L		08/09/12 15:09	1

Client Sample ID: FWGTEAM3-TRIP
Date Collected: 07/26/12 08:00
Date Received: 07/27/12 08:00

Lab Sample ID: 240-13565-21
Matrix: Water

Method: 8260B/DoD - Volatile Organic Compounds (GC/MS)

Analyte	Result	Qualifier	LOQ	LOD	DL	Unit	D	Analyzed	Dil Fac
1,1,1-Trichloroethane	0.25	U	1.0	0.25	0.22	ug/L		08/02/12 14:27	1
1,1,2,2-Tetrachloroethane	0.25	U	1.0	0.25	0.18	ug/L		08/02/12 14:27	1
1,1,2-Trichloroethane	0.50	U	1.0	0.50	0.27	ug/L		08/02/12 14:27	1
1,1-Dichloroethane	0.25	U	1.0	0.25	0.15	ug/L		08/02/12 14:27	1
1,1-Dichloroethene	0.25	U	1.0	0.25	0.19	ug/L		08/02/12 14:27	1
1,2-Dichloroethane	0.25	U	1.0	0.25	0.22	ug/L		08/02/12 14:27	1
1,2-Dichloroethene, Total	0.50	U	2.0	0.50	0.34	ug/L		08/02/12 14:27	1
1,2-Dichloropropane	0.25	U	1.0	0.25	0.18	ug/L		08/02/12 14:27	1
2-Hexanone	0.50	U	10	0.50	0.41	ug/L		08/02/12 14:27	1
Bromochloromethane	0.50	U	1.0	0.50	0.29	ug/L		08/02/12 14:27	1
Acetone	**2.7**	**J**	10	1.1	1.1	ug/L		08/02/12 14:27	1
Benzene	0.25	U	1.0	0.25	0.13	ug/L		08/02/12 14:27	1
Bromoform	0.64	U	1.0	0.64	0.64	ug/L		08/02/12 14:27	1
Bromomethane	0.50	U	1.0	0.50	0.41	ug/L		08/02/12 14:27	1
Carbon disulfide	0.25	U	1.0	0.25	0.13	ug/L		08/02/12 14:27	1
Carbon tetrachloride	0.25	U	1.0	0.25	0.13	ug/L		08/02/12 14:27	1
Chlorobenzene	0.25	U	1.0	0.25	0.15	ug/L		08/02/12 14:27	1
Chloroethane	0.50	U	1.0	0.50	0.29	ug/L		08/02/12 14:27	1
Chloroform	0.25	U	1.0	0.25	0.16	ug/L		08/02/12 14:27	1
Chloromethane	0.50	U	1.0	0.50	0.30	ug/L		08/02/12 14:27	1
cis-1,2-Dichloroethene	0.25	U	1.0	0.25	0.17	ug/L		08/02/12 14:27	1
cis-1,3-Dichloropropene	0.25	U	1.0	0.25	0.14	ug/L		08/02/12 14:27	1
Bromodichloromethane	0.25	U	1.0	0.25	0.15	ug/L		08/02/12 14:27	1
Ethylbenzene	0.25	U	1.0	0.25	0.17	ug/L		08/02/12 14:27	1
1,2-Dibromoethane	0.25	U	1.0	0.25	0.24	ug/L		08/02/12 14:27	1
m-Xylene & p-Xylene	0.50	U	2.0	0.50	0.24	ug/L		08/02/12 14:27	1
2-Butanone (MEK)	0.57	U	10	0.57	0.57	ug/L		08/02/12 14:27	1
4-Methyl-2-pentanone (MIBK)	0.50	U	10	0.50	0.32	ug/L		08/02/12 14:27	1
Methylene Chloride	**0.90**	**J**	1.0	0.50	0.33	ug/L		08/02/12 14:27	1
o-Xylene	0.25	U	1.0	0.25	0.14	ug/L		08/02/12 14:27	1
Styrene	0.25	U	1.0	0.25	0.11	ug/L		08/02/12 14:27	1
Tetrachloroethene	0.50	U	1.0	0.50	0.29	ug/L		08/02/12 14:27	1
Toluene	0.25	U	1.0	0.25	0.13	ug/L		08/02/12 14:27	1
trans-1,2-Dichloroethene	0.25	U	1.0	0.25	0.19	ug/L		08/02/12 14:27	1
trans-1,3-Dichloropropene	0.25	U	1.0	0.25	0.19	ug/L		08/02/12 14:27	1
Trichloroethene	0.25	U	1.0	0.25	0.17	ug/L		08/02/12 14:27	1
Vinyl chloride	0.25	U	1.0	0.25	0.22	ug/L		08/02/12 14:27	1
Xylenes, Total	0.75	U	2.0	0.75	0.28	ug/L		08/02/12 14:27	1
Dibromochloromethane	0.25	U	1.0	0.25	0.18	ug/L		08/02/12 14:27	1

Surrogate	*%Recovery*	*Qualifier*	*Limits*	*Prepared*	*Analyzed*	*Dil Fac*
1,2-Dichloroethane-d4 (Surr)	*97*		*70 - 120*		*08/02/12 14:27*	*1*
4-Bromofluorobenzene (Surr)	*98*		*75 - 120*		*08/02/12 14:27*	*1*
Toluene-d8 (Surr)	*93*		*85 - 120*		*08/02/12 14:27*	*1*
Dibromofluoromethane (Surr)	*108*		*85 - 115*		*08/02/12 14:27*	*1*

Client Sample ID: FWGLL12MW-246C-0107-GW
Date Collected: 07/26/12 08:47
Date Received: 07/27/12 08:00

Lab Sample ID: 240-13565-22
Matrix: Water

Method: 8260B/DoD - Volatile Organic Compounds (GC/MS)

Analyte	Result	Qualifier	LOQ	LOD	DL	Unit	D	Analyzed	Dil Fac
1,1,1-Trichloroethane	0.25	U	1.0	0.25	0.22	ug/L		08/01/12 21:09	1
1,1,2,2-Tetrachloroethane	0.25	U	1.0	0.25	0.18	ug/L		08/01/12 21:09	1
1,1,2-Trichloroethane	0.50	U	1.0	0.50	0.27	ug/L		08/01/12 21:09	1
1,1-Dichloroethane	0.25	U	1.0	0.25	0.15	ug/L		08/01/12 21:09	1
1,1-Dichloroethene	0.25	U	1.0	0.25	0.19	ug/L		08/01/12 21:09	1
1,2-Dichloroethane	0.25	U	1.0	0.25	0.22	ug/L		08/01/12 21:09	1
1,2-Dichloroethene, Total	0.50	U	2.0	0.50	0.34	ug/L		08/01/12 21:09	1
1,2-Dichloropropane	0.25	U	1.0	0.25	0.18	ug/L		08/01/12 21:09	1
2-Hexanone	0.50	U	10	0.50	0.41	ug/L		08/01/12 21:09	1
Bromochloromethane	0.50	U	1.0	0.50	0.29	ug/L		08/01/12 21:09	1
Acetone	**1.1**	**J**	10	1.1	1.1	ug/L		08/01/12 21:09	1
Benzene	0.25	U	1.0	0.25	0.13	ug/L		08/01/12 21:09	1
Bromoform	0.64	U	1.0	0.64	0.64	ug/L		08/01/12 21:09	1
Bromomethane	0.50	U	1.0	0.50	0.41	ug/L		08/01/12 21:09	1
Carbon disulfide	0.25	U	1.0	0.25	0.13	ug/L		08/01/12 21:09	1
Carbon tetrachloride	0.25	U	1.0	0.25	0.13	ug/L		08/01/12 21:09	1
Chlorobenzene	0.25	U	1.0	0.25	0.15	ug/L		08/01/12 21:09	1
Chloroethane	0.50	U	1.0	0.50	0.29	ug/L		08/01/12 21:09	1
Chloroform	0.25	U	1.0	0.25	0.16	ug/L		08/01/12 21:09	1
Chloromethane	0.50	U	1.0	0.50	0.30	ug/L		08/01/12 21:09	1
cis-1,2-Dichloroethene	0.25	U	1.0	0.25	0.17	ug/L		08/01/12 21:09	1
cis-1,3-Dichloropropene	0.25	U	1.0	0.25	0.14	ug/L		08/01/12 21:09	1
Bromodichloromethane	0.25	U	1.0	0.25	0.15	ug/L		08/01/12 21:09	1
Ethylbenzene	0.25	U	1.0	0.25	0.17	ug/L		08/01/12 21:09	1
1,2-Dibromoethane	0.25	U	1.0	0.25	0.24	ug/L		08/01/12 21:09	1
m-Xylene & p-Xylene	0.50	U	2.0	0.50	0.24	ug/L		08/01/12 21:09	1
2-Butanone (MEK)	0.57	U	10	0.57	0.57	ug/L		08/01/12 21:09	1
4-Methyl-2-pentanone (MIBK)	0.50	U	10	0.50	0.32	ug/L		08/01/12 21:09	1
Methylene Chloride	0.50	U	1.0	0.50	0.33	ug/L		08/01/12 21:09	1
o-Xylene	0.25	U	1.0	0.25	0.14	ug/L		08/01/12 21:09	1
Styrene	0.25	U	1.0	0.25	0.11	ug/L		08/01/12 21:09	1
Tetrachloroethene	0.50	U	1.0	0.50	0.29	ug/L		08/01/12 21:09	1
Toluene	0.25	U	1.0	0.25	0.13	ug/L		08/01/12 21:09	1
trans-1,2-Dichloroethene	0.25	U	1.0	0.25	0.19	ug/L		08/01/12 21:09	1
trans-1,3-Dichloropropene	0.25	U	1.0	0.25	0.19	ug/L		08/01/12 21:09	1
Trichloroethene	0.25	U	1.0	0.25	0.17	ug/L		08/01/12 21:09	1
Vinyl chloride	0.25	U	1.0	0.25	0.22	ug/L		08/01/12 21:09	1
Xylenes, Total	0.75	U	2.0	0.75	0.28	ug/L		08/01/12 21:09	1
Dibromochloromethane	0.25	U	1.0	0.25	0.18	ug/L		08/01/12 21:09	1

Surrogate	*%Recovery*	*Qualifier*	*Limits*	*Prepared*	*Analyzed*	*Dil Fac*
1,2-Dichloroethane-d4 (Surr)	*114*		*70 - 120*		*08/01/12 21:09*	*1*
4-Bromofluorobenzene (Surr)	*91*		*75 - 120*		*08/01/12 21:09*	*1*
Toluene-d8 (Surr)	*85*		*85 - 120*		*08/01/12 21:09*	*1*
Dibromofluoromethane (Surr)	*100*		*85 - 115*		*08/01/12 21:09*	*1*

Method: 8081/DOD - Organochlorine Pesticides (GC)

Analyte	Result	Qualifier	LOQ	LOD	DL	Unit	D	Analyzed	Dil Fac
4,4'-DDD	0.0095	U	0.048	0.0095	0.0091	ug/L		08/03/12 07:12	1
4,4'-DDE	0.0095	U	0.048	0.0095	0.0092	ug/L		08/03/12 07:12	1

Client: Environmental Quality Mgt., Inc.
Project/Site: RVAAP 66 (OH)

TestAmerica Job ID: 240-13565-1

Client Sample ID: FWGLL12MW-246C-0107-GW
Date Collected: 07/26/12 08:47
Date Received: 07/27/12 08:00

Lab Sample ID: 240-13565-22
Matrix: Water

Method: 8081/DOD - Organochlorine Pesticides (GC) (Continued)

Analyte	Result	Qualifier	LOQ	LOD	DL	Unit	D	Analyzed	Dil Fac
4,4'-DDT	0.029	U	0.048	0.029	0.015	ug/L		08/03/12 07:12	1
Aldrin	0.0095	U	0.029	0.0095	0.0078	ug/L		08/03/12 07:12	1
alpha-BHC	0.0095	U	0.029	0.0095	0.0067	ug/L		08/03/12 07:12	1
alpha-Chlordane	0.013	U	0.048	0.013	0.013	ug/L		08/03/12 07:12	1
beta-BHC	0.0095	U	0.048	0.0095	0.0080	ug/L		08/03/12 07:12	1
delta-BHC	0.0095	U	0.048	0.0095	0.0083	ug/L		08/03/12 07:12	1
Dieldrin	0.0095	U	0.029	0.0095	0.0071	ug/L		08/03/12 07:12	1
Endosulfan I	0.012	U	0.048	0.012	0.012	ug/L		08/03/12 07:12	1
Endosulfan II	0.011	U	0.048	0.011	0.011	ug/L		08/03/12 07:12	1
Endosulfan sulfate	0.010	U	0.048	0.010	0.010	ug/L		08/03/12 07:12	1
Endrin	0.010	U	0.048	0.010	0.010	ug/L		08/03/12 07:12	1
Endrin aldehyde	0.010	U	0.048	0.010	0.010	ug/L		08/03/12 07:12	1
Endrin ketone	0.0095	U	0.048	0.0095	0.0074	ug/L		08/03/12 07:12	1
gamma-BHC (Lindane)	0.0095	U	0.048	0.0095	0.0061	ug/L		08/03/12 07:12	1
gamma-Chlordane	0.011	U	0.048	0.011	0.011	ug/L		08/03/12 07:12	1
Heptachlor	0.0095	U	0.029	0.0095	0.0076	ug/L		08/03/12 07:12	1
Heptachlor epoxide	0.0095	U	0.029	0.0095	0.0068	ug/L		08/03/12 07:12	1
Methoxychlor	0.030	U	0.095	0.030	0.030	ug/L		08/03/12 07:12	1
Toxaphene	0.48	U	1.9	0.48	0.30	ug/L		08/03/12 07:12	1

Surrogate	*%Recovery*	*Qualifier*	*Limits*	*Prepared*	*Analyzed*	*Dil Fac*
DCB Decachlorobiphenyl	*34*		*30 - 135*	*07/28/12 09:22*	*08/03/12 07:12*	*1*
DCB Decachlorobiphenyl	*50*		*30 - 135*	*07/28/12 09:22*	*08/03/12 07:12*	*1*
Tetrachloro-m-xylene	*60*		*25 - 140*	*07/28/12 09:22*	*08/03/12 07:12*	*1*
Tetrachloro-m-xylene	*80*		*25 - 140*	*07/28/12 09:22*	*08/03/12 07:12*	*1*

Method: 8082/DOD - Polychlorinated Biphenyls (PCBs) by Gas Chromatography

Analyte	Result	Qualifier	LOQ	LOD	DL	Unit	D	Analyzed	Dil Fac
Aroclor-1016	0.19	U H	0.48	0.19	0.16	ug/L		08/10/12 18:14	1
Aroclor-1221	0.19	U H	0.48	0.19	0.12	ug/L		08/10/12 18:14	1
Aroclor-1232	0.19	U H	0.48	0.19	0.15	ug/L		08/10/12 18:14	1
Aroclor-1242	0.38	U H	0.48	0.38	0.21	ug/L		08/10/12 18:14	1
Aroclor-1248	0.19	U H	0.48	0.19	0.095	ug/L		08/10/12 18:14	1
Aroclor-1254	0.19	U H	0.48	0.19	0.15	ug/L		08/10/12 18:14	1
Aroclor-1260	0.19	U H	0.48	0.19	0.16	ug/L		08/10/12 18:14	1

Surrogate	*%Recovery*	*Qualifier*	*Limits*	*Prepared*	*Analyzed*	*Dil Fac*
Tetrachloro-m-xylene	*83*		*40 - 140*	*08/07/12 11:03*	*08/10/12 18:14*	*1*
Tetrachloro-m-xylene	*75*		*40 - 140*	*08/07/12 11:03*	*08/10/12 18:14*	*1*
DCB Decachlorobiphenyl	*52*		*40 - 135*	*08/07/12 11:03*	*08/10/12 18:14*	*1*
DCB Decachlorobiphenyl	*53*		*40 - 135*	*08/07/12 11:03*	*08/10/12 18:14*	*1*

Method: 8330 (Modified) - Organic Compounds by UV/HPLC - Dissolved

Analyte	Result	Qualifier	LOQ	LOD	DL	Unit	D	Analyzed	Dil Fac
Nitroguanidine	6.0	U	20	6.0	2.4	ug/L		07/31/12 22:20	1

Method: 8330/8330A - Nitroaromatics & Nitramines: Explosives (8330/A)

Analyte	Result	Qualifier	LOQ	LOD	DL	Unit	D	Analyzed	Dil Fac
Nitroglycerin	0.50	U	0.66	0.50	0.33	ug/L		08/03/12 20:11	1.01
PETN	0.50	U	0.66	0.50	0.30	ug/L		08/03/12 20:11	1.01
2-Amino-4,6-dinitrotoluene	0.10	U	0.20	0.10	0.017	ug/L		08/03/12 20:11	1.01

Client: Environmental Quality Mgt., Inc.
Project/Site: RVAAP 66 (OH)

TestAmerica Job ID: 240-13565-1

Client Sample ID: FWGLL12MW-246C-0107-GW
Date Collected: 07/26/12 08:47
Date Received: 07/27/12 08:00

Lab Sample ID: 240-13565-22
Matrix: Water

Method: 8330/8330A - Nitroaromatics & Nitramines: Explosives (8330/A) (Continued)

Analyte	Result	Qualifier	LOQ	LOD	DL	Unit	D	Analyzed	Dil Fac
4-Amino-2,6-dinitrotoluene	0.10 U		0.10	0.10	0.050	ug/L		08/03/12 20:11	1.01
1,3-Dinitrobenzene	0.10 U		0.10	0.10	0.050	ug/L		08/03/12 20:11	1.01
2,4-Dinitrotoluene	0.10 U		0.10	0.10	0.050	ug/L		08/03/12 20:11	1.01
2,6-Dinitrotoluene	0.10 U		0.10	0.10	0.050	ug/L		08/03/12 20:11	1.01
HMX	0.050 U		0.10	0.050	0.036	ug/L		08/03/12 20:11	1.01
Nitrobenzene	0.10 U		0.10	0.10	0.050	ug/L		08/03/12 20:11	1.01
2-Nitrotoluene	0.10 U		0.50	0.10	0.089	ug/L		08/03/12 20:11	1.01
3-Nitrotoluene	0.10 U		0.50	0.10	0.058	ug/L		08/03/12 20:11	1.01
4-Nitrotoluene	0.10 U		0.66	0.10	0.089	ug/L		08/03/12 20:11	1.01
RDX	0.050 U		0.10	0.050	0.036	ug/L		08/03/12 20:11	1.01
Tetryl	0.10 U		0.10	0.10	0.050	ug/L		08/03/12 20:11	1.01
1,3,5-Trinitrobenzene	0.050 U		0.10	0.050	0.030	ug/L		08/03/12 20:11	1.01
2,4,6-Trinitrotoluene	0.10 U		0.10	0.10	0.050	ug/L		08/03/12 20:11	1.01

Surrogate	*%Recovery*	*Qualifier*	*Limits*	*Prepared*	*Analyzed*	*Dil Fac*
3,4-Dinitrotoluene	*103*		*79 - 111*	*08/01/12 06:00*	*08/03/12 20:11*	*1.01*

General Chemistry

Analyte	Result	Qualifier	LOQ	LOD	DL	Unit	D	Analyzed	Dil Fac
Nitrate-Nitrite	**0.014**	**J**	0.050	0.012	0.0053	mg/L		08/08/12 11:40	1
Nitrocellulose	1.0 U		2.0	1.0	0.48	mg/L		08/09/12 15:11	1

Client Sample ID: FWGLL12MW-246C-0107-GF
Lab Sample ID: 240-13565-23
Date Collected: 07/26/12 08:47
Matrix: Water
Date Received: 07/27/12 08:00

Method: 6010B/DOD - Metals (ICP) - Total Recoverable

Analyte	Result	Qualifier	LOQ	LOD	DL	Unit	D	Analyzed	Dil Fac
Arsenic	**33**		10	10	3.3	ug/L		08/08/12 01:07	1
Chromium	**2.9**	**J**	7.0	4.0	1.4	ug/L		08/08/12 01:07	1
Cobalt	4.0	U	7.0	4.0	1.5	ug/L		08/08/12 01:07	1
Lead	5.0	U	10	5.0	1.7	ug/L		08/08/12 01:07	1
Selenium	10	U	15	10	4.0	ug/L		08/08/12 01:07	1
Silver	5.0	U	7.0	5.0	1.7	ug/L		08/08/12 01:07	1
Vanadium	4.0	U	7.0	4.0	1.3	ug/L		08/08/12 01:07	1
Barium	**37**	**J**	200	5.0	2.8	ug/L		08/08/12 01:07	1
Calcium	**110000**		5000	1000	630	ug/L		08/08/12 01:07	1
Copper	10	U	25	10	4.4	ug/L		08/08/12 01:07	1
Magnesium	**54000**		5000	300	120	ug/L		08/08/12 01:07	1
Manganese	**64**		15	5.0	1.8	ug/L		08/08/12 01:07	1
Nickel	**3.3**	**J**	40	5.0	2.2	ug/L		08/08/12 01:07	1
Potassium	**4200**	**J**	5000	900	300	ug/L		08/08/12 01:07	1

Method: 6020/DOD - Metals (ICP/MS) - Total Recoverable

Analyte	Result	Qualifier	LOQ	LOD	DL	Unit	D	Analyzed	Dil Fac
Aluminum	60	U	60	60	20	ug/L		08/07/12 21:33	1
Antimony	0.50	U Q	2.0	0.50	0.21	ug/L		08/07/12 21:33	1
Beryllium	0.10	U	1.0	0.10	0.033	ug/L		08/07/12 21:33	1
Cadmium	0.070	U Q	2.0	0.070	0.023	ug/L		08/07/12 21:33	1
Iron	**1300**		150	100	44	ug/L		08/07/12 21:33	1
Sodium	**22000**		1000	400	160	ug/L		08/07/12 21:33	1
Thallium	1.0	U	2.0	1.0	0.32	ug/L		08/07/12 21:33	1
Zinc	20	U	40	20	8.8	ug/L		08/07/12 21:33	1

Method: 7470A/DOD - Mercury (CVAA)

Analyte	Result	Qualifier	LOQ	LOD	DL	Unit	D	Analyzed	Dil Fac
Hg	0.20	U	0.20	0.20	0.12	ug/L		07/31/12 10:50	1

Client Sample ID: FWG FIELD TEAM4-TRIP
Date Collected: 07/26/12 08:00
Date Received: 07/27/12 08:00

Lab Sample ID: 240-13565-24
Matrix: Water

Method: 8260B/DoD - Volatile Organic Compounds (GC/MS)

Analyte	Result	Qualifier	LOQ	LOD	DL	Unit	D	Analyzed	Dil Fac
1,1,1-Trichloroethane	0.25	U	1.0	0.25	0.22	ug/L		08/01/12 21:31	1
1,1,2,2-Tetrachloroethane	0.25	U	1.0	0.25	0.18	ug/L		08/01/12 21:31	1
1,1,2-Trichloroethane	0.50	U	1.0	0.50	0.27	ug/L		08/01/12 21:31	1
1,1-Dichloroethane	0.25	U	1.0	0.25	0.15	ug/L		08/01/12 21:31	1
1,1-Dichloroethene	0.25	U	1.0	0.25	0.19	ug/L		08/01/12 21:31	1
1,2-Dichloroethane	0.25	U	1.0	0.25	0.22	ug/L		08/01/12 21:31	1
1,2-Dichloroethene, Total	0.50	U	2.0	0.50	0.34	ug/L		08/01/12 21:31	1
1,2-Dichloropropane	0.25	U	1.0	0.25	0.18	ug/L		08/01/12 21:31	1
2-Hexanone	0.50	U	10	0.50	0.41	ug/L		08/01/12 21:31	1
Bromochloromethane	0.50	U	1.0	0.50	0.29	ug/L		08/01/12 21:31	1
Acetone	**11**		10	1.1	1.1	ug/L		08/01/12 21:31	1
Benzene	0.25	U	1.0	0.25	0.13	ug/L		08/01/12 21:31	1
Bromoform	0.64	U	1.0	0.64	0.64	ug/L		08/01/12 21:31	1
Bromomethane	0.50	U	1.0	0.50	0.41	ug/L		08/01/12 21:31	1
Carbon disulfide	0.25	U	1.0	0.25	0.13	ug/L		08/01/12 21:31	1
Carbon tetrachloride	0.25	U	1.0	0.25	0.13	ug/L		08/01/12 21:31	1
Chlorobenzene	0.25	U	1.0	0.25	0.15	ug/L		08/01/12 21:31	1
Chloroethane	0.50	U	1.0	0.50	0.29	ug/L		08/01/12 21:31	1
Chloroform	0.25	U	1.0	0.25	0.16	ug/L		08/01/12 21:31	1
Chloromethane	0.50	U	1.0	0.50	0.30	ug/L		08/01/12 21:31	1
cis-1,2-Dichloroethene	0.25	U	1.0	0.25	0.17	ug/L		08/01/12 21:31	1
cis-1,3-Dichloropropene	0.25	U	1.0	0.25	0.14	ug/L		08/01/12 21:31	1
Bromodichloromethane	0.25	U	1.0	0.25	0.15	ug/L		08/01/12 21:31	1
Ethylbenzene	0.25	U	1.0	0.25	0.17	ug/L		08/01/12 21:31	1
1,2-Dibromoethane	0.25	U	1.0	0.25	0.24	ug/L		08/01/12 21:31	1
m-Xylene & p-Xylene	0.50	U	2.0	0.50	0.24	ug/L		08/01/12 21:31	1
2-Butanone (MEK)	0.57	U	10	0.57	0.57	ug/L		08/01/12 21:31	1
4-Methyl-2-pentanone (MIBK)	0.50	U	10	0.50	0.32	ug/L		08/01/12 21:31	1
Methylene Chloride	0.50	U	1.0	0.50	0.33	ug/L		08/01/12 21:31	1
o-Xylene	0.25	U	1.0	0.25	0.14	ug/L		08/01/12 21:31	1
Styrene	0.25	U	1.0	0.25	0.11	ug/L		08/01/12 21:31	1
Tetrachloroethene	0.50	U	1.0	0.50	0.29	ug/L		08/01/12 21:31	1
Toluene	0.25	U	1.0	0.25	0.13	ug/L		08/01/12 21:31	1
trans-1,2-Dichloroethene	0.25	U	1.0	0.25	0.19	ug/L		08/01/12 21:31	1
trans-1,3-Dichloropropene	0.25	U	1.0	0.25	0.19	ug/L		08/01/12 21:31	1
Trichloroethene	0.25	U	1.0	0.25	0.17	ug/L		08/01/12 21:31	1
Vinyl chloride	0.25	U	1.0	0.25	0.22	ug/L		08/01/12 21:31	1
Xylenes, Total	0.75	U	2.0	0.75	0.28	ug/L		08/01/12 21:31	1
Dibromochloromethane	0.25	U	1.0	0.25	0.18	ug/L		08/01/12 21:31	1

Surrogate	*%Recovery*	*Qualifier*	*Limits*	*Prepared*	*Analyzed*	*Dil Fac*
1,2-Dichloroethane-d4 (Surr)	*120*		*70 - 120*		*08/01/12 21:31*	*1*
4-Bromofluorobenzene (Surr)	*91*		*75 - 120*		*08/01/12 21:31*	*1*
Toluene-d8 (Surr)	*87*		*85 - 120*		*08/01/12 21:31*	*1*
Dibromofluoromethane (Surr)	*102*		*85 - 115*		*08/01/12 21:31*	*1*

Client Sample ID: FWGDA2MW-114-0075-GW
Date Collected: 07/26/12 10:11
Date Received: 07/27/12 08:00

Lab Sample ID: 240-13565-25
Matrix: Water

Method: 8260B/DoD - Volatile Organic Compounds (GC/MS)

Analyte	Result	Qualifier	LOQ	LOD	DL	Unit	D	Analyzed	Dil Fac
1,1,1-Trichloroethane	0.25	U	1.0	0.25	0.22	ug/L		08/02/12 14:50	1
1,1,2,2-Tetrachloroethane	0.25	U	1.0	0.25	0.18	ug/L		08/02/12 14:50	1
1,1,2-Trichloroethane	0.50	U	1.0	0.50	0.27	ug/L		08/02/12 14:50	1
1,1-Dichloroethane	0.25	U	1.0	0.25	0.15	ug/L		08/02/12 14:50	1
1,1-Dichloroethene	0.25	U	1.0	0.25	0.19	ug/L		08/02/12 14:50	1
1,2-Dichloroethane	0.25	U	1.0	0.25	0.22	ug/L		08/02/12 14:50	1
1,2-Dichloroethene, Total	0.50	U	2.0	0.50	0.34	ug/L		08/02/12 14:50	1
1,2-Dichloropropane	0.25	U	1.0	0.25	0.18	ug/L		08/02/12 14:50	1
2-Hexanone	0.50	U	10	0.50	0.41	ug/L		08/02/12 14:50	1
Bromochloromethane	0.50	U	1.0	0.50	0.29	ug/L		08/02/12 14:50	1
Acetone	1.1	U	10	1.1	1.1	ug/L		08/02/12 14:50	1
Benzene	0.25	U	1.0	0.25	0.13	ug/L		08/02/12 14:50	1
Bromoform	0.64	U	1.0	0.64	0.64	ug/L		08/02/12 14:50	1
Bromomethane	0.50	U	1.0	0.50	0.41	ug/L		08/02/12 14:50	1
Carbon disulfide	0.25	U	1.0	0.25	0.13	ug/L		08/02/12 14:50	1
Carbon tetrachloride	0.25	U	1.0	0.25	0.13	ug/L		08/02/12 14:50	1
Chlorobenzene	0.25	U	1.0	0.25	0.15	ug/L		08/02/12 14:50	1
Chloroethane	0.50	U	1.0	0.50	0.29	ug/L		08/02/12 14:50	1
Chloroform	0.25	U	1.0	0.25	0.16	ug/L		08/02/12 14:50	1
Chloromethane	0.50	U	1.0	0.50	0.30	ug/L		08/02/12 14:50	1
cis-1,2-Dichloroethene	0.25	U	1.0	0.25	0.17	ug/L		08/02/12 14:50	1
cis-1,3-Dichloropropene	0.25	U	1.0	0.25	0.14	ug/L		08/02/12 14:50	1
Bromodichloromethane	0.25	U	1.0	0.25	0.15	ug/L		08/02/12 14:50	1
Ethylbenzene	0.25	U	1.0	0.25	0.17	ug/L		08/02/12 14:50	1
1,2-Dibromoethane	0.25	U	1.0	0.25	0.24	ug/L		08/02/12 14:50	1
m-Xylene & p-Xylene	0.50	U	2.0	0.50	0.24	ug/L		08/02/12 14:50	1
2-Butanone (MEK)	0.57	U	10	0.57	0.57	ug/L		08/02/12 14:50	1
4-Methyl-2-pentanone (MIBK)	0.50	U	10	0.50	0.32	ug/L		08/02/12 14:50	1
Methylene Chloride	0.50	U	1.0	0.50	0.33	ug/L		08/02/12 14:50	1
o-Xylene	0.25	U	1.0	0.25	0.14	ug/L		08/02/12 14:50	1
Styrene	0.25	U	1.0	0.25	0.11	ug/L		08/02/12 14:50	1
Tetrachloroethene	0.50	U	1.0	0.50	0.29	ug/L		08/02/12 14:50	1
Toluene	0.25	U	1.0	0.25	0.13	ug/L		08/02/12 14:50	1
trans-1,2-Dichloroethene	0.25	U	1.0	0.25	0.19	ug/L		08/02/12 14:50	1
trans-1,3-Dichloropropene	0.25	U	1.0	0.25	0.19	ug/L		08/02/12 14:50	1
Trichloroethene	0.25	U	1.0	0.25	0.17	ug/L		08/02/12 14:50	1
Vinyl chloride	0.25	U	1.0	0.25	0.22	ug/L		08/02/12 14:50	1
Xylenes, Total	0.75	U	2.0	0.75	0.28	ug/L		08/02/12 14:50	1
Dibromochloromethane	0.25	U	1.0	0.25	0.18	ug/L		08/02/12 14:50	1

Surrogate	*%Recovery*	*Qualifier*	*Limits*	*Prepared*	*Analyzed*	*Dil Fac*
1,2-Dichloroethane-d4 (Surr)	*98*		*70 - 120*		*08/02/12 14:50*	*1*
4-Bromofluorobenzene (Surr)	*101*		*75 - 120*		*08/02/12 14:50*	*1*
Toluene-d8 (Surr)	*92*		*85 - 120*		*08/02/12 14:50*	*1*
Dibromofluoromethane (Surr)	*108*		*85 - 115*		*08/02/12 14:50*	*1*

Method: 8081/DOD - Organochlorine Pesticides (GC)

Analyte	Result	Qualifier	LOQ	LOD	DL	Unit	D	Analyzed	Dil Fac
4,4'-DDD	0.0096	U	0.048	0.0096	0.0092	ug/L		08/03/12 07:34	1
4,4'-DDE	0.0096	U	0.048	0.0096	0.0093	ug/L		08/03/12 07:34	1

Client Sample ID: FWGDA2MW-114-0075-GW
Date Collected: 07/26/12 10:11
Date Received: 07/27/12 08:00

Lab Sample ID: 240-13565-25
Matrix: Water

Method: 8081/DOD - Organochlorine Pesticides (GC) (Continued)

Analyte	Result	Qualifier	LOQ	LOD	DL	Unit	D	Analyzed	Dil Fac
4,4'-DDT	0.029	U	0.048	0.029	0.015	ug/L		08/03/12 07:34	1
Aldrin	0.0096	U	0.029	0.0096	0.0079	ug/L		08/03/12 07:34	1
alpha-BHC	0.0096	U	0.029	0.0096	0.0067	ug/L		08/03/12 07:34	1
alpha-Chlordane	0.013	U	0.048	0.013	0.013	ug/L		08/03/12 07:34	1
beta-BHC	0.0096	U	0.048	0.0096	0.0081	ug/L		08/03/12 07:34	1
delta-BHC	0.0096	U	0.048	0.0096	0.0084	ug/L		08/03/12 07:34	1
Dieldrin	0.0096	U	0.029	0.0096	0.0072	ug/L		08/03/12 07:34	1
Endosulfan I	0.013	U	0.048	0.013	0.013	ug/L		08/03/12 07:34	1
Endosulfan II	0.012	U	0.048	0.012	0.012	ug/L		08/03/12 07:34	1
Endosulfan sulfate	0.011	U	0.048	0.011	0.011	ug/L		08/03/12 07:34	1
Endrin	0.011	U	0.048	0.011	0.011	ug/L		08/03/12 07:34	1
Endrin aldehyde	0.011	U	0.048	0.011	0.011	ug/L		08/03/12 07:34	1
Endrin ketone	0.0096	U	0.048	0.0096	0.0075	ug/L		08/03/12 07:34	1
gamma-BHC (Lindane)	0.0096	U	0.048	0.0096	0.0062	ug/L		08/03/12 07:34	1
gamma-Chlordane	0.012	U	0.048	0.012	0.012	ug/L		08/03/12 07:34	1
Heptachlor	0.0096	U	0.029	0.0096	0.0077	ug/L		08/03/12 07:34	1
Heptachlor epoxide	0.0096	U	0.029	0.0096	0.0068	ug/L		08/03/12 07:34	1
Methoxychlor	0.031	U	0.096	0.031	0.031	ug/L		08/03/12 07:34	1
Toxaphene	0.48	U	1.9	0.48	0.31	ug/L		08/03/12 07:34	1

Surrogate	*%Recovery*	*Qualifier*	*Limits*	*Prepared*	*Analyzed*	*Dil Fac*
DCB Decachlorobiphenyl	*42*		*30 - 135*	*07/28/12 09:22*	*08/03/12 07:34*	*1*
DCB Decachlorobiphenyl	*56*		*30 - 135*	*07/28/12 09:22*	*08/03/12 07:34*	*1*
Tetrachloro-m-xylene	*67*		*25 - 140*	*07/28/12 09:22*	*08/03/12 07:34*	*1*
Tetrachloro-m-xylene	*70*		*25 - 140*	*07/28/12 09:22*	*08/03/12 07:34*	*1*

Method: 8082/DOD - Polychlorinated Biphenyls (PCBs) by Gas Chromatography

Analyte	Result	Qualifier	LOQ	LOD	DL	Unit	D	Analyzed	Dil Fac
Aroclor-1016	0.19	U	0.48	0.19	0.16	ug/L		08/02/12 01:27	1
Aroclor-1221	0.19	U	0.48	0.19	0.13	ug/L		08/02/12 01:27	1
Aroclor-1232	0.19	U	0.48	0.19	0.15	ug/L		08/02/12 01:27	1
Aroclor-1242	0.38	U	0.48	0.38	0.21	ug/L		08/02/12 01:27	1
Aroclor-1248	0.19	U	0.48	0.19	0.096	ug/L		08/02/12 01:27	1
Aroclor-1254	0.19	U	0.48	0.19	0.15	ug/L		08/02/12 01:27	1
Aroclor-1260	0.19	U	0.48	0.19	0.16	ug/L		08/02/12 01:27	1

Surrogate	*%Recovery*	*Qualifier*	*Limits*	*Prepared*	*Analyzed*	*Dil Fac*
Tetrachloro-m-xylene	*65*		*40 - 140*	*07/28/12 08:50*	*08/02/12 01:27*	*1*
Tetrachloro-m-xylene	*70*		*40 - 140*	*07/28/12 08:50*	*08/02/12 01:27*	*1*
DCB Decachlorobiphenyl	*42*		*40 - 135*	*07/28/12 08:50*	*08/02/12 01:27*	*1*
DCB Decachlorobiphenyl	*46*		*40 - 135*	*07/28/12 08:50*	*08/02/12 01:27*	*1*

Method: 8330 (Modified) - Organic Compounds by UV/HPLC - Dissolved

Analyte	Result	Qualifier	LOQ	LOD	DL	Unit	D	Analyzed	Dil Fac
Nitroguanidine	6.0 U		20	6.0	2.4	ug/L		07/31/12 22:34	1

Method: 8330/8330A - Nitroaromatics & Nitramines: Explosives (8330/A)

Analyte	Result	Qualifier	LOQ	LOD	DL	Unit	D	Analyzed	Dil Fac
Nitroglycerin	0.50 U		0.65	0.50	0.33	ug/L		08/03/12 20:52	1
PETN	0.50 U		0.65	0.50	0.30	ug/L		08/03/12 20:52	1
2-Amino-4,6-dinitrotoluene	0.10 U		0.20	0.10	0.017	ug/L		08/03/12 20:52	1

Client: Environmental Quality Mgt., Inc.
Project/Site: RVAAP 66 (OH)

TestAmerica Job ID: 240-13565-1

Client Sample ID: FWGDA2MW-114-0075-GW
Date Collected: 07/26/12 10:11
Date Received: 07/27/12 08:00

Lab Sample ID: 240-13565-25
Matrix: Water

Method: 8330/8330A - Nitroaromatics & Nitramines: Explosives (8330/A) (Continued)

Analyte	Result	Qualifier	LOQ	LOD	DL	Unit	D	Analyzed	Dil Fac
4-Amino-2,6-dinitrotoluene	0.10 U		0.10	0.10	0.050	ug/L		08/03/12 20:52	1
1,3-Dinitrobenzene	0.10 U		0.10	0.10	0.050	ug/L		08/03/12 20:52	1
2,4-Dinitrotoluene	0.10 U		0.10	0.10	0.050	ug/L		08/03/12 20:52	1
2,6-Dinitrotoluene	0.10 U		0.10	0.10	0.050	ug/L		08/03/12 20:52	1
HMX	0.050 U		0.10	0.050	0.036	ug/L		08/03/12 20:52	1
Nitrobenzene	0.10 U		0.10	0.10	0.050	ug/L		08/03/12 20:52	1
2-Nitrotoluene	0.10 U		0.50	0.10	0.088	ug/L		08/03/12 20:52	1
3-Nitrotoluene	0.10 U		0.50	0.10	0.057	ug/L		08/03/12 20:52	1
4-Nitrotoluene	0.10 U		0.65	0.10	0.088	ug/L		08/03/12 20:52	1
RDX	0.050 U		0.10	0.050	0.036	ug/L		08/03/12 20:52	1
Tetryl	0.10 U		0.10	0.10	0.050	ug/L		08/03/12 20:52	1
1,3,5-Trinitrobenzene	0.050 U		0.10	0.050	0.030	ug/L		08/03/12 20:52	1
2,4,6-Trinitrotoluene	0.10 U		0.10	0.10	0.050	ug/L		08/03/12 20:52	1

Surrogate	*%Recovery*	*Qualifier*	*Limits*	*Prepared*	*Analyzed*	*Dil Fac*
3,4-Dinitrotoluene	*101*		*79 - 111*	*08/01/12 06:00*	*08/03/12 20:52*	*1*

General Chemistry

Analyte	Result	Qualifier	LOQ	LOD	DL	Unit	D	Analyzed	Dil Fac
Cyanide, Total	0.010 U	Q	0.010	0.010	0.0050	mg/L		07/31/12 11:08	1
Nitrocellulose	1.0 U		2.0	1.0	0.48	mg/L		08/09/12 15:13	1

Client Sample ID: FWGDA2MW-114-0075-GF
Date Collected: 07/26/12 10:11
Date Received: 07/27/12 08:00

Lab Sample ID: 240-13565-26
Matrix: Water

Method: 6010B/DOD - Metals (ICP) - Total Recoverable

Analyte	Result	Qualifier	LOQ	LOD	DL	Unit	D	Analyzed	Dil Fac
Arsenic	10	U	10	10	3.3	ug/L		08/08/12 01:11	1
Chromium	**3.5**	**J**	7.0	4.0	1.4	ug/L		08/08/12 01:11	1
Cobalt	4.0	U	7.0	4.0	1.5	ug/L		08/08/12 01:11	1
Lead	5.0	U	10	5.0	1.7	ug/L		08/08/12 01:11	1
Selenium	10	U	15	10	4.0	ug/L		08/08/12 01:11	1
Silver	5.0	U	7.0	5.0	1.7	ug/L		08/08/12 01:11	1
Vanadium	4.0	U	7.0	4.0	1.3	ug/L		08/08/12 01:11	1
Barium	**26**	**J**	200	5.0	2.8	ug/L		08/08/12 01:11	1
Calcium	**110000**		5000	1000	630	ug/L		08/08/12 01:11	1
Copper	10	U	25	10	4.4	ug/L		08/08/12 01:11	1
Magnesium	**36000**		5000	300	120	ug/L		08/08/12 01:11	1
Manganese	**78**		15	5.0	1.8	ug/L		08/08/12 01:11	1
Nickel	**2.8**	**J**	40	5.0	2.2	ug/L		08/08/12 01:11	1
Potassium	**3900**	**J**	5000	900	300	ug/L		08/08/12 01:11	1

Method: 6020/DOD - Metals (ICP/MS) - Total Recoverable

Analyte	Result	Qualifier	LOQ	LOD	DL	Unit	D	Analyzed	Dil Fac
Aluminum	60	U	60	60	20	ug/L		08/07/12 21:38	1
Antimony	0.50	U Q	2.0	0.50	0.21	ug/L		08/07/12 21:38	1
Beryllium	0.10	U	1.0	0.10	0.033	ug/L		08/07/12 21:38	1
Cadmium	0.070	U Q	2.0	0.070	0.023	ug/L		08/07/12 21:38	1
Iron	**860**		150	100	44	ug/L		08/07/12 21:38	1
Sodium	**12000**		1000	400	160	ug/L		08/07/12 21:38	1
Thallium	1.0	U	2.0	1.0	0.32	ug/L		08/07/12 21:38	1
Zinc	20	U	40	20	8.8	ug/L		08/07/12 21:38	1

Method: 7470A/DOD - Mercury (CVAA)

Analyte	Result	Qualifier	LOQ	LOD	DL	Unit	D	Analyzed	Dil Fac
Hg	**0.14**	**J**	0.20	0.20	0.12	ug/L		07/31/12 10:06	1

Client: Environmental Quality Mgt., Inc.
Project/Site: RVAAP 66 (OH)

TestAmerica Job ID: 240-13565-2

Client Sample ID: FWGLL12MW-242C-0105-GW
Date Collected: 07/26/12 09:15
Date Received: 07/27/12 08:00

Lab Sample ID: 240-13565-2
Matrix: Water

Method: 8270C/DoD - Semivolatile Organic Compounds (GC/MS)

Analyte	Result	Qualifier	LOQ	LOD	DL	Unit	D	Analyzed	Dil Fac
Acenaphthene	0.095	U	0.19	0.095	0.095	ug/L		08/27/12 09:20	1
Acenaphthylene	0.095	U	0.19	0.095	0.095	ug/L		08/27/12 09:20	1
Anthracene	0.095	U	0.19	0.095	0.095	ug/L		08/27/12 09:20	1
Benzo[a]anthracene	0.095	U	0.19	0.095	0.095	ug/L		08/27/12 09:20	1
Benzo[a]pyrene	0.095	U	0.19	0.095	0.095	ug/L		08/27/12 09:20	1
Benzo[b]fluoranthene	0.095	U	0.19	0.095	0.095	ug/L		08/27/12 09:20	1
Benzo[g,h,i]perylene	0.095	U	0.19	0.095	0.095	ug/L		08/27/12 09:20	1
Benzo[k]fluoranthene	0.095	U	0.19	0.095	0.095	ug/L		08/27/12 09:20	1
Bis(2-ethylhexyl) phthalate	0.76	U	1.9	0.76	0.76	ug/L		08/27/12 09:20	1
Butyl benzyl phthalate	0.76	U	0.95	0.76	0.76	ug/L		08/27/12 09:20	1
4-Chloro-3-methylphenol	0.76	U	1.9	0.76	0.76	ug/L		08/27/12 09:20	1
2-Chlorophenol	0.76	U	0.95	0.76	0.28	ug/L		08/27/12 09:20	1
Chrysene	0.095	U	0.19	0.095	0.095	ug/L		08/27/12 09:20	1
Dibenz(a,h)anthracene	0.095	U	0.19	0.095	0.095	ug/L		08/27/12 09:20	1
2,4-Dichlorophenol	0.76	U	1.9	0.76	0.76	ug/L		08/27/12 09:20	1
Diethyl phthalate	0.76	U	0.95	0.76	0.57	ug/L		08/27/12 09:20	1
2,4-Dimethylphenol	0.76	U	1.9	0.76	0.76	ug/L		08/27/12 09:20	1
Dimethyl phthalate	0.76	U	0.95	0.76	0.28	ug/L		08/27/12 09:20	1
Di-n-butyl phthalate	0.76	U	0.95	0.76	0.64	ug/L		08/27/12 09:20	1
4,6-Dinitro-2-methylphenol	2.3	U	4.8	2.3	2.3	ug/L		08/27/12 09:20	1
2,4-Dinitrophenol	2.3	U	4.8	2.3	2.3	ug/L		08/27/12 09:20	1
Di-n-octyl phthalate	0.76	U	0.95	0.76	0.76	ug/L		08/27/12 09:20	1
Fluoranthene	0.095	U	0.19	0.095	0.095	ug/L		08/27/12 09:20	1
Fluorene	0.095	U	0.19	0.095	0.095	ug/L		08/27/12 09:20	1
Indeno[1,2,3-cd]pyrene	0.095	U	0.19	0.095	0.095	ug/L		08/27/12 09:20	1
2-Methylphenol	0.76	U	0.95	0.76	0.76	ug/L		08/27/12 09:20	1
3 & 4 Methylphenol	0.76	U	1.9	0.76	0.76	ug/L		08/27/12 09:20	1
Naphthalene	0.095	U	0.19	0.095	0.095	ug/L		08/27/12 09:20	1
2-Nitrophenol	0.76	U	1.9	0.76	0.27	ug/L		08/27/12 09:20	1
4-Nitrophenol	2.3	U	4.8	2.3	2.3	ug/L		08/27/12 09:20	1
Pentachlorophenol	2.3	U	4.8	2.3	2.3	ug/L		08/27/12 09:20	1
Phenanthrene	0.095	U	0.19	0.095	0.095	ug/L		08/27/12 09:20	1
Phenol	0.76	U	0.95	0.76	0.57	ug/L		08/27/12 09:20	1
Pyrene	0.095	U	0.19	0.095	0.095	ug/L		08/27/12 09:20	1
2,4,5-Trichlorophenol	0.76	U	4.8	0.76	0.29	ug/L		08/27/12 09:20	1
2,4,6-Trichlorophenol	0.76	U	4.8	0.76	0.76	ug/L		08/27/12 09:20	1

Surrogate	*%Recovery*	*Qualifier*	*Limits*	*Prepared*	*Analyzed*	*Dil Fac*
2-Fluorobiphenyl (Surr)	62		50 - 110	07/30/12 10:31	08/27/12 09:20	1
2-Fluorophenol (Surr)	72		20 - 110	07/30/12 10:31	08/27/12 09:20	1
Nitrobenzene-d5 (Surr)	66		40 - 110	07/30/12 10:31	08/27/12 09:20	1
Phenol-d5 (Surr)	78		10 - 115	07/30/12 10:31	08/27/12 09:20	1
Terphenyl-d14 (Surr)	59		50 - 135	07/30/12 10:31	08/27/12 09:20	1
2,4,6-Tribromophenol (Surr)	75		40 - 125	07/30/12 10:31	08/27/12 09:20	1

Client Sample ID: FWGDETMW-003C-0077-GW
Date Collected: 07/26/12 11:00
Date Received: 07/27/12 08:00

Lab Sample ID: 240-13565-4
Matrix: Water

Method: 8270C/DoD - Semivolatile Organic Compounds (GC/MS)

Analyte	Result	Qualifier	LOQ	LOD	DL	Unit	D	Analyzed	Dil Fac
Acenaphthene	0.095	U	0.19	0.095	0.095	ug/L		08/27/12 09:40	1
Acenaphthylene	0.095	U	0.19	0.095	0.095	ug/L		08/27/12 09:40	1
Anthracene	0.095	U	0.19	0.095	0.095	ug/L		08/27/12 09:40	1
Benzo[a]anthracene	0.095	U	0.19	0.095	0.095	ug/L		08/27/12 09:40	1
Benzo[a]pyrene	0.095	U	0.19	0.095	0.095	ug/L		08/27/12 09:40	1
Benzo[b]fluoranthene	0.095	U	0.19	0.095	0.095	ug/L		08/27/12 09:40	1
Benzo[g,h,i]perylene	0.095	U	0.19	0.095	0.095	ug/L		08/27/12 09:40	1
Benzoic acid	9.5	U	24	9.5	9.5	ug/L		08/27/12 09:40	1
Benzo[k]fluoranthene	0.095	U	0.19	0.095	0.095	ug/L		08/27/12 09:40	1
Benzyl alcohol	0.76	U	4.8	0.76	0.36	ug/L		08/27/12 09:40	1
Bis(2-chloroethoxy)methane	0.76	U	0.95	0.76	0.30	ug/L		08/27/12 09:40	1
Bis(2-chloroethyl)ether	0.095	U	0.95	0.095	0.095	ug/L		08/27/12 09:40	1
Bis(2-ethylhexyl) phthalate	**1.3**	**J**	1.9	0.76	0.76	ug/L		08/27/12 09:40	1
4-Bromophenyl phenyl ether	0.76	U	1.9	0.76	0.76	ug/L		08/27/12 09:40	1
Butyl benzyl phthalate	0.76	U	0.95	0.76	0.76	ug/L		08/27/12 09:40	1
Carbazole	0.76	U	0.95	0.76	0.27	ug/L		08/27/12 09:40	1
4-Chloroaniline	0.76	U	1.9	0.76	0.76	ug/L		08/27/12 09:40	1
4-Chloro-3-methylphenol	0.76	U	1.9	0.76	0.76	ug/L		08/27/12 09:40	1
2-Chloronaphthalene	0.095	U	0.95	0.095	0.095	ug/L		08/27/12 09:40	1
2-Chlorophenol	0.76	U	0.95	0.76	0.28	ug/L		08/27/12 09:40	1
4-Chlorophenyl phenyl ether	0.76	U	1.9	0.76	0.29	ug/L		08/27/12 09:40	1
Chrysene	0.095	U	0.19	0.095	0.095	ug/L		08/27/12 09:40	1
Dibenz(a,h)anthracene	0.095	U	0.19	0.095	0.095	ug/L		08/27/12 09:40	1
Dibenzofuran	0.095	U	0.95	0.095	0.095	ug/L		08/27/12 09:40	1
1,2-Dichlorobenzene	0.76	U	0.95	0.76	0.28	ug/L		08/27/12 09:40	1
1,3-Dichlorobenzene	0.76	U	0.95	0.76	0.76	ug/L		08/27/12 09:40	1
1,4-Dichlorobenzene	0.76	U	0.95	0.76	0.32	ug/L		08/27/12 09:40	1
3,3'-Dichlorobenzidine	0.76	U	4.8	0.76	0.35	ug/L		08/27/12 09:40	1
2,4-Dichlorophenol	0.76	U	1.9	0.76	0.76	ug/L		08/27/12 09:40	1
Diethyl phthalate	0.76	U	0.95	0.76	0.57	ug/L		08/27/12 09:40	1
2,4-Dimethylphenol	0.76	U	1.9	0.76	0.76	ug/L		08/27/12 09:40	1
Dimethyl phthalate	0.76	U	0.95	0.76	0.28	ug/L		08/27/12 09:40	1
Di-n-butyl phthalate	0.76	U	0.95	0.76	0.64	ug/L		08/27/12 09:40	1
4,6-Dinitro-2-methylphenol	2.3	U	4.8	2.3	2.3	ug/L		08/27/12 09:40	1
2,4-Dinitrophenol	2.3	U	4.8	2.3	2.3	ug/L		08/27/12 09:40	1
Di-n-octyl phthalate	0.76	U	0.95	0.76	0.76	ug/L		08/27/12 09:40	1
Fluoranthene	0.095	U	0.19	0.095	0.095	ug/L		08/27/12 09:40	1
Fluorene	0.095	U	0.19	0.095	0.095	ug/L		08/27/12 09:40	1
Hexachlorobenzene	0.095	U	0.19	0.095	0.095	ug/L		08/27/12 09:40	1
Hexachlorobutadiene	0.76	U	0.95	0.76	0.26	ug/L		08/27/12 09:40	1
Hexachlorocyclopentadiene	0.76	U	9.5	0.76	0.76	ug/L		08/27/12 09:40	1
Hexachloroethane	0.76	U	0.95	0.76	0.76	ug/L		08/27/12 09:40	1
Indeno[1,2,3-cd]pyrene	0.095	U	0.19	0.095	0.095	ug/L		08/27/12 09:40	1
Isophorone	0.76	U	0.95	0.76	0.26	ug/L		08/27/12 09:40	1
2-Methylnaphthalene	0.095	U	0.19	0.095	0.095	ug/L		08/27/12 09:40	1
2-Methylphenol	0.76	U	0.95	0.76	0.76	ug/L		08/27/12 09:40	1
3 & 4 Methylphenol	0.76	U	1.9	0.76	0.76	ug/L		08/27/12 09:40	1
Naphthalene	0.095	U	0.19	0.095	0.095	ug/L		08/27/12 09:40	1
2-Nitroaniline	0.76	U	1.9	0.76	0.76	ug/L		08/27/12 09:40	1

Client Sample ID: FWGDETMW-003C-0077-GW
Lab Sample ID: 240-13565-4
Date Collected: 07/26/12 11:00
Matrix: Water
Date Received: 07/27/12 08:00

Method: 8270C/DoD - Semivolatile Organic Compounds (GC/MS) (Continued)

Analyte	Result	Qualifier	LOQ	LOD	DL	Unit	D	Analyzed	Dil Fac
3-Nitroaniline	0.76	U	1.9	0.76	0.27	ug/L		08/27/12 09:40	1
4-Nitroaniline	0.76	U	1.9	0.76	0.76	ug/L		08/27/12 09:40	1
2-Nitrophenol	0.76	U	1.9	0.76	0.27	ug/L		08/27/12 09:40	1
4-Nitrophenol	2.3	U	4.8	2.3	2.3	ug/L		08/27/12 09:40	1
N-Nitrosodi-n-propylamine	0.76	U	0.95	0.76	0.76	ug/L		08/27/12 09:40	1
N-Nitrosodiphenylamine	0.76	U	0.95	0.76	0.30	ug/L		08/27/12 09:40	1
2,2'-oxybis[1-chloropropane]	0.76	U	0.95	0.76	0.38	ug/L		08/27/12 09:40	1
Pentachlorophenol	2.3	U	4.8	2.3	2.3	ug/L		08/27/12 09:40	1
Phenanthrene	0.095	U	0.19	0.095	0.095	ug/L		08/27/12 09:40	1
Phenol	0.76	U	0.95	0.76	0.57	ug/L		08/27/12 09:40	1
Pyrene	0.095	U	0.19	0.095	0.095	ug/L		08/27/12 09:40	1
1,2,4-Trichlorobenzene	0.76	U	0.95	0.76	0.27	ug/L		08/27/12 09:40	1
2,4,5-Trichlorophenol	0.76	U	4.8	0.76	0.29	ug/L		08/27/12 09:40	1
2,4,6-Trichlorophenol	0.76	U	4.8	0.76	0.76	ug/L		08/27/12 09:40	1

Surrogate	*%Recovery*	*Qualifier*	*Limits*	*Prepared*	*Analyzed*	*Dil Fac*
2-Fluorobiphenyl (Surr)	*56*		*50 - 110*	*07/30/12 10:31*	*08/27/12 09:40*	*1*
2-Fluorophenol (Surr)	*68*		*20 - 110*	*07/30/12 10:31*	*08/27/12 09:40*	*1*
Nitrobenzene-d5 (Surr)	*61*		*40 - 110*	*07/30/12 10:31*	*08/27/12 09:40*	*1*
Phenol-d5 (Surr)	*72*		*10 - 115*	*07/30/12 10:31*	*08/27/12 09:40*	*1*
Terphenyl-d14 (Surr)	*67*		*50 - 135*	*07/30/12 10:31*	*08/27/12 09:40*	*1*
2,4,6-Tribromophenol (Surr)	*68*		*40 - 125*	*07/30/12 10:31*	*08/27/12 09:40*	*1*

Client: Environmental Quality Mgt., Inc.
Project/Site: RVAAP 66 (OH)

TestAmerica Job ID: 240-13565-2

Client Sample ID: FWGDA2MW-115-0076-GW
Date Collected: 07/26/12 10:18
Date Received: 07/27/12 08:00

Lab Sample ID: 240-13565-11
Matrix: Water

Method: 8270C/DoD - Semivolatile Organic Compounds (GC/MS)

Analyte	Result	Qualifier	LOQ	LOD	DL	Unit	D	Analyzed	Dil Fac
Acenaphthene	0.095	U	0.19	0.095	0.095	ug/L		08/27/12 09:59	1
Acenaphthylene	0.095	U	0.19	0.095	0.095	ug/L		08/27/12 09:59	1
Anthracene	0.095	U	0.19	0.095	0.095	ug/L		08/27/12 09:59	1
Benzo[a]anthracene	0.095	U	0.19	0.095	0.095	ug/L		08/27/12 09:59	1
Benzo[a]pyrene	0.095	U	0.19	0.095	0.095	ug/L		08/27/12 09:59	1
Benzo[b]fluoranthene	0.095	U	0.19	0.095	0.095	ug/L		08/27/12 09:59	1
Benzo[g,h,i]perylene	0.095	U	0.19	0.095	0.095	ug/L		08/27/12 09:59	1
Benzoic acid	9.5	U	24	9.5	9.5	ug/L		08/27/12 09:59	1
Benzo[k]fluoranthene	0.095	U	0.19	0.095	0.095	ug/L		08/27/12 09:59	1
Benzyl alcohol	0.76	U	4.8	0.76	0.36	ug/L		08/27/12 09:59	1
Bis(2-chloroethoxy)methane	0.76	U	0.95	0.76	0.30	ug/L		08/27/12 09:59	1
Bis(2-chloroethyl)ether	0.095	U	0.95	0.095	0.095	ug/L		08/27/12 09:59	1
Bis(2-ethylhexyl) phthalate	**1.6**	**J**	1.9	0.76	0.76	ug/L		08/27/12 09:59	1
4-Bromophenyl phenyl ether	0.76	U	1.9	0.76	0.76	ug/L		08/27/12 09:59	1
Butyl benzyl phthalate	0.76	U	0.95	0.76	0.76	ug/L		08/27/12 09:59	1
Carbazole	0.76	U	0.95	0.76	0.27	ug/L		08/27/12 09:59	1
4-Chloroaniline	0.76	U	1.9	0.76	0.76	ug/L		08/27/12 09:59	1
4-Chloro-3-methylphenol	0.76	U	1.9	0.76	0.76	ug/L		08/27/12 09:59	1
2-Chloronaphthalene	0.095	U	0.95	0.095	0.095	ug/L		08/27/12 09:59	1
2-Chlorophenol	0.76	U	0.95	0.76	0.28	ug/L		08/27/12 09:59	1
4-Chlorophenyl phenyl ether	0.76	U	1.9	0.76	0.29	ug/L		08/27/12 09:59	1
Chrysene	0.095	U	0.19	0.095	0.095	ug/L		08/27/12 09:59	1
Dibenz(a,h)anthracene	0.095	U	0.19	0.095	0.095	ug/L		08/27/12 09:59	1
Dibenzofuran	0.095	U	0.95	0.095	0.095	ug/L		08/27/12 09:59	1
1,2-Dichlorobenzene	0.76	U	0.95	0.76	0.28	ug/L		08/27/12 09:59	1
1,3-Dichlorobenzene	0.76	U	0.95	0.76	0.76	ug/L		08/27/12 09:59	1
1,4-Dichlorobenzene	0.76	U	0.95	0.76	0.32	ug/L		08/27/12 09:59	1
3,3'-Dichlorobenzidine	0.76	U	4.8	0.76	0.35	ug/L		08/27/12 09:59	1
2,4-Dichlorophenol	0.76	U	1.9	0.76	0.76	ug/L		08/27/12 09:59	1
Diethyl phthalate	0.76	U	0.95	0.76	0.57	ug/L		08/27/12 09:59	1
2,4-Dimethylphenol	0.76	U	1.9	0.76	0.76	ug/L		08/27/12 09:59	1
Dimethyl phthalate	0.76	U	0.95	0.76	0.28	ug/L		08/27/12 09:59	1
Di-n-butyl phthalate	0.76	U	0.95	0.76	0.64	ug/L		08/27/12 09:59	1
4,6-Dinitro-2-methylphenol	2.3	U	4.8	2.3	2.3	ug/L		08/27/12 09:59	1
2,4-Dinitrophenol	2.3	U	4.8	2.3	2.3	ug/L		08/27/12 09:59	1
Di-n-octyl phthalate	0.76	U	0.95	0.76	0.76	ug/L		08/27/12 09:59	1
Fluoranthene	0.095	U	0.19	0.095	0.095	ug/L		08/27/12 09:59	1
Fluorene	0.095	U	0.19	0.095	0.095	ug/L		08/27/12 09:59	1
Hexachlorobenzene	0.095	U	0.19	0.095	0.095	ug/L		08/27/12 09:59	1
Hexachlorobutadiene	0.76	U	0.95	0.76	0.26	ug/L		08/27/12 09:59	1
Hexachlorocyclopentadiene	0.76	U	9.5	0.76	0.76	ug/L		08/27/12 09:59	1
Hexachloroethane	0.76	U	0.95	0.76	0.76	ug/L		08/27/12 09:59	1
Indeno[1,2,3-cd]pyrene	0.095	U	0.19	0.095	0.095	ug/L		08/27/12 09:59	1
Isophorone	0.76	U	0.95	0.76	0.26	ug/L		08/27/12 09:59	1
2-Methylnaphthalene	0.095	U	0.19	0.095	0.095	ug/L		08/27/12 09:59	1
2-Methylphenol	0.76	U	0.95	0.76	0.76	ug/L		08/27/12 09:59	1
3 & 4 Methylphenol	0.76	U	1.9	0.76	0.76	ug/L		08/27/12 09:59	1
Naphthalene	0.095	U	0.19	0.095	0.095	ug/L		08/27/12 09:59	1
2-Nitroaniline	0.76	U	1.9	0.76	0.76	ug/L		08/27/12 09:59	1

Client Sample ID: FWGDA2MW-115-0076-GW
Lab Sample ID: 240-13565-11
Date Collected: 07/26/12 10:18
Matrix: Water
Date Received: 07/27/12 08:00

Method: 8270C/DoD - Semivolatile Organic Compounds (GC/MS) (Continued)

Analyte	Result	Qualifier	LOQ	LOD	DL	Unit	D	Analyzed	Dil Fac
3-Nitroaniline	0.76	U	1.9	0.76	0.27	ug/L		08/27/12 09:59	1
4-Nitroaniline	0.76	U	1.9	0.76	0.76	ug/L		08/27/12 09:59	1
2-Nitrophenol	0.76	U	1.9	0.76	0.27	ug/L		08/27/12 09:59	1
4-Nitrophenol	2.3	U	4.8	2.3	2.3	ug/L		08/27/12 09:59	1
N-Nitrosodi-n-propylamine	0.76	U	0.95	0.76	0.76	ug/L		08/27/12 09:59	1
N-Nitrosodiphenylamine	0.76	U	0.95	0.76	0.30	ug/L		08/27/12 09:59	1
2,2'-oxybis[1-chloropropane]	0.76	U	0.95	0.76	0.38	ug/L		08/27/12 09:59	1
Pentachlorophenol	2.3	U	4.8	2.3	2.3	ug/L		08/27/12 09:59	1
Phenanthrene	0.095	U	0.19	0.095	0.095	ug/L		08/27/12 09:59	1
Phenol	0.76	U	0.95	0.76	0.57	ug/L		08/27/12 09:59	1
Pyrene	0.095	U	0.19	0.095	0.095	ug/L		08/27/12 09:59	1
1,2,4-Trichlorobenzene	0.76	U	0.95	0.76	0.27	ug/L		08/27/12 09:59	1
2,4,5-Trichlorophenol	0.76	U	4.8	0.76	0.29	ug/L		08/27/12 09:59	1
2,4,6-Trichlorophenol	0.76	U	4.8	0.76	0.76	ug/L		08/27/12 09:59	1

Surrogate	*%Recovery*	*Qualifier*	*Limits*	*Prepared*	*Analyzed*	*Dil Fac*
2-Fluorobiphenyl (Surr)	*53*		*50 - 110*	*07/30/12 10:31*	*08/27/12 09:59*	*1*
2-Fluorophenol (Surr)	*58*		*20 - 110*	*07/30/12 10:31*	*08/27/12 09:59*	*1*
Nitrobenzene-d5 (Surr)	*55*		*40 - 110*	*07/30/12 10:31*	*08/27/12 09:59*	*1*
Phenol-d5 (Surr)	*62*		*10 - 115*	*07/30/12 10:31*	*08/27/12 09:59*	*1*
Terphenyl-d14 (Surr)	*65*		*50 - 135*	*07/30/12 10:31*	*08/27/12 09:59*	*1*
2,4,6-Tribromophenol (Surr)	*66*		*40 - 125*	*07/30/12 10:31*	*08/27/12 09:59*	*1*

Client Sample ID: FWGDETMW-004C-0078-GW
Date Collected: 07/26/12 11:02
Date Received: 07/27/12 08:00

Lab Sample ID: 240-13565-13
Matrix: Water

Method: 8270C/DoD - Semivolatile Organic Compounds (GC/MS)

Analyte	Result	Qualifier	LOQ	LOD	DL	Unit	D	Analyzed	Dil Fac
Acenaphthene	0.11	U	0.23	0.11	0.11	ug/L		08/27/12 10:19	1
Acenaphthylene	0.11	U	0.23	0.11	0.11	ug/L		08/27/12 10:19	1
Anthracene	0.11	U	0.23	0.11	0.11	ug/L		08/27/12 10:19	1
Benzo[a]anthracene	0.11	U	0.23	0.11	0.11	ug/L		08/27/12 10:19	1
Benzo[a]pyrene	0.11	U	0.23	0.11	0.11	ug/L		08/27/12 10:19	1
Benzo[b]fluoranthene	0.11	U	0.23	0.11	0.11	ug/L		08/27/12 10:19	1
Benzo[g,h,i]perylene	0.11	U	0.23	0.11	0.11	ug/L		08/27/12 10:19	1
Benzoic acid	11	U	28	11	11	ug/L		08/27/12 10:19	1
Benzo[k]fluoranthene	0.11	U	0.23	0.11	0.11	ug/L		08/27/12 10:19	1
Benzyl alcohol	0.91	U	5.7	0.91	0.43	ug/L		08/27/12 10:19	1
Bis(2-chloroethoxy)methane	0.91	U	1.1	0.91	0.36	ug/L		08/27/12 10:19	1
Bis(2-chloroethyl)ether	0.11	U	1.1	0.11	0.11	ug/L		08/27/12 10:19	1
Bis(2-ethylhexyl) phthalate	**0.97**	**J**	2.3	0.91	0.91	ug/L		08/27/12 10:19	1
4-Bromophenyl phenyl ether	0.91	U	2.3	0.91	0.91	ug/L		08/27/12 10:19	1
Butyl benzyl phthalate	0.91	U	1.1	0.91	0.91	ug/L		08/27/12 10:19	1
Carbazole	0.91	U	1.1	0.91	0.32	ug/L		08/27/12 10:19	1
4-Chloroaniline	0.91	U	2.3	0.91	0.91	ug/L		08/27/12 10:19	1
4-Chloro-3-methylphenol	0.91	U	2.3	0.91	0.91	ug/L		08/27/12 10:19	1
2-Chloronaphthalene	0.11	U	1.1	0.11	0.11	ug/L		08/27/12 10:19	1
2-Chlorophenol	0.91	U	1.1	0.91	0.33	ug/L		08/27/12 10:19	1
4-Chlorophenyl phenyl ether	0.91	U	2.3	0.91	0.34	ug/L		08/27/12 10:19	1
Chrysene	0.11	U	0.23	0.11	0.11	ug/L		08/27/12 10:19	1
Dibenz(a,h)anthracene	0.11	U	0.23	0.11	0.11	ug/L		08/27/12 10:19	1
Dibenzofuran	0.11	U	1.1	0.11	0.11	ug/L		08/27/12 10:19	1
1,2-Dichlorobenzene	0.91	U	1.1	0.91	0.33	ug/L		08/27/12 10:19	1
1,3-Dichlorobenzene	0.91	U	1.1	0.91	0.91	ug/L		08/27/12 10:19	1
1,4-Dichlorobenzene	0.91	U	1.1	0.91	0.39	ug/L		08/27/12 10:19	1
3,3'-Dichlorobenzidine	0.91	U	5.7	0.91	0.42	ug/L		08/27/12 10:19	1
2,4-Dichlorophenol	0.91	U	2.3	0.91	0.91	ug/L		08/27/12 10:19	1
Diethyl phthalate	0.91	U	1.1	0.91	0.68	ug/L		08/27/12 10:19	1
2,4-Dimethylphenol	0.91	U	2.3	0.91	0.91	ug/L		08/27/12 10:19	1
Dimethyl phthalate	0.91	U	1.1	0.91	0.33	ug/L		08/27/12 10:19	1
Di-n-butyl phthalate	0.91	U	1.1	0.91	0.76	ug/L		08/27/12 10:19	1
4,6-Dinitro-2-methylphenol	2.7	U	5.7	2.7	2.7	ug/L		08/27/12 10:19	1
2,4-Dinitrophenol	2.7	U	5.7	2.7	2.7	ug/L		08/27/12 10:19	1
Di-n-octyl phthalate	0.91	U	1.1	0.91	0.91	ug/L		08/27/12 10:19	1
Fluoranthene	0.11	U	0.23	0.11	0.11	ug/L		08/27/12 10:19	1
Fluorene	0.11	U	0.23	0.11	0.11	ug/L		08/27/12 10:19	1
Hexachlorobenzene	0.11	U	0.23	0.11	0.11	ug/L		08/27/12 10:19	1
Hexachlorobutadiene	0.91	U	1.1	0.91	0.31	ug/L		08/27/12 10:19	1
Hexachlorocyclopentadiene	0.91	U	11	0.91	0.91	ug/L		08/27/12 10:19	1
Hexachloroethane	0.91	U	1.1	0.91	0.91	ug/L		08/27/12 10:19	1
Indeno[1,2,3-cd]pyrene	0.11	U	0.23	0.11	0.11	ug/L		08/27/12 10:19	1
Isophorone	0.91	U	1.1	0.91	0.31	ug/L		08/27/12 10:19	1
2-Methylnaphthalene	0.11	U	0.23	0.11	0.11	ug/L		08/27/12 10:19	1
2-Methylphenol	0.91	U	1.1	0.91	0.91	ug/L		08/27/12 10:19	1
3 & 4 Methylphenol	0.91	U	2.3	0.91	0.91	ug/L		08/27/12 10:19	1
Naphthalene	0.11	U	0.23	0.11	0.11	ug/L		08/27/12 10:19	1
2-Nitroaniline	0.91	U	2.3	0.91	0.91	ug/L		08/27/12 10:19	1

Client Sample ID: FWGDETMW-004C-0078-GW
Lab Sample ID: 240-13565-13
Date Collected: 07/26/12 11:02
Matrix: Water
Date Received: 07/27/12 08:00

Method: 8270C/DoD - Semivolatile Organic Compounds (GC/MS) (Continued)

Analyte	Result	Qualifier	LOQ	LOD	DL	Unit	D	Analyzed	Dil Fac
3-Nitroaniline	0.91	U	2.3	0.91	0.32	ug/L		08/27/12 10:19	1
4-Nitroaniline	0.91	U	2.3	0.91	0.91	ug/L		08/27/12 10:19	1
2-Nitrophenol	0.91	U	2.3	0.91	0.32	ug/L		08/27/12 10:19	1
4-Nitrophenol	2.7	U	5.7	2.7	2.7	ug/L		08/27/12 10:19	1
N-Nitrosodi-n-propylamine	0.91	U	1.1	0.91	0.91	ug/L		08/27/12 10:19	1
N-Nitrosodiphenylamine	0.91	U	1.1	0.91	0.35	ug/L		08/27/12 10:19	1
2,2'-oxybis[1-chloropropane]	0.91	U	1.1	0.91	0.45	ug/L		08/27/12 10:19	1
Pentachlorophenol	2.7	U	5.7	2.7	2.7	ug/L		08/27/12 10:19	1
Phenanthrene	0.11	U	0.23	0.11	0.11	ug/L		08/27/12 10:19	1
Phenol	0.91	U	1.1	0.91	0.68	ug/L		08/27/12 10:19	1
Pyrene	0.11	U	0.23	0.11	0.11	ug/L		08/27/12 10:19	1
1,2,4-Trichlorobenzene	0.91	U	1.1	0.91	0.32	ug/L		08/27/12 10:19	1
2,4,5-Trichlorophenol	0.91	U	5.7	0.91	0.34	ug/L		08/27/12 10:19	1
2,4,6-Trichlorophenol	0.91	U	5.7	0.91	0.91	ug/L		08/27/12 10:19	1

Surrogate	*%Recovery*	*Qualifier*	*Limits*	*Prepared*	*Analyzed*	*Dil Fac*
2-Fluorobiphenyl (Surr)	*47*	*Q*	*50 - 110*	*07/30/12 10:31*	*08/27/12 10:19*	*1*
2-Fluorophenol (Surr)	*52*		*20 - 110*	*07/30/12 10:31*	*08/27/12 10:19*	*1*
Nitrobenzene-d5 (Surr)	*51*		*40 - 110*	*07/30/12 10:31*	*08/27/12 10:19*	*1*
Phenol-d5 (Surr)	*56*		*10 - 115*	*07/30/12 10:31*	*08/27/12 10:19*	*1*
Terphenyl-d14 (Surr)	*57*		*50 - 135*	*07/30/12 10:31*	*08/27/12 10:19*	*1*
2,4,6-Tribromophenol (Surr)	*55*		*40 - 125*	*07/30/12 10:31*	*08/27/12 10:19*	*1*

Client Sample ID: FWGDA2MW-DUP3-0141-GW
Lab Sample ID: 240-13565-14
Date Collected: 07/26/12 11:22
Matrix: Water
Date Received: 07/27/12 08:00

Method: 8270C/DoD - Semivolatile Organic Compounds (GC/MS)

Analyte	Result	Qualifier	LOQ	LOD	DL	Unit	D	Analyzed	Dil Fac
Acenaphthene	0.095	U	0.19	0.095	0.095	ug/L		08/27/12 10:38	1
Acenaphthylene	0.095	U	0.19	0.095	0.095	ug/L		08/27/12 10:38	1
Anthracene	0.095	U	0.19	0.095	0.095	ug/L		08/27/12 10:38	1
Benzo[a]anthracene	0.095	U	0.19	0.095	0.095	ug/L		08/27/12 10:38	1
Benzo[a]pyrene	0.095	U	0.19	0.095	0.095	ug/L		08/27/12 10:38	1
Benzo[b]fluoranthene	0.095	U	0.19	0.095	0.095	ug/L		08/27/12 10:38	1
Benzo[g,h,i]perylene	0.095	U	0.19	0.095	0.095	ug/L		08/27/12 10:38	1
Benzoic acid	9.5	U	24	9.5	9.5	ug/L		08/27/12 10:38	1
Benzo[k]fluoranthene	0.095	U	0.19	0.095	0.095	ug/L		08/27/12 10:38	1
Benzyl alcohol	0.76	U	4.8	0.76	0.36	ug/L		08/27/12 10:38	1
Bis(2-chloroethoxy)methane	0.76	U	0.95	0.76	0.30	ug/L		08/27/12 10:38	1
Bis(2-chloroethyl)ether	0.095	U	0.95	0.095	0.095	ug/L		08/27/12 10:38	1
Bis(2-ethylhexyl) phthalate	**9.2**		1.9	0.76	0.76	ug/L		08/27/12 10:38	1
4-Bromophenyl phenyl ether	0.76	U	1.9	0.76	0.76	ug/L		08/27/12 10:38	1
Butyl benzyl phthalate	0.76	U	0.95	0.76	0.76	ug/L		08/27/12 10:38	1
Carbazole	0.76	U	0.95	0.76	0.27	ug/L		08/27/12 10:38	1
4-Chloroaniline	0.76	U	1.9	0.76	0.76	ug/L		08/27/12 10:38	1
4-Chloro-3-methylphenol	0.76	U	1.9	0.76	0.76	ug/L		08/27/12 10:38	1
2-Chloronaphthalene	0.095	U	0.95	0.095	0.095	ug/L		08/27/12 10:38	1
2-Chlorophenol	0.76	U	0.95	0.76	0.28	ug/L		08/27/12 10:38	1
4-Chlorophenyl phenyl ether	0.76	U	1.9	0.76	0.29	ug/L		08/27/12 10:38	1
Chrysene	0.095	U	0.19	0.095	0.095	ug/L		08/27/12 10:38	1
Dibenz(a,h)anthracene	0.095	U	0.19	0.095	0.095	ug/L		08/27/12 10:38	1
Dibenzofuran	0.095	U	0.95	0.095	0.095	ug/L		08/27/12 10:38	1
1,2-Dichlorobenzene	0.76	U	0.95	0.76	0.28	ug/L		08/27/12 10:38	1
1,3-Dichlorobenzene	0.76	U	0.95	0.76	0.76	ug/L		08/27/12 10:38	1
1,4-Dichlorobenzene	0.76	U	0.95	0.76	0.32	ug/L		08/27/12 10:38	1
3,3'-Dichlorobenzidine	0.76	U	4.8	0.76	0.35	ug/L		08/27/12 10:38	1
2,4-Dichlorophenol	0.76	U	1.9	0.76	0.76	ug/L		08/27/12 10:38	1
Diethyl phthalate	0.76	U	0.95	0.76	0.57	ug/L		08/27/12 10:38	1
2,4-Dimethylphenol	0.76	U	1.9	0.76	0.76	ug/L		08/27/12 10:38	1
Dimethyl phthalate	0.76	U	0.95	0.76	0.28	ug/L		08/27/12 10:38	1
Di-n-butyl phthalate	0.76	U	0.95	0.76	0.64	ug/L		08/27/12 10:38	1
4,6-Dinitro-2-methylphenol	2.3	U	4.8	2.3	2.3	ug/L		08/27/12 10:38	1
2,4-Dinitrophenol	2.3	U	4.8	2.3	2.3	ug/L		08/27/12 10:38	1
Di-n-octyl phthalate	0.76	U	0.95	0.76	0.76	ug/L		08/27/12 10:38	1
Fluoranthene	0.095	U	0.19	0.095	0.095	ug/L		08/27/12 10:38	1
Fluorene	0.095	U	0.19	0.095	0.095	ug/L		08/27/12 10:38	1
Hexachlorobenzene	0.095	U	0.19	0.095	0.095	ug/L		08/27/12 10:38	1
Hexachlorobutadiene	0.76	U	0.95	0.76	0.26	ug/L		08/27/12 10:38	1
Hexachlorocyclopentadiene	0.76	U	9.5	0.76	0.76	ug/L		08/27/12 10:38	1
Hexachloroethane	0.76	U	0.95	0.76	0.76	ug/L		08/27/12 10:38	1
Indeno[1,2,3-cd]pyrene	0.095	U	0.19	0.095	0.095	ug/L		08/27/12 10:38	1
Isophorone	0.76	U	0.95	0.76	0.26	ug/L		08/27/12 10:38	1
2-Methylnaphthalene	0.095	U	0.19	0.095	0.095	ug/L		08/27/12 10:38	1
2-Methylphenol	0.76	U	0.95	0.76	0.76	ug/L		08/27/12 10:38	1
3 & 4 Methylphenol	0.76	U	1.9	0.76	0.76	ug/L		08/27/12 10:38	1
Naphthalene	0.095	U	0.19	0.095	0.095	ug/L		08/27/12 10:38	1
2-Nitroaniline	0.76	U	1.9	0.76	0.76	ug/L		08/27/12 10:38	1

Client: Environmental Quality Mgt., Inc.
Project/Site: RVAAP 66 (OH)

TestAmerica Job ID: 240-13565-2

Client Sample ID: FWGDA2MW-DUP3-0141-GW
Date Collected: 07/26/12 11:22
Date Received: 07/27/12 08:00

Lab Sample ID: 240-13565-14
Matrix: Water

Method: 8270C/DoD - Semivolatile Organic Compounds (GC/MS) (Continued)

Analyte	Result	Qualifier	LOQ	LOD	DL	Unit	D	Analyzed	Dil Fac
3-Nitroaniline	0.76	U	1.9	0.76	0.27	ug/L		08/27/12 10:38	1
4-Nitroaniline	0.76	U	1.9	0.76	0.76	ug/L		08/27/12 10:38	1
2-Nitrophenol	0.76	U	1.9	0.76	0.27	ug/L		08/27/12 10:38	1
4-Nitrophenol	2.3	U	4.8	2.3	2.3	ug/L		08/27/12 10:38	1
N-Nitrosodi-n-propylamine	0.76	U	0.95	0.76	0.76	ug/L		08/27/12 10:38	1
N-Nitrosodiphenylamine	0.76	U	0.95	0.76	0.30	ug/L		08/27/12 10:38	1
2,2'-oxybis[1-chloropropane]	0.76	U	0.95	0.76	0.38	ug/L		08/27/12 10:38	1
Pentachlorophenol	2.3	U	4.8	2.3	2.3	ug/L		08/27/12 10:38	1
Phenanthrene	0.095	U	0.19	0.095	0.095	ug/L		08/27/12 10:38	1
Phenol	0.76	U	0.95	0.76	0.57	ug/L		08/27/12 10:38	1
Pyrene	0.095	U	0.19	0.095	0.095	ug/L		08/27/12 10:38	1
1,2,4-Trichlorobenzene	0.76	U	0.95	0.76	0.27	ug/L		08/27/12 10:38	1
2,4,5-Trichlorophenol	0.76	U	4.8	0.76	0.29	ug/L		08/27/12 10:38	1
2,4,6-Trichlorophenol	0.76	U	4.8	0.76	0.76	ug/L		08/27/12 10:38	1

Surrogate	*%Recovery*	*Qualifier*	*Limits*	*Prepared*	*Analyzed*	*Dil Fac*
2-Fluorobiphenyl (Surr)	*56*		*50 - 110*	*07/30/12 10:31*	*08/27/12 10:38*	*1*
2-Fluorophenol (Surr)	*69*		*20 - 110*	*07/30/12 10:31*	*08/27/12 10:38*	*1*
Nitrobenzene-d5 (Surr)	*64*		*40 - 110*	*07/30/12 10:31*	*08/27/12 10:38*	*1*
Phenol-d5 (Surr)	*72*		*10 - 115*	*07/30/12 10:31*	*08/27/12 10:38*	*1*
Terphenyl-d14 (Surr)	*68*		*50 - 135*	*07/30/12 10:31*	*08/27/12 10:38*	*1*
2,4,6-Tribromophenol (Surr)	*70*		*40 - 125*	*07/30/12 10:31*	*08/27/12 10:38*	*1*

Client: Environmental Quality Mgt., Inc.
Project/Site: RVAAP 66 (OH)

TestAmerica Job ID: 240-13565-2

Client Sample ID: FWGLL12MW-187C-0104-GW
Date Collected: 07/26/12 09:03
Date Received: 07/27/12 08:00

Lab Sample ID: 240-13565-16
Matrix: Water

Method: 8270C/DoD - Semivolatile Organic Compounds (GC/MS)

Analyte	Result	Qualifier	LOQ	LOD	DL	Unit	D	Analyzed	Dil Fac
Acenaphthene	0.095	U	0.19	0.095	0.095	ug/L		08/27/12 10:58	1
Acenaphthylene	0.095	U	0.19	0.095	0.095	ug/L		08/27/12 10:58	1
Anthracene	0.095	U	0.19	0.095	0.095	ug/L		08/27/12 10:58	1
Benzo[a]anthracene	0.095	U	0.19	0.095	0.095	ug/L		08/27/12 10:58	1
Benzo[a]pyrene	0.095	U	0.19	0.095	0.095	ug/L		08/27/12 10:58	1
Benzo[b]fluoranthene	0.095	U	0.19	0.095	0.095	ug/L		08/27/12 10:58	1
Benzo[g,h,i]perylene	0.095	U	0.19	0.095	0.095	ug/L		08/27/12 10:58	1
Benzo[k]fluoranthene	0.095	U	0.19	0.095	0.095	ug/L		08/27/12 10:58	1
Bis(2-ethylhexyl) phthalate	0.76	U	1.9	0.76	0.76	ug/L		08/27/12 10:58	1
Butyl benzyl phthalate	0.76	U	0.95	0.76	0.76	ug/L		08/27/12 10:58	1
4-Chloro-3-methylphenol	0.76	U	1.9	0.76	0.76	ug/L		08/27/12 10:58	1
2-Chlorophenol	0.76	U	0.95	0.76	0.28	ug/L		08/27/12 10:58	1
Chrysene	0.095	U	0.19	0.095	0.095	ug/L		08/27/12 10:58	1
Dibenz(a,h)anthracene	0.095	U	0.19	0.095	0.095	ug/L		08/27/12 10:58	1
2,4-Dichlorophenol	0.76	U	1.9	0.76	0.76	ug/L		08/27/12 10:58	1
Diethyl phthalate	0.76	U	0.95	0.76	0.57	ug/L		08/27/12 10:58	1
2,4-Dimethylphenol	0.76	U	1.9	0.76	0.76	ug/L		08/27/12 10:58	1
Dimethyl phthalate	0.76	U	0.95	0.76	0.28	ug/L		08/27/12 10:58	1
Di-n-butyl phthalate	0.76	U	0.95	0.76	0.64	ug/L		08/27/12 10:58	1
4,6-Dinitro-2-methylphenol	2.3	U	4.8	2.3	2.3	ug/L		08/27/12 10:58	1
2,4-Dinitrophenol	2.3	U	4.8	2.3	2.3	ug/L		08/27/12 10:58	1
Di-n-octyl phthalate	0.76	U	0.95	0.76	0.76	ug/L		08/27/12 10:58	1
Fluoranthene	0.095	U	0.19	0.095	0.095	ug/L		08/27/12 10:58	1
Fluorene	0.095	U	0.19	0.095	0.095	ug/L		08/27/12 10:58	1
Indeno[1,2,3-cd]pyrene	0.095	U	0.19	0.095	0.095	ug/L		08/27/12 10:58	1
2-Methylphenol	0.76	U	0.95	0.76	0.76	ug/L		08/27/12 10:58	1
3 & 4 Methylphenol	0.76	U	1.9	0.76	0.76	ug/L		08/27/12 10:58	1
Naphthalene	0.095	U	0.19	0.095	0.095	ug/L		08/27/12 10:58	1
2-Nitrophenol	0.76	U	1.9	0.76	0.27	ug/L		08/27/12 10:58	1
4-Nitrophenol	2.3	U	4.8	2.3	2.3	ug/L		08/27/12 10:58	1
Pentachlorophenol	2.3	U	4.8	2.3	2.3	ug/L		08/27/12 10:58	1
Phenanthrene	0.095	U	0.19	0.095	0.095	ug/L		08/27/12 10:58	1
Phenol	0.76	U	0.95	0.76	0.57	ug/L		08/27/12 10:58	1
Pyrene	0.095	U	0.19	0.095	0.095	ug/L		08/27/12 10:58	1
2,4,5-Trichlorophenol	0.76	U	4.8	0.76	0.29	ug/L		08/27/12 10:58	1
2,4,6-Trichlorophenol	0.76	U	4.8	0.76	0.76	ug/L		08/27/12 10:58	1

Surrogate	*%Recovery*	*Qualifier*	*Limits*	*Prepared*	*Analyzed*	*Dil Fac*
2-Fluorobiphenyl (Surr)	53		50 - 110	07/30/12 10:31	08/27/12 10:58	1
2-Fluorophenol (Surr)	61		20 - 110	07/30/12 10:31	08/27/12 10:58	1
Nitrobenzene-d5 (Surr)	60		40 - 110	07/30/12 10:31	08/27/12 10:58	1
Phenol-d5 (Surr)	66		10 - 115	07/30/12 10:31	08/27/12 10:58	1
Terphenyl-d14 (Surr)	62		50 - 135	07/30/12 10:31	08/27/12 10:58	1
2,4,6-Tribromophenol (Surr)	67		40 - 125	07/30/12 10:31	08/27/12 10:58	1

Client Sample ID: FWGDA2MW-108C-0074-GW
Lab Sample ID: 240-13565-18
Date Collected: 07/26/12 10:43
Matrix: Water
Date Received: 07/27/12 08:00

Method: 8270C/DoD - Semivolatile Organic Compounds (GC/MS)

Analyte	Result	Qualifier	LOQ	LOD	DL	Unit	D	Analyzed	Dil Fac
Bis(2-ethylhexyl) phthalate	0.76	U	1.9	0.76	0.76	ug/L		08/27/12 11:18	1
Butyl benzyl phthalate	0.76	U	0.95	0.76	0.76	ug/L		08/27/12 11:18	1
Diethyl phthalate	0.76	U	0.95	0.76	0.57	ug/L		08/27/12 11:18	1
Dimethyl phthalate	0.76	U	0.95	0.76	0.28	ug/L		08/27/12 11:18	1
Di-n-butyl phthalate	0.76	U	0.95	0.76	0.64	ug/L		08/27/12 11:18	1
Di-n-octyl phthalate	0.76	U	0.95	0.76	0.76	ug/L		08/27/12 11:18	1

Surrogate	*%Recovery*	*Qualifier*	*Limits*	*Prepared*	*Analyzed*	*Dil Fac*
2-Fluorobiphenyl (Surr)	*53*		*50 - 110*	*07/30/12 10:31*	*08/27/12 11:18*	*1*
2-Fluorophenol (Surr)	*66*		*20 - 110*	*07/30/12 10:31*	*08/27/12 11:18*	*1*
Nitrobenzene-d5 (Surr)	*62*		*40 - 110*	*07/30/12 10:31*	*08/27/12 11:18*	*1*
Phenol-d5 (Surr)	*68*		*10 - 115*	*07/30/12 10:31*	*08/27/12 11:18*	*1*
Terphenyl-d14 (Surr)	*64*		*50 - 135*	*07/30/12 10:31*	*08/27/12 11:18*	*1*
2,4,6-Tribromophenol (Surr)	*63*		*40 - 125*	*07/30/12 10:31*	*08/27/12 11:18*	*1*

Client Sample ID: FWGEQUIPRINSE4-0157-GW
Lab Sample ID: 240-13565-20
Date Collected: 07/26/12 11:33
Matrix: Water
Date Received: 07/27/12 08:00

Method: 8270C/DoD - Semivolatile Organic Compounds (GC/MS)

Analyte	Result	Qualifier	LOQ	LOD	DL	Unit	D	Analyzed	Dil Fac
Acenaphthene	0.098	U	0.20	0.098	0.098	ug/L		08/27/12 11:37	1
Acenaphthylene	0.098	U	0.20	0.098	0.098	ug/L		08/27/12 11:37	1
Anthracene	0.098	U	0.20	0.098	0.098	ug/L		08/27/12 11:37	1
Benzo[a]anthracene	0.098	U	0.20	0.098	0.098	ug/L		08/27/12 11:37	1
Benzo[a]pyrene	0.098	U	0.20	0.098	0.098	ug/L		08/27/12 11:37	1
Benzo[b]fluoranthene	0.098	U	0.20	0.098	0.098	ug/L		08/27/12 11:37	1
Benzo[g,h,i]perylene	0.098	U	0.20	0.098	0.098	ug/L		08/27/12 11:37	1
Benzoic acid	9.8	U	25	9.8	9.8	ug/L		08/27/12 11:37	1
Benzo[k]fluoranthene	0.098	U	0.20	0.098	0.098	ug/L		08/27/12 11:37	1
Benzyl alcohol	0.78	U	4.9	0.78	0.37	ug/L		08/27/12 11:37	1
Bis(2-chloroethoxy)methane	0.78	U	0.98	0.78	0.31	ug/L		08/27/12 11:37	1
Bis(2-chloroethyl)ether	0.098	U	0.98	0.098	0.098	ug/L		08/27/12 11:37	1
Bis(2-ethylhexyl) phthalate	0.78	U	2.0	0.78	0.78	ug/L		08/27/12 11:37	1
4-Bromophenyl phenyl ether	0.78	U	2.0	0.78	0.78	ug/L		08/27/12 11:37	1
Butyl benzyl phthalate	0.78	U	0.98	0.78	0.78	ug/L		08/27/12 11:37	1
Carbazole	0.78	U	0.98	0.78	0.27	ug/L		08/27/12 11:37	1
4-Chloroaniline	0.78	U	2.0	0.78	0.78	ug/L		08/27/12 11:37	1
4-Chloro-3-methylphenol	0.78	U	2.0	0.78	0.78	ug/L		08/27/12 11:37	1
2-Chloronaphthalene	0.098	U	0.98	0.098	0.098	ug/L		08/27/12 11:37	1
2-Chlorophenol	0.78	U	0.98	0.78	0.28	ug/L		08/27/12 11:37	1
4-Chlorophenyl phenyl ether	0.78	U	2.0	0.78	0.29	ug/L		08/27/12 11:37	1
Chrysene	0.098	U	0.20	0.098	0.098	ug/L		08/27/12 11:37	1
Dibenz(a,h)anthracene	0.098	U	0.20	0.098	0.098	ug/L		08/27/12 11:37	1
Dibenzofuran	0.098	U	0.98	0.098	0.098	ug/L		08/27/12 11:37	1
1,2-Dichlorobenzene	0.78	U	0.98	0.78	0.28	ug/L		08/27/12 11:37	1
1,3-Dichlorobenzene	0.78	U	0.98	0.78	0.78	ug/L		08/27/12 11:37	1
1,4-Dichlorobenzene	0.78	U	0.98	0.78	0.33	ug/L		08/27/12 11:37	1
3,3'-Dichlorobenzidine	0.78	U	4.9	0.78	0.36	ug/L		08/27/12 11:37	1
2,4-Dichlorophenol	0.78	U	2.0	0.78	0.78	ug/L		08/27/12 11:37	1
Diethyl phthalate	0.78	U	0.98	0.78	0.59	ug/L		08/27/12 11:37	1
2,4-Dimethylphenol	0.78	U	2.0	0.78	0.78	ug/L		08/27/12 11:37	1
Dimethyl phthalate	0.78	U	0.98	0.78	0.28	ug/L		08/27/12 11:37	1
Di-n-butyl phthalate	0.78	U	0.98	0.78	0.66	ug/L		08/27/12 11:37	1
4,6-Dinitro-2-methylphenol	2.4	U	4.9	2.4	2.4	ug/L		08/27/12 11:37	1
2,4-Dinitrophenol	2.4	U	4.9	2.4	2.4	ug/L		08/27/12 11:37	1
Di-n-octyl phthalate	0.78	U	0.98	0.78	0.78	ug/L		08/27/12 11:37	1
Fluoranthene	0.098	U	0.20	0.098	0.098	ug/L		08/27/12 11:37	1
Fluorene	0.098	U	0.20	0.098	0.098	ug/L		08/27/12 11:37	1
Hexachlorobenzene	0.098	U	0.20	0.098	0.098	ug/L		08/27/12 11:37	1
Hexachlorobutadiene	0.78	U	0.98	0.78	0.26	ug/L		08/27/12 11:37	1
Hexachlorocyclopentadiene	0.78	U	9.8	0.78	0.78	ug/L		08/27/12 11:37	1
Hexachloroethane	0.78	U	0.98	0.78	0.78	ug/L		08/27/12 11:37	1
Indeno[1,2,3-cd]pyrene	0.098	U	0.20	0.098	0.098	ug/L		08/27/12 11:37	1
Isophorone	0.78	U	0.98	0.78	0.26	ug/L		08/27/12 11:37	1
2-Methylnaphthalene	0.098	U	0.20	0.098	0.098	ug/L		08/27/12 11:37	1
2-Methylphenol	0.78	U	0.98	0.78	0.78	ug/L		08/27/12 11:37	1
3 & 4 Methylphenol	0.78	U	2.0	0.78	0.78	ug/L		08/27/12 11:37	1
Naphthalene	0.098	U	0.20	0.098	0.098	ug/L		08/27/12 11:37	1
2-Nitroaniline	0.78	U	2.0	0.78	0.78	ug/L		08/27/12 11:37	1

Client: Environmental Quality Mgt., Inc.
Project/Site: RVAAP 66 (OH)

TestAmerica Job ID: 240-13565-2

Client Sample ID: FWGEQUIPRINSE4-0157-GW
Date Collected: 07/26/12 11:33
Date Received: 07/27/12 08:00

Lab Sample ID: 240-13565-20
Matrix: Water

Method: 8270C/DoD - Semivolatile Organic Compounds (GC/MS) (Continued)

Analyte	Result	Qualifier	LOQ	LOD	DL	Unit	D	Analyzed	Dil Fac
3-Nitroaniline	0.78	U	2.0	0.78	0.27	ug/L		08/27/12 11:37	1
4-Nitroaniline	0.78	U	2.0	0.78	0.78	ug/L		08/27/12 11:37	1
2-Nitrophenol	0.78	U	2.0	0.78	0.27	ug/L		08/27/12 11:37	1
4-Nitrophenol	2.4	U	4.9	2.4	2.4	ug/L		08/27/12 11:37	1
N-Nitrosodi-n-propylamine	0.78	U	0.98	0.78	0.78	ug/L		08/27/12 11:37	1
N-Nitrosodiphenylamine	0.78	U	0.98	0.78	0.30	ug/L		08/27/12 11:37	1
2,2'-oxybis[1-chloropropane]	0.78	U	0.98	0.78	0.39	ug/L		08/27/12 11:37	1
Pentachlorophenol	2.4	U	4.9	2.4	2.4	ug/L		08/27/12 11:37	1
Phenanthrene	0.098	U	0.20	0.098	0.098	ug/L		08/27/12 11:37	1
Phenol	0.78	U	0.98	0.78	0.59	ug/L		08/27/12 11:37	1
Pyrene	0.098	U	0.20	0.098	0.098	ug/L		08/27/12 11:37	1
1,2,4-Trichlorobenzene	0.78	U	0.98	0.78	0.27	ug/L		08/27/12 11:37	1
2,4,5-Trichlorophenol	0.78	U	4.9	0.78	0.29	ug/L		08/27/12 11:37	1
2,4,6-Trichlorophenol	0.78	U	4.9	0.78	0.78	ug/L		08/27/12 11:37	1

Surrogate	*%Recovery*	*Qualifier*	*Limits*	*Prepared*	*Analyzed*	*Dil Fac*
2-Fluorobiphenyl (Surr)	*41*	*Q*	*50 - 110*	*07/30/12 10:31*	*08/27/12 11:37*	*1*
2-Fluorophenol (Surr)	*48*		*20 - 110*	*07/30/12 10:31*	*08/27/12 11:37*	*1*
Nitrobenzene-d5 (Surr)	*45*		*40 - 110*	*07/30/12 10:31*	*08/27/12 11:37*	*1*
Phenol-d5 (Surr)	*50*		*10 - 115*	*07/30/12 10:31*	*08/27/12 11:37*	*1*
Terphenyl-d14 (Surr)	*64*		*50 - 135*	*07/30/12 10:31*	*08/27/12 11:37*	*1*
2,4,6-Tribromophenol (Surr)	*50*		*40 - 125*	*07/30/12 10:31*	*08/27/12 11:37*	*1*

Client Sample ID: FWGLL12MW-246C-0107-GW
Date Collected: 07/26/12 08:47
Date Received: 07/27/12 08:00

Lab Sample ID: 240-13565-22
Matrix: Water

Method: 8270C/DoD - Semivolatile Organic Compounds (GC/MS)

Analyte	Result	Qualifier	LOQ	LOD	DL	Unit	D	Analyzed	Dil Fac
Acenaphthene	0.095	U	0.19	0.095	0.095	ug/L		08/27/12 11:57	1
Acenaphthylene	0.095	U	0.19	0.095	0.095	ug/L		08/27/12 11:57	1
Anthracene	0.095	U	0.19	0.095	0.095	ug/L		08/27/12 11:57	1
Benzo[a]anthracene	0.095	U	0.19	0.095	0.095	ug/L		08/27/12 11:57	1
Benzo[a]pyrene	0.095	U	0.19	0.095	0.095	ug/L		08/27/12 11:57	1
Benzo[b]fluoranthene	0.095	U	0.19	0.095	0.095	ug/L		08/27/12 11:57	1
Benzo[g,h,i]perylene	0.095	U	0.19	0.095	0.095	ug/L		08/27/12 11:57	1
Benzo[k]fluoranthene	0.095	U	0.19	0.095	0.095	ug/L		08/27/12 11:57	1
Bis(2-ethylhexyl) phthalate	0.76	U	1.9	0.76	0.76	ug/L		08/27/12 11:57	1
Butyl benzyl phthalate	0.76	U	0.95	0.76	0.76	ug/L		08/27/12 11:57	1
4-Chloro-3-methylphenol	0.76	U	1.9	0.76	0.76	ug/L		08/27/12 11:57	1
2-Chlorophenol	0.76	U	0.95	0.76	0.28	ug/L		08/27/12 11:57	1
Chrysene	0.095	U	0.19	0.095	0.095	ug/L		08/27/12 11:57	1
Dibenz(a,h)anthracene	0.095	U	0.19	0.095	0.095	ug/L		08/27/12 11:57	1
2,4-Dichlorophenol	0.76	U	1.9	0.76	0.76	ug/L		08/27/12 11:57	1
Diethyl phthalate	0.76	U	0.95	0.76	0.57	ug/L		08/27/12 11:57	1
2,4-Dimethylphenol	0.76	U	1.9	0.76	0.76	ug/L		08/27/12 11:57	1
Dimethyl phthalate	0.76	U	0.95	0.76	0.28	ug/L		08/27/12 11:57	1
Di-n-butyl phthalate	0.76	U	0.95	0.76	0.64	ug/L		08/27/12 11:57	1
4,6-Dinitro-2-methylphenol	2.3	U	4.8	2.3	2.3	ug/L		08/27/12 11:57	1
2,4-Dinitrophenol	2.3	U	4.8	2.3	2.3	ug/L		08/27/12 11:57	1
Di-n-octyl phthalate	0.76	U	0.95	0.76	0.76	ug/L		08/27/12 11:57	1
Fluoranthene	0.095	U	0.19	0.095	0.095	ug/L		08/27/12 11:57	1
Fluorene	0.095	U	0.19	0.095	0.095	ug/L		08/27/12 11:57	1
Indeno[1,2,3-cd]pyrene	0.095	U	0.19	0.095	0.095	ug/L		08/27/12 11:57	1
2-Methylphenol	0.76	U	0.95	0.76	0.76	ug/L		08/27/12 11:57	1
3 & 4 Methylphenol	0.76	U	1.9	0.76	0.76	ug/L		08/27/12 11:57	1
Naphthalene	0.095	U	0.19	0.095	0.095	ug/L		08/27/12 11:57	1
2-Nitrophenol	0.76	U	1.9	0.76	0.27	ug/L		08/27/12 11:57	1
4-Nitrophenol	2.3	U	4.8	2.3	2.3	ug/L		08/27/12 11:57	1
Pentachlorophenol	2.3	U	4.8	2.3	2.3	ug/L		08/27/12 11:57	1
Phenanthrene	0.095	U	0.19	0.095	0.095	ug/L		08/27/12 11:57	1
Phenol	0.76	U	0.95	0.76	0.57	ug/L		08/27/12 11:57	1
Pyrene	0.095	U	0.19	0.095	0.095	ug/L		08/27/12 11:57	1
2,4,5-Trichlorophenol	0.76	U	4.8	0.76	0.29	ug/L		08/27/12 11:57	1
2,4,6-Trichlorophenol	0.76	U	4.8	0.76	0.76	ug/L		08/27/12 11:57	1

Surrogate	*%Recovery*	*Qualifier*	*Limits*	*Prepared*	*Analyzed*	*Dil Fac*
2-Fluorobiphenyl (Surr)	53		50 - 110	07/30/12 10:31	08/27/12 11:57	1
2-Fluorophenol (Surr)	63		20 - 110	07/30/12 10:31	08/27/12 11:57	1
Nitrobenzene-d5 (Surr)	60		40 - 110	07/30/12 10:31	08/27/12 11:57	1
Phenol-d5 (Surr)	68		10 - 115	07/30/12 10:31	08/27/12 11:57	1
Terphenyl-d14 (Surr)	64		50 - 135	07/30/12 10:31	08/27/12 11:57	1
2,4,6-Tribromophenol (Surr)	70		40 - 125	07/30/12 10:31	08/27/12 11:57	1

Client Sample ID: FWGDA2MW-114-0075-GW
Date Collected: 07/26/12 10:11
Date Received: 07/27/12 08:00

Lab Sample ID: 240-13565-25
Matrix: Water

Method: 8270C/DoD - Semivolatile Organic Compounds (GC/MS)

Analyte	Result	Qualifier	LOQ	LOD	DL	Unit	D	Analyzed	Dil Fac
Acenaphthene	0.095	U	0.19	0.095	0.095	ug/L		08/27/12 12:16	1
Acenaphthylene	0.095	U	0.19	0.095	0.095	ug/L		08/27/12 12:16	1
Anthracene	0.095	U	0.19	0.095	0.095	ug/L		08/27/12 12:16	1
Benzo[a]anthracene	0.095	U	0.19	0.095	0.095	ug/L		08/27/12 12:16	1
Benzo[a]pyrene	0.095	U	0.19	0.095	0.095	ug/L		08/27/12 12:16	1
Benzo[b]fluoranthene	0.095	U	0.19	0.095	0.095	ug/L		08/27/12 12:16	1
Benzo[g,h,i]perylene	0.095	U	0.19	0.095	0.095	ug/L		08/27/12 12:16	1
Benzoic acid	9.5	U	24	9.5	9.5	ug/L		08/27/12 12:16	1
Benzo[k]fluoranthene	0.095	U	0.19	0.095	0.095	ug/L		08/27/12 12:16	1
Benzyl alcohol	0.76	U	4.8	0.76	0.36	ug/L		08/27/12 12:16	1
Bis(2-chloroethoxy)methane	0.76	U	0.95	0.76	0.30	ug/L		08/27/12 12:16	1
Bis(2-chloroethyl)ether	0.095	U	0.95	0.095	0.095	ug/L		08/27/12 12:16	1
Bis(2-ethylhexyl) phthalate	0.76	U	1.9	0.76	0.76	ug/L		08/27/12 12:16	1
4-Bromophenyl phenyl ether	0.76	U	1.9	0.76	0.76	ug/L		08/27/12 12:16	1
Butyl benzyl phthalate	0.76	U	0.95	0.76	0.76	ug/L		08/27/12 12:16	1
Carbazole	0.76	U	0.95	0.76	0.27	ug/L		08/27/12 12:16	1
4-Chloroaniline	0.76	U	1.9	0.76	0.76	ug/L		08/27/12 12:16	1
4-Chloro-3-methylphenol	0.76	U	1.9	0.76	0.76	ug/L		08/27/12 12:16	1
2-Chloronaphthalene	0.095	U	0.95	0.095	0.095	ug/L		08/27/12 12:16	1
2-Chlorophenol	0.76	U	0.95	0.76	0.28	ug/L		08/27/12 12:16	1
4-Chlorophenyl phenyl ether	0.76	U	1.9	0.76	0.29	ug/L		08/27/12 12:16	1
Chrysene	0.095	U	0.19	0.095	0.095	ug/L		08/27/12 12:16	1
Dibenz(a,h)anthracene	0.095	U	0.19	0.095	0.095	ug/L		08/27/12 12:16	1
Dibenzofuran	0.095	U	0.95	0.095	0.095	ug/L		08/27/12 12:16	1
1,2-Dichlorobenzene	0.76	U	0.95	0.76	0.28	ug/L		08/27/12 12:16	1
1,3-Dichlorobenzene	0.76	U	0.95	0.76	0.76	ug/L		08/27/12 12:16	1
1,4-Dichlorobenzene	0.76	U	0.95	0.76	0.32	ug/L		08/27/12 12:16	1
3,3'-Dichlorobenzidine	0.76	U	4.8	0.76	0.35	ug/L		08/27/12 12:16	1
2,4-Dichlorophenol	0.76	U	1.9	0.76	0.76	ug/L		08/27/12 12:16	1
Diethyl phthalate	0.76	U	0.95	0.76	0.57	ug/L		08/27/12 12:16	1
2,4-Dimethylphenol	0.76	U	1.9	0.76	0.76	ug/L		08/27/12 12:16	1
Dimethyl phthalate	0.76	U	0.95	0.76	0.28	ug/L		08/27/12 12:16	1
Di-n-butyl phthalate	0.76	U	0.95	0.76	0.64	ug/L		08/27/12 12:16	1
4,6-Dinitro-2-methylphenol	2.3	U	4.8	2.3	2.3	ug/L		08/27/12 12:16	1
2,4-Dinitrophenol	2.3	U	4.8	2.3	2.3	ug/L		08/27/12 12:16	1
Di-n-octyl phthalate	0.76	U	0.95	0.76	0.76	ug/L		08/27/12 12:16	1
Fluoranthene	0.095	U	0.19	0.095	0.095	ug/L		08/27/12 12:16	1
Fluorene	0.095	U	0.19	0.095	0.095	ug/L		08/27/12 12:16	1
Hexachlorobenzene	0.095	U	0.19	0.095	0.095	ug/L		08/27/12 12:16	1
Hexachlorobutadiene	0.76	U	0.95	0.76	0.26	ug/L		08/27/12 12:16	1
Hexachlorocyclopentadiene	0.76	U	9.5	0.76	0.76	ug/L		08/27/12 12:16	1
Hexachloroethane	0.76	U	0.95	0.76	0.76	ug/L		08/27/12 12:16	1
Indeno[1,2,3-cd]pyrene	0.095	U	0.19	0.095	0.095	ug/L		08/27/12 12:16	1
Isophorone	0.76	U	0.95	0.76	0.26	ug/L		08/27/12 12:16	1
2-Methylnaphthalene	0.095	U	0.19	0.095	0.095	ug/L		08/27/12 12:16	1
2-Methylphenol	0.76	U	0.95	0.76	0.76	ug/L		08/27/12 12:16	1
3 & 4 Methylphenol	0.76	U	1.9	0.76	0.76	ug/L		08/27/12 12:16	1
Naphthalene	0.095	U	0.19	0.095	0.095	ug/L		08/27/12 12:16	1
2-Nitroaniline	0.76	U	1.9	0.76	0.76	ug/L		08/27/12 12:16	1

Client Sample ID: FWGDA2MW-114-0075-GW
Lab Sample ID: 240-13565-25
Date Collected: 07/26/12 10:11
Matrix: Water
Date Received: 07/27/12 08:00

Method: 8270C/DoD - Semivolatile Organic Compounds (GC/MS) (Continued)

Analyte	Result	Qualifier	LOQ	LOD	DL	Unit	D	Analyzed	Dil Fac
3-Nitroaniline	0.76	U	1.9	0.76	0.27	ug/L		08/27/12 12:16	1
4-Nitroaniline	0.76	U	1.9	0.76	0.76	ug/L		08/27/12 12:16	1
2-Nitrophenol	0.76	U	1.9	0.76	0.27	ug/L		08/27/12 12:16	1
4-Nitrophenol	2.3	U	4.8	2.3	2.3	ug/L		08/27/12 12:16	1
N-Nitrosodi-n-propylamine	0.76	U	0.95	0.76	0.76	ug/L		08/27/12 12:16	1
N-Nitrosodiphenylamine	0.76	U	0.95	0.76	0.30	ug/L		08/27/12 12:16	1
2,2'-oxybis[1-chloropropane]	0.76	U	0.95	0.76	0.38	ug/L		08/27/12 12:16	1
Pentachlorophenol	2.3	U	4.8	2.3	2.3	ug/L		08/27/12 12:16	1
Phenanthrene	0.095	U	0.19	0.095	0.095	ug/L		08/27/12 12:16	1
Phenol	0.76	U	0.95	0.76	0.57	ug/L		08/27/12 12:16	1
Pyrene	0.095	U	0.19	0.095	0.095	ug/L		08/27/12 12:16	1
1,2,4-Trichlorobenzene	0.76	U	0.95	0.76	0.27	ug/L		08/27/12 12:16	1
2,4,5-Trichlorophenol	0.76	U	4.8	0.76	0.29	ug/L		08/27/12 12:16	1
2,4,6-Trichlorophenol	0.76	U	4.8	0.76	0.76	ug/L		08/27/12 12:16	1

Surrogate	*%Recovery*	*Qualifier*	*Limits*	*Prepared*	*Analyzed*	*Dil Fac*
2-Fluorobiphenyl (Surr)	*52*		*50 - 110*	*07/30/12 10:31*	*08/27/12 12:16*	*1*
2-Fluorophenol (Surr)	*65*		*20 - 110*	*07/30/12 10:31*	*08/27/12 12:16*	*1*
Nitrobenzene-d5 (Surr)	*60*		*40 - 110*	*07/30/12 10:31*	*08/27/12 12:16*	*1*
Phenol-d5 (Surr)	*68*		*10 - 115*	*07/30/12 10:31*	*08/27/12 12:16*	*1*
Terphenyl-d14 (Surr)	*63*		*50 - 135*	*07/30/12 10:31*	*08/27/12 12:16*	*1*
2,4,6-Tribromophenol (Surr)	*67*		*40 - 125*	*07/30/12 10:31*	*08/27/12 12:16*	*1*

Appendix I

Ravenna, OH Data Review Checklist

Project Number: 030174.0016
Sample Event: July 2012
Data Reviewer/Date: Angye Dragotta/Sept 17, 2012

SDG: 240-13565-1 Rev0
Analysis: SW846 8260B

Review Questions:	Yes	No	N/A	Comments	Qual/Criteria
1. Did Chain-of-Custody information agree with laboratory report?	X				
2. Were samples preserved properly and received in good condition?	X				QAPP Table 5-1,
3. Were holding times met?	X				QAPP Table 5-1, J/UJ/R
4. Were sample storage requirements met?	X				QAPP Table 5-1,
5. Were all QAPP addendum-specified target analytes reported?	X				QAPP Table 4-5
6. Was the GC/MS system tuned with bromofluorobenzene (BFB) during each 12 hour shift (prior to ICAL and Cal Ver.)?	X				QSM Table F-4
7. Calibration					
7a. Did the initial calibration curve consist of 5 concentration levels?	X			Instrument A3UX11–6/19/12 Instrument A3UX15–7/23/12	QSM Table F-4 R
7b. Did the Calibration Check Compounds (CCCs) (see Table 1 below) relative standard deviations (%RSD) ≤ 30%?	X				QSM Table F-4 R
7c. Were the minimum response factors (RFs) for the System Performance Check Compounds (SPCCs) (see Table 2 below) met?	X				QSM Table F-4
7d. Did target analytes with an average calibration type have an RSD ≤ 15%?	X				QSM Table F-4 15% <RSD< 20% = J/UJ
7e. IF the RSD was >15% was a different calibration option used?	X				
7f. If a linear regression curve was used, was the correlation coefficient r>0.995?	X			Instrument A3UX11–6/19/12-Acetone and methylene chloride used a linear fit with r>0.995. Instrument A3UX15–7/23/12-Methylene chloride used a linear fit with r>0.995.	QSM Table F-4 R<0.99=-J/R
7g. If a non-linear regression was used, was the COD r≥0.99, with a minimum of 6 points for second order and 7 points for third order?			X	Instrument A3UX15–7/23/12- cis-1,3-dichloropropene, bromoform and trans-1,3-dichloropropene	QSM Table F-4 R<0.99=-J/R
8. Was a LOD Level Verification performed quarterly for each reported analyte with detected results?	X			Instrument A3UX15–5/16/12 @1228, 1250,1313 Instrument A3UX11–5/15/12 @1448, 1425 5/2/12 @ 1510	QSM Table F-4 and section D.1.2.1

Project Number: 030174.0016
Sample Event: July 2012
Data Reviewer/Date: Angye Dragotta/Sept 17, 2012

SDG: 240-13565-1 Rev0
Analysis: SW846 8260B

Review Questions:	Yes	No	N/A	Comments	Qual/Criteria
9. Was a MRL Level Verification run at the beginning and end of every daily sequence or every 12 hours?	X				
10. Were the QC/MRL recoveries 70-130%		X		A3UX15–8/1/12- Opening MRL analyzed @ 1212 recovered above control limits of 70-130% for cis-1,3-dicloropropene at 164%, and trans-1,3-dichloropropene at 148%. O-xylene recovered below control limits of 70-130% at 69%. The closing MRL analyzed at 2216 recovered above control limits of 70-130% for cis-1,3-dicloropropene at 111% , bromomethane at 131% and trans-1,3-dichloropropene at 140%. The o-xylene results for samples FWGTeam1-Trip, FWGLL12mw-242c-0105-GW, FWGTeam2-Trip, FWGLL10mw-003c-0097-GW, FWGDETmw-004c-0078-GW, FWGDA2mwDup3-0141-GW, FWGLL12mw-187c-0104-GW, FWGEQUIPRinse4-0157-GW, FWGLL12mw-246c-0107-GW and FWG Field TEAM4-Trip were qualified as estimated, "UJ". No additional qualifications were required as there were no detected concentrations reported for the bracketed field samples. A3UX11–8/2/12- Opening MRL analyzed @ 1125 recovered above control limits of 70-130% for methylene chloride at 151%, at 150% for chloroethane and at 150% for chloromethane. The closing MRL analyzed at 1512 recovered above control limits of 70-130% for methylene chloride at 185% and chloroethane at 168% and below limits at 66% for chloromethane. The chloromethane results for FWGDETmw-003c-0077-GW, FWGDA2mw-115-0076-GW, FWGTeam3-Trip and FWGDA2mw-114-0075-GW were qualified as estimated, "UJ". The methylene chloride result for FWGTeam3-Trip and FWGDA2mw-114-0075-GW was qualified as estimated, "J".	Louisville Supplement to the DOD QSM
11. Was a second source verification (ICV) analyzed? Were results 80-120%?		X		A3UX11 6/19/12 @ 2044- The chloroethane ICV had a %D above control limits of 20% at 25.7%. No qualifications were required as there were no detected chloroethane results reported for the bracketed samples.	QSM Table F-4 J=<80% and >120%
12. Was a CCV run daily prior to analysis and every 12 hours of analysis time?	X				QSM Table F-4
12a. Were the average response factors (RFs) for	X				QSM Table F-4

Project Number: 030174.0016
Sample Event: July 2012
Data Reviewer/Date: Angye Dragotta/Sept 17, 2012

SDG: 240-13565-1 Rev0
Analysis: SW846 8260B

Review Questions:	Yes	No	N/A	Comments	Qual/Criteria
the System Performance Check Compounds (SPCCs) (see Table 2 below) met?					
12b. Were all target analytes ≤ 20%D?		X		A3UX11 8/1/12 @ 1203- The %D for the following analytes were above control limits of 20% D; bromomethane at 20.7%, acetone at 41.6% and methylene chloride at 22.7%. The acetone and methylene chloride results for sample FWGTEAM 3 – TRIP were qualified as estimated, "J". No additional qualifications were required as there were no detected concentrations reported for the target outliers in the bracketed field samples.	QSM Table F-4 %D <20% = J/UJ
13. Were the internal standards added to every sample?	X				QSM Table F-4
13a. Was the EICP area between -50% and +100% of the ICAL mid-point standard?	X				QSM Table F-4 R
13b. Were the retention times for all IS compounds within ±30 seconds from the RT of the mid-point standard in the ICAL?	X				QSM Table F-4 J/UJ
14. Were the retention times for target analytes within ±0.06 RRT units from the RT of the mid-point standard in the ICAL or the most recently updated RRT for all samples?	X				QSM Table F-4 J
15. Was a method blank prepared and analyzed with each batch?	X				QSM Table F-4
15a. Were target analytes detected in the method blank >1/2 the MRL >RL for common contaminants?	X			Checked by ADR. Methylene chloride was detected in the method blank from batch 240-52945 analyzed 8/2/12 at 0.496ug/L. The method blank analyzed 8/1/12 (batch 240-52844) had acetone detected at 1.58ug/L. The methylene chloride results for samples FWGTEAM3-TRIP and acetone results for samples FWGTeam1-Trip, FWGLL12mw-242c-0105-GW, FWGTeam2-Trip, FWGDETmw-004c-0078-GW, FWGDA2mwDup3-0141-GW, FWGLL12mw-187c-0104-GW, FWGEQUIPRinse4-0157-GW, FWGLL12mw-246c-0107-GW and FWG Field TEAM4-Trip were qualified, "B" as the reported values were <5x blank contamination.	QSM Table F-4 <5/10X =B
16. Was a field blank (equipment and/or trip) collected and analyzed?	X				

Ravenna, OH Data Review Checklist

Project Number: 030174.0016
Sample Event: July 2012
Data Reviewer/Date: Angye Dragotta/Sept 17, 2012

SDG: 240-13565-1 Rev0
Analysis: SW846 8260B

Review Questions:	Yes	No	N/A	Comments	Qual/Criteria
16a. Were target analytes detected in the field blank?	X			Checked by ADR. Acetone was detected FWG Team1-Trip at 10ug/L and methylene chloride at 0.43ug/L. Acetone was detected in FWGTeam3-Trip at 2.7ug/L and methylene chloride at 0.9ug/L. Acetone was detected in FWGTeam2-Trip at 13ug/L and methylene chloride at 9.4ug/L . Acetone was detected FWG Team 4-Trip at 11ug/L. FWGEQUIPRinse4-0157-GW had acetone detected at 10ug/L and chloroform at 0.2ug/L. The acetone results for samples FWGLL12mw-242c-0105-GW, FWGDETmw-004c-0078-GW, FWGDA2mwDup3-0141-GW, FWGEQUIPRinse4-0157-GW, FWGLL12mw-246c-0107-GW and FWG Field TEAM4-Trip and the chloroform result for sample FWGLL10mw-003c-0097-GW were qualified, "B".	QSM Table F-4 <5/10X =B
17. Was a LCS prepared and analyzed with each batch?	X				QSM Table F-4
17a. Were the LCS recoveries within limits specified in Table G-5 of the DoD QSM?	X			ADR checked section;	QSM Table F-4, Table G-5, J/UJ
18. Was a MS/MSD prepared with each batch?			X	No data was provided as an MS/MSD was not analyzed on samples from this workorder.	QSM Table F-4
18a. Were the MS/MSD recoveries within limits specified in Table G-4 of the DoD QSM with an RPD <30%?			X		QSM Table F-4, Table G-5 J/UJ Parent sample only
19. Was a field duplicate analyzed?	X				QSM Table F-4,
19a. Were the field duplicates RPDs within ±30%?		X		Checked by ADR. The field duplicate, FWGDA2mw-Dup3-0141-GW, collected on sample FWGDA2mw-115-0076-GW had an RPD above control limits of 30% for acetone at 200% and carbon disulfide at 40%. The acetone and carbon disulfide results for sample FWGDA2mw-115-0076-GW were qualified as estimated, "J/UJ".	QSM Table F-4, RPD >30=J Parent sample only
20. Were surrogate recoveries within control limits specified in the DOD QSM?	X				QSM Tables F-4 & G-3 >150%=J; 10% - 50%=J/UJ; <10%=J/R
21. Were reported sample concentrations within calibration range?	X				

References:
DoD Quality Systems Manual (QSM), version 4.1, October 2010
Louisville DoD Quality Systems Manual Supplement (LS), Version 1 March 2007

Project Number: 030174.0016
Sample Event: July 2012
Data Reviewer/Date: Angye Dragotta/Sept 17, 2012

SDG: 240-13565-1 Rev0
Analysis: SW846 8260B

Final Facility Wide Groundwater Monitoring Program, RVAAP-66 Facility Wide Groundwater Quality Assurance Project Plan (QAPP) Addendum for the Ravenna Army Ammunition Plant, Ravenna, OH, Environmental Quality Management, January 2012
Final Facility Wide Quality Assurance Project Plan for Environmental Investigations Groundwater for the Ravenna Army Ammunition Plant, Ravenna, OH, SAIC, February 2011

Additional Comments:

Table1- CCCs

Analyte
1,1-Dichloroethene
Chloroform
1,2-Dichloropropane
Toluene
Ethylbenzene
Vinyl chloride

Table 2- SPCCs

Analyte	Minimum RF
Chloromethane	0.10
1,1-Dichlorethane	0.10
Bromoform	0.10
Chlorobenzene	0.30
1,1,2,2-Tetrachloroethane	0.30

Ravenna, OH Data Review Checklist

Project Number: 030174.0016
Sample Event: July 2012
Data Reviewer/Date: Angela Dragotta/ September 19, 2012

SDG: 240-13565-2 R0
Analysis: SW846 8270

Review Questions:	Yes	No	N/A	Comments	Qual/Criteria
1. Did Chain-of-Custody information agree with laboratory report?	X				
2. Were samples preserved properly and received in good condition?	X				QAPP Table 5-1,
3.Were holding times met?	X				QAPP Table 5-1, J/UJ/R
4. Were sample storage requirements met?	X				QAPP Table 5-1,
5. Were all QAPP-specified target analytes reported?	X				QAPP Table 4-6
6. Was the GC/MS system tuned each 12 hour shift (prior to ICAL and Cal Ver.)?	X				QSM Table F-4
7. Initial Calibration					
7a. Did the initial calibration curve consist of 5 concentration levels?	X			Instrument A4HP9–8/25/12	QSM Table F-4 R
7b. Did the Calibration Check Compounds (CCCs) (see Table 1 below) relative standard deviations (%RSD) ≤ 30%?	X				QSM Table F-4 R
7c. Were the minimum response factors (RFs) for the System Performance Check Compounds (SPCCs) (see Table 2 below) ≤0.050?	X				QSM Table F-4
7d. Were all other target analytes reported with an avg response have an RSD ≤ 15%?	X				QSM Table F-4 15% <RSD< 20% = J/UJ
7e. IF the RSD was >15% was a different calibration option used?	X				
7f. If a linear regression curve was used, was the correlation coefficient r>0.995?	X				QSM Table F-4 R<0.99=-J/R
7g. If a non-linear regression was used, was the COD r≥0.99, with a minimum of 6 points for second order and 7 points for third order?	X			A4HP9 Benzoic acid and 2,4-dinitrophenol used a quadratic fit.	QSM Table F-4 R<0.99=-J/R
8. Was a LOD Level Verification performed quarterly for each reported analyte?	X				QSM Table F-4 and section D.1.2.1
9 Was a breakdown check run at the beginning of every 12 hours with DDT degradation <20% and tailing factors of benzidine and pentachlorophenol ≤2?	X				QSM Table F-4 R

Project Number: 030174.0016
Sample Event: July 2012
Data Reviewer/Date: Angela Dragotta/ September 19, 2012

SDG: 240-13565-2 R0
Analysis: SW846 8270

Review Questions:	Yes	No	N/A	Comments	Qual/Criteria
10. Was a MRL Level Verification run at the beginning and end of every daily sequence or every 12 hours with recoveries within 70-130%?	X			The MRL analyzed 8/27/12 @ 1804 recovered below control limits of 70-130% for 2,4-ditrophenol at 68% and 4-nitrophenol at 62%. An MDL check was analyzed after the MRL with detected 4-dinitrophenol results. The 2,4-dinitrophenol and 4-nitrophenol results for samples FWGLL12mw-242C-0105-GW, FWGDETmw-003C-0077-GW, FWGDA2mw -115-0076-GW, FWGDETmw-004C-0078-GW, FWGDA2mw -DUP3-0141-GW,FWGLL12mw-187C-0104-GW, FWGEQUIPRINSE4-0157-GW, FWGLL12mw-246C-0107-GW and FWGDA2mw -114-0075-GW were qualified as estimated, "UJ".	Louisville Supplement to the DOD QSM
11. Was a second source verification (ICV) analyzed? Were results 80-120%?	X			The A4HP9 8/25/12 @ 1608, The ICV recovered below limits of 20% with a %D of 22.2% for 4-chloroaniline, benzo(b) fluoranthene at 20.6%, benzo(a)pyrene at 24.9% and 32.8% for 3,3'-dichlorobenzidine. The for 4-chloroaniline, benzo(b) fluoranthene, benzo(a)pyrene and 3,3'-dichlorobenzidine results for samples FWGLL12mw-242C-0105-GW, FWGDETmw-003C-0077-GW, FWGDA2mw -115-0076-GW, FWGDETmw-004C-0078-GW, FWGDA2mw -DUP3-0141-GW,FWGLL12mw-187C-0104-GW, FWGEQUIPRINSE4-0157-GW, FWGLL12mw-246C-0107-GW and FWGDA2mw -114-0075-GW were qualified as estimated, "UJ".	QSM Table F-4 J=<80% and >120%
12. Was a CCV run daily prior to analysis and every 12 hours of analysis time?	X			A4HP9 8/27/12 @ 0801	QSM Table F-4
12a. Were the average response factors (RFs) for the System Performance Check Compounds (SPCCs) ≥0.050?	X				QSM Table F-4
12b. Were all target analytes ≤ 20%D?	X				QSM Table F-4 %D <20% = J/UJ
13. Were the internal standards added to every sample?	X				QSM Table F-4
13a. Was the EICP area between -50% and +100% of the ICAL mid-point standard?	X				QSM Table F-4 R
13b. Were the retention times for all IS compounds within ±30 seconds from the RT of the mid-point standard in the ICAL?	X				QSM Table F-4 J/UJ
14. Were the retention times for target analytes	X				QSM Table F-4

Ravenna, OH Data Review Checklist

Project Number: 030174.0016
Sample Event: July 2012
Data Reviewer/Date: Angela Dragotta/ September 19, 2012

SDG: 240-13565-2 R0
Analysis: SW846 8270

Review Questions:	Yes	No	N/A	Comments	Qual/Criteria
within ±0.06 RRT units from the RT of the mid-point standard in the ICAL or the most recently updated RRT for all samples?					J
15. Was a method blank prepared and analyzed with each batch?	X				QSM Table F-4
15a. Were target analytes detected in the method blank >1/2 the MRL, >RL for common contaminants?	X			Checked by ADR	QSM Table F-4 <5/10X =B
16. Was a field blank (equipment and/or trip) collected and analyzed?	X			FWGEQUIPRinse4-0157-GW	
16a. Were target analytes detected in the field blank?		X		Checked by ADR.	QSM Table F-4 <5/10X =B
17. Was a LCS prepared and analyzed with each batch?	X				QSM Table F-4
17a. Were the LCS recoveries within limits specified in Table G-6 of the DoD QSM?		X		ADR checked section;	QSM Table F-4, Table G-6 J/UJ
18. Was a MS/MSD prepared with each batch?		X			
18a. Were the MS/MSD recoveries within limits specified in Table G-6 of the DoD QSM with an RPD <30%?			X	Not enough sample for matrix spike analysis.	QSM Table F-4, Table G-6 J/UJ Parent sample only
19. Was a field duplicate analyzed?	X			Checked by ADR	
19a. Were the field duplicates RPDs within ±50%?		X		Checked by ADR. The field duplicate (FWGDA2mw-Dup3-0141-GW) collected on FWGDA2mw-115-0076-GW had a an RPD above control limits of 50% at 141% for bis(2-ethylhexyl)phthalate. The bis(2-ethylhexyl)phthalate result for FWGDA2mw-115-0076-GW was qualified as estimated, "J".	QSM Table F-4, RPD >50=J Parent sample only
20. Were surrogate recoveries within control limits specified in the DOD QSM?		X		The surrogate 2-fluorobiphenyl recovered below control limits of 50-110% for sample FWGEQUIPRinse4-0157-GW at 41% and below limits in sample FWGDETmw-004c-0078-GW at 47%. The sample results for FWGEQUIPRinse4-0157-GW and FWGDETmw-004c-0078-GW were qualified as estimated, "J/UJ".	QSM Tables F-4 & G-3 >150%=J; 10% - 50%=J/UJ; <10%=J/R
21. Were reported sample concentrations within calibration range?	X				

Ravenna, OH Data Review Checklist

Project Number: 030174.0016
Sample Event: July 2012
Data Reviewer/Date: Angela Dragotta/ September 19, 2012

SDG: 240-13565-2 R0
Analysis: SW846 8270

References:
DoD Quality Systems Manual (QSM), version 4.1, October 2010

Louisville DoD Quality Systems Manual Supplement (LS), Version 1 March 2007

Final Facility Wide Groundwater Monitoring Program, RVAAP-66 Facility Wide Groundwater Quality Assurance Project Plan (QAPP) Addendum for the Ravenna Army Ammunition Plant, Ravenna, OH, Environmental Quality Management, January 2012

Final Facility Wide Quality Assurance Project Plan for Environmental Investigations Groundwater for the Ravenna Army Ammunition Plant, Ravenna, OH, SAIC, February 2011
Additional Comments:

Table 1: CCCs *(All analytes if CCCs not included in standard)*

Base / Neutral Compounds	Acid Compounds
Acenaphthalene	4-Chloro-3-methylphenol
1,4-Dichlorobenzene	2,4-Dichlorophenol
Hexachlorobutadiene	2-Nitrophenol
N-Nitrosodiphehylamine	Phenol
Di-n-octylphthalate	Pentachlorophenol
Fluoroanthene	2,4,6-Trichlorophenol
Benzo(a)pyrene	

Table 2: SPCCs -

N-Nitroso-di-n-propylamine	0.050
Hexachlorocyclopentadiene	0.050
2,4-Dinitrophenol	0.050
4-Nitrophenol	0.050

Ravenna, OH Data Review Checklist

Project Number: 030174.0016
Sample Event: July 2012
Data Reviewer/Date: Angela Dragotta / September 17, 2012

SDG: 240-13565 R0
Analysis: SW846 8081A

Review Questions:	Yes	No	N/A	Comments	Qual/Criteria
1. Did Chain-of-Custody information agree with laboratory report?	X				
2. Were samples preserved properly and received in good condition?	X				QAPP Table 5-1, NELAC
3. Were holding times met?		X		Checked by ADR. Due to low surrogates on the original extraction, sample FWGLL12MW-242-0105-GW was re-extracted outside of seven days but within 2x hold (12 days) and the associated results were qualified as estimated, "UJ".	QAPP Table 5-1 J/UJ/R
4. Were sample storage requirements met?	X				QAPP Table 5-1
5. Were all QAPP-specified target analytes reported?	X				QAPP Table 4-3
6. Was a DDT standard analyzed every 12 hours? Was the DDT %breakdown < 15%?	X				QSM Table F-2 >15%=J/R
7. Was an endrin standard analyzed every 12 hours? Was the endrin %breakdown <15%?		X		A2HP3 The DDT breakdown analyzed 8/3/12at 01:27 was 15.29% on the second column. As this column was used for confirmation only, no qualifications were made.	QSM Table F-2 >15%=J/R
8. Initial Calibration					
8a. Does the initial calibration curve consist of 5 concentration levels?	X			Instrument A2HP3 7/27/12, 7/30/12 (tox) Instrument A2HP9 8/4/12	QSM Table F-2 R
8a. Were the %RSDs for each analyte ≤ 20%? OR was the average %RSD ≥20% with the r^2 >0.990?	X				QSM Table F-2 RSD>20% or r<0.99=J/R
9. Was a LOD Level Verification performed once per quarter with all target analytes detected?		X		No data provided so no evaluation could be made.	QSM Table F-2 R
10. Was a MRL Verification performed at the beginning and end of the sequence or every 12 hours with results within limits of 70-130%?		X		The MRL analyzed 8/2/ 12 @1814 recovered below control limits for toxaphene at 61% on CLP-2. No qualification was made as CLP-2 was used for confirmation only. The MRL analyzed 8/9/ 12 @1904 recovered below control limits for 4,4'-DDD at 61%. The 4,4-DDD result for FWGLL12MW-242-0105-GW was qualified as estimated, "UJ".	QSM Table F-2, G-14 >UL=J; <LL=J/UJ/R
11. Was a second source (ICV) verification analyzed after the ICAL? Were results 80-120%?	X				QSM Table F-2 >120%=J; <80%=J/UJ

Ravenna, OH Data Review Checklist

Project Number: 030174.0016
Sample Event: July 2012
Data Reviewer/Date: Angela Dragotta / September 17, 2012

SDG: 240-13565 R0
Analysis: SW846 8081A

Review Questions:	Yes	No	N/A	Comments	Qual/Criteria
12. Was a CCV run every 12 hours or at the beginning and end of the analytical run with the %D for all target analytes ≤20%?		X		A2HP9- • The CCV analyzed 8/10/12 @ 0023 on CLP-1 had %D above control limits of 20% for alpha-BHC at 26.6%, gamma-BHC at 26.2%,beta-BHC at 23.5%, delta-BHC at 21.5%, heptachlor at 27%, heptachlor epoxide at 26.4%, gamma chlordane at 23.1%, alpha-chlordane at 21.0%, endosulfan I at 25.1%, dieldrin at 26.4%, endrin at 26.0%, 4,4-DDD at 21.2%, 4,4-DDT at 22.3%, methoxychlor at 21.0% and DCB at 73.9%. • The CCV analyzed 8/10/12 @ 0518 on CLP-1 had %D above control limits of 20% for alpha-BHC at 23.5%, gamma-BHC at 24.5%, heptachlor at 21.7%, heptachlor epoxide at 22.9%, endosulfan I at 23.0%, dieldrin at 22.1% and endrin at 24.4%. • The CCV analyzed 8/10/12 @ 1027 on CLP-1 had %D above control limits of 20% for alpha-BHC at 27.6%, gamma-BHC at 28.4%, beta-BHC at 23.8%, delta-BHC at 20.6%, heptachlor at 20.8%, aldrin at 20.6%, heptachlor epoxide at 26.1%, gamma chlordane at 23.3%, alpha-chlordane at 21.6%, endosulfan I at 22.9%, dieldrin at 25.2% and endrin at 22.8% . The CCV analyzed on CLP-2 recovered above limits with a %D of 21.0% gamma-BHC. • The CCV analyzed 8/10/12 @ 1241 on CLP-1 had %D above control limits of 20% for alpha-BHC at 21.8%, gamma-BHC at 22.4% and heptachlor at 21.1%. No qualifications were made for the outliers on CLP-1, as it was only used for confirmation. No qualification was made for the gamma-BHC outlier on CLP-2 as there were no detected gamma-BHC results reported for the bracketed field samples.	QSM Table F-2 >120%=**J**; <80%=J/UJ
13. Was a method blank prepared and analyzed with each batch?	X				QSM Table F-2
14. Were target analytes detected> ½ the RL?		X			QSM Table F-2 <5x=B
15. Was a field blank collected and analyzed?	X				
16. Were target analytes detected in the field blank analyses >1/2 the MRL?		X			QSM Table F-2 <5x=B
17. Was an LCS prepared and analyzed with each batch?	X				QSM Table F-2

Ravenna, OH Data Review Checklist

Project Number: 030174.0016
Sample Event: July 2012
Data Reviewer/Date: Angela Dragotta / September 17, 2012

SDG: 240-13565 R0
Analysis: SW846 8081A

Review Questions:	Yes	No	N/A	Comments	Qual/Criteria
18. Were the LCS recoveries within limits specified in QSM Table G-14?	X			Checked by ADR.	QSM Table G-14 >UL=J; <LL=J/UJ/R
19. Was a MS/MSD pair prepared with each batch?			X	There was no matrix spike information provided as a matrix spike analysis was not performed on a sample from this workorder.	QSM Table F-2
20. Was the MS/MSD parent a Ravenna sample?			X		
21. Were MS/MSD recoveries and RPD within limits specified in QSM Table G-14?			X	Checked by ADR.	QSM Table F-2 Pj with >UL=J; <LL=J/UJ/R
22. Were surrogate recoveries as specified in QSM table G-3?	X				QSM Table F-2 >LL=J; <LL=UJ/J/R
23. Was a field duplicate analyzed? Were the RPDs ≤50%?	X			Checked by ADR.	RPD >50=J parent sample only
24. Were all positive results verified by a second column confirmation? Were the RPD's ≤ 40?			X	There were no detected concentrations greater than the LOD, so no evaluation was made.	QSM Table F-2 >40 RPD=J

References:
DoD Quality Systems Manual (QSM), version 4.1, October 2010

Louisville DoD Quality Systems Manual Supplement (LS), Version 1 March 2007

Final Facility Wide Groundwater Monitoring Program, RVAAP-66 Facility Wide Groundwater Quality Assurance Project Plan (QAPP) Addendum for the Ravenna Army Ammunition Plant, Ravenna, OH, Environmental Quality Management, January 2012

Final Facility Wide Quality Assurance Project Plan for Environmental Investigations Groundwater for the Ravenna Army Ammunition Plant, Ravenna, OH, SAIC, February 2011

Additional Comments:

Ravenna, OH Data Review Checklist

Project Number: 030174.0016
Sample Event: July 2012
Data Reviewer/Date: Angela Dragotta/ September 17, 2012

SDG: 240-13565-1 R0
Analysis: SW846 8082

Review Questions:	Yes	No	N/A	Comments	Qual/Criteria
1. Did Chain-of-Custody information agree with laboratory report?	X				
2. Were samples preserved properly and received in good condition?	X				QAPP Table 5-1
3. Were holding times met?		X		The following samples were re-prepared outside the holding time of seven days but were extracted because of low surrogates within 2x hold (12 days and the associated results were qualified as estimated, "J/UJ": FWGDA2MW-108c-0074-GW and FWGLL12MW-246c-0107-GW.	QAPP Table 5-1 J/UJ/R
4. Were sample storage requirements met?	X				QAPP Table 5-1
5. Were all QAPP-specified target analytes reported?	X				QAPP Table 4-3
6. Calibration					
6a. Does the initial calibration curve consist of 5 concentration levels of Aroclors 1016 and 1260?	X			Instrument A2HP4 7/23/12 Stds = 0.05, 0.1, 0.2, 0.5, 1.0, 2.0	QSM Table F-2 R
6b. Was the % RSD ≤ 20%? or Were the r^2s >0.990?	X				QSM Table F-2 RSD>20% or r<0.99= J/R
7. Was a LOD Verification performed once per quarter? Were all target analytes detected?	X			4/26/12	QSM Table F-2 R
8. Was an MRL Level Verification performed at the beginning and end of the sequence or every 12 hours? Were recoveries 70-130%?	X				LCG Table 3 >UCL=J; <LCL=J/UJ/R;
9. Was a second source (ICV) verification performed after the ICAL? Were the avg of all peaks for each aroclor 80-120%?	X				QSM Table F-2 >120%=J; <80%=J/ UJ/R
10. Were single standards of the other five Aroclors run to aid in pattern recognition and to determine a single point calibration factor?			X	All other aroclors calibrated.	Method 8082 Section 5.6.2
11. Was a CCV run every 12 hours?	X				QSM Table F-2

Ravenna, OH Data Review Checklist

Project Number: 030174.0016
Sample Event: July 2012
Data Reviewer/Date: Angela Dragotta/ September 17, 2012

SDG: 240-13565-1 R0
Analysis: SW846 8082

Review Questions:	Yes	No	N/A	Comments	Qual/Criteria
12. Was the % D ≤ 20 % for each analyte?	X				QSM Table F-2 D>20%(neg)=J/R D>20% (pos) =J
13. Was a method blank prepared and analyzed with each batch?	X			Section checked by ADR	QSM Table F-2
14. Were target analytes <1/2 the MRL?	X				QSM Table F-2 <5x = B
15. Was an equipment blank collected and analyzed?	X				
16. Were target analytes in the field blank analyses (equipment) <1/2 the MRL?	X			Section checked by ADR	QSM Table F-2 <5x = B
17. Was an LCS prepared and analyzed with each batch?	X				QSM Table F-2
18. Were the LCS recoveries within limits specified in LCG Appendix C?	X			Section checked by ADR	QSM Table F-2, Table G-16 >UL=J; <LCL%=J/R/UJ;
19. Was a MS/MSD pair prepared with each batch?			X	There was no matrix spike information provided as a matrix spike analysis was not performed on a sample from this work order.	LCG Table 3
20. Was the MS/MSD parent a Ravenna sample?			X		
21. Were MS/MSD recoveries and RPD within limits specified in the DOD QSM Table G-16?			X		QSM Table F-2, Table G-16 >UL=J; <LCL%=J/R/UJ;
22. Was the surrogate spiked into all samples?	X				
23. Were surrogate recoveries As specified in table G-3 of the DoD QSM?		X		Checked by ADR. The surrogate, DCB, recovered below control limits of 40-135% for sample FWGLL12mw-242c-0105-GW at 19% and for sample FWGDETmw-004c-0078-GW at 39. The results for samples FWGLL12mw-242c-0105-GW and for sample FWGDETmw-004c-0078-GW were qualified as estimated, "UJ".	QSM Table F-2, Table G-3 >UCL=J; <LCL=J/UJ/R
24. Was a field duplicate analyzed? Were the RPDs <50%?			X	Checked by ADR. No detected concentrations were reported.	QSM Table F-2, RPD >50=J

Ravenna, OH Data Review Checklist

Project Number: 030174.0016
Sample Event: July 2012
Data Reviewer/Date: Angela Dragotta/ September 17, 2012

SDG: 240-13565-1 R0
Analysis: SW846 8082

Review Questions:	Yes	No	N/A	Comments	Qual/Criteria
25. Were all positive results verified by a second dissimilar column confirmation? Was the RPD ≤ 40?			X	No detected concentrations were reported.	QSM Table F-2, RPD>40=J

References:
DoD Quality Systems Manual (QSM), version 4.1, October 2010

Louisville DoD Quality Systems Manual Supplement (LS), Version 1 March 2007

Final Facility Wide Groundwater Monitoring Program, RVAAP-66 Facility Wide Groundwater Quality Assurance Project Plan (QAPP) Addendum for the Ravenna Army Ammunition Plant, Ravenna, OH, Environmental Quality Management, January 2012

Final Facility Wide Quality Assurance Project Plan for Environmental Investigations Groundwater for the Ravenna Army Ammunition Plant, Ravenna, OH, SAIC, February 2011

Ravenna, OH Data Review Checklist

Project Number: 030174.0016
Sample Event: July 2012
Data Reviewer/Date: Angela Dragotta/ September 19, 2012

SDG: 240-13565-1 R0
Analysis: SW846 6010/6020/7470A

Review Questions:	Yes	No	N/A	Comments	Qual/Criteria
1. Did Chain-of-Custody information agree with laboratory report?	X				
2. Were samples preserved properly and received in good condition?	X				QAPP Table 5-1, NELAC
3. Were holding times met?	X				QAPP Table *5-1* J/UJ/R
4. Were sample storage requirements met?	X				QAPP Table *5-1*
5. Were all QAPP-specified target analytes reported?	X				QAPP Table 4-1
6. Was a LOD Verification performed once per quarter with all target analytes detected?	X			ICP 5/2/12, ICPMS 5/2/12 and mercury, 5/17/12	DoD QSM Table F-8
7. Tuning (ICP MS Only)					
7a. Was a tune performed daily prior to calibration	X				DoD QSM Table F-8 R
7b. Mass Calibration <0.1 amu from true value	X				
7c. Resolution <0.9 amu full width at 10 % peak height	X				
7d. RSD <%5 for a minimum of four replicate analyses	X				
8.Calibration	X				
8a. Was the ICAL performed daily with at least	X				DoD QSM Tables F-8 and F-7
3 standards and a blank for ICP	X				
2 standards and a blank for ICP MS	X				
5 standards and a blank for Hg	X				
8b. Was the correlation coefficient r≥0.995 for each analyte?	X				DoD QSM Tables F-8 and F-7 r<0.995=J/R
8c. Was the ICV (second source verification) analyzed after the ICAL with results 90-110% of the true value?	X				DoD QSM Tables F-8 and F-7
8d. Was the ICB analyzed after the ICV with detected results <1/2 the MRL?	X			ICP The ICB analyzed 8/7/12 had vanadium detected at 1.24ug/L. The vanadium results	DoD QSM Tables F-8 and F-7

Ravenna, OH Data Review Checklist

Project Number: 030174.0016
Sample Event: July 2012
Data Reviewer/Date: Angela Dragotta/ September 19, 2012

SDG: 240-13565-1 R0
Analysis: SW846 6010/6020/7470A

Review Questions:	Yes	No	N/A	Comments	Qual/Criteria
				for samples FWGLL12mw-187c-0104-GF and FWGDA2mw-115-0076-GF were qualified, "U". ICPMS The ICB analyzed 8/7/12 had thallium detected at 0.383ug/L. The thallium results for samples FWGDETmw-003c-0077-GF, FWGLL12mw-187c-0104-GF and FWGDETmw-004c-0078-GF were qualified, "U".	< 5x = U
Sample Analysis					
9. Was a MRL Level Verification performed at the beginning of the daily sequence and end of the analytical sequence bracketing samples? Were results 70-130%?		X		ICP-The closing MRL analyzed 8/8/12 @ 0115 recovered above control limits of 70-130% for chromium at 155%. The chromium results for samples FWGLL10mw-003c-0097-GF, FWGDA2mw-115-0076-GF, FWGDA2mw-Dup3-0141-GF, FWGDA2mw-114-0075-GF, FWGDA2mw-108c-0074-GF, FWGDETmw-003c-0077-GF, FWGLL12mw-187c-0104-GF, FWGLL12mw-246c-0107-GF, FWGEQUIPRinse4-107-GW and FWGDETmw-004c-0078-GF were qualified as estimated, "J". The closing MRL analyzed 8/10/12 @ 2038 recovered above control limits of 70-130% for chromium at 476%. No qualifications were made as there were no reported chromium results were bracketed by this MRL.	LS to the DoD QSM DoD QSM Table G-18 >130%=J; 70-80%=J/UJ; <70%=J/UJ <65%=R, unless DL check with detected results
10. Were CCVs analyzed every 10 samples and at the end of the analytical sequence with results 90-110% of the true value?		X		ICPMS-The CCV analyzed 8/7/12 at 2106 had antimony recover above control limits of 90-110% at 112 % and cadmium at 111% and the CCV analyzed 8/7/12 @ 2148 had antimony recover above limits at 111%. The cadmium results for samples FWGDETmw-003c-0077-GF, FWGLL12mw-187c-0104-GF and FWGDETmw-004c-0078-GF were qualified, "J". No qualification was required for the antimony outlier CCV as there were no detected antimony concentrations associated with the bracketed field samples.	DoD QSM Tables F-8 and F-7 >110%=J, <85%=J/R 90-85%=J/UJ;
11. Were the CCBs run every 10 samples and at the end of the analytical sequence? Were results <1/2 the MRL?		X		ICP The CCBs analyzed 8/13/12 had nickel detected at 2.22ug/L and selenium at 5.15ug/L. No qualifications were made as there were no field samples bracketed by these CCBs. The CCBs analyzed 8/7/12 had vanadium detected at 2.57ug/L, nickel at 2.8ug/L and chromium from 2.25ug/L to 4.32ug/L. The chromium results for samples FWGLL10mw-003c-0097-GF, FWGDA2mw-115-0076-GF, FWGDA2mw-Dup3-0141-GF, FWGDA2mw-114-0075-GF, FWGDA2mw-108c-0074-GF, FWGDETmw-003c-0077-GF, FWGLL12mw-187c-0104-GF, FWGLL12mw-246c-0107-GF, FWGEQUIPRinse4-107-GW and FWGDETmw-004c-0078-GF were qualified, "U". The nickel results for samples FWGDA2mw-115-0076-GF, FWGDA2mw-Dup3-0141-GF, FWGDA2mw-114-0075-GF, FWGDA2mw-108c-0074-GF and FWGEQUIPRinse4-107-GW were qualified, "U". No qualifications were made to the vanadium data as there were no reported vanadium results reported for the bracketed field samples <5x contamination.	DoD QSM Tables F-8 and F-7 <5x = U

Ravenna, OH Data Review Checklist

Project Number: 030174.0016
Sample Event: July 2012
Data Reviewer/Date: Angela Dragotta/ September 19, 2012

SDG: 240-13565-1 R0
Analysis: SW846 6010/6020/7470A

Review Questions:	Yes	No	N/A	Comments	Qual/Criteria
				ICPMS The CCBs analyzed 8/7/12 had thallium detected from 0.333 ug/L to 0.479ug/L, cadmium at 0.040ug/L to 0.077ug/L and beryllium from 0.034ug/L to 0.053ug/L. The thallium and cadmium results for samples FWGDETmw-003c-0077-GF, FWGLL12mw-187c-0104-GF and FWGDETmw-004c-0078-GF were qualified, "U". Beryllium was not detected in the bracketed field samples so no qualifications were made.	
12. Was an Interelement Check Standard run at the beginning of the analytical sequence and every 12 hours with the ICS recovery within 80 to 120% of true value for each element of interest (ICP and ICPMS only)?	X				DoD QSM Tables F-8 and F-7 >120%=J; 50-79%=J/UJ; <50%=Pj/R
13. Was a method blank prepared and analyzed with each batch?	X				DoD QSM Tables F-8 and F-7
14. Were target analytes <1/2 the MRL in the method blank?		X		Checked by ADR. ICP-The method blank from batch 240-52458 had chromium detected at 1.65ug/L. The chromium results for samples FWGLL10mw-003c-0097-GF, FWGDA2mw-115-0076-GF, FWGDA2mw-Dup3-0141-GF, FWGDA2mw-114-0075-GF, FWGDA2mw-108c-0074-GF, FWGDETmw-003c-0077-GF, FWGLL12mw-187c-0104-GF, FWGLL12mw-246c-0107-GF, FWGEQUIPRinse4-107-GW and FWGDETmw-004c-0078-GF were qualified, "B". ICPMS-The method blank from batch 240-52458 had thallium detected at 0.321ug/L. The thallium results for samples FWGDETmw-003c-0077-GF, FWGLL12mw-187c-0104-GF, and FWGDETmw-004c-0078-GF were qualified, "B".	DoD QSM Tables F-8 and F-7 <5x = B
15. Was a field blank collected and analyzed?	X				
16. Were target analytes reported in the field blank analyses >1/2 the MRL?		X		ADR checked section. FWGEQUIPRinse4-0157-GW had chromium detected at 3ug/L and nickel at 2.4ug/L. The chromium results for samples FWGLL10mw-003c-0097-GF, FWGDA2mw-115-0076-GF, FWGDA2mw-Dup3-0141-GF, FWGDA2mw-114-0075-GF, FWGDA2mw-108c-0074-GF, FWGDETmw-003c-0077-GF, FWGLL12mw-187c-0104-GF, FWGLL12mw-246c-0107-GF and FWGDETmw-004c-0078-GF were qualified, "B". The nickel results for samples FWGDA2mw-115-0076-GF, FWGDA2mw-Dup3-0141-GF, FWGDA2mw-114-0075-GF, FWGDA2mw-108c-0074-GF, FWGDETmw-004c-0078-GF and FWGLL12mw-246c-0107-GF were qualified, "B".	DoD QSM Tables F-8 and F-7
17. Was a LCS prepared and analyzed with each batch?	X				DoD QSM Tables F-8 and F-7

Ravenna, OH Data Review Checklist

Project Number: 030174.0016
Sample Event: July 2012
Data Reviewer/Date: Angela Dragotta/ September 19, 2012

SDG: 240-13565-1 R0
Analysis: SW846 6010/6020/7470A

Review Questions:	Yes	No	N/A	Comments	Qual/Criteria
18. Were the LCS recoveries within limits specified in LCG Appendix C?	X			Checked by ADR.	DoD QSM Tables G-18, F-8 and F-7 >120%=J; 70-79%=J/UJ; <70%=J/R
19. Was a matrix spike (MS) and lab duplicate sample prepared with each batch?	X				DoD QSM Tables F-8 and F-7
20. Was the MS and Lab Duplicate parent a Ravenna sample?	X				
21. Were the MS recoveries within 80-120%?	X				DoD QSM Tables G-18, F-8 and F-7 >120%=J; 70-79%=J/UJ; <70%=J/R All samples in batch
22. Was the lab sample duplicate RPD ≤ 20%?		X		The lab duplicate analyzed on FWGDETmw-003c-0077-GF recovered above control limits of 20% for chromium at 56%. The chromium results for samples FWGLL10mw-003c-0097-GF, FWGDA2mw-115-0076-GF, FWGDA2mw-Dup3-0141-GF, FWGDA2mw-114-0075-GF, FWGDA2mw-108c-0074-GF, FWGDETmw-003c-0077-GF, FWGLL12mw-187c-0104-GF, FWGLL12mw-246c-0107-GF, FWGEQUIPRinse4-107-GW and FWGDETmw-004c-0078-GF were qualified as estimated, "J".	DoD QSM Tables F-8 and F-7 >20% = J All samples in batch
23. Was a serial dilution performed, with the five fold dilution within ± 10% of the original result?	X				DoD QSM Tables F-8 and F-7 >20% = J All samples in batch
24. Was a Post Digestion Spike analyzed as needed? Were results within 75-125%?		X		The post spike analyzed on sample FWGDETmw-003c-0077-GF recovered above control limits at 75-125% for manganese at 135%. The manganese results for samples FWGLL12mw-242c-0105-GF, FWGDA2mw-115-0076-GF, FWGDA2mw-Dup3-0141-GF, FWGDA2mw-114-0075-GF, FWGDA2mw-108c-0074-GF, FWGDETmw-003c-0077-GF, FWGLL12mw-187c-0104-GF, FWGLL12mw-246c-0107-GF and FWGDETmw-004c-0078-GF were qualified as estimated, "J"	LCG Table 7 >125%=J; 30-75%=J/UJ; <30%=R

Ravenna, OH Data Review Checklist

Project Number: 030174.0016
Sample Event: July 2012
Data Reviewer/Date: Angela Dragotta/ September 19, 2012

SDG: 240-13565-1 R0
Analysis: SW846 6010/6020/7470A

Review Questions:	Yes	No	N/A	Comments	Qual/Criteria
25. Was a field duplicate analyzed? Were the RPDs ± 50% for sample results detected above the LOD?		X		Checked by ADR. ICP-The field duplicate FWGDA2mw-Dup3-0141-GF was collected and analyzed for FWGDA2mw-115-0076-GF. The field duplicate RPD was above control limits of 30% for arsenic and vanadium at 200%. The arsenic and vanadium results for sample FWGDA2mw-115-0076-GF were qualified as estimated, "J/UJ". ICPMS-The field duplicate FWGDA2mw-Dup3-0141-GF was collected and analyzed for FWGDA2mw-115-0076-GF. The field duplicate RPD was above control limits of 30% for aluminum at 48% and antimony at 200%. The aluminum and antimony results for sample FWGDA2mw-115-0076-GF were qualified as estimated, "J".	QAPP Table 3-2 >30% = J parent sample only
26. Were internal standards added to all ICPMS samples with intensity within 30-120% of the intensity of the ICAL internal standard?	X				DoD QSM Table F-8 >120%=J/R <20%=J

References:

- *DoD Quality Systems Manual (QSM), version 4.1, October 2010*
- *Louisville DoD Quality Systems Manual Supplement (LS), Version 1 March 2007*
- *Final Facility Wide Groundwater Monitoring Program, RVAAP-66 Facility Wide Groundwater Quality Assurance Project Plan (QAPP) Addendum for the Ravenna Army Ammunition Plant, Ravenna, OH, Environmental Quality Management, January 2012*
- *Final Facility Wide Quality Assurance Project Plan for Environmental Investigations Groundwater for the Ravenna Army Ammunition Plant, Ravenna, OH, SAIC, February 2011*

Ravenna, OH Data Review Checklist

Project Number: 030174.0016
Sample Event: July 2012
Data Reviewer/Date: Angela Dragotta/ September 19, 2012

SDG: 240-13565
Analysis: SW846 9012

Review Questions:	Yes	No	N/A	Comments	QUAL/Criteria
1. Did Chain-of-Custody information agree with laboratory report?	X				
2. Were samples preserved properly and received in good condition?	X				QAPP Table 5-1, NELAC
3. Were holding times met?	X				QAPP Table *5-1* J/UJ/R
4. Were sample storage requirements met?	X				QAPP Table *5-1*
5. Were all QAPP-specified target analytes reported?	X				QAPP Table 4-1
6. Does the initial calibration curve consist of at least 6 standards and one blank, with the correlation coefficient R $\geq$ 0.995? ?	X				*DoD QSM Table F-10* R
7. Were a high and low standard distilled and analyzed with results within $\pm$ 15%?	X				*DoD QSM Table F-10* R
8. Was an LOD Verification performed at least once per quarter with all target analytes detected?	X			5/28/12	LCG Table 10 R
9. Was a MRL Level Verification performed at the beginning of every and end of the daily sequence? Were results within 70-130%?	X				LCG Table 10, LS >130%=J; 65-70%=J/UJ; <65%=J/R
10. Was a second source verification (ICV) analyzed after the ICAL and all analytes 85-115%?	X				*DoD QSM Table F-10* >115%=J; 80-85%=J/UJ; <80%=J/R
11. Was a method blank prepared and analyzed with each batch?	X				*DoD QSM Table F-10*
12. Were target analytes detected in the method blank >1/2 the MRL?		X		Checked by ADR.	*DoD QSM Table F-10* <5x=B
13. Was a field blank collected and analyzed?	X				
14. Were target analytes in the field blank analyses <1/2 the MRL?	X				*DoD QSM Table F-10* <5x=B
15. Was a field duplicate analyzed? Were the RPDs $\leq$20%?	X			Checked by ADR.	>30% = J
16. Was an LCS prepared and analyzed with each batch?	X				DoD QSM Table F-10

Ravenna, OH Data Review Checklist

Project Number: 030174.0016
Sample Event: July 2012
Data Reviewer/Date: Angela Dragotta/ September 19, 2012

SDG: 240-13565
Analysis: SW846 9012

Review Questions:	Yes	No	N/A	Comments	QUAL/Criteria
17. Were the LCS recoveries 80-118%?	X			Checked by ADR.	*DoD QSM Table F-10* Lab Limits >118%=J; 50-79%=J/UJ; <50%=R
18. Was a MS and duplicate (sample or matrix) prepared once per every 10 samples?	X				DoD QSM Table F-10
19. Was the MS parent a Ravenna sample?	X				
20. Were matrix spike recoveries 42-140%?	X			Checked by ADR.	DoD QSM Table F-10 >140%=J; <42%=J/UJ/R

References:
DoD Quality Systems Manual (QSM), version 4.1, October 2010

Louisville DoD Quality Systems Manual Supplement (LS), Version 1 March 2007

Final Facility Wide Groundwater Monitoring Program, RVAAP-66 Facility Wide Groundwater Quality Assurance Project Plan (QAPP) Addendum for the Ravenna Army Ammunition Plant, Ravenna, OH, Environmental Quality Management, January 2012

Final Facility Wide Quality Assurance Project Plan for Environmental Investigations Groundwater for the Ravenna Army Ammunition Plant, Ravenna, OH, SAIC, February 2011
Additional Comments:

Ravenna, OH Data Review Checklist

Project Number: 030174.0016
Sample Event: July 2012
Data Reviewer/Date: Angela Dragotta/September 19, 2012

SDG: 240-13565 R0
Analysis: SW846 8330 Explosives

Review Questions:	Yes	No	N/A	Comments	QUAL/Criteria
1. Did Chain-of-Custody information agree with laboratory report?	X				
2. Were samples preserved properly and received in good condition?	X				QAPP Table 5-1
3. Were holding times met?	X				QAPP Table 5-1 J/UJ/R
4. Were sample storage requirements met?	X				QAPP Table 5-1
5. Were all QAPP-specified target analytes reported?	X				QAPP Table 4-3
6. Was a LOD Verification analyzed once per quarter with all target analytes detected?	X			LC10 7/28/12 @ 1225 LC12 7/31/12	DoD QSM Table F-3 R
7.Calibration					
7a. Does the initial calibration curve consist of 5 concentration levels? (6 stds for quadratic curves)	X			LC10 4/19/12 LC12 6/11/12, 2-nitrotoluene coelutes with 4-nitrotoluene column used for confirmation only	DoD QSM Table F-3 R
7b. Did all target analytes using avg response have an RSD ≤ 15% ?	X				
7c. If a linear regression curve was used, was the correlation coefficient r≥0.995? (0.990 for Quadratic curve).			X		
8. Was a second source verification (ICV) analyzed after the ICAL and all analytes 80-120%?	X			LC10 4/19/12 0910 LC12 6/12/12 @1252	DoD QSM Table F-3 >120%=J; <80%= J/UJ;
Sample Analysis					
9. Was a CCV run at the beginning of the analytical sequence, every 10 samples and at the end of the analytical run with targets and surrogates recovering 80-120% of the true value?	X				DoD QSM Table F-3 J/UJ
10. Was a MRL Level verification run at the beginning and end of every daily sequence or every 12 hours? Was the %D < 30%?		X		LC10- 8/3/12 @ 0949 MRL recovered above control limits of 70-130% for 3-nitrotoluene at 133%. 8/5/12 @ 0943 MRL recovered above control limits of 70-130% for RDX at 135%, 2,6-dinitrotolune at 131% and 4-nitrotoluene at 132%. The RDX result for sample FWGDETmw-004c-0078-GW was qualified as estimated, "J".	LCG Table 5 >30%=J

Ravenna, OH Data Review Checklist

Project Number: 030174.0016
Sample Event: July 2012
Data Reviewer/Date: Angela Dragotta/September 19, 2012

SDG: 240-13565 R0
Analysis: SW846 8330 Explosives

Review Questions:	Yes	No	N/A	Comments	QUAL/Criteria
11. Was a method blank prepared and analyzed with each batch?	X				DoD QSM Table F-3
12. Were target analytes detected in the method blank <1/2 the MRL?		X		Checked by ADR.	DoD QSM Table F-3 <5x = B
13. Was a field blank collected and analyzed?	X				
14. Were target analytes detected in the field blank analyses > ½ the MRL?		X		Checked by ADR	DoD QSM Table F-3 <5x=B
15. Was a field duplicate analyzed? Were the RPDs ≤30%?		X		The field duplicate FWGDA2mw-Dup3-0141-GW was collected and analyzed for FWGDA2mw-115-0076-GW. The field duplicate RPD was above control limits of 30% for RDX at 200%. The RDX result for sample FWGDA2mw-115-0076-GW was qualified as estimated, "J".	RPD >30=J
16. Were all positive results confirmed with a second column confirmation? Were the RPDs ≤ 40%?		X		The confirmation column analysis RPD for RDX on sample FWGDA2mw-115-0076-GWwas above control limits of 40% at 155%. The RDX result for sample FWGDA2mw-115-0076-GW was qualified as estimated, "J".	DoD QSM Table F-3 RPD>40%=J
17. Was an LCS prepared and analyzed with each batch?	X				DoD QSM Table F-3
18. Were the LCS recoveries within limits specified in table G-12 of the DoD QSM?	X			Checked by ADR. The nitroglycerin LCS from batch 2214028 recovered above control limits of 85-115% at 117%. No qualifications were made as there were no detected nitroglycerin results associated with the field samples extracted in this batch.	DoD QSM Table F-3 <UL=J; 30-LL=J/UJ; <30%=J/R
19.Was a MS/MSD or MS and sample duplicate prepared with each batch?			X	Not enough volume for matrix spike analysis.	DoD QSM Table F-3
20. Were MS/MSD recoveries within limits specified in table G-12 of the DoD QSM with an RPD ≤20%?			X		DoD QSM Table F-3 Pj
21. Were surrogate recoveries within laboratory limits (79-111%)?	X				QSM Tables F-2 >UL=J; <LL =J/UJ

References: DoD Quality Systems Manual (QSM), version 4.1, October 2010
Louisville DoD Quality Systems Manual Supplement (LS), Version 1 March 2007
Final Facility Wide Groundwater Monitoring Program, RVAAP-66 Facility Wide Groundwater Quality Assurance Project Plan (QAPP) Addendum for the Ravenna Army Ammunition Plant, Ravenna, OH, Environmental Quality Management, January 2012
Final Facility Wide Quality Assurance Project Plan for Environmental Investigations Groundwater for the Ravenna Army Ammunition Plant, Ravenna, OH, SAIC, February 2011

Ravenna, OH Data Review Checklist

Project Number: 030174.0016
Sample Event: July 2012
Data Reviewer/Date: Angela Dragotta/September 19, 2012

SDG: 240-13565
Analysis: SW846 8330M Nitroguanidine

Review Questions:	Yes	No	N/A	Comments	QUAL/Criteria
1. Did Chain-of-Custody information agree with laboratory report?	X				
2. Were samples preserved properly and received in good condition?	X				QAPP Table 5-1
3. Were holding times met?	X				QAPP Table 5-1 J/UJ/R
4. Were sample storage requirements met?	X				QAPP Table 5-1
5. Were all QAPP-specified target analytes reported?	X				QAPP Table 4-3
6. Was a LOD Verification analyzed once per quarter with all target analytes detected?	X			8/8/12 @ 1121	DoD QSM Table F-3 R
7.Calibration					
7a. Does the initial calibration curve consist of 5 concentration levels? (6 stds for quadratic curves)	X			PDA-1 7/9/12	DoD QSM Table F-3 R
7b. Did all target analytes using avg response have an RSD $\leq$ 15% ?	X				
7c. If a linear regression curve was used, was the correlation coefficient r$\geq$0.995? (0.990 for Quadratic curve).			X		
7d. Did reanalysis of the low level standard after calibration, recover within 15%?	X			7/9/12 @1803	
8. Was a second source verification (ICV) analyzed after the ICAL and all analytes 80-120%?	X			7/9/12 @ 1748	DoD QSM Table F-3 >120%=J; <80%= J/UJ;
Sample Analysis					
9. Was a CCV run at the beginning of the analytical sequence, every 10 samples and at the end of the analytical run with targets and surrogates recovering 80-120% of the true value?	X				DoD QSM Table F-3 J/UJ
10. Was a MRL Level verification run at the beginning and end of every daily sequence or every 12 hours? Was the %D < 30%?	X				LCG Table 5 >30%=J
11. Was a method blank prepared and analyzed with each batch?	X				DoD QSM Table F-3

Ravenna, OH Data Review Checklist

Project Number: 030174.0016
Sample Event: July 2012
Data Reviewer/Date: Angela Dragotta/September 19, 2012

SDG: 240-13565
Analysis: SW846 8330M Nitroguanidine

Review Questions:	Yes	No	N/A	Comments	QUAL/Criteria
12. Were target analytes detected in the method blank <1/2 the MRL?		X		Checked by ADR.	DoD QSM Table F-3 <5x = B
13. Was a field blank collected and analyzed?	X				
14. Were target analytes detected in the field blank analyses < ½ the MRL?		X		Checked by ADR.	DoD QSM Table F-3 <5x=B
15. Was a field duplicate analyzed? Were the RPDs ≤30%?	X				RPD >30=J
16. Were all positive results confirmed with a second column confirmation? Were the RPDs ≤ 40%?			X	No detected concentrations were reported.	DoD QSM Table F-3 RPD>40%=J
17. Was an LCS prepared and analyzed with each batch?	X				DoD QSM Table F-3
18. Were the LCS recoveries within laboratory limits of 79%-119%?	X			Checked by ADR.	DoD QSM Table F-3 <UL=J; 30-LL=J/UJ; <30%=J/R
19. Was a MS/MSD or MS and sample duplicate prepared with each batch?	X				DoD QSM Table F-3
20. Were MS/MSD recoveries within laboratory limits of 40%-150% with an RPD ≤20%?	X				DoD QSM Table F-3 Pj

References:
DoD Quality Systems Manual (QSM), version 4.1, October 2010

Louisville DoD Quality Systems Manual Supplement (LS), Version 1 March 2007

Final Facility Wide Groundwater Monitoring Program, RVAAP-66 Facility Wide Groundwater Quality Assurance Project Plan (QAPP) Addendum for the Ravenna Army Ammunition Plant, Ravenna, OH, Environmental Quality Management, January 2012

Final Facility Wide Quality Assurance Project Plan for Environmental Investigations Groundwater for the Ravenna Army Ammunition Plant, Ravenna, OH, SAIC, February 2011

Additional Comments:

Ravenna, OH Data Review Checklist

Project Number: 030174.0016
Sample Event: July 2012
Data Reviewer/Date: Angela Dragotta/ September 19, 2012

SDG: 240-13565
Analysis: TAL SOP WS-WC-0050

Review Questions:	Yes	No	N/A	Comments	Qualifier
1. Did Chain-of-Custody information agree with laboratory report?	X				
2. Were samples preserved properly and received in good condition?	X				QAPP Table 5-1, NELAC
3. Were holding times met?	X				QAPP Table 5-1 J/UJ/R
4. Were sample storage requirements met?	X				QAPP Table 5-1
5. Were all QAPP-specified target analytes reported?	X				QAPP Table 4-1
6. Does the initial calibration curve consist of 5 concentration levels with the low standard near but > MDL?	X				STL SOP Section 10.2 R
7. Was the correlation coefficient >0.995?	X				STL SOP Section 10.2
8. Was a MRL Level Verification run at the beginning and end of every daily sequence or every 12 hours? Was the %D <30%?	X				LCG Table 5 >30%=J
9. Was a second source verification (ICV) analyzed after the ICAL? Were all analytes 90-110%?	X				STL SOP Section 9.8, 10.3, LCG >110%=J; 90-85%=J/UJ; <85%=J/R
10. Was the ICB analyzed after the ICV with results <1/2 the MRL?	X				STL SOP Section 9.8, LCG ,< 5x = U
11. Was a CCV run every 10 samples and at the end of the analytical run?	X				STL SOP Section 10.4
12. Was the ICV and CCV a mid-level standard from the initial calibration curve?	X				STL SOP Section 10.3.1
13. Were all CCV calibration analytes within 90-110%?	X				STL SOP Section 10.4, >110%=J; 85-90%=J/UJ; <85%=J/R
14. Was the ICB analyzed after the ICV with results <1/2 the MRL?	X				STL SOP Section 10.4, QSM, < 5x = U

Ravenna, OH Data Review Checklist

Project Number: 030174.0016
Sample Event: July 2012
Data Reviewer/Date: Angela Dragotta/ September 19, 2012

SDG: 240-13565
Analysis: TAL SOP WS-WC-0050

Review Questions:	Yes	No	N/A	Comments	Qualifier
15. Was the Nitrocellulose assay available and/or analyzed to be within 10%?	X				STL SOP Section 7.14.1, R
16. Was a method blank prepared and analyzed with each batch?	X				
17. Were target analytes detected in the method blank <1/2 the MRL?		X		ADR checked section.	STL SOP Section 9.4, LCG, *<5x=B*
18. Was a field blank collected and analyzed?	X				
19. Were target analytes detected in the field blank analyses <1/2 the MRL?		X			<5x=B
20. Was a field duplicate analyzed? Were the RPDs ≤30%?	X			ADR checked section.	QAPP Table 3-2 RPD > 30% = J
21. Was an LCS prepared and analyzed with each batch? Was the LCS recovery within lab's in-house limits% (26-144%)?	X				>UL%=J; 50-LL%=J/UJ; <50%=J/R
22. Was a MS/MSD pair prepared with each batch?	X				
23. Was the MS/MSD parent a Ravenna sample?	X				
24. Were MS/MSD recoveries 26-144% and RPD ≤20?	X			ADR checked section.	Method EPA 353.2 Section 9.4.2 >UL%=J; <LL%=J/UJ; RPD>20%=J/UJ

References:

STL SOP SAC-WC-0050 "Preparation and Analysis of Nitrocellulose in Aqueous and Soil/Sediment Samples by Colorimetric Autoanalyzer", Jan 2007, rev. 2.0

DoD Quality Systems Manual (QSM), version 4.1, October 2010

Louisville DoD Quality Systems Manual Supplement (LS), Version 1 March 2007

Final Facility Wide Groundwater Monitoring Program, RVAAP-66 Facility Wide Groundwater Quality Assurance Project Plan (QAPP) Addendum for the Ravenna Army Ammunition Plant, Ravenna, OH, Environmental Quality Management, January 2012

Final Facility Wide Quality Assurance Project Plan for Environmental Investigations Groundwater for the Ravenna Army Ammunition Plant, Ravenna, OH, SAIC, February 2011

Additional Comments:

Ravenna, OH Data Review Checklist

Project Number: 030174.0016 **SDG:** 240-13565
Sample Event: July 2012 **Analysis:** EPA 353.2
Data Reviewer/Date: Angela Dragotta/ September 19, 2012

Review Questions:	Yes	No	N/A	Comments	Qual/Crtieria
1. Did Chain-of-Custody information agree with laboratory report?	X				
2. Were samples preserved properly and received in good condition?	X				*QAPP Table 5-1, NELAC*
3. Were holding times met?	X				QAPP Table *5-1* J/UJ/R
4. Were sample storage requirements met?	X				QAPP Table *5-1*
5. Were all QAPP-specified target analytes reported?	X				QAPP Table 4-1
6. Was the Linear Calibration Range verified using 3 standards and 1 blank?	X				Method EPA 353.2 Section 9.2.2, *J*
7. Were the calibration standards verified by preparation and analysis of a Quality Control Sample? Were results within 10% of the stated values?	X				Method EPA 353.2 Section 9.2.3 Pj
8. Was an Instrument Performance Check Solution (CCV) analyzed immediately following daily calibration, after every 10th sample, and at the end of the analytical sequence?	X				Method EPA 353.2 Section 9.3.4
9. Was the CCV a mid-level standard from the initial calibration curve, with recovery 90-110%?	X				Method EPA 353.2 Section 9.3.4 >110%=J; <85%=J/R 85-90%=J/UJ;
10. Was an MRL check standard analyzed at the beginning and end of each analytical run, with recoveries 70-130%	X				LCG >130%=J; <70%=J/UJ;
11. Was a method blank and a calibration blank prepared and analyzed with each batch?	X				Method EPA 353.2 Section 9.3.1, 9.3.4
12. Were target analytes detected in the method blank or calibration blank >1/2 the MRL?		X		ADR checked section;	<5x = B
13. Was a field blank (trip or equipment) collected and analyzed?	X				
14. Were target analytes detected in the field blank analyses (trip or equipment) >1/2 the MRL?	X			ADR checked section; FWGEQUIPRINSE4-0157-GW had nitrate-nitrite detected at 0.0053mg/L. Sample FWGLL12mw-246c-0107-GW was qualified, "B".	<5x=B
15. Was a field duplicate analyzed? Were the RPDs acceptable?	X				
16. Was an LCS prepared and analyzed with each batch? Was the LCS recovery within 90-110%?	X				Method EPA 353.2 Section 9.3.3 J/UJ; <50%= R

Ravenna, OH Data Review Checklist

Project Number: 030174.0016 **SDG:** 240-13565
Sample Event: July 2012 **Analysis:** EPA 353.2
Data Reviewer/Date: Angela Dragotta/ September 19, 2012

Review Questions:	Yes	No	N/A	Comments	Qual/Crtieria
17. Was a MS/MSD pair prepared with each batch?	X				*Method EPA 353.2 Section 9.4.1*
18. Was the MS/MSD parent sample a Ravenna sample?		X		Sample FWGSCFmw-002-0130-GW was the parent sample used for matrix spike analysis.	
19. Were MS/MSD recoveries and RPD within acceptance criteria?		X		ADR checked section; The MS and MSD analyzed on sample FWGSCFmw-002-0130-GW recovered below limits of 90-120% at 81% and 81%. The nitrate –nitrite results for samples FWGLL12mw-187c-0104-GW, FWGLL12mw-242c-0105-GW, FWGLL12mw-246c-0107-GW and FWGEQUIPRinse4-0157-GW were qualified as estimated, "J/UJ".	*Method EPA 353.2 Section 9.4.2 Pj*

References:

DoD Quality Systems Manual (QSM), version 4.1, October 2010

Louisville DoD Quality Systems Manual Supplement (LS), Version 1 March 2007

Final Facility Wide Groundwater Monitoring Program, RVAAP-66 Facility Wide Groundwater Quality Assurance Project Plan (QAPP) Addendum for the Ravenna Army Ammunition Plant, Ravenna, OH, Environmental Quality Management, January 2012

Final Facility Wide Quality Assurance Project Plan for Environmental Investigations Groundwater for the Ravenna Army Ammunition Plant, Ravenna, OH, SAIC, February 2011

Additional Comments:

Appendix II

Overall Qualified Results

Analytical Method	Field Sample ID	Matrix	Sample Type	Analyte	RL	Lab Result	Unc / Error	Overall Qualifier	Units	Reason Code
SDG: 240-13565-1										
353.2	FWGEQUIPRINSE4-0157-GW	AQ	EB							
				Nitrate-Nitrite	0.012	0.0053J		J	mg/L	Ms, RI
353.2	FWGLL12MW-187C-0104-GW	AQ	N							
				Nitrate-Nitrite	12.0	1310Q		J	mg/L	Ms
353.2	FWGLL12MW-242C-0105-GW	AQ	N							
				Nitrate-Nitrite	0.012	0.036J		J	mg/L	Ms
353.2	FWGLL12MW-246C-0107-GW	AQ	N							
				Nitrate-Nitrite	0.012	0.014J		JB	mg/L	Eb, Ms
6010B	FWGDA2MW-108C-0074-GF	AQ	N							
				CHROMIUM	4.0	3.0J		JB	ug/L	Mb, Eb, Ld
				MANGANESE	5.0	290		J	ug/L	ProfJudg
				NICKEL	5.0	2.4J		UB	ug/L	Eb, Cb
6010B	FWGDA2MW-114-0075-GF	AQ	N							
				CHROMIUM	4.0	3.5J		UJB	ug/L	Mb, Eb, Ld
				MANGANESE	5.0	78		J	ug/L	ProfJudg
				NICKEL	5.0	2.8J		UB	ug/L	Eb, Cb
6010B	FWGDA2MW-115-0076-GF	AQ	N							
				ARSENIC	10	10U		UJ	ug/L	Fd
				CHROMIUM	4.0	2.6J		UJB	ug/L	Mb, Eb, Ld
				MANGANESE	5.0	92		J	ug/L	ProfJudg
				NICKEL	5.0	2.5J		UB	ug/L	Eb, Cb
				VANADIUM	4.0	1.7J		UJ	ug/L	Fd, Cb

N = Normal Sample *TB = Trip Blank*
FD = Field Duplicate *FB = Field Blank*

Overall Qualified Results

Analytical Method	Field Sample ID	Matrix	Sample Type	Analyte	RL	Lab Result	Unc / Error	Overall Qualifier	Units	Reason Code
SDG: 240-13565-1										
6010B	FWGDA2MW-DUP3-0141-GF	AQ	FD							
				ARSENIC	10	4.7J		J	ug/L	RI
				CHROMIUM	4.0	2.6J		UJB	ug/L	Mb, Eb, Ld
				MANGANESE	5.0	92		J	ug/L	ProfJudg
				NICKEL	5.0	2.5J		UB	ug/L	Eb, Cb
6010B	FWGDETMW-003C-0077-GF	AQ	N							
				ARSENIC	10	9.8J		J	ug/L	RI
				CHROMIUM	4.0	3.2J		UJB	ug/L	Mb, Eb, Ld
				MANGANESE	5.0	230		J	ug/L	ProfJudg
6010B	FWGDETMW-004C-0078-GF	AQ	N							
				CHROMIUM	4.0	2.6J		UJB	ug/L	Mb, Eb, Ld
				MANGANESE	5.0	4.7J		J	ug/L	RI, ProfJu
				NICKEL	5.0	2.5J		U	ug/L	Eb
6010B	FWGEQUIPRINSE4-0157-GW	AQ	EB							
				CHROMIUM	4.0	3.0J		UJB	ug/L	Mb, Ld, Cb
				NICKEL	5.0	2.4J		U	ug/L	Cb
6010B	FWGLL10MW-003C-0097-GF	AQ	N							
				CHROMIUM	4.0	1.6J		UJB	ug/L	Mb, Eb, Ld
				Potassium	900	700J		J	ug/L	RI
6010B	FWGLL12MW-187C-0104-GF	AQ	N							
				ARSENIC	10	4.8J		J	ug/L	RI
				CHROMIUM	4.0	3.4J		UJB	ug/L	Mb, Eb, Ld
				COPPER	20	12J		J	ug/L	RI
				MANGANESE	5.0	2000		J	ug/L	ProfJudg
				VANADIUM	4.0	2.1J		J	ug/L	RI

N = Normal Sample *TB = Trip Blank*
FD = Field Duplicate *FB = Field Blank*

Overall Qualified Results

Analytical Method	Field Sample ID	Matrix	Sample Type	Analyte	RL	Lab Result	Unc / Error	Overall Qualifier	Units	Reason Code
SDG: 240-13565-1										
6010B	FWGLL12MW-246C-0107-GF	AQ	N							
				CHROMIUM	4.0	2.9J		UJB	ug/L	Mb, Eb, Ld
				MANGANESE	5.0	64		J	ug/L	ProfJudg
				NICKEL	5.0	3.3J		B	ug/L	Eb
6020	FWGDA2MW-115-0076-GF	AQ	N							
				ALUMINUM	60	22J		J	ug/L	Fd, RI
				ANTIMONY	0.50	0.23J Q		J	ug/L	Fd, RI
6020	FWGDA2MW-DUP3-0141-GF	AQ	FD							
				ALUMINUM	60	36J		J	ug/L	RI
6020	FWGDETMW-003C-0077-GF	AQ	N							
				CADMIUM	0.070	0.080J Q		UJ	ug/L	Cb, Ccv
				THALLIUM	1.0	0.66J		U	ug/L	Mb, Cb
6020	FWGDETMW-004C-0078-GF	AQ	N							
				CADMIUM	0.070	0.064J Q		UJ	ug/L	Cb, Ccv
				THALLIUM	1.0	0.40J		UB	ug/L	Mb, Cb
				ZINC	20	18J		J	ug/L	RI
6020	FWGLL10MW-003C-0097-GF	AQ	N							
				ANTIMONY	0.50	0.28J Q		J	ug/L	RI
6020	FWGLL12MW-187C-0104-GF	AQ	N							
				CADMIUM	0.070	0.073J Q		UJ	ug/L	Cb, Ccv
				THALLIUM	1.0	0.77J		UB	ug/L	Mb, Cb
6020	FWGLL12MW-242C-0105-GF	AQ	N							
				ALUMINUM	60	30J		J	ug/L	RI
7470A	FWGDA2MW-114-0075-GF	AQ	N							
				MERCURY	0.20	0.14J		J	ug/L	RI

N = Normal Sample *TB = Trip Blank*
FD = Field Duplicate *FB = Field Blank*

Overall Qualified Results

Analytical Method	Field Sample ID	Matrix	Sample Type	Analyte	RL	Lab Result	Unc / Error	Overall Qualifier	Units	Reason Code
SDG: 240-13565-1										
8081A	FWGLL12MW-242C-0105-GWRE	AQ	N							
				4,4'-DDD	0.0095	0.0095U H		UJ	ug/L	StoE, Prof
				4,4'-DDE	0.0095	0.0095U H		UJ	ug/L	StoE
				4,4'-DDT	0.029	0.029U H		UJ	ug/L	StoE
				ALDRIN	0.0095	0.0095U H		UJ	ug/L	StoE
				ALPHA-BHC	0.0095	0.0095U H		UJ	ug/L	StoE
				ALPHA-CHLORDANE	0.013	0.013U H		UJ	ug/L	StoE
				BETA-BHC	0.0095	0.0095U H		UJ	ug/L	StoE
				DELTA-BHC	0.0095	0.0095U H		UJ	ug/L	StoE
				DIELDRIN	0.0095	0.0095U H		UJ	ug/L	StoE
				ENDOSULFAN I	0.012	0.012U H		UJ	ug/L	StoE
				ENDOSULFAN II	0.011	0.011U H		UJ	ug/L	StoE
				ENDOSULFAN SULFATE	0.010	0.010U H		UJ	ug/L	StoE
				ENDRIN	0.010	0.010U H		UJ	ug/L	StoE
				ENDRIN ALDEHYDE	0.010	0.010U H		UJ	ug/L	StoE
				ENDRIN KETONE	0.0095	0.0095U H		UJ	ug/L	StoE
				gamma-BHC (Lindane)	0.0095	0.0095U H		UJ	ug/L	StoE
				GAMMA-CHLORDANE	0.011	0.011U H		UJ	ug/L	StoE
				HEPTACHLOR	0.0095	0.0095U H		UJ	ug/L	StoE
				HEPTACHLOR EPOXIDE	0.0095	0.0095U H		UJ	ug/L	StoE
				METHOXYCHLOR	0.030	0.030U H		UJ	ug/L	StoE
				TOXAPHENE	0.48	0.48U H		UJ	ug/L	StoE

N = Normal Sample *TB = Trip Blank*
FD = Field Duplicate *FB = Field Blank*

Overall Qualified Results

Analytical Method	Field Sample ID	Matrix	Sample Type	Analyte	RL	Lab Result	Unc / Error	Overall Qualifier	Units	Reason Code
SDG: 240-13565-1										
8082	FWGDA2MW-108C-0074-GW	AQ	N							
				AROCLOR 1016	0.19	0.19U H		UJ	ug/L	StoE
				AROCLOR 1221	0.19	0.19U H		UJ	ug/L	StoE
				AROCLOR 1232	0.19	0.19U H		UJ	ug/L	StoE
				AROCLOR 1242	0.38	0.38U H		UJ	ug/L	StoE
				AROCLOR 1248	0.19	0.19U H		UJ	ug/L	StoE
				AROCLOR 1254	0.19	0.19U H		UJ	ug/L	StoE
				AROCLOR 1260	0.19	0.19U H		UJ	ug/L	StoE
8082	FWGDETMW-004C-0078-GW	AQ	N							
				AROCLOR 1016	0.26	0.26U		UJ	ug/L	Surr
				AROCLOR 1221	0.26	0.26U		UJ	ug/L	Surr
				AROCLOR 1232	0.26	0.26U		UJ	ug/L	Surr
				AROCLOR 1242	0.53	0.53U		UJ	ug/L	Surr
				AROCLOR 1248	0.26	0.26U		UJ	ug/L	Surr
				AROCLOR 1254	0.26	0.26U		UJ	ug/L	Surr
				AROCLOR 1260	0.26	0.26U		UJ	ug/L	Surr
8082	FWGLL12MW-242C-0105-GW	AQ	N							
				AROCLOR 1016	0.19	0.19U		UJ	ug/L	Surr
				AROCLOR 1221	0.19	0.19U		UJ	ug/L	Surr
				AROCLOR 1232	0.19	0.19U		UJ	ug/L	Surr
				AROCLOR 1242	0.38	0.38U		UJ	ug/L	Surr
				AROCLOR 1248	0.19	0.19U		UJ	ug/L	Surr
				AROCLOR 1254	0.19	0.19U		UJ	ug/L	Surr
				AROCLOR 1260	0.19	0.19U		UJ	ug/L	Surr

N = Normal Sample *TB = Trip Blank*
FD = Field Duplicate *FB = Field Blank*

Overall Qualified Results

Analytical Method	Field Sample ID	Matrix	Sample Type	Analyte	RL	Lab Result	Unc / Error	Overall Qualifier	Units	Reason Code
SDG: 240-13565-1										
8082	FWGLL12MW-246C-0107-GW	AQ	N							
				AROCLOR 1016	0.19	0.19U H		UJ	ug/L	StoE
				AROCLOR 1221	0.19	0.19U H		UJ	ug/L	StoE
				AROCLOR 1232	0.19	0.19U H		UJ	ug/L	StoE
				AROCLOR 1242	0.38	0.38U H		UJ	ug/L	StoE
				AROCLOR 1248	0.19	0.19U H		UJ	ug/L	StoE
				AROCLOR 1254	0.19	0.19U H		UJ	ug/L	StoE
				AROCLOR 1260	0.19	0.19U H		UJ	ug/L	StoE
8260B	FWG FIELD TEAM4-TRIP	AQ	TB							
				ACETONE	1.1	11		JB	ug/L	Mb, Eb, C
				O-XYLENE	0.25	0.25U		UJ	ug/L	ProfJudg
8260B	FWGDA2MW-114-0075-GW	AQ	N							
				ACETONE	1.1	1.1U		J	ug/L	ProfJudg
8260B	FWGDA2MW-115-0076-GW	AQ	N							
				ACETONE	1.1	1.1U		UJ	ug/L	Fd, ProfJu
				CARBON DISULFIDE	0.25	0.26J		J	ug/L	Fd
8260B	FWGDA2MW-DUP3-0141-GW	AQ	FD							
				ACETONE	1.1	1.2J		JB	ug/L	Mb, Tb, Eb
				O-XYLENE	0.25	0.25U		UJ	ug/L	ProfJudg
8260B	FWGDETMW-003C-0077-GW	AQ	N							
				ACETONE	1.1	1.1U		J	ug/L	ProfJudg
8260B	FWGDETMW-004C-0078-GW	AQ	N							
				ACETONE	1.1	1.2J		JB	ug/L	Mb, Tb, Eb
				O-XYLENE	0.25	0.25U		UJ	ug/L	ProfJudg

N = Normal Sample *TB = Trip Blank*
FD = Field Duplicate *FB = Field Blank*

Overall Qualified Results

Analytical Method	Field Sample ID	Matrix	Sample Type	Analyte	RL	Lab Result	Unc / Error	Overall Qualifier	Units	Reason Code
SDG: 240-13565-1										
8260B	FWGEQUIPRINSE4-0157-GW	AQ	EB							
				ACETONE	1.1	10		JB	ug/L	Mb, Tb, Cc
				CHLOROFORM	0.25	0.20J		J	ug/L	RI
				O-XYLENE	0.25	0.25U		UJ	ug/L	ProfJudg
8260B	FWGLL10MW-003C-0097-GW	AQ	N							
				CHLOROFORM	0.25	0.25J		B	ug/L	Eb
				O-XYLENE	0.25	0.25U		UJ	ug/L	ProfJudg
8260B	FWGLL12MW-187C-0104-GW	AQ	N							
				O-XYLENE	0.25	0.25U		UJ	ug/L	ProfJudg
8260B	FWGLL12MW-242C-0105-GW	AQ	N							
				ACETONE	1.1	1.4J		JB	ug/L	Mb, Tb, Eb
				O-XYLENE	0.25	0.25U		UJ	ug/L	ProfJudg
8260B	FWGLL12MW-246C-0107-GW	AQ	N							
				ACETONE	1.1	1.1J		JB	ug/L	Mb, Tb, Eb
				O-XYLENE	0.25	0.25U		UJ	ug/L	ProfJudg
8260B	FWGTEAM1-TRIP	AQ	TB							
				ACETONE	1.1	10		JB	ug/L	Mb, Ccv
				METHYLENE CHLORIDE	0.50	0.43J		J	ug/L	RI, Ccv
				O-XYLENE	0.25	0.25U		UJ	ug/L	ProfJudg
8260B	FWGTEAM2 TRIP	AQ	TB							
				ACETONE	1.1	13		JB	ug/L	Mb, Ccv
				METHYLENE CHLORIDE	0.50	9.4		J	ug/L	Ccv
				O-XYLENE	0.25	0.25U		UJ	ug/L	ProfJudg
8260B	FWGTEAM3-TRIP	AQ	TB							
				ACETONE	1.1	2.7J		J	ug/L	Ccv
				METHYLENE CHLORIDE	0.50	0.90J		UJB	ug/L	Mb, Ccv, P

N = Normal Sample *TB = Trip Blank*
FD = Field Duplicate *FB = Field Blank*

Overall Qualified Results

Analytical Method	Field Sample ID	Matrix	Sample Type	Analyte	RL	Lab Result	Unc / Error	Overall Qualifier	Units	Reason Code
SDG: 240-13565-1										
8330	FWGDA2MW-115-0076-GW	AQ	N							
				Hexahydro-1,3,5-Trinitro-1,3,5-Triazine (RDX)	0.050	0.34PG		J	ug/L	Fd, ProfJu
8330	FWGDETMW-004C-0078-GW	AQ	N							
				Hexahydro-1,3,5-Trinitro-1,3,5-Triazine (RDX)	0.058	0.50		J	ug/L	ProfJudg

N = Normal Sample *TB = Trip Blank*
FD = Field Duplicate *FB = Field Blank*

Overall Qualified Results

Analytical Method	Field Sample ID	Matrix	Sample Type	Analyte	RL	Lab Result	Unc / Error	Overall Qualifier	Units	Reason Code
SDG: 240-13565-2										
8270C	FWGDA2MW-114-0075-GW	AQ	N							
				2,4-DINITROPHENOL	2.3	2.3U		UJ	ug/L	ProfJudg
				3,3'-DICHLOROBENZIDINE	0.76	0.76U		UJ	ug/L	lcv
				4-CHLOROANILINE	0.76	0.76U		UJ	ug/L	lcv
				4-NITROPHENOL	2.3	2.3U		UJ	ug/L	ProfJudg
				BENZO(A)PYRENE	0.095	0.095U		UJ	ug/L	lcv
				BENZO(B)FLUORANTHENE	0.095	0.095U		UJ	ug/L	lcv
8270C	FWGDA2MW-115-0076-GW	AQ	N							
				2,4-DINITROPHENOL	2.3	2.3U		UJ	ug/L	ProfJudg
				3,3'-DICHLOROBENZIDINE	0.76	0.76U		UJ	ug/L	lcv
				4-CHLOROANILINE	0.76	0.76U		UJ	ug/L	lcv
				4-NITROPHENOL	2.3	2.3U		UJ	ug/L	ProfJudg
				BENZO(A)PYRENE	0.095	0.095U		UJ	ug/L	lcv
				BENZO(B)FLUORANTHENE	0.095	0.095U		UJ	ug/L	lcv
				BIS(2-ETHYLHEXYL)PHTHALATE	0.76	1.6J		J	ug/L	Fd
8270C	FWGDA2MW-DUP3-0141-GW	AQ	FD							
				2,4-DINITROPHENOL	2.3	2.3U		UJ	ug/L	ProfJudg
				3,3'-DICHLOROBENZIDINE	0.76	0.76U		UJ	ug/L	lcv
				4-CHLOROANILINE	0.76	0.76U		UJ	ug/L	lcv
				4-NITROPHENOL	2.3	2.3U		UJ	ug/L	ProfJudg
				BENZO(A)PYRENE	0.095	0.095U		UJ	ug/L	lcv
				BENZO(B)FLUORANTHENE	0.095	0.095U		UJ	ug/L	lcv
8270C	FWGDETMW-003C-0077-GW	AQ	N							
				2,4-DINITROPHENOL	2.3	2.3U		UJ	ug/L	ProfJudg
				3,3'-DICHLOROBENZIDINE	0.76	0.76U		UJ	ug/L	lcv
				4-CHLOROANILINE	0.76	0.76U		UJ	ug/L	lcv
				4-NITROPHENOL	2.3	2.3U		UJ	ug/L	ProfJudg
				BENZO(A)PYRENE	0.095	0.095U		UJ	ug/L	lcv
				BENZO(B)FLUORANTHENE	0.095	0.095U		UJ	ug/L	lcv

N = Normal Sample *TB = Trip Blank*
FD = Field Duplicate *FB = Field Blank*

Overall Qualified Results

Analytical Method	Field Sample ID	Matrix	Sample Type	Analyte	RL	Lab Result	Unc / Error	Overall Qualifier	Units	Reason Code
SDG: 240-13565-2										
8270C	FWGDETMW-004C-0078-GW	AQ	N							
				1,2,4-TRICHLOROBENZENE	0.91	0.91U		UJ	ug/L	Surr
				1,2-DICHLOROBENZENE	0.91	0.91U		UJ	ug/L	Surr
				1,3-DICHLOROBENZENE	0.91	0.91U		UJ	ug/L	Surr
				1,4-DICHLOROBENZENE	0.91	0.91U		UJ	ug/L	Surr
				2,2'-OXYBIS (1-CHLOROPROPANE)	0.91	0.91U		UJ	ug/L	Surr
				2,4,5-TRICHLOROPHENOL	0.91	0.91U		UJ	ug/L	Surr
				2,4,6-TRICHLOROPHENOL	0.91	0.91U		UJ	ug/L	Surr
				2,4-DICHLOROPHENOL	0.91	0.91U		UJ	ug/L	Surr
				2,4-DIMETHYLPHENOL	0.91	0.91U		UJ	ug/L	Surr
				2,4-DINITROPHENOL	2.7	2.7U		UJ	ug/L	Surr, ProfJ
				2-CHLORONAPHTHALENE	0.11	0.11U		UJ	ug/L	Surr
				2-CHLOROPHENOL	0.91	0.91U		UJ	ug/L	Surr
				2-METHYLNAPHTHALENE	0.11	0.11U		UJ	ug/L	Surr
				2-METHYLPHENOL	0.91	0.91U		UJ	ug/L	Surr
				2-NITROANILINE	0.91	0.91U		UJ	ug/L	Surr
				2-NITROPHENOL	0.91	0.91U		UJ	ug/L	Surr
				3,3'-DICHLOROBENZIDINE	0.91	0.91U		UJ	ug/L	Surr, Icv
				3-methylphenol/4-methylphenol	0.91	0.91U		UJ	ug/L	Surr
				3-NITROANILINE	0.91	0.91U		UJ	ug/L	Surr
				4,6-DINITRO-2-METHYLPHENOL	2.7	2.7U		UJ	ug/L	Surr
				4-BROMOPHENYL-PHENYLETHER	0.91	0.91U		UJ	ug/L	Surr
				4-CHLORO-3-METHYLPHENOL	0.91	0.91U		UJ	ug/L	Surr
				4-CHLOROANILINE	0.91	0.91U		UJ	ug/L	Surr, Icv
				4-CHLOROPHENYL-PHENYLETHER	0.91	0.91U		UJ	ug/L	Surr
				4-NITROANILINE	0.91	0.91U		UJ	ug/L	Surr
				4-NITROPHENOL	2.7	2.7U		UJ	ug/L	Surr, ProfJ
				ACENAPHTHENE	0.11	0.11U		UJ	ug/L	Surr
				ACENAPHTHYLENE	0.11	0.11U		UJ	ug/L	Surr
				ANTHRACENE	0.11	0.11U		UJ	ug/L	Surr
				BENZO(A)ANTHRACENE	0.11	0.11U		UJ	ug/L	Surr
				BENZO(A)PYRENE	0.11	0.11U		UJ	ug/L	Surr, Icv

N = Normal Sample *TB = Trip Blank*
FD = Field Duplicate *FB = Field Blank*

Overall Qualified Results

Analytical Method	Field Sample ID	Matrix	Sample Type	Analyte	RL	Lab Result	Unc / Error	Overall Qualifier	Units	Reason Code
SDG: 240-13565-2										
				BENZO(B)FLUORANTHENE	0.11	0.11U		UJ	ug/L	Surr, Icv
				BENZO(G,H,I)PERYLENE	0.11	0.11U		UJ	ug/L	Surr
				BENZO(K)FLUORANTHENE	0.11	0.11U		UJ	ug/L	Surr
				BENZOIC ACID	11	11U		UJ	ug/L	Surr
				BENZYL ALCOHOL	0.91	0.91U		UJ	ug/L	Surr
				BIS(2-CHLOROETHOXY)METHANE	0.91	0.91U		UJ	ug/L	Surr
				Bis(2-chloroethyl)ether	0.11	0.11U		UJ	ug/L	Surr
				BIS(2-ETHYLHEXYL)PHTHALATE	0.91	0.97J		J	ug/L	Surr
				Butylbenzylphthalate	0.91	0.91U		UJ	ug/L	Surr
				CARBAZOLE	0.91	0.91U		UJ	ug/L	Surr
				CHRYSENE	0.11	0.11U		UJ	ug/L	Surr
				DIBENZ(A,H)ANTHRACENE	0.11	0.11U		UJ	ug/L	Surr
				DIBENZOFURAN	0.11	0.11U		UJ	ug/L	Surr
				Diethylphthalate	0.91	0.91U		UJ	ug/L	Surr
				Dimethylphthalate	0.91	0.91U		UJ	ug/L	Surr
				DI-N-BUTYL PHTHALATE	0.91	0.91U		UJ	ug/L	Surr
				DI-N-OCTYL PHTHALATE	0.91	0.91U		UJ	ug/L	Surr
				FLUORANTHENE	0.11	0.11U		UJ	ug/L	Surr
				FLUORENE	0.11	0.11U		UJ	ug/L	Surr
				HEXACHLOROBENZENE	0.11	0.11U		UJ	ug/L	Surr
				HEXACHLOROBUTADIENE	0.91	0.91U		UJ	ug/L	Surr
				HEXACHLOROCYCLOPENTADIENE	0.91	0.91U		UJ	ug/L	Surr
				HEXACHLOROETHANE	0.91	0.91U		UJ	ug/L	Surr
				INDENO(1,2,3-CD)PYRENE	0.11	0.11U		UJ	ug/L	Surr
				ISOPHORONE	0.91	0.91U		UJ	ug/L	Surr
				NAPHTHALENE	0.11	0.11U		UJ	ug/L	Surr
				N-NITROSO-DI-N-PROPYLAMINE	0.91	0.91U		UJ	ug/L	Surr
				N-NITROSODIPHENYLAMINE	0.91	0.91U		UJ	ug/L	Surr
				PENTACHLOROPHENOL	2.7	2.7U		UJ	ug/L	Surr
				PHENANTHRENE	0.11	0.11U		UJ	ug/L	Surr
				PHENOL	0.91	0.91U		UJ	ug/L	Surr
				PYRENE	0.11	0.11U		UJ	ug/L	Surr

N = Normal Sample *TB = Trip Blank*
FD = Field Duplicate *FB = Field Blank*

Overall Qualified Results

Analytical Method	Field Sample ID	Matrix	Sample Type	Analyte	RL	Lab Result	Unc / Error	Overall Qualifier	Units	Reason Code
SDG: 240-13565-2										
8270C	FWGEQUIPRINSE4-0157-GW	AQ	EB							
				1,2,4-TRICHLOROBENZENE	0.78	0.78U		UJ	ug/L	Surr
				1,2-DICHLOROBENZENE	0.78	0.78U		UJ	ug/L	Surr
				1,3-DICHLOROBENZENE	0.78	0.78U		UJ	ug/L	Surr
				1,4-DICHLOROBENZENE	0.78	0.78U		UJ	ug/L	Surr
				2,2'-OXYBIS (1-CHLOROPROPANE)	0.78	0.78U		UJ	ug/L	Surr
				2,4,5-TRICHLOROPHENOL	0.78	0.78U		UJ	ug/L	Surr
				2,4,6-TRICHLOROPHENOL	0.78	0.78U		UJ	ug/L	Surr
				2,4-DICHLOROPHENOL	0.78	0.78U		UJ	ug/L	Surr
				2,4-DIMETHYLPHENOL	0.78	0.78U		UJ	ug/L	Surr
				2,4-DINITROPHENOL	2.4	2.4U		UJ	ug/L	Surr, ProfJ
				2-CHLORONAPHTHALENE	0.098	0.098U		UJ	ug/L	Surr
				2-CHLOROPHENOL	0.78	0.78U		UJ	ug/L	Surr
				2-METHYLNAPHTHALENE	0.098	0.098U		UJ	ug/L	Surr
				2-METHYLPHENOL	0.78	0.78U		UJ	ug/L	Surr
				2-NITROANILINE	0.78	0.78U		UJ	ug/L	Surr
				2-NITROPHENOL	0.78	0.78U		UJ	ug/L	Surr
				3,3'-DICHLOROBENZIDINE	0.78	0.78U		UJ	ug/L	Surr, Icv
				3-methylphenol/4-methylphenol	0.78	0.78U		UJ	ug/L	Surr
				3-NITROANILINE	0.78	0.78U		UJ	ug/L	Surr
				4,6-DINITRO-2-METHYLPHENOL	2.4	2.4U		UJ	ug/L	Surr
				4-BROMOPHENYL-PHENYLETHER	0.78	0.78U		UJ	ug/L	Surr
				4-CHLORO-3-METHYLPHENOL	0.78	0.78U		UJ	ug/L	Surr
				4-CHLOROANILINE	0.78	0.78U		UJ	ug/L	Surr, Icv
				4-CHLOROPHENYL-PHENYLETHER	0.78	0.78U		UJ	ug/L	Surr
				4-NITROANILINE	0.78	0.78U		UJ	ug/L	Surr
				4-NITROPHENOL	2.4	2.4U		UJ	ug/L	Surr, ProfJ
				ACENAPHTHENE	0.098	0.098U		UJ	ug/L	Surr
				ACENAPHTHYLENE	0.098	0.098U		UJ	ug/L	Surr
				ANTHRACENE	0.098	0.098U		UJ	ug/L	Surr
				BENZO(A)ANTHRACENE	0.098	0.098U		UJ	ug/L	Surr
				BENZO(A)PYRENE	0.098	0.098U		UJ	ug/L	Surr, Icv

N = Normal Sample *TB = Trip Blank*
FD = Field Duplicate *FB = Field Blank*

Overall Qualified Results

Analytical Method	Field Sample ID	Matrix	Sample Type	Analyte	RL	Lab Result	Unc / Error	Overall Qualifier	Units	Reason Code
SDG: 240-13565-2										
				BENZO(B)FLUORANTHENE	0.098	0.098U		UJ	ug/L	Surr, Icv
				BENZO(G,H,I)PERYLENE	0.098	0.098U		UJ	ug/L	Surr
				BENZO(K)FLUORANTHENE	0.098	0.098U		UJ	ug/L	Surr
				BENZOIC ACID	9.8	9.8U		UJ	ug/L	Surr
				BENZYL ALCOHOL	0.78	0.78U		UJ	ug/L	Surr
				BIS(2-CHLOROETHOXY)METHANE	0.78	0.78U		UJ	ug/L	Surr
				Bis(2-chloroethyl)ether	0.098	0.098U		UJ	ug/L	Surr
				BIS(2-ETHYLHEXYL)PHTHALATE	0.78	0.78U		UJ	ug/L	Surr
				Butylbenzylphthalate	0.78	0.78U		UJ	ug/L	Surr
				CARBAZOLE	0.78	0.78U		UJ	ug/L	Surr
				CHRYSENE	0.098	0.098U		UJ	ug/L	Surr
				DIBENZ(A,H)ANTHRACENE	0.098	0.098U		UJ	ug/L	Surr
				DIBENZOFURAN	0.098	0.098U		UJ	ug/L	Surr
				Diethylphthalate	0.78	0.78U		UJ	ug/L	Surr
				Dimethylphthalate	0.78	0.78U		UJ	ug/L	Surr
				DI-N-BUTYL PHTHALATE	0.78	0.78U		UJ	ug/L	Surr
				DI-N-OCTYL PHTHALATE	0.78	0.78U		UJ	ug/L	Surr
				FLUORANTHENE	0.098	0.098U		UJ	ug/L	Surr
				FLUORENE	0.098	0.098U		UJ	ug/L	Surr
				HEXACHLOROBENZENE	0.098	0.098U		UJ	ug/L	Surr
				HEXACHLOROBUTADIENE	0.78	0.78U		UJ	ug/L	Surr
				HEXACHLOROCYCLOPENTADIENE	0.78	0.78U		UJ	ug/L	Surr
				HEXACHLOROETHANE	0.78	0.78U		UJ	ug/L	Surr
				INDENO(1,2,3-CD)PYRENE	0.098	0.098U		UJ	ug/L	Surr
				ISOPHORONE	0.78	0.78U		UJ	ug/L	Surr
				NAPHTHALENE	0.098	0.098U		UJ	ug/L	Surr
				N-NITROSO-DI-N-PROPYLAMINE	0.78	0.78U		UJ	ug/L	Surr
				N-NITROSODIPHENYLAMINE	0.78	0.78U		UJ	ug/L	Surr
				PENTACHLOROPHENOL	2.4	2.4U		UJ	ug/L	Surr
				PHENANTHRENE	0.098	0.098U		UJ	ug/L	Surr
				PHENOL	0.78	0.78U		UJ	ug/L	Surr
				PYRENE	0.098	0.098U		UJ	ug/L	Surr

N = Normal Sample *TB = Trip Blank*
FD = Field Duplicate *FB = Field Blank*

Overall Qualified Results

Analytical Method	Field Sample ID	Matrix	Sample Type	Analyte	RL	Lab Result	Unc / Error	Overall Qualifier	Units	Reason Code
SDG: 240-13565-2										
8270C	FWGLL12MW-187C-0104-GW	AQ	N							
				2,4-DINITROPHENOL	2.3	2.3U		UJ	ug/L	ProfJudg
				4-NITROPHENOL	2.3	2.3U		UJ	ug/L	ProfJudg
				BENZO(A)PYRENE	0.095	0.095U		UJ	ug/L	lcv
				BENZO(B)FLUORANTHENE	0.095	0.095U		UJ	ug/L	lcv
8270C	FWGLL12MW-242C-0105-GW	AQ	N							
				2,4-DINITROPHENOL	2.3	2.3U		UJ	ug/L	ProfJudg
				4-NITROPHENOL	2.3	2.3U		UJ	ug/L	ProfJudg
				BENZO(A)PYRENE	0.095	0.095U		UJ	ug/L	lcv
				BENZO(B)FLUORANTHENE	0.095	0.095U		UJ	ug/L	lcv
8270C	FWGLL12MW-246C-0107-GW	AQ	N							
				2,4-DINITROPHENOL	2.3	2.3U		UJ	ug/L	ProfJudg
				4-NITROPHENOL	2.3	2.3U		UJ	ug/L	ProfJudg
				BENZO(A)PYRENE	0.095	0.095U		UJ	ug/L	lcv
				BENZO(B)FLUORANTHENE	0.095	0.095U		UJ	ug/L	lcv

N = Normal Sample *TB = Trip Blank*
FD = Field Duplicate *FB = Field Blank*

Data Qualifier Summary

Lab Reporting Batch ID: 240-13565-1 **Laboratory: TA CAN**

EDD Filename: Prep240-13565-1rev **eQAPP Name: RVAAP-66 2012**

Method Category: GENCHEM

Method: 353.2 **Matrix: AQ**

Sample ID: FWGEQUIPRINSE4-0157-GW **Collected:** 7/26/2012 11:33:00 **Analysis Type:** RES/TOT **Dilution:** 1

Analyte	Lab Result	Lab Qual	DL	DL Type	RL	RL Type	Units	Data Review Qual	Reason Code
Nitrate-Nitrite	0.0053	J	0.0053	MDL	0.012	LOD	mg/L	J	RI, Ms

Sample ID: FWGLL12MW-187C-0104-GW **Collected:** 7/26/2012 9:03:00 **Analysis Type:** DL/TOT **Dilution:** 1000

Analyte	Lab Result	Lab Qual	DL	DL Type	RL	RL Type	Units	Data Review Qual	Reason Code
Nitrate-Nitrite	1310	Q	5.3	MDL	12.0	LOD	mg/L	J	Ms

Sample ID: FWGLL12MW-242C-0105-GW **Collected:** 7/26/2012 9:15:00 **Analysis Type:** RES/TOT **Dilution:** 1

Analyte	Lab Result	Lab Qual	DL	DL Type	RL	RL Type	Units	Data Review Qual	Reason Code
Nitrate-Nitrite	0.036	J	0.0053	MDL	0.012	LOD	mg/L	J	Ms

Sample ID: FWGLL12MW-246C-0107-GW **Collected:** 7/26/2012 8:47:00 **Analysis Type:** RES/TOT **Dilution:** 1

Analyte	Lab Result	Lab Qual	DL	DL Type	RL	RL Type	Units	Data Review Qual	Reason Code
Nitrate-Nitrite	0.014	J	0.0053	MDL	0.012	LOD	mg/L	UJ	Eb, Ms

Method Category: METALS

Method: 6010B **Matrix: AQ**

Sample ID: FWGDA2MW-108C-0074-GF **Collected:** 7/26/2012 10:43:00 **Analysis Type:** RES/TOT **Dilution:** 1

Analyte	Lab Result	Lab Qual	DL	DL Type	RL	RL Type	Units	Data Review Qual	Reason Code
CHROMIUM	3.0	J	1.4	MDL	4.0	LOD	ug/L	UJ	Mb, Ld, Eb, Cb, ProfJudg
MANGANESE	290		1.8	MDL	5.0	LOD	ug/L	J	ProfJudg
NICKEL	2.4	J	2.2	MDL	5.0	LOD	ug/L	U	Eb, Cb

Sample ID: FWGDA2MW-114-0075-GF **Collected:** 7/26/2012 10:11:00 **Analysis Type:** RES/TOT **Dilution:** 1

Analyte	Lab Result	Lab Qual	DL	DL Type	RL	RL Type	Units	Data Review Qual	Reason Code
CHROMIUM	3.5	J	1.4	MDL	4.0	LOD	ug/L	UJ	Mb, Ld, Eb, Cb, ProfJudg
MANGANESE	78		1.8	MDL	5.0	LOD	ug/L	J	ProfJudg

* denotes a non-reportable result

Project Name and Number: 030174.0016.0001.9.1 - RVAAP (OH)

Data Qualifier Summary

Lab Reporting Batch ID: 240-13565-1 **Laboratory: TA CAN**

EDD Filename: Prep240-13565-1rev **eQAPP Name: RVAAP-66 2012**

Method Category: METALS

Method: 6010B **Matrix: AQ**

Sample ID: FWGDA2MW-114-0075-GF **Collected:** 7/26/2012 10:11:00 **Analysis Type:** RES/TOT **Dilution:** 1

Analyte	Lab Result	Lab Qual	DL	DL Type	RL	RL Type	Units	Data Review Qual	Reason Code
NICKEL	2.8	J	2.2	MDL	5.0	LOD	ug/L	U	Eb, Cb

Sample ID: FWGDA2MW-115-0076-GF **Collected:** 7/26/2012 10:18:00 **Analysis Type:** RES/TOT **Dilution:** 1

Analyte	Lab Result	Lab Qual	DL	DL Type	RL	RL Type	Units	Data Review Qual	Reason Code
ARSENIC	10	U	3.3	MDL	10	LOD	ug/L	UJ	Fd
CHROMIUM	2.6	J	1.4	MDL	4.0	LOD	ug/L	UJ	Mb, Ld, Eb, Cb, ProfJudg
MANGANESE	92		1.8	MDL	5.0	LOD	ug/L	J	ProfJudg
NICKEL	2.5	J	2.2	MDL	5.0	LOD	ug/L	U	Eb, Cb
VANADIUM	1.7	J	1.3	MDL	4.0	LOD	ug/L	UJ	Cb, Fd

Sample ID: FWGDA2MW-DUP3-0141-GF **Collected:** 7/26/2012 11:22:00 **Analysis Type:** RES/TOT **Dilution:** 1

Analyte	Lab Result	Lab Qual	DL	DL Type	RL	RL Type	Units	Data Review Qual	Reason Code
ARSENIC	4.7	J	3.3	MDL	10	LOD	ug/L	J	RI
CHROMIUM	2.6	J	1.4	MDL	4.0	LOD	ug/L	UJ	Mb, Ld, Eb, Cb, ProfJudg
MANGANESE	92		1.8	MDL	5.0	LOD	ug/L	J	ProfJudg
NICKEL	2.5	J	2.2	MDL	5.0	LOD	ug/L	U	Eb, Cb

Sample ID: FWGDETMW-003C-0077-GF **Collected:** 7/26/2012 11:00:00 **Analysis Type:** RES/TOT **Dilution:** 1

Analyte	Lab Result	Lab Qual	DL	DL Type	RL	RL Type	Units	Data Review Qual	Reason Code
ARSENIC	9.8	J	3.3	MDL	10	LOD	ug/L	J	RI
CHROMIUM	3.2	J	1.4	MDL	4.0	LOD	ug/L	UJ	Mb, Ld, Eb, Cb, ProfJudg
MANGANESE	230		1.8	MDL	5.0	LOD	ug/L	J	ProfJudg

Sample ID: FWGDETMW-004C-0078-GF **Collected:** 7/25/2012 4:54:00 **Analysis Type:** RES/TOT **Dilution:** 1

Analyte	Lab Result	Lab Qual	DL	DL Type	RL	RL Type	Units	Data Review Qual	Reason Code
CHROMIUM	2.6	J	1.4	MDL	4.0	LOD	ug/L	UJ	Mb, Ld, Eb, Cb, ProfJudg
MANGANESE	4.7	J	1.8	MDL	5.0	LOD	ug/L	J	RI, ProfJudg
NICKEL	2.5	J	2.2	MDL	5.0	LOD	ug/L	U	Eb

* denotes a non-reportable result

Project Name and Number: 030174.0016.0001.9.1 - RVAAP (OH)

Data Qualifier Summary

Lab Reporting Batch ID: 240-13565-1 **Laboratory: TA CAN**

EDD Filename: Prep240-13565-1rev **eQAPP Name: RVAAP-66 2012**

Method Category: METALS

Method: 6010B **Matrix: AQ**

Sample ID: FWGEQUIPRINSE4-0157-GW **Collected:** 7/26/2012 11:33:00 **Analysis Type:** RES/TOT **Dilution:** 1

Analyte	Lab Result	Lab Qual	DL	DL Type	RL	RL Type	Units	Data Review Qual	Reason Code
CHROMIUM	3.0	J	1.4	MDL	4.0	LOD	ug/L	UJ	Mb, Ld, Cb, ProfJudg
NICKEL	2.4	J	2.2	MDL	5.0	LOD	ug/L	U	Cb

Sample ID: FWGLL10MW-003C-0097-GF **Collected:** 7/26/2012 9:04:00 **Analysis Type:** RES/TOT **Dilution:** 1

Analyte	Lab Result	Lab Qual	DL	DL Type	RL	RL Type	Units	Data Review Qual	Reason Code
CHROMIUM	1.6	J	1.4	MDL	4.0	LOD	ug/L	UJ	Mb, Ld, Eb, Cb, ProfJudg
POTASSIUM	700	J	300	MDL	900	LOD	ug/L	J	RI

Sample ID: FWGLL12MW-187C-0104-GF **Collected:** 7/26/2012 9:03:00 **Analysis Type:** RE2/TOT **Dilution:** 2

Analyte	Lab Result	Lab Qual	DL	DL Type	RL	RL Type	Units	Data Review Qual	Reason Code
COPPER	12	J	8.7	MDL	20	LOD	ug/L	J	RI

Sample ID: FWGLL12MW-187C-0104-GF **Collected:** 7/26/2012 9:03:00 **Analysis Type:** RES/TOT **Dilution:** 1

Analyte	Lab Result	Lab Qual	DL	DL Type	RL	RL Type	Units	Data Review Qual	Reason Code
ARSENIC	4.8	J	3.3	MDL	10	LOD	ug/L	J	RI
CHROMIUM	3.4	J	1.4	MDL	4.0	LOD	ug/L	UJ	Mb, Ld, Eb, Cb, ProfJudg
MANGANESE	2000		1.8	MDL	5.0	LOD	ug/L	J	ProfJudg
VANADIUM	2.1	J	1.3	MDL	4.0	LOD	ug/L	J	RI

Sample ID: FWGLL12MW-246C-0107-GF **Collected:** 7/26/2012 8:47:00 **Analysis Type:** RES/TOT **Dilution:** 1

Analyte	Lab Result	Lab Qual	DL	DL Type	RL	RL Type	Units	Data Review Qual	Reason Code
CHROMIUM	2.9	J	1.4	MDL	4.0	LOD	ug/L	UJ	Mb, Ld, Eb, Cb, ProfJudg
MANGANESE	64		1.8	MDL	5.0	LOD	ug/L	J	ProfJudg
NICKEL	3.3	J	2.2	MDL	5.0	LOD	ug/L	U	Eb

* denotes a non-reportable result

Project Name and Number: 030174.0016.0001.9.1 - RVAAP (OH)

Data Qualifier Summary

Lab Reporting Batch ID: 240-13565-1 **Laboratory: TA CAN**

EDD Filename: Prep240-13565-1rev **eQAPP Name: RVAAP-66 2012**

Method Category: METALS

Method: 6020 **Matrix: AQ**

Sample ID: FWGDA2MW-115-0076-GF **Collected:** 7/26/2012 10:18:00 **Analysis Type:** RES/TOT **Dilution:** 1

Analyte	Lab Result	Lab Qual	DL	DL Type	RL	RL Type	Units	Data Review Qual	Reason Code
ALUMINUM	22	J	20	MDL	60	LOD	ug/L	J	RI, Fd
ANTIMONY	0.23	J Q	0.21	MDL	0.50	LOD	ug/L	J	RI, Fd

Sample ID: FWGDA2MW-DUP3-0141-GF **Collected:** 7/26/2012 11:22:00 **Analysis Type:** RES/TOT **Dilution:** 1

Analyte	Lab Result	Lab Qual	DL	DL Type	RL	RL Type	Units	Data Review Qual	Reason Code
ALUMINUM	36	J	20	MDL	60	LOD	ug/L	J	RI

Sample ID: FWGDETMW-003C-0077-GF **Collected:** 7/26/2012 11:00:00 **Analysis Type:** RES/TOT **Dilution:** 1

Analyte	Lab Result	Lab Qual	DL	DL Type	RL	RL Type	Units	Data Review Qual	Reason Code
CADMIUM	0.080	J Q	0.023	MDL	0.070	LOD	ug/L	UJ	Cb, Ccv
THALLIUM	0.66	J	0.32	MDL	1.0	LOD	ug/L	U	Mb, Cb

Sample ID: FWGDETMW-004C-0078-GF **Collected:** 7/25/2012 4:54:00 **Analysis Type:** RES/TOT **Dilution:** 1

Analyte	Lab Result	Lab Qual	DL	DL Type	RL	RL Type	Units	Data Review Qual	Reason Code
CADMIUM	0.064	J Q	0.023	MDL	0.070	LOD	ug/L	UJ	Cb, Ccv
THALLIUM	0.40	J	0.32	MDL	1.0	LOD	ug/L	U	Mb, Cb
ZINC	18	J	8.8	MDL	20	LOD	ug/L	J	RI

Sample ID: FWGLL10MW-003C-0097-GF **Collected:** 7/26/2012 9:04:00 **Analysis Type:** RES/TOT **Dilution:** 1

Analyte	Lab Result	Lab Qual	DL	DL Type	RL	RL Type	Units	Data Review Qual	Reason Code
ANTIMONY	0.28	J Q	0.21	MDL	0.50	LOD	ug/L	J	RI

Sample ID: FWGLL12MW-187C-0104-GF **Collected:** 7/26/2012 9:03:00 **Analysis Type:** RES/TOT **Dilution:** 1

Analyte	Lab Result	Lab Qual	DL	DL Type	RL	RL Type	Units	Data Review Qual	Reason Code
CADMIUM	0.073	J Q	0.023	MDL	0.070	LOD	ug/L	UJ	Cb, Ccv
THALLIUM	0.77	J	0.32	MDL	1.0	LOD	ug/L	U	Mb, Cb

* denotes a non-reportable result

Project Name and Number: 030174.0016.0001.9.1 - RVAAP (OH)

Data Qualifier Summary

Lab Reporting Batch ID: 240-13565-1 **Laboratory: TA CAN**

EDD Filename: Prep240-13565-1rev **eQAPP Name: RVAAP-66 2012**

Method Category: METALS

Method: 6020 **Matrix: AQ**

Sample ID: FWGLL12MW-242C-0105-GF **Collected:** 7/26/2012 9:15:00 **Analysis Type:** RES/TOT **Dilution:** 1

Analyte	Lab Result	Lab Qual	DL	DL Type	RL	RL Type	Units	Data Review Qual	Reason Code
ALUMINUM	30	J	20	MDL	60	LOD	ug/L	J	RI

Method Category: METALS

Method: 7470A **Matrix: AQ**

Sample ID: FWGDA2MW-114-0075-GF **Collected:** 7/26/2012 10:11:00 **Analysis Type:** RES/TOT **Dilution:** 1

Analyte	Lab Result	Lab Qual	DL	DL Type	RL	RL Type	Units	Data Review Qual	Reason Code
MERCURY	0.14	J	0.12	MDL	0.20	LOD	ug/L	J	RI

Method Category: SVOA

Method: 8081A **Matrix: AQ**

Sample ID: FWGLL12MW-242C-0105-GWRE **Collected:** 7/26/2012 9:15:00 **Analysis Type:** RE-BASE/NEUTRAL **Dilution:** 1

Analyte	Lab Result	Lab Qual	DL	DL Type	RL	RL Type	Units	Data Review Qual	Reason Code
4,4'-DDD	0.0095	U H	0.0091	MDL	0.0095	LOD	ug/L	UJ	StoE, ProfJudg
4,4'-DDE	0.0095	U H	0.0092	MDL	0.0095	LOD	ug/L	UJ	StoE
4,4'-DDT	0.029	U H	0.015	MDL	0.029	LOD	ug/L	UJ	StoE
ALDRIN	0.0095	U H	0.0078	MDL	0.0095	LOD	ug/L	UJ	StoE
ALPHA-BHC	0.0095	U H	0.0067	MDL	0.0095	LOD	ug/L	UJ	StoE
ALPHA-CHLORDANE	0.013	U H	0.013	MDL	0.013	LOD	ug/L	UJ	StoE
BETA-BHC	0.0095	U H	0.0080	MDL	0.0095	LOD	ug/L	UJ	StoE
DELTA-BHC	0.0095	U H	0.0083	MDL	0.0095	LOD	ug/L	UJ	StoE
DIELDRIN	0.0095	U H	0.0071	MDL	0.0095	LOD	ug/L	UJ	StoE
ENDOSULFAN I	0.012	U H	0.012	MDL	0.012	LOD	ug/L	UJ	StoE
ENDOSULFAN II	0.011	U H	0.011	MDL	0.011	LOD	ug/L	UJ	StoE
ENDOSULFAN SULFATE	0.010	U H	0.010	MDL	0.010	LOD	ug/L	UJ	StoE
ENDRIN	0.010	U H	0.010	MDL	0.010	LOD	ug/L	UJ	StoE
ENDRIN ALDEHYDE	0.010	U H	0.010	MDL	0.010	LOD	ug/L	UJ	StoE
ENDRIN KETONE	0.0095	U H	0.0074	MDL	0.0095	LOD	ug/L	UJ	StoE
gamma-BHC (Lindane)	0.0095	U H	0.0061	MDL	0.0095	LOD	ug/L	UJ	StoE

* denotes a non-reportable result

Project Name and Number: 030174.0016.0001.9.1 - RVAAP (OH)

Data Qualifier Summary

Lab Reporting Batch ID: 240-13565-1 **Laboratory: TA CAN**

EDD Filename: Prep240-13565-1rev **eQAPP Name: RVAAP-66 2012**

Method Category: SVOA

Method: 8081A **Matrix: AQ**

Sample ID: FWGLL12MW-242C-0105-GWRE **Collected:** 7/26/2012 9:15:00 **Analysis Type:** RE-BASE/NEUTRAL **Dilution:** 1

Analyte	Lab Result	Lab Qual	DL	DL Type	RL	RL Type	Units	Data Review Qual	Reason Code
GAMMA-CHLORDANE	0.011	U H	0.011	MDL	0.011	LOD	ug/L	UJ	StoE
HEPTACHLOR	0.0095	U H	0.0076	MDL	0.0095	LOD	ug/L	UJ	StoE
HEPTACHLOR EPOXIDE	0.0095	U H	0.0068	MDL	0.0095	LOD	ug/L	UJ	StoE
METHOXYCHLOR	0.030	U H	0.030	MDL	0.030	LOD	ug/L	UJ	StoE
TOXAPHENE	0.48	U H	0.30	MDL	0.48	LOD	ug/L	UJ	StoE

Method Category: SVOA

Method: 8082 **Matrix: AQ**

Sample ID: FWGDA2MW-108C-0074-GW **Collected:** 7/26/2012 10:43:00 **Analysis Type:** RES-BASE/NEUTRAL **Dilution:** 1

Analyte	Lab Result	Lab Qual	DL	DL Type	RL	RL Type	Units	Data Review Qual	Reason Code
AROCLOR 1016	0.19	U H	0.16	MDL	0.19	LOD	ug/L	UJ	StoE
AROCLOR 1221	0.19	U H	0.12	MDL	0.19	LOD	ug/L	UJ	StoE
AROCLOR 1232	0.19	U H	0.15	MDL	0.19	LOD	ug/L	UJ	StoE
AROCLOR 1242	0.38	U H	0.21	MDL	0.38	LOD	ug/L	UJ	StoE
AROCLOR 1248	0.19	U H	0.095	MDL	0.19	LOD	ug/L	UJ	StoE
AROCLOR 1254	0.19	U H	0.15	MDL	0.19	LOD	ug/L	UJ	StoE
AROCLOR 1260	0.19	U H	0.16	MDL	0.19	LOD	ug/L	UJ	StoE

Sample ID: FWGDETMW-004C-0078-GW **Collected:** 7/26/2012 11:02:00 **Analysis Type:** RES-BASE/NEUTRAL **Dilution:** 1

Analyte	Lab Result	Lab Qual	DL	DL Type	RL	RL Type	Units	Data Review Qual	Reason Code
AROCLOR 1016	0.26	U	0.22	MDL	0.26	LOD	ug/L	UJ	Surr
AROCLOR 1221	0.26	U	0.17	MDL	0.26	LOD	ug/L	UJ	Surr
AROCLOR 1232	0.26	U	0.21	MDL	0.26	LOD	ug/L	UJ	Surr
AROCLOR 1242	0.53	U	0.29	MDL	0.53	LOD	ug/L	UJ	Surr
AROCLOR 1248	0.26	U	0.13	MDL	0.26	LOD	ug/L	UJ	Surr
AROCLOR 1254	0.26	U	0.21	MDL	0.26	LOD	ug/L	UJ	Surr
AROCLOR 1260	0.26	U	0.22	MDL	0.26	LOD	ug/L	UJ	Surr

* denotes a non-reportable result

Project Name and Number: 030174.0016.0001.9.1 - RVAAP (OH)

Data Qualifier Summary

Lab Reporting Batch ID: 240-13565-1 **Laboratory: TA CAN**

EDD Filename: Prep240-13565-1rev **eQAPP Name: RVAAP-66 2012**

Method Category: SVOA

Method: 8082 **Matrix: AQ**

Sample ID: FWGLL12MW-242C-0105-GW **Collected:** 7/26/2012 9:15:00 **Analysis Type:** RES-BASE/NEUTRAL **Dilution:** 1

Analyte	Lab Result	Lab Qual	DL	DL Type	RL	RL Type	Units	Data Review Qual	Reason Code
AROCLOR 1016	0.19	U	0.16	MDL	0.19	LOD	ug/L	UJ	Surr
AROCLOR 1221	0.19	U	0.12	MDL	0.19	LOD	ug/L	UJ	Surr
AROCLOR 1232	0.19	U	0.15	MDL	0.19	LOD	ug/L	UJ	Surr
AROCLOR 1242	0.38	U	0.21	MDL	0.38	LOD	ug/L	UJ	Surr
AROCLOR 1248	0.19	U	0.095	MDL	0.19	LOD	ug/L	UJ	Surr
AROCLOR 1254	0.19	U	0.15	MDL	0.19	LOD	ug/L	UJ	Surr
AROCLOR 1260	0.19	U	0.16	MDL	0.19	LOD	ug/L	UJ	Surr

Sample ID: FWGLL12MW-246C-0107-GW **Collected:** 7/26/2012 8:47:00 **Analysis Type:** RES-BASE/NEUTRAL **Dilution:** 1

Analyte	Lab Result	Lab Qual	DL	DL Type	RL	RL Type	Units	Data Review Qual	Reason Code
AROCLOR 1016	0.19	U H	0.16	MDL	0.19	LOD	ug/L	UJ	StoE
AROCLOR 1221	0.19	U H	0.12	MDL	0.19	LOD	ug/L	UJ	StoE
AROCLOR 1232	0.19	U H	0.15	MDL	0.19	LOD	ug/L	UJ	StoE
AROCLOR 1242	0.38	U H	0.21	MDL	0.38	LOD	ug/L	UJ	StoE
AROCLOR 1248	0.19	U H	0.095	MDL	0.19	LOD	ug/L	UJ	StoE
AROCLOR 1254	0.19	U H	0.15	MDL	0.19	LOD	ug/L	UJ	StoE
AROCLOR 1260	0.19	U H	0.16	MDL	0.19	LOD	ug/L	UJ	StoE

Method Category: SVOA

Method: 8330 **Matrix: AQ**

Sample ID: FWGDA2MW-115-0076-GW **Collected:** 7/26/2012 10:18:00 **Analysis Type:** DL **Dilution:** 1.01

Analyte	Lab Result	Lab Qual	DL	DL Type	RL	RL Type	Units	Data Review Qual	Reason Code
Hexahydro-1,3,5-Trinitro-1,3,5-Triazine (RDX)	0.34	PG	0.036	MDL	0.050	LOD	ug/L	J	Fd, ProfJudg

Sample ID: FWGDETMW-004C-0078-GW **Collected:** 7/26/2012 11:02:00 **Analysis Type:** DL **Dilution:** 1.16

Analyte	Lab Result	Lab Qual	DL	DL Type	RL	RL Type	Units	Data Review Qual	Reason Code
Hexahydro-1,3,5-Trinitro-1,3,5-Triazine (RDX)	0.50		0.042	MDL	0.058	LOD	ug/L	J	ProfJudg

* denotes a non-reportable result

Project Name and Number: 030174.0016.0001.9.1 - RVAAP (OH)

Data Qualifier Summary

Lab Reporting Batch ID: 240-13565-1 **Laboratory: TA CAN**

EDD Filename: Prep240-13565-1rev **eQAPP Name: RVAAP-66 2012**

Method Category: VOA

Method: 8260B **Matrix: AQ**

Sample ID: FWG FIELD TEAM4-TRIP **Collected:** 7/26/2012 8:00:00 **Analysis Type:** RES **Dilution:** 1

Analyte	Lab Result	Lab Qual	DL	DL Type	RL	RL Type	Units	Data Review Qual	Reason Code
ACETONE	11		1.1	MDL	1.1	LOD	ug/L	UJ	Mb, Eb, Ccv
O-XYLENE	0.25	U	0.14	MDL	0.25	LOD	ug/L	UJ	ProfJudg

Sample ID: FWGDA2MW-114-0075-GW **Collected:** 7/26/2012 10:11:00 **Analysis Type:** RES **Dilution:** 1

Analyte	Lab Result	Lab Qual	DL	DL Type	RL	RL Type	Units	Data Review Qual	Reason Code
ACETONE	1.1	U	1.1	MDL	1.1	LOD	ug/L	J	ProfJudg

Sample ID: FWGDA2MW-115-0076-GW **Collected:** 7/26/2012 10:18:00 **Analysis Type:** RES **Dilution:** 1

Analyte	Lab Result	Lab Qual	DL	DL Type	RL	RL Type	Units	Data Review Qual	Reason Code
ACETONE	1.1	U	1.1	MDL	1.1	LOD	ug/L	UJ	ProfJudg, Fd
CARBON DISULFIDE	0.26	J	0.13	MDL	0.25	LOD	ug/L	J	Fd

Sample ID: FWGDA2MW-DUP3-0141-GW **Collected:** 7/26/2012 11:22:00 **Analysis Type:** RES **Dilution:** 1

Analyte	Lab Result	Lab Qual	DL	DL Type	RL	RL Type	Units	Data Review Qual	Reason Code
ACETONE	1.2	J	1.1	MDL	1.1	LOD	ug/L	UJ	Mb, Eb, Tb, Ccv
O-XYLENE	0.25	U	0.14	MDL	0.25	LOD	ug/L	UJ	ProfJudg

Sample ID: FWGDETMW-003C-0077-GW **Collected:** 7/26/2012 11:00:00 **Analysis Type:** RES **Dilution:** 1

Analyte	Lab Result	Lab Qual	DL	DL Type	RL	RL Type	Units	Data Review Qual	Reason Code
ACETONE	1.1	U	1.1	MDL	1.1	LOD	ug/L	J	ProfJudg

Sample ID: FWGDETMW-004C-0078-GW **Collected:** 7/26/2012 11:02:00 **Analysis Type:** RES **Dilution:** 1

Analyte	Lab Result	Lab Qual	DL	DL Type	RL	RL Type	Units	Data Review Qual	Reason Code
ACETONE	1.2	J	1.1	MDL	1.1	LOD	ug/L	UJ	Mb, Eb, Tb, Ccv
O-XYLENE	0.25	U	0.14	MDL	0.25	LOD	ug/L	UJ	ProfJudg

* denotes a non-reportable result

Project Name and Number: 030174.0016.0001.9.1 - RVAAP (OH)

Data Qualifier Summary

Lab Reporting Batch ID: 240-13565-1 **Laboratory: TA CAN**

EDD Filename: Prep240-13565-1rev **eQAPP Name: RVAAP-66 2012**

Method Category: VOA

Method: 8260B **Matrix:** AQ

Sample ID: FWGEQUIPRINSE4-0157-GW **Collected:** 7/26/2012 11:33:00 **Analysis Type:** RES **Dilution:** 1

Analyte	Lab Result	Lab Qual	DL	DL Type	RL	RL Type	Units	Data Review Qual	Reason Code
ACETONE	10		1.1	MDL	1.1	LOD	ug/L	UJ	Mb, Tb, Ccv
CHLOROFORM	0.20	J	0.16	MDL	0.25	LOD	ug/L	J	RI
O-XYLENE	0.25	U	0.14	MDL	0.25	LOD	ug/L	UJ	ProfJudg

Sample ID: FWGLL10MW-003C-0097-GW **Collected:** 7/26/2012 9:04:00 **Analysis Type:** RES **Dilution:** 1

Analyte	Lab Result	Lab Qual	DL	DL Type	RL	RL Type	Units	Data Review Qual	Reason Code
CHLOROFORM	0.25	J	0.16	MDL	0.25	LOD	ug/L	U	Eb
O-XYLENE	0.25	U	0.14	MDL	0.25	LOD	ug/L	UJ	ProfJudg

Sample ID: FWGLL12MW-187C-0104-GW **Collected:** 7/26/2012 9:03:00 **Analysis Type:** RES **Dilution:** 1

Analyte	Lab Result	Lab Qual	DL	DL Type	RL	RL Type	Units	Data Review Qual	Reason Code
O-XYLENE	0.25	U	0.14	MDL	0.25	LOD	ug/L	UJ	ProfJudg

Sample ID: FWGLL12MW-242C-0105-GW **Collected:** 7/26/2012 9:15:00 **Analysis Type:** RES **Dilution:** 1

Analyte	Lab Result	Lab Qual	DL	DL Type	RL	RL Type	Units	Data Review Qual	Reason Code
ACETONE	1.4	J	1.1	MDL	1.1	LOD	ug/L	UJ	Mb, Eb, Tb, Ccv
O-XYLENE	0.25	U	0.14	MDL	0.25	LOD	ug/L	UJ	ProfJudg

Sample ID: FWGLL12MW-246C-0107-GW **Collected:** 7/26/2012 8:47:00 **Analysis Type:** RES **Dilution:** 1

Analyte	Lab Result	Lab Qual	DL	DL Type	RL	RL Type	Units	Data Review Qual	Reason Code
ACETONE	1.1	J	1.1	MDL	1.1	LOD	ug/L	UJ	Mb, Tb, Eb, Ccv
O-XYLENE	0.25	U	0.14	MDL	0.25	LOD	ug/L	UJ	ProfJudg

Sample ID: FWGTEAM1-TRIP **Collected:** 7/26/2012 8:00:00 **Analysis Type:** RES **Dilution:** 1

Analyte	Lab Result	Lab Qual	DL	DL Type	RL	RL Type	Units	Data Review Qual	Reason Code
ACETONE	10		1.1	MDL	1.1	LOD	ug/L	UJ	Mb, Ccv
METHYLENE CHLORIDE	0.43	J	0.33	MDL	0.50	LOD	ug/L	J	RI, Ccv
O-XYLENE	0.25	U	0.14	MDL	0.25	LOD	ug/L	UJ	ProfJudg

* denotes a non-reportable result

Project Name and Number: 030174.0016.0001.9.1 - RVAAP (OH)

Data Qualifier Summary

Lab Reporting Batch ID: 240-13565-1 **Laboratory: TA CAN**

EDD Filename: Prep240-13565-1rev **eQAPP Name: RVAAP-66 2012**

Method Category: VOA

Method: 8260B **Matrix:** AQ

Sample ID: FWGTEAM2 TRIP **Collected:** 7/26/2012 8:00:00 **Analysis Type:** RES **Dilution:** 1

Analyte	Lab Result	Lab Qual	DL	DL Type	RL	RL Type	Units	Data Review Qual	Reason Code
ACETONE	13		1.1	MDL	1.1	LOD	ug/L	UJ	Mb, Ccv
METHYLENE CHLORIDE	9.4		0.33	MDL	0.50	LOD	ug/L	J	Ccv
O-XYLENE	0.25	U	0.14	MDL	0.25	LOD	ug/L	UJ	ProfJudg

Sample ID: FWGTEAM3-TRIP **Collected:** 7/26/2012 8:00:00 **Analysis Type:** RES **Dilution:** 1

Analyte	Lab Result	Lab Qual	DL	DL Type	RL	RL Type	Units	Data Review Qual	Reason Code
ACETONE	2.7	J	1.1	MDL	1.1	LOD	ug/L	J	Ccv
METHYLENE CHLORIDE	0.90	J	0.33	MDL	0.50	LOD	ug/L	UJ	Mb, ProfJudg, Ccv

* denotes a non-reportable result

Project Name and Number: 030174.0016.0001.9.1 - RVAAP (OH)

Data Qualifier Summary

Lab Reporting Batch ID: 240-13565-1 **Laboratory: TA CAN**

EDD Filename: Prep240-13565-1rev **eQAPP Name: RVAAP-66 2012**

Reason Code Legend

Reason Code	*Description*
Cb	Calibration Blank Contamination
Ccv	Continuing Calibration Verification Percent Difference Upper Estimation
Ccv	Continuing Calibration Verification Percent Recovery Lower Estimation
Ccv	Continuing Calibration Verification Percent Recovery Upper Estimation
Eb	Equipment Blank Contamination
Fd	Field Duplicate Precision
Ld	Laboratory Duplicate Precision
Mb	Method Blank Contamination
Ms	Matrix Spike Lower Estimation
ProfJudg	Professional Judgment
RI	Reporting Limit Trace Value
StoE	Sampling to Extraction Estimation
Surr	Surrogate/Tracer Recovery Lower Estimation
Tb	Trip Blank Contamination

* denotes a non-reportable result

Project Name and Number: 030174.0016.0001.9.1 - RVAAP (OH)

Data Qualifier Summary

Lab Reporting Batch ID: 240-13565-2 **Laboratory: TA CAN**

EDD Filename: 240-13565-2 **eQAPP Name: RVAAP-66 2012**

Method Category: SVOA

Method: 8270C **Matrix:** AQ

Sample ID: FWGDA2MW-114-0075-GW **Collected:** 7/26/2012 10:11:00 **Analysis Type:** RES-ACID **Dilution:** 1

Analyte	Lab Result	Lab Qual	DL	DL Type	RL	RL Type	Units	Data Review Qual	Reason Code
2,4-DINITROPHENOL	2.3	U	2.3	MDL	2.3	LOD	ug/L	UJ	ProfJudg
3,3'-DICHLOROBENZIDINE	0.76	U	0.35	MDL	0.76	LOD	ug/L	UJ	Icv
4-CHLOROANILINE	0.76	U	0.76	MDL	0.76	LOD	ug/L	UJ	Icv
4-NITROPHENOL	2.3	U	2.3	MDL	2.3	LOD	ug/L	UJ	ProfJudg
BENZO(A)PYRENE	0.095	U	0.095	MDL	0.095	LOD	ug/L	UJ	Icv
BENZO(B)FLUORANTHENE	0.095	U	0.095	MDL	0.095	LOD	ug/L	UJ	Icv

Sample ID: FWGDA2MW-115-0076-GW **Collected:** 7/26/2012 10:18:00 **Analysis Type:** RES-ACID **Dilution:** 1

Analyte	Lab Result	Lab Qual	DL	DL Type	RL	RL Type	Units	Data Review Qual	Reason Code
2,4-DINITROPHENOL	2.3	U	2.3	MDL	2.3	LOD	ug/L	UJ	ProfJudg
3,3'-DICHLOROBENZIDINE	0.76	U	0.35	MDL	0.76	LOD	ug/L	UJ	Icv
4-CHLOROANILINE	0.76	U	0.76	MDL	0.76	LOD	ug/L	UJ	Icv
4-NITROPHENOL	2.3	U	2.3	MDL	2.3	LOD	ug/L	UJ	ProfJudg
BENZO(A)PYRENE	0.095	U	0.095	MDL	0.095	LOD	ug/L	UJ	Icv
BENZO(B)FLUORANTHENE	0.095	U	0.095	MDL	0.095	LOD	ug/L	UJ	Icv
BIS(2-ETHYLHEXYL)PHTHALATE	1.6	J	0.76	MDL	0.76	LOD	ug/L	J	Fd

Sample ID: FWGDA2MW-DUP3-0141-GW **Collected:** 7/26/2012 11:22:00 **Analysis Type:** RES-ACID **Dilution:** 1

Analyte	Lab Result	Lab Qual	DL	DL Type	RL	RL Type	Units	Data Review Qual	Reason Code
2,4-DINITROPHENOL	2.3	U	2.3	MDL	2.3	LOD	ug/L	UJ	ProfJudg
3,3'-DICHLOROBENZIDINE	0.76	U	0.35	MDL	0.76	LOD	ug/L	UJ	Icv
4-CHLOROANILINE	0.76	U	0.76	MDL	0.76	LOD	ug/L	UJ	Icv
4-NITROPHENOL	2.3	U	2.3	MDL	2.3	LOD	ug/L	UJ	ProfJudg
BENZO(A)PYRENE	0.095	U	0.095	MDL	0.095	LOD	ug/L	UJ	Icv
BENZO(B)FLUORANTHENE	0.095	U	0.095	MDL	0.095	LOD	ug/L	UJ	Icv

Sample ID: FWGDETMW-003C-0077-GW **Collected:** 7/26/2012 11:00:00 **Analysis Type:** RES-ACID **Dilution:** 1

Analyte	Lab Result	Lab Qual	DL	DL Type	RL	RL Type	Units	Data Review Qual	Reason Code
2,4-DINITROPHENOL	2.3	U	2.3	MDL	2.3	LOD	ug/L	UJ	ProfJudg

* denotes a non-reportable result

Project Name and Number: 030174.0016.0001.9.1 - RVAAP (OH)

Data Qualifier Summary

Lab Reporting Batch ID: 240-13565-2 **Laboratory: TA CAN**

EDD Filename: 240-13565-2 **eQAPP Name: RVAAP-66 2012**

Method Category: SVOA

Method: 8270C **Matrix:** AQ

Sample ID: FWGDETMW-003C-0077-GW **Collected:** 7/26/2012 11:00:00 **Analysis Type:** RES-BASE/NEUTRAL **Dilution:** 1

Analyte	Lab Result	Lab Qual	DL	DL Type	RL	RL Type	Units	Data Review Qual	Reason Code
3,3'-DICHLOROBENZIDINE	0.76	U	0.35	MDL	0.76	LOD	ug/L	UJ	Icv
4-CHLOROANILINE	0.76	U	0.76	MDL	0.76	LOD	ug/L	UJ	Icv
4-NITROPHENOL	2.3	U	2.3	MDL	2.3	LOD	ug/L	UJ	ProfJudg
BENZO(A)PYRENE	0.095	U	0.095	MDL	0.095	LOD	ug/L	UJ	Icv
BENZO(B)FLUORANTHENE	0.095	U	0.095	MDL	0.095	LOD	ug/L	UJ	Icv

Sample ID: FWGDETMW-004C-0078-GW **Collected:** 7/26/2012 11:02:00 **Analysis Type:** RES-BASE/NEUTRAL **Dilution:** 1

Analyte	Lab Result	Lab Qual	DL	DL Type	RL	RL Type	Units	Data Review Qual	Reason Code
1,2,4-TRICHLOROBENZENE	0.91	U	0.32	MDL	0.91	LOD	ug/L	UJ	Surr
1,2-DICHLOROBENZENE	0.91	U	0.33	MDL	0.91	LOD	ug/L	UJ	Surr
1,3-DICHLOROBENZENE	0.91	U	0.91	MDL	0.91	LOD	ug/L	UJ	Surr
1,4-DICHLOROBENZENE	0.91	U	0.39	MDL	0.91	LOD	ug/L	UJ	Surr
2,2'-OXYBIS (1-CHLOROPROPANE)	0.91	U	0.45	MDL	0.91	LOD	ug/L	UJ	Surr
2,4,5-TRICHLOROPHENOL	0.91	U	0.34	MDL	0.91	LOD	ug/L	UJ	Surr
2,4,6-TRICHLOROPHENOL	0.91	U	0.91	MDL	0.91	LOD	ug/L	UJ	Surr
2,4-DICHLOROPHENOL	0.91	U	0.91	MDL	0.91	LOD	ug/L	UJ	Surr
2,4-DIMETHYLPHENOL	0.91	U	0.91	MDL	0.91	LOD	ug/L	UJ	Surr
2,4-DINITROPHENOL	2.7	U	2.7	MDL	2.7	LOD	ug/L	UJ	Surr, ProfJudg
2-CHLORONAPHTHALENE	0.11	U	0.11	MDL	0.11	LOD	ug/L	UJ	Surr
2-CHLOROPHENOL	0.91	U	0.33	MDL	0.91	LOD	ug/L	UJ	Surr
2-METHYLNAPHTHALENE	0.11	U	0.11	MDL	0.11	LOD	ug/L	UJ	Surr
2-METHYLPHENOL	0.91	U	0.91	MDL	0.91	LOD	ug/L	UJ	Surr
2-NITROANILINE	0.91	U	0.91	MDL	0.91	LOD	ug/L	UJ	Surr
2-NITROPHENOL	0.91	U	0.32	MDL	0.91	LOD	ug/L	UJ	Surr
3,3'-DICHLOROBENZIDINE	0.91	U	0.42	MDL	0.91	LOD	ug/L	UJ	Surr, Icv
3-methylphenol/4-methylphenol	0.91	U	0.91	MDL	0.91	LOD	ug/L	UJ	Surr
3-NITROANILINE	0.91	U	0.32	MDL	0.91	LOD	ug/L	UJ	Surr
4,6-DINITRO-2-METHYLPHENOL	2.7	U	2.7	MDL	2.7	LOD	ug/L	UJ	Surr
4-BROMOPHENYL-PHENYLETHER	0.91	U	0.91	MDL	0.91	LOD	ug/L	UJ	Surr
4-CHLORO-3-METHYLPHENOL	0.91	U	0.91	MDL	0.91	LOD	ug/L	UJ	Surr
4-CHLOROANILINE	0.91	U	0.91	MDL	0.91	LOD	ug/L	UJ	Surr, Icv

* denotes a non-reportable result

Project Name and Number: 030174.0016.0001.9.1 - RVAAP (OH)

Data Qualifier Summary

Lab Reporting Batch ID: 240-13565-2 **Laboratory: TA CAN**

EDD Filename: 240-13565-2 **eQAPP Name: RVAAP-66 2012**

Method Category: SVOA

Method: 8270C **Matrix:** AQ

Sample ID: FWGDETMW-004C-0078-GW **Collected:** 7/26/2012 11:02:00 **Analysis Type:** RES-BASE/NEUTRAL **Dilution:** 1

Analyte	Lab Result	Lab Qual	DL	DL Type	RL	RL Type	Units	Data Review Qual	Reason Code
4-CHLOROPHENYL-PHENYLETHER	0.91	U	0.34	MDL	0.91	LOD	ug/L	UJ	Surr
4-NITROANILINE	0.91	U	0.91	MDL	0.91	LOD	ug/L	UJ	Surr
4-NITROPHENOL	2.7	U	2.7	MDL	2.7	LOD	ug/L	UJ	Surr, ProfJudg
ACENAPHTHENE	0.11	U	0.11	MDL	0.11	LOD	ug/L	UJ	Surr
ACENAPHTHYLENE	0.11	U	0.11	MDL	0.11	LOD	ug/L	UJ	Surr
ANTHRACENE	0.11	U	0.11	MDL	0.11	LOD	ug/L	UJ	Surr
BENZO(A)ANTHRACENE	0.11	U	0.11	MDL	0.11	LOD	ug/L	UJ	Surr
BENZO(A)PYRENE	0.11	U	0.11	MDL	0.11	LOD	ug/L	UJ	Surr, Icv
BENZO(B)FLUORANTHENE	0.11	U	0.11	MDL	0.11	LOD	ug/L	UJ	Surr, Icv
BENZO(G,H,I)PERYLENE	0.11	U	0.11	MDL	0.11	LOD	ug/L	UJ	Surr
BENZO(K)FLUORANTHENE	0.11	U	0.11	MDL	0.11	LOD	ug/L	UJ	Surr
BENZOIC ACID	11	U	11	MDL	11	LOD	ug/L	UJ	Surr
BENZYL ALCOHOL	0.91	U	0.43	MDL	0.91	LOD	ug/L	UJ	Surr
BIS(2-CHLOROETHOXY)METHANE	0.91	U	0.36	MDL	0.91	LOD	ug/L	UJ	Surr
Bis(2-chloroethyl)ether	0.11	U	0.11	MDL	0.11	LOD	ug/L	UJ	Surr
BIS(2-ETHYLHEXYL)PHTHALATE	0.97	J	0.91	MDL	0.91	LOD	ug/L	J	Surr
Butylbenzylphthalate	0.91	U	0.91	MDL	0.91	LOD	ug/L	UJ	Surr
CARBAZOLE	0.91	U	0.32	MDL	0.91	LOD	ug/L	UJ	Surr
CHRYSENE	0.11	U	0.11	MDL	0.11	LOD	ug/L	UJ	Surr
DIBENZ(A,H)ANTHRACENE	0.11	U	0.11	MDL	0.11	LOD	ug/L	UJ	Surr
DIBENZOFURAN	0.11	U	0.11	MDL	0.11	LOD	ug/L	UJ	Surr
Diethylphthalate	0.91	U	0.68	MDL	0.91	LOD	ug/L	UJ	Surr
Dimethylphthalate	0.91	U	0.33	MDL	0.91	LOD	ug/L	UJ	Surr
DI-N-BUTYL PHTHALATE	0.91	U	0.76	MDL	0.91	LOD	ug/L	UJ	Surr
DI-N-OCTYL PHTHALATE	0.91	U	0.91	MDL	0.91	LOD	ug/L	UJ	Surr
FLUORANTHENE	0.11	U	0.11	MDL	0.11	LOD	ug/L	UJ	Surr
FLUORENE	0.11	U	0.11	MDL	0.11	LOD	ug/L	UJ	Surr
HEXACHLOROBENZENE	0.11	U	0.11	MDL	0.11	LOD	ug/L	UJ	Surr
HEXACHLOROBUTADIENE	0.91	U	0.31	MDL	0.91	LOD	ug/L	UJ	Surr
HEXACHLOROCYCLOPENTADIENE	0.91	U	0.91	MDL	0.91	LOD	ug/L	UJ	Surr
HEXACHLOROETHANE	0.91	U	0.91	MDL	0.91	LOD	ug/L	UJ	Surr
INDENO(1,2,3-CD)PYRENE	0.11	U	0.11	MDL	0.11	LOD	ug/L	UJ	Surr

* denotes a non-reportable result

Project Name and Number: 030174.0016.0001.9.1 - RVAAP (OH)

Data Qualifier Summary

Lab Reporting Batch ID: 240-13565-2 **Laboratory: TA CAN**

EDD Filename: 240-13565-2 **eQAPP Name: RVAAP-66 2012**

Method Category: SVOA

Method: 8270C **Matrix:** AQ

Sample ID: FWGDETMW-004C-0078-GW **Collected:** 7/26/2012 11:02:00 **Analysis Type:** RES-BASE/NEUTRAL **Dilution:** 1

Analyte	Lab Result	Lab Qual	DL	DL Type	RL	RL Type	Units	Data Review Qual	Reason Code
ISOPHORONE	0.91	U	0.31	MDL	0.91	LOD	ug/L	UJ	Surr
NAPHTHALENE	0.11	U	0.11	MDL	0.11	LOD	ug/L	UJ	Surr
N-NITROSO-DI-N-PROPYLAMINE	0.91	U	0.91	MDL	0.91	LOD	ug/L	UJ	Surr
N-NITROSODIPHENYLAMINE	0.91	U	0.35	MDL	0.91	LOD	ug/L	UJ	Surr
PENTACHLOROPHENOL	2.7	U	2.7	MDL	2.7	LOD	ug/L	UJ	Surr
PHENANTHRENE	0.11	U	0.11	MDL	0.11	LOD	ug/L	UJ	Surr
PHENOL	0.91	U	0.68	MDL	0.91	LOD	ug/L	UJ	Surr
PYRENE	0.11	U	0.11	MDL	0.11	LOD	ug/L	UJ	Surr

Sample ID: FWGEQUIPRINSE4-0157-GW **Collected:** 7/26/2012 11:33:00 **Analysis Type:** RES-BASE/NEUTRAL **Dilution:** 1

Analyte	Lab Result	Lab Qual	DL	DL Type	RL	RL Type	Units	Data Review Qual	Reason Code
1,2,4-TRICHLOROBENZENE	0.78	U	0.27	MDL	0.78	LOD	ug/L	UJ	Surr
1,2-DICHLOROBENZENE	0.78	U	0.28	MDL	0.78	LOD	ug/L	UJ	Surr
1,3-DICHLOROBENZENE	0.78	U	0.78	MDL	0.78	LOD	ug/L	UJ	Surr
1,4-DICHLOROBENZENE	0.78	U	0.33	MDL	0.78	LOD	ug/L	UJ	Surr
2,2'-OXYBIS (1-CHLOROPROPANE)	0.78	U	0.39	MDL	0.78	LOD	ug/L	UJ	Surr
2,4,5-TRICHLOROPHENOL	0.78	U	0.29	MDL	0.78	LOD	ug/L	UJ	Surr
2,4,6-TRICHLOROPHENOL	0.78	U	0.78	MDL	0.78	LOD	ug/L	UJ	Surr
2,4-DICHLOROPHENOL	0.78	U	0.78	MDL	0.78	LOD	ug/L	UJ	Surr
2,4-DIMETHYLPHENOL	0.78	U	0.78	MDL	0.78	LOD	ug/L	UJ	Surr
2,4-DINITROPHENOL	2.4	U	2.4	MDL	2.4	LOD	ug/L	UJ	Surr, ProfJudg
2-CHLORONAPHTHALENE	0.098	U	0.098	MDL	0.098	LOD	ug/L	UJ	Surr
2-CHLOROPHENOL	0.78	U	0.28	MDL	0.78	LOD	ug/L	UJ	Surr
2-METHYLNAPHTHALENE	0.098	U	0.098	MDL	0.098	LOD	ug/L	UJ	Surr
2-METHYLPHENOL	0.78	U	0.78	MDL	0.78	LOD	ug/L	UJ	Surr
2-NITROANILINE	0.78	U	0.78	MDL	0.78	LOD	ug/L	UJ	Surr
2-NITROPHENOL	0.78	U	0.27	MDL	0.78	LOD	ug/L	UJ	Surr
3,3'-DICHLOROBENZIDINE	0.78	U	0.36	MDL	0.78	LOD	ug/L	UJ	Surr, Icv
3-methylphenol/4-methylphenol	0.78	U	0.78	MDL	0.78	LOD	ug/L	UJ	Surr
3-NITROANILINE	0.78	U	0.27	MDL	0.78	LOD	ug/L	UJ	Surr
4,6-DINITRO-2-METHYLPHENOL	2.4	U	2.4	MDL	2.4	LOD	ug/L	UJ	Surr

* denotes a non-reportable result

Project Name and Number: 030174.0016.0001.9.1 - RVAAP (OH)

Data Qualifier Summary

Lab Reporting Batch ID: 240-13565-2 **Laboratory: TA CAN**

EDD Filename: 240-13565-2 **eQAPP Name: RVAAP-66 2012**

Method Category: SVOA

Method: 8270C **Matrix:** AQ

Sample ID: FWGEQUIPRINSE4-0157-GW **Collected:** 7/26/2012 11:33:00 **Analysis Type:** RES-BASE/NEUTRAL **Dilution:** 1

Analyte	Lab Result	Lab Qual	DL	DL Type	RL	RL Type	Units	Data Review Qual	Reason Code
4-BROMOPHENYL-PHENYLETHER	0.78	U	0.78	MDL	0.78	LOD	ug/L	UJ	Surr
4-CHLORO-3-METHYLPHENOL	0.78	U	0.78	MDL	0.78	LOD	ug/L	UJ	Surr
4-CHLOROANILINE	0.78	U	0.78	MDL	0.78	LOD	ug/L	UJ	Surr, Icv
4-CHLOROPHENYL-PHENYLETHER	0.78	U	0.29	MDL	0.78	LOD	ug/L	UJ	Surr
4-NITROANILINE	0.78	U	0.78	MDL	0.78	LOD	ug/L	UJ	Surr
4-NITROPHENOL	2.4	U	2.4	MDL	2.4	LOD	ug/L	UJ	Surr, ProfJudg
ACENAPHTHENE	0.098	U	0.098	MDL	0.098	LOD	ug/L	UJ	Surr
ACENAPHTHYLENE	0.098	U	0.098	MDL	0.098	LOD	ug/L	UJ	Surr
ANTHRACENE	0.098	U	0.098	MDL	0.098	LOD	ug/L	UJ	Surr
BENZO(A)ANTHRACENE	0.098	U	0.098	MDL	0.098	LOD	ug/L	UJ	Surr
BENZO(A)PYRENE	0.098	U	0.098	MDL	0.098	LOD	ug/L	UJ	Surr, Icv
BENZO(B)FLUORANTHENE	0.098	U	0.098	MDL	0.098	LOD	ug/L	UJ	Surr, Icv
BENZO(G,H,I)PERYLENE	0.098	U	0.098	MDL	0.098	LOD	ug/L	UJ	Surr
BENZO(K)FLUORANTHENE	0.098	U	0.098	MDL	0.098	LOD	ug/L	UJ	Surr
BENZOIC ACID	9.8	U	9.8	MDL	9.8	LOD	ug/L	UJ	Surr
BENZYL ALCOHOL	0.78	U	0.37	MDL	0.78	LOD	ug/L	UJ	Surr
BIS(2-CHLOROETHOXY)METHANE	0.78	U	0.31	MDL	0.78	LOD	ug/L	UJ	Surr
Bis(2-chloroethyl)ether	0.098	U	0.098	MDL	0.098	LOD	ug/L	UJ	Surr
BIS(2-ETHYLHEXYL)PHTHALATE	0.78	U	0.78	MDL	0.78	LOD	ug/L	UJ	Surr
Butylbenzylphthalate	0.78	U	0.78	MDL	0.78	LOD	ug/L	UJ	Surr
CARBAZOLE	0.78	U	0.27	MDL	0.78	LOD	ug/L	UJ	Surr
CHRYSENE	0.098	U	0.098	MDL	0.098	LOD	ug/L	UJ	Surr
DIBENZ(A,H)ANTHRACENE	0.098	U	0.098	MDL	0.098	LOD	ug/L	UJ	Surr
DIBENZOFURAN	0.098	U	0.098	MDL	0.098	LOD	ug/L	UJ	Surr
Diethylphthalate	0.78	U	0.59	MDL	0.78	LOD	ug/L	UJ	Surr
Dimethylphthalate	0.78	U	0.28	MDL	0.78	LOD	ug/L	UJ	Surr
DI-N-BUTYL PHTHALATE	0.78	U	0.66	MDL	0.78	LOD	ug/L	UJ	Surr
DI-N-OCTYL PHTHALATE	0.78	U	0.78	MDL	0.78	LOD	ug/L	UJ	Surr
FLUORANTHENE	0.098	U	0.098	MDL	0.098	LOD	ug/L	UJ	Surr
FLUORENE	0.098	U	0.098	MDL	0.098	LOD	ug/L	UJ	Surr
HEXACHLOROBENZENE	0.098	U	0.098	MDL	0.098	LOD	ug/L	UJ	Surr
HEXACHLOROBUTADIENE	0.78	U	0.26	MDL	0.78	LOD	ug/L	UJ	Surr

* denotes a non-reportable result

Project Name and Number: 030174.0016.0001.9.1 - RVAAP (OH)

Data Qualifier Summary

Lab Reporting Batch ID: 240-13565-2 **Laboratory: TA CAN**

EDD Filename: 240-13565-2 **eQAPP Name: RVAAP-66 2012**

Method Category: SVOA

Method: 8270C **Matrix:** AQ

Sample ID: FWGEQUIPRINSE4-0157-GW **Collected:** 7/26/2012 11:33:00 **Analysis Type:** RES-BASE/NEUTRAL **Dilution:** 1

Analyte	Lab Result	Lab Qual	DL	DL Type	RL	RL Type	Units	Data Review Qual	Reason Code
HEXACHLOROCYCLOPENTADIENE	0.78	U	0.78	MDL	0.78	LOD	ug/L	UJ	Surr
HEXACHLOROETHANE	0.78	U	0.78	MDL	0.78	LOD	ug/L	UJ	Surr
INDENO(1,2,3-CD)PYRENE	0.098	U	0.098	MDL	0.098	LOD	ug/L	UJ	Surr
ISOPHORONE	0.78	U	0.26	MDL	0.78	LOD	ug/L	UJ	Surr
NAPHTHALENE	0.098	U	0.098	MDL	0.098	LOD	ug/L	UJ	Surr
N-NITROSO-DI-N-PROPYLAMINE	0.78	U	0.78	MDL	0.78	LOD	ug/L	UJ	Surr
N-NITROSODIPHENYLAMINE	0.78	U	0.30	MDL	0.78	LOD	ug/L	UJ	Surr
PENTACHLOROPHENOL	2.4	U	2.4	MDL	2.4	LOD	ug/L	UJ	Surr
PHENANTHRENE	0.098	U	0.098	MDL	0.098	LOD	ug/L	UJ	Surr
PHENOL	0.78	U	0.59	MDL	0.78	LOD	ug/L	UJ	Surr
PYRENE	0.098	U	0.098	MDL	0.098	LOD	ug/L	UJ	Surr

Sample ID: FWGLL12MW-187C-0104-GW **Collected:** 7/26/2012 9:03:00 **Analysis Type:** RES-ACID **Dilution:** 1

Analyte	Lab Result	Lab Qual	DL	DL Type	RL	RL Type	Units	Data Review Qual	Reason Code
2,4-DINITROPHENOL	2.3	U	2.3	MDL	2.3	LOD	ug/L	UJ	ProfJudg
4-NITROPHENOL	2.3	U	2.3	MDL	2.3	LOD	ug/L	UJ	ProfJudg
BENZO(A)PYRENE	0.095	U	0.095	MDL	0.095	LOD	ug/L	UJ	Icv
BENZO(B)FLUORANTHENE	0.095	U	0.095	MDL	0.095	LOD	ug/L	UJ	Icv

Sample ID: FWGLL12MW-242C-0105-GW **Collected:** 7/26/2012 9:15:00 **Analysis Type:** RES-ACID **Dilution:** 1

Analyte	Lab Result	Lab Qual	DL	DL Type	RL	RL Type	Units	Data Review Qual	Reason Code
2,4-DINITROPHENOL	2.3	U	2.3	MDL	2.3	LOD	ug/L	UJ	ProfJudg
4-NITROPHENOL	2.3	U	2.3	MDL	2.3	LOD	ug/L	UJ	ProfJudg
BENZO(A)PYRENE	0.095	U	0.095	MDL	0.095	LOD	ug/L	UJ	Icv
BENZO(B)FLUORANTHENE	0.095	U	0.095	MDL	0.095	LOD	ug/L	UJ	Icv

Sample ID: FWGLL12MW-246C-0107-GW **Collected:** 7/26/2012 8:47:00 **Analysis Type:** RES-ACID **Dilution:** 1

Analyte	Lab Result	Lab Qual	DL	DL Type	RL	RL Type	Units	Data Review Qual	Reason Code
2,4-DINITROPHENOL	2.3	U	2.3	MDL	2.3	LOD	ug/L	UJ	ProfJudg

* denotes a non-reportable result

Project Name and Number: 030174.0016.0001.9.1 - RVAAP (OH)

Data Qualifier Summary

Lab Reporting Batch ID: 240-13565-2 **Laboratory: TA CAN**

EDD Filename: 240-13565-2 **eQAPP Name: RVAAP-66 2012**

Method Category: SVOA

Method: 8270C **Matrix:** AQ

Sample ID: FWGLL12MW-246C-0107-GW **Collected:** 7/26/2012 8:47:00 **Analysis Type:** RES-ACID **Dilution:** 1

Analyte	Lab Result	Lab Qual	DL	DL Type	RL	RL Type	Units	Data Review Qual	Reason Code
4-NITROPHENOL	2.3	U	2.3	MDL	2.3	LOD	ug/L	UJ	ProfJudg
BENZO(A)PYRENE	0.095	U	0.095	MDL	0.095	LOD	ug/L	UJ	lcv
BENZO(B)FLUORANTHENE	0.095	U	0.095	MDL	0.095	LOD	ug/L	UJ	lcv

* denotes a non-reportable result

Project Name and Number: 030174.0016.0001.9.1 - RVAAP (OH)

Data Qualifier Summary

Lab Reporting Batch ID: 240-13565-2 **Laboratory: TA CAN**

EDD Filename: 240-13565-2 **eQAPP Name: RVAAP-66 2012**

Reason Code Legend

Reason Code	*Description*
Fd	Field Duplicate Precision
Icv	Initial Calibration Verification Percent Recovery Lower Estimation
ProfJudg	Professional Judgment
Surr	Surrogate/Tracer Recovery Lower Estimation

* denotes a non-reportable result

Project Name and Number: 030174.0016.0001.9.1 - RVAAP (OH)

APPENDIX E

INVESTIGATION-DERIVED WASTE CHARACTERIZATION AND DISPOSAL PLAN

Ohio Environmental Protection Agency
John R. Kasich, Governor
Mary Taylor, Lt. Governor
Scott J. Nally, Director

October 3, 2012

RE: RAVENNA ARMY AMMUNITION PLANT, PORTAGE/TRUMBULL COUNTIES, DRAFT, INVESTIGATION DERIVED WASTE AND DISPOSAL PLAN, FWGWMP JULY 2012 SAMPLING EVENT (Ohio EPA ID #: 267-000859-036)

Mr. Mark Patterson
Installation Manager
Ravenna Army Ammunition Plant
8451 State Route 5
Ravenna, OH 44266

CERTIFIED MAIL
7010 3090 0000 3936 6962

Dear Mr. Patterson:

The Ohio Environmental Protection Agency (Ohio EPA) has received and reviewed the "Draft, Investigation-Derived Waste Characterization and Disposal Plan (IDW), for the Facility-Wide Groundwater Monitoring Program, July 2012 Sampling Event at the Ravenna Army Ammunition Plant, Ravenna, OH" document. This document was received at Ohio EPA's Northeast District Office (NEDO), Division of Environmental Response and Revitalization (DERR), on August 28, 2012 and is dated August 27, 2012. The document was prepared for the U.S. Army Corps of Engineers (USACE) – Louisville District, by Environmental Quality Management, Inc. (EQM), under contract no. W912QR-04-D-0036. Ohio EPA had received a request from USACE to delay the review of this report until the detection of Ra-226 was evaluated. The evaluation indicated the detection was likely a false-positive based on several factors. Additional analyses concluded that there is not a concern for radiation for the sampled well or for the July 2012 IDW.

The report is approved and Ohio EPA concurs that the IDW (groundwater and decontamination fluids) from the July 2012 Sampling Event may be disposed of as contaminated, non-hazardous waste and that it be sent off-site for disposal to a permitted water treatment facility.

If you have any questions, please call me at (330) 963-1207.

Sincerely,

Vicki Deppisch
Project Coordinator
Division of Environmental Response and Revitalization

VD/kss

cc: Eileen Mohr, Ohio EPA, NEDO, DERR

ec: John Miller, EQM
LTC Ed Meade, OHARNG RTLS
Mark Nichter, USACE Louisville
Todd Fisher, Ohio EPA, NEDO, DERR
Christy Esler, Vista Sciences
Nancy Zikmanis, Ohio EPA, NEDO, DERR
Katie Tait, OHARNG RTLS
Glen Beckham, USACE Louisville
Mark Eldridge, AEC
Justin Burke, Ohio EPA, CO, DERR
Ann Wood, NGB

Northeast District Office
2110 East Aurora Road
Twinsburg, OH 44087-1924

330 | 963 1200
330 | 487 0769 (fax)
www.epa.ohio.gov

Partnering with you for success EQ eqm.com

August 27, 2012

Ms. Vicki Deppisch
Ohio Environmental Protection Agency, NE District Office
Division of Emergency and Remedial Response
2110 E. Aurora Road
Twinsburg, OH 44087

Re: IDW Report – July 2012 Sampling Event
Ravenna Army Ammunition Plant
Ravenna, Ohio

Dear Ms. Deppisch:

Enclosed for your review is one (1) copy of the Investigation-Derived Waste Characterization and Disposal Plan for the RVAAP-66 Facility-Wide Groundwater sampling event from July 2012 at the Ravenna Army Ammunition Plant in Ravenna, Ohio. This copy is being provided to the Ohio EPA for your approval prior to disposal of the investigative derived waste. I have also sent you, via email, an electronic copy of this document.

If you have any questions or require further clarification concerning this submittal, please call me at (513) 825-7500, or Mr. Mark Nichter of the USACE at (502) 315-6375.

Sincerely,

ENVIRONMENTAL QUALITY MANAGEMENT, INC.

John M. Miller, CHMM
Project Manager

cc: M. Nichter – USACE
M. Patterson – RVAAP (BRAC)

DRAFT

FACILITY-WIDE GROUNDWATER MONITORING PROGRAM

INVESTIGATION-DERIVED WASTE CHARACTERIZATION AND DISPOSAL PLAN JULY 2012 SAMPLING EVENT

RAVENNA ARMY AMMUNITION PLANT, RAVENNA, OHIO

MARC Contract Number W912QR-04-D-0036
Delivery Order No. 0006

Prepared for:

U.S. Army Corps of Engineers
600 Martin Luther King Jr. Place
Louisville, Kentucky 40202

Prepared by:

Environmental Quality Management, Inc.
1800 Carillon Boulevard
Cincinnati, Ohio 45240

August 27, 2012

TABLE OF CONTENTS

Table of Contents i
Acronyms ii
1.0 Introduction 1
2.0 Operational History and Waste Generation 2
3.0 Management of Environmental Media 3
4.0 Discussion of Analytical Results 4
5.0 Recommendations for Disposal 5
5.1 Purge Water 5
5.2 Decontamination Fluids 6
5.3 Summary of Disposal Recommendations 6
6.0 References 7

TABLES

2-1 IDW Inventory of Drums 2
5-1 Detected Analytical Results When Compared to USEPA Regulatory Characteristic Levels (40 CFR 261.20 - 24) 5
5-2 Summary of Drum Containers, TCLP Criteria, and Disposal Recommendations 6

APPENDICES

A Investigation-Derived Waste Analytical Report

ACRONYMS

AOC	Area of Concern
B12	Building 1200
BKG	Background Well
CBL	C Block Quarry
CBP	Central Burn Pits
EBG	Erie Burning Grounds
EQM	Environmental Quality Management, Inc.
EPA	Environmental Protection Agency
°F	Degrees Fahrenheit
FWGWMPP	Facility-Wide Groundwater Monitoring Program Plan
FWSAP	Facility-Wide Sampling and Analysis Plan
gal	Gallon
IDW	Investigation-derived Waste
mg/L	Milligram per Liter
NTA	NACA Test Area
ODA2	Open Demolition Area #2
RCRA	Resource Conservation and Recovery Act
RQL	Ramsdell Quarry Landfill
RVAAP	Ravenna Army Ammunition Plant
SAP	Sampling and Analysis Plan
SCF	Sharon Conglomerate Formation
SVOC	Semi-volatile Organic Compounds
TCLP	Toxicity Characteristic Leaching Procedure
USACE	United States Army Corps of Engineers
VOC	Volatile Organic Compounds
WBG	Winklepeck Burning Grounds

1.0 INTRODUCTION

Investigative activities were conducted during the Facility-Wide Groundwater Monitoring Program sampling events in July 2012 at the Ravenna Army Ammunition Plant (RVAAP), Ravenna, Ohio, resulting in the generation of investigation-derived wastes (IDW) comprising purge water and equipment decontamination wastewater. The IDW purge water was generated in the course of field activities at each well. The IDW decontamination waters were generated from the cleaning and decontamination of non-dedicated equipment used to sample the wells. The purpose of this report is to characterize and classify the IDW for proper disposal. The report includes:

- A summary of the IDW generated and its origin.
- A review of the analytical results used for waste characterization.
- Classification of the IDW per the *Facility Wide Sampling and Analysis Plan* (FWSAP).
- Recommendations for disposal.

This document follows guidance established by the United States Army Corps of Engineers (USACE) and the Ohio Environmental Protection Agency (EPA) regarding IDW disposition at RVAAP.

2.0 OPERATIONAL HISTORY AND WASTE GENERATION

Information regarding the operational history and suspected contaminants for the Facility-Wide Groundwater Monitoring Program Plan (FWGWMPP) is presented in Section 1.2 of the *Final Part 1 - Sampling and Analysis Plan Addendum for the Facility-Wide Groundwater Monitoring Program Plan at the Ravenna Army Ammunition Plant, Ravenna, Ohio* (SAP Addendum; Portage, 2004). Section 4.6 of the SAP Addendum describes procedures used for sampling and managing IDW at RVAAP.

Water (purged groundwater and decontamination water) IDW was generated during the July 2012 sampling event (73 wells). The purge water collected from the sampled areas of concern (AOCs) was stored in drums labeled for purge water disposal. Purge water was generated in accordance with the Facility-Wide Sampling and Analysis Plan (FWSAP), Section 5.4.4.2 (SAIC, 2011) under the micropurging criteria. Decontamination water was generated from the washing, rinsing, and decontamination procedures used for all non-dedicated sampling equipment. The decontamination water was stored in a drum separate from the purge water. These decontamination procedures are described in Section 5.4.8 of the FWSAP.

The drum container label, type and size of the drum container used, estimated volume per drum, and the source of purge wastewater or decontamination fluid is presented in Table 2-1.

Table 2-1. IDW Inventory of Drums

Drum Label	Drum Type & Size	Contents	Estimated Volume	Location/ Source
EQM 2012-4			~20 gallons	Equipment Rinse/ Decontamination
EQM 2012-5	55-gal Steel	Decontamination/ Rinse Water	~55 gallons	Load Lines 1, 2, 3, 4, 6, 10, 11, and 12, EBG, ODA2, CBL, B12, NTA, CBP, RQL, WBG, BKG, SCF, and FWG wells
EQM 2012-6	55-gal Steel	Purge Water	~55 gallons	Load Lines 1, 2, 3, 4, 6, 10, 11, and 12, EBG, ODA2, CBL, B12, NTA, CBP, RQL, WBG, BKG, SCF, and FWG wells
EQM 2012-7	55-gal Steel	Purge Water	~55 gallons	Load Lines 1, 2, 3, 4, 6, 10, 11, and 12, EBG, ODA2, CBL, B12, NTA, CBP, RQL, WBG, BKG, SCF, and FWG wells

EBG = Erie Burning Grounds
ODA2 = Open Demolition Area 2
CBL = C Block Quarry
B12 = Building 1200
NTA = NACA Test Area
FWG = New Facility-Wide Groundwater wells
CBP = Central Burn Pits
RQL = Ramsdell Quarry Landfill
WBG = Winklepeck Burning Grounds
BKG = Background Wells
SCF = Sharon Conglomerate Formation

3.0 MANAGEMENT OF ENVIRONMENTAL MEDIA

All environmental media were managed in a manner that minimized potential risk to human health and the environment. Investigation-derived waste was handled as nonhazardous material pending waste characterization and classification based on analytical results. The FWSAP and the SAP Addendum describe approved procedures used for containerizing and handling IDW.

All liquid indigenous (purged groundwater) IDW generated from each micropurging event was placed into a 55-gal drum as previously agreed upon by RVAAP, USACE, and Ohio EPA. The purge water was transferred daily from each well location after sampling via closed-top 5-gal buckets to the appropriately labeled 55-gal drum located and staged on a wooden pallet inside Building 1036.

4.0 DISCUSSION OF ANALYTICAL RESULTS

Per Section 8.4, IDW Characterization and Classification for Disposal, of the FWSAP, all IDW indigenous wastes were characterized for disposal by taking composite samples collected from each of the segregated waste streams. There were only two segregated waste streams during this sampling event that required characterization: one for the generated purge water and one for the decontamination wastewater. A composite sample was taken of each waste stream using a disposable bailer until a total of approximately 4 liters was withdrawn in equal amounts from all drums of that particular waste stream. Each waste stream composite sample was submitted to TestAmerica Laboratories in North Canton, Ohio, for full toxicity characteristic leaching procedure (TCLP) analysis in accordance with the FWSAP using the following methods:

- TCLP mercury by EPA Method SW-846 1311/7470A.
- TCLP metals (silver, arsenic, barium, cadmium, chromium, lead, and selenium) by EPA Method SW-846 1311/6010B.
- TCLP semivolatile organic compounds (SVOCs) by EPA Method SW-846 1311/8270C.
- TCLP volatile organic compounds (VOCs) by EPA Method SW-846 1311/8260B.
- TCLP pesticides by EPA Method SW-846 1311/8081A
- TCLP herbicides by EPA Method SW-846 1311/8151A
- Total cyanide by EPA Method SW-846 9012A
- Sulfide by EPA Method SW-846 9034
- Flashpoint by EPA Method SW-846 1010
- pH by EPA Method SW-846 9040B

A trip blank was submitted with the samples and analyzed for VOCs. The IDW analytical results are presented in Appendix A.

5.0 RECOMMENDATIONS FOR DISPOSAL

Table 8-1 in the FWSAP presents the maximum concentrations of contaminants for the toxicity characteristic for hazardous wastes as per 40 CFR 261.24. Analytical results for the IDW generated during the July 2012 groundwater sampling event were compared against these criteria to determine whether the waste streams generated were potentially hazardous or non-hazardous.

5.1 Purge Water

During micro-purging of the monitoring wells, liquid IDW was generated and sampled. The analytical results for the purged groundwater were compared to the regulatory levels from Table 8-1 in the FWSAP. The regulatory criteria for Resource Conservation and Recovery Act (RCRA) hazardous waste determinations were not exceeded. Table 5-1 presents the detected results compared to the regulatory characteristics for hazardous wastes as per 40 CFR 261.24.

EQM recommends that the drums containing purged groundwater be classified as non-hazardous and be sent offsite for disposal to a permitted water treatment facility in accordance with Section 8.0 of the FWSAP.

Table 5-1. Detected Analytical Results

Sample ID	Detected Contaminant	Detected Result (mg/L)	Regulatory Level[1] (mg/L)	Above Regulatory Yes/No
FWG-IDW-MWPURGEJAN2012	Selenium	0.0056 J, B	1.0	No
	Barium	0.18 J,B	100	No
	Flashpoint	>180°F	<140°F	No
	pH[2]	7.66	<2 or >12.5	No
FWG-IDW-MWDECONJAN2012	Selenium	0.0041 J, B	1.0	No
	Barium	0.0085 J, B	100	No
	Endrin	0.000031 J	0.02	No
	Heptachlor	0.000034 J	0.008	No
	Heptachlor Epoxide	0.0001 J	0.008	No
	Lindane	0.00017 J	0.4	No
	Methoxychlor	0.000081 J	10	No
	Flashpoint	>180°F	<140°F	No
	pH[2]	9.60	<2 or >12.5	No
TRIP BLANK (totals analysis)	No Detections	NA	NA	NA

1 = USEPA Regulatory Characteristic Levels (40 CFR 261.20 through 24).
2 = pH measured in Standard Units (S.U.).
J = estimated result. Result is less than reporting limit.
B = method blank contamination.
NA = not applicable.

5.2 Decontamination Fluids

A composite sample was collected of the decontamination fluids generated during cleaning of non-dedicated sampling equipment. The analytical results indicated that all analytes were below TCLP threshold values. Therefore, the decontamination wastewater should be classified as non-hazardous and sent offsite to a permitted water treatment facility for disposal in accordance with Section 8.0 of the FWSAP.

5.3 Summary of Disposal Recommendations

It is recommended that all drums be classified as contaminated but non-hazardous. They should be sent offsite to a permitted water treatment facility for disposal. The TCLP test results for both composite samples show that no chemical was detected at hazardous waste levels. Table 5-2 presents a summary of each drum and the recommended disposal options for the waste streams.

Table 5-2. Summary of Drum Containers, TCLP/Characteristic Waste Criteria, and Disposal Recommendations

Drum Container Label	Media	TCLP Criteria	Disposal Recommendation
EQM 2012-4	Water	Maximum concentration of contaminants NOT exceeded	Offsite disposal as non-hazardous waste
EQM 2012-5	Water	Maximum concentration of contaminants NOT exceeded	Offsite disposal as non-hazardous waste
EQM 2012-6	Water	Maximum concentration of contaminants NOT exceeded	Offsite disposal as non-hazardous waste
EQM 2012-7	Water	Maximum concentration of contaminants NOT exceeded	Offsite disposal as non-hazardous waste

6.0 REFERENCES

Science Applications International Corporation (SAIC). February 24, 2011. *Final Facility-Wide Sampling and Analysis Plan for Environmental Investigations, Ravenna Army Ammunition Plant, Ravenna, Ohio.*

Portage Environmental. 2004. *RVAAP Facility Wide Groundwater Monitoring Program Plan.*

APPENDIX A

INVESTIGATION-DERIVED WASTE ANALYTICAL REPORT



TestAmerica

THE LEADER IN ENVIRONMENTAL TESTING

ANALYTICAL REPORT

TestAmerica Laboratories, Inc.
TestAmerica Canton
4101 Shuffel Street NW
North Canton, OH 44720
Tel: (330)497-9396

TestAmerica Job ID: 240-13566-1
Client Project/Site: RVAAP 66 (OH) - IDW

For:
Environmental Quality Mgt., Inc.
1800 Carillon Blvd
Cincinnati, Ohio 45240

Attn: Mr. Erik Corbin

Authorized for release by:
8/10/2012 12:40:49 PM

Mark Loeb
Project Manager II
mark.loeb@testamericainc.com

This report has been electronically signed and authorized by the signatory. Electronic signature is intended to be the legally binding equivalent of a traditionally handwritten signature.

Results relate only to the items tested and the sample(s) as received by the laboratory.

Table of Contents

Cover Page 1
Table of Contents 2
Definitions/Glossary 3
Case Narrative 4
Method Summary 7
Sample Summary 8
Detection Summary 9
Client Sample Results 10
Surrogate Summary 15
QC Sample Results 18
QC Association Summary 27
Lab Chronicle 31
Certification Summary 33
Chain of Custody 34
Receipt Checklists 37

Definitions/Glossary

Client: Environmental Quality Mgt., Inc.
Project/Site: RVAAP 66 (OH) - IDW

TestAmerica Job ID: 240-13566-1

Qualifiers

GC/MS VOA

Qualifier	Qualifier Description
U	Indicates the analyte was analyzed for but not detected.

GC/MS Semi VOA

Qualifier	Qualifier Description
U	Indicates the analyte was analyzed for but not detected.
J	Result is less than the RL but greater than or equal to the MDL and the concentration is an approximate value.

GC Semi VOA

Qualifier	Qualifier Description
U	Indicates the analyte was analyzed for but not detected.
J	Result is less than the RL but greater than or equal to the MDL and the concentration is an approximate value.

Metals

Qualifier	Qualifier Description
U	Indicates the analyte was analyzed for but not detected.
B	Compound was found in the blank and sample.
J	Result is less than the RL but greater than or equal to the MDL and the concentration is an approximate value.

General Chemistry

Qualifier	Qualifier Description
U	Indicates the analyte was analyzed for but not detected.

Glossary

Abbreviation	These commonly used abbreviations may or may not be present in this report.
☼	Listed under the "D" column to designate that the result is reported on a dry weight basis
%R	Percent Recovery
CNF	Contains no Free Liquid
DL, RA, RE, IN	Indicates a Dilution, Reanalysis, Re-extraction, or additional Initial metals/anion analysis of the sample
EDL	Estimated Detection Limit
EPA	United States Environmental Protection Agency
MDL	Method Detection Limit
ML	Minimum Level (Dioxin)
ND	Not detected at the reporting limit (or MDL or EDL if shown)
PQL	Practical Quantitation Limit
QC	Quality Control
RL	Reporting Limit
RPD	Relative Percent Difference, a measure of the relative difference between two points
TEF	Toxicity Equivalent Factor (Dioxin)
TEQ	Toxicity Equivalent Quotient (Dioxin)

Job ID: 240-13566-1

Laboratory: TestAmerica Canton

Narrative

CASE NARRATIVE

Client: Environmental Quality Mgt., Inc.

Project: RVAAP 66 (OH) - IDW

Report Number: 240-13566-1

With the exceptions noted as flags or footnotes, standard analytical protocols were followed in the analysis of the samples and no problems were encountered or anomalies observed. In addition all laboratory quality control samples were within established control limits, with any exceptions noted below. Each sample was analyzed to achieve the lowest possible reporting limit within the constraints of the method. In some cases, due to interference or analytes present at high concentrations, samples were diluted. For diluted samples, the reporting limits are adjusted relative to the dilution required.

TestAmerica North Canton attests to the validity of the laboratory data generated by TestAmerica facilities reported herein. All analyses performed by TestAmerica facilities were done using established laboratory SOPs that incorporate QA/QC procedures described in the application methods. TestAmerica's operations groups have reviewed the data for compliance with the laboratory QA/QC plan, and data have been found to be compliant with laboratory protocols unless otherwise noted below.

The test results in this report meet all NELAP requirements for parameters for which accreditation is required or available. Any exceptions to NELAP requirements are noted in this report. Pursuant to NELAP, this report may not be reproduced, except in full, without the written approval of the laboratory.

Calculations are performed before rounding to avoid round-off errors in calculated results.

All holding times were met and proper preservation noted for the methods performed on these samples, unless otherwise detailed in the individual sections below.

All solid sample results are reported on an "as received" basis unless otherwise indicated by the presence of a % solids value in the method header.

This laboratory report is confidential and is intended for the sole use of TestAmerica and its client.

RECEIPT

The samples were received on 07/27/2012; the samples arrived in good condition, properly preserved and on ice. The temperatures of the coolers at receipt were 1.6 and 1.8 C.

TCLP VOLATILE ORGANIC COMPOUNDS (GC-MS)

Samples FWG DECON JULY 2012 (240-13566-1) and FWG PURGE JULY 2012 (240-13566-2) were analyzed for TCLP volatile organic compounds (GC-MS) in accordance with EPA SW-846 Methods 1311/8260B. The samples were leached on 07/31/2012 and analyzed on 08/07/2012.

No difficulties were encountered during the VOCs analyses. All quality control parameters were within the acceptance limits.

VOLATILE ORGANIC COMPOUNDS (GC-MS)

Sample PURGE DECON TRIP (240-13566-3) was analyzed for volatile organic compounds (GC-MS) in accordance with EPA SW-846 Method 8260B. The samples were analyzed on 08/03/2012.

No difficulties were encountered during the VOCs analysis. All quality control parameters were within the acceptance limits.

TCLP SEMIVOLATILE ORGANIC COMPOUNDS (GC-MS)

Samples FWG DECON JULY 2012 (240-13566-1) and FWG PURGE JULY 2012 (240-13566-2) were analyzed for TCLP semivolatile

Job ID: 240-13566-1 (Continued)

Laboratory: TestAmerica Canton (Continued)

organic compounds (GC-MS) in accordance with EPA SW-846 Methods 1311/8270C. The samples were leached on 07/31/2012, prepared on 08/01/2012 and analyzed on 08/03/2012.

Surrogates are added during the extraction process prior to dilution. When the sample is diluted, surrogate recoveries are diluted out and no corrective action is required.

No difficulties were encountered during the SVOCs analyses. All quality control parameters were within the acceptance limits.

TCLP CHLORINATED PESTICIDES

Samples FWG DECON JULY 2012 (240-13566-1) and FWG PURGE JULY 2012 (240-13566-2) were analyzed for TCLP chlorinated pesticides in accordance with EPA SW-846 Methods 1311/ 8081A. The samples were leached on 07/31/2012, prepared on 08/01/2012 and analyzed on 08/05/2012.

Surrogates are added during the extraction process prior to dilution. When the sample dilution is 5X or greater, surrogate recoveries are diluted out and no corrective action is required.

No difficulties were encountered during the pesticides analyses. All quality control parameters were within the acceptance limits.

TCLP CHLORINATED HERBICIDES

Samples FWG DECON JULY 2012 (240-13566-1) and FWG PURGE JULY 2012 (240-13566-2) were analyzed for TCLP chlorinated herbicides in accordance with EPA SW-846 Methods 1311/ 8151A. The samples were leached on 07/31/2012, prepared on 08/01/2012 and analyzed on 08/06/2012.

Surrogates are added during the extraction process prior to dilution. When the sample dilution is 5X or greater, surrogate recoveries are diluted out and no corrective action is required.

No difficulties were encountered during the herbicides analyses. All quality control parameters were within the acceptance limits.

TCLP METALS (ICP)

Samples FWG DECON JULY 2012 (240-13566-1) and FWG PURGE JULY 2012 (240-13566-2) were analyzed for TCLP metals (ICP) in accordance with EPA SW-846 Methods 1311/ 6010B. The samples were leached on 07/31/2012, prepared on 08/01/2012 and analyzed on 08/02/2012.

Barium and Selenium were detected in method blank LB 240-52753/1-C at levels that were above the method detection limit but below the reporting limit. The values should be considered estimates, and have been flagged "J". If the associated sample reported a result above the MDL and/or RL, the result has been "B" flagged. Refer to the QC report for details.

Lead and Selenium were detected in method blank MB 240-52801/2-A at levels that were above the method detection limit but below the reporting limit. The values should be considered estimates, and have been flagged "J". If the associated sample reported a result above the MDL and/or RL, the result has been "B" flagged. Refer to the QC report for details.

No other difficulties were encountered during the metals analyses. All other quality control parameters were within the acceptance limits.

TCLP MERCURY

Samples FWG DECON JULY 2012 (240-13566-1) and FWG PURGE JULY 2012 (240-13566-2) were analyzed for TCLP mercury in accordance with EPA SW-846 Methods 1311/7470A. The samples were leached on 07/31/2012, prepared on 08/01/2012 and analyzed on 08/02/2012.

No difficulties were encountered during the mercury analyses. All quality control parameters were within the acceptance limits.

FLASHPOINT

Samples FWG DECON JULY 2012 (240-13566-1) and FWG PURGE JULY 2012 (240-13566-2) were analyzed for flashpoint in accordance with EPA SW-846 Method 1010. The samples were analyzed on 07/31/2012.

No difficulties were encountered during the flashpoint analyses. All quality control parameters were within the acceptance limits.

Job ID: 240-13566-1 (Continued)

Laboratory: TestAmerica Canton (Continued)

TOTAL CYANIDE

Samples FWG DECON JULY 2012 (240-13566-1) and FWG PURGE JULY 2012 (240-13566-2) were analyzed for total cyanide in accordance with EPA SW-846 Method 9012A. The samples were prepared and analyzed on 08/01/2012.

No difficulties were encountered during the cyanide analyses. All quality control parameters were within the acceptance limits.

SULFIDE

Samples FWG DECON JULY 2012 (240-13566-1) and FWG PURGE JULY 2012 (240-13566-2) were analyzed for sulfide in accordance with EPA SW-846 Method 9034. The samples were prepared and analyzed on 07/30/2012.

No difficulties were encountered during the sulfide analyses. All quality control parameters were within the acceptance limits.

PH

Samples FWG DECON JULY 2012 (240-13566-1) and FWG PURGE JULY 2012 (240-13566-2) were analyzed for pH in accordance with EPA SW-846 Method 9040B. The samples were analyzed on 07/27/2012.

No difficulties were encountered during the pH analyses. All quality control parameters were within the acceptance limits.

Method Summary

Client: Environmental Quality Mgt., Inc.
Project/Site: RVAAP 66 (OH) - IDW

TestAmerica Job ID: 240-13566-1

Method	Method Description	Protocol	Laboratory
8260B	Volatile Organic Compounds (GC/MS)	SW846	TAL NC
8270C	Semivolatile Organic Compounds (GC/MS)	SW846	TAL NC
8081A	Organochlorine Pesticides (GC)	SW846	TAL NC
8151A	Herbicides (GC)	SW846	TAL NC
6010B	Metals (ICP)	SW846	TAL NC
7470A	Mercury (CVAA)	SW846	TAL NC
1010	Ignitability, Pensky-Martens Closed-Cup Method	SW846	TAL NC
9012A	Cyanide, Total and/or Amenable	SW846	TAL NC
9034	Sulfide, Acid soluble and Insoluble (Titrimetric)	SW846	TAL NC
9040B	pH	SW846	TAL NC

Protocol References:

SW846 = "Test Methods For Evaluating Solid Waste, Physical/Chemical Methods", Third Edition, November 1986 And Its Updates.

Laboratory References:

TAL NC = TestAmerica Canton, 4101 Shuffel Street NW, North Canton, OH 44720, TEL (330)497-9396

Sample Summary

Client: Environmental Quality Mgt., Inc.
Project/Site: RVAAP 66 (OH) - IDW

TestAmerica Job ID: 240-13566-1

Lab Sample ID	Client Sample ID	Matrix	Collected	Received
240-13566-1	FWG DECON JULY 2012	Water	07/26/12 12:30	07/27/12 08:00
240-13566-2	FWG PURGE JULY 2012	Water	07/26/12 12:45	07/27/12 08:00
240-13566-3	PURGE DECON TRIP	Water	07/26/12 12:30	07/27/12 08:00

Detection Summary

Client: Environmental Quality Mgt., Inc.
Project/Site: RVAAP 66 (OH) - IDW

TestAmerica Job ID: 240-13566-1

Client Sample ID: FWG DECON JULY 2012 — Lab Sample ID: 240-13566-1

Analyte	Result	Qualifier	RL	MDL	Unit	Dil Fac	D	Method	Prep Type
Endrin	0.000031	J	0.0012	0.000026	mg/L	1		8081A	TCLP
Heptachlor	0.000034	J	0.0012	0.000019	mg/L	1		8081A	TCLP
Heptachlor epoxide	0.00010	J	0.0012	0.000017	mg/L	1		8081A	TCLP
gamma-BHC (Lindane)	0.00017	J	0.0012	0.000015	mg/L	1		8081A	TCLP
Methoxychlor	0.000081	J	0.0024	0.000077	mg/L	1		8081A	TCLP
Barium	0.0085	J B	10	0.00067	mg/L	1		6010B	TCLP
Selenium	0.0041	J B	0.25	0.0041	mg/L	1		6010B	TCLP
Flashpoint	>180		1.00	1.00	Degrees F	1		1010	Total/NA
pH	9.60		0.100	0.100	SU	1		9040B	Total/NA

Client Sample ID: FWG PURGE JULY 2012 — Lab Sample ID: 240-13566-2

Analyte	Result	Qualifier	RL	MDL	Unit	Dil Fac	D	Method	Prep Type
Barium	0.18	J B	10	0.00067	mg/L	1		6010B	TCLP
Selenium	0.0056	J B	0.25	0.0041	mg/L	1		6010B	TCLP
Flashpoint	>180		1.00	1.00	Degrees F	1		1010	Total/NA
pH	7.66		0.100	0.100	SU	1		9040B	Total/NA

Client Sample ID: PURGE DECON TRIP — Lab Sample ID: 240-13566-3

No Detections

Client Sample ID: FWG DECON JULY 2012
Date Collected: 07/26/12 12:30
Date Received: 07/27/12 08:00

Lab Sample ID: 240-13566-1
Matrix: Water

Method: 8260B - Volatile Organic Compounds (GC/MS) - TCLP

Analyte	Result	Qualifier	RL	MDL	Unit	D	Prepared	Analyzed	Dil Fac
1,1-Dichloroethene	0.025	U	0.025	0.0095	mg/L			08/07/12 22:29	1
1,2-Dichloroethane	0.025	U	0.025	0.011	mg/L			08/07/12 22:29	1
2-Butanone (MEK)	0.25	U	0.25	0.029	mg/L			08/07/12 22:29	1
Benzene	0.025	U	0.025	0.0065	mg/L			08/07/12 22:29	1
Carbon tetrachloride	0.025	U	0.025	0.0065	mg/L			08/07/12 22:29	1
Chlorobenzene	0.025	U	0.025	0.0075	mg/L			08/07/12 22:29	1
Chloroform	0.025	U	0.025	0.0080	mg/L			08/07/12 22:29	1
Tetrachloroethene	0.025	U	0.025	0.015	mg/L			08/07/12 22:29	1
Trichloroethene	0.025	U	0.025	0.0085	mg/L			08/07/12 22:29	1
Vinyl chloride	0.025	U	0.025	0.011	mg/L			08/07/12 22:29	1

Surrogate	*%Recovery*	*Qualifier*	*Limits*	*Prepared*	*Analyzed*	*Dil Fac*
1,2-Dichloroethane-d4 (Surr)	*93*		*80 - 121*		*08/07/12 22:29*	*1*
4-Bromofluorobenzene (Surr)	*89*		*70 - 124*		*08/07/12 22:29*	*1*
Toluene-d8 (Surr)	*104*		*90 - 115*		*08/07/12 22:29*	*1*
Dibromofluoromethane (Surr)	*112*		*84 - 128*		*08/07/12 22:29*	*1*

Method: 8270C - Semivolatile Organic Compounds (GC/MS) - TCLP

Analyte	Result	Qualifier	RL	MDL	Unit	D	Prepared	Analyzed	Dil Fac
1,4-Dichlorobenzene	0.0040	U	0.0040	0.00034	mg/L		08/01/12 12:12	08/03/12 18:43	1
2,4,5-Trichlorophenol	0.020	U	0.020	0.00030	mg/L		08/01/12 12:12	08/03/12 18:43	1
2,4,6-Trichlorophenol	0.020	U	0.020	0.00080	mg/L		08/01/12 12:12	08/03/12 18:43	1
2,4-Dinitrotoluene	0.020	U	0.020	0.00027	mg/L		08/01/12 12:12	08/03/12 18:43	1
Hexachlorobenzene	0.020	U	0.020	0.00010	mg/L		08/01/12 12:12	08/03/12 18:43	1
Hexachlorobutadiene	0.020	U	0.020	0.00027	mg/L		08/01/12 12:12	08/03/12 18:43	1
Hexachloroethane	0.020	U	0.020	0.00080	mg/L		08/01/12 12:12	08/03/12 18:43	1
3 & 4 Methylphenol	0.040	U	0.040	0.00075	mg/L		08/01/12 12:12	08/03/12 18:43	1
2-Methylphenol	0.0040	U	0.0040	0.00080	mg/L		08/01/12 12:12	08/03/12 18:43	1
Nitrobenzene	0.0040	U	0.0040	0.000040	mg/L		08/01/12 12:12	08/03/12 18:43	1
Pentachlorophenol	0.040	U	0.040	0.0024	mg/L		08/01/12 12:12	08/03/12 18:43	1
Pyridine	0.020	U	0.020	0.00035	mg/L		08/01/12 12:12	08/03/12 18:43	1

Surrogate	*%Recovery*	*Qualifier*	*Limits*	*Prepared*	*Analyzed*	*Dil Fac*
2-Fluorobiphenyl (Surr)	*45*		*22 - 110*	*08/01/12 12:12*	*08/03/12 18:43*	*1*
2-Fluorophenol (Surr)	*48*		*10 - 110*	*08/01/12 12:12*	*08/03/12 18:43*	*1*
2,4,6-Tribromophenol (Surr)	*57*		*17 - 117*	*08/01/12 12:12*	*08/03/12 18:43*	*1*
Nitrobenzene-d5 (Surr)	*49*		*29 - 111*	*08/01/12 12:12*	*08/03/12 18:43*	*1*
Phenol-d5 (Surr)	*41*		*10 - 110*	*08/01/12 12:12*	*08/03/12 18:43*	*1*
Terphenyl-d14 (Surr)	*63*		*40 - 119*	*08/01/12 12:12*	*08/03/12 18:43*	*1*

Method: 8081A - Organochlorine Pesticides (GC) - TCLP

Analyte	Result	Qualifier	RL	MDL	Unit	D	Prepared	Analyzed	Dil Fac
Chlordane (technical)	0.012	U	0.012	0.000079	mg/L		08/01/12 12:17	08/05/12 08:26	1
Endrin	**0.000031**	**J**	0.0012	0.000026	mg/L		08/01/12 12:17	08/05/12 08:26	1
Heptachlor	**0.000034**	**J**	0.0012	0.000019	mg/L		08/01/12 12:17	08/05/12 08:26	1
Heptachlor epoxide	**0.00010**	**J**	0.0012	0.000017	mg/L		08/01/12 12:17	08/05/12 08:26	1
gamma-BHC (Lindane)	**0.00017**	**J**	0.0012	0.000015	mg/L		08/01/12 12:17	08/05/12 08:26	1
Methoxychlor	**0.000081**	**J**	0.0024	0.000077	mg/L		08/01/12 12:17	08/05/12 08:26	1
Toxaphene	0.048	U	0.048	0.00077	mg/L		08/01/12 12:17	08/05/12 08:26	1

Surrogate	*%Recovery*	*Qualifier*	*Limits*	*Prepared*	*Analyzed*	*Dil Fac*
Tetrachloro-m-xylene	*70*		*46 - 122*	*08/01/12 12:17*	*08/05/12 08:26*	*1*

Client Sample ID: FWG DECON JULY 2012
Date Collected: 07/26/12 12:30
Date Received: 07/27/12 08:00

Lab Sample ID: 240-13566-1
Matrix: Water

Method: 8081A - Organochlorine Pesticides (GC) - TCLP (Continued)

Surrogate	*%Recovery*	*Qualifier*	*Limits*	*Prepared*	*Analyzed*	*Dil Fac*
Tetrachloro-m-xylene	*73*		*46 - 122*	*08/01/12 12:17*	*08/05/12 08:26*	*1*
DCB Decachlorobiphenyl	*41*		*34 - 141*	*08/01/12 12:17*	*08/05/12 08:26*	*1*
DCB Decachlorobiphenyl	*34*		*34 - 141*	*08/01/12 12:17*	*08/05/12 08:26*	*1*

Method: 8151A - Herbicides (GC) - TCLP

Analyte	Result	Qualifier	RL	MDL	Unit	D	Prepared	Analyzed	Dil Fac
2,4-D	0.0020	U	0.0020	0.00021	mg/L		08/01/12 12:21	08/06/12 07:52	1
Silvex (2,4,5-TP)	0.00050	U	0.00050	0.00010	mg/L		08/01/12 12:21	08/06/12 07:52	1

Surrogate	*%Recovery*	*Qualifier*	*Limits*	*Prepared*	*Analyzed*	*Dil Fac*
2,4-Dichlorophenylacetic acid	*81*		*37 - 116*	*08/01/12 12:21*	*08/06/12 07:52*	*1*
2,4-Dichlorophenylacetic acid	*95*		*37 - 116*	*08/01/12 12:21*	*08/06/12 07:52*	*1*

Method: 6010B - Metals (ICP) - TCLP

Analyte	Result	Qualifier	RL	MDL	Unit	D	Prepared	Analyzed	Dil Fac
Arsenic	0.50	U	0.50	0.0032	mg/L		08/01/12 10:06	08/02/12 12:40	1
Barium	**0.0085**	**J B**	10	0.00067	mg/L		08/01/12 10:06	08/02/12 12:40	1
Cadmium	0.10	U	0.10	0.00066	mg/L		08/01/12 10:06	08/02/12 12:40	1
Chromium	0.50	U	0.50	0.0022	mg/L		08/01/12 10:06	08/02/12 12:40	1
Lead	0.50	U	0.50	0.0019	mg/L		08/01/12 10:06	08/02/12 12:40	1
Selenium	**0.0041**	**J B**	0.25	0.0041	mg/L		08/01/12 10:06	08/02/12 12:40	1
Silver	0.50	U	0.50	0.0022	mg/L		08/01/12 10:06	08/02/12 12:40	1

Method: 7470A - Mercury (CVAA) - TCLP

Analyte	Result	Qualifier	RL	MDL	Unit	D	Prepared	Analyzed	Dil Fac
Mercury	0.0020	U	0.0020	0.00012	mg/L		08/01/12 13:15	08/02/12 10:18	1

General Chemistry

Analyte	Result	Qualifier	RL	MDL	Unit	D	Prepared	Analyzed	Dil Fac
Flashpoint	**>180**		1.00	1.00	Degrees F			07/31/12 10:20	1
Cyanide, Total	0.010	U	0.010	0.0050	mg/L		08/01/12 11:20	08/01/12 11:55	1
Sulfide	3.0	U	3.0	0.94	mg/L		07/30/12 09:02	07/30/12 13:09	1
pH	**9.60**		0.100	0.100	SU			07/27/12 11:49	1

Client Sample ID: FWG PURGE JULY 2012
Date Collected: 07/26/12 12:45
Date Received: 07/27/12 08:00

Lab Sample ID: 240-13566-2
Matrix: Water

Method: 8260B - Volatile Organic Compounds (GC/MS) - TCLP

Analyte	Result	Qualifier	RL	MDL	Unit	D	Prepared	Analyzed	Dil Fac
1,1-Dichloroethene	0.025	U	0.025	0.0095	mg/L			08/07/12 22:55	1
1,2-Dichloroethane	0.025	U	0.025	0.011	mg/L			08/07/12 22:55	1
2-Butanone (MEK)	0.25	U	0.25	0.029	mg/L			08/07/12 22:55	1
Benzene	0.025	U	0.025	0.0065	mg/L			08/07/12 22:55	1
Carbon tetrachloride	0.025	U	0.025	0.0065	mg/L			08/07/12 22:55	1
Chlorobenzene	0.025	U	0.025	0.0075	mg/L			08/07/12 22:55	1
Chloroform	0.025	U	0.025	0.0080	mg/L			08/07/12 22:55	1
Tetrachloroethene	0.025	U	0.025	0.015	mg/L			08/07/12 22:55	1
Trichloroethene	0.025	U	0.025	0.0085	mg/L			08/07/12 22:55	1
Vinyl chloride	0.025	U	0.025	0.011	mg/L			08/07/12 22:55	1

Surrogate	*%Recovery*	*Qualifier*	*Limits*	*Prepared*	*Analyzed*	*Dil Fac*
1,2-Dichloroethane-d4 (Surr)	*97*		*80 - 121*		*08/07/12 22:55*	*1*
4-Bromofluorobenzene (Surr)	*91*		*70 - 124*		*08/07/12 22:55*	*1*
Toluene-d8 (Surr)	*104*		*90 - 115*		*08/07/12 22:55*	*1*
Dibromofluoromethane (Surr)	*115*		*84 - 128*		*08/07/12 22:55*	*1*

Method: 8270C - Semivolatile Organic Compounds (GC/MS) - TCLP

Analyte	Result	Qualifier	RL	MDL	Unit	D	Prepared	Analyzed	Dil Fac
1,4-Dichlorobenzene	0.0040	U	0.0040	0.00034	mg/L		08/01/12 12:12	08/03/12 19:03	1
2,4,5-Trichlorophenol	0.020	U	0.020	0.00030	mg/L		08/01/12 12:12	08/03/12 19:03	1
2,4,6-Trichlorophenol	0.020	U	0.020	0.00080	mg/L		08/01/12 12:12	08/03/12 19:03	1
2,4-Dinitrotoluene	0.020	U	0.020	0.00027	mg/L		08/01/12 12:12	08/03/12 19:03	1
Hexachlorobenzene	0.020	U	0.020	0.00010	mg/L		08/01/12 12:12	08/03/12 19:03	1
Hexachlorobutadiene	0.020	U	0.020	0.00027	mg/L		08/01/12 12:12	08/03/12 19:03	1
Hexachloroethane	0.020	U	0.020	0.00080	mg/L		08/01/12 12:12	08/03/12 19:03	1
3 & 4 Methylphenol	0.040	U	0.040	0.00075	mg/L		08/01/12 12:12	08/03/12 19:03	1
2-Methylphenol	0.0040	U	0.0040	0.00080	mg/L		08/01/12 12:12	08/03/12 19:03	1
Nitrobenzene	0.0040	U	0.0040	0.000040	mg/L		08/01/12 12:12	08/03/12 19:03	1
Pentachlorophenol	0.040	U	0.040	0.0024	mg/L		08/01/12 12:12	08/03/12 19:03	1
Pyridine	0.020	U	0.020	0.00035	mg/L		08/01/12 12:12	08/03/12 19:03	1

Surrogate	*%Recovery*	*Qualifier*	*Limits*	*Prepared*	*Analyzed*	*Dil Fac*
2-Fluorobiphenyl (Surr)	*49*		*22 - 110*	*08/01/12 12:12*	*08/03/12 19:03*	*1*
2-Fluorophenol (Surr)	*51*		*10 - 110*	*08/01/12 12:12*	*08/03/12 19:03*	*1*
2,4,6-Tribromophenol (Surr)	*49*		*17 - 117*	*08/01/12 12:12*	*08/03/12 19:03*	*1*
Nitrobenzene-d5 (Surr)	*56*		*29 - 111*	*08/01/12 12:12*	*08/03/12 19:03*	*1*
Phenol-d5 (Surr)	*45*		*10 - 110*	*08/01/12 12:12*	*08/03/12 19:03*	*1*
Terphenyl-d14 (Surr)	*72*		*40 - 119*	*08/01/12 12:12*	*08/03/12 19:03*	*1*

Method: 8081A - Organochlorine Pesticides (GC) - TCLP

Analyte	Result	Qualifier	RL	MDL	Unit	D	Prepared	Analyzed	Dil Fac
Chlordane (technical)	0.012	U	0.012	0.000079	mg/L		08/01/12 12:17	08/05/12 09:15	1
Endrin	0.0012	U	0.0012	0.000026	mg/L		08/01/12 12:17	08/05/12 09:15	1
Heptachlor	0.0012	U	0.0012	0.000019	mg/L		08/01/12 12:17	08/05/12 09:15	1
Heptachlor epoxide	0.0012	U	0.0012	0.000017	mg/L		08/01/12 12:17	08/05/12 09:15	1
gamma-BHC (Lindane)	0.0012	U	0.0012	0.000015	mg/L		08/01/12 12:17	08/05/12 09:15	1
Methoxychlor	0.0024	U	0.0024	0.000077	mg/L		08/01/12 12:17	08/05/12 09:15	1
Toxaphene	0.048	U	0.048	0.00077	mg/L		08/01/12 12:17	08/05/12 09:15	1

Surrogate	*%Recovery*	*Qualifier*	*Limits*	*Prepared*	*Analyzed*	*Dil Fac*
Tetrachloro-m-xylene	*80*		*46 - 122*	*08/01/12 12:17*	*08/05/12 09:15*	*1*

Client Sample ID: FWG PURGE JULY 2012
Date Collected: 07/26/12 12:45
Date Received: 07/27/12 08:00

Lab Sample ID: 240-13566-2
Matrix: Water

Method: 8081A - Organochlorine Pesticides (GC) - TCLP (Continued)

Surrogate	*%Recovery*	*Qualifier*	*Limits*	*Prepared*	*Analyzed*	*Dil Fac*
Tetrachloro-m-xylene	*82*		*46 - 122*	*08/01/12 12:17*	*08/05/12 09:15*	*1*
DCB Decachlorobiphenyl	*94*		*34 - 141*	*08/01/12 12:17*	*08/05/12 09:15*	*1*
DCB Decachlorobiphenyl	*89*		*34 - 141*	*08/01/12 12:17*	*08/05/12 09:15*	*1*

Method: 8151A - Herbicides (GC) - TCLP

Analyte	Result	Qualifier	RL	MDL	Unit	D	Prepared	Analyzed	Dil Fac
2,4-D	0.0020	U	0.0020	0.00021	mg/L		08/01/12 12:21	08/06/12 08:16	1
Silvex (2,4,5-TP)	0.00050	U	0.00050	0.00010	mg/L		08/01/12 12:21	08/06/12 08:16	1

Surrogate	*%Recovery*	*Qualifier*	*Limits*	*Prepared*	*Analyzed*	*Dil Fac*
2,4-Dichlorophenylacetic acid	*75*		*37 - 116*	*08/01/12 12:21*	*08/06/12 08:16*	*1*
2,4-Dichlorophenylacetic acid	*86*		*37 - 116*	*08/01/12 12:21*	*08/06/12 08:16*	*1*

Method: 6010B - Metals (ICP) - TCLP

Analyte	Result	Qualifier	RL	MDL	Unit	D	Prepared	Analyzed	Dil Fac
Arsenic	0.50	U	0.50	0.0032	mg/L		08/01/12 10:06	08/02/12 12:46	1
Barium	**0.18**	**J B**	10	0.00067	mg/L		08/01/12 10:06	08/02/12 12:46	1
Cadmium	0.10	U	0.10	0.00066	mg/L		08/01/12 10:06	08/02/12 12:46	1
Chromium	0.50	U	0.50	0.0022	mg/L		08/01/12 10:06	08/02/12 12:46	1
Lead	0.50	U	0.50	0.0019	mg/L		08/01/12 10:06	08/02/12 12:46	1
Selenium	**0.0056**	**J B**	0.25	0.0041	mg/L		08/01/12 10:06	08/02/12 12:46	1
Silver	0.50	U	0.50	0.0022	mg/L		08/01/12 10:06	08/02/12 12:46	1

Method: 7470A - Mercury (CVAA) - TCLP

Analyte	Result	Qualifier	RL	MDL	Unit	D	Prepared	Analyzed	Dil Fac
Mercury	0.0020	U	0.0020	0.00012	mg/L		08/01/12 13:15	08/02/12 10:19	1

General Chemistry

Analyte	Result	Qualifier	RL	MDL	Unit	D	Prepared	Analyzed	Dil Fac
Flashpoint	**>180**		1.00	1.00	Degrees F			07/31/12 10:20	1
Cyanide, Total	0.010	U	0.010	0.0050	mg/L		08/01/12 11:20	08/01/12 11:55	1
Sulfide	3.0	U	3.0	0.94	mg/L		07/30/12 09:02	07/30/12 13:11	1
pH	**7.66**		0.100	0.100	SU			07/27/12 11:51	1

Client Sample ID: PURGE DECON TRIP
Lab Sample ID: 240-13566-3
Date Collected: 07/26/12 12:30
Matrix: Water
Date Received: 07/27/12 08:00

Method: 8260B - Volatile Organic Compounds (GC/MS)

Analyte	Result	Qualifier	RL	MDL	Unit	D	Prepared	Analyzed	Dil Fac
1,1-Dichloroethene	1.0	U	1.0	0.19	ug/L			08/03/12 13:56	1
1,2-Dichloroethane	1.0	U	1.0	0.22	ug/L			08/03/12 13:56	1
Benzene	1.0	U	1.0	0.13	ug/L			08/03/12 13:56	1
Carbon tetrachloride	1.0	U	1.0	0.13	ug/L			08/03/12 13:56	1
Chlorobenzene	1.0	U	1.0	0.15	ug/L			08/03/12 13:56	1
Chloroform	1.0	U	1.0	0.16	ug/L			08/03/12 13:56	1
2-Butanone (MEK)	10	U	10	0.57	ug/L			08/03/12 13:56	1
Tetrachloroethene	1.0	U	1.0	0.29	ug/L			08/03/12 13:56	1
Trichloroethene	1.0	U	1.0	0.17	ug/L			08/03/12 13:56	1
Vinyl chloride	1.0	U	1.0	0.22	ug/L			08/03/12 13:56	1

Surrogate	*%Recovery*	*Qualifier*	*Limits*	*Prepared*	*Analyzed*	*Dil Fac*
1,2-Dichloroethane-d4 (Surr)	*92*		*63 - 129*		*08/03/12 13:56*	*1*
4-Bromofluorobenzene (Surr)	*77*		*66 - 117*		*08/03/12 13:56*	*1*
Toluene-d8 (Surr)	*86*		*74 - 115*		*08/03/12 13:56*	*1*
Dibromofluoromethane (Surr)	*91*		*75 - 121*		*08/03/12 13:56*	*1*

Surrogate Summary

Client: Environmental Quality Mgt., Inc.
Project/Site: RVAAP 66 (OH) - IDW

TestAmerica Job ID: 240-13566-1

Method: 8260B - Volatile Organic Compounds (GC/MS)

Matrix: Water — **Prep Type: Total/NA**

		Percent Surrogate Recovery (Acceptance Limits)			
		12DCE	BFB	TOL	DBFM
Lab Sample ID	Client Sample ID	(63-129)	(66-117)	(74-115)	(75-121)
240-13566-3	PURGE DECON TRIP	92	77	86	91
LCS 240-53139/4	Lab Control Sample	87	90	89	92
MB 240-53139/5	Method Blank	96	88	97	96

Surrogate Legend

12DCE = 1,2-Dichloroethane-d4 (Surr)
BFB = 4-Bromofluorobenzene (Surr)
TOL = Toluene-d8 (Surr)
DBFM = Dibromofluoromethane (Surr)

Method: 8260B - Volatile Organic Compounds (GC/MS)

Matrix: Water — **Prep Type: Total/NA**

		Percent Surrogate Recovery (Acceptance Limits)			
		12DCE	BFB	TOL	DBFM
Lab Sample ID	Client Sample ID	(80-121)	(70-124)	(90-115)	(84-128)
LCS 240-53620/5	Lab Control Sample	97	95	110	114

Surrogate Legend

12DCE = 1,2-Dichloroethane-d4 (Surr)
BFB = 4-Bromofluorobenzene (Surr)
TOL = Toluene-d8 (Surr)
DBFM = Dibromofluoromethane (Surr)

Method: 8260B - Volatile Organic Compounds (GC/MS)

Matrix: Water — **Prep Type: TCLP**

		Percent Surrogate Recovery (Acceptance Limits)			
		12DCE	BFB	TOL	DBFM
Lab Sample ID	Client Sample ID	(80-121)	(70-124)	(90-115)	(84-128)
240-13566-1	FWG DECON JULY 2012	93	89	104	112
240-13566-2	FWG PURGE JULY 2012	97	91	104	115
240-13566-2 MS	FWG PURGE JULY 2012	102	94	109	121
240-13566-2 MSD	FWG PURGE JULY 2012	103	91	108	117
LB 240-52762/1-A MB	Method Blank	96	92	106	115

Surrogate Legend

12DCE = 1,2-Dichloroethane-d4 (Surr)
BFB = 4-Bromofluorobenzene (Surr)
TOL = Toluene-d8 (Surr)
DBFM = Dibromofluoromethane (Surr)

Method: 8270C - Semivolatile Organic Compounds (GC/MS)

Matrix: Water — **Prep Type: Total/NA**

		Percent Surrogate Recovery (Acceptance Limits)					
		FBP	2FP	TBP	NBZ	PHL	TPH
Lab Sample ID	Client Sample ID	(22-110)	(10-110)	(17-117)	(29-111)	(10-110)	(40-119)
LCS 240-52858/8-A	Lab Control Sample	60	64	67	64	58	74
MB 240-52858/7-A	Method Blank	48	56	53	52	53	73

Surrogate Legend

FBP = 2-Fluorobiphenyl (Surr)
2FP = 2-Fluorophenol (Surr)
TBP = 2,4,6-Tribromophenol (Surr)
NBZ = Nitrobenzene-d5 (Surr)
PHL = Phenol-d5 (Surr)
TPH = Terphenyl-d14 (Surr)

Method: 8270C - Semivolatile Organic Compounds (GC/MS)

Matrix: Water — **Prep Type: TCLP**

		Percent Surrogate Recovery (Acceptance Limits)					
		FBP	2FP	TBP	NBZ	PHL	TPH
Lab Sample ID	Client Sample ID	(22-110)	(10-110)	(17-117)	(29-111)	(10-110)	(40-119)
240-13566-1	FWG DECON JULY 2012	45	48	57	49	41	63
240-13566-2	FWG PURGE JULY 2012	49	51	49	56	45	72

Surrogate Legend

FBP = 2-Fluorobiphenyl (Surr)
2FP = 2-Fluorophenol (Surr)
TBP = 2,4,6-Tribromophenol (Surr)
NBZ = Nitrobenzene-d5 (Surr)
PHL = Phenol-d5 (Surr)
TPH = Terphenyl-d14 (Surr)

Method: 8081A - Organochlorine Pesticides (GC)

Matrix: Water — **Prep Type: Total/NA**

		Percent Surrogate Recovery (Acceptance Limits)			
		TCX1	TCX2	DCB1	DCB2
Lab Sample ID	Client Sample ID	(46-122)	(46-122)	(34-141)	(34-141)
LCS 240-52859/7-A	Lab Control Sample	78	79	100	86
MB 240-52859/6-A	Method Blank	75	75	82	75

Surrogate Legend

TCX = Tetrachloro-m-xylene
DCB = DCB Decachlorobiphenyl

Method: 8081A - Organochlorine Pesticides (GC)

Matrix: Water — **Prep Type: TCLP**

		Percent Surrogate Recovery (Acceptance Limits)			
		TCX1	TCX2	DCB1	DCB2
Lab Sample ID	Client Sample ID	(46-122)	(46-122)	(34-141)	(34-141)
240-13566-1	FWG DECON JULY 2012	70	73	41	34
240-13566-1 MS	FWG DECON JULY 2012	66	73	39	36
240-13566-2	FWG PURGE JULY 2012	80	82	94	89

Surrogate Legend

TCX = Tetrachloro-m-xylene
DCB = DCB Decachlorobiphenyl

Method: 8151A - Herbicides (GC)

Matrix: Water — **Prep Type: Total/NA**

		Percent Surrogate Recovery (Acceptance Limits)	
		DCPA1	DCPA2
Lab Sample ID	Client Sample ID	(37-116)	(37-116)
LCS 240-52860/6-A	Lab Control Sample	74	82

Surrogate Summary

Client: Environmental Quality Mgt., Inc.
Project/Site: RVAAP 66 (OH) - IDW

TestAmerica Job ID: 240-13566-1

Method: 8151A - Herbicides (GC) (Continued)

Matrix: Water — **Prep Type: Total/NA**

		Percent Surrogate Recovery (Acceptance Limits)	
Lab Sample ID	Client Sample ID	DCPA1 (37-116)	DCPA2 (37-116)
MB 240-52860/5-A	Method Blank	74	81

Surrogate Legend

DCPA = 2,4-Dichlorophenylacetic acid

Method: 8151A - Herbicides (GC)

Matrix: Water — **Prep Type: TCLP**

		Percent Surrogate Recovery (Acceptance Limits)	
Lab Sample ID	Client Sample ID	DCPA1 (37-116)	DCPA2 (37-116)
240-13566-1	FWG DECON JULY 2012	81	95
240-13566-2	FWG PURGE JULY 2012	75	86
240-13566-2 MS	FWG PURGE JULY 2012	77	86

Surrogate Legend

DCPA = 2,4-Dichlorophenylacetic acid

Method: 8260B - Volatile Organic Compounds (GC/MS)

Lab Sample ID: MB 240-53139/5
Matrix: Water
Analysis Batch: 53139

Client Sample ID: Method Blank
Prep Type: Total/NA

Analyte	MB Result	MB Qualifier	RL	MDL	Unit	D	Prepared	Analyzed	Dil Fac
1,1-Dichloroethene	1.0	U	1.0	0.19	ug/L			08/03/12 12:43	1
1,2-Dichloroethane	1.0	U	1.0	0.22	ug/L			08/03/12 12:43	1
Benzene	1.0	U	1.0	0.13	ug/L			08/03/12 12:43	1
2-Butanone (MEK)	10	U	10	0.57	ug/L			08/03/12 12:43	1
Carbon tetrachloride	1.0	U	1.0	0.13	ug/L			08/03/12 12:43	1
Chlorobenzene	1.0	U	1.0	0.15	ug/L			08/03/12 12:43	1
Chloroform	1.0	U	1.0	0.16	ug/L			08/03/12 12:43	1
Tetrachloroethene	1.0	U	1.0	0.29	ug/L			08/03/12 12:43	1
Trichloroethene	1.0	U	1.0	0.17	ug/L			08/03/12 12:43	1
Vinyl chloride	1.0	U	1.0	0.22	ug/L			08/03/12 12:43	1

Surrogate	*MB %Recovery*	*MB Qualifier*	*Limits*	*Prepared*	*Analyzed*	*Dil Fac*
1,2-Dichloroethane-d4 (Surr)	*96*		*63 - 129*		*08/03/12 12:43*	*1*
4-Bromofluorobenzene (Surr)	*88*		*66 - 117*		*08/03/12 12:43*	*1*
Toluene-d8 (Surr)	*97*		*74 - 115*		*08/03/12 12:43*	*1*
Dibromofluoromethane (Surr)	*96*		*75 - 121*		*08/03/12 12:43*	*1*

Lab Sample ID: LCS 240-53139/4
Matrix: Water
Analysis Batch: 53139

Client Sample ID: Lab Control Sample
Prep Type: Total/NA

Analyte	Spike Added	LCS Result	LCS Qualifier	Unit	D	%Rec	%Rec. Limits
1,1-Dichloroethene	10.0	10.1		ug/L		101	78 - 131
1,2-Dichloroethane	10.0	9.77		ug/L		98	71 - 127
Benzene	10.0	9.59		ug/L		96	83 - 112
2-Butanone (MEK)	20.0	18.2		ug/L		91	60 - 126
Carbon tetrachloride	10.0	9.84		ug/L		98	66 - 128
Chlorobenzene	10.0	9.37		ug/L		94	85 - 110
Chloroform	10.0	9.35		ug/L		93	79 - 117
Tetrachloroethene	10.0	9.82		ug/L		98	79 - 114
Trichloroethene	10.0	9.90		ug/L		99	76 - 117
Vinyl chloride	10.0	9.04		ug/L		90	53 - 127

Surrogate	*LCS %Recovery*	*LCS Qualifier*	*Limits*
1,2-Dichloroethane-d4 (Surr)	*87*		*63 - 129*
4-Bromofluorobenzene (Surr)	*90*		*66 - 117*
Toluene-d8 (Surr)	*89*		*74 - 115*
Dibromofluoromethane (Surr)	*92*		*75 - 121*

Lab Sample ID: LCS 240-53620/5
Matrix: Water
Analysis Batch: 53620

Client Sample ID: Lab Control Sample
Prep Type: Total/NA

Analyte	Spike Added	LCS Result	LCS Qualifier	Unit	D	%Rec	%Rec. Limits
1,1-Dichloroethene	1.00	0.956		mg/L		96	71 - 133
1,2-Dichloroethane	1.00	0.911		mg/L		91	81 - 114
Benzene	1.00	0.958		mg/L		96	84 - 120
2-Butanone (MEK)	2.00	1.77		mg/L		88	49 - 120
Carbon tetrachloride	1.00	1.11		mg/L		111	54 - 122

Method: 8260B - Volatile Organic Compounds (GC/MS) (Continued)

Lab Sample ID: LCS 240-53620/5
Matrix: Water
Analysis Batch: 53620

Client Sample ID: Lab Control Sample
Prep Type: Total/NA

Analyte	Spike Added	LCS Result	LCS Qualifier	Unit	D	%Rec	%Rec. Limits
Chlorobenzene	1.00	1.01		mg/L		101	86 - 111
Chloroform	1.00	0.913		mg/L		91	87 - 123
Tetrachloroethene	1.00	1.06		mg/L		106	79 - 134
Trichloroethene	1.00	1.05		mg/L		105	78 - 130
Vinyl chloride	1.00	0.887		mg/L		89	56 - 111

Surrogate	*LCS %Recovery*	*LCS Qualifier*	*Limits*
1,2-Dichloroethane-d4 (Surr)	*97*		*80 - 121*
4-Bromofluorobenzene (Surr)	*95*		*70 - 124*
Toluene-d8 (Surr)	*110*		*90 - 115*
Dibromofluoromethane (Surr)	*114*		*84 - 128*

Lab Sample ID: LB 240-52762/1-A MB
Matrix: Water
Analysis Batch: 53620

Client Sample ID: Method Blank
Prep Type: TCLP

Analyte	MB Result	MB Qualifier	RL	MDL	Unit	D	Prepared	Analyzed	Dil Fac
1,1-Dichloroethene	0.025	U	0.025	0.0095	mg/L			08/07/12 21:13	1
1,2-Dichloroethane	0.025	U	0.025	0.011	mg/L			08/07/12 21:13	1
Benzene	0.025	U	0.025	0.0065	mg/L			08/07/12 21:13	1
2-Butanone (MEK)	0.25	U	0.25	0.029	mg/L			08/07/12 21:13	1
Carbon tetrachloride	0.025	U	0.025	0.0065	mg/L			08/07/12 21:13	1
Chlorobenzene	0.025	U	0.025	0.0075	mg/L			08/07/12 21:13	1
Chloroform	0.025	U	0.025	0.0080	mg/L			08/07/12 21:13	1
Tetrachloroethene	0.025	U	0.025	0.015	mg/L			08/07/12 21:13	1
Trichloroethene	0.025	U	0.025	0.0085	mg/L			08/07/12 21:13	1
Vinyl chloride	0.025	U	0.025	0.011	mg/L			08/07/12 21:13	1

Surrogate	*MB %Recovery*	*MB Qualifier*	*Limits*	*Prepared*	*Analyzed*	*Dil Fac*
1,2-Dichloroethane-d4 (Surr)	*96*		*80 - 121*		*08/07/12 21:13*	*1*
4-Bromofluorobenzene (Surr)	*92*		*70 - 124*		*08/07/12 21:13*	*1*
Toluene-d8 (Surr)	*106*		*90 - 115*		*08/07/12 21:13*	*1*
Dibromofluoromethane (Surr)	*115*		*84 - 128*		*08/07/12 21:13*	*1*

Lab Sample ID: 240-13566-2 MS
Matrix: Water
Analysis Batch: 53620

Client Sample ID: FWG PURGE JULY 2012
Prep Type: TCLP

Analyte	Sample Result	Sample Qualifier	Spike Added	MS Result	MS Qualifier	Unit	D	%Rec	%Rec. Limits
1,1-Dichloroethene	0.025	U	1.00	1.01		mg/L		101	67 - 139
1,2-Dichloroethane	0.025	U	1.00	0.883		mg/L		88	80 - 115
Benzene	0.025	U	1.00	0.946		mg/L		95	85 - 119
2-Butanone (MEK)	0.25	U	2.00	1.70		mg/L		85	49 - 117
Carbon tetrachloride	0.025	U	1.00	1.07		mg/L		107	60 - 110
Chlorobenzene	0.025	U	1.00	0.938		mg/L		94	85 - 113
Chloroform	0.025	U	1.00	0.892		mg/L		89	86 - 124
Tetrachloroethene	0.025	U	1.00	1.08		mg/L		108	74 - 138
Trichloroethene	0.025	U	1.00	1.09		mg/L		109	75 - 134
Vinyl chloride	0.025	U	1.00	0.947		mg/L		95	51 - 118

Method: 8260B - Volatile Organic Compounds (GC/MS) (Continued)

Lab Sample ID: 240-13566-2 MS
Matrix: Water
Analysis Batch: 53620

Client Sample ID: FWG PURGE JULY 2012
Prep Type: TCLP

Surrogate	MS %Recovery	MS Qualifier	Limits
1,2-Dichloroethane-d4 (Surr)	*102*		*80 - 121*
4-Bromofluorobenzene (Surr)	*94*		*70 - 124*
Toluene-d8 (Surr)	*109*		*90 - 115*
Dibromofluoromethane (Surr)	*121*		*84 - 128*

Lab Sample ID: 240-13566-2 MSD
Matrix: Water
Analysis Batch: 53620

Client Sample ID: FWG PURGE JULY 2012
Prep Type: TCLP

Analyte	Sample Result	Sample Qualifier	Spike Added	MSD Result	MSD Qualifier	Unit	D	%Rec	%Rec. Limits	RPD	RPD Limit
1,1-Dichloroethene	0.025	U	1.00	0.972		mg/L		97	67 - 139	4	30
1,2-Dichloroethane	0.025	U	1.00	0.848		mg/L		85	80 - 115	4	30
Benzene	0.025	U	1.00	0.939		mg/L		94	85 - 119	1	30
2-Butanone (MEK)	0.25	U	2.00	1.83		mg/L		92	49 - 117	7	30
Carbon tetrachloride	0.025	U	1.00	1.06		mg/L		106	60 - 110	1	30
Chlorobenzene	0.025	U	1.00	0.924		mg/L		92	85 - 113	2	30
Chloroform	0.025	U	1.00	0.879		mg/L		88	86 - 124	1	30
Tetrachloroethene	0.025	U	1.00	1.06		mg/L		106	74 - 138	2	30
Trichloroethene	0.025	U	1.00	1.04		mg/L		104	75 - 134	5	30
Vinyl chloride	0.025	U	1.00	0.895		mg/L		89	51 - 118	6	30

Surrogate	MSD %Recovery	MSD Qualifier	Limits
1,2-Dichloroethane-d4 (Surr)	*103*		*80 - 121*
4-Bromofluorobenzene (Surr)	*91*		*70 - 124*
Toluene-d8 (Surr)	*108*		*90 - 115*
Dibromofluoromethane (Surr)	*117*		*84 - 128*

Method: 8270C - Semivolatile Organic Compounds (GC/MS)

Lab Sample ID: MB 240-52858/7-A
Matrix: Water
Analysis Batch: 53108

Client Sample ID: Method Blank
Prep Type: Total/NA
Prep Batch: 52858

Analyte	MB Result	MB Qualifier	RL	MDL	Unit	D	Prepared	Analyzed	Dil Fac
1,4-Dichlorobenzene	0.0040	U	0.0040	0.00034	mg/L		08/01/12 12:12	08/03/12 17:06	1
2,4,5-Trichlorophenol	0.020	U	0.020	0.00030	mg/L		08/01/12 12:12	08/03/12 17:06	1
2,4,6-Trichlorophenol	0.020	U	0.020	0.00080	mg/L		08/01/12 12:12	08/03/12 17:06	1
2,4-Dinitrotoluene	0.020	U	0.020	0.00027	mg/L		08/01/12 12:12	08/03/12 17:06	1
Hexachlorobenzene	0.020	U	0.020	0.00010	mg/L		08/01/12 12:12	08/03/12 17:06	1
Hexachlorobutadiene	0.020	U	0.020	0.00027	mg/L		08/01/12 12:12	08/03/12 17:06	1
Hexachloroethane	0.020	U	0.020	0.00080	mg/L		08/01/12 12:12	08/03/12 17:06	1
3 & 4 Methylphenol	0.040	U	0.040	0.00075	mg/L		08/01/12 12:12	08/03/12 17:06	1
2-Methylphenol	0.0040	U	0.0040	0.00080	mg/L		08/01/12 12:12	08/03/12 17:06	1
Nitrobenzene	0.0040	U	0.0040	0.000040	mg/L		08/01/12 12:12	08/03/12 17:06	1
Pentachlorophenol	0.040	U	0.040	0.0024	mg/L		08/01/12 12:12	08/03/12 17:06	1
Pyridine	0.020	U	0.020	0.00035	mg/L		08/01/12 12:12	08/03/12 17:06	1

Method: 8270C - Semivolatile Organic Compounds (GC/MS) (Continued)

Lab Sample ID: MB 240-52858/7-A
Matrix: Water
Analysis Batch: 53108

Client Sample ID: Method Blank
Prep Type: Total/NA
Prep Batch: 52858

Surrogate	*MB %Recovery*	*MB Qualifier*	*Limits*	*Prepared*	*Analyzed*	*Dil Fac*
2-Fluorobiphenyl (Surr)	*48*		*22 - 110*	*08/01/12 12:12*	*08/03/12 17:06*	*1*
2-Fluorophenol (Surr)	*56*		*10 - 110*	*08/01/12 12:12*	*08/03/12 17:06*	*1*
2,4,6-Tribromophenol (Surr)	*53*		*17 - 117*	*08/01/12 12:12*	*08/03/12 17:06*	*1*
Nitrobenzene-d5 (Surr)	*52*		*29 - 111*	*08/01/12 12:12*	*08/03/12 17:06*	*1*
Phenol-d5 (Surr)	*53*		*10 - 110*	*08/01/12 12:12*	*08/03/12 17:06*	*1*
Terphenyl-d14 (Surr)	*73*		*40 - 119*	*08/01/12 12:12*	*08/03/12 17:06*	*1*

Lab Sample ID: LCS 240-52858/8-A
Matrix: Water
Analysis Batch: 53108

Client Sample ID: Lab Control Sample
Prep Type: Total/NA
Prep Batch: 52858

Analyte	Spike Added	LCS Result	LCS Qualifier	Unit	D	%Rec	%Rec. Limits
2,4,5-Trichlorophenol	0.0800	0.0568		mg/L		71	35 - 111
2,4,6-Trichlorophenol	0.0800	0.0556		mg/L		70	32 - 110
2,4-Dinitrotoluene	0.0800	0.0573		mg/L		72	45 - 126
Hexachlorobenzene	0.0800	0.0532		mg/L		66	47 - 116
Hexachlorobutadiene	0.0800	0.0480		mg/L		60	10 - 110
Hexachloroethane	0.0800	0.0521		mg/L		65	10 - 110
3 & 4 Methylphenol	0.160	0.111		mg/L		70	27 - 110
2-Methylphenol	0.0800	0.0567		mg/L		71	24 - 110
Nitrobenzene	0.0800	0.0537		mg/L		67	35 - 117
Pentachlorophenol	0.0800	0.0360	J	mg/L		45	12 - 110
Pyridine	0.0800	0.0456		mg/L		57	10 - 110

Surrogate	*LCS %Recovery*	*LCS Qualifier*	*Limits*
2-Fluorobiphenyl (Surr)	*60*		*22 - 110*
2-Fluorophenol (Surr)	*64*		*10 - 110*
2,4,6-Tribromophenol (Surr)	*67*		*17 - 117*
Nitrobenzene-d5 (Surr)	*64*		*29 - 111*
Phenol-d5 (Surr)	*58*		*10 - 110*
Terphenyl-d14 (Surr)	*74*		*40 - 119*

Method: 8081A - Organochlorine Pesticides (GC)

Lab Sample ID: MB 240-52859/6-A
Matrix: Water
Analysis Batch: 53589

Client Sample ID: Method Blank
Prep Type: Total/NA
Prep Batch: 52859

Analyte	MB Result	MB Qualifier	RL	MDL	Unit	D	Prepared	Analyzed	Dil Fac
Chlordane (technical)	0.012	U	0.012	0.000079	mg/L		08/01/12 12:17	08/08/12 01:52	1
Endrin	0.0012	U	0.0012	0.000026	mg/L		08/01/12 12:17	08/08/12 01:52	1
Heptachlor	0.0012	U	0.0012	0.000019	mg/L		08/01/12 12:17	08/08/12 01:52	1
Heptachlor epoxide	0.0012	U	0.0012	0.000017	mg/L		08/01/12 12:17	08/08/12 01:52	1
gamma-BHC (Lindane)	0.0012	U	0.0012	0.000015	mg/L		08/01/12 12:17	08/08/12 01:52	1
Methoxychlor	0.0024	U	0.0024	0.000077	mg/L		08/01/12 12:17	08/08/12 01:52	1
Toxaphene	0.048	U	0.048	0.00077	mg/L		08/01/12 12:17	08/08/12 01:52	1

Method: 8081A - Organochlorine Pesticides (GC) (Continued)

Lab Sample ID: MB 240-52859/6-A
Matrix: Water
Analysis Batch: 53589

Client Sample ID: Method Blank
Prep Type: Total/NA
Prep Batch: 52859

Surrogate	MB %Recovery	MB Qualifier	Limits	Prepared	Analyzed	Dil Fac
Tetrachloro-m-xylene	75		46 - 122	08/01/12 12:17	08/08/12 01:52	1
Tetrachloro-m-xylene	75		46 - 122	08/01/12 12:17	08/08/12 01:52	1
DCB Decachlorobiphenyl	82		34 - 141	08/01/12 12:17	08/08/12 01:52	1
DCB Decachlorobiphenyl	75		34 - 141	08/01/12 12:17	08/08/12 01:52	1

Lab Sample ID: LCS 240-52859/7-A
Matrix: Water
Analysis Batch: 53253

Client Sample ID: Lab Control Sample
Prep Type: Total/NA
Prep Batch: 52859

Analyte	Spike Added	LCS Result	LCS Qualifier	Unit	D	%Rec	%Rec. Limits
Endrin	0.00200	0.00188	J	mg/L		94	59 - 136
Heptachlor	0.00200	0.00173	J	mg/L		86	63 - 123
Heptachlor epoxide	0.00200	0.00202	J	mg/L		101	59 - 141
gamma-BHC (Lindane)	0.00200	0.00198	J	mg/L		99	59 - 137
Methoxychlor	0.00400	0.00348	J	mg/L		87	42 - 141

Surrogate	LCS %Recovery	LCS Qualifier	Limits
Tetrachloro-m-xylene	78		46 - 122
Tetrachloro-m-xylene	79		46 - 122
DCB Decachlorobiphenyl	100		34 - 141
DCB Decachlorobiphenyl	86		34 - 141

Lab Sample ID: 240-13566-1 MS
Matrix: Water
Analysis Batch: 53253

Client Sample ID: FWG DECON JULY 2012
Prep Type: TCLP
Prep Batch: 52859

Analyte	Sample Result	Sample Qualifier	Spike Added	MS Result	MS Qualifier	Unit	D	%Rec	%Rec. Limits
Endrin	0.000031	J	0.00200	0.00170	J	mg/L		84	50 - 150
Heptachlor	0.000034	J	0.00200	0.00160	J	mg/L		78	50 - 150
Heptachlor epoxide	0.00010	J	0.00200	0.00179	J	mg/L		84	50 - 150
gamma-BHC (Lindane)	0.00017	J	0.00200	0.00182	J	mg/L		82	50 - 150
Methoxychlor	0.000081	J	0.00400	0.00361	J	mg/L		90	50 - 150

Surrogate	MS %Recovery	MS Qualifier	Limits
Tetrachloro-m-xylene	66		46 - 122
Tetrachloro-m-xylene	73		46 - 122
DCB Decachlorobiphenyl	39		34 - 141
DCB Decachlorobiphenyl	36		34 - 141

Method: 8151A - Herbicides (GC)

Lab Sample ID: MB 240-52860/5-A
Matrix: Water
Analysis Batch: 53280

Client Sample ID: Method Blank
Prep Type: Total/NA
Prep Batch: 52860

Analyte	MB Result	MB Qualifier	RL	MDL	Unit	D	Prepared	Analyzed	Dil Fac
2,4-D	0.0020	U	0.0020	0.00021	mg/L		08/01/12 12:21	08/06/12 09:27	1
Silvex (2,4,5-TP)	0.00050	U	0.00050	0.00010	mg/L		08/01/12 12:21	08/06/12 09:27	1

Method: 8151A - Herbicides (GC) (Continued)

Lab Sample ID: MB 240-52860/5-A
Matrix: Water
Analysis Batch: 53280

Client Sample ID: Method Blank
Prep Type: Total/NA
Prep Batch: 52860

Surrogate	MB %Recovery	MB Qualifier	Limits	Prepared	Analyzed	Dil Fac
2,4-Dichlorophenylacetic acid	74		37 - 116	08/01/12 12:21	08/06/12 09:27	1
2,4-Dichlorophenylacetic acid	81		37 - 116	08/01/12 12:21	08/06/12 09:27	1

Lab Sample ID: LCS 240-52860/6-A
Matrix: Water
Analysis Batch: 53280

Client Sample ID: Lab Control Sample
Prep Type: Total/NA
Prep Batch: 52860

Analyte	Spike Added	LCS Result	LCS Qualifier	Unit	D	%Rec	%Rec. Limits
2,4-D	0.0200	0.0158		mg/L		79	35 - 136
Silvex (2,4,5-TP)	0.00500	0.00386		mg/L		77	46 - 112

Surrogate	LCS %Recovery	LCS Qualifier	Limits
2,4-Dichlorophenylacetic acid	74		37 - 116
2,4-Dichlorophenylacetic acid	82		37 - 116

Lab Sample ID: 240-13566-2 MS
Matrix: Water
Analysis Batch: 53280

Client Sample ID: FWG PURGE JULY 2012
Prep Type: TCLP
Prep Batch: 52860

Analyte	Sample Result	Sample Qualifier	Spike Added	MS Result	MS Qualifier	Unit	D	%Rec	%Rec. Limits
2,4-D	0.0020	U	0.0200	0.0150		mg/L		75	54 - 114
Silvex (2,4,5-TP)	0.00050	U	0.00500	0.00416		mg/L		83	52 - 124

Surrogate	MS %Recovery	MS Qualifier	Limits
2,4-Dichlorophenylacetic acid	77		37 - 116
2,4-Dichlorophenylacetic acid	86		37 - 116

Method: 6010B - Metals (ICP)

Lab Sample ID: MB 240-52801/2-A
Matrix: Water
Analysis Batch: 53060

Client Sample ID: Method Blank
Prep Type: Total/NA
Prep Batch: 52801

Analyte	MB Result	MB Qualifier	RL	MDL	Unit	D	Prepared	Analyzed	Dil Fac
Arsenic	0.50	U	0.50	0.0032	mg/L		08/01/12 10:06	08/02/12 11:40	1
Barium	10	U	10	0.00067	mg/L		08/01/12 10:06	08/02/12 11:40	1
Cadmium	0.10	U	0.10	0.00066	mg/L		08/01/12 10:06	08/02/12 11:40	1
Chromium	0.50	U	0.50	0.0022	mg/L		08/01/12 10:06	08/02/12 11:40	1
Lead	0.00380	J	0.50	0.0019	mg/L		08/01/12 10:06	08/02/12 11:40	1
Selenium	0.00461	J	0.25	0.0041	mg/L		08/01/12 10:06	08/02/12 11:40	1
Silver	0.50	U	0.50	0.0022	mg/L		08/01/12 10:06	08/02/12 11:40	1

Lab Sample ID: LCS 240-52801/3-A
Matrix: Water
Analysis Batch: 53060

Client Sample ID: Lab Control Sample
Prep Type: Total/NA
Prep Batch: 52801

Analyte	Spike Added	LCS Result	LCS Qualifier	Unit	D	%Rec	%Rec. Limits
Arsenic	2.00	2.09		mg/L		105	50 - 150
Barium	2.00	2.11	J	mg/L		106	50 - 150

Method: 6010B - Metals (ICP) (Continued)

Lab Sample ID: LCS 240-52801/3-A — **Client Sample ID: Lab Control Sample**
Matrix: Water — **Prep Type: Total/NA**
Analysis Batch: 53060 — **Prep Batch: 52801**

Analyte	Spike Added	LCS Result	LCS Qualifier	Unit	D	%Rec	%Rec. Limits
Cadmium	0.0500	0.0526	J	mg/L		105	50 - 150
Chromium	0.200	0.209	J	mg/L		104	50 - 150
Lead	0.500	0.519		mg/L		104	50 - 150
Selenium	2.00	2.08		mg/L		104	50 - 150
Silver	0.0500	0.0524	J	mg/L		105	50 - 150

Lab Sample ID: LB 240-52753/1-C LB — **Client Sample ID: Method Blank**
Matrix: Water — **Prep Type: TCLP**
Analysis Batch: 53060 — **Prep Batch: 52801**

Analyte	LB Result	LB Qualifier	RL	MDL	Unit	D	Prepared	Analyzed	Dil Fac
Arsenic	0.50	U	0.50	0.0032	mg/L		08/01/12 10:06	08/02/12 11:35	1
Barium	0.00324	J	10	0.00067	mg/L		08/01/12 10:06	08/02/12 11:35	1
Cadmium	0.10	U	0.10	0.00066	mg/L		08/01/12 10:06	08/02/12 11:35	1
Chromium	0.50	U	0.50	0.0022	mg/L		08/01/12 10:06	08/02/12 11:35	1
Lead	0.50	U	0.50	0.0019	mg/L		08/01/12 10:06	08/02/12 11:35	1
Selenium	0.00834	J	0.25	0.0041	mg/L		08/01/12 10:06	08/02/12 11:35	1
Silver	0.50	U	0.50	0.0022	mg/L		08/01/12 10:06	08/02/12 11:35	1

Method: 7470A - Mercury (CVAA)

Lab Sample ID: MB 240-52802/2-A — **Client Sample ID: Method Blank**
Matrix: Water — **Prep Type: Total/NA**
Analysis Batch: 53424 — **Prep Batch: 52802**

Analyte	MB Result	MB Qualifier	RL	MDL	Unit	D	Prepared	Analyzed	Dil Fac
Mercury	0.0020	U	0.0020	0.00012	mg/L		08/01/12 13:15	08/02/12 10:08	1

Lab Sample ID: LCS 240-52802/3-A — **Client Sample ID: Lab Control Sample**
Matrix: Water — **Prep Type: Total/NA**
Analysis Batch: 53424 — **Prep Batch: 52802**

Analyte	Spike Added	LCS Result	LCS Qualifier	Unit	D	%Rec	%Rec. Limits
Mercury	0.00500	0.00538		mg/L		108	50 - 150

Lab Sample ID: LB 240-52753/1-D LB — **Client Sample ID: Method Blank**
Matrix: Water — **Prep Type: TCLP**
Analysis Batch: 53424 — **Prep Batch: 52802**

Analyte	LB Result	LB Qualifier	RL	MDL	Unit	D	Prepared	Analyzed	Dil Fac
Mercury	0.0020	U	0.0020	0.00012	mg/L		08/01/12 13:15	08/02/12 10:07	1

Method: 1010 - Ignitability, Pensky-Martens Closed-Cup Method

Lab Sample ID: LCS 240-52711/1 — **Client Sample ID: Lab Control Sample**
Matrix: Water — **Prep Type: Total/NA**
Analysis Batch: 52711

Analyte	Spike Added	LCS Result	LCS Qualifier	Unit	D	%Rec	%Rec. Limits
Flashpoint	81.0	81.00		Degrees F		100	97 - 103

Method: 1010 - Ignitability, Pensky-Martens Closed-Cup Method (Continued)

Lab Sample ID: 240-13566-1 DU — **Client Sample ID: FWG DECON JULY 2012**
Matrix: Water — **Prep Type: Total/NA**
Analysis Batch: 52711

Analyte	Sample Result	Sample Qualifier	DU Result	DU Qualifier	Unit	D	RPD	RPD Limit
Flashpoint	>180		>180		Degrees F		NC	20

Method: 9012A - Cyanide, Total and/or Amenable

Lab Sample ID: MB 240-52788/3-A — **Client Sample ID: Method Blank**
Matrix: Water — **Prep Type: Total/NA**
Analysis Batch: 52871 — **Prep Batch: 52788**

Analyte	MB Result	MB Qualifier	RL	MDL	Unit	D	Prepared	Analyzed	Dil Fac
Cyanide, Total	0.010	U	0.010	0.0050	mg/L		08/01/12 11:20	08/01/12 11:55	1

Lab Sample ID: LCS 240-52788/4-A — **Client Sample ID: Lab Control Sample**
Matrix: Water — **Prep Type: Total/NA**
Analysis Batch: 52871 — **Prep Batch: 52788**

Analyte	Spike Added	LCS Result	LCS Qualifier	Unit	D	%Rec	%Rec. Limits
Cyanide, Total	0.0449	0.0472		mg/L		105	69 - 118

Lab Sample ID: MRL 240-52871/6 MRL — **Client Sample ID: Lab Control Sample**
Matrix: Water — **Prep Type: Total/NA**
Analysis Batch: 52871

Analyte	Spike Added	MRL Result	MRL Qualifier	Unit	D	%Rec	%Rec. Limits
Cyanide, Total	0.0100	0.0110		mg/L		110	70 - 130

Method: 9034 - Sulfide, Acid soluble and Insoluble (Titrimetric)

Lab Sample ID: MB 240-52460/1-A — **Client Sample ID: Method Blank**
Matrix: Water — **Prep Type: Total/NA**
Analysis Batch: 52493 — **Prep Batch: 52460**

Analyte	MB Result	MB Qualifier	RL	MDL	Unit	D	Prepared	Analyzed	Dil Fac
Sulfide	3.0	U	3.0	0.94	mg/L		07/30/12 09:02	07/30/12 12:50	1

Lab Sample ID: LCS 240-52460/2-A — **Client Sample ID: Lab Control Sample**
Matrix: Water — **Prep Type: Total/NA**
Analysis Batch: 52493 — **Prep Batch: 52460**

Analyte	Spike Added	LCS Result	LCS Qualifier	Unit	D	%Rec	%Rec. Limits
Sulfide	7.63	6.83		mg/L		89	70 - 130

Method: 9040B - pH

Lab Sample ID: LCS 240-52270/2 — **Client Sample ID: Lab Control Sample**
Matrix: Water — **Prep Type: Total/NA**
Analysis Batch: 52270

Analyte	Spike Added	LCS Result	LCS Qualifier	Unit	D	%Rec	%Rec. Limits
pH	7.49	7.500		SU		100	97 - 103

Method: 9040B - pH (Continued)

Lab Sample ID: 240-13566-1 DU
Matrix: Water
Analysis Batch: 52270

Client Sample ID: FWG DECON JULY 2012
Prep Type: Total/NA

Analyte	Sample Result	Sample Qualifier	DU Result	DU Qualifier	Unit	D	RPD	RPD Limit
pH	9.60		9.630		SU		0.3	20

QC Association Summary

Client: Environmental Quality Mgt., Inc.
Project/Site: RVAAP 66 (OH) - IDW

TestAmerica Job ID: 240-13566-1

GC/MS VOA

Leach Batch: 52762

Lab Sample ID	Client Sample ID	Prep Type	Matrix	Method	Prep Batch
240-13566-1	FWG DECON JULY 2012	TCLP	Water	1311	
240-13566-2	FWG PURGE JULY 2012	TCLP	Water	1311	
240-13566-2 MS	FWG PURGE JULY 2012	TCLP	Water	1311	
240-13566-2 MSD	FWG PURGE JULY 2012	TCLP	Water	1311	
LB 240-52762/1-A MB	Method Blank	TCLP	Water	1311	

Analysis Batch: 53139

Lab Sample ID	Client Sample ID	Prep Type	Matrix	Method	Prep Batch
240-13566-3	PURGE DECON TRIP	Total/NA	Water	8260B	
LCS 240-53139/4	Lab Control Sample	Total/NA	Water	8260B	
MB 240-53139/5	Method Blank	Total/NA	Water	8260B	

Analysis Batch: 53620

Lab Sample ID	Client Sample ID	Prep Type	Matrix	Method	Prep Batch
240-13566-1	FWG DECON JULY 2012	TCLP	Water	8260B	52762
240-13566-2	FWG PURGE JULY 2012	TCLP	Water	8260B	52762
240-13566-2 MS	FWG PURGE JULY 2012	TCLP	Water	8260B	52762
240-13566-2 MSD	FWG PURGE JULY 2012	TCLP	Water	8260B	52762
LB 240-52762/1-A MB	Method Blank	TCLP	Water	8260B	52762
LCS 240-53620/5	Lab Control Sample	Total/NA	Water	8260B	

GC/MS Semi VOA

Leach Batch: 52753

Lab Sample ID	Client Sample ID	Prep Type	Matrix	Method	Prep Batch
240-13566-1	FWG DECON JULY 2012	TCLP	Water	1311	
240-13566-2	FWG PURGE JULY 2012	TCLP	Water	1311	

Prep Batch: 52858

Lab Sample ID	Client Sample ID	Prep Type	Matrix	Method	Prep Batch
240-13566-1	FWG DECON JULY 2012	TCLP	Water	3510C	52753
240-13566-2	FWG PURGE JULY 2012	TCLP	Water	3510C	52753
LCS 240-52858/8-A	Lab Control Sample	Total/NA	Water	3510C	
MB 240-52858/7-A	Method Blank	Total/NA	Water	3510C	

Analysis Batch: 53108

Lab Sample ID	Client Sample ID	Prep Type	Matrix	Method	Prep Batch
240-13566-1	FWG DECON JULY 2012	TCLP	Water	8270C	52858
240-13566-2	FWG PURGE JULY 2012	TCLP	Water	8270C	52858
LCS 240-52858/8-A	Lab Control Sample	Total/NA	Water	8270C	52858
MB 240-52858/7-A	Method Blank	Total/NA	Water	8270C	52858

GC Semi VOA

Leach Batch: 52753

Lab Sample ID	Client Sample ID	Prep Type	Matrix	Method	Prep Batch
240-13566-1	FWG DECON JULY 2012	TCLP	Water	1311	
240-13566-1 MS	FWG DECON JULY 2012	TCLP	Water	1311	
240-13566-2	FWG PURGE JULY 2012	TCLP	Water	1311	
240-13566-2 MS	FWG PURGE JULY 2012	TCLP	Water	1311	

GC Semi VOA (Continued)

Prep Batch: 52859

Lab Sample ID	Client Sample ID	Prep Type	Matrix	Method	Prep Batch
240-13566-1	FWG DECON JULY 2012	TCLP	Water	3510C	52753
240-13566-1 MS	FWG DECON JULY 2012	TCLP	Water	3510C	52753
240-13566-2	FWG PURGE JULY 2012	TCLP	Water	3510C	52753
LCS 240-52859/7-A	Lab Control Sample	Total/NA	Water	3510C	
MB 240-52859/6-A	Method Blank	Total/NA	Water	3510C	

Prep Batch: 52860

Lab Sample ID	Client Sample ID	Prep Type	Matrix	Method	Prep Batch
240-13566-1	FWG DECON JULY 2012	TCLP	Water	8151A	52753
240-13566-2	FWG PURGE JULY 2012	TCLP	Water	8151A	52753
240-13566-2 MS	FWG PURGE JULY 2012	TCLP	Water	8151A	52753
LCS 240-52860/6-A	Lab Control Sample	Total/NA	Water	8151A	
MB 240-52860/5-A	Method Blank	Total/NA	Water	8151A	

Analysis Batch: 53253

Lab Sample ID	Client Sample ID	Prep Type	Matrix	Method	Prep Batch
240-13566-1	FWG DECON JULY 2012	TCLP	Water	8081A	52859
240-13566-1 MS	FWG DECON JULY 2012	TCLP	Water	8081A	52859
240-13566-2	FWG PURGE JULY 2012	TCLP	Water	8081A	52859
LCS 240-52859/7-A	Lab Control Sample	Total/NA	Water	8081A	52859

Analysis Batch: 53280

Lab Sample ID	Client Sample ID	Prep Type	Matrix	Method	Prep Batch
240-13566-1	FWG DECON JULY 2012	TCLP	Water	8151A	52860
240-13566-2	FWG PURGE JULY 2012	TCLP	Water	8151A	52860
240-13566-2 MS	FWG PURGE JULY 2012	TCLP	Water	8151A	52860
LCS 240-52860/6-A	Lab Control Sample	Total/NA	Water	8151A	52860
MB 240-52860/5-A	Method Blank	Total/NA	Water	8151A	52860

Analysis Batch: 53589

Lab Sample ID	Client Sample ID	Prep Type	Matrix	Method	Prep Batch
MB 240-52859/6-A	Method Blank	Total/NA	Water	8081A	52859

Metals

Leach Batch: 52753

Lab Sample ID	Client Sample ID	Prep Type	Matrix	Method	Prep Batch
240-13566-1	FWG DECON JULY 2012	TCLP	Water	1311	
240-13566-2	FWG PURGE JULY 2012	TCLP	Water	1311	
LB 240-52753/1-C LB	Method Blank	TCLP	Water	1311	
LB 240-52753/1-D LB	Method Blank	TCLP	Water	1311	

Prep Batch: 52801

Lab Sample ID	Client Sample ID	Prep Type	Matrix	Method	Prep Batch
240-13566-1	FWG DECON JULY 2012	TCLP	Water	3010A	52753
240-13566-2	FWG PURGE JULY 2012	TCLP	Water	3010A	52753
LB 240-52753/1-C LB	Method Blank	TCLP	Water	3010A	52753
LCS 240-52801/3-A	Lab Control Sample	Total/NA	Water	3010A	
MB 240-52801/2-A	Method Blank	Total/NA	Water	3010A	

Metals (Continued)

Prep Batch: 52802

Lab Sample ID	Client Sample ID	Prep Type	Matrix	Method	Prep Batch
240-13566-1	FWG DECON JULY 2012	TCLP	Water	7470A	52753
240-13566-2	FWG PURGE JULY 2012	TCLP	Water	7470A	52753
LB 240-52753/1-D LB	Method Blank	TCLP	Water	7470A	52753
LCS 240-52802/3-A	Lab Control Sample	Total/NA	Water	7470A	
MB 240-52802/2-A	Method Blank	Total/NA	Water	7470A	

Analysis Batch: 53060

Lab Sample ID	Client Sample ID	Prep Type	Matrix	Method	Prep Batch
240-13566-1	FWG DECON JULY 2012	TCLP	Water	6010B	52801
240-13566-2	FWG PURGE JULY 2012	TCLP	Water	6010B	52801
LB 240-52753/1-C LB	Method Blank	TCLP	Water	6010B	52801
LCS 240-52801/3-A	Lab Control Sample	Total/NA	Water	6010B	52801
MB 240-52801/2-A	Method Blank	Total/NA	Water	6010B	52801

Analysis Batch: 53424

Lab Sample ID	Client Sample ID	Prep Type	Matrix	Method	Prep Batch
240-13566-1	FWG DECON JULY 2012	TCLP	Water	7470A	52802
240-13566-2	FWG PURGE JULY 2012	TCLP	Water	7470A	52802
LB 240-52753/1-D LB	Method Blank	TCLP	Water	7470A	52802
LCS 240-52802/3-A	Lab Control Sample	Total/NA	Water	7470A	52802
MB 240-52802/2-A	Method Blank	Total/NA	Water	7470A	52802

General Chemistry

Analysis Batch: 52270

Lab Sample ID	Client Sample ID	Prep Type	Matrix	Method	Prep Batch
240-13566-1	FWG DECON JULY 2012	Total/NA	Water	9040B	
240-13566-1 DU	FWG DECON JULY 2012	Total/NA	Water	9040B	
240-13566-2	FWG PURGE JULY 2012	Total/NA	Water	9040B	
LCS 240-52270/2	Lab Control Sample	Total/NA	Water	9040B	

Prep Batch: 52460

Lab Sample ID	Client Sample ID	Prep Type	Matrix	Method	Prep Batch
240-13566-1	FWG DECON JULY 2012	Total/NA	Water	9030B	
240-13566-2	FWG PURGE JULY 2012	Total/NA	Water	9030B	
LCS 240-52460/2-A	Lab Control Sample	Total/NA	Water	9030B	
MB 240-52460/1-A	Method Blank	Total/NA	Water	9030B	

Analysis Batch: 52493

Lab Sample ID	Client Sample ID	Prep Type	Matrix	Method	Prep Batch
240-13566-1	FWG DECON JULY 2012	Total/NA	Water	9034	52460
240-13566-2	FWG PURGE JULY 2012	Total/NA	Water	9034	52460
LCS 240-52460/2-A	Lab Control Sample	Total/NA	Water	9034	52460
MB 240-52460/1-A	Method Blank	Total/NA	Water	9034	52460

Analysis Batch: 52711

Lab Sample ID	Client Sample ID	Prep Type	Matrix	Method	Prep Batch
240-13566-1	FWG DECON JULY 2012	Total/NA	Water	1010	
240-13566-1 DU	FWG DECON JULY 2012	Total/NA	Water	1010	
240-13566-2	FWG PURGE JULY 2012	Total/NA	Water	1010	
LCS 240-52711/1	Lab Control Sample	Total/NA	Water	1010	

General Chemistry (Continued)

Prep Batch: 52788

Lab Sample ID	Client Sample ID	Prep Type	Matrix	Method	Prep Batch
240-13566-1	FWG DECON JULY 2012	Total/NA	Water	9012A	
240-13566-2	FWG PURGE JULY 2012	Total/NA	Water	9012A	
LCS 240-52788/4-A	Lab Control Sample	Total/NA	Water	9012A	
MB 240-52788/3-A	Method Blank	Total/NA	Water	9012A	

Analysis Batch: 52871

Lab Sample ID	Client Sample ID	Prep Type	Matrix	Method	Prep Batch
240-13566-1	FWG DECON JULY 2012	Total/NA	Water	9012A	52788
240-13566-2	FWG PURGE JULY 2012	Total/NA	Water	9012A	52788
LCS 240-52788/4-A	Lab Control Sample	Total/NA	Water	9012A	52788
MB 240-52788/3-A	Method Blank	Total/NA	Water	9012A	52788
MRL 240-52871/6 MRL	Lab Control Sample	Total/NA	Water	9012A	

Lab Chronicle

Client: Environmental Quality Mgt., Inc.
Project/Site: RVAAP 66 (OH) - IDW

TestAmerica Job ID: 240-13566-1

Client Sample ID: FWG DECON JULY 2012

Lab Sample ID: 240-13566-1

Date Collected: 07/26/12 12:30
Matrix: Water
Date Received: 07/27/12 08:00

Prep Type	Batch Type	Batch Method	Run	Dilution Factor	Batch Number	Prepared or Analyzed	Analyst	Lab
TCLP	Leach	1311			52762	07/31/12 16:40	BF	TAL NC
TCLP	Analysis	8260B		1	53620	08/07/12 22:29	TL	TAL NC
TCLP	Leach	1311			52753	07/31/12 16:40	BF	TAL NC
TCLP	Prep	3510C			52858	08/01/12 12:12	BM	TAL NC
TCLP	Analysis	8270C		1	53108	08/03/12 18:43	MU	TAL NC
TCLP	Leach	1311			52753	07/31/12 16:40	BF	TAL NC
TCLP	Prep	3510C			52859	08/01/12 12:17	BM	TAL NC
TCLP	Analysis	8081A		1	53253	08/05/12 08:26	CV	TAL NC
TCLP	Prep	8151A			52860	08/01/12 12:21	SE	TAL NC
TCLP	Analysis	8151A		1	53280	08/06/12 07:52	AR	TAL NC
TCLP	Leach	1311			52753	07/31/12 16:40	BF	TAL NC
TCLP	Prep	3010A			52801	08/01/12 10:06	LM	TAL NC
TCLP	Analysis	6010B		1	53060	08/02/12 12:40	NJM	TAL NC
TCLP	Prep	7470A			52802	08/01/12 13:15	LM	TAL NC
TCLP	Analysis	7470A		1	53424	08/02/12 10:18	DH	TAL NC
Total/NA	Analysis	9040B		1	52270	07/27/12 11:49	AM	TAL NC
Total/NA	Prep	9030B			52460	07/30/12 09:02	AM	TAL NC
Total/NA	Analysis	9034		1	52493	07/30/12 13:09	AM	TAL NC
Total/NA	Analysis	1010		1	52711	07/31/12 10:20	BW	TAL NC
Total/NA	Prep	9012A			52788	08/01/12 11:20	CN	TAL NC
Total/NA	Analysis	9012A		1	52871	08/01/12 11:55	CN	TAL NC

Client Sample ID: FWG PURGE JULY 2012

Lab Sample ID: 240-13566-2

Date Collected: 07/26/12 12:45
Matrix: Water
Date Received: 07/27/12 08:00

Prep Type	Batch Type	Batch Method	Run	Dilution Factor	Batch Number	Prepared or Analyzed	Analyst	Lab
TCLP	Leach	1311			52762	07/31/12 16:40	BF	TAL NC
TCLP	Analysis	8260B		1	53620	08/07/12 22:55	TL	TAL NC
TCLP	Leach	1311			52753	07/31/12 16:40	BF	TAL NC
TCLP	Prep	3510C			52858	08/01/12 12:12	BM	TAL NC
TCLP	Analysis	8270C		1	53108	08/03/12 19:03	MU	TAL NC
TCLP	Leach	1311			52753	07/31/12 16:40	BF	TAL NC
TCLP	Prep	3510C			52859	08/01/12 12:17	BM	TAL NC
TCLP	Analysis	8081A		1	53253	08/05/12 09:15	CV	TAL NC
TCLP	Prep	8151A			52860	08/01/12 12:21	SE	TAL NC
TCLP	Analysis	8151A		1	53280	08/06/12 08:16	AR	TAL NC
TCLP	Leach	1311			52753	07/31/12 16:40	BF	TAL NC
TCLP	Prep	3010A			52801	08/01/12 10:06	LM	TAL NC
TCLP	Analysis	6010B		1	53060	08/02/12 12:46	NJM	TAL NC
TCLP	Prep	7470A			52802	08/01/12 13:15	LM	TAL NC
TCLP	Analysis	7470A		1	53424	08/02/12 10:19	DH	TAL NC
Total/NA	Analysis	9040B		1	52270	07/27/12 11:51	AM	TAL NC
Total/NA	Prep	9030B			52460	07/30/12 09:02	AM	TAL NC
Total/NA	Analysis	9034		1	52493	07/30/12 13:11	AM	TAL NC

Lab Chronicle

Client: Environmental Quality Mgt., Inc.
Project/Site: RVAAP 66 (OH) - IDW

TestAmerica Job ID: 240-13566-1

Client Sample ID: FWG PURGE JULY 2012

Lab Sample ID: 240-13566-2

Date Collected: 07/26/12 12:45
Matrix: Water
Date Received: 07/27/12 08:00

Prep Type	Batch Type	Batch Method	Run	Dilution Factor	Batch Number	Prepared or Analyzed	Analyst	Lab
Total/NA	Analysis	1010		1	52711	07/31/12 10:20	BW	TAL NC
Total/NA	Prep	9012A			52788	08/01/12 11:20	CN	TAL NC
Total/NA	Analysis	9012A		1	52871	08/01/12 11:55	CN	TAL NC

Client Sample ID: PURGE DECON TRIP

Lab Sample ID: 240-13566-3

Date Collected: 07/26/12 12:30
Matrix: Water
Date Received: 07/27/12 08:00

Prep Type	Batch Type	Batch Method	Run	Dilution Factor	Batch Number	Prepared or Analyzed	Analyst	Lab
Total/NA	Analysis	8260B		1	53139	08/03/12 13:56	LW	TAL NC

Laboratory References:

TAL NC = TestAmerica Canton, 4101 Shuffel Street NW, North Canton, OH 44720, TEL (330)497-9396

Certification Summary

Client: Environmental Quality Mgt., Inc.
Project/Site: RVAAP 66 (OH) - IDW

TestAmerica Job ID: 240-13566-1

Laboratory: TestAmerica Canton

All certifications held by this laboratory are listed. Not all certifications are applicable to this report.

Authority	Program	EPA Region	Certification ID	Expiration Date
California	NELAC	9	01144CA	06-30-13
Connecticut	State Program	1	PH-0590	12-31-13
Florida	NELAC	4	E87225	06-30-13
Georgia	State Program	4	N/A	06-30-13
Illinois	NELAC	5	200004	07-31-13
Kansas	NELAC	7	E-10336	01-31-13
Kentucky	State Program	4	58	11-16-12
L-A-B	DoD ELAP		L2315	02-28-13
Minnesota	NELAC	5	039-999-348	12-31-12
Nevada	State Program	9	OH-000482008A	07-31-12
New Jersey	NELAC	2	OH001	06-30-13
New York	NELAC	2	10975	04-01-13
Ohio VAP	State Program	5	CL0024	01-19-14
Pennsylvania	NELAC	3	68-00340	08-31-12
USDA	Federal		P330-11-00328	08-26-14
Virginia	NELAC	3	460175	09-14-12
Washington	State Program	10	C971	01-12-13
West Virginia DEP	State Program	3	210	12-31-12
Wisconsin	State Program	5	999518190	08-31-12

Chain of Custody Record

TestAmerica
THE LEADER IN ENVIRONMENTAL TESTING

TestAmerica Laboratory location: N. Canton
Regulatory program: ☐ DW ☐ NPDES ☒ RCRA ☒ Other

TestAmerica Laboratories, Inc.

Client Contact				
Company Name: EQM	Client Project Manager: John Miller	Site Contact: Erik Corbin	Lab Contact: Mark Loeb	COC No: 043230
Address: 1800 Carillon Blvd	Telephone: 513-825-7500	Telephone: 513-825-7500	Telephone: 330 497 9396	1 of 1 COCs
City/State/Zip: Cincinnati OH 45240	Email: ecorbin@eqm.com	Analysis Turnaround Time (in BUSdays) TAT if different from below: ☐ 3 weeks ☐ 2 weeks ☐ 1 week ☐ 2 days ☐ 1 day		For lab use only: Walk-in client ☐ Lab pickup ☐ Lab sampling ☐ Job/SDG No:
Phone: 513-825-7500				
Project Name: RVAPP 66	Method of Shipment/Carrier: Lab Pickup			
Project Number: 30174.0016.001	Shipping/Tracking No:			
PO#				

Analyses

Sample Identification	Sample Date	Sample Time	Matrix: Air	Aqueous	Sediment	Solid	Other:	Containers & Preservatives: H2SO4	HNO3	HCl	NaOH	ZnAc/NaOH	Unpres	Other:	Filtered Sample (Y/N)	Composite C/Grab G	Calc-Sulfide 9034	TCLP Volatiles 8260B	TCLP Semivol 8270C	6010B TCLP Metals	Mercury 7470A	TCLP Pest 8081A	TCLP Herb 8151A	Flashpoint 1010	pH-Aqueous 9040B	Tot. Cyanide 9012A	Sample Specific Notes / Special Instructions: Cooler ID
FWG DECON JULY 2012	7/26/12	1230		X	X						1	1	7		NG		X	X	X	X	X	X	X	X	X	X	1DW
~~FWG DECON JULY 2012~~																											~~Trip Blank~~ MA
FWG PURGE JULY 2012	7/26/12	1245		X	X						1	1	7		NG		X	X	X	X	X	X	X	X	X	X	A262
PURGE DECON TRIP	7/26/12	~~1235~~ 1230 MA		X						1					NG			X									A262

Possible Hazard Identification: ☐ Non-Hazard ☐ Flammable ☐ Skin Irritant ☐ Poison B ☒ Unknown

Sample Disposal (A fee may be assessed if samples are retained longer than 1 month): ☐ Return to Client ☒ Disposal By Lab ☐ Archive For _____ Months.

Special Instructions/QC Requirements & Comments:
Temps may not meet requirements if sample collection is close to lab pickup time.
Volatiles in cooler A262

Relinquished by:	Company:	Date/Time:	Received by:	Company:	Date/Time:
[signature]	EQM	7-26-12 1600	[signature]	TAL-NC	7-26-12-1600
[signature]	TAL-NC	7-26-12-1700			
			Received in Laboratory by: [signature]	TAL-NC	27 JUL 2012 0800

©2009, TestAmerica Laboratories, Inc. All rights reserved
TestAmerica & Design ™ are trademarks of TestAmerica Laboratories, Inc.

TAL 0018-1 (04/10)

TestAmerica North Canton Sample Receipt Form/Narrative Login # : 13566

Client EQM Site Name RVAAP By: Matthew Jemp

Cooler Received on 27 JUL 2012 Opened on 27 JUL 2012 (Signature)

FedEx: 1st Grd Exp UPS FAS Stetson Client Drop-Off TestAmerica Courier Other

TestAmerica Cooler # BACK Foam Box Client Cooler Box Other

Packing material used: Bubble Wrap Foam Plastic Bag None Other

COOLANT: Wet Ice Blue Ice Dry Ice Water None

1. Cooler temperature upon receipt

IR GUN# 1	(CF 0°C)	Observed Sample Temp. ____ °C	Corrected Sample Temp. ____ °C	
IR GUN# 4G	(CF –1°C)	Observed Sample Temp. ____ °C	Corrected Sample Temp. ____ °C	X Multiple on Back
IR GUN# 5G	(CF –1°C)	Observed Sample Temp. ____ °C	Corrected Sample Temp. ____ °C	
IR GUN# 8	(CF 0°C)	Observed Sample Temp. ____ °C	Corrected Sample Temp. ____ °C	

2. Were custody seals on the outside of the cooler(s)? If Yes Quantity 2	Yes	No
-Were custody seals on the outside of the cooler(s) signed & dated?	Yes	No NA
-Were custody seals on the bottle(s)?	Yes	No
3. Shippers' packing slip attached to the cooler(s)?	Yes	No
4. Did custody papers accompany the sample(s)?	Yes	No
5. Were the custody papers relinquished & signed in the appropriate place?	Yes	No
6. Did all bottles arrive in good condition (Unbroken)?	Yes	No
7. Could all bottle labels be reconciled with the COC?	Yes	No
8. Were correct bottle(s) used for the test(s) indicated?	Yes	No
9. Sufficient quantity received to perform indicated analyses?	Yes	No
10. Were sample(s) at the correct pH upon receipt?	Yes	No NA
11. Were VOAs on the COC?	Yes	No
12. Were air bubbles >6 mm in any VOA vials?	Yes	No NA
13. Was a trip blank present in the cooler(s)?	Yes	No

Contacted PM ____ Date ____ by ____ via Verbal Voice Mail Other

Concerning ____

14. CHAIN OF CUSTODY & SAMPLE DISCREPANCIES

15. SAMPLE CONDITION

Sample(s) ____ were received after the recommended holding time had expired.

Sample(s) ____ were received in a broken container.

Sample(s) ____ were received with bubble >6 mm in diameter. (Notify PM)

16. SAMPLE PRESERVATION

Sample(s) _____ were further preserved in Sample Receiving to meet recommended pH level(s). Nitric Acid Lot# 110410-HNO3; Sulfuric Acid Lot# 041911-H2SO4; Sodium Hydroxide Lot# 121809 - NaOH; Hydrochloric Acid Lot# 041911-HCl; Sodium Hydroxide and Zinc Acetate Lot# 100108-(CH3COO)2ZN/NaOH. What time was preservative added to sample(s)?

Client ID	pH	Date	Initials
DEION	>9 >12	2-7-12	MAF
PURGE	>9 >12		

Cooler #	Observed Sample Temp. °C	Corrected Sample Temp. °C	IR #	Coolant
6.9	1.8	1.8	3	WET ICE
A2	1.4	1.4		

Login Sample Receipt Checklist

Client: Environmental Quality Mgt., Inc.

Job Number: 240-13566-1

Login Number: 13566
List Number: 1
Creator: Livengood, Chris

List Source: TestAmerica Canton

Question	Answer	Comment
Radioactivity either was not measured or, if measured, is at or below background	N/A	
The cooler's custody seal, if present, is intact.	True	
The cooler or samples do not appear to have been compromised or tampered with.	True	
Samples were received on ice.	True	
Cooler Temperature is acceptable.	True	
Cooler Temperature is recorded.	True	
COC is present.	True	
COC is filled out in ink and legible.	True	
COC is filled out with all pertinent information.	True	
Is the Field Sampler's name present on COC?	True	
There are no discrepancies between the sample IDs on the containers and the COC.	True	
Samples are received within Holding Time.	True	
Sample containers have legible labels.	True	
Containers are not broken or leaking.	True	
Sample collection date/times are provided.	True	
Appropriate sample containers are used.	True	
Sample bottles are completely filled.	True	
Sample Preservation Verified.	True	
There is sufficient vol. for all requested analyses, incl. any requested MS/MSDs	True	
VOA sample vials do not have headspace or bubble is <6mm (1/4") in diameter.	True	
Multiphasic samples are not present.	True	
Samples do not require splitting or compositing.	True	
Residual Chlorine Checked.	N/A	

APPENDIX F

LOAD LINE 12 GROUNDWATER FLOW MAPS

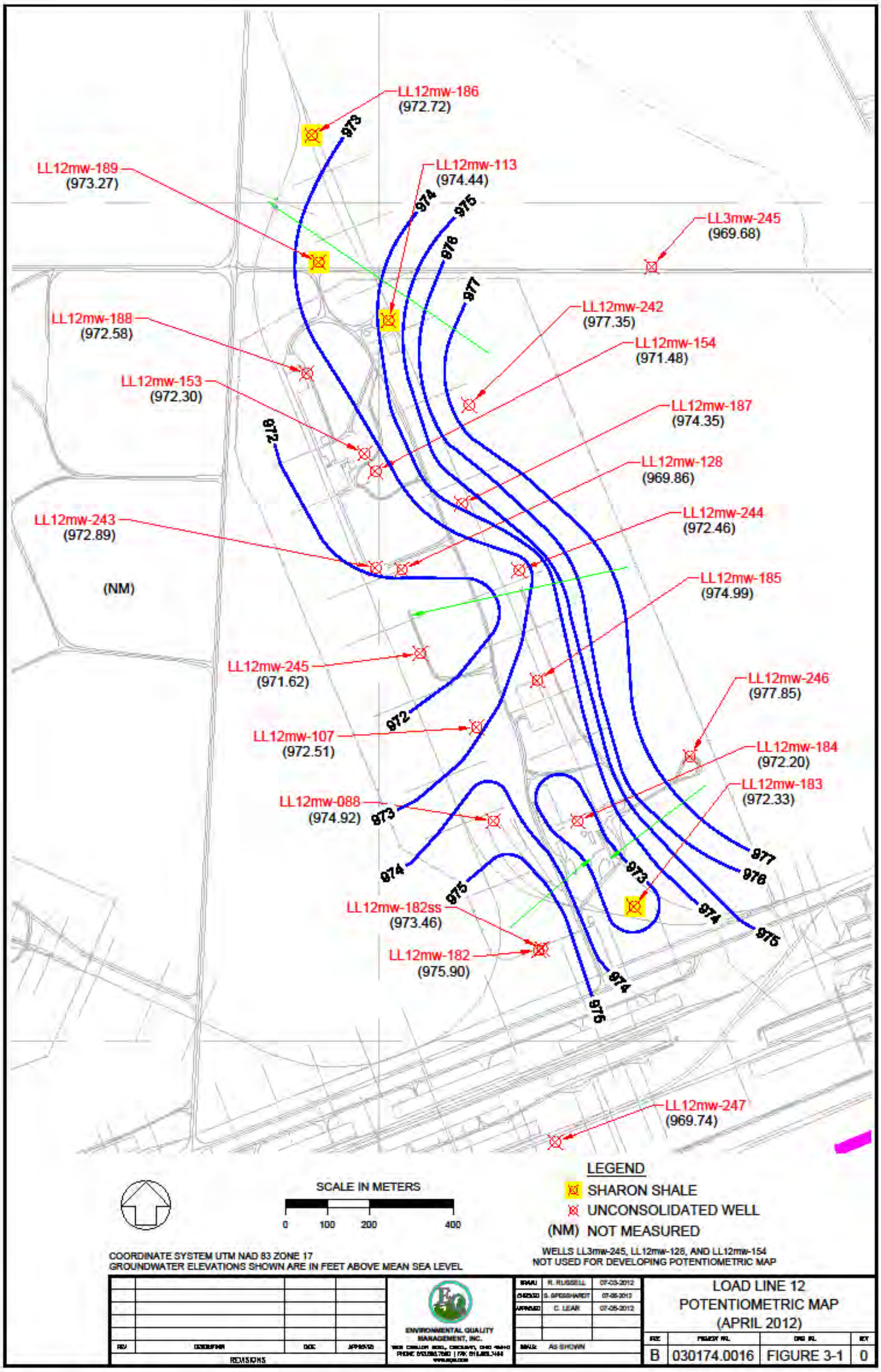

April Potentiometric Load Line 12 Monitoring Well Map

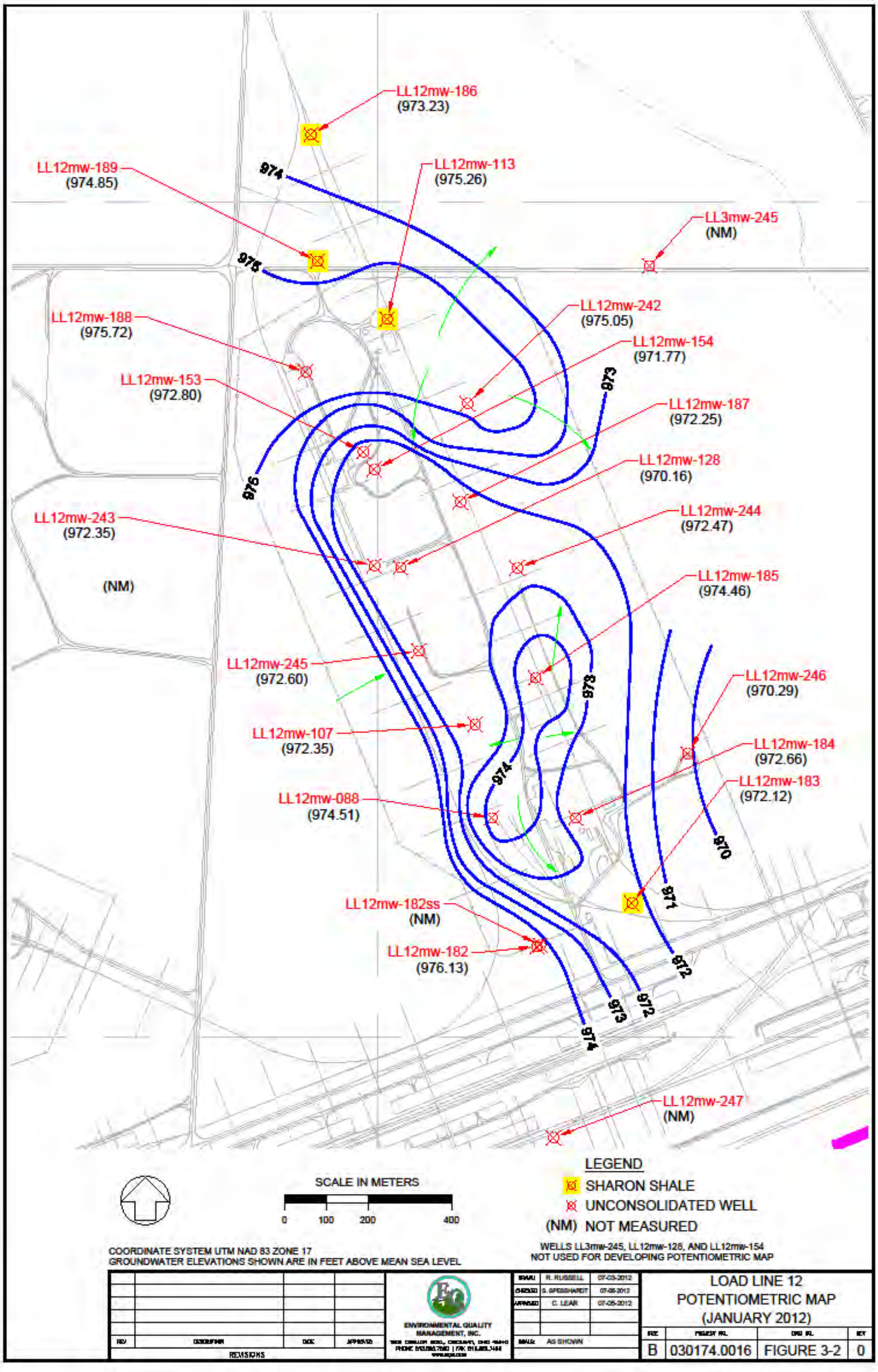

January Potentiometric Load Line 12 Monitoring Well Map

APPENDIX G

REPORTING LIMITS THAT CURRENTLY DO NOT MEET THE RVAAP QAPP PROJECT ACTION REQUIRMENTS, MCLS, AND/OR RSLs

VOCs

CAS No.	Analyte Name	Units	MDL	LOD[1]	RL	PAR[2]	MCL	RSL
79-34-5	1,1,2,2-Tetrachloroethane	µg/L	0.18	0.25	1	1	NS	0.066
79-00-5	1,1,2-Trichloroethane	µg/L	0.27	0.5	1	1	5	0.24
106-93-4	1,2-Dibromoethane	µg/L	0.24	0.25	1	1	NS	0.0065
107-06-2	1,2-Dichloroethane	µg/L	0.22	0.25	1	1	5	0.15
75-27-4	Bromodichloromethane	µg/L	0.15	0.25	1	1	NS	0.12
124-48-1	Dibromochloromethane	µg/L	0.18	0.25	1	1	NS	0.15
127-18-4	Tetrachloroethene	µg/L	0.29	0.5	1	1	5	0.072

SVOCS

CAS No.	Analyte Name	Units	MDL	LOD[1]	RL	PAR[2]	MCL	RSL
121-14-2	2,4-Dinitrotoluene	µg/L	0.27	0.8	5	10	NS	0.2
91-94-1	3,3'-Dichlorobenzidine	µg/L	0.37	0.8	5	5	NS	0.11
534-52-1	4,6-Dinitro-2-methylphenol	µg/L	2.4	2.4	5	25	NS	1.2
106-47-8	4-Chloroaniline	µg/L	0.8	0.8	2	10	NS	0.32
56-55-3	Benzo(a)anthracene	µg/L	0.1	0.1	0.2	0.2	NS	0.029
50-32-8	Benzo(a)pyrene	µg/L	0.1	0.1	0.2	0.2	0.2	0.0029
205-99-2	Benzo(b)fluoranthene	µg/L	0.1	0.1	0.2	0.2	NS	0.029
111-44-4	bis(2-Chloroethyl)ether	µg/L	0.1	0.1	1	1	NS	0.012
53-70-3	Dibenzo(a,h)anthracene	µg/L	0.1	0.1	0.2	50	NS	0.0029
118-74-1	Hexachlorobenzene	µg/L	0.1	0.1	0.2	10	1	0.042
87-68-3	Hexachlorobutadiene	µg/L	0.27	0.8	1	10	NS	0.26
67-72-1	Hexachloroethane	µg/L	0.8	0.8	1	10	NS	0.79
193-39-5	Indeno(1,2,3-cd)pyrene	µg/L	0.1	0.1	0.2	0.2	NS	0.029
621-64-7	N-Nitroso-di-n-propylamine	µg/L	0.8	0.8	1	10	NS	0.0093
87-86-5	Pentachlorophenol	µg/L	2.4	2.4	5	5	1	0.035

Pesticides

CAS No.	Analyte Name	Units	MDL	LOD[1]	RL	PAR[2]	MCL	RSL
309-00-2	Aldrin	µg/L	0.0082	0.01	0.03	0.03	NS	0.004
319-84-6	alpha-BHC	µg/L	0.007	0.01	0.03	0.03	NS	0.0062
60-57-1	Dieldrin	µg/L	0.0075	0.01	0.03	0.03	NS	0.0015
76-44-8	Heptachlor	µg/L	0.008	0.01	0.03	0.03	0.4	0.0018
1024-57-3	Heptachlor epoxide	µg/L	0.0071	0.01	0.03	0.03	0.2	0.0033
8001-35-2	Toxaphene	µg/L	0.32	0.5	2	2	3	0.013

PCB

CAS No.	Analyte Name	Units	MDL	LOD[1]	RL	PAR[2]	MCL	RSL
11104-28-2	PCB- 1221	µg/L	0.13	0.2	0.5	0.2	0.5	0.004
11141-16-5	PCB- 1232	µg/L	0.16	0.2	0.5	0.2	0.5	0.004
53469-21-9	PCB- 1242	µg/L	0.22	0.4	0.5	0.2	0.5	0.034
12672-29-6	PCB- 1248	µg/L	0.1	0.2	0.5	0.2	0.5	0.034
11097-69-1	PCB- 1254	µg/L	0.16	0.2	0.5	0.2	0.5	0.034
11096-82-5	PCB- 1260	µg/L	0.17	0.2	0.5	0.2	0.5	0.034

Inorganics

CAS No.	Analyte Name	Units	MDL	LOD[1]	RL	PAR[2]	MCL	RSL
7440-38-2	Arsenic	µg/L	3.28	10	10	5	10	0.045
7440-70-2	Calcium	µg/L	634	1000	5000	100	NS	NS
57-12-5	Cyanide	mg/L	0.005	0.01	0.01	0.01	0.2	0.0014
7439-95-4	Magnesium	µg/L	122	300	5000	100	NS	NS
7440-09-7	Potassium	µg/L	300	900	5000	200	NS	NS
7440-28-0	Thallium	µg/L	0.32	1	2	1	2	0.16

Notes:

1- LOD= The smallest amount or concentration of a substance that must be present in a sample in order to be detected at a high level of confidence (99%). At the LOD, the false negative rate is 1%.

2- Project Action Requirements from table 4 of the Facility Wide QAPP

NS= No Standard

APPENDIX H

CORRESPONDENCE & COMMENT/RESPONSE TABLE

Ohio EPA
40 years and moving forward

John R. Kasich, Governor
Mary Taylor, Lt. Governor
Scott J. Nally, Director

January 7, 2013

RE: RAVENNA ARMY AMMUNITION PLANT
PORTAGE/TRUMBULL COUNTIES
OHIO EPA ID # 267000859036

Mr. Mark Patterson
Facility Manager
Ravenna Army Ammunition Plant
8451 State Route 5
Ravenna, OH 44266

CERTIFIED MAIL
7010 3090 0000 3936 7310

Re: Notice Of Deficiency, Disapproval, FWGWMP, July 2012 Sampling Event Report

Dear Mr. Patterson:

The Ohio Environmental Protection Agency (Ohio EPA) has not received a response to Ohio EPA's email dated December 27, 2012, which indicated that it appears problems exist with the raw data included in the Facility-Wide Ground Water Monitoring Program (FWGWMP) July 2012 Sampling Event report. Ohio EPA had requested a response by Friday, January 4, 2012. Enclosed is a copy of that email.

Please note: The 2012 FWGWMP Annual Report, which is currently under review, includes the July 2012 data that appears to have data problems or data reporting problems that cause the report to be suspect at this time.

Pursuant to the June 14, 2004 Director's Final Findings and Orders (DFFOs), Ohio EPA has prepared this Notice of Deficiency documenting Ohio EPA's disapproval of the July 2012 Sampling Event report for the FWGWMP under Paragraph 39 and 41. Pursuant to DFFOs, Paragraph 41, and this notification, the "Respondent shall within thirty (30) days from the date of actual receipt of the disapproval, correct the deficiencies and submit revised page(s) to Ohio EPA for approval." "This time limitation may be extended by mutual written agreement of the Project Managers. The revised submission shall incorporate all of the uncontested changes, additions, and/or deletions specified by Ohio EPA in its notice of deficiency."

Paragraph 42 of the DFFOs provides for a meeting request by the Respondent to discuss and clarify issues. The DFFOs state, "... the meeting shall commence within fifteen (15) days of the close of the comment period" and again can be extended by mutual written

E-MAILED 01-09-2013 GH

Scanned
By: GH
Date: 01-09-2013

RECEIVED 01-09-2013 GH

agreement of the Project Managers. Please let Ohio EPA's contact Project Manager, Eileen Mohr, know if the Army wants to request a meeting.

Sincerely,

Nancy Zikmanis, CHMM
Environmental Supervisor
Division of Environmental Response and Revitalization

VD:NZ/kss

enclosure

cc: Katie Tate, OHNGB
Ann Wood, NGB

ec: Vicki Deppisch, Ohio EPA, NEDO, DERR
Eileen Mohr, Ohio EPA, NEDO, DERR
Justin Burke, Ohio EPA, NEDO, DERR

Deppisch, Vicki

From: Zikmanis, Nancy
Sent: Thursday, December 27, 2012 11:57 AM
To: 'Mark Patterson' (mark.c.patterson@us.army.mil); kathryn.s.tait@us.army.mil; Ann.M.Wood@us.army.mil
Cc: Mohr, Eileen; christy.esler@us.army.mil; Fisher, Todd; Deppisch, Vicki; Beals, Rod
Subject: FW: requesting clarity on July 2012 sampling event report

Mark:

There are problems with the data report submitted for the July 2012 ground water; please see below. At this point, the question is concerning whether the printing of the document was a problem and we received an incorrect version or if this document needs to be returned for re-evaluation of the entire data set. Since it is Christmas, Ohio EPA is asking for clarification as to the problem. If we don't hear back by next **Friday, Jan 4, 2013**, we will consider the document a denial and request a revised document be submitted pursuant to the Order.

Merry Christmas and Happy 2013! ☺

Thanks, Nancy

From: Deppisch, Vicki
Sent: Thursday, December 27, 2012 11:44 AM
To: Zikmanis, Nancy; Mohr, Eileen
Cc: Deppisch, Vicki; Muller, Albert
Subject: requesting clarity on July 2012 sampling event report

Please pass this along to Mark Nichter who may need to confer with EQM:

Ohio EPA is currently reviewing the July 2012 sampling event report. We've come across two issues that may just need some clarification or may be significant. I'm asking for clarify on both of these. Both are related to the analytical data from TestAmerica lab.

(1) The "Data Verification Summary" states "Results between the DL and the LOQ were reported as estimated, qualified with a "J" flag."
Ohio EPA noticed that many of the values under the "Result" column do not have this "J" designation under the "Qualifier" column. For example, Vol II, pg 77 of 4952, 1,1,2,2,TCA result was 0.25 but the DL is listed as 0.183 and the LOQ is 1.03. Many other analytes on this page also have the same issue. Also, spot checking other pages and other results we find the same issue throughout the report.

(2) Also related, the data reports have the numeral "3" after many of the words, symbols, etc. at the top of the page and also in the column headings and the **actual values** in all the columns. There are many results that end with a "3." The "3"s issue can also be reviewed on pg. 77 but again is scattered throughout the report in the analytical data reports.

I would have preferred to contact you direct as you may have questions on the above, but given the new review process, I've tried to make the above as clear as I can. Please verify the above. If these issues do significantly affect the report, please let me know what you want to do. I will wait until I hear from you to proceed with the review. Thanks.
Vicki

SENDER: *COMPLETE THIS SECTION*

- Complete items 1, 2, and 3. Also complete item 4 if Restricted Delivery is desired.
- Print your name and address on the reverse so that we can return the card to you.
- Attach this card to the back of the mailpiece, or on the front if space permits.

1. Article Addressed to:

MARK PATTERSON
RAVENNA ARMY AMMUNITION PLANT
8451 STATE ROUTE 5
RAVENNA OH 44266

COMPLETE THIS SECTION ON DELIVERY

A. Signature
X Gail Harris ☒ Agent ☐ Addressee

B. Received by (*Printed Name*) Gail Harris
C. Date of Delivery 01-9-2013

D. Is delivery address different from item 1? ☐ Yes
If YES, enter delivery address below: ☒ No

3. Service Type
☒ Certified Mail ☐ Express Mail
☐ Registered ☐ Return Receipt for Merchandise
☐ Insured Mail ☐ C.O.D.

4. Restricted Delivery? (*Extra Fee*) ☐ Yes

2. Article Number 7010 3090 0000 3936 7310 (01/07/13 K. Schillo for VD)
(*Transfer from service label*)

PS Form 3811, February 2004 Domestic Return Receipt 102595-02-M-1540

UNITED STATES POSTAL SERVICE

First-Class Mail
Postage & Fees Paid
USPS
Permit No. G-10

• Sender: Please print your name, address, and ZIP+4 in this box •

OHIO EPA
NORTHEAST DISTRICT OFFICE
2110 EAST AURORA ROAD
TWINSBURG OH 44087

COPY

Ohio EPA
40 years and moving forward

John R. Kasich, Governor
Mary Taylor, Lt. Governor
Scott J. Nally, Director

February 11, 1013

RE: RAVENNA ARMY AMMUNITION PLANT, PORTAGE/TRUMBULL COUNTIES, REGARDING RECENTLY GENERATED POTENTIOMETRIC SURFACE MAPS PRESENTED BY EQM AT THE FEBRUARY 4, 2012 FWGWMP MEETING AT RVAAP (OHIO EPA ID # 267-000859-036)

Mr. Mark Patterson
Installation Manager
Ravenna Army Ammunition Plant
8451 State Route 5
Ravenna, OH 44266

CERTIFIED MAIL
7012 1010 0002 2260 3537

Dear Mr. Patterson:

During the February 4, 2013 Facility-Wide Groundwater Monitoring Program (FWGWMP) meeting at the Ravenna Army Ammunition Plant (RVAAP), the Ohio Environmental Protection Agency (Ohio EPA) was shown two recently constructed potentiometric surface maps by EQM during one of the breaks. As a follow-up to the meeting, Ohio EPA reviewed these maps a little closer. Ohio EPA noted that there are discrepancies and conflicting interpretations between these newly constructed maps and recently submitted maps for the annual and quarterly reports. Interpretations of ground water flow in portions of the map do not appear to take into consideration bedrock topography and features, such as buried valleys and which areas are local recharge areas and which are local discharge areas. In addition to site specific information, USACE and EQM may find the "Geology and Ground-Water Resources of Portage County, Ohio, Geological Survey Professional Paper 511 (USGS)," prepared in Cooperation with the Ohio Department of Natural Resources, Division of Water, 1966, helpful for bedrock interpretation. The document includes a bedrock map of Portage County.

Until these concerns can be resolved, Ohio EPA suggests that USACE and EQM postpone use of these maps for all FWGWMP related issues and reports.

As stated in the 2004 Director's Final Findings and Orders, paragraph 42: "Subsequent to the receipt of the Ohio EPA comments, the Respondent may request a meeting with Ohio EPA to discuss and clarify comments. Except as agreed to by the Parties, the meeting shall commence within fifteen (15) days of the close of the comment period. This time limitation may be extended by mutual written agreement of the Project Managers."

E-MAILED RMH 02-13-2013

Scanned
By: RMH
Date: 02-13-2013

Northeast District Office • 2110 East Aurora Road • Twinsburg, OH 44087-1924
www.epa.ohio.gov • (330) 963-1200 • (330) 487-0769 (fax)

RECEIVED 02-13-2013 RMH

If you wish to schedule a meeting to discuss the above, please call Eileen Mohr.

Sincerely,

Nancy Zikmanis, CHMM
Environmental Supervisor
Division of Environmental Response and Revitalization

VD:NZ/kss

cc: Ann Wood, NGB
Katie Tait, OHARNG RTLS

ec: Eileen Mohr, Ohio EPA, NEDO, DERR
Todd Fisher, Ohio EPA, NEDO, DERR
Vicki Deppisch, Ohio EPA, NEDO, DERR
Kevin Palombo, Ohio EPA, NEDO, DERR
Al Muller, Ohio EPA, NEDO, DDAGW

SENDER: *COMPLETE THIS SECTION*

- Complete items 1, 2, and 3. Also complete item 4 if Restricted Delivery is desired.
- Print your name and address on the reverse so that we can return the card to you.
- Attach this card to the back of the mailpiece, or on the front if space permits.

1. Article Addressed to:

MARK PATTERSON
RAVENNA ARMY AMMUNITION PLANT
8451 STATE ROUTE 5
RAVENNA OH 44266

COMPLETE THIS SECTION ON DELIVERY

A. Signature
x Rebecca M. Haney ☒ Agent ☐ Addressee

B. Received by *(Printed Name)* Rebecca M. Haney C. Date of Delivery 2-13-13

D. Is delivery address different from item 1? ☐ Yes
If YES, enter delivery address below: ☒ No

3. Service Type
☒ Certified Mail ☐ Express Mail
☐ Registered ☐ Return Receipt for Merchandise
☐ Insured Mail ☐ C.O.D.

4. Restricted Delivery? *(Extra Fee)* ☐ Yes

2. Article Number *(Transfer from service label)* 7012 1010 0002 2260 3537 (02/11/13 K. Schillo for VD)

PS Form 3811, February 2004 Domestic Return Receipt 102595-02-M-1540

UNITED STATES POSTAL SERVICE

First-Class Mail
Postage & Fees Paid
USPS
Permit No. G-10

• Sender: Please print your name, address, and ZIP+4 in this box •

OHIO EPA
NORTHEAST DISTRICT OFFICE
2110 EAST AURORA ROAD
TWINSBURG OH 44087

COPY

Ohio EPA
40 years and moving forward

John R. Kasich, Governor
Mary Taylor, Lt. Governor
Scott J. Nally, Director

February 15, 2013

RE: RAVENNA ARMY AMMUNITION PLANT
PORTAGE/TRUMBULL COUNTIES
FACILITY-WIDE GROUNDWATER
OHIO EPA ID # 267-000859-036

Mr. Mark Patterson, Facility Manager
Ravenna Army Ammunition Plant
8451 State Route 5
Ravenna, OH 44266

CERTIFIED MAIL
7012 1010 0000 9467 5052

Dear Mr. Patterson:

On February 14, 2013, the Ohio Environmental Protection Agency (Ohio EPA), Northeast District Office (NEDO), Division of Environmental Response and Revitalization (DERR) received (via email) a request for a conference call regarding the Facility-Wide Groundwater Monitoring Program Plan (FWGWMPP) Notice of Deficiency (NOD) related to the potentiometric surface maps for the Ravenna Army Ammunition Plant (RVAAP). These maps were briefly looked at by Ohio EPA personnel during a break at the February 4, 2013 groundwater meeting and were followed by a NOD issued by Ohio EPA on February 11, 2013.

On February 15, 2013, I sent an email to Army personnel indicating that Ohio EPA personnel would be available for a call on Thursday, February 21, 2013, at 10:00 AM. Please provide printed and electronic copies of the maps that are to be discussed ahead of time, such that Ohio EPA has time to review them and discuss them internally. Additionally, please provide the Agency with a call in number.

If you have any questions concerning this correspondence, please do not hesitate to contact me at (330) 963-1221.

Sincerely,

Eileen T. Mohr, Project Manager
Division of Environmental Response and Revitalization

ETM/kss

cc: Katie Tait, OHARNG
Ann Wood, ARNGD

ec: Justin Burke, Ohio EPA, CO, DERR
Nancy Zikmanis, Ohio EPA, NEDO, DERR
Vicki Deppisch, Ohio EPA, NEDO, DERR
Todd Fisher, Ohio EPA, NEDO, DERR
Al Muller, Ohio EPA, NEDO, DDAGW
Kevin Palombo, Ohio EPA, NEDO, DERR

E-MAILED 02-21-2013 RMH

Scanned By: RMH Date: 2-21-2013

Northeast District Office • 2110 East Aurora Road • Twinsburg, OH 44087-1924
www.epa.ohio.gov • (330) 963-1200 • (330) 487-0769 (fax)

RECEIVED 02-21-2013

SENDER: COMPLETE THIS SECTION

- Complete items 1, 2, and 3. Also complete item 4 if Restricted Delivery is desired.
- Print your name and address on the reverse so that we can return the card to you.
- Attach this card to the back of the mailpiece, or on the front if space permits.

1. Article Addressed to:

MARK PATTERSON
RAVENNA ARMY AMMUNITION PLANT
8451 STATE ROUTE 5
RAVENNA OH 44266

COMPLETE THIS SECTION ON DELIVERY

A. Signature
X Rebecca M. Haney ☒ Agent ☐ Addressee

B. Received by (Printed Name) Rebecca M. Haney C. Date of Delivery 2-21-2013

D. Is delivery address different from item 1? ☐ Yes
If YES, enter delivery address below: ☒ No

3. Service Type
☒ Certified Mail ☐ Express Mail
☐ Registered ☐ Return Receipt for Merchandise
☐ Insured Mail ☐ C.O.D.

4. Restricted Delivery? (Extra Fee) ☐ Yes

2. Article Number 7012 1010 0000 9467 5052 (02/19/13 K.Schillo for KM)
(Transfer from service label)

PS Form 3811, February 2004 Domestic Return Receipt 102595-02-M-1540

UNITED STATES POSTAL SERVICE

First-Class Mail
Postage & Fees Paid
USPS
Permit No. G-10

• Sender: Please print your name, address, and ZIP+4 in this box •

OHIO EPA
NORTHEAST DISTRICT OFFICE
2110 EAST AURORA ROAD
TWINSBURG OH 44087

COPY

John R. Kasich, Governor
Mary Taylor, Lt. Governor
Scott J. Nally, Director

February 22, 2013

CERTIFIED MAIL
7012 1010 0000 9467 5083

Mr. Mark Patterson, Facility Manager
Ravenna Army Ammunition Plant
8451 State Route 5
Ravenna OH 44266-9297

Re: Ravenna Army Ammunition Plant, Portage/Trumbull Counties, FWGWMP, Notice Of Deficiency, Disapproval, (Second) Draft, July 2012 Sampling Event Report, Dated February 14, 2013 (Ohio EPA ID # 267-000859-036)

Dear Mr. Patterson:

The Ohio Environmental Protection Agency (Ohio EPA) has received and reviewed the *"(Second) Draft, Facility-Wide Ground Water Monitoring Program (FWGWMP)* July *2012 Sampling Event, Ravenna Army Ammunition Plant, Ravenna, Ohio"* document. The *"Investigative Derived Waste and Characterization and Disposal Plan" (IDW)* has been included as Appendix E. The document was received at Ohio EPA's Northeast District Office (NEDO), Division of Environmental Response and Revitalization (DERR), on February 15, 2013 and is dated February 14, 2013. The document was prepared for the U.S. Army Corps of Engineers (USACE) – Louisville District, by Environmental Quality Management, Inc. (EQM), under GSA Contract No. GS-10F-0293K.

This is the "second" draft of this document. A letter from Ohio EPA, dated January 7, 2012, was sent to Mr. Mark Patterson as a Notice of Deficiency regarding the "first" draft copy of this document. Ohio EPA had concerns regarding (1) the definition of the qualifier stating, "Results between the DL and the LOQ were reported as estimated, qualified with a "J" flag," which appeared to affect the designation of some of the data and (2) some of the data reports appeared to have a printing problem and generated the numeral "3" in inappropriate places, which also may have affected the data and hence the narrative sections. These two issues were also discussed during the February 4, 2013 FWGWMP meeting held at RVAAP.

Ohio EPA has reviewed the "second" draft relative to resolution of the above two issues before conducting the detailed review of the entire document. The changed qualifier language in the "Data Verification Summary," Revision 2, dated February 5, 2013, page 2 of 10, states, "Per the Dod QSM, the laboratory data is reported as follows: Non Detected results (<DL) were reported at the LOD with a "U" flag. Detected results between the DL and LOQ were reported as estimated, qualified with a "J" flag." The rewording of this qualifier is acceptable. Please advise Ohio EPA if all future "Data Verification Summaries" will include this new language.

E-MAILED 02-25-2013 RMH

Although the qualifier language is acceptable to Ohio EPA, Ohio EPA could not locate the data in question in the "second" draft to verify the qualifier. This data also represents Ohio EPA's concerns regarding the printout of "3s" after many of the words, symbols, etc., scattered throughout the data. For example, Ohio EPA had concerns about the lack of the "J" flag and the issue of "3s"

Scanned
By: RMH
Date: 02-25-2013

RECEIVED 02-25-2013

for data on page 77 of 4952, lab sample ID 240-13468-5, including 1,1,2,2-TCA in the "first" draft. The lab data in the "second" draft under the same lab sample number; Ohio EPA could only locate metals. Although Ohio EPA is assuming all data, VOCs, SVOCs, pesticides, metals, etc., would be grouped together, Ohio EPA could not locate it anywhere else in the report. Also, the old printout numbers, such as page 77 of 4952, are no longer included and could not be used as a reference to locate this data in the "second" draft. Volume 2 of the "second" volume is also thinner than Volume 2 of the "first" draft. Were some data removed? Unfortunately, the cover letter signed by Glen Beckham for Mark Patterson, dated February 14, 2013, does not detail what changes or interpretations the contractor, EQM, made to the "second" draft. Ohio EPA had hoped to add these issues to the proposed FWGWMP potentiometric surface map conference call that was tentatively scheduled for February 21, 2013, at 10:00 AM, but Ohio EPA never heard back from the Army. Until the data issue is resolved, a complete review of the July 2012 Sampling Event Report cannot be completed.

Pursuant to the June 14, 2004 Director's Final Findings and Orders (DFFOs), Ohio EPA has prepared this Notice of Deficiency documenting Ohio EPA's disapproval of the "second" Draft July 2012 Sampling Event Report for the FWGWMP under Paragraph 39 and 41. Pursuant to DFFOs, Paragraph 41, and this notification, the "Respondent shall within thirty (30) days from the date of actual receipt of the disapproval, correct the deficiencies and submit revised page(s) to Ohio EPA for approval." This time limitation may be extended by mutual written agreement of the Project Mangers. The revised submission shall incorporate all of the uncontested changes, additions, and/or deletions specified by Ohio EPA in its notice of deficiency.

Paragraph 42 of the DFFOs provides for a meeting request by the Respondent to discuss and clarify issues. The DFFOs state, "...the meeting shall commence within fifteen (15) days of the close of the comment period" and again can be extended by mutual written agreement of the Project Mangers. Please let Ohio EPA's contact Project Manager, Eileen Mohr, know if the Army wants to request a meeting.

Sincerely,

Nancy Zikmanis

Nancy Zikmanis, CHMM
Environmental Supervisor
Division of Environmental Response and Revitalization

VD:NZ/kss

cc: Katie Tait, OHARNG RTLS
Ann Wood, NGB

ec: Eileen Mohr, Ohio EPA, NEDO, DERR
Vicki Deppisch, Ohio EPA, NEDO, DERR
Al Muller, Ohio EPA, NEDO, DERR
Kevin Palombo, Ohio EPA, NEDO, DERR

SENDER: COMPLETE THIS SECTION

- Complete items 1, 2, and 3. Also complete item 4 if Restricted Delivery is desired.
- Print your name and address on the reverse so that we can return the card to you.
- Attach this card to the back of the mailpiece, or on the front if space permits.

1. Article Addressed to:

MARK PATTERSON
RAVENNA ARMY AMMUNITION PLANT
8451 STATE ROUTE 5
RAVENNA OH 44266

COMPLETE THIS SECTION ON DELIVERY

A. Signature
X Rebecca M. Haney ☒ Agent ☐ Addressee

B. Received by (Printed Name) C. Date of Delivery
Rebecca M. Haney 2-25-13

D. Is delivery address different from item 1? ☐ Yes
If YES, enter delivery address below: ☒ No

3. Service Type
☒ Certified Mail ☐ Express Mail
☐ Registered ☐ Return Receipt for Merchandise
☐ Insured Mail ☐ C.O.D.

4. Restricted Delivery? (Extra Fee) ☐ Yes

2. Article Number (Transfer from service label) 7012 1010 0000 9467 5083 (02/22/13 K.Schillo for VD)

PS Form 3811, February 2004 Domestic Return Receipt 102595-02-M-1540

UNITED STATES POSTAL SERVICE

First-Class Mail
Postage & Fees Paid
USPS
Permit No. G-10

• Sender: Please print your name, address, and ZIP+4 in this box •

OHIO EPA
NORTHEAST DISTRICT OFFICE
2110 EAST AURORA ROAD
TWINSBURG OH 44087

COPY

Ohio EPA
40 years and moving forward

John R. Kasich, Governor
Mary Taylor, Lt. Governor
Scott J. Nally, Director

April 22, 2013

CERTIFIED MAIL
7012 1010 0000 9467 6264

Mr. Mark Patterson
Installation Manager
Ravenna Army Ammunition Plant
8451 State Route 5
Ravenna, OH 44266

Re: Ravenna Army Ammunition Plant, Portage/Trumbull Counties, Regarding Approval with Modifications, (Revised) Draft FWGWMP – RVAAP-66 Facility-Wide Groundwater, July 2012 Sampling Event, Dated February 14, 2013, and Revised Potentiometric Surface Maps, Dated March 11, 2013 (Ohio EPA ID # 267-000859-036)

Dear Mr. Patterson:

The Ohio Environmental Protection Agency (Ohio EPA) has received and reviewed the (revised) "Draft Facility-Wide Ground Water Monitoring Program-RVAAP-66 Facility-wide Ground Water Report on the July 2012 Sampling Event" for the Ravenna Army Ammunition Plant (RVAAP), Ravenna, Ohio. This document was received at Ohio EPA's Northeast District Office (NEDO), Division of Environmental Response and Revitalization (DERR), on February 15, 2013, and is dated February 14, 2013. The document was prepared for the U.S. Army Corps of Engineers (USACE) – Louisville District by EQM, under contract No. W912QR-11-F-0266.

The original submission of this draft document was December 6, 2012. Ohio EPA reviewed the document and provided an email to the Army requesting clarifications to the Laboratory Data Package, dated December 27, 2012. Ohio EPA then provided a Notice of Deficiency, dated January 7, 2013. The revised version of the document was submitted February 15, 2013. A conference call was held March 7, 2013, to discuss potentiometric surface maps that were part of the original submittal. Based on that discussion, a second set of maps were submitted to Ohio EPA, dated March 11, 2013, and received March 13, 2013.

Pursuant to the Director's Final Findings and Orders, Paragraph 39 (b), Ohio EPA approves the submittal upon specified conditions as presented below:

Scanned
By: RMH
Date: 04-26-2013

Northeast District Office • 2110 East Aurora Road • Twinsburg, OH 44087-1924
www.epa.ohio.gov • (330) 963-1200 • (330) 487-0769 (fax)

RECEIVED
04-25-2013

EMAILED
04-25-2013 RMH

1. The February 15, 2013 submittal was labeled draft, even though it was the second draft of this report. It would have been clearer if it were labeled "revised" draft. In the future, please provide some "unique" modifier to clarify which draft version is being provided.

2. The March 11, 2013 (received March 13, 2013) submittal of the July 2012 revised Facility-wide Potentiometric Surface Maps of the Unconsolidated, Homewood and Upper Sharon Sandstone Aquifers are based on a conference call held between the USACE, EQM, and Ohio EPA, on March 7, 2013. The maps (Plates 2, 3, and 4) provided adequately respond to most of Ohio EPA's concerns outlined in these discussions, but an issue remains with the Plates 3 and 4. Plate 3 shows the Homewood Formation. Ohio EPA believes ground water flow off this isolated feature should be radial and that potentiometric surface contours should generally show a concentric pattern. Plate 4 shows the Potentiometric Surface of the Upper Sharon. On the northern part of the map, contour lines are shown extending outside the limits of the Sharon Formation. Please remove those portions of the contour lines.

3. The revised Potentiometric Surface Maps should show a revision date of March 2013.

4. Upon review of the Plates, it was noted that wells from some areas were omitted from Plate 2 (i.e., LL-2 wells). Provide the correction on the Final Plates.

5. The ground water flow interpretation of the area around Load Line 12, on pages 15 and 16, should be revised so that it is understood that what is observed (i.e., flow reversals) in this area is a unique situation that occurs during high flow (seasonal) events. These do not, likely, represent "typical" ground water flow conditions. As such, these unique situations should not be used in future ground water modeling applications.

6. It is recommended that the Facility Wide Background Values (FWBVs) and Facility-Wide Clean-up Goals (FWCUGS be added to the Results Summary Tables, to make evaluation of the data more efficient.

Please provide the corrected plates and text in accordance with the DFFO.

Pursuant to the CERCLA process, the property owner usually can provide the expected land uses to assist in ensuring that the investigation addresses all receptors for both current and future land uses. Be advised that, due to land use uncertainty, Ohio EPA may require additional work in the future, to address data gaps. It is incumbent upon the Army

to finalize land use at Camp Ravenna as soon as possible, otherwise additional work and schedule slippage may result.

This document was reviewed by personnel from Ohio EPA's Division of Environmental Response and Revitalization (DERR). Ohio EPA has determined that the document will be approved upon satisfactory revision of the conditions outlined above. If you have any questions, please call Eileen Mohr.

Sincerely,

Nancy Zikmanis

Nancy Zikmanis, CHMM
Environmental Supervisor
Division of Environmental Response and Revitalization

NZ:KP/kss

cc: Ann Wood, NGB
Katie Tait, OHARNG RTLS
Cullen Grasty, U. S. Army Corps of Engineers

ec: Eileen Mohr, Ohio EPA, NEDO, DERR
Kevin Palombo, Ohio EPA, NEDO, DERR
Brian Tucker, Ohio EPA, CO, DERR
Justin Burke, Ohio EPA, CO, DERR
Al Muller, Ohio EPA, NEDO, DDAGW

SENDER: *COMPLETE THIS SECTION*

- Complete items 1, 2, and 3. Also complete item 4 if Restricted Delivery is desired.
- Print your name and address on the reverse so that we can return the card to you.
- Attach this card to the back of the mailpiece, or on the front if space permits.

1. Article Addressed to:

MARK PATTERSON
RAVENNA ARMY AMMUNITION PLANT
8451 STATE ROUTE 5
RAVENNA OH 44266

COMPLETE THIS SECTION ON DELIVERY

A. Signature
Rebecca M. Haney — ☒ Agent ☐ Addressee

B. Received by (Printed Name) Rebecca M. Haney — C. Date of Delivery 4-25-2013

D. Is delivery address different from item 1? ☐ Yes
If YES, enter delivery address below: ☒ No

3. Service Type
☒ Certified Mail ☐ Express Mail
☐ Registered ☐ Return Receipt for Merchandise
☐ Insured Mail ☐ C.O.D.

4. Restricted Delivery? (Extra Fee) ☐ Yes

2. Article Number 7012 1010 0000 9467 6264 (04/23/13 K.Schillo for KP)
(Transfer from service label)

PS Form 3811, February 2004 Domestic Return Receipt 102595-02-M-1540

UNITED STATES POSTAL SERVICE

First-Class Mail
Postage & Fees Paid
USPS
Permit No. G-10

* Sender: Please print your name, address, and ZIP+4 in this box *

OHIO EPA
NORTHEAST DISTRICT OFFICE
2110 EAST AURORA ROAD
TWINSBURG OH 44087

COPY

Ohio EPA Comment Response Table
RVAAP – FWGWMP
Draft Facility-Wide Monitoring Program Groundwater
Report on The July 2012 Sampling Event Dated February 14, 2013
Revised Potentiometric Maps Dated March 11, 2013
Reviewer: Nancy Zikmanis, Ohio EPA
(April 22, 2013)

Comment Number	Page or Sheet	New Page or Sheet	Comment	Response
1	General Comment report		The February 15, 2013 submittal was labeled draft, even though it was the second draft of this report. It would have been clearer if it were labeled "revised" draft. In the future, please provide some "unique" modifier to clarify which draft version is being provided.	Agreed, although it was our understanding that the original "Draft" document had never been reviewed by the Ohio EPA.
2	Plates		**A)** The March 11, 2013 (received March 13, 2013) submittal of the July 2012 revised Facility-wide Potentiometric Surface Maps of the Unconsolidated, Homewood and Upper Sharon Sandstone Aquifers are based on a conference call held between the USACE, EQM, and Ohio EPA, on March 7, 2013. The maps (Plates 2, 3, and 4) provided adequately respond to most of Ohio EPA's concerns outlined in these discussions, but an issue remains with the Plates 3 and 4. Plate 3 shows the Homewood Formation. Ohio EPA believes ground water flow off this isolated feature should be radial and that potentiometric surface contours should generally show a concentric pattern. **B)** Plate 4 shows the Potentiometric Surface of the Upper Sharon. On the northern part of the map, contour lines are shown extending outside the limits of the	**A)** EQM believes that the best interpretation of the groundwater data for the Homewood Member in the vicinity of Fuse and Booster Hill involves two mounds, one in the northwest corner and one in the northeast corner of the caprock, separated by a col. However, another interpretation involves an elongated mound along the northern edge of the Homewood, which we have adopted for Plate 3. In addition, we have drawn a mound around the wells in the C Block area. In both instances, radial flow is shown from these Homewood caprock areas. **B)** The lines extending outside the limits of the Sharon Formation will be removed.

Ohio EPA Comment Response Table
RVAAP – FWGWMP
Draft Facility-Wide Monitoring Program Groundwater
Report on The July 2012 Sampling Event Dated February 14, 2013
Revised Potentiometric Maps Dated March 11, 2013
Reviewer: Nancy Zikmanis, Ohio EPA
(April 22, 2013)

Comment Number	Page or Sheet	New Page or Sheet	Comment	Response
			Sharon Formation. Please remove those portions of the contour lines.	
3	Plates		The revised Potentiometric Surface Maps should show a revision date of March 2013.	EQM will revise the maps and add a revision date showing revision dates of March 2013 and May 2013 for the current revisions.
4	Plates		Upon review of the Plates, it was noted that wells from some areas were omitted from Plate 2 (i.e., LL-2 wells). Provide the correction on the Final Plates.	All 12 of the LL-2 wells are included on Plate 4 as they are screened in the Sharon Formation. Plate 2 includes only unconsolidated wells. However, four Sharon Shale wells LL12 wells (LL12mw-113, LL12mw-183, LL12mw-186, and LL12mw-189) were moved from Plate 4 to Plate 2.
5	p15 and p16		The ground water flow interpretation of the area around Load Line 12, on pages 15 and 16, should be revised so that it is understood that what is observed (i.e., flow reversals) in this area is a unique situation that occurs during high flow (seasonal) events. These do not, likely, represent "typical" ground water flow conditions. As such, these unique situations should not be used in future ground water modeling applications	It is noted that the seasonal atypical April conditions will not be used during future modeling applications. The paragraph will be revised as follows: *Groundwater measurements have been collected quarterly since January 2012. Groundwater flow has generally been to the east toward the drainage ditch as evidenced during the January and July 2012 sampling events. As mentioned previously, only the April 2012 event showed groundwater flow away from the ditch to the west. This appears to be a seasonal phenomenon related to periods of higher precipitation. Based on the Load Line 12 water level data, localized flow is controlled by the drainage ditch and precipitation events. Consequently,*

Ohio EPA Comment Response Table
RVAAP – FWGWMP
Draft Facility-Wide Monitoring Program Groundwater
Report on The July 2012 Sampling Event Dated February 14, 2013
Revised Potentiometric Maps Dated March 11, 2013
Reviewer: Nancy Zikmanis, Ohio EPA
(April 22, 2013)

Comment Number	Page or Sheet	New Page or Sheet	Comment	Response
				fluctuating conditions are expected to occur on a seasonal basis in the Load Line 12 area. Groundwater flow may also be partially influenced by preferential flow paths in the unconsolidated sediment.
6	Results Summary Tables		It is recommended that the **A)** Facility Wide Background Values (FWBVs) and **B)** Facility-Wide Clean-up Goals (FWCUGS) be added to the Results Summary Tables, to make evaluation of the data more efficient.	**A)** The FWBV are already included on table 3-5 as indicated in Section 3.3.2: *The following inorganic elements were detected above the MDLs and the background levels reported in Table 3-5.* This table presents the FWBV for each metal constituent as well as the designation for unconsolidated and bedrock values. We feel that the FWBV should remain a separate table from the summary results. Note that the FWBVs are included in the summary exceedance table in Section 4 of the report. **B)** The use of the FWCUGs are part of the risk evaluation screening process in the remedial investigation. The purpose of the quarterly monitoring reports are generally to provide a summary of the data and an initial evaluation of site related compounds (SRCs) at the facility which incorporate the RSLs, MCLs, and FWBVs, but not the FWCUGs. As such inclusion of the FWCUGs in the quarterly reports does not seem warranted. Additionally, at this time it is our understanding that the FWCUGs are being evaluated by the Ohio EPA and may change significantly as part of that review.

Ohio EPA Comment Response Table
RVAAP – FWGWMP
Draft Facility-Wide Monitoring Program Groundwater
Report on The July 2012 Sampling Event Dated February 14, 2013
Revised Potentiometric Maps Dated March 11, 2013
Reviewer: Nancy Zikmanis, Ohio EPA
(April 22, 2013)

Comment Number	Page or Sheet	New Page or Sheet	Comment	Response
7	General Comment		Please provide the corrected plates and text in accordance with the DFFO.	The corrected plates are attached to these responses. The text will be revised as stated in the responses for the final submittal.

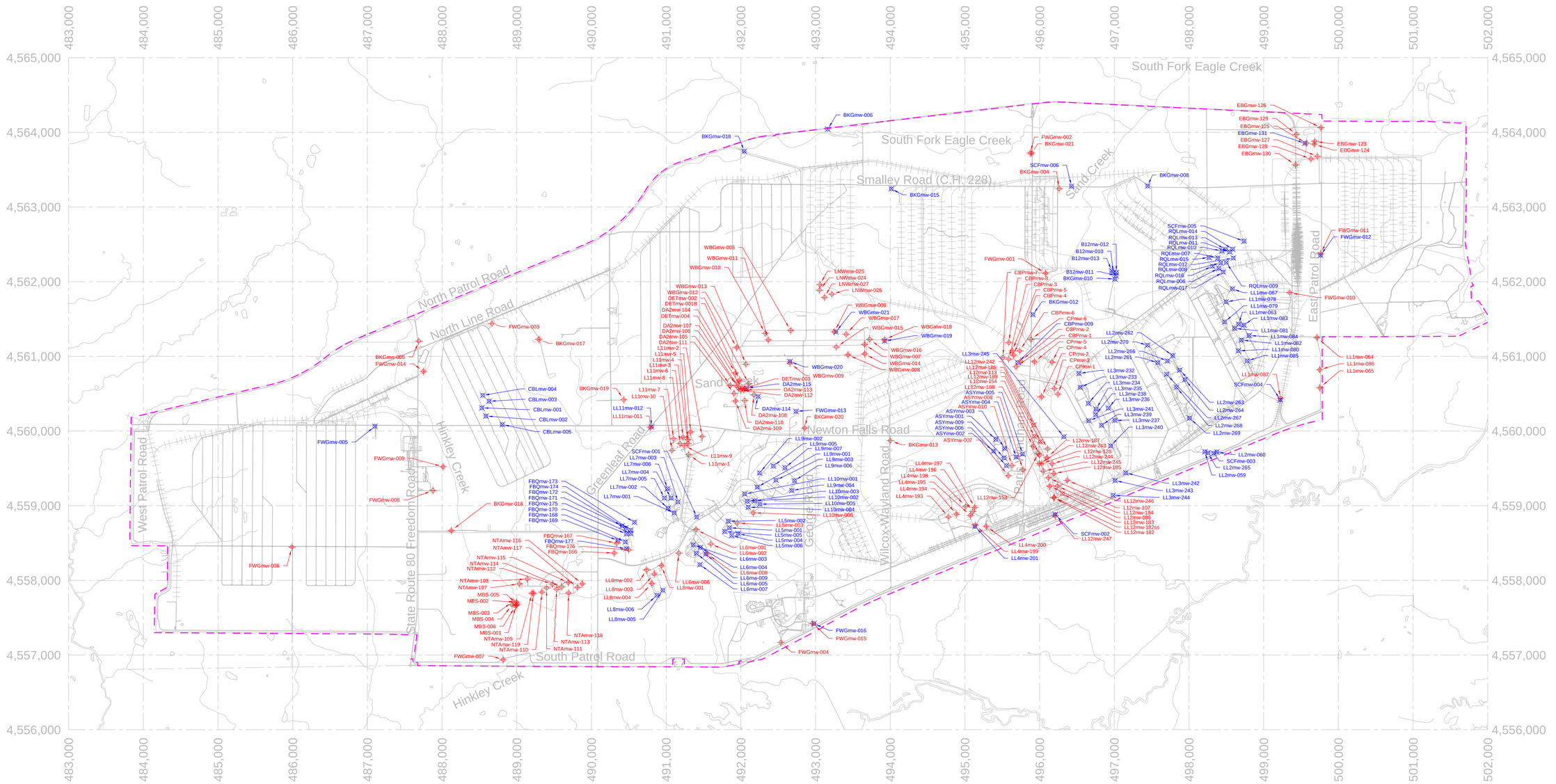

LEGEND

- WELL COMPLETED IN UNCONSOLIDATED MATERIAL
- WELL COMPLETED IN BEDROCK
- PROPERTY LINE

N

0 500 1000

SCALE (METERS)

COORDINATE SYSTEM UTM NAD 83 ZONE 17

REV	DESCRIPTION	DATE	APPROVED

REVISIONS

ENVIRONMENTAL QUALITY MANAGEMENT, INC.
1800 CARILLON BLVD., CINCINNATI, OHIO 45240
PHONE 513.825.7500 | FAX 513.825.7495
WWW.EQM.COM

DRAWN	R. RUSSELL	01-29-2013
CHECKED	S. SPESSHARDT	01-31-2013
APPROVED	J. MILLER	01-31-2013
SCALE:	AS SHOWN	

MONITORING WELLS
AT RVAAP

SIZE	PROJECT NO.	DWG NO.	REV
E	030174.0016	PLATE 1	0

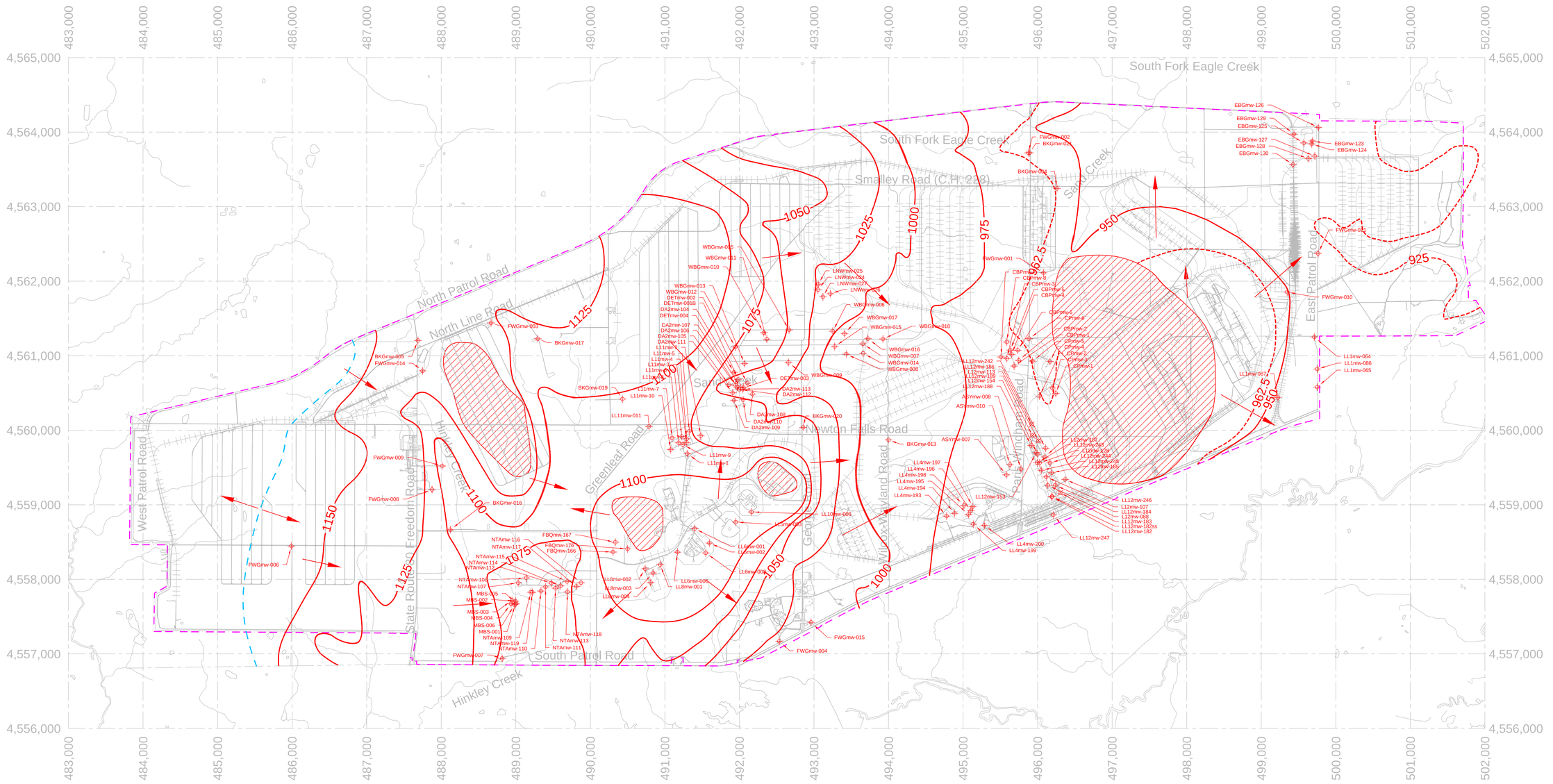

RVAAP Area	Well ID	Potentiometric Elevation July 2012 (ft, amsl)
Load Line 1	LL1mw-064	931.78
	LL1mw-065	930.39
	LL1mw-086	930.71
	LL1mw-087	927.83
Load Line 4	LL4mw-193	974.53
	LL4mw-194	973.03
	LL4mw-195	970.45
	LL4mw-196	970.43
	LL4mw-197	970.52
	LL4mw-198	972.18
	LL4mw-199	969.33
	LL4mw-200	969.80
Load Line 5	LL5mw-003	1106.82
Load Line 6	LL6mw-001	1109.14
	LL6mw-002	1106.98
	LL6mw-006	1108.71
	LL6mw-008	1107.39
Load Line 8	LL8mw-001	1108.28
	LL8mw-002	1104.28
	LL8mw-003	1104.39
	LL8mw-004	1102.56
Load Line 10	LL10mw-006	1109.82
Load Line 11	LL11mw-001	1086.66
	LL11mw-002	1074.51
	LL11mw-003	1083.39
	LL11mw-004	1081.76
	LL11mw-005	1068.90
	LL11mw-006	1077.86
	LL11mw-007	1065.80
	LL11mw-008	1081.85
	LL11mw-009	1084.84
	LL11mw-010	1075.00
	LL11mw-011	1070.90

RVAAP Area	Well ID	Potentiometric Elevation July 2012 (ft, amsl)
Load Line 12	LL12mw-088	973.70
	LL12mw-107	970.16
	LL12mw-113	971.55
	LL12mw-128	968.11
	LL12mw-153	970.72
	LL12mw-154	969.43
	LL12mw-182	973.01
	LL12mw-182rs	973.65
	LL12mw-183	969.73
	LL12mw-184	970.06
	LL12mw-185	972.92
	LL12mw-186	969.42
	LL12mw-187	968.99
	LL12mw-188	973.10
	LL12mw-189	968.70
	LL12mw-242	970.46
	LL12mw-243	971.37
	LL12mw-244	969.35
	LL12mw-245	973.68
	LL12mw-246	967.86
	LL12mw-247	977.46
Atlas Scrap Yard	ASYmw-007	968.96
	ASYmw-008	971.16
	ASYmw-010	968.39
Central Burn Pits	CBPmw-001	962.36
	CBPmw-002	961.32
	CBPmw-003	961.15
	CBPmw-004	959.54
	CBPmw-005	956.77
	CBPmw-006	958.99
	CBPmw-007	959.47
	CBPmw-008	956.48
Cobbs Pond	CPmw-001	968.32
	CPmw-002	967.32
	CPmw-003	967.32
	CPmw-004	967.82
	CPmw-005	961.60
	CPmw-006	955.97

RVAAP Area	Well ID	Potentiometric Elevation July 2012 (ft, amsl)
Demolition Area 2	DETmw-0018	1041.36
	DETmw-002	1028.38
	DETmw-003	1026.99
	DETmw-004	1027.76
	DA2mw-104	1052.18
	DA2mw-105	1040.92
	DA2mw-106	1034.01
	DA2mw-107	1031.77
	DA2mw-108	1025.36
	DA2mw-109	1054.80
	DA2mw-110	1051.99
	DA2mw-111	1033.75
	DA2mw-112	1029.29
	DA2mw-113	1028.32
Erie Burning Grounds	EBGmw-123	937.39
	EBGmw-124	937.10
	EBGmw-125	936.91
	EBGmw-126	937.72
	EBGmw-127	937.46
	EBGmw-128	936.99
	EBGmw-129	937.01
	EBGmw-130	936.22
Fuze and Booster Quarry	FBQmw-166	1101.81
	FBQmw-167	1109.39
	FBQmw-176	1121.55
Landfill North of Winklepeck	LNWmw-024	1024.02
	LNWmw-025	1023.15
	LNWmw-026	1014.96
	LNWmw-027	1018.38

RVAAP Area	Well ID	Potentiometric Elevation July 2012 (ft, amsl)
NACA Test Area	NTAmw-107	1067.38
	NTAmw-108	1067.70
	NTAmw-109	1067.31
	NTAmw-110	1067.71
	NTAmw-111	1072.78
	NTAmw-112	1068.69
	NTAmw-113	1067.88
	NTAmw-114	1070.97
	NTAmw-115	1073.62
	NTAmw-116	1085.77
	NTAmw-117	1077.89
	NTAmw-118	1071.05
	NTAmw-119	1067.17
Winklepeck Burning Grounds	WBGmw-005	1046.94
	WBGmw-006	1004.87
	WBGmw-007	982.20
	WBGmw-008	992.23
	WBGmw-009	1032.35
	WBGmw-010	1060.46
	WBGmw-011	1060.43
	WBGmw-012	1056.72
	WBGmw-013	1059.76
	WBGmw-014	979.29
	WBGmw-015	967.35
	WBGmw-016	978.83
	WBGmw-017	987.28
	WBGmw-018	969.75

RVAAP Area	Well ID	Potentiometric Elevation July 2012 (ft, amsl)
Suspected Mustard Agent Burial Site	MBSmw-001	1064.24
	MBSmw-002	1064.73
	MBSmw-003	1065.61
	MBSmw-004	1064.86
	MBSmw-005	1064.23
	MBSmw-006	1064.19
Facilitywide	FWGmw-001	946.02
	FWGmw-002	949.10
	FWGmw-003	1124.98
	FWGmw-004	1020.74
	FWGmw-006	1174.08
	FWGmw-007	1051.22
	FWGmw-008	1102.64
	FWGmw-009	1099.05
	FWGmw-010	949.96
	FWGmw-011	937.13
	FWGmw-014	1131.39
	FWGmw-015	1005.77
Background	BKGmw-004	953.86
	BKGmw-005	1137.27
	BKGmw-013	976.40
	BKGmw-016	1092.63
	BKGmw-017	1114.45
	BKGmw-019	1090.05
	BKGmw-020	1055.03
	BKGmw-021	959.32

LEGEND

- UNCONSOLIDATED WELL
- PROPERTY LINE
- 1100 LINE OF EQUAL GROUNDWATER ELEVATION (ft.,amsl) [DASHED WHERE INFERRED]
- GROUNDWATER DIRECTION
- UNCONSOLIDATED AQUIFER MISSING
- INFERRED GROUNDWATER DIVIDE

N

0 500 1000

SCALE (METERS)

COORDINATE SYSTEM UTM NAD 83 ZONE 17

REV	DESCRIPTION	DATE	APPROVED
2	REVISED PER OEPA COMMENTS	MAY 2013	JM
1	REVISED PER OEPA COMMENTS	MARCH 2013	JM

REVISIONS

ENVIRONMENTAL QUALITY MANAGEMENT, INC.
1800 CARILLON BLVD., CINCINNATI, OHIO 45240
PHONE 513.825.7500 | FAX 513.825.7495
WWW.EQM.COM

DRAWN	R. RUSSELL	01-29-2013
CHECKED	S. SPESSHARDT	01-31-2013
APPROVED	J. MILLER	01-31-2013
SCALE:	AS SHOWN	

POTENTIOMETRIC SURFACE OF UNCONSOLIDATED AQUIFER (JULY 2012)

SIZE	PROJECT NO.	DWG. NO.	REV
E	030174.0016	PLATE 2	2

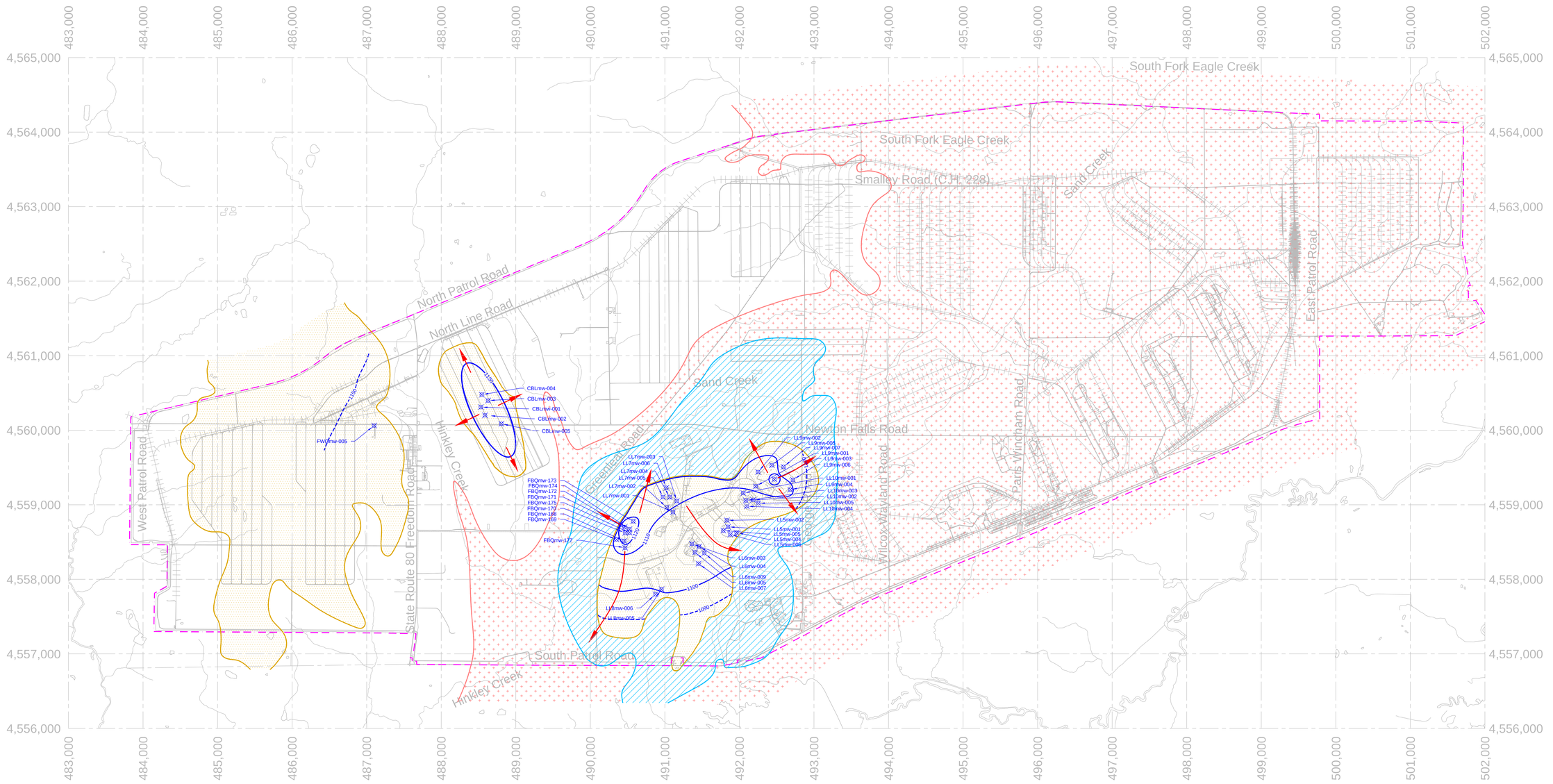

RVAAP Area	Well ID	Potentiometric Elevation July 2012 (ft, amsl)
Load Line 5	LL5mw-001	1106.50
	LL5mw-002	1106.51
	LL5mw-004	1106.43
	LL5mw-005	1106.50
	LL5mw-006	1106.47
Load Line 6	LL6mw-003	1107.92
	LL6mw-004	1107.09
	LL6mw-005	1107.24
	LL6mw-007	1106.83
	LL6mw-009	1107.43
Load Line 7	LL7mw-001	1107.81
	LL7mw-002	1111.40
	LL7mw-003	1107.99
	LL7mw-004	1111.09
	LL7mw-005	1112.88
	LL7mw-006	1110.63
Load Line 8	LL8mw-005	1100.67
	LL8mw-006	1096.18
Load Line 9	LL9mw-001	1117.70
	LL9mw-002	1112.11
	LL9mw-003	1121.47
	LL9mw-004	1110.14
	LL9mw-005	1112.95
	LL9mw-006	1109.52
	LL9mw-007	1109.16
Load Line 10	LL10mw-001	1107.54
	LL10mw-002	1106.42
	LL10mw-003	1108.66
	LL10mw-004	1107.78
	LL10mw-005	1106.90

RVAAP Area	Well ID	Potentiometric Elevation July 2012 (ft, amsl)
C-Block Quarry	CBLmw-001	1138.05
	CBLmw-002	1137.58
	CBLmw-003	1138.89
	CBLmw-004	1138.82
	CBLmw-005	1133.78
Fuze and Booster Quarry	FBQmw-168	1121.11
	FBQmw-169	1111.71
	FBQmw-170	1122.87
	FBQmw-171	1123.27
	FBQmw-172	1122.57
	FBQmw-173	1122.87
	FBQmw-174	1122.33
	FBQmw-175	1122.30
	FBQmw-177	1113.55
Facilitywide	FWGmw-005	1147.75

NOTES

1. BEDROCK GEOLOGY ADOPTED FROM "GEOLOGY AND GROUND-WATER RESOURCES OF PORTAGE COUNTY, OHIO" (WINSLOW AND WHITE, 1966). NOT ALL LITHOLOGIC UNITS ARE PRESENTED.

LEGEND

- HOMEWOOD MEMBER WELL
- PROPERTY LINE
- 1100 / 1030 — LINE OF EQUAL GROUNDWATER ELEVATION (ft.,amsl) (INTERMEDIATE DASHED)
- GROUNDWATER DIRECTION
- HOMEWOOD MEMBER
- SHARON MEMBER
- SHARON SHALE

N

0 500 1000

SCALE (METERS)

COORDINATE SYSTEM UTM NAD 83 ZONE 17

REV	DESCRIPTION	DATE	APPROVED
2	REVISED PER OEPA COMMENTS	MAY 2013	JM
1	REVISED PER OEPA COMMENTS	MARCH 2013	JM

REVISIONS

ENVIRONMENTAL QUALITY MANAGEMENT, INC.
1800 CARILLON BLVD., CINCINNATI, OHIO 45240
PHONE 513.825.7500 | FAX 513.825.7495
WWW.EQM.COM

DRAWN	R. RUSSELL	01-29-2013
CHECKED	S. SPESSHARDT	01-31-2013
APPROVED	J. MILLER	01-31-2013
SCALE:	AS SHOWN	

POTENTIOMETRIC SURFACE OF HOMEWOOD (JULY 2012)

SIZE	PROJECT NO.	DWG NO.	REV
E	030174.0016	PLATE 3	2


483,000
484,000
485,000
486,000
487,000
488,000
489,000
490,000
491,000
492,000
493,000
494,000
495,000
496,000
497,000
498,000
499,000
500,000
501,000
502,000
4,565,000
4,564,000
4,563,000
4,562,000
4,561,000
4,560,000
4,559,000
4,558,000
4,557,000
4,556,000
South Fork Eagle Creek
Smalley Road (C.H. 228)
North Patrol Road
North Line Road
West Patrol Road
Hinkley Creek
State Route 82
Freedom Road
Greenleaf Road
Sand Creek
Newton Falls Road
George Road
Wilcox-Maitland Road
Paris Windham Road
East Patrol Road
South Patrol Road
BKGmw-018
BKGmw-006
BKGmw-015
EBGmw-131
BKGmw-008
WBGmw-021
WBGmw-019
WBGmw-020
WBGmw-013
OAXmw-114
LL11mw-012
CBPmw-009
LL3mw-245
ASYmw-005
ASYmw-004
ASYmw-003
ASYmw-001
ASYmw-009
ASYmw-006
ASYmw-002
B12mw-012
B12mw-010
B12mw-013
B12mw-011
BKGmw-010
BKGmw-012
RQLmw-014
RQLmw-013
RQLmw-011
RQLmw-010
RQLmw-007
RQLmw-015
RQLmw-012
RQLmw-008
RQLmw-019
RQLmw-006
RQLmw-017
RQLmw-009
LL11mw-077
LL11mw-078
LL11mw-079
LL11mw-080
LL11mw-083
LL11mw-081
LL11mw-084
LL11mw-082
LL11mw-086
LL11mw-085
LL2mw-262
LL2mw-270
LL2mw-266
LL2mw-261
LL3mw-232
LL3mw-233
LL3mw-234
LL3mw-235
LL3mw-236
LL3mw-238
LL3mw-239
LL3mw-241
LL3mw-239
LL3mw-237
LL3mw-240
LL2mw-263
LL2mw-264
LL2mw-267
LL2mw-268
LL2mw-269
LL2mw-060
LL2mw-265
LL2mw-059
LL3mw-242
LL3mw-243
LL3mw-244
LL4mw-201
FWGmw-016
1025
1000
975
1000
1025
1000
975
1000
1025
1000
1025
1000
1025

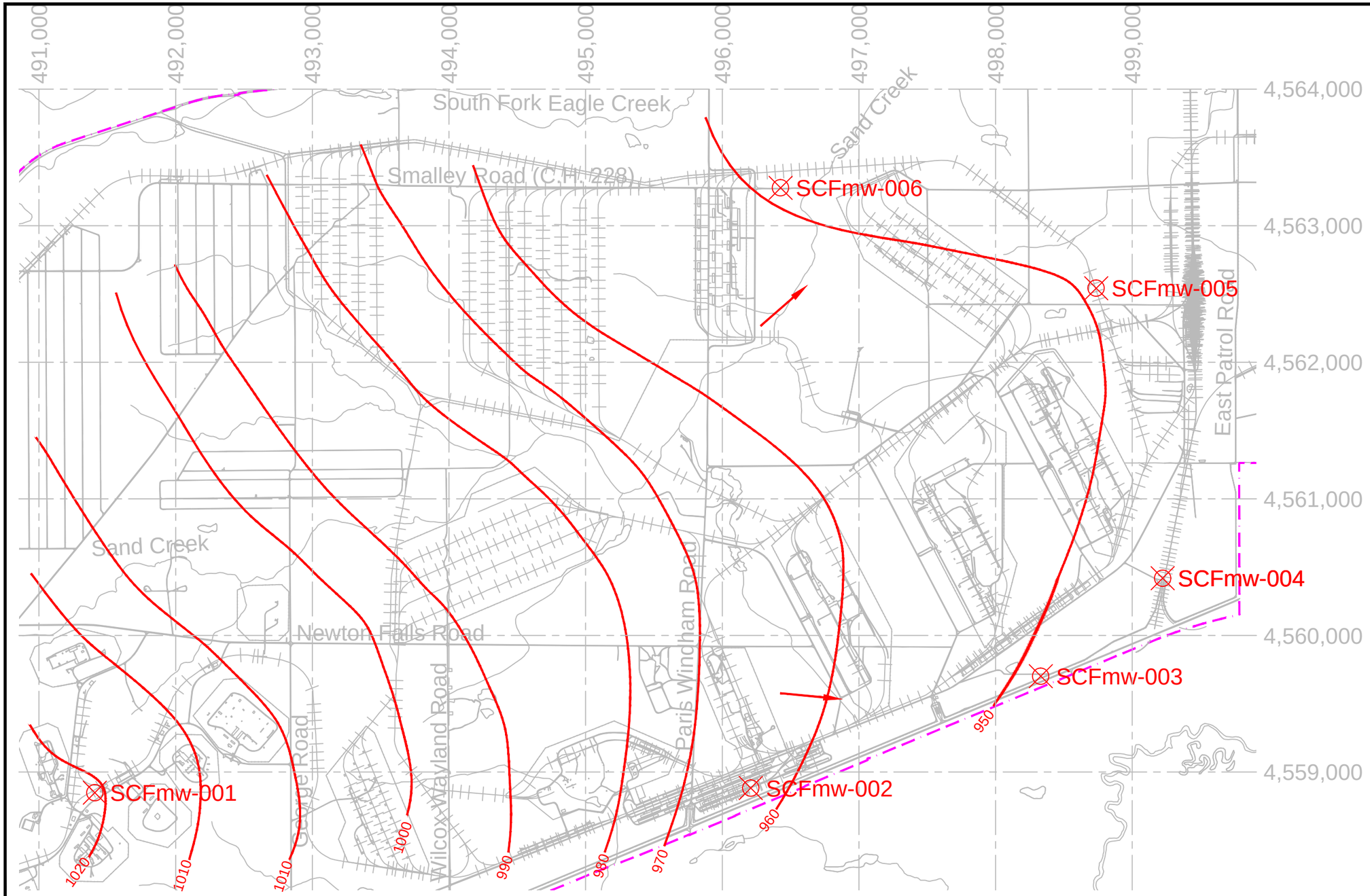

SHARON CONGLOMERATE WELLS

Well ID	Elevation (ft, amsl)
SCFmw-001	1031.20
SCFmw-002	966.28
SCFmw-003	949.98
SCFmw-004	943.72
SCFmw-005	948.99
SCFmw-006	947.56

N

0 500 1000

SCALE (METERS)

LEGEND

PROPERTY LINE

980 LINE OF EQUAL GROUNDWATER ELEVATION (ft,amsl)

GROUNDWATER DIRECTION

MONITORING WELL

COORDINATE SYSTEM UTM NAD 83 ZONE 17

REV	DESCRIPTION	DATE	APPROVED
1	REVISIONS PER OEPA COMMENTS	MARCH 2013	JM

REVISIONS

ENVIRONMENTAL QUALITY MANAGEMENT, INC.
1800 CARILLON BLVD.
CINCINNATI, OHIO 45240
P (513)825-7500
F (513)825-7495

DRAWN	R. RUSSELL	01-29-2013
CHECKED	S. SPESSHARDT	01-31-2013
APPROVED	J. MILLER	01-31-2013
SCALE:	AS SHOWN	

POTENTIOMETRIC SURFACE OF SHARON CONGLOMERATE (JULY 2012)

ORIGINAL SIZE	PROJECT NO.	DWG NO.	REV
B	30174.0016.001	PLATE 5	1