

FINAL

FACILITY-WIDE GROUNDWATER MONITORING PROGRAM

REPORT ON THE JULY 2007 SAMPLING EVENT

RAVENNA ARMY AMMUNITION PLANT,
RAVENNA, OHIO

PREPARED FOR

US ARMY CORPS OF ENGINEERS
LOUISVILLE, KENTUCKY
MARC Contract Number W912QR-04-D-0036

March 26, 2008

FINAL
FACILITY-WIDE GROUNDWATER MONITORING PROGRAM

REPORT ON THE
JULY 2007 SAMPLING EVENT

RAVENNA ARMY AMMUNITION PLANT,
RAVENNA, OHIO

March 26, 2008

Prepared for

U.S. Army Corps of Engineers
Louisville, Kentucky
MARC Contract Number W912QR-04-D-0036

Prepared by

Environmental Quality Management, Inc.
1800 Carillon Boulevard
Cincinnati Ohio 45240

FWGWMP July 2007 Sampling Event Final Report Distribution List

RVAAP – 2 hard copies, 2 CDs
USACE - 2 hard copies, 3 CDs
USAEC – 1 CD
Ohio EPA – 1 hard copy, 2 CDs
OHARNG – 1 hard copy, 1 CD
EQM – 1 hard copy, 1 CD

TABLE OF CONTENTS

Section Page

SECTION 1 INTRODUCTION 1
1.1 Facility Description 1
1.2 Project Description 1
1.3 Scope of Work for the July 2007 Sampling Event 4
1.4 Report Presentation 5
SECTION 2 PROJECT ACTIVITIES 6
2.1 Groundwater Level Monitoring 6
2.2 Groundwater Sampling 6
2.3 Laboratory Analysis 6
2.4 Data Verification/Validation 8
2.5 Investigation Derived Waste 8
SECTION 3 RESULTS 10
3.1 Groundwater Elevations 10
3.2 Summary of Analytical Results 10
3.2.1 Explosives and Propellants 14
3.2.2 Inorganic Elements 22
3.2.3 Volatile Organic Compounds (VOCs) 33
3.2.4 Semivolatile Organic Compounds (SVOCs) 33
3.2.5 Pesticides and Polychlorinated Biphenyls (PCBs) 34
3.3 Data Verification/Validation 56
SECTION 4 REFERENCES 61

List of Figures

1-1 RVAAP General Location Map 2
1-2 RVAAP Facility Map 3

List of Tables

Table 2-1 Analytical Methods 7
Table 2-2. QA Table for July 2007 RVAAP Sampling 9
Table 3-1 January 2007 FWGWMP Monitoring Well Measurements 12
Table 3-2 FWGWMP July 2007 Explosive and Propellant Analytical Results 16
Table 3-3 FWGWMP July 2007 Inorganics Analytical Results 26
Table 3-4 RVAAP Facility-wide Background Criteria, (SAIC, 2001b) 32
Table 3-5 FWGWMP July 2007 VOCs Analytical Results 35
Table 3-6 FWGWMP July 2007 SVOCs Analytical Results 41
Table 3-7 FWGWMP July 2007 Pesticide and PCBs Analytical Results 50
Table 3.8 Percent of Acceptable Data 60

Appendices

A Field Log Book Sheets
B Data Verification Reports/Laboratory Data Sheets
C IDW Characterization and Disposal Plan
D Target Compounds that Currently Do Not Meet the RVAAP QAAP PQLs and/or Region 9 PRGs

PLATES

Plate 1 2006 RVAAP Potentiometric Map

LIST OF ACRONYMS

ADR	Automatic Data Review
AOC	Area of Concern
BRAC	U.S. Army Base Realignment and Closure Office
DOD	Department of Defense
EQM	Environmental Quality Management, Inc.
FWGWMPP	Facility-Wide Groundwater Monitoring Program Plan
FWSAP	Facility-Wide Sampling and Analysis Plan
IDW	Investigative Derived Waste
LCS	Laboratory Control Sample
LCG	Louisville Chemistry Guidelines
MARC	Multiple Award Remediation Contract
MS/MSD	Matrix spike/matrix spike duplicate
NGB	National Guard Bureau
ODA2	Open Demolition Area 2
Ohio EPA	Ohio Environmental Protection Agency
OHARNG	Ohio Army National Guard
PCB	Polychlorinated biphenyl
QA	Quality assurance
QAPP	Quality Assurance Project Plan
QC	Quality control
RQL	Ramsdell Quarry Landfill
RTLS	Ravenna Training and Logistics Site
RVAAP	Ravenna Army Ammunition Plant
SRC	Site Related Contaminant
SVOC	Semi-volatile organic compound
USACE	U.S. Army Corps of Engineers
VOC	Volatile organic compound

SECTION 1

INTRODUCTION

1.1 Facility Description

Past Department of Defense (DOD) activities at the Ravenna Army Ammunition Plant (RVAAP) date to 1940 and include the manufacturing, loading, handling and storage of military explosives and ammunition. Until 1999, the RVAAP was identified as a 21,419-acre installation. The property boundary was resurveyed by the Ohio Army National Guard (OHARNG) over a two year period from 2002 and 2003 and the actual total acreage of the property was found to be 21,683.289 acres. As of February 2006, a total of 20,403 acres of the former 21,683 acre RVAAP have been transferred to the United States Property and Fiscal Officer (USP&FO) for Ohio for use by the OHARNG as a military training site. The current RVAAP consists of 1,280 acres in several distinct parcels scattered throughout the confines of the OHARNG Ravenna Training and Logistics Site (RTLS). The RVAAP and the RTLS are collocated on contiguous parcels of property and the RTLS perimeter fence completely encloses the remaining parcels of the RVAAP. The RTLS is in northeastern Ohio within Portage and Trumbull Counties, approximately 4.8 kilometers (3 miles) east-northeast of the city of Ravenna and approximately 1.6 kilometers (1 mile) northwest of the city of Newton Falls (Figure 1-1). The RVAAP portions of the property are solely located within Portage County. The RTLS (inclusive of the RVAAP) is a parcel of property approximately 17.7 kilometers (11 miles) long and 5.6 kilometers (3.5 miles) wide bounded by State Route 5, the Michael J. Kirwan Reservoir, and the CSX System Railroad on the south; Garret, McCormick, and Berry roads on the west; the Norfolk Southern Railroad on the north; and State Route 534 on the east (see Figures 1-1 and 1-2). The RTLS is surrounded by several communities: Windham on the north; Garrettsville 9.6 kilometers (6 miles) to the northwest; Newton Falls 1.6 kilometers (1 mile) to the southeast; Charlestown to the southwest; and Wayland 4.8 kilometers (3 miles) to the south. When the RVAAP was operational the RTLS did not exist and the entire 21,683-acre parcel was a government-owned, contractor-operated (GOCO) industrial facility. The RVAAP Installation Restoration Program (IRP) encompasses investigation and cleanup of past activities over the entire 21,683 acres of the former RVAAP and therefore references to the RVAAP in this document are considered to be inclusive of the historical extent of the RVAAP, which is inclusive of the combined acreages of the current RTLS and RVAAP, unless otherwise specifically stated.

1.2 Project Description

In 2004 the U.S. Army and the Ohio EPA finalized the Facility-Wide Groundwater Monitoring Program (FWGWMP) Plan which details the requirements of the program. The FWGWMP was initiated in 2005 with three consecutive quarters of FWGWMP well

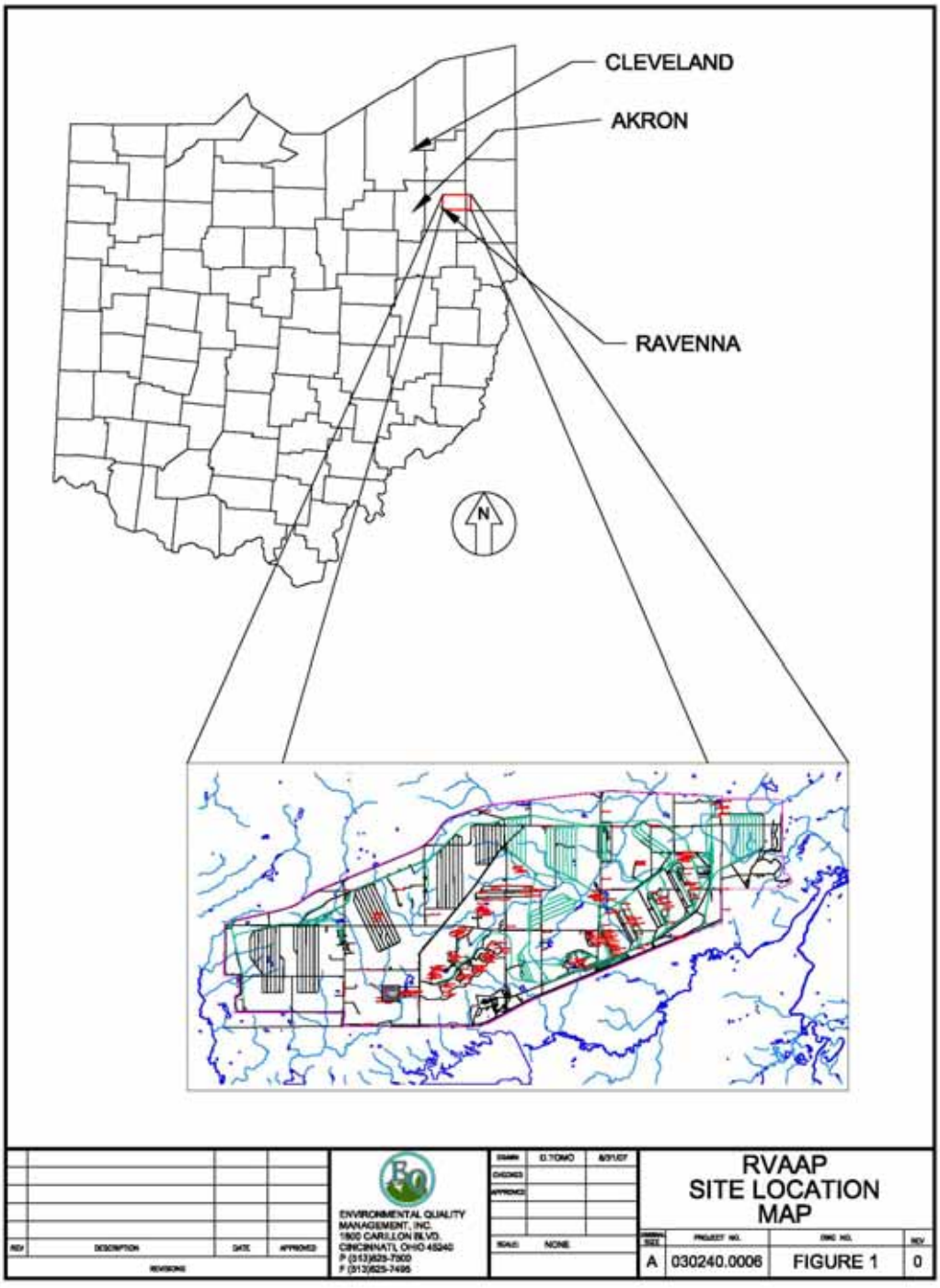

Fig. 1-1 General Location Map



Fig 1-2 RVAAP Facility Map

sampling. Quarterly sampling has continued in 2006 and 2007. All FWGWMP wells are sampled once every quarter, with the exception of the Ramsdell Quarry Landfill (RQL) wells RQLmw-007, -008, and -009, and two Demolition (DA) Area 2 wells, DA2mw-DET3 and –DET4. The RQL and DA2 wells will be sampled twice a year, during the second (April) and fourth (October) sampling events. The July 2007 event represents the third quarter of 2007 FWGWMP sampling.

Details of the program design and requirements are contained in the *RVAAP Facility-Wide Groundwater Monitoring Program Plan*, Portage Environmental, September 2004. This document contains the Facility-Wide Sampling and Analysis Plan (FWSAP), Site Safety and Health Plan, and Quality Assurance Project Plan addenda that pertain to the proposed work. Additional details pertaining to performance of field and laboratory activities are contained in the *RVAAP Facility-Wide Sampling and Analysis Plan/Quality Assurance Project Plan (FWSAP)*, SAIC, March 2001. As detailed in the FWGWMPP, the initial monitoring program consists of the sampling of 36 wells specified in Table 4-1 of the FWGWMPP. Fourteen of these wells are "Background Wells" and the remainder are wells situated at various Areas of Concern (AOCs) at RVAAP. The first sampling event for this project was conducted in April 2005. The results of the previous nine FWGWMP sampling events are presented in the reports referenced in Section 4 of this report.

This report presents the results for the 2007 third quarter (July) sampling event.

1.3 Scope of Work for the July 2007 Sampling Event

Environmental Quality Management, Inc. (EQM) has been contracted (MARC Contract Number W912QR-04-D-0036) by the U.S. Army Corps of Engineers, Louisville District (USACE) to conduct the 2007 FWGWMP monitoring program beginning in April 2007. The objective of this project is to continue quarterly monitoring under the RVAAP Facility-Wide Groundwater Monitoring Program. The following tasks were performed during the July 2007 Sampling event in accordance with specifications contained in the FWGWMPP, the FWSAP, and the Scope of Work written by the USACE:

- Obtain water level measurements on the 36 wells identified in the FWGWMP.
- Perform groundwater sampling on the 36 wells identified in the FWGWMP.
- Perform laboratory analysis for the collected samples.
- Verify, validate and reduce the laboratory analytical data produced for the event (exclusive of the quality assurance samples analyzed by GPL).
- Prepare the Investigative Derived Waste (IDW) Characterization and Disposal Report for the IDW collected during monitoring acivities.
- Prepare and submit the quarterly monitoring report for the sampling event.

1.4 Report Presentation

This report presents the results of the 2007 third (July) quarter sampling event. The report is structured in the following way:

- Section 1.0 – Introduction.
- Section 2.0 – Description of Project Activities. This section describes project-specific details not contained in the FWSAP and FWGWMPP on how the tasks described above were performed.
- Section 3.0 – Results of Investigation. The results of the sampling event are summarized, groundwater elevation measurements, analytical results, data verification/validation information.
- Section 4.0 – References.

The appendices contain the following items:

- Appendix A – Field Log Book Sheets, including daily activities, water level measurements, and purge records.
- Appendix B – Data Verification Reports/Laboratory Data Sheets.
- Appendix C – Investigation-Derived Waste (IDW) Characterization and Disposal Plan.
- Appendix D – Target Compounds that Currently Do Not Meet the RVAAP QAAP PQLs and/or Region 9 PRGs.

SECTION 2

PROJECT ACTIVITIES

2.1 Groundwater Level Monitoring

Depth to water from the top of the inner casing was measured in the 36 FWGWMP wells on July 9, 2007. Water level measurements were taken with a Herron Dipper-T or Enviro Inspector electronic water-level indicator. The depth to the bottom of the well from the top of the inner casing was also measured with the electronic water level indicator. The results of the groundwater level monitoring for the FWGWMP wells are presented in Section 3.1. A potentiometric map created from groundwater measurements from all RVAAP monitoring wells in April 2006 is presented on Plate 1.

2.2 Groundwater Sampling

All wells were sampled between July 9 and 12, 2007. All wells were sampled using Micropurge techniques in accordance with the specifications contained in the FWGWMPP and FWSAP. The wells were micropurged until certain groundwater parameters (i.e., temperature, specific conductivity, pH, and dissolved oxygen) had stabilized. The groundwater parameters were measured using an Horiba U-22 with flow cells**.** Groundwater parameter measurements obtained during micropurging are presented in Appendix A.

Groundwater samples were collected with QED micropurge equipment. Equipment and sampling details are contained in Appendix A. Groundwater samples were collected in laboratory supplied containers and stored in iced coolers for shipment in accordance with FWSAP and FWGWMPP specifications.

Cooler L026, containing samples FWGBKGmw-019c-0471-GW and FWGBKGmw-019c-0471-GF, was received at 8.2°C. The samples were collected at 1830 on 7/11/07 and received at the laboratory on 7/12/07. As a conservative approach in accordance with the LCG and National Functional Guidelines, the organic and cyanide results were qualified estimated "UJ/J" for FWGBKGmw-019c-0471-GW. Appendix A presents a technical change order for this temperature variance.

2.3 Laboratory Analysis

Laboratory analyses on all primary samples and associated quality control samples were performed by Test America Laboratory North Canton formerly Severn-Trent Laboratories, Inc. (STL) of North Canton, Ohio. Table 2-1 presents the analytical methods used to analyze the groundwater samples.

Table 2-1 Analytical Methods

CONSTITUENTS	METHOD[1]
Polychlorinated Biphenyls (PCBs)	GC Semivolatile Organics (8082)
Pesticides	GC Semivolatile Organics (8081A)
Base/Neutrals and Acids (SVOCs)	GC/MS Semivolatile Organic (8270C)
Volatile Organic (VOCs)	GC/MS Volatile Organics (8260B)
Nitroguanidine (Propellants)	Organic Compounds by UV/HPLC (8330 modified)
Nitroaromatics & Nitramines: (Explosives)	GC Semivolatile Organics Explosives (8330)
Nitrocellulose as N (Propellant)	General Chemistry (353.2 modified)[2]
Nitrate – Nitrite	General Chemistry (353.2)[2]
Cyanide, (Total)	General Chemistry (9012A)
Metals (Arsenic, Lead, Selenium)	Inductively Coupled Plasma (6010B Trace)
Metals (Magnesium, Manganese, Barium, Nickel, Potassium, Silver, Sodium, Vanadium, Chromium, Calcium, Cobalt, Copper)	Inductively Coupled Plasma (6010B)
Metals (Antimony, Iron, Beryllium, Thallium, Zinc, Cadmium, Aluminum)	Inductively Coupled Plasma Mass Spectrometry (6020)
Metals (Mercury)	(7470A, Cold Vapor) - Liquid

1 = USEPA SW846
2 = EPA Methods for Chemical Analysis of Water and Waste

All groundwater samples were analyzed for explosives, propellants (nitrocellulose and nitroguanidine), cyanide, volatile organic compounds (VOCs), semi-volatile compounds (SVOCs), target analyte list (TAL) metals (filtered), pesticides, and polychlorinated biphenyls (PCBs). In addition to these analyses the groundwater samples collected from the monitoring wells at Load Line 12 (LL12mw-153, -182, -183, and -186) were also analyzed for nitrate-nitrite.

QC samples were collected from the following wells:

LL1mw-083 – Duplicate sample	LL4mw-199 – MS/MSD
LL12mw-182 – Duplicate sample	LL12mw-183 – MS/MSD
LL11mw-007 – Duplicate sample	BKGmw-013 – MS/MSD
BKGmw-020 – Duplicate sample	BKGmw-017 – MS/MSD

Note that due to transcription error sequence number 0477 was omitted.

All samples were picked up from the facility and delivered to the laboratory in iced coolers by a Test America courier under proper chain-of-custody procedures (Appendix B).

Laboratory analyses on all quality assurance (QA) samples were performed by GPL, LLC of Frederick, Maryland. Four QA samples were collected for this sampling event from the same wells indicated above for duplicate samples. All QA samples were shipped in iced coolers via overnight delivery service under proper chain-of-custody procedures.

Table 2-2 presents the QA Table summary for all samples collected for the July monitoring event. This table presents in tabular form all analyses and associated QA/QC. The Daily Quality Control Reports are presented in Appendix A.

Laboratory results are summarized in Section 3.2. Laboratory data sheets, including QA/QC information are contained in Appendix B.

2.4 Data Verification/Validation

Data from Test America was verified and validated in accordance with project specifications by EQM chemist Heather Medley using the Automatic Data Review (ADR) program. Data validation/verification is summarized in Section 3.3. The Data Verification/Validation Summary Reports are presented in Appendix B.

2.5 Investigation Derived Waste

Purge water was collected at each well location in 5-gallon buckets and transferred to 55-gallon drums located behind Building 1036. Drums were designated for storing purge water from each AOC, and drums were designated to store purge water from the background wells. No more than four gallons were purged from any well. Instruments and equipment were decontaminated after purging and sampling each monitoring well. Decontamination fluids were collected in a separate 55-gallon drum stored behind Building 1036. Pending analysis of the monitoring well samples, IDW fluids will be stored in the 55-gallon drums behind Building 1036 until the IDW Report is approved. The IDW will then be disposed of in accordance with FWSAP requirements. The IDW Report is presented in Appendix C.

	Contractor Laboratory							Government Laboratory		Requested Laboratory Analysis					
Sample Locations	Primary Lab Sample ID	Date	Sample Type	Assoc. QC Dup Number	Assoc. QC Rinsate Number	Assoc. QC Trip Blank Number	MS/ MSD	QA Lab Sample ID	Assoc. QC Trip Blank Number	VOCs	SVOCs	Explosives & Propellants	Pesticides / PCBs	Metals / Cyanide	Nitrate / Nitrite
DA2-107	FWGDA2mw-DET1bR-0476-GW/GF	07/09/07	GW		EQUIPRinse1-0501	FWGTeam1-Trip				X	X	X	X	X	
LL1mw-78	FWGLL1mw-078C-0484-GW/GF	07/09/07	GW		EQUIPRinse1-0501	FWGTeam3-Trip				X	X	X	X	X	
LL1mw-80	FWGLL1mw-080C-0485-GW/GF	07/09/07	GW		EQUIPRinse1-0501	FWGTeam3-070907				X	X	X	X	X	
LL1mw-83	FWGLL1mw-083C-0486-GW/GF	07/09/07	GW	DUP3-0499	EQUIPRinse1-0501	FWGTeam3-Trip		FWGLL1mw-083C-0507S-GW/GF	Trip Blank-070907	X	X	X	X	X	
LL2mw-059	FWGLL2mw-059C-0487-GW/GF	07/09/07	GW		EQUIPRinse1-0501	FWGTeam1-Trip				X	X	X	X	X	
LL2mw-262	FWGLL2mw-262C-0488-GW/GF	07/09/07	GW		EQUIPRinse1-0501	FWGTeam1-Trip				X	X	X	X	X	
LL2mw-263	FWGLL2mw-263C-0489-GW/GF	07/09/07	GW		EQUIPRinse1-0501	FWGTeam2-Trip				X	X	X	X	X	
LL4mw-198	FWGLL4mw-198C-0492-GW/GF	07/09/07	GW		EQUIPRinse1-0501	FWGTeam2-Trip				X	X	X	X	X	
LL4mw-199	FWGLL4mw-199C-0493-GW/GF	07/09/07	GW		EQUIPRinse1-0501	FWGTeam2-Trip	Yes			X	X	X	X	X	
BKGmw-004	FWGBKGmw-004C-0460-GW/GF	07/10/07	GW		EQUIPRinse2-0502	FWGTrip-Team2				X	X	X	X	X	
BKGmw-008	FWGBKGmw-008C-0463-GW/GF	07/10/07	GW		EQUIPRinse2-0502	FWGTrip-Team2				X	X	X	X	X	
BKGmw-010	FWGBKGmw-010C-0464-GW/GF	7/10/2007*	GW		EQUIPRinse2-0502	FWGTRIPTeam3-0710-07				X	X	X	X	X	
BKGmw-012	FWGBKGmw-012C-0465-GW/GF	07/10/07	GW		EQUIPRinse2-0502	FWGTeam3-Trip				X	X	X	X	X	
BKGmw-021	FWGBKGmw-021C-0473-GW/GF	07/10/07	GW		EQUIPRinse2-0502	FWGTrip-Team1				X	X	X	X	X	
CBPmw-006	FWGCBPmw-006C-0474-GW/GF	07/10/07	GW		EQUIPRinse2-0502	FWGTeam3-Trip				X	X	X	X	X	
CBPmw-007	FWGCBPmw-007C-0475-GW/GF	07/10/07	GW		EQUIPRinse2-0502	FWGTeam3-Trip				X	X	X	X	X	
LL12mw-153	FWGLL12mw-153C-0480-GW/GF	07/10/07	GW		EQUIPRinse2-0502	FWGTrip-Team1				X	X	X	X	X	X
LL12mw-182	FWGLL12mw-182C-0481-GW/GF	07/10/07	GW	DUP2-0498	EQUIPRinse2-0502	FWGTrip-Team1		FWGLL12mw-182C-0508S-GW/GF	Trip Blank-071007	X	X	X	X	X	X
LL12mw-183	FWGLL12mw-183C-0482-GW/GF	07/10/07	GW		EQUIPRinse2-0502	FWGTrip-Team2	Yes			X	X	X	X	X	X
LL12mw-186	FWGLL12mw-186C-0483-GW/GF	07/10/07	GW		EQUIPRinse2-0502	FWGTrip-Team2				X	X	X	X	X	X
BKGmw-013	FWGBKGmw-013-0466-GW/GF	07/11/07	GW		EQUIPRinse3-0503	FWGTrip-Team2	Yes			X	X	X	X	X	
BKGmw-019	FWGBKGmw-019C-0471-GW/GF	07/11/07	GW		EQUIPRinse3-0503	FWGTRIP-Team3-071107				X	X	X	X	X	
BKGmw-020	FWGBKGmw-020C-0472-GW/GF	07/11/07	GW	DUP1-0497	EQUIPRinse3-0503	FWGTrip-Team1		FWGBKGmw-020C-0506S-GW/GF	Trip Blank-71107	X	X	X	X	X	
LL11mw-002	FWGLL11mw-002C-0478-GW/GF	07/11/07	GW		EQUIPRinse3-0503	FWGTrip-Team2				X	X	X	X	X	
LL11mw-007	FWGLL11mw-007C-0479-GW/GF	07/11/07	GW	DUP4-0500	EQUIPRinse3-0503	FWGTrip-Team1		FWGLL11mw-007C-0505S-GW/GF	Trip Blank-71107	X	X	X	X	X	
LL3mw-238	FWGLL3mw-238C-0490-GW/GF	07/11/07	GW		EQUIPRinse3-0503	FWGTripTeam3				X	X	X	X	X	
LL3mw-242	FWGLL3mw-242C-0491-GW/GF	07/11/07	GW		EQUIPRinse3-0503	FWGTripTeam3				X	X	X	X	X	
WBGmw-006	FWGWBGmw-006C-0494-GW/GF	07/11/07	GW		EQUIPRinse3-0503	FWGTripTeam3				X	X	X	X	X	
WBGmw-007	FWGWBGmw-007C-0495-GW/GF	07/11/07	GW		EQUIPRinse3-0503	FWGTrip-Team2				X	X	X	X	X	
WBGmw-009	FWGWBGmw-009C-0496-GW/GF	07/11/07	GW		EQUIPRinse3-0503	FWGTrip-Team1				X	X	X	X	X	
BKGmw-005	FWGBKGmw-005C-0461-GW/GF	07/12/07	GW		EQUIPRinse4-0504	FWGTrip-Team3				X	X	X	X	X	
BKGmw-006	FWGBKGmw-006C-0462-GW/GF	07/12/07	GW		EQUIPRinse4-0504	FWGTrip-Team1				X	X	X	X	X	
BKGmw-015	FWGBKGmw-015C-0467-GW/GF	07/12/07	GW		EQUIPRinse4-0504	FWGTrip-Team3				X	X	X	X	X	
BKGmw-016	FWGBKGmw-016C-0468-GW/GF	07/12/07	GW		EQUIPRinse4-0504	FWGTRIPTeam2				X	X	X	X	X	
BKGmw-017	FWGBKGmw-017C-0469-GW/GF	07/12/07	GW		EQUIPRinse4-0504	FWGTRIPTeam2	Yes			X	X	X	X	X	
BKGmw-018	FWGBKGmw-018C-0470-GW/GF	07/12/07	GW		EQUIPRinse4-0504	FWGTrip-Team1				X	X	X	X	X	

*Sample BKGmw-010 was collected over multiple days due to well going dry - see Activity Log Sheets for additional information

SECTION 3

RESULTS

3.1 Groundwater Elevations

Groundwater elevations for the FWGWMP monitoring wells were obtained on July 9, 2007 as described in Section 2.1. The groundwater elevations for the FWGWMP wells are presented in Table 3-1. EQM reviewed the sediment accumulation footages and the description of bottom for the wells. The majority of wells at RVAAP indicate a <0.20 ft accumulation of sediment with a hard bottom indicated. Four wells have indicated a .50 - 1.0 ft accumulation when compared to the original reported construction depths and most were not highly turbid wells. Comparison of this data to the April 2007 accumulations indicates little to no change in the results. The correlation of well with sediment accumulation versus high turbidity has not been established based on the past two quarters of data. Additionally, the sediment accumulation in April versus July compared to historical data has not established a correlation to a potential increase of sediment accumulation. Neither has the turbidity in these wells shown a trend of increases during the past two quarters. However, due to the amount of apparent sediment accumulation in CBPmw-007, this well will be redeveloped during the annual maintenance activities conducted in 2008. The level of sediment accumulation will then be checked after redevelopment. EQM will continue to monitor the sediment accumulation, descriptions of bottom, and the chance for turbidity increases at all of the wells sampled at RVAAP.

To minimize turbid samples, low flow purging and sampling techniques are used. The pumps are suspended at least one foot above the bottom of the well to avoid agitation of the sediment potentially accumulating in the well sump. Additionally, in-line field filtering of metals samples is currently employed to mitigate high sample turbidity. EQM will continue to monitor the high turbidity readings and make a determination for future redevelopment and other evaluation of any affected wells.

A single facility-wide groundwater potentiometric map (Plate 1) based on all RVAAP groundwater measurements taken in April 2006 is also included in this report. A facility-wide groundwater potentiometric map will be prepared after the October 2007 groundwater level measurements for all 237 wells.

3.2 Summary of Analytical Results

Summaries of laboratory analytical results are presented in Tables 3-2, 3-3, 3-5, 3-6, and 3-7. Appendix B presents the Laboratory Data Sheets**.** A brief summary of the detected compounds and elements are presented in the following sub-sections. The data presented in the tables are the validated and verified data. Data verification and validation is

discussed in Section 3.3 and Appendix B. While reviewing the summary of analytical results please note the following:

- The screening levels referenced in the analytical summary tables are the 40 CFR Part 141 National Primary Drinking Water Regulations, Maximum Contaminant Levels (MCLs); and the Region 9 Preliminary Remediation Goals (PRGs) for tap water. MCLs are referenced as the screening criteria (for constituents not having an MCL the Region 9 PRG is used). Also used as screening levels for metals are the RVAAP Facility-Wide Background Criteria referenced in Table 3-4.

- As discussed in Section 3.3, under the data validation process data is qualified by EQM's validator following the guidelines and qualifier requirements set forth by the FWSAP, QAPP and the current Louisville Chemistry Guidelines (LCG) (i.e., data is either accepted or requalified per the requirements of the LCG). This results in the flags designated by EQM sometimes differing from those in the laboratory data sheets. The flags designated by the validator override any laboratory flagging of the data by the laboratory. For a complete explanation of the data qualifiers used for each constituent refer Section 3.3 and to the Data Verification Summary Reports found in Appendix B.

- For purposes of consistency all detected concentrations that are elevated above the method detection limit (MDL) and the above referenced screening levels are called out in the following text. In the tables, the compounds and elements that were detected above the method detection limit are presented in bold numbers. This includes constituents flagged as estimated.

- Several analytical methods used to analyze a number of explosives, VOCs, SVOCs, and pesticides cannot meet the RVAAP QAPP reporting limits or Region 9 preliminary remediation goals (PRGs). Tables listing these compounds that currently do not meet Region 9 PRG levels are presented in Appendix D.

Table 3-1 July 2007 FWGWMP Monitoring Well Measurements

Well	Monitoring Zone	Top of Casing (TOC) Elevation[a] (ft)	2006 1st Quarter Groundwater Elevation (March 2006) (ft)	2006 2nd Quarter (Annual 2006) Groundwater Elevation (April 2006) (ft)	2006 3rd Quarter Groundwater Elevation (July 2006) (ft)	2006 4th Quarter Groundwater Elevation (Sept. 2006) (ft)	2007 1st Quarter Groundwater Elevation (Jan. 2007) (ft)	2007 2nd Quarter Groundwater Elevation April 2007) (ft)	2007 3rd Quarter Groundwater Elevation July 2007) (ft)	Depth to Water (ft below TOC) 07/2007	Reported Construction Depth from TOC[a] (ft)	7/2007 Measured Depth from TOC (ft)	7/2007 Sediment Accumulation (ft)	7/2007 Description of Bottom
Facility-Wide Background Wells														
BKGmw-004	U	967.66	953.93	954.08	954.59	953.74	955.35	955.45	954.08	13.58	22.00	22.24	-0.24	Hard
BKGmw-005	U	1151.94	1140.88	1141.86	1141.91	1138.54	1142.21	1141.89	1137.92	14.02	21.50	20.92	0.58	Hard
BKGmw-006	B	1028.88	1006.20	1006.33	1007.03	1006.20	1007.70	1006.49	1006.46	22.42	37.60	37.60	0.00	Soft
BKGmw-008	B	972.90	956.32	957.37	957.53	955.54	958.55	959.32	956.38	16.52	27.50	27.40	0.10	Hard
BKGmw-010	B	1008.79	993.11	994.17	993.87	992.39	994.80	995.92	991.45	17.34	22.08[c]	22.08	0.00	Hard
BKGmw-012	B	1000.07	992.30	992.66	992.35	989.74	993.02	993.05	989.21	10.86	62.30	62.45	-0.15	Soft
BKGmw-013	U	989.09	977.03	977.35	977.50	976.68	978.00	978.07	976.65	12.44	28.00	28.00	0.00	Hard
BKGmw-015	B	1040.40	991.66	992.02	991.99	991.11	992.42	992.73	990.66	49.74	53.50	53.50	0.00	Soft
BKGmw-016	U	1100.92	1095.28	1095.71	1095.71	1094.04	1095.88	1095.70	1093.00	7.92	21.50	21.80	-0.30	Hard
BKGmw-017	U	1135.30	1118.77	1119.08	1118.72	1116.16	1119.32	1119.41	1115.32	19.98	36.02[c]	36.10	-0.08	Soft
BKGmw-018	B	1045.56	1029.69	1029.82	1030.16	1029.62	1030.39	1030.63	1029.96	15.60	27.20	27.60	-0.40	Hard
BKGmw-019	U	1110.74	1092.24	1092.67	1092.64	1091.02	1093.59	1095.64	1091.38	19.36	36.50	35.58	0.92	Hard
BKGmw-020	B	1067.50	1059.47	1060.28	1059.85	1057.25	1060.51	1060.41	1055.69	11.81	33.20	33.12	0.08	Hard
BKGmw-021	U	974.66	956.00	956.81	959.32	956.29	961.80	962.33	960.00	14.66	21.50	21.38	0.12	Hard
Load Line 1														
LL1mw-078	B	995.84	963.39	963.99	965.80	965.05	966.85	968.58	966.51	29.33	41.14	41.24	-0.10	hard
LL1mw-080	B	996.27	986.07	986.97	987.04	985.60	987.15	986.98	984.18	12.09	22.04	22.39	-0.35	hard
LL1mw-083	B	995.20	961.76	962.27	964.12	963.36	965.35	967.14	964.78	30.42	41.70	41.53	0.17	hard
Load Line 2														
LL2mw-059	B	966.67	954.45	955.16	954.99	953.56	955.77	956.66	954.22	12.45	21.84	21.88	-0.04	hard
LL2mw-262	B	1012.62	1005.65	1006.52	1006.01	1003.52	1006.20	1006.86	1002.58	10.04	22.70	22.61	0.09	hard
LL2mw-263	B	1011.47	1004.26	1005.08	1004.94	1002.79	1004.81	1005.14	1001.28	10.19	22.89[c]	22.69	0.20	soft
Load Line 3														
LL3mw-238	B	1006.91	991.29	992.28	992.07	990.76	992.80	992.31	988.20	18.71	22.86	23.45	-0.59	soft
LL3mw-242	B	999.32	984.32	986.03	985.12	981.99	986.53	986.04	981.95	17.37	22.43	22.61	-0.18	hard
Load Line 4														
LL4mw-198	U	983.42	976.61	977.16	977.54	973.99	978.02	978.07	974.09	9.33	22.05[c]	21.20	0.85	soft
LL4mw-199	U	977.28	970.36	970.79	970.96	969.83	971.78	971.90	969.99	7.29	23.26	23.35	-0.09	medium

Table 3-1 July 2007 FWGWMP Monitoring Well Measurements

Well	Monitoring Zone	Top of Casing (TOC) Elevation[a] (ft)	2006 1st Quarter Groundwater Elevation (March 2006) (ft)	2006 2nd Quarter (Annual 2006) Groundwater Elevation (April 2006) (ft)	2006 3rd Quarter Groundwater Elevation (July 2006) (ft)	2006 4th Quarter Groundwater Elevation (Sept. 2006) (ft)	2007 1st Quarter Groundwater Elevation (Jan. 2007) (ft)	2007 2nd Quarter Groundwater Elevation April 2007) (ft)	2007 3rd Quarter Groundwater Elevation July 2007) (ft)	Depth to Water (ft below TOC) 07/2007	Reported Construction Depth from TOC[a] (ft)	7/2007 Measured Depth from TOC (ft)	7/2007 Sediment Accumulation (ft)	7/2007 Description of Bottom
Load Line 11														
LL11mw-002	U	1080.00	1078.30	1079.01	1079.10	1077.86	1079.08	1079.10	1074.88	5.12	16.52[c]	16.52	0.00	medium/hard
LL11mw-007	U	1082.00	1068.31	1068.64	1068.66	1067.62	1069.00	1068.85	1066.18	15.82	25.37[c]	25.40	-0.03	medium/hard
Load Line 12														
LL12mw-153	U	977.85	972.21	972.60	972.73	971.60	972.70	973.55	971.63	6.22	25.16[c]	25.05	0.11	hard
LL12mw-182	U	984.42	975.51	975.93	975.90	974.10	976.54	976.63	973.94	10.48	38.32	38.09	0.23	medium/hard
LL12mw-183	U	982.98	971.58	972.16	972.16	970.49	972.66	973.24	970.72	12.26	36.37[c]	36.29	0.08	hard
LL12mw-186	U	978.31	972.91	973.19	973.25	972.28	973.73	973.48	971.21	7.10	21.11[c]	21.02	0.09	hard
Central Burn Area														
CBPmw-006	U	967.67[d]	N/A	N/A	N/A	N/A	N/A	962.04	959.73	7.94	25.19[d]	25.42	-0.23	soft
CBPmw-007	U	976.37	961.38	962.15	962.35	960.21	963.20	963.29	960.29	16.08	32.90	31.88	1.02	hard
Demolition Area 2														
DA2mw-107	U	1041.63	1033.99	1034.68	1034.93	1033.62	1035.29	1035.23	1032.87	8.76	16.82	17.84	-1.02	hard
DA2mw-Det3	U	1036.81	1027.53	1027.63	N/A	1026.86	1027.98	1027.85	N/A	N/A	13.00	N/A	N/A	N/A
DA2mw-Det4	U	1039.68	N/A	N/A	N/A	N/A	N/A	1029.48	N/A	N/A	N/A	N/A	N/A	N/A
Ramsdell Quarry Lanfill														
RQLmw-007	bedrock	965.91	958.74	959.13	N/A	962.31	961.63	962.31	N/A	N/A	18.20	N/A	N/A	N/A
RQLmw-008	B	966.08	959.14	959.69	N/A	962.38	961.49	962.38	N/A	N/A	18.50	N/A	N/A	N/A
RQLmw-009	B	964.58	958.78	959.20	N/A	962.08	961.27	962.08	N/A	N/A	18.40	N/A	N/A	N/A
Winklepeck Burning Grounds														
WBGmw-006	U	1014.66	1008.27	1009.41	1009.56	1006.87	1009.76	1009.88	1005.40	9.26	20.33[c]	20.24	0.09	soft
WBGmw-007	U	1000.59	983.54	983.76	984.06	982.53	984.47	984.39	982.47	18.12	26.48[c]	26.42	0.06	medium/soft
WBGmw-009	U	1047.53	1035.06	1036.03	1036.02	1033.64	1036.77	1037.28	1033.03	14.50	24.37[c]	24.32	0.05	soft

[a] Reported from SAIC/REIMS, 2005
[c] Remeasured after redevelopment June 2005
[d] Recalculated by EQM after April 2007 event
U = Unconsolidated well
B = Bedrock well
N/A = Not Applicable

3.2.1 Explosives and Propellants

Explosive and propellant compound analytical results, including nitrate-nitrites, are summarized in Table 3-2. The following compounds were detected at concentrations above the method detection limits:

- 1,3,5-Trinitrobenzene – BKGmw-010 (0.097 µg/L J), LL1mw-080 (0.92 µg/L), LL1mw-083 (7 µg/L J), LL2mw-059 (1.6 µg/L), LL3mw-238 (41 µg/L J). There is no MCL for 1,3,5-Trinitrobenzene. The Region 9 PRG is 1,100 µg/L.

- 1,3-Dinitrobenzene – LL2mw-059 (0.07 J). There is no MCL for 1,3-Dinitrobenzene. The Region 9 PRG is 3.6 µg/L.

- 2,4,6-Trinitrotoluene – LL1mw-080 (0.45 µg/L J), LL1mw-083 (6 µg/L J), LL3mw-238 (97 µg/L J). There is no MCL for 2,4,6-Trinitrotoluene. The Region 9 PRG is 2.2 µg/L.

- 2,4-Dinitrotoluene – LL1mw-083 (3.2 µg/L J), LL2mw-059 (0.41 µg/L), There is no MCL for 2,4-Dinitrotoluene. The Region 9 PRG is 73 µg/L.

- 2,6-Dinitrotoluene – LL1mw-083 (1.2 µg/L J). There is no MCL for 2,6-Dinitrotoluene. The Region 9 PRG is 36 µg/L.

- 2-Amino-4,6-dinitrotoluene – LL1mw-080 (4.1 µg/L), LL1mw-083 (17 µg/L J), LL2mw-059 (0.77 µg/L), LL3mw-238 (9.9 µg/L J), There is no MCL or Region 9 PRG for 2-Amino-4,6-dinitrotoluene.

- 4-Amino-2,6-dinitrotoluene – LL1mw-080 (6.5 µg/L), LL1mw-083 (25 µg/L J), LL2mw-059 (0.78 µg/L), LL3mw-238 (26 µg/L J**).** There is no MCL or Region 9 PRG for 4-Amino-2,6-dinitrotoluene.

- HMX – LL1mw-080 (7.3 µg/L), LL1mw-083 (0.02 µg/L J), LL2mw-059 (0.13 µg/L), LL3mw-238 (1.7 µg/L J), LL3mw-242 (0.6 µg/L J), WBGmw-006 (12 µg/L), WBGmw-009 (2 µg/L). There is no MCL for HMX. The Region 9 PRG is 1,800 µg/L.

- Nitrobenzene – LL12mw-182 (0.064 µg/L J), LL3mw-238 (0.27 µg/L J,B), WBGmw-007 (0.064 µg/L J,B). There is no MCL for nitrobenzene. The Region 9 PRG is 3.4 µg/L.

- Nitrocellulose – BKGmw-010 (0.18 µg/L J), BKGmw-013 (0.16 µg/L J), BKGmw-017 (0.18 µg/L J), LL2mw-059 (0.12 µg/L J), WBGmw-006 (0.12 µg/L J), WBGmw-007 (0.14 µg/L J). There is no MCL or Region 9 PRG for Nitrocellulose.

- PETN – LL1mw-078 (0.4 µg/L J), LL2mw263 (0.94 µg/L J), LL4mw-198 (0.32 µg/L J). There is no MCL or Region 9 PRG for PETN.

- RDX –LL1mw-080 (52 µg/L), LL2mw-059 (0.1 µg/L B)**,** LL3mw-238 (6.6 µg/L J), WBGmw-006 (48 µg/L), WBGmw-009 (9 µg/L J). There is no MCL for RDX. The Region 9 PRG is 0.61 µg/L.

- Tetryl – LL1mw-078 (0.06 µg/L J). There is no MCL for Tetryl. The Region 9 PRG is 360 µg/L.

- Nitrate-Nitrite – LL12mw-186 (0.2 LL1mw-083 (0.02 µg/L J). The MCL and Region 9 PRG are both 10,000 µg/L.

Table 3-2 FWGWMP July 2007 Explosive and Propellant Analytical Results

Station ID				BKGmw-004	BKGmw-005	BKGmw-006	BKGmw-008	BKGmw-010	BKGmw-012	BKGmw-013
Sample ID		MCL	Region 9 PRG	FWGBKGMW-004C-0460-GW	FWGBKGMW-005C-0461-GW	FWGBKGMW-006C-0462-GW	FWGBKGMW-008C-0463-GW	FWGBKGMW-010C-0464-GW	FWGBKGMW-012C-0465-GW	FWGBKGMW-013C-0466-GW
Date Collected				7/10/2007	7/12/2007	7/12/2007	7/10/2007	7/10&11/2007	7/10/2007	7/11/2007
Sample Type				Grab	Grab	Grab	Grab	Grab	Grab	Grab
Analyte	Units									
1,3,5-Trinitrobenzene	µg/L	NS	1100	0.11 U	0.095 U	0.095 U	0.11 U	**0.097 J**	0.097 U	0.11 U
1,3-Dinitrobenzene	µg/L	NS	3.6	0.11 U	0.095 U	0.095 U	0.11 U	0.1 U	0.097 U	0.11 U
2,4,6-Trinitrolouene	µg/L	NS	2.2	0.11 U	0.095 U	0.095 U	0.11 U	0.1 U	0.097 U	0.11 U
2,4-Dinitrotoluene	µg/L	NS	73	0.11 U	0.095 U	0.095 U	0.11 U	0.1 U	0.097 U	0.11 U
2,6-Dinitrotoluene	µg/L	NS	36	0.11 U	0.095 U	0.095 U	0.11 U	0.1 U	0.097 U	0.11 U
2-Amino-4,6-dinitrotoluene	µg/L	NS	NS	0.11 U	0.095 U	0.095 U	0.11 U	0.1 U	0.097 U	0.11 U
2-Nitrotoluene	µg/L	NS	110	0.55 U	0.48 U	0.48 U	0.54 U	0.5 U	0.48 U	0.56 U
3-Nitrotoluene	µg/L	NS	3.2	0.55 U	0.48 U	0.48 U	0.54 U	0.5 U	0.48 U	0.56 U
4-Amino-2,6-Dinitrotoluene	µg/L	NS	NS	0.11 U	0.095 U	0.095 U	0.11 U	0.1 U	0.097 U	0.11 U
4-Nitrotoluene	µg/L	NS	3.2	0.55 U	0.48 U	0.48 U	0.54 U	0.5 U	0.48 U	0.56 U
HMX	µg/L	NS	1800	0.11 U	0.095 U	0.095 U	0.11 U	0.1 U	0.097 U	0.11 U
Nitrate-Nitrite	mg/L	10000	10000	N/A	N/A	N/A	N/A	N/A	N/A	N/A
Nitrobenzene	µg/L	NS	3.4	0.11 U	0.095 U	0.095 U	0.11 U	0.1 U	0.097 U	0.11 U
Nitrocellulose	mg/L	NS	NS	0.5 U	0.5 U	0.5 U	0.5 U	**0.18 J**	0.5 U	**0.16 J**
Nitroglycerin	µg/L	NS	4.8	0.72 U	0.62 U	0.62 U	0.7 U	0.65 U	0.63 U	0.73 U
Nitroguanidine	µg/L	NS	NS	20 U	20 U	20 U	20 U	20 U	20 U	20 U
PETN	µg/L	NS	NS	0.72 U	0.62 U	0.62 U	0.7 U	0.65 U	0.63 U	0.73 U
RDX	µg/L	NS	0.61	0.11 U	0.095 U	0.095 U	0.11 U	0.1 U	0.097 U	0.11 U
Tetryl	µg/L	NS	360	0.11 U	0.095 U	0.095 U	0.11 U	0.1 U	0.097 U	0.11 U

Notes:
NS = no standard
Bold = detected compound above the MDL
N/A = Not Analyzed

Table 3-2 FWGWMP July 2007 Explosive and Propellant Analytical Results

Station ID				BKGmw-015	BKGmw-016	BKGmw-017	BKGmw-018	BKGmw-019	BKGmw-020	BKGmw-021
Sample ID		MCL	Region 9 PRG	FWGBKGMW-015C-0467-GW	FWGBKGMW-016C-0468-GW	FWGBKGMW-017C-0469-GW	FWGBKGMW-018C-0470-GW	FWGBKGMW-019C-0471-GW	FWGBKGMW-020C-0472-GW	FWGBKGMW-021C-0473-GW
Date Collected				7/12/2007	7/12/2007	7/12/2007	7/12/2007	7/11/2007	7/11/2007	7/10/2007
Sample Type				Grab	Grab	Grab	Grab	Grab	Grab	Grab
Analyte	Units									
1,3,5-Trinitrobenzene	µg/L	NS	1100	0.11 U	0.11 U	0.1 U	0.099 U	0.099 UJ	0.1 U	0.098 U
1,3-Dinitrobenzene	µg/L	NS	3.6	0.11 U	0.11 U	0.1 U	0.099 U	0.099 UJ	0.1 U	0.098 U
2,4,6-Trinitrolouene	µg/L	NS	2.2	0.11 U	0.11 U	0.1 U	0.099 U	0.099 UJ	0.1 U	0.098 U
2,4-Dinitrotoluene	µg/L	NS	73	0.11 U	0.11 U	0.1 U	0.099 U	0.099 UJ	0.1 U	0.098 U
2,6-Dinitrotoluene	µg/L	NS	36	0.11 U	0.11 U	0.1 U	0.099 U	0.099 UJ	0.1 U	0.098 U
2-Amino-4,6-dinitrotoluene	µg/L	NS	NS	0.11 U	0.11 U	0.1 U	0.099 U	0.099 UJ	0.1 U	0.098 U
2-Nitrotoluene	µg/L	NS	110	0.56 U	0.56 U	0.52 U	0.5 U	0.5 UJ	0.5 U	0.49 U
3-Nitrotoluene	µg/L	NS	3.2	0.56 U	0.56 U	0.52 U	0.5 U	0.5 UJ	0.5 U	0.49 U
4-Amino-2,6-Dinitrotoluene	µg/L	NS	NS	0.11 U	0.11 U	0.1 U	0.099 U	0.099 UJ	0.1 U	0.098 U
4-Nitrotoluene	µg/L	NS	3.2	0.56 U	0.56 U	0.52 U	0.5 U	0.5 UJ	0.5 U	0.49 U
HMX	µg/L	NS	1800	0.11 U	0.11 U	0.1 U	0.099 U	0.099 UJ	0.1 U	0.098 U
Nitrate-Nitrite	mg/L	10000	10000	N/A	N/A	N/A	N/A	N/A	N/A	N/A
Nitrobenzene	µg/L	NS	3.4	0.11 U	0.11 U	0.1 U	0.099 U	0.099 UJ	0.1 U	0.098 U
Nitrocellulose	mg/L	NS	NS	0.5 U	0.5 U	**0.18 J**	0.5 U	0.5 UJ	0.5 UJ	0.5 U
Nitroglycerin	µg/L	NS	4.8	0.73 U	0.73 U	0.67 U	0.64 U	0.64 UJ	0.65 U	0.64 U
Nitroguanidine	µg/L	NS	NS	20 U	20 U	20 U	20 U	20 UJ	20 U	20 U
PETN	µg/L	NS	NS	0.73 U	0.73 U	0.67 U	0.64 U	0.64 UJ	0.65 U	0.64 U
RDX	µg/L	NS	0.61	0.11 U	0.11 U	0.1 U	0.099 U	0.099 UJ	0.1 U	0.098 U
Tetryl	µg/L	NS	360	0.11 U	0.11 U	0.1 U	0.099 U	0.099 UJ	0.1 U	0.098 U

Notes:
NS = no standard
Bold = detected compound above the MDL
N/A = Not Analyzed

Table 3-2 FWGWMP July 2007 Explosive and Propellant Analytical Results

Station ID				CBPmw-006	CBPmw-007	DA2mw-107	LL11mw-002	LL11mw-007	LL12mw-153	LL12mw-182
Sample ID		MCL	Region 9 PRG	FWGCBPMW-006C-0474-GW	FWGCBPMW-007C-0475-GW	FWGDA2MW-DET1bR-0476-GW	FWGLL11MW-002C-0478-GW	FWGLL11MW-007C-0479-GW	FWGLL12MW-153C-0480-GW	FWGLL12MW-182C-0481-GW
Date Collected				7/10/2007	7/10/2007	7/9/2007	7/11/2007	7/11/2007	7/10/2007	7/10/2007
Sample Type				Grab	Grab	Grab	Grab	Grab	Grab	Grab
Analyte	Units									
1,3,5-Trinitrobenzene	µg/L	NS	1100	0.1 U	0.1 U	0.099 U	0.12 U	0.098 U	0.098 U	0.098 U
1,3-Dinitrobenzene	µg/L	NS	3.6	0.1 U	0.1 U	0.099 U	0.12 U	0.098 U	0.098 U	0.098 U
2,4,6-Trinitrolouene	µg/L	NS	2.2	0.1 U	0.1 U	0.099 U	0.12 U	0.098 U	0.098 U	0.098 U
2,4-Dinitrotoluene	µg/L	NS	73	0.1 U	0.1 U	0.099 U	0.12 U	0.098 U	0.098 U	0.098 U
2,6-Dinitrotoluene	µg/L	NS	36	0.1 U	0.1 U	0.099 U	0.12 U	0.098 U	0.098 U	0.098 U
2-Amino-4,6-dinitrotoluene	µg/L	NS	NS	0.1 U	0.1 U	0.099 U	0.12 U	0.098 U	0.098 U	0.098 U
2-Nitrotoluene	µg/L	NS	110	0.5 U	0.51 U	0.5 U	0.59 U	0.49 U	0.49 U	0.49 U
3-Nitrotoluene	µg/L	NS	3.2	0.5 U	0.51 U	0.5 U	0.59 U	0.49 U	0.49 U	0.49 U
4-Amino-2,6-Dinitrotoluene	µg/L	NS	NS	0.1 U	0.1 U	0.099 U	0.12 U	0.098 U	0.098 U	0.098 U
4-Nitrotoluene	µg/L	NS	3.2	0.5 U	0.51 U	0.5 U	0.59 U	0.49 U	0.49 U	0.49 U
HMX	µg/L	NS	1800	0.1 U	0.1 U	0.099 U	0.12 U	0.098 U	0.098 U	0.098 U
Nitrate-Nitrite	mg/L	10000	10000	N/A	N/A	N/A	N/A	N/A	0.1 U	0.1 U
Nitrobenzene	µg/L	NS	3.4	0.1 U	0.1 U	0.099 U	0.12 U	0.098 U	0.098 U	**0.064 J**
Nitrocellulose	mg/L	NS	NS	0.5 U	0.5 U	0.5 R	0.5 UJ	0.5 UJ	0.5 U	0.5 U
Nitroglycerin	µg/L	NS	4.8	0.66 U	0.66 U	0.64 U	0.77 U	0.64 U	0.64 U	0.64 U
Nitroguanidine	µg/L	NS	NS	20 U	20 U	20 U	20 U	20 U	20 U	20 U
PETN	µg/L	NS	NS	0.66 U	0.66 U	0.64 U	0.77 U	0.64 U	0.64 U	0.64 U
RDX	µg/L	NS	0.61	0.1 U	0.1 U	0.099 U	0.12 U	0.098 U	0.098 U	0.098 U
Tetryl	µg/L	NS	360	0.1 U	0.1 U	0.099 U	0.12 U	0.098 U	0.098 U	0.098 U

Notes:
NS = no standard
Bold = detected compound above the MDL
N/A = Not Analyzed

Table 3-2 FWGWMP July 2007 Explosive and Propellant Analytical Results

Station ID				LL12mw-183	LL12mw-186	LL1mw-078	LL1mw-080	LL1mw-083	LL2mw-059	LL2mw-262
Sample ID		MCL	Region 9 PRG	FWGLL12MW-183C-0482-GW	FWGLL12MW-186C-0483-GW	FWGLL1mw-078C-0484-GW	FWGLL1mw-080C-0485-GW	FWGLL1mw-083C-0486-GW	FWGLL2mw-059C-0487-GW	FWGLL2mw-262C-0488-GW
Date Collected				7/10/2007	7/10/2007	7/9/2007	7/9/2007	7/9/2007	7/9/2007	7/9/2007
Sample Type				Grab	Grab	Grab	Grab	Grab	Grab	Grab
Analyte	Units									
1,3,5-Trinitrobenzene	µg/L	NS	1100	0.1 U	0.12 U	0.097 U	**0.92**	**7 J**	**1.6**	0.099 U
1,3-Dinitrobenzene	µg/L	NS	3.6	0.1 U	0.12 U	0.097 U	0.5 U	0.49 R	**0.07 J**	0.099 U
2,4,6-Trinitrolouene	µg/L	NS	2.2	0.1 U	0.12 U	0.097 U	**0.45 J**	**6 J**	0.1 U	0.099 U
2,4-Dinitrotoluene	µg/L	NS	73	0.1 U	0.12 U	0.097 U	0.5 U	**3.2 J**	**0.41**	0.099 U
2,6-Dinitrotoluene	µg/L	NS	36	0.1 U	0.12 U	0.097 U	0.5 U	**1.2 J**	0.1 U	0.099 U
2-Amino-4,6-dinitrotoluene	µg/L	NS	NS	0.1 U	0.12 U	0.097 U	**4.1**	**17 J**	**0.77**	0.099 U
2-Nitrotoluene	µg/L	NS	110	0.52 U	0.6 U	0.48 U	2.5 U	2.4 R	0.5 U	0.5 U
3-Nitrotoluene	µg/L	NS	3.2	0.52 U	0.6 U	0.48 U	2.5 U	2.4 R	0.5 U	0.5 U
4-Amino-2,6-Dinitrotoluene	µg/L	NS	NS	0.1 U	0.12 U	0.097 U	**6.5**	**25 J**	**0.78**	0.099 U
4-Nitrotoluene	µg/L	NS	3.2	0.52 U	0.6 U	0.48 U	2.5 U	2.4 R	0.5 U	0.5 U
HMX	µg/L	NS	1800	0.1 U	0.12 U	0.097 U	**7.3**	**0.2 J**	**0.13**	0.099 U
Nitrate-Nitrite	mg/L	10000	10000	0.1 U	**0.02 J**	N/A	N/A	N/A	N/A	N/A
Nitrobenzene	µg/L	NS	3.4	0.1 U	0.12 U	0.097 U	0.5 U	0.49 R	0.1 U	0.099 U
Nitrocellulose	mg/L	NS	NS	0.5 U	0.5 U	0.5 R	0.5 U	0.5 R	**0.12 J**	0.5 R
Nitroglycerin	µg/L	NS	4.8	0.68 U	0.78 U	0.63 U	3.3 U	3.2 R	0.65 U	0.64 U
Nitroguanidine	µg/L	NS	NS	20 U	20 U	20 U	20 U	20 U	20 U	20 U
PETN	µg/L	NS	NS	0.68 U	0.78 U	**0.4 J**	3.3 U	3.2 R	0.65 U	0.64 U
RDX	µg/L	NS	0.61	0.1 U	0.093 UJ	0.097 U	**52**	0.49 R	**0.1 B**	0.099 U
Tetryl	µg/L	NS	360	0.1 U	0.12 U	**0.06 J**	0.5 U	0.49 R	0.1 U	0.099 U

Notes:
NS = no standard
Bold = detected compound above the MDL
N/A = Not Analyzed

Table 3-2 FWGWMP July 2007 Explosive and Propellant Analytical Results

Station ID				LL2mw-263	LL3mw-238	LL3mw-242	LL4mw-198	LL4mw-199	WBGmw-006	WBGmw-007	WBGmw-009
Sample ID		MCL	Region 9 PRG	FWGLL2mw-263C-0489-GW	FWGLL3mw-238C-0490-GW	FWGLL3MW-242C-0491-GW	FWGLL4MW-198C-0492-GW	FWGLL4MW-199C-0493-GW	FWGWBGMW-006C-0494-GW	FWGWBGMW-007C-0495-GW	FWGWBGMW-009C-0496-GW
Date Collected				7/9/2007	7/11/2007	7/11/2007	7/9/2007	7/9/2007	7/11/2007	7/11/2007	7/11/2007
Sample Type				Grab	Grab	Grab	Grab	Grab	Grab	Grab	Grab
Analyte	Units										
1,3,5-Trinitrobenzene	µg/L	NS	1100	0.11 U	**41 J**	0.098 U	0.1 U	0.11 U	0.49 U	0.11 U	0.099 U
1,3-Dinitrobenzene	µg/L	NS	3.6	0.11 U	0.49 R	0.098 U	0.1 U	0.11 U	0.49 U	0.11 U	0.099 U
2,4,6-Trinitrolouene	µg/L	NS	2.2	0.11 U	**97 J**	0.098 U	0.1 U	0.11 U	0.49 U	0.11 U	0.099 U
2,4-Dinitrotoluene	µg/L	NS	73	0.11 U	0.49 R	0.098 U	0.1 U	0.11 U	0.49 U	0.11 U	0.099 U
2,6-Dinitrotoluene	µg/L	NS	36	0.11 U	0.49 R	0.098 U	0.1 U	0.11 U	0.49 U	0.11 U	0.099 U
2-Amino-4,6-dinitrotoluene	µg/L	NS	NS	0.11 U	**9.9 J**	0.098 U	0.1 U	0.11 U	0.49 U	0.11 U	0.099 U
2-Nitrotoluene	µg/L	NS	110	0.54 U	2.5 R	0.49 U	0.52 U	0.53 U	2.5 U	0.54 U	0.5 U
3-Nitrotoluene	µg/L	NS	3.2	0.54 U	2.5 R	0.49 U	0.52 U	0.53 U	2.5 U	0.54 U	0.5 U
4-Amino-2,6-Dinitrotoluene	µg/L	NS	NS	0.11 U	**26 J**	0.098 U	0.1 U	0.11 U	0.49 U	0.11 U	0.099 U
4-Nitrotoluene	µg/L	NS	3.2	0.54 U	2.5 R	0.49 U	0.52 U	0.53 U	2.5 U	0.54 U	0.5 U
HMX	µg/L	NS	1800	0.11 U	**1.7 J**	**0.06 J**	0.1 U	0.11 U	12	0.11 U	**2**
Nitrate-Nitrite	mg/L	10000	10000	N/A	N/A	N/A	N/A	N/A	N/A	N/A	N/A
Nitrobenzene	µg/L	NS	3.4	0.11 U	**0.27 B, J**	0.098 U	0.1 U	0.11 U	0.49 U	**0.064 B, J**	0.099 U
Nitrocellulose	mg/L	NS	NS	0.5 R	**0.13 J**	**0.14 J**	**0.12 J**	0.5 R	**0.12 J**	**0.14 J**	0.5 UJ
Nitroglycerin	µg/L	NS	4.8	0.7 U	3.2 R	0.64 U	0.67 U	0.69 U	3.2 U	0.7 U	0.64 U
Nitroguanidine	µg/L	NS	NS	20 U	20 U	20 U	20 U	20 U	20 U	20 U	20 U
PETN	µg/L	NS	NS	**0.94 J**	3.2 R	0.64 U	**0.32 J**	0.69 U	3.2 U	0.7 U	0.64 U
RDX	µg/L	NS	0.61	0.11 U	**6.6 J**	0.098 U	0.1 U	0.11 U	**48**	0.11 U	**9 J**
Tetryl	µg/L	NS	360	0.11 U	0.49 R	0.098 U	0.1 U	0.11 U	0.49 U	0.11 U	0.099 U

Notes:
NS = no standard
Bold = detected compound above the MDL
N/A = Not Analyzed

Table 3-2 FWGWMP July 2007 Explosive and Propellant Analytical Results

Data Qualifiers

Data qualifier flags are used in an effort to describe the quality of each piece of data for each constituent. These flags are letter codes appended to the numerical data. The following data qualifiers are specified in the USACE Louisville Chemistry Guidelines (LCG). For a complete explanation of qualifiers used for each constituent please refer to the Data Verification Summaries in Appendix B.

U- The analyte was analyzed for but not detected. The numerical value preceding the U is the associated reporting limit.

J- The identification of the analyte is acceptable, but the quality assurance criteria indicate that the quantitative values may be outside the normal expected range of precision (i.e., the quantitative value is estimated). Examples include:

- Results detected above the laboratory MDL but less than the laboratory reporting limit.
- MS/MSD percent recoveries outside the acceptance criteria.
- Laboratory control sample (LCS) percent recoveries outside acceptance criteria.

R- Data are considered to be rejected and shall not be used. This flag denotes the failure of quality control criteria such that it cannot be determined if the analyte is present or absent from the sample [e.g., the method reporting limit (MRL) verification standard was below quality control guidelines; associated sample results that were non-detect are unusable].

UJ- This flag is a combination of the U and J qualifiers which indicate that the analyte is not present. The reported value is considered to be an estimated reporting limit (RL).

B- The B flag is used for both organic and inorganic analyses when the analyte is found in the method blank or any of the field blanks. This designation overrides the Contract Laboratory Program (CLP) “B” designation when used by the laboratory as an estimated value for inorganics.

3.2.2 Inorganic Elements

Inorganic elements analytical results are presented in Table 3-3. The inorganics detected in the samples included: aluminum, antimony, arsenic, barium, beryllium, cadmium, calcium, cobalt, copper, cyanide, iron, magnesium, manganese, nickel, potassium, sodium, thallium, vanadium, and zinc. The inorganic elements that were detected were compared to facility-wide background levels, and against elements that are considered as essential nutrients to determine if they are to be considered as Site Related Contaminants (SRCs). Calcium, magnesium, iron, potassium, and sodium were eliminated as potential SRCs because they are considered as essential nutrients. Site-specific background levels for inorganic elements are presented in Table 3-4. The inorganic elements that were detected were compared to the appropriate background criteria to determine if they were SRCs. Elements not detected above reporting limits and facility-wide background levels include chromium, lead, selenium, silver, and vanadium. The following inorganic elements were detected above the method detection limits and the background levels reported in Table 3-4:

- **Aluminum**
  - Bedrock Zone - BKGmw-010 (107 µg/L J,B), BKGmw-012 (103 µg/L), LL1mw-078 (18.8 µg/L J), LL1mw-083 (730 µg/L), LL3mw-238 (20.8 µg/L J, B). The Groundwater Bedrock Zone Background Criteria (filtered) is 0 µg/L.
  - Unconsolidated Zone – BKGmw-004 (6.2 µg/L J), BKGmw-016 (14.8 µg/L J,B), CBPmw-006 (40 µg/L J), LL11mw-002 (1,430 µg/L J), LL12mw-182 (20.1 µg/L J), LL12mw-186 (6.4 µg/L J), LL4mw-198 (1,540 µg/L J), WBGmw-009 (2.9 µg/L J). The Groundwater Unconsolidated Zone Background Criteria (filtered) is 0 µg/L.
    There is no MCL for aluminum. The Region 9 PRG is 36,000 µg/L.

- **Antimony**
  - Bedrock Zone – BKGmw-008 (0.066 µg/L J), BKGmw-012 (0.13 J), LL1mw-080 0.18 µg/L J), LL2mw-059 (0.16 µg/L J), LL2mw-262 (0.087 µg/L J), LL2mw-263 (0.66 µg/L J). The Groundwater Bedrock Zone Background Criteria (filtered) is 0 µg/L.
  - Unconsolidated Zone – BKGmw-017 (0.18 µg/L J), BKGmw-021 (0.07 µg/L J), CBPmw-006 (0.13 µg/L J), CBPmw-007 (0.34 µg/L J), DA2mw-107 (0.34 µg/L J), LL4mw-198 (0.11 µg/L J), LL11mw-002 (0.19 µg/L J), LL12mw-153 (0.096 µg/L J), LL12mw-186 (0.17 µg/L J), WBG-009 (0.16 µg/L J). The Groundwater Unconsolidated Zone Background Criteria (filtered) is 0 µg/L.
    The MCL for antimony is 6 µg/L.

- **Arsenic**
  - Bedrock Zone – LL2mw-263 (14.4 µg/L)**.** The Groundwater Bedrock Zone Background Criteria (filtered) is 0 µg/L.
  - Unconsolidated Zone –BKGmw-017 (17.1 µg/L), CBPmw-007 (46.8 µg/L), LL11mw-007 (20 µg/L), LL12mw-153 (26.9 µg/L), LL12mw-182 (51 µg/L J), and LL12mw-183 (33.3 µg/L), WBGmw-007 (4.8 µg/L J). The Groundwater Unconsolidated Zone Background Criteria (filtered) is 11.7 µg/L.
    The MCL for arsenic is 10 µg /L.

- **Barium**
  - Bedrock Zone: None
  - Unconsolidated Zone: CBPmw-006 (134 µg/L)**,** LL11mw-007 (84 µg/L), and LL4mw-199 (105 µg/L). The Groundwater Unconsolidated Zone Background Criteria (filtered) is 82.1 µg/L.
    The MCL for barium is 2,000µg/L.

- **Beryllium**
  - Bedrock Zone: LL1mw-083 (0.26 µg/L J). The Groundwater Bedrock Zone Background Criteria (filtered) is 0 µg/L.
  - Unconsolidated Zone: None
    The MCL for beryllium is 4 µg/L.

- **Cadmium**
  - Bedrock Zone: LL1mw-083 (0.31 µg/L J). The Groundwater Bedrock Zone Background Criteria (filtered) is 0 µg/L.
  - Unconsolidated Zone: LL11mw-002 (0.87 µg/L). The Groundwater Unconsolidated Zone Background Criteria (filtered) is 0 µg/L.
    The MCL for cadmium is 5 µg/L.

- **Cobalt**
  - Bedrock Zone: LL1mw-083 (7.5 µg/L), LL2mw-059 (3.7 µg/L J), LL2mw-263 (2.3 µg/L J), LL12mw-186 (1.9 µg/L J). The Groundwater Bedrock Zone Background Criteria (filtered) is 0 µg/L.
    Unconsolidated Zone: CBPmw-007 (2.1 µg/L J), LL11mw-002 (1.7 J), LL12mw-186 (1.9 µg/L J), LL4mw-198 (1.6 µg/L J), WBGmw-006 (1.4 µg/L J). The Groundwater Unconsolidated Zone Background Criteria (filtered) is 0 µg/L.
    There is no MCL for cobalt. The Region 9 PRG is 730 µg/L.

- **Copper**
  - Bedrock Zone: None

Unconsolidated Zone: LL11mw-002 (2.3 µg/L J), LL4mw-198 (2.5 µg/L J). The Groundwater Unconsolidated Zone Background Criteria (filtered) is 0 µg/L.
The MCL for copper is 1,300 µg/L.

- **Cyanide**
  - Bedrock Zone: LL12mw-186 (0.025 µg/L).
  - Unconsolidated Zone**:** BKGmw-004 (0.0051 µg /L J), BKGmw-019 (0.0042 µg/L J). The Groundwater Unconsolidated Zone Background Criteria (filtered) is 0 mg/Kg.
    The MCL for cyanide is 0.2 mg/L.

- **Manganese**
  - Bedrock Zone: LL2mw-263 (1,370 µg/L). The Groundwater Bedrock Zone Background Criteria (filtered) is 1,340 µg/L.
  - Unconsolidated Zone: LL4mw-198 (1,330 µg/L). The Groundwater Unconsolidated Zone Background Criteria (filtered) is 1,020 µg/L.
    The MCL for Manganese is 50 µg/L.

- **Nickel**
  - Bedrock Zone: None.
  - Unconsolidated Zone: BKGmw-016 (3.5 µg/L J), CBPmw-006 (1.7 µg/L J), CBPmw-007 (4.4 µg/L J), LL11mw-002 (4.2 µg/L J), LL12mw-186 (2.5 µg/L J), LL4mw-198 (29.6 µg/L), WBGmw-006 (2.2 µg/L J). The Groundwater Unconsolidated Zone Background Criteria (filtered) is 0 µg/L.
    There is no MCL for Nickel. The Region 9 PRG is 730 µg/L.

- **Thallium**
  - Bedrock Zone: LL1mw-078 (0.0777 µg/L J), LL1mw-083 (0.072 µg/L J), LL2mw-059 (0.048 µg/L J), LL2mw-262 (0.026 µg/L J). The Groundwater Bedrock Zone Background Criteria (filtered) is 0 µg/L
  - Unconsolidated Zone: CBPmw-007 (0.031 µg/L J), DA2mw-107 (0.026 µg/L J), LL11mw-002 (0.03 µg/L J), LL12mw-186 0.031 µg/L J), WBGmw-006 (0.025 µg/L J). The Groundwater Unconsolidated Zone Background Criteria (filtered) is 0 µg/L.
    The MCL for Thallium is 2 µg/L.

- **Vanadium**
  - Unconsolidated Zone: LL11mw-002 (3.3 µg/L J). The Groundwater Unconsolidated Zone Background Criteria (filtered) is 0 µg/L.

- **Zinc**
  - Bedrock Zone: None

- Unconsolidated Zone: LL4mw-198 (66.1 µg/L). The Groundwater Unconsolidated Zone Background Criteria (filtered) is 60.9 µg/L. The MCL for zinc is 5,000 µg/L.

Table 3-3 FWGWMP July 2007 Inorganic Analytical Results

Station ID				BKGmw-004	BKGmw-005	BKGmw-006	BKGmw-008	BKGmw-010	BKGmw-012	BKGmw-013
Sample ID		MCL	Region 9 PRG	FWGBKGMW-004C-0460-GF	FWGBKGMW-005C-0461-GF	FWGBKGMW-006C-0462-GF	FWGBKGMW-008C-0463-GF	FWGBKGMW-010C-0464-GF	FWGBKGMW-012C-0465-GF	FWGBKGMW-013C-0466-GF
Date Collected				7/10/2007	7/12/2007	7/12/2007	7/10/2007	7/11/2007	7/10/2007	7/11/2007
Sample Type				Grab	Grab	Grab	Grab	Grab	Grab	Grab
Analyte	Units									
Aluminum	µg/L	NS	36000	**6.2 J**	50 U	50 U	50 U	**107 B, J**	**103**	50 U
Antimony	µg/L	6	15	2 U	2 U	2 U	**0.066 J**	2 U	**0.13 J**	2 U
Arsenic	µg/L	10	0.045	5 U	5 U	5 U	5 U	5 U	5 U	**9.6**
Barium	µg/L	2000	2600	**17.1**	**13.6**	**11**	**4.4 J**	**15**	**227**	**74.1**
Beryllium	µg/L	4	NS	1 U	1 U	1 U	1 U	1 U	1 U	1 U
Cadmium	µg/L	5	NS	0.5 U	0.5 U	0.5 U	0.5 U	0.5 U	0.5 U	0.5 U
Calcium	µg/L	NS	NS	**16200**	**87600**	**71700**	**27900**	**11800**	**26200**	**68300**
Chromium	µg/L	100	NS	5 R	5 U	5 U	5 R	5 U	5 R	5 U
Cobalt	µg/L	NS	730	5 U	5 U	5 U	5 U	5 U	5 U	5 U
Copper	µg/L	1300	1500	5 U	5 U	5 U	5 U	5 U	5 U	5 U
Cyanide	mg/L	0.2	0.73	**0.0051 J**	0.01 U	0.01 U	0.01 U	0.01 U	0.01 U	0.01 U
Iron	µg/L	300	11000	**110 B, J**	**339 B, J**	**1110 B, J**	**98.2 B, J**	**47.1 B, J**	**372**	**1290 J**
Lead	µg/L	15	NS	3 U	3 U	3 U	3 U	3 U	3 U	3 U
Magnesium	µg/L	NS	NS	**5430**	**18700**	**21800**	**11100**	**13800**	**9040**	**22900**
Manganese	µg/L	50	880	**0.98 J**	**0.91 J**	**182**	**0.73 J**	**79.5**	**37.9**	**373**
Mercury	µg/L	2	11	0.2 U	0.2 U	0.2 U	0.2 U	0.2 U	0.2 U	0.2 U
Nickel	µg/L	NS	730	10 U	10 U	10 U	10 U	**23.7**	**2.2 J**	10 U
Potassium	µg/L	NS	NS	**668 J**	**864 J**	**1360 J**	**519 J**	**715 J**	**4100**	**1600 J**
Selenium	µg/L	50	180	5 U	5 U	5 U	5 U	5 U	5 U	5 U
Silver	µg/L	100	180	5 U	5 U	5 U	5 U	5 U	5 U	5 U
Sodium	µg/L	NS	NS	**10700**	**7660**	**41500**	**8800**	**3860**	**40500**	**11000**
Thallium	µg/L	2	2.4	1 U	1 U	1 U	1 U	1 U	1 U	1 U
Vanadium	µg/L	NS	36	10 U	10 U	10 U	10 U	10 U	10 U	10 U
Zinc	µg/L	5000	11000	**2.7 J**	10 U	10 U	10 U	**4.4 J**	**8.2 J**	**3 J**

Notes:

NS = no standard

Bold = detected compound above the MDL

N/A = Not Analyzed

Table 3-3 FWGWMP July 2007 Inorganic Analytical Results

Station ID				BKGmw-015	BKGmw-016	BKGmw-017	BKGmw-018	BKGmw-019	BKGmw-020	BKGmw-021	CBPmw-006
Sample ID		MCL	Region 9 PRG	FWGBKGMW-015C-0467-GF	FWGBKGMW-016C-0468-GF	FWGBKGMW-017C-0469-GF	FWGBKGMW-018C-0470-GF	FWGBKGMW-019C-0471-GF	FWGBKGMW-020C-0472-GF	FWGBKGMW-021C-0473-GF	FWGCBPMW-006C-0474-GF
Date Collected				7/12/2007	7/12/2007	7/12/2007	7/12/2007	7/11/2007	7/11/2007	7/10/2007	7/10/2007
Sample Type				Grab	Grab	Grab	Grab	Grab	Grab	Grab	Grab
Analyte	Units										
Aluminum	µg/L	NS	36000	50 U	**14.8 B, J**	50 U	50 U	**6.9 J**	50 U	50 U	50 U
Antimony	µg/L	6	15	2 U	2 U	**0.18 J**	2 U	2 U	2 U	**0.07 J**	**0.13 J**
Arsenic	µg/L	10	0.045	5 U	5 U	**17.1**	5 U	5 U	5 U	5 U	**11.5**
Barium	µg/L	2000	2600	**220**	**14.1**	**38.8**	**17.4**	**39.3**	**111**	**35.7 J**	**134**
Beryllium	µg/L	4	NS	1 U	1 U	1 U	1 U	1 U	1 U	1 U	1 U
Cadmium	µg/L	5	NS	0.5 U	0.5 U	0.5 U	0.5 U	0.5 U	0.5 U	0.5 U	0.5 U
Calcium	µg/L	NS	NS	**28500**	**9980**	**98300**	**56100**	**112000**	**46900**	**78800 J**	**72800**
Chromium	µg/L	100	NS	5 U	5 U	5 U	5 U	5 U	5 U	5 R	5 R
Cobalt	µg/L	NS	730	5 U	5 U	5 U	5 U	5 U	5 U	5 U	5 U
Copper	µg/L	1300	1500	5 U	5 U	5 U	5 U	5 U	5 U	5 U	5 U
Cyanide	mg/L	0.2	0.73	0.01 U	0.01 U	0.01 U	0.01 U	**0.0042 J**	0.01 U	0.01 U	0.01 U
Iron	µg/L	300	11000	**145 B, J**	**85.2 B, J**	**1420 B, J**	**248 B, J**	**480 J**	**2510 J**	**285 J**	**900 J**
Lead	µg/L	15	NS	3 U	3 U	3 U	3 U	3 U	3 U	3 U	3 U
Magnesium	µg/L	NS	NS	**11700**	**4090**	**41800**	**6000**	**32000**	**14600**	**40800**	**29100**
Manganese	µg/L	50	880	**61.4**	**9.2 J**	**190**	**0.75 J**	**128**	**652**	10 U	**56.9**
Mercury	µg/L	2	11	0.2 U	0.2 U	0.2 U	0.2 U	0.2 U	0.2 U	0.2 U	0.2 U
Nickel	µg/L	NS	730	**2.9 J**	**3.5 J**	10 U	10 U	10 U	10 U	10 U	**1.7 J**
Potassium	µg/L	NS	NS	**4150 J**	**603 J**	**2560 J**	**1240 J**	**1140 J**	**2280 J**	**1030**	**1740**
Selenium	µg/L	50	180	5 U	5 U	5 U	5 U	5 U	5 U	5 U	5 U
Silver	µg/L	100	180	5 U	5 U	5 U	5 U	5 U	5 U	5 U	5 U
Sodium	µg/L	NS	NS	**11900**	**2680**	**20800**	**1120**	**8760**	**7070**	**10300**	**14200**
Thallium	µg/L	2	2.4	1 U	1 U	1 U	1 U	1 U	1 U	1 U	1 U
Vanadium	µg/L	NS	36	10 U	10 U	10 U	10 U	10 U	10 U	10 U	10 U
Zinc	µg/L	5000	11000	**8.9 J**	**3.6 J**	10 U	**2.4 J**	10 U	**3.6 J**	10 U	**5.2 J**

Notes:

NS = no standard

Bold = detected compound above the MDL

N/A = Not Analyzed

Table 3-3 FWGWMP July 2007 Inorganic Analytical Results

Station ID				CBPmw-007	DA2mw-107	LL11mw-002	LL11mw-007	LL12mw-153	LL12mw-182	LL12mw-183
Sample ID		MCL	Region 9 PRG	FWGCBPMW-007C-0475-GF	FWGDA2MW-DET1bR-0476-GF	FWGLL11MW-002C-0478-GF	FWGLL11MW-007C-0479-GF	FWGLL12MW-153C-0480-GF	FWGLL12MW-182C-0481-GF	FWGLL12MW-183C-0482-GF
Date Collected				7/10/2007	7/9/2007	7/11/2007	7/11/2007	7/10/2007	7/10/2007	7/10/2007
Sample Type				Grab	Grab	Grab	Grab	Grab	Grab	Grab
Analyte	Units									
Aluminum	µg/L	NS	36000	**40 J**	50 U	**1430 J**	50 U	50 U	**20.1 J**	50 U
Antimony	µg/L	6	15	**0.34 J**	**0.34 J**	**0.19 J**	2 U	**0.096 J**	2 U	2 U
Arsenic	µg/L	10	0.045	**46.8**	**6.8**	5 U	**20**	**26.9**	**51 J**	**33.3**
Barium	µg/L	2000	2600	**10**	**31.9**	**38.5**	**84**	**74.4**	**79**	**71.8**
Beryllium	µg/L	4	NS	1 U	1 U	1 U	1 U	1 U	1 U	1 U
Cadmium	µg/L	5	NS	0.5 U	0.5 U	**0.87**	0.5 U	0.5 U	0.5 U	0.5 U
Calcium	µg/L	NS	NS	**258000**	**84600**	**94400**	**90500**	**145000**	**83200**	**115000**
Chromium	µg/L	100	NS	5 R	5 R	**2.4 J**	5 U	5 R	5 R	5 R
Cobalt	µg/L	NS	730	**2.1 J**	5 U	**1.7 J**	5 U	5 U	5 U	5 U
Copper	µg/L	1300	1500	5 U	5 U	**2.3 J**	5 U	5 U	5 U	5 U
Cyanide	mg/L	0.2	0.73	0.01 U	0.01 UJ	0.01 U	0.01 U	0.01 U	0.01 U	0.01 U
Iron	µg/L	300	11000	**5940 J**	**1970 J**	**2830 J**	**1460 J**	**4810 J**	**1680 J**	**1670 J**
Lead	µg/L	15	NS	3 U	3 U	3 U	3 U	3 U	3 U	3 U
Magnesium	µg/L	NS	NS	**141000**	**27900**	**29500**	**32200**	**79700**	**65100**	**46100**
Manganese	µg/L	50	880	**119**	**198**	**500**	**203**	**195**	**53.8**	**74.1**
Mercury	µg/L	2	11	0.2 U	0.2 U	0.2 U	0.2 U	0.2 U	0.2 U	0.2 U
Nickel	µg/L	NS	730	**4.4 J**	10 U	**4.2 J**	10 U	10 U	10 U	10 U
Potassium	µg/L	NS	NS	**4960**	**1560 J**	**2060 J**	**1330 J**	**2120**	**4100**	**3800**
Selenium	µg/L	50	180	5 U	5 U	5 U	5 U	5 U	5 U	5 U
Silver	µg/L	100	180	5 U	5 U	5 U	5 U	5 U	5 U	5 U
Sodium	µg/L	NS	NS	**88000**	**9300**	**9170**	**12900**	**25100**	**26300**	**17600**
Thallium	µg/L	2	2.4	**0.031 J**	**0.026 J**	**0.03 J**	1 U	1 U	1 U	1 U
Vanadium	µg/L	NS	36	10 U	10 U	**3.3 J**	10 U	10 U	10 U	10 U
Zinc	µg/L	5000	11000	**3.2 J**	10 U	**23.5 J**	**3.7 J**	**4.6 J**	**3.8 J**	**5.3 J**

Notes:

NS = no standard

Bold = detected compound above the MDL

N/A = Not Analyzed

Table 3-3 FWGWMP July 2007 Inorganic Analytical Results

Station ID				LL12mw-186	LL1mw-078	LL1mw-080	LL1mw-083	LL2mw-059	LL2mw-262	LL2mw-263
Sample ID		MCL	Region 9 PRG	FWGLL12MW-186C-0483-GF	FWGLL1mw-078C-0484-GF	FWGLL1mw-080C-0485-GF	FWGLL1mw-083C-0486-GF	FWGLL2mw-059c-0487-GF	FWGLL2mw-262C-0488-GF	FWGLL2mw-263C-0489-GF
Date Collected				7/10/2007	7/9/2007	7/9/2007	7/9/2007	7/9/2007	7/9/2007	7/9/2007
Sample Type				Grab	Grab	Grab	Grab	Grab	Grab	Grab
Analyte	Units									
Aluminum	µg/L	NS	36000	**6.4 J**	**18.8 J**	50 U	**730 J**	50 U	50 **U**	50 U
Antimony	µg/L	6	15	**0.17 J**	2 U	**0.18 J**	2 U	**0.16 J**	**0.087 J**	**0.066 J**
Arsenic	µg/L	10	0.045	5 U	5 U	5 U	5 U	5 U	5 U	**14.4**
Barium	µg/L	2000	2600	**45**	**6.4 J**	**9.5 J**	**16.4**	**13.4**	**13.1**	**16.4**
Beryllium	µg/L	4	NS	1 U	1 U	1 U	**0.26 J**	1 U	1 U	1 U
Cadmium	µg/L	5	NS	0.5 U	0.5 U	0.5 U	**0.31 J**	0.5 U	0.5 U	0.5 U
Calcium	µg/L	NS	NS	**135000**	**53100**	**88300**	**16400**	**24700**	**43100**	**28100**
Chromium	µg/L	100	NS	5 R	5 R	5 R	5 R	5 R	5 R	5 R
Cobalt	µg/L	NS	730	**1.9 J**	5 U	5 U	**7.5**	**3.7 J**	**1.6 J**	**2.3 J**
Copper	µg/L	1300	1500	5 U	5 U	5 U	5 U	5 U	5 U	5 U
Cyanide	mg/L	0.2	0.73	**0.025**	0.01 UJ	0.01 U	0.01 UJ	0.01 UJ	0.01 UJ	0.01 UJ
Iron	µg/L	300	11000	**941 J**	**192 J**	**316 J**	**82.5 B,J**	**435 J**	**142 J**	**5460 J**
Lead	µg/L	15	NS	3 U	3 U	3 U	3 U	3 U	3 U	3 U
Magnesium	µg/L	NS	NS	**61300**	**7460**	**6490**	**4560**	**7970**	**33300**	**11900**
Manganese	µg/L	50	880	**398**	**18.4**	**6.9 J**	**394**	**259**	**266**	**1370**
Mercury	µg/L	2	11	0.2 U	0.2 U	0.2 U	0.2 U	0.2 U	0.2 U	0.2 U
Nickel	µg/L	NS	730	**2.5 J**	**3.7 J**	**4.7 J**	**28.4**	**4.5 J**	**15.1**	**4.9 J**
Potassium	µg/L	NS	NS	**1560**	**2170 J**	**1950**	**2170 J**	**703 J**	**1810 J**	**567 J**
Selenium	µg/L	50	180	5 U	5 U	5 U	5 U	5 U	5 U	5 U
Silver	µg/L	100	180	5 U	5 U	5 U	5 U	5 U	5 U	5 U
Sodium	µg/L	NS	NS	**15300**	**5650**	**1830**	**13500**	**4670**	**9370**	**3450**
Thallium	µg/L	2	2.4	**0.031 J**	**0.077 J**	1 U	**0.072 J**	**0.048 J**	**0.026 J**	1 U
Vanadium	µg/L	NS	36	10 U	10 U	10 U	10 U	10 U	10 U	10 U
Zinc	µg/L	5000	11000	**4.3 J**	**6.2 J**	**3.1 J**	**29.3 J**	**3.2 J**	**3.1 J**	10 U

Notes:

NS = no standard

Bold = detected compound above the MDL

N/A = Not Analyzed

Table 3-3 FWGWMP July 2007 Inorganic Analytical Results

Station ID				LL3mw-238	LL3mw-242	LL4mw-198	LL4mw-199	WBGmw-006	WBGmw-007	WBGmw-009
Sample ID		MCL	Region 9 PRG	FWGLL3mw-238C-0490-GF	FWGLL3MW-242C-0491-GF	FWGLL4MW-198C-0492-GF	FWGLL4MW-199C-0493-GF	FWGWBGMW-006C-0494-GF	FWGWBGMW-007C-0495-GF	FWGWBGMW-009C-0496-GF
Date Collected				7/11/2007	7/11/2007	7/9/2007	7/9/2007	7/11/2007	7/11/2007	7/11/2007
Sample Type				Grab	Grab	Grab	Grab	Grab	Grab	Grab
Analyte	Units									
Aluminum	µg/L	NS	36000	**20.8 B, J**	50 U	**1540 J**	50 U	50 U	50 U	50 U
Antimony	µg/L	6	15	2 U	2 U	**0.11 J**	2 U	2 U	2 U	**0.16 J**
Arsenic	µg/L	10	0.045	5 U	5 U	5 U	**12**	5 U	**4.8 J**	5 U
Barium	µg/L	2000	2600	**5.2 J**	**8.8 J**	**20.1**	**105**	**25**	**36.6**	**13**
Beryllium	µg/L	4	NS	1 U	1 U	1 U	1 U	1 U	1 U	1 U
Cadmium	µg/L	5	NS	0.5 U	0.5 U	0.5 U	0.5 U	0.5 U	0.5 U	0.5 U
Calcium	µg/L	NS	NS	**34700**	**15900**	**28800**	**90300**	**68100**	**64800**	**83300**
Chromium	µg/L	100	NS	5 U	5 U	5 R	5 R	5 U	5 U	5 U
Cobalt	µg/L	NS	730	5 U	5 U	**1.6 J**	5 U	**1.4 J**	5 U	5 U
Copper	µg/L	1300	1500	5 U	5 U	**2.5 J**	5 U	5 U	5 U	5 U
Cyanide	mg/L	0.2	0.73	0.01 U	0.01 U	0.01 UJ	0.01 UJ	0.01 U	0.01 U	0.01 U
Iron	µg/L	300	11000	**204 J**	**63.8 B, J**	**10400 J**	**3770 J**	**254 J**	**604 J**	**362 J**
Lead	µg/L	15	NS	3 U	3 U	3 U	3 U	3 U	3 U	3 U
Magnesium	µg/L	NS	NS	**4460**	**6730**	**13700**	**22400**	**22400**	**17300**	**25500**
Manganese	µg/L	50	880	**2.9 J**	**113**	**1050**	**410**	**55.3**	**118**	**106**
Mercury	µg/L	2	11	0.2 U	0.2 U	0.2 U	0.2 U	0.2 U	0.2 U	0.2 U
Nickel	µg/L	NS	730	10 U	**12.2**	**29.6**	10 U	**2.2 J**	10 U	10 U
Potassium	µg/L	NS	NS	**1600 J**	**929 J**	**1550 J**	**1270 J**	**837 J**	**1120 J**	**850 J**
Selenium	µg/L	50	180	**2.9 J**	5 U	5 U	5 U	5 U	5 U	5 U
Silver	µg/L	100	180	5 U	5 U	5 U	5 U	5 U	5 U	5 U
Sodium	µg/L	NS	NS	**1370**	**12700**	**8740**	**9140**	**6500**	**4990**	**4330**
Thallium	µg/L	2	2.4	1 U	1 U	**0.11 J**	1 U	**0.025 J**	1 U	1 U
Vanadium	µg/L	NS	36	10 U	10 U	**3.3 J**	10 U	10 U	10 U	10 U
Zinc	µg/L	5000	11000	10 U	**7.8 J**	**66.1 J**	**3.8 J**	**3.6 J**	10 U	10 U

Notes:

NS = no standard

Bold = detected compound above the MDL

N/A = Not Analyzed

Table 3-3 FWGWMP July 2007 Inorganics Analytical Results

Data Qualifiers

Data qualifier flags are used in an effort to describe the quality of each piece of data for each constituent. These flags are letter codes appended to the numerical data. The following data qualifiers are specified in the USACE Louisville Chemistry Guidelines (LCG). For a complete explanation of qualifiers used for each constituent please refer to the Data Verification Summaries in Appendix B.

U- The analyte was analyzed for but not detected. The numerical value preceding the U is the associated reporting limit.

J- The identification of the analyte is acceptable, but the quality assurance criteria indicate that the quantitative values may be outside the normal expected range of precision (i.e., the quantitative value is estimated). Examples include:
- Results detected above the laboratory MDL but less than the laboratory reporting limit.
- MS/MSD percent recoveries outside the acceptance criteria.
- Laboratory control sample (LCS) percent recoveries outside acceptance criteria.

R- Data are considered to be rejected and shall not be used. This flag denotes the failure of quality control criteria such that it cannot be determined if the analyte is present or absent from the sample [e.g., the method reporting limit (MRL) verification standard was below quality control guidelines; associated sample results that were non-detect are unusable].

UJ- This flag is a combination of the U and J qualifiers which indicate that the analyte is not present. The reported value is considered to be an estimated reporting limit (RL).

B- The B flag is used for both organic and inorganic analyses when the analyte is found in the method blank or any of the field blanks. This designation overrides the Contract Laboratory Program (CLP) “B” designation when used by the laboratory as an estimated value for inorganics.

Table 3-4 RVAAP Facility-wide Background Criteria, (SAIC, 2001b)

Media Units	Surface Soil mg/kg	Subsurface Soil mg/kg	Sediment mg/kg	Surface Water ug/L	Groundwater Bedrock Zone Filtered ug/L	Groundwater Bedrock Zone Unfiltered ug/L	Groundwater Unconsolidated Zone Filtered ug/L	Groundwater Unconsolidated Unfiltered ug/L
Analyte								
Cyanide	0	0	0	0	0	0	0	0
Aluminum	17700	19500	13900	3370	0	9410	0	0
Antimony	0.96	0.96	0	0	0	0	0	0
Arsenic	15.4	19.8	19.5	3.2	0	19.1	11.7	11.7
Barium	88.4	124	123	47.5	256	241	82.1	82.1
Beryllium	0.88	0.88	0.38	0	0	0	0	0
Cadmium	0	0	0	0	0	0	0	0
Calcium	15800	35500	5510	41400	53100	48200	115000	115000
Chromium	17.4	27.2	18.1	0	0	19.5	7.3	7.3
Cobalt	10.4	23.2	9.1	0	0	0	0	0
Copper	17.7	32.3	27.6	7.9	0	17	0	0
Iron	23100	35200	28200	2560	1430	21500	279	279
Lead	26.1	19.1	27.4	0	0	23	0	0
Magnesium	3030	8790	2760	10800	15000	13700	43300	43300
Manganese	1450	3030	1950	391	1340	1260	1020	1020
Mercury	0.036	0.044	0.059	0	0	0	0	0
Nickel	21.1	60.7	17.7	0	83.4	85.3	0	0
Potassium	927	3350	1950	3170	5770	6060	2890	2890
Selenium	104	105	107	0	0	0	0	0
Silver	0	0	0	0	0	0	0	0
Sodium	123	145	112	21300	51400	49700	45700	45700
Thallium	0	0.91	0.89	0	0	0	0	0
Vanadium	31.1	37.6	26.1	0	0	15.5	0	0
Zinc	61.8	93.3	532	42	52.3	193	60.9	60.9

3.2.3 Volatile Organic Compounds (VOCs)

VOC analytical results are summarized in Table 3-5. The following VOCs were detected above the MDL for this sampling event.

- Acetone – BKGmw-015 (1.3 μg/L J), BKGmw-018 (1.1 μg/L J). There is no MCL for acetone. The Region 9 PRG is 5,500 μg/L.

- Chloromethane – BKGmw-018 (0.049 μg/L J), BKGmw-021 (0.037 μg/L J), LL4mw-199 (0.038 μg/L J). There is no MCL for chloromethane. The Region 9 PRG is 160 μg/L.

- Benzene - BKGmw-012 (0.54 μg/L J). The MCL for benzene is 5 ug/L.

- 1,1-Dichloroethene – WBGmw-007 (0. 32 μg/L J). There is no MCL for 1,1-Dichloroethene. The Region 9 PRG is 810 μg/L.

3.2.4 Semivolatile Organic Compounds (SVOCs)

SVOC analytical results are summarized in Table 3-6. The following SVOCs were detected above the MDL for this sampling event. Note that 2,4-Dinitrotoluene and 2,6-Dinitrotoluene are analyzed and reported under both SW-846 Methods 8330 (explosives and propellants and 8270 (SVOCs).

- Bis(2-Ethylhexyl)phthalate – BKGmw-005 (1.1μg/L J), BKGmw-006 (1 μg/L J), BKGmw-008 (3.3 μg/L J), BKGmw-010 (2.1 μg/L), BKGmw-012 (2.4 μg/L J), BKGmw-013 (3.5 μg/L J), BKGmw-017 (1.3 μg/L J), BKGmw-021 (0.88 μg/L J), LL1mw-078 (0.96 μg/L J), LL1mw-080 (3 μg/L J**),** LL2mw-059 (1.3 μg/L J), LL11mw-002 (1.7 μg/L J), LL12mw-182 (3.7 μg/L J), LL12mw-183 (2.1 μg/L J), LL12mw-186 (0.97 μg/L J), LL3mw-238 (1.4 μg/L J)**,** LL3mw-242 (1.5 μg/L J), DA2mw-107 (5.3 μg/L J), CBPmw-006 (2.5 μg/L J), CBPmw-007 (4.7 μg/L J), WBGmw-006 (1.1 μg/L J), WBGmw-007 (2.5 μg/L J)**.** There is no MCL for Bis(2-Ethylhexyl)phthalate. The Region 9 PRG is 4.8 μg/L.

- 2,4-Dinitrotoluene – LL1mw-083 (2.1 μg/L J). There is no MCL for 2,4-Dinitrotoluene. The Region 9 PRG is 73 μg/L.

- Diethyl Phthalate – LL11mw-002 (1.3 μg/L). There is no MCL or Region 9 PRG for Diethyl Phthalate.

3.2.5 Pesticides and Polychlorinated Biphenyls (PCBs)

Pesticides and PCBs analytical results are summarized in Table 3-7. PCBs were not detected above reporting limits. The following pesticides were detected above the MDL for this sampling event.

- beta-BHC – BKGmw-012 (0.017 µg/L J), LL11mw-002 (0.013 µg/L J), LL2mw-059 (0.0084 µg/L J). There is no MCL for beta-BHC. The Region 9 PRG is 0.032 µg/L.

- delta-BHC – BKGmw-010 (0.0066 µg/L J). There is no MCL or Region 9 PRG for delta-BHC.

- alpha-Chordane – BKGmw-010 (0.009 µg/L J). There is no MCL or Region 9 PRG for alpha-Chordane.

Table 3-5 FWGWMP July 2007 VOCs Analytical Results

Station ID				BKGmw-004	BKGmw-005	BKGmw-006	BKGmw-008	BKGmw-010	BKGmw-012	BKGmw-013	BKGmw-015
Sample ID		MCL	Region 9 PRG	FWGBKGMW-004C-0460-GW	FWGBKGMW-005C-0461-GW	FWGBKGMW-006C-0462-GW	FWGBKGMW-008C-0463-GW	FWGBKGMW-010C-0464-GW	FWGBKGMW-012C-0465-GW	FWGBKGMW-013C-0466-GW	FWGBKGMW-015C-0467-GW
Date Collected				7/10/2007	7/12/2007	7/12/2007	7/10/2007	7/10/2007	7/10/2007	7/11/2007	7/12/2007
Sample Type				Grab	Grab	Grab	Grab	Grab	Grab	Grab	Grab
Analyte	Units										
1,1,1-Trichloroethane	µg/L	NS	3200	1 U	1 U	1 U	1 U	1 U	1 U	1 U	1 U
1,1,2,2-Tetrachloroethane	µg/L	NS	0.43	1 U	1 U	1 U	1 U	1 U	1 U	1 U	1 U
1,1,2-Trichloroethane	µg/L	NS	0.2	1 U	1 U	1 U	1 U	1 U	1 U	1 U	1 U
1,1-Dichloroethane	µg/L	7	NS	1 U	1 U	1 U	1 U	1 U	1 U	1 U	1 U
1,1-Dichloroethene (total)	µg/L	NS	810	1 U	1 U	1 U	1 U	1 U	1 U	1 U	1 U
1,2-Dibromoethane	µg/L	NS	0.0053	1 U	1 U	1 U	1 U	1 U	1 U	1 U	1 U
1,2-Dichloroethane	µg/L	5	0.12	1 U	1 U	1 U	1 U	1 U	1 U	1 U	1 U
1,2-Dichloroethene (total)	µg/L	NS	NS	1 U	1 U	1 U	1 U	1 U	1 U	1 U	1 U
1,2-Dichloropropane	µg/L	5	0.16	1 U	1 U	1 U	1 U	1 U	1 U	1 U	1 U
2-Butanone	µg/L	NS	7000	10 UJ	10 U	10 U	10 UJ	10 U	10 UJ	10 U	10 U
2-Hexanone	µg/L	NS	NS	10 R	10 U	10 U	10 R	10 R	10 R	10 R	10 U
4-Methyl-2-pentanone	µg/L	NS	NS	10 UJ	10 U	10 U	10 UJ	10 UJ	10 UJ	10 UJ	10 U
Acetone	µg/L	NS	5500	10 R	10 R	10 R	10 R	10 R	10 R	10 R	**1.3 J**
Benzene	µg/L	5	0.35	1 U	1 U	1 U	1 U	1 U	**0.54 J**	1 U	1 U
Bromochloromethane	µg/L	NS	NS	1 U	1 U	1 U	1 U	1 U	1 U	1 U	1 U
Bromodichloromethane	µg/L	NS	0.13	1 U	1 U	1 U	1 U	1 U	1 U	1 U	1 U
Bromoform	µg/L	NS	8.5	1 U	1 U	1 U	1 U	1 U	1 U	1 U	1 U
Bromomethane	µg/L	NS	8.7	1 UJ	1 U	1 U	1 UJ	1 UJ	1 UJ	1 UJ	1 U
Carbon disulfide	µg/L	NS	1000	1 U	1 U	1 U	1 U	1 U	1 U	1 U	1 U
Carbon tetrachloride	µg/L	5	0.17	1 U	1 U	1 U	1 U	1 U	1 U	1 U	1 U
Chlorobenzene	µg/L	NS	110	1 U	1 U	1 U	1 U	1 U	1 U	1 U	1 U
Chloroethane	µg/L	NS	4.6	1 U	1 U	1 U	1 U	1 UJ	1 U	1 UJ	1 U
Chloroform	µg/L	NS	0.17	1 U	1 U	1 U	1 U	1 U	1 U	1 U	1 U
Chloromethane	µg/L	NS	160	1 U	1 U	1 U	1 U	1 U	1 U	1 U	1 U
cis-1,2-dichloroethene	µg/L	70	61	1 U	1 U	1 U	1 U	1 U	1 U	1 U	1 U
cis-1,3-Dichloropropene	µg/L	NS	0.4	1 U	1 U	1 U	1 U	1 U	1 U	1 U	1 U
Dibromochloromethane	µg/L	NS	0.13	1 U	1 U	1 U	1 U	1 U	1 U	1 U	1 U
Ethylbenzene	µg/L	700	1300	1 U	1 U	1 U	1 U	1 U	1 U	1 U	1 U
m&p-xylenes	µg/L	NS	NS	2 U	2 U	2 U	2 U	2 UJ	2 U	2 UJ	2 U
Methylene chloride	µg/L	NS	1300	2 U	2 U	2 U	2 U	2 R	2 U	2 R	2 U
o-xylene	µg/L	NS	NS	1 U	1 U	1 U	1 U	1 UJ	1 U	1 UJ	1 U
Styrene	µg/L	100	1600	1 U	1 U	1 U	1 U	1 U	1 U	1 U	1 U
Tetrachloroethene	µg/L	5	0.1	1 U	1 U	1 U	1 U	1 U	1 U	1 U	1 U
Toluene	µg/L	1000	720	1 U	1 U	1 U	1 U	1 U	0.45 UJ	1 U	1 U
Total Xylenes	µg/L	10000	10000	2 U	2 U	2 U	2 U	2 UJ	2 U	2 UJ	2 U
trans-1,2-dichloroethene	µg/L	100	120	1 U	1 U	1 U	1 U	1 U	1 U	1 U	1 U
trans-1,3-Dichloropropene	µg/L	NS	0.4	1 U	1 U	1 U	1 U	1 U	1 U	1 U	1 U
Trichloroethene	µg/L	5	0.028	1 U	1 U	1 U	1 U	1 U	1 U	1 U	1 U
Vinyl chloride	µg/L	2	0.02	1 U	1 U	1 U	1 U	1 U	1 U	1 U	1 U

Notes:

NS = no standard

Bold = detected compound above the MDL

N/A = Not Analyzed

Table 3-5 FWGWMP July 2007 VOCs Analytical Results

Station ID				BKGmw-016	BKGmw-017	BKGmw-018	BKGmw-019	BKGmw-020	BKGmw-021	CBPmw-006
Sample ID		MCL	Region 9 PRG	FWGBKGMW-016C-0468-GW	FWGBKGMW-017C-0469-GW	FWGBKGMW-018C-0470-GW	FWGBKGMW-019C-0471-GW	FWGBKGMW-020C-0472-GW	FWGBKGMW-021C-0473-GW	FWGCBPMW-006C-0474-GW
Date Collected				7/12/2007	7/12/2007	7/12/2007	7/11/2007	7/11/2007	7/10/2007	7/10/2007
Sample Type				Grab	Grab	Grab	Grab	Grab	Grab	Grab
Analyte	Units									
1,1,1-Trichloroethane	µg/L	NS	3200	1 U	1 U	1 U	1 UJ	1 U	1 U	1 U
1,1,2,2-Tetrachloroethane	µg/L	NS	0.43	1 U	1 U	1 U	1 UJ	1 U	1 U	1 U
1,1,2-Trichloroethane	µg/L	NS	0.2	1 U	1 U	1 U	1 UJ	1 U	1 U	1 U
1,1-Dichloroethane	µg/L	7	NS	1 U	1 U	1 U	1 UJ	1 U	1 U	1 U
1,1-Dichloroethene (total)	µg/L	NS	810	1 U	1 U	1 U	1 UJ	1 U	1 U	1 U
1,2-Dibromoethane	µg/L	NS	0.0053	1 U	1 U	1 U	1 UJ	1 U	1 U	1 U
1,2-Dichloroethane	µg/L	5	0.12	1 U	1 U	1 U	1 UJ	1 U	1 U	1 U
1,2-Dichloroethene (total)	µg/L	NS	NS	1 U	1 U	1 U	1 UJ	1 U	1 U	1 U
1,2-Dichloropropane	µg/L	5	0.16	1 U	1 U	1 U	1 UJ	1 U	1 U	1 U
2-Butanone	µg/L	NS	7000	10 U	10 U	10 U	10 UJ	10 U	10 UJ	10 UJ
2-Hexanone	µg/L	NS	NS	10 U	10 U	10 U	10 UJ	10 R	10 R	10 R
4-Methyl-2-pentanone	µg/L	NS	NS	10 U	10 U	10 U	10 UJ	10 UJ	10 UJ	10 UJ
Acetone	µg/L	NS	5500	10 R	10 R	**1.1 J**	10 R	10 R	10 R	10 R
Benzene	µg/L	5	0.35	1 U	1 U	1 U	1 UJ	1 U	1 U	1 U
Bromochloromethane	µg/L	NS	NS	1 U	1 U	1 U	1 UJ	1 U	1 U	1 U
Bromodichloromethane	µg/L	NS	0.13	1 U	1 U	1 U	1 UJ	1 U	1 U	1 U
Bromoform	µg/L	NS	8.5	1 U	1 U	1 U	1 UJ	1 U	1 U	1 U
Bromomethane	µg/L	NS	8.7	1 U	1 U	1 U	1 UJ	1 UJ	1 UJ	1 UJ
Carbon disulfide	µg/L	NS	1000	1 U	1 U	1 U	1 UJ	1 U	1 U	1 U
Carbon tetrachloride	µg/L	5	0.17	1 U	1 U	1 U	1 UJ	1 U	1 U	1 U
Chlorobenzene	µg/L	NS	110	1 U	1 U	1 U	1 UJ	1 U	1 U	1 U
Chloroethane	µg/L	NS	4.6	1 U	1 U	1 U	1 UJ	1 UJ	1 U	1 U
Chloroform	µg/L	NS	0.17	1 U	1 U	1 U	1 UJ	1 U	1 U	1 U
Chloromethane	µg/L	NS	160	1 U	1 U	**0.49 J**	1 UJ	1 U	**0.37 J**	1 U
cis-1,2-dichloroethene	µg/L	70	61	1 U	1 U	1 U	1 UJ	1 U	1 U	1 U
cis-1,3-Dichloropropene	µg/L	NS	0.4	1 U	1 U	1 U	1 UJ	1 U	1 U	1 U
Dibromochloromethane	µg/L	NS	0.13	1 U	1 U	1 U	1 UJ	1 U	1 U	1 U
Ethylbenzene	µg/L	700	1300	1 U	1 U	1 U	1 UJ	1 U	1 U	1 U
m&p-xylenes	µg/L	NS	NS	2 U	2 U	2 U	2 UJ	2 UJ	2 U	2 U
Methylene chloride	µg/L	NS	1300	2 U	2 U	2 U	2 UJ	2 R	2 U	2 U
o-xylene	µg/L	NS	NS	1 U	1 U	1 U	1 UJ	1 UJ	1 U	1 U
Styrene	µg/L	100	1600	1 U	1 U	1 U	1 UJ	1 U	1 U	1 U
Tetrachloroethene	µg/L	5	0.1	1 U	1 U	1 U	1 UJ	1 U	1 U	1 U
Toluene	µg/L	1000	720	1 U	1 U	1 U	1 UJ	1 U	1 U	0.59 UJ
Total Xylenes	µg/L	10000	10000	2 U	2 U	2 U	2 UJ	2 UJ	2 U	2 U
trans-1,2-dichloroethene	µg/L	100	120	1 U	1 U	1 U	1 UJ	1 U	1 U	1 U
trans-1,3-Dichloropropene	µg/L	NS	0.4	1 U	1 U	1 U	1 UJ	1 U	1 U	1 U
Trichloroethene	µg/L	5	0.028	1 U	1 U	1 U	1 UJ	1 U	1 U	1 U
Vinyl chloride	µg/L	2	0.02	1 U	1 U	1 U	1 UJ	1 U	1 U	1 U

Notes:

NS = no standard

Bold = detected compound above the MDL

N/A = Not Analyzed

Table 3-5 FWGWMP July 2007 VOCs Analytical Results

Station ID				CBPmw-007	DA2mw-107	LL11mw-002	LL11mw-007	LL12mw-153	LL12mw-182	LL12mw-183
Sample ID		MCL	Region 9 PRG	FWGCBPMW-007C-0475-GW	DET1bR-0476-GW	FWGLL11MW-002C-0478-GW	FWGLL11MW-007C-0479-GW	FWGLL12MW-153C-0480-GW	FWGLL12MW-182C-0481-GW	FWGLL12MW-183C-0482-GW
Date Collected				7/10/2007	7/9/2007	7/11/2007	7/11/2007	7/10/2007	7/10/2007	7/10/2007
Sample Type				Grab	Grab	Grab	Grab	Grab	Grab	Grab
Analyte	Units									
1,1,1-Trichloroethane	µg/L	NS	3200	1 U	1 U	1 U	1 U	1 U	1 U	1 U
1,1,2,2-Tetrachloroethane	µg/L	NS	0.43	1 U	1 U	1 U	1 U	1 U	1 U	1 U
1,1,2-Trichloroethane	µg/L	NS	0.2	1 U	1 U	1 U	1 U	1 U	1 U	1 U
1,1-Dichloroethane	µg/L	7	NS	1 U	1 U	1 U	1 U	1 U	1 U	1 U
1,1-Dichloroethene (total)	µg/L	NS	810	1 U	1 U	1 U	1 U	1 U	1 U	1 U
1,2-Dibromoethane	µg/L	NS	0.0053	1 U	1 U	1 U	1 U	1 U	1 U	1 U
1,2-Dichloroethane	µg/L	5	0.12	1 U	1 U	1 U	1 U	1 U	1 U	1 U
1,2-Dichloroethene (total)	µg/L	NS	NS	1 U	1 U	1 U	1 U	1 U	1 U	1 U
1,2-Dichloropropane	µg/L	5	0.16	1 U	1 U	1 U	1 U	1 U	1 U	1 U
2-Butanone	µg/L	NS	7000	10 UJ	10 R	10 U	10 U	10 UJ	10 UJ	10 UJ
2-Hexanone	µg/L	NS	NS	10 R	10 R	10 R	10 R	10 R	10 R	10 R
4-Methyl-2-pentanone	µg/L	NS	NS	10 UJ	10 UJ	10 UJ	10 UJ	10 UJ	10 UJ	10 UJ
Acetone	µg/L	NS	5500	10 R	10 R	10 R	10 R	10 R	10 R	10 R
Benzene	µg/L	5	0.35	1 U	1 U	1 U	1 U	1 U	1 U	1 U
Bromochloromethane	µg/L	NS	NS	1 U	1 U	1 U	1 U	1 U	1 U	1 U
Bromodichloromethane	µg/L	NS	0.13	1 U	1 U	1 U	1 U	1 U	1 U	1 U
Bromoform	µg/L	NS	8.5	1 U	1 U	1 U	1 U	1 U	1 U	1 U
Bromomethane	µg/L	NS	8.7	1 UJ	1 UJ	1 UJ	1 UJ	1 UJ	1 UJ	1 UJ
Carbon disulfide	µg/L	NS	1000	1 U	1 U	1 U	1 U	1 U	1 U	1 U
Carbon tetrachloride	µg/L	5	0.17	1 U	1 U	1 U	1 U	1 U	1 U	1 U
Chlorobenzene	µg/L	NS	110	1 U	1 U	1 U	1 U	1 U	1 U	1 U
Chloroethane	µg/L	NS	4.6	1 U	1 U	1 UJ	1 UJ	1 U	1 U	1 U
Chloroform	µg/L	NS	0.17	1 U	1 U	1 U	1 U	1 U	1 U	1 U
Chloromethane	µg/L	NS	160	1 U	1 U	1 U	1 U	1 U	1 U	1 U
cis-1,2-dichloroethene	µg/L	70	61	1 U	1 U	1 U	1 U	1 U	1 U	1 U
cis-1,3-Dichloropropene	µg/L	NS	0.4	1 U	1 U	1 U	1 U	1 U	1 U	1 U
Dibromochloromethane	µg/L	NS	0.13	1 U	1 U	1 U	1 U	1 U	1 U	1 U
Ethylbenzene	µg/L	700	1300	1 U	1 U	1 U	1 U	1 U	1 U	1 U
m&p-xylenes	µg/L	NS	NS	2 U	2 U	2 UJ	2 UJ	2 U	2 U	2 U
Methylene chloride	µg/L	NS	1300	2 U	2 U	2 R	2 R	2 U	2 U	2 U
o-xylene	µg/L	NS	NS	1 U	1 U	1 UJ	1 UJ	1 U	1 U	1 U
Styrene	µg/L	100	1600	1 U	1 U	1 U	1 U	1 U	1 U	1 U
Tetrachloroethene	µg/L	5	0.1	1 U	1 U	1 U	1 U	1 U	1 U	1 U
Toluene	µg/L	1000	720	1 U	1 U	1 U	1 U	1 U	1 U	1 U
Total Xylenes	µg/L	10000	10000	2 U	2 U	2 UJ	2 UJ	2 U	2 U	2 U
trans-1,2-dichloroethene	µg/L	100	120	1 U	1 U	1 U	1 U	1 U	1 U	1 U
trans-1,3-Dichloropropene	µg/L	NS	0.4	1 U	1 U	1 U	1 U	1 U	1 U	1 U
Trichloroethene	µg/L	5	0.028	1 U	1 U	1 U	1 U	1 U	1 U	1 U
Vinyl chloride	µg/L	2	0.02	1 U	1 U	1 U	1 U	1 U	1 U	1 U

Notes:

NS = no standard

Bold = detected compound above the MDL

N/A = Not Analyzed

Table 3-5 FWGWMP July 2007 VOCs Analytical Results

Station ID				LL12mw-186	LL1mw-078	LL1mw-080	LL1mw-083	LL2mw-059	LL2mw-262	LL2mw-263
Sample ID		MCL	Region 9 PRG	FWGLL12MW-186C-0483-GW	FWGLL1mw-078C-0484-GW	FWGLL1mw-080C-0485-GW	FWGLL1mw-083C-0486-GW	FWGLL2mw-059C-0487-GW	FWGLL2mw-262C-0488-GW	FWGLL2mw-263C-0489-GW
Date Collected				7/10/2007	7/9/2007	7/9/2007	7/9/2007	7/9/2007	7/9/2007	7/9/2007
Sample Type				Grab	Grab	Grab	Grab	Grab	Grab	Grab
Analyte	Units									
1,1,1-Trichloroethane	µg/L	NS	3200	1 U	1 U	1 U	1 U	1 U	1 U	1 U
1,1,2,2-Tetrachloroethane	µg/L	NS	0.43	1 U	1 U	1 U	1 U	1 U	1 U	1 U
1,1,2-Trichloroethane	µg/L	NS	0.2	1 U	1 U	1 U	1 U	1 U	1 U	1 U
1,1-Dichloroethane	µg/L	7	NS	1 U	1 U	1 U	1 U	1 U	1 U	1 U
1,1-Dichloroethene (total)	µg/L	NS	810	1 U	1 U	1 U	1 U	1 U	1 U	1 U
1,2-Dibromoethane	µg/L	NS	0.0053	1 U	1 U	1 U	1 U	1 U	1 U	1 U
1,2-Dichloroethane	µg/L	5	0.12	1 U	1 U	1 U	1 U	1 U	1 U	1 U
1,2-Dichloroethene (total)	µg/L	NS	NS	1 U	1 U	1 U	1 U	1 U	1 U	1 U
1,2-Dichloropropane	µg/L	5	0.16	1 U	1 U	1 U	1 U	1 U	1 U	1 U
2-Butanone	µg/L	NS	7000	10 UJ	10 R	10 UJ	10 R	10 R	10 R	10 R
2-Hexanone	µg/L	NS	NS	10 R	10 R	10 R	10 R	10 R	10 R	10 R
4-Methyl-2-pentanone	µg/L	NS	NS	10 UJ	10 UJ	10 UJ	10 UJ	10 UJ	10 UJ	10 UJ
Acetone	µg/L	NS	5500	10 R	10 R	10 R	10 R	10 R	10 R	10 R
Benzene	µg/L	5	0.35	1 U	1 U	1 U	1 U	1 U	1 U	1 U
Bromochloromethane	µg/L	NS	NS	1 U	1 U	1 U	1 U	1 U	1 U	1 U
Bromodichloromethane	µg/L	NS	0.13	1 U	1 U	1 U	1 U	1 U	1 U	1 U
Bromoform	µg/L	NS	8.5	1 U	1 U	1 U	1 U	1 U	1 U	1 U
Bromomethane	µg/L	NS	8.7	1 UJ	1 UJ	1 UJ	1 UJ	1 UJ	1 UJ	1 UJ
Carbon disulfide	µg/L	NS	1000	1 U	1 U	1 U	1 U	1 U	1 U	1 U
Carbon tetrachloride	µg/L	5	0.17	1 U	1 U	1 U	1 U	1 U	1 U	1 U
Chlorobenzene	µg/L	NS	110	1 U	1 U	1 U	1 U	1 U	1 U	1 U
Chloroethane	µg/L	NS	4.6	1 U	1 U	1 U	1 U	1 U	1 U	1 U
Chloroform	µg/L	NS	0.17	1 U	1 U	1 U	1 U	1 U	1 U	1 U
Chloromethane	µg/L	NS	160	1 U	1 U	1 U	1 U	1 U	1 U	1 U
cis-1,2-dichloroethene	µg/L	70	61	1 U	1 U	1 U	1 U	1 U	1 U	1 U
cis-1,3-Dichloropropene	µg/L	NS	0.4	1 U	1 U	1 U	1 U	1 U	1 U	1 U
Dibromochloromethane	µg/L	NS	0.13	1 U	1 U	1 U	1 U	1 U	1 U	1 U
Ethylbenzene	µg/L	700	1300	1 U	1 U	1 U	1 U	1 U	1 U	1 U
m&p-xylenes	µg/L	NS	NS	2 U	2 U	2 U	2 U	2 U	2 U	2 U
Methylene chloride	µg/L	NS	1300	2 U	2 U	2 U	2 U	2 U	2 U	2 U
o-xylene	µg/L	NS	NS	1 U	1 U	1 U	1 U	1 U	1 U	1 U
Styrene	µg/L	100	1600	1 U	1 U	1 U	1 U	1 U	1 U	1 U
Tetrachloroethene	µg/L	5	0.1	1 U	1 U	1 U	1 U	1 U	1 U	1 U
Toluene	µg/L	1000	720	1 U	1 U	1 U	1 U	1 U	1 U	1 U
Total Xylenes	µg/L	10000	10000	2 U	2 U	2 U	2 U	2 U	2 U	2 U
trans-1,2-dichloroethene	µg/L	100	120	1 U	1 U	1 U	1 U	1 U	1 U	1 U
trans-1,3-Dichloropropene	µg/L	NS	0.4	1 U	1 U	1 U	1 U	1 U	1 U	1 U
Trichloroethene	µg/L	5	0.028	1 U	1 U	1 U	1 U	1 U	1 U	1 U
Vinyl chloride	µg/L	2	0.02	1 U	1 U	1 U	1 U	1 U	1 U	1 U

Notes:

NS = no standard

Bold = detected compound above the MDL

N/A = Not Analyzed

Table 3-5 FWGWMP July 2007 VOCs Analytical Results

Station ID				LL3mw-238	LL3mw-242	LL4mw-198	LL4mw-199	WBGmw-006	WBGmw-007	WBGmw-009
Sample ID		MCL	Region 9 PRG	FWGLL3mw-238C-0490-GW	FWGLL3MW-242C-0491-GW	FWGLL4MW-198C-0492-GW	FWGLL4MW-199C-0493-GW	FWGWBGMW-006C-0494-GW	FWGWBGMW-007C-0495-GW	FWGWBGMW-009C-0496-GW
Date Collected				7/11/2007	7/11/2007	7/9/2007	7/9/2007	7/11/2007	7/11/2007	7/11/2007
Sample Type				Grab	Grab	Grab	Grab	Grab	Grab	Grab
Analyte	Units									
1,1,1-Trichloroethane	µg/L	NS	3200	1 U	1 U	1 U	1 U	1 U	1 U	1 U
1,1,2,2-Tetrachloroethane	µg/L	NS	0.43	1 U	1 U	1 U	1 U	1 U	1 U	1 U
1,1,2-Trichloroethane	µg/L	NS	0.2	1 U	1 U	1 U	1 U	1 U	1 U	1 U
1,1-Dichloroethane	µg/L	7	NS	1 U	1 U	1 U	1 U	1 U	1 U	1 U
1,1-Dichloroethene (total)	µg/L	NS	810	1 U	1 U	1 U	1 U	1 U	**0.32 J**	1 U
1,2-Dibromoethane	µg/L	NS	0.0053	1 U	1 U	1 U	1 U	1 U	1 U	1 U
1,2-Dichloroethane	µg/L	5	0.12	1 U	1 U	1 U	1 U	1 U	1 U	1 U
1,2-Dichloroethene (total)	µg/L	NS	NS	1 U	1 U	1 U	1 U	1 U	1 U	1 U
1,2-Dichloropropane	µg/L	5	0.16	1 U	1 U	1 U	1 U	1 U	1 U	1 U
2-Butanone	µg/L	NS	7000	10 U	10 U	10 R	10 R	10 U	10 U	10 U
2-Hexanone	µg/L	NS	NS	10 R	10 R	10 R	10 R	10 R	10 R	10 R
4-Methyl-2-pentanone	µg/L	NS	NS	10 UJ	10 UJ	10 UJ	10 UJ	10 UJ	10 UJ	10 UJ
Acetone	µg/L	NS	5500	10 R	10 R	10 R	10 R	10 R	10 R	10 R
Benzene	µg/L	5	0.35	1 U	1 U	1 U	1 U	1 U	1 U	1 U
Bromochloromethane	µg/L	NS	NS	1 U	1 U	1 U	1 U	1 U	1 U	1 U
Bromodichloromethane	µg/L	NS	0.13	1 U	1 U	1 U	1 U	1 U	1 U	1 U
Bromoform	µg/L	NS	8.5	1 U	1 U	1 U	1 U	1 U	1 U	1 U
Bromomethane	µg/L	NS	8.7	1 UJ	1 UJ	1 UJ	1 UJ	1 UJ	1 UJ	1 UJ
Carbon disulfide	µg/L	NS	1000	1 U	1 U	1 U	1 U	1 U	1 U	1 U
Carbon tetrachloride	µg/L	5	0.17	1 U	1 U	1 U	1 U	1 U	1 U	1 U
Chlorobenzene	µg/L	NS	110	1 U	1 U	1 U	1 U	1 U	1 U	1 U
Chloroethane	µg/L	NS	4.6	1 UJ	1 UJ	1 U	1 U	1 UJ	1 UJ	1 UJ
Chloroform	µg/L	NS	0.17	1 U	1 U	1 U	1 U	1 U	1 U	1 U
Chloromethane	µg/L	NS	160	1 U	1 U	1 U	**0.38 J**	1 U	1 U	1 U
cis-1,2-dichloroethene	µg/L	70	61	1 U	1 U	1 U	1 U	1 U	1 U	1 U
cis-1,3-Dichloropropene	µg/L	NS	0.4	1 U	1 U	1 U	1 U	1 U	1 U	1 U
Dibromochloromethane	µg/L	NS	0.13	1 U	1 U	1 U	1 U	1 U	1 U	1 U
Ethylbenzene	µg/L	700	1300	1 U	1 U	1 U	1 U	1 U	1 U	1 U
m&p-xylenes	µg/L	NS	NS	2 UJ	2 UJ	2 U	2 U	2 UJ	2 UJ	2 UJ
Methylene chloride	µg/L	NS	1300	2 R	2 R	2 U	2 U	2 R	2 R	2 R
o-xylene	µg/L	NS	NS	1 UJ	1 UJ	1 U	1 U	1 UJ	1 UJ	1 UJ
Styrene	µg/L	100	1600	1 U	1 U	1 U	1 U	1 U	1 U	1 U
Tetrachloroethene	µg/L	5	0.1	1 U	1 U	1 U	1 U	1 U	1 U	1 U
Toluene	µg/L	1000	720	1 U	1 U	1 U	1 U	1 U	1 U	1 U
Total Xylenes	µg/L	10000	10000	2 UJ	2 UJ	2 U	2 U	2 UJ	2 UJ	2 UJ
trans-1,2-dichloroethene	µg/L	100	120	1 U	1 U	1 U	1 U	1 U	1 U	1 U
trans-1,3-Dichloropropene	µg/L	NS	0.4	1 U	1 U	1 U	1 U	1 U	1 U	1 U
Trichloroethene	µg/L	5	0.028	1 U	1 U	1 U	1 U	1 U	1 U	1 U
Vinyl chloride	µg/L	2	0.02	1 U	1 U	1 U	1 U	1 U	1 U	1 U

Notes:

NS = no standard

Bold = detected compound above the MDL

N/A = Not Analyzed

Table 3-5 FWGWMP July 2007 VOCs Analytical

Data Qualifiers

Data qualifier flags are used in an effort to describe the quality of each piece of data for each constituent. These flags are letter codes appended to the numerical data. The following data qualifiers are specified in the USACE Louisville Chemistry Guidelines (LCG). For a complete explanation of qualifiers used for each constituent please refer to the Data Verification Summaries in Appendix B.

U- The analyte was analyzed for but not detected. The numerical value preceding the U is the associated reporting limit.

J- The identification of the analyte is acceptable, but the quality assurance criteria indicate that the quantitative values may be outside the normal expected range of precision (i.e., the quantitative value is estimated). Examples include:
- Results detected above the laboratory MDL but less than the laboratory reporting limit.
- MS/MSD percent recoveries outside the acceptance criteria.
- Laboratory control sample (LCS) percent recoveries outside acceptance criteria.

R- Data are considered to be rejected and shall not be used. This flag denotes the failure of quality control criteria such that it cannot be determined if the analyte is present or absent from the sample [e.g., the method reporting limit (MRL) verification standard was below quality control guidelines; associated sample results that were non-detect are unusable].

UJ- This flag is a combination of the U and J qualifiers which indicate that the analyte is not present. The reported value is considered to be an estimated reporting limit (RL).

B- The B flag is used for both organic and inorganic analyses when the analyte is found in the method blank or any of the field blanks. This designation overrides the Contract Laboratory Program (CLP) “B” designation when used by the laboratory as an estimated value for inorganics.

Table 3-6 FWGWMP July 2007 SVOCs Analytical Results

Station ID				BKGmw-004	BKGmw-005	BKGmw-006	BKGmw-008	BKGmw-010	BKGmw-012	BKGmw-013	BKGmw-015	BKGmw-016
Sample ID		MCL	Region 9 PRG	FWGBKGMW-004C-0460-GW	FWGBKGMW-005C-0461-GW	FWGBKGMW-006C-0462-GW	FWGBKGMW-008C-0463-GW	FWGBKGMW-010C-0464-GW	FWGBKGMW-012C-0465-GW	FWGBKGMW-013C-0466-GW	FWGBKGMW-015C-0467-GW	FWGBKGMW-016C-0413-GW
Date Collected				7/10/2007	7/12/2007	7/12/2007	7/10/2007	7/10/2007	7/10/2007	7/11/2007	7/12/2007	7/12/2007
Sample Type				Grab	Grab	Grab	Grab	Grab	Grab	Grab	Grab	Grab
Analyte	Units											
1,2,4-Trichlorobenzene	µg/L	NS	7.2	1 U	1 U	1 U	1 U	1 U	1 U	1 U	1 U	1 U
1,2-Dichlorobenzene	µg/L	NS	370	1 U	1 U	1 U	1 U	1 U	1 U	1 U	1 U	1 U
1,3-Dichlorobenzene	µg/L	NS	180	1 U	1 U	1 U	1 U	1 U	1 U	1 U	1 U	1 U
1,4-Dichlorobenzene	µg/L	NS	0.5	1 U	1 U	1 U	1 U	1 U	1 U	1 U	1 U	1 U
2,2-oxybis (1-chloropropane)	µg/L	NS	NS	1 U	1 U	1 U	1 U	1 UJ	1 U	1 UJ	1 U	1 U
2,4,5-Trichlorophenol	µg/L	NS	3600	5 U	5 UJ	5 U	5 U	5 UJ	5 U	5 U	5 U	5 U
2,4,6-Trichlorophenol	µg/L	NS	3.6	5 UJ	5 UJ	5 U	5 UJ	5 UJ	5 UJ	5 U	5 U	5 U
2,4-Dichlorophenol	µg/L	NS	110	2 UJ	2 UJ	2 U	2 UJ	2 UJ	2 UJ	2 U	2 U	2 U
2,4-Dimethylphenol	µg/L	NS	730	2 U	2 UJ	2 U	2 U	2 UJ	2 U	2 U	2 U	2 U
2,4-Dinitrophenol	µg/L	NS	73	5 U	5 UJ	5 U	5 U	5 R	5 U	5 R	5 U	5 U
2,4-Dinitrotoluene	µg/L	NS	73	5 U	5 U	5 U	5 U	5 U	5 U	5 U	5 U	5 U
2,6-Dinitrotoluene	µg/L	NS	36	5 U	5 U	5 U	5 U	5 U	5 U	5 U	5 U	5 U
2-Chloronaphthalene	µg/L	NS	490	1 U	1 U	1 U	1 U	1 U	1 U	1 U	1 U	1 U
2-Chlorophenol	µg/L	NS	30	1 UJ	1 UJ	1 U	1 UJ	1 UJ	1 UJ	1 U	1 U	1 U
2-Methylnaphthalene	µg/L	NS	NS	0.2 U	0.2 U	0.2 U	0.2 U	0.2 U	0.2 U	0.2 U	0.2 U	0.2 U
2-Methylphenol	µg/L	NS	1800	1 U	1 UJ	1 U	1 U	1 UJ	1 U	1 U	1 U	1 U
2-Nitroaniline	µg/L	NS	110	2 U	2 U	2 U	2 U	2 U	2 U	2 U	2 U	2 U
2-Nitrophenol	µg/L	NS	NS	2 UJ	2 UJ	2 U	2 R	2 UJ	2 UJ	2 U	2 U	2 U
3,3'-Dichlorobenzidine	µg/L	NS	0.15	5 U	5 U	5 U	5 U	5 U	5 U	5 U	5 U	5 U
3-Nitroaniline	µg/L	NS	3.2	2 U	2 U	2 U	2 U	2 U	2 U	2 U	2 U	2 U
4,6-Dinitro-2-methylphenol	µg/L	NS	NS	5 U	5 UJ	5 U	5 U	5 UJ	5 U	5 U	5 U	5 U
4-Bromophenyl phenyl ether	µg/L	NS	NS	2 U	2 U	2 U	2 U	2 U	2 U	2 U	2 U	2 U
4-Chloro-3-methylphenol	µg/L	NS	NS	2 U	2 UJ	2 U	2 U	2 UJ	2 U	2 U	2 U	2 U
4-Chloroaniline	µg/L	NS	150	2 U	2 U	2 U	2 U	2 U	2 U	2 U	2 U	2 U
4-Chlorophenyl phenyl ether	µg/L	NS	NS	2 U	2 U	2 U	2 U	2 U	2 U	2 U	2 U	2 U
4-Methylphenol	µg/L	NS	NS	1 U	1 UJ	1 U	1 U	1 UJ	1 U	1 U	1 U	1 U
4-Nitroanaline	µg/L	NS	3.2	2 U	2 U	2 U	2 U	2 U	2 U	2 U	2 U	2 U
4-Nitrophenol	µg/L	NS	NS	5 U	5 UJ	5 U	5 U	5 UJ	5 U	5 U	5 U	5 U
Acenaphthene	µg/L	NS	NS	0.2 U	0.2 U	0.2 U	0.2 U	0.2 U	0.2 U	0.2 U	0.2 U	0.2 U
Acenaphthylene	µg/L	NS	NS	0.2 U	0.2 U	0.2 U	0.2 U	0.2 U	0.2 U	0.2 U	0.2 U	0.2 U
Anthracene	µg/L	NS	1800	0.2 U	0.2 U	0.2 U	0.2 U	0.2 U	0.2 U	0.2 U	0.2 U	0.2 U
Benzo(a)anthracene	µg/L	NS	0.092	0.2 U	0.2 U	0.2 U	0.2 U	0.2 U	0.2 U	0.2 U	0.2 U	0.2 U
Benzo(a)pyrene	µg/L	0.2	0.0092	0.2 U	0.2 U	0.2 U	0.2 U	0.2 U	0.2 U	0.2 U	0.2 U	0.2 U
Benzo(b)fluoranthene	µg/L	NS	0.092	0.2 U	0.2 U	0.2 U	0.2 U	0.2 U	0.2 U	0.2 U	0.2 U	0.2 U
Benzo(g,h,i)perylene	µg/L	NS	NS	0.2 U	0.2 U	0.2 U	0.2 U	0.2 U	0.2 U	0.2 U	0.2 U	0.2 U
Benzo(k)fluoranthene	µg/L	NS	0.92	0.2 U	0.2 U	0.2 U	0.2 U	0.2 U	0.2 U	0.2 U	0.2 U	0.2 U
Benzoic acid	µg/L	NS	150000	10 UJ	10 R	10 R	10 UJ	10 R	10 UJ	10 R	10 R	10 R
Benzyl alcohol	µg/L	NS	NS	5 U	5 UJ	5 U	5 U	5 UJ	5 U	5 U	5 U	5 U
bis(2-Chloroethoxy)methane	µg/L	NS	NS	1 U	1 U	1 U	1 U	1 U	1 U	1 U	1 U	1 U
bis(2-Chloroethyl) ether	µg/L	NS	0.001	1 U	1 U	1 U	1 U	1 U	1 U	1 U	1 U	1 U
bis(2-Ethylhexyl) phthalate	µg/L	NS	4.8	10 U	**1.1 J**	**1 J**	**3.3 J**	**2.1 J**	**2.4 J**	**3.5 J**	10 U	10 U
Butyl benzyl phthalate	µg/L	NS	7300	1 U	1 U	1 U	1 U	1 U	1 U	1 U	1 U	1 U
Carbazole	µg/L	NS	3.4	1 U	1 U	1 U	1 U	1 U	1 U	1 U	1 U	1 U

Table 3-6 FWGWMP July 2007 SVOCs Analytical Results

Station ID				BKGmw-004	BKGmw-005	BKGmw-006	BKGmw-008	BKGmw-010	BKGmw-012	BKGmw-013	BKGmw-015	BKGmw-016
Sample ID		MCL	Region 9 PRG	FWGBKGMW-004C-0460-GW	FWGBKGMW-005C-0461-GW	FWGBKGMW-006C-0462-GW	FWGBKGMW-008C-0463-GW	FWGBKGMW-010C-0464-GW	FWGBKGMW-012C-0465-GW	FWGBKGMW-013C-0466-GW	FWGBKGMW-015C-0467-GW	FWGBKGMW-016C-0413-GW
Date Collected				7/10/2007	7/12/2007	7/12/2007	7/10/2007	7/10/2007	7/10/2007	7/11/2007	7/12/2007	7/12/2007
Sample Type				Grab	Grab	Grab	Grab	Grab	Grab	Grab	Grab	Grab
Analyte	Units											
Chrysene	µg/L	NS	9.2	0.2 U	0.2 U	0.2 U	0.2 U	0.2 U	0.2 U	0.2 U	0.2 U	0.2 U
Dibenzo(a,h)anthracene	µg/L	NS	0.0093	0.2 U	0.2 U	0.2 U	0.2 U	0.2 U	0.2 U	0.2 U	0.2 U	0.2 U
Dibenzofuran	µg/L	NS	12	1 U	1 U	1 U	1 U	1 U	1 U	1 U	1 U	1 U
Diethyl phthalate	µg/L	NS	NS	1 U	1 U	1 U	1 U	1 U	1 U	1 U	1 U	1 U
Dimethyl phthalate	µg/L	NS	360000	1 U	1 U	1 U	1 U	1 U	1 U	1 U	1 U	1 U
Di-n-butyl phthalate	µg/L	NS	NS	1 U	1 U	1 U	1 U	1 U	1 U	1 U	1 U	1 U
Di-n-octyl phthalate	µg/L	NS	1500	1 U	1 U	1 U	1 U	1 U	1 U	1 U	1 U	1 U
Fluoranthene	µg/L	NS	NS	0.2 U	0.2 U	0.2 U	0.2 U	0.2 U	0.2 U	0.2 U	0.2 U	0.2 U
Fluorene	µg/L	NS	NS	0.2 U	0.2 U	0.2 U	0.2 U	0.2 U	0.2 U	0.2 U	0.2 U	0.2 U
Hexachlorobenzene	µg/L	1	0.042	0.2 U	0.2 U	0.2 U	0.2 U	0.2 U	0.2 U	0.2 U	0.2 U	0.2 U
Hexachlorobutadiene	µg/L	NS	0.86	1 U	1 U	1 U	1 U	1 U	1 U	1 U	1 U	1 U
Hexachlorocyclopentadiene	µg/L	50	220	10 R	10 R	10 R	10 R	10 R	10 R	10 R	10 R	10 R
Hexachloroethane	µg/L	NS	4.8	1 U	1 U	1 U	1 U	1 R	1 U	1 R	1 U	1 U
Indeno(1,2,3-cd)pyrene	µg/L	NS	0.092	0.2 U	0.2 U	0.2 U	0.2 U	0.2 U	0.2 U	0.2 U	0.2 U	0.2 U
Isophorone	µg/L	NS	71	1 U	1 U	1 U	1 U	1 U	1 U	1 U	1 U	1 U
Naphthalene	µg/L	NS	6.2	0.2 U	0.2 U	0.2 U	0.2 U	0.2 U	0.2 U	0.2 U	0.2 U	0.2 U
Nitrobenzene	µg/L	NS	3.4	1 U	1 U	1 U	1 U	1 U	1 U	1 U	1 U	1 U
N-Nitroso-di-n-propylamine	µg/L	NS	9600	1 U	1 U	1 U	1 U	1 U	1 U	1 U	1 U	1 U
N-Nitrosodiphenylamine	µg/L	NS	14	1 U	1 U	1 U	1 U	1 U	1 U	1 U	1 U	1 U
Pentachlorophenol	µg/L	1	0.56	5 U	5 UJ	5 U	5 U	5 UJ	5 U	5 U	5 U	5 U
Phenanthrene	µg/L	NS	NS	0.2 U	0.2 U	0.2 U	0.2 U	0.2 U	0.2 U	0.2 U	0.2 U	0.2 U
Phenol	µg/L	NS	11000	1 U	1 UJ	1 U	1 U	1 UJ	1 U	1 U	1 U	1 U
Pyrene	µg/L	NS	NS	0.2 U	0.2 U	0.2 U	0.2 U	0.2 U	0.2 U	0.2 U	0.2 U	0.2 U

Notes:

NS = no standard

Bold = detected compound above the MDL

N/A = Not Analyzed

Table 3-6 FWGWMP July 2007 SVOCs Analytical Results

Station ID				BKGmw-017	BKGmw-018	BKGmw-019	BKGmw-020	BKGmw-021	CBPmw-006	CBPmw-007	DA2mw-107	LL11mw-002
Sample ID		MCL	Region 9 PRG	FWGBKGMW-017C-0469-GW	FWGBKGMW-018C-0470-GW	FWGBKGMW-019C-0471-GW	FWGBKGMW-020C-0472-GW	FWGBKGMW-021C-0473-GW	FWGCBPMW-006C-0474-GW	FWGCBPMW-007C-0475-GW	DET1bR-0476-GW	FWGLL11MW-002C-0478-GW
Date Collected				7/12/2007	7/12/2007	7/11/2007	7/11/2007	7/10/2007	7/10/2007	7/10/2007	7/9/2007	7/11/2007
Sample Type				Grab	Grab	Grab	Grab	Grab	Grab	Grab	Grab	Grab
Analyte	Units											
1,2,4-Trichlorobenzene	µg/L	NS	7.2	1 U	1 U	1 UJ	1 U	1 U	1 U	1 U	1 U	1 U
1,2-Dichlorobenzene	µg/L	NS	370	1 U	1 U	1 UJ	1 U	1 U	1 U	1 U	1 U	1 U
1,3-Dichlorobenzene	µg/L	NS	180	1 U	1 U	1 UJ	1 U	1 U	1 U	1 U	1 U	1 U
1,4-Dichlorobenzene	µg/L	NS	0.5	1 U	1 U	1 UJ	1 U	1 U	1 U	1 U	1 U	1 U
2,2-oxybis (1-chloropropane)	µg/L	NS	NS	1 U	1 U	1 UJ	1 UJ	1 U	1 U	1 U	1 U	1 UJ
2,4,5-Trichlorophenol	µg/L	NS	3600	5 UJ	5 U	5 UJ	5 U	5 U	5 U	5 U	5 U	5 U
2,4,6-Trichlorophenol	µg/L	NS	3.6	5 UJ	5 U	5 UJ	5 U	5 UJ	5 UJ	5 UJ	5 U	5 U
2,4-Dichlorophenol	µg/L	NS	110	2 UJ	2 U	2 UJ	2 U	2 UJ	2 UJ	2 UJ	2 U	2 U
2,4-Dimethylphenol	µg/L	NS	730	2 UJ	2 U	2 UJ	2 U	2 U	2 U	2 U	2 U	2 U
2,4-Dinitrophenol	µg/L	NS	73	5 UJ	5 U	5 UJ	5 R	5 U	5 U	5 U	5 R	5 R
2,4-Dinitrotoluene	µg/L	NS	73	5 U	5 U	5 UJ	5 U	5 U	5 U	5 U	5 U	5 U
2,6-Dinitrotoluene	µg/L	NS	36	5 U	5 U	5 UJ	5 U	5 U	5 U	5 U	5 U	5 U
2-Chloronaphthalene	µg/L	NS	490	1 U	1 U	1 UJ	1 U	1 U	1 U	1 U	1 U	1 U
2-Chlorophenol	µg/L	NS	30	1 UJ	1 U	1 UJ	1 U	1 UJ	1 UJ	1 UJ	1 U	1 U
2-Methylnaphthalene	µg/L	NS	NS	0.2 U	0.2 U	0.2 UJ	0.2 U	0.2 U	0.2 U	0.2 U	0.2 U	0.2 U
2-Methylphenol	µg/L	NS	1800	1 UJ	1 U	1 UJ	1 U	1 U	1 U	1 U	1 U	1 U
2-Nitroaniline	µg/L	NS	110	2 U	2 U	2 UJ	2 U	2 U	2 U	2 U	2 U	2 U
2-Nitrophenol	µg/L	NS	NS	2 UJ	2 U	2 UJ	2 U	2 UJ	2 UJ	2 UJ	2 U	2 U
3,3'-Dichlorobenzidine	µg/L	NS	0.15	5 U	5 U	5 UJ	5 U	5 U	5 U	5 U	5 U	5 U
3-Nitroaniline	µg/L	NS	3.2	2 U	2 U	2 UJ	2 U	2 U	2 U	2 U	2 U	2 U
4,6-Dinitro-2-methylphenol	µg/L	NS	NS	5 UJ	5 U	5 UJ	5 U	5 U	5 U	5 U	5 UJ	5 U
4-Bromophenyl phenyl ether	µg/L	NS	NS	2 U	2 U	2 UJ	2 U	2 U	2 U	2 U	2 U	2 U
4-Chloro-3-methylphenol	µg/L	NS	NS	2 UJ	2 U	2 UJ	2 U	2 U	2 U	2 U	2 U	2 U
4-Chloroaniline	µg/L	NS	150	2 U	2 U	2 UJ	2 U	2 U	2 U	2 U	2 U	2 U
4-Chlorophenyl phenyl ether	µg/L	NS	NS	2 U	2 U	2 UJ	2 U	2 U	2 U	2 U	2 U	2 U
4-Methylphenol	µg/L	NS	NS	1 UJ	1 U	1 UJ	1 U	1 U	1 U	1 U	1 U	1 U
4-Nitroanaline	µg/L	NS	3.2	2 U	2 U	2 UJ	2 U	2 U	2 U	2 U	2 U	2 U
4-Nitrophenol	µg/L	NS	NS	5 UJ	5 U	5 UJ	5 U	5 U	5 U	5 U	5 UJ	5 U
Acenaphthene	µg/L	NS	NS	0.2 U	0.2 U	0.2 UJ	0.2 U	0.2 U	0.2 U	0.2 U	0.2 U	0.2 U
Acenaphthylene	µg/L	NS	NS	0.2 U	0.2 U	0.2 UJ	0.2 U	0.2 U	0.2 U	0.2 U	0.2 U	0.2 U
Anthracene	µg/L	NS	1800	0.2 U	0.2 U	0.2 UJ	0.2 U	0.2 U	0.2 U	0.2 U	0.2 U	0.2 U
Benzo(a)anthracene	µg/L	NS	0.092	0.2 U	0.2 U	0.2 UJ	0.2 U	0.2 U	0.2 U	0.2 U	0.2 U	0.2 U
Benzo(a)pyrene	µg/L	0.2	0.0092	0.2 U	0.2 U	0.2 UJ	0.2 U	0.2 U	0.2 U	0.2 U	0.2 U	0.2 U
Benzo(b)fluoranthene	µg/L	NS	0.092	0.2 U	0.2 U	0.2 UJ	0.2 U	0.2 U	0.2 U	0.2 U	0.2 U	0.2 U
Benzo(g,h,i)perylene	µg/L	NS	NS	0.2 U	0.2 U	0.2 UJ	0.2 U	0.2 U	0.2 U	0.2 U	0.2 U	0.2 U
Benzo(k)fluoranthene	µg/L	NS	0.92	0.2 U	0.2 U	0.2 UJ	0.2 U	0.2 U	0.2 U	0.2 U	0.2 U	0.2 U
Benzoic acid	µg/L	NS	150000	10 R	10 R	10 R	10 R	10 UJ	10 UJ	10 UJ	10 R	10 R
Benzyl alcohol	µg/L	NS	NS	5 UJ	5 U	5 UJ	5 U	5 U	5 U	5 U	5 U	5 U
bis(2-Chloroethoxy)methane	µg/L	NS	NS	1 U	1 U	1 UJ	1 U	1 U	1 U	1 U	1 U	1 U
bis(2-Chloroethyl) ether	µg/L	NS	0.001	1 U	1 U	1 UJ	1 U	1 U	1 U	1 U	1 U	1 U
bis(2-Ethylhexyl) phthalate	µg/L	NS	4.8	**1.3 J**	10 U	10 UJ	10 U	**0.88 J**	**2.5 J**	**4.3 J**	**5.3 J**	**1.7 J**
Butyl benzyl phthalate	µg/L	NS	7300	1 U	1 U	1 UJ	1 U	1 U	1 U	1 U	1 U	1 U
Carbazole	µg/L	NS	3.4	1 U	1 U	1 UJ	1 U	1 U	1 U	1 U	1 U	1 U

Table 3-6 FWGWMP July 2007 SVOCs Analytical Results

Station ID				BKGmw-017	BKGmw-018	BKGmw-019	BKGmw-020	BKGmw-021	CBPmw-006	CBPmw-007	DA2mw-107	LL11mw-002
Sample ID		MCL	Region 9 PRG	FWGBKGMW-017C-0469-GW	FWGBKGMW-018C-0470-GW	FWGBKGMW-019C-0471-GW	FWGBKGMW-020C-0472-GW	FWGBKGMW-021C-0473-GW	FWGCBPMW-006C-0474-GW	FWGCBPMW-007C-0475-GW	DET1bR-0476-GW	FWGLL11MW-002C-0478-GW
Date Collected				7/12/2007	7/12/2007	7/11/2007	7/11/2007	7/10/2007	7/10/2007	7/10/2007	7/9/2007	7/11/2007
Sample Type				Grab	Grab	Grab	Grab	Grab	Grab	Grab	Grab	Grab
Analyte	Units											
Chrysene	µg/L	NS	9.2	0.2 U	0.2 U	0.2 UJ	0.2 U	0.2 U	0.2 U	0.2 U	0.2 U	0.2 U
Dibenzo(a,h)anthracene	µg/L	NS	0.0093	0.2 U	0.2 U	0.2 UJ	0.2 U	0.2 U	0.2 U	0.2 U	0.2 U	0.2 U
Dibenzofuran	µg/L	NS	12	1 U	1 U	1 UJ	1 U	1 U	1 U	1 U	1 U	1 U
Diethyl phthalate	µg/L	NS	NS	1 U	1 U	1 UJ	1 U	1 U	1 U	1 U	1 U	**1.3**
Dimethyl phthalate	µg/L	NS	360000	1 U	1 U	1 UJ	1 U	1 U	1 U	1 U	1 U	1 U
Di-n-butyl phthalate	µg/L	NS	NS	1 U	1 U	1 UJ	1 U	1 U	1 U	1 U	1 U	1 U
Di-n-octyl phthalate	µg/L	NS	1500	1 U	1 U	1 UJ	1 U	1 U	1 U	1 U	1 U	1 U
Fluoranthene	µg/L	NS	NS	0.2 U	0.2 U	0.2 UJ	0.2 U	0.2 U	0.2 U	0.2 U	0.2 U	0.2 U
Fluorene	µg/L	NS	NS	0.2 U	0.2 U	0.2 UJ	0.2 U	0.2 U	0.2 U	0.2 U	0.2 U	0.2 U
Hexachlorobenzene	µg/L	1	0.042	0.2 U	0.2 U	0.2 UJ	0.2 U	0.2 U	0.2 U	0.2 U	0.2 U	0.2 U
Hexachlorobutadiene	µg/L	NS	0.86	1 U	1 U	1 UJ	1 U	1 U	1 U	1 U	1 U	1 U
Hexachlorocyclopentadiene	µg/L	50	220	10 R	10 R	10 R	10 R	10 R	10 R	10 R	10 R	10 R
Hexachloroethane	µg/L	NS	4.8	1 U	1 U	1 UJ	1 R	1 U	1 U	1 U	1 U	1 R
Indeno(1,2,3-cd)pyrene	µg/L	NS	0.092	0.2 U	0.2 U	0.2 UJ	0.2 U	0.2 U	0.2 U	0.2 U	0.2 U	0.2 U
Isophorone	µg/L	NS	71	1 U	1 U	1 UJ	1 U	1 U	1 U	1 U	1 U	1 U
Naphthalene	µg/L	NS	6.2	0.2 U	0.2 U	0.2 UJ	0.2 U	0.2 U	0.2 U	0.2 U	0.2 U	0.2 U
Nitrobenzene	µg/L	NS	3.4	1 U	1 U	1 UJ	1 U	1 U	1 U	1 U	1 U	1 U
N-Nitroso-di-n-propylamine	µg/L	NS	9600	1 U	1 U	1 UJ	1 U	1 U	1 U	1 U	1 U	1 U
N-Nitrosodiphenylamine	µg/L	NS	14	1 U	1 U	1 UJ	1 U	1 U	1 U	1 U	1 U	1 U
Pentachlorophenol	µg/L	1	0.56	5 UJ	5 U	5 UJ	5 U	5 U	5 U	5 U	5 UJ	5 U
Phenanthrene	µg/L	NS	NS	0.2 U	0.2 U	0.2 UJ	0.2 U	0.2 U	0.2 U	0.2 U	0.2 U	0.2 U
Phenol	µg/L	NS	11000	1 UJ	1 U	1 UJ	1 U	1 U	1 U	1 U	1 U	1 U
Pyrene	µg/L	NS	NS	0.2 U	0.2 U	0.2 UJ	0.2 U	0.2 U	0.2 U	0.2 U	0.2 U	0.2 U

Notes:

NS = no standard

Bold = detected compound above the MDL

N/A = Not Analyzed

Table 3-6 FWGWMP July 2007 SVOCs Analytical Results

Station ID				LL11mw-007	LL12mw-153	LL12mw-182	LL12mw-183	LL12mw-186	LL1mw-078	LL1mw-080	LL1mw-083	LL2mw-059
Sample ID		MCL	Region 9 PRG	FWGLL11MW-007C-0479-GW	FWGLL12MW-153C-0480-GW	FWGLL12MW-182C-0481-GW	FWGLL12MW-183C-0482-GW	FWGLL12MW-186C-0483-GW	FWGLL1mw-078C-0484-GW	FWGLL1mw-080C-0485-GW	FWGLL1mw-083C-0486-GW	FWGLL2mw-059C-0487-GW
Date Collected				7/11/2007	7/10/2007	7/10/2007	7/10/2007	7/10/2007	7/9/2007	7/9/2007	7/9/2007	7/9/2007
Sample Type				Grab	Grab	Grab	Grab	Grab	Grab	Grab	Grab	Grab
Analyte	Units											
1,2,4-Trichlorobenzene	µg/L	NS	7.2	1 U	1 U	1 U	1 U	1 U	1 U	1 U	1 U	1 U
1,2-Dichlorobenzene	µg/L	NS	370	1 U	1 U	1 U	1 U	1 U	1 U	1 U	1 U	1 U
1,3-Dichlorobenzene	µg/L	NS	180	1 U	1 U	1 U	1 U	1 U	1 U	1 U	1 U	1 U
1,4-Dichlorobenzene	µg/L	NS	0.5	1 U	1 U	1 U	1 U	1 U	1 U	1 U	1 U	1 U
2,2-oxybis (1-chloropropane)	µg/L	NS	NS	1 UJ	1 U	1 U	1 U	1 U	1 U	1 U	1 U	1 U
2,4,5-Trichlorophenol	µg/L	NS	3600	5 U	5 U	5 U	5 U	5 U	5 U	5 U	5 U	5 U
2,4,6-Trichlorophenol	µg/L	NS	3.6	5 U	5 UJ	5 UJ	5 UJ	5 UJ	5 U	5 R	5 U	5 U
2,4-Dichlorophenol	µg/L	NS	110	2 U	2 UJ	2 UJ	2 UJ	2 UJ	2 U	2 R	2 U	2 U
2,4-Dimethylphenol	µg/L	NS	730	2 U	2 U	2 U	2 UJ	2 U	2 U	2 U	2 U	2 U
2,4-Dinitrophenol	µg/L	NS	73	5 R	5 U	5 U	5 U	5 U	5 R	5 U	5 R	5 U
2,4-Dinitrotoluene	µg/L	NS	73	5 U	5 U	5 U	5 U	5 U	5 U	5 U	**2.1 J**	5 U
2,6-Dinitrotoluene	µg/L	NS	36	5 U	5 U	5 U	5 U	5 U	5 U	5 U	5 U	5 U
2-Chloronaphthalene	µg/L	NS	490	1 U	1 U	1 U	1 U	1 U	1 U	1 U	1 U	1 U
2-Chlorophenol	µg/L	NS	30	1 U	1 UJ	1 UJ	1 UJ	1 UJ	1 U	1 R	1 U	1 U
2-Methylnaphthalene	µg/L	NS	NS	0.2 U	0.2 U	0.2 U	0.2 U	0.2 U	0.2 U	0.2 U	0.2 U	0.2 U
2-Methylphenol	µg/L	NS	1800	1 U	1 U	1 U	1 U	1 U	1 U	1 U	1 U	1 U
2-Nitroaniline	µg/L	NS	110	2 U	2 U	2 U	2 U	2 U	2 U	2 U	2 U	2 U
2-Nitrophenol	µg/L	NS	NS	2 U	2 UJ	2 UJ	2 R	2 UJ	2 U	2 R	2 UJ	2 U
3,3'-Dichlorobenzidine	µg/L	NS	0.15	5 U	5 U	5 U	5 UJ	5 U	5 U	5 U	5 U	5 U
3-Nitroaniline	µg/L	NS	3.2	2 U	2 U	2 U	2 U	2 U	2 U	2 U	2 U	2 U
4,6-Dinitro-2-methylphenol	µg/L	NS	NS	5 U	5 U	5 U	5 U	5 U	5 UJ	5 U	5 UJ	5 UJ
4-Bromophenyl phenyl ether	µg/L	NS	NS	2 U	2 U	2 U	2 U	2 U	2 U	2 U	2 U	2 U
4-Chloro-3-methylphenol	µg/L	NS	NS	2 U	2 U	2 U	2 U	2 U	2 U	2 U	2 U	2 U
4-Chloroaniline	µg/L	NS	150	2 U	2 U	2 U	2 U	2 U	2 U	2 U	2 U	2 U
4-Chlorophenyl phenyl ether	µg/L	NS	NS	2 U	2 U	2 U	2 U	2 U	2 U	2 U	2 U	2 U
4-Methylphenol	µg/L	NS	NS	1 U	1 U	1 U	1 U	1 U	1 U	1 U	1 U	1 U
4-Nitroanaline	µg/L	NS	3.2	2 U	2 U	2 U	2 U	2 U	2 U	2 U	2 U	2 U
4-Nitrophenol	µg/L	NS	NS	5 U	5 U	5 U	5 U	5 U	5 UJ	5 U	5 UJ	5 UJ
Acenaphthene	µg/L	NS	NS	0.2 U	0.2 U	0.2 U	0.2 U	0.2 U	0.2 U	0.2 U	0.2 U	0.2 U
Acenaphthylene	µg/L	NS	NS	0.2 U	0.2 U	0.2 U	0.2 U	0.2 U	0.2 U	0.2 U	0.2 U	0.2 U
Anthracene	µg/L	NS	1800	0.2 U	0.2 U	0.2 U	0.2 U	0.2 U	0.2 U	0.2 U	0.2 U	0.2 U
Benzo(a)anthracene	µg/L	NS	0.092	0.2 U	0.2 U	0.2 U	0.2 U	0.2 U	0.2 U	0.2 U	0.2 U	0.2 U
Benzo(a)pyrene	µg/L	0.2	0.0092	0.2 U	0.2 U	0.2 U	0.2 U	0.2 U	0.2 U	0.2 U	0.2 U	0.2 U
Benzo(b)fluoranthene	µg/L	NS	0.092	0.2 U	0.2 U	0.2 U	0.2 U	0.2 U	0.2 U	0.2 U	0.2 U	0.2 U
Benzo(g,h,i)perylene	µg/L	NS	NS	0.2 U	0.2 U	0.2 U	0.2 U	0.2 U	0.2 U	0.2 U	0.2 U	0.2 U
Benzo(k)fluoranthene	µg/L	NS	0.92	0.2 U	0.2 U	0.2 U	0.2 U	0.2 U	0.2 U	0.2 U	0.2 U	0.2 U
Benzoic acid	µg/L	NS	150000	10 R	10 UJ	10 UJ	10 UJ	10 UJ	10 R	10 R	10 R	10 R
Benzyl alcohol	µg/L	NS	NS	5 U	5 U	5 U	5 U	5 U	5 U	5 U	5 U	5 U
bis(2-Chloroethoxy)methane	µg/L	NS	NS	1 U	1 U	1 U	1 U	1 U	1 U	1 U	1 U	1 U
bis(2-Chloroethyl) ether	µg/L	NS	0.001	1 U	1 U	1 U	1 U	1 U	1 U	1 U	1 U	1 U
bis(2-Ethylhexyl) phthalate	µg/L	NS	4.8	10 U	10 U	**3.7 J**	**2.1 J**	**0.97 J**	**0.96 J**	**3 J**	10 U	**1.3 J**
Butyl benzyl phthalate	µg/L	NS	7300	1 U	1 U	1 U	1 U	1 U	1 U	1 U	1 U	1 U
Carbazole	µg/L	NS	3.4	1 U	1 U	1 U	1 U	1 U	1 U	1 U	1 U	1 U

Table 3-6 FWGWMP July 2007 SVOCs Analytical Results

Station ID				LL11mw-007	LL12mw-153	LL12mw-182	LL12mw-183	LL12mw-186	LL1mw-078	LL1mw-080	LL1mw-083	LL2mw-059
Sample ID		MCL	Region 9 PRG	FWGLL11MW-007C-0479-GW	FWGLL12MW-153C-0480-GW	FWGLL12MW-182C-0481-GW	FWGLL12MW-183C-0482-GW	FWGLL12MW-186C-0483-GW	FWGLL1mw-078C-0484-GW	FWGLL1mw-080C-0485-GW	FWGLL1mw-083C-0486-GW	FWGLL2mw-059C-0487-GW
Date Collected				7/11/2007	7/10/2007	7/10/2007	7/10/2007	7/10/2007	7/9/2007	7/9/2007	7/9/2007	7/9/2007
Sample Type				Grab	Grab	Grab	Grab	Grab	Grab	Grab	Grab	Grab
Analyte	Units											
Chrysene	µg/L	NS	9.2	0.2 U	0.2 U	0.2 U	0.2 U	0.2 U	0.2 U	0.2 U	0.2 U	0.2 U
Dibenzo(a,h)anthracene	µg/L	NS	0.0093	0.2 U	0.2 U	0.2 U	0.2 U	0.2 U	0.2 U	0.2 U	0.2 U	0.2 U
Dibenzofuran	µg/L	NS	12	1 U	1 U	1 U	1 U	1 U	1 U	1 U	1 U	1 U
Diethyl phthalate	µg/L	NS	NS	1 U	1 U	1 U	1 U	1 U	1 U	1 U	1 U	1 U
Dimethyl phthalate	µg/L	NS	360000	1 U	1 U	1 U	1 U	1 U	1 U	1 U	1 U	1 U
Di-n-butyl phthalate	µg/L	NS	NS	1 U	0.99 UJ	1 U	1 U	1 U	1 U	1 U	1 U	1 U
Di-n-octyl phthalate	µg/L	NS	1500	1 U	1 U	1 U	1 U	1 U	1 U	1 U	1 U	1 U
Fluoranthene	µg/L	NS	NS	0.2 U	0.2 U	0.2 U	0.2 U	0.2 U	0.2 U	0.2 U	0.2 U	0.2 U
Fluorene	µg/L	NS	NS	0.2 U	0.2 U	0.2 U	0.2 U	0.2 U	0.2 U	0.2 U	0.2 U	0.2 U
Hexachlorobenzene	µg/L	1	0.042	0.2 U	0.2 U	0.2 U	0.2 U	0.2 U	0.2 U	0.2 U	0.2 U	0.2 U
Hexachlorobutadiene	µg/L	NS	0.86	1 U	1 U	1 U	1 U	1 U	1 U	1 U	1 U	1 U
Hexachlorocyclopentadiene	µg/L	50	220	10 R	10 R	10 R	10 R	10 R	10 R	10 R	10 R	10 R
Hexachloroethane	µg/L	NS	4.8	1 R	1 U	1 U	1 UJ	1 U	1 U	1 U	1 U	1 U
Indeno(1,2,3-cd)pyrene	µg/L	NS	0.092	0.2 U	0.2 U	0.2 U	0.2 U	0.2 U	0.2 U	0.2 U	0.2 U	0.2 U
Isophorone	µg/L	NS	71	1 U	1 U	1 U	1 U	1 U	1 U	1 U	1 U	1 U
Naphthalene	µg/L	NS	6.2	0.2 U	0.2 U	0.2 U	0.2 U	0.2 U	0.2 U	0.2 U	0.2 U	0.2 U
Nitrobenzene	µg/L	NS	3.4	1 U	1 U	1 U	1 U	1 U	1 U	1 U	1 U	1 U
N-Nitroso-di-n-propylamine	µg/L	NS	9600	1 U	1 U	1 U	1 U	1 U	1 U	1 U	1 U	1 U
N-Nitrosodiphenylamine	µg/L	NS	14	1 U	1 U	1 U	1 U	1 U	1 U	1 U	1 U	1 U
Pentachlorophenol	µg/L	1	0.56	5 U	5 U	5 U	5 U	5 U	5 UJ	5 U	5 UJ	5 UJ
Phenanthrene	µg/L	NS	NS	0.2 U	0.2 U	0.2 U	0.2 U	0.2 U	0.2 U	0.2 U	0.2 U	0.2 U
Phenol	µg/L	NS	11000	1 U	1 U	1 U	1 U	1 U	1 U	1 U	1 U	1 U
Pyrene	µg/L	NS	NS	0.2 U	0.2 U	0.2 U	0.2 U	0.2 U	0.2 U	0.2 U	0.2 U	0.2 U

Notes:

NS = no standard

Bold = detected compound above the MDL

N/A = Not Analyzed

Table 3-6 FWGWMP July 2007 SVOCs Analytical Results

Station ID				LL2mw-262	LL2mw-263	LL3mw-238	LL3mw-242	LL4mw-198	LL4mw-199	WBGmw-006	WBGmw-007	WBGmw-009
Sample ID		MCL	Region 9 PRG	FWGLL2mw-262C-0488-GW	FWGLL2mw-263C-0489-GW	FWGLL3mw-238C-0490-GW	FWGLL3MW-242C-0491-GW	FWGLL4MW-198C-0492-GW	FWGLL4MW-199C-0493-GW	FWGWBGMW-006C-0494-GW	FWGWBGMW-007C-0495-GW	FWGWBGMW-009C-0496-GW
Date Collected				7/9/2007	7/9/2007	7/11/2007	7/11/2007	7/9/2007	7/9/2007	7/11/2007	7/11/2007	7/11/2007
Sample Type				Grab	Grab	Grab	Grab	Grab	Grab	Grab	Grab	Grab
Analyte	Units											
1,2,4-Trichlorobenzene	µg/L	NS	7.2	1 U	1 U	1 U	1 U	1 U	1 U	1 U	1 U	1 U
1,2-Dichlorobenzene	µg/L	NS	370	1 U	1 U	1 U	1 U	1 U	1 U	1 U	1 U	1 U
1,3-Dichlorobenzene	µg/L	NS	180	1 U	1 U	1 U	1 U	1 U	1 U	1 U	1 U	1 U
1,4-Dichlorobenzene	µg/L	NS	0.5	1 U	1 U	1 U	1 U	1 U	1 U	1 U	1 U	1 U
2,2-oxybis (1-chloropropane)	µg/L	NS	NS	1 U	1 U	1 UJ	1 UJ	1 U	1 U	1 UJ	1 UJ	1 UJ
2,4,5-Trichlorophenol	µg/L	NS	3600	5 U	5 U	5 U	5 U	5 U	5 U	5 U	5 UJ	5 U
2,4,6-Trichlorophenol	µg/L	NS	3.6	5 U	5 U	5 U	5 U	5 U	5 U	5 U	5 UJ	5 U
2,4-Dichlorophenol	µg/L	NS	110	2 U	2 U	2 U	2 U	2 U	2 U	2 U	2 UJ	2 U
2,4-Dimethylphenol	µg/L	NS	730	2 U	2 U	2 U	2 U	2 U	2 U	2 U	2 UJ	2 U
2,4-Dinitrophenol	µg/L	NS	73	5 R	5 R	5 R	5 R	5 R	5 R	5 R	5 R	5 R
2,4-Dinitrotoluene	µg/L	NS	73	5 U	5 U	5 U	5 U	5 U	5 U	5 U	5 U	5 U
2,6-Dinitrotoluene	µg/L	NS	36	5 U	5 U	5 U	5 U	5 U	5 U	5 U	5 U	5 U
2-Chloronaphthalene	µg/L	NS	490	1 U	1 U	1 U	1 U	1 U	1 U	1 U	1 U	1 U
2-Chlorophenol	µg/L	NS	30	1 U	1 U	1 U	1 U	1 U	1 U	1 U	1 UJ	1 U
2-Methylnaphthalene	µg/L	NS	NS	0.2 U	0.2 U	0.2 U	0.2 U	0.2 U	0.2 U	0.2 U	0.2 U	0.2 U
2-Methylphenol	µg/L	NS	1800	1 U	1 U	1 U	1 U	1 U	1 U	1 U	1 UJ	1 U
2-Nitroaniline	µg/L	NS	110	2 U	2 U	2 U	2 U	2 U	2 U	2 U	2 U	2 U
2-Nitrophenol	µg/L	NS	NS	2 U	2 U	2 U	2 U	2 U	2 U	2 U	2 UJ	2 U
3,3'-Dichlorobenzidine	µg/L	NS	0.15	5 U	5 U	5 U	5 U	5 U	5 U	5 U	5 U	5 U
3-Nitroaniline	µg/L	NS	3.2	2 U	2 U	2 U	2 U	2 U	2 U	2 U	2 U	2 U
4,6-Dinitro-2-methylphenol	µg/L	NS	NS	5 UJ	5 UJ	5 U	5 U	5 UJ	5 UJ	5 U	5 UJ	5 U
4-Bromophenyl phenyl ether	µg/L	NS	NS	2 U	2 U	2 U	2 U	2 U	2 U	2 U	2 U	2 U
4-Chloro-3-methylphenol	µg/L	NS	NS	2 U	2 U	2 U	2 U	2 U	2 U	2 U	2 UJ	2 U
4-Chloroaniline	µg/L	NS	150	2 U	2 U	2 U	2 U	2 U	2 U	2 U	2 U	2 U
4-Chlorophenyl phenyl ether	µg/L	NS	NS	2 U	2 U	2 U	2 U	2 U	2 U	2 U	2 U	2 U
4-Methylphenol	µg/L	NS	NS	1 U	1 U	1 U	1 U	1 U	1 U	1 U	1 UJ	1 U
4-Nitroanaline	µg/L	NS	3.2	2 U	2 U	2 U	2 U	2 U	2 U	2 U	2 U	2 U
4-Nitrophenol	µg/L	NS	NS	5 UJ	5 UJ	5 U	5 U	5 UJ	5 UJ	5 U	5 UJ	5 U
Acenaphthene	µg/L	NS	NS	0.2 U	0.2 U	0.2 U	0.2 U	0.2 U	0.2 U	0.2 U	0.2 U	0.2 U
Acenaphthylene	µg/L	NS	NS	0.2 U	0.2 U	0.2 U	0.2 U	0.2 U	0.2 U	0.2 U	0.2 U	0.2 U
Anthracene	µg/L	NS	1800	0.2 U	0.2 U	0.2 U	0.2 U	0.2 U	0.2 U	0.2 U	0.2 U	0.2 U
Benzo(a)anthracene	µg/L	NS	0.092	0.2 U	0.2 U	0.2 U	0.2 U	0.2 U	0.2 U	0.2 U	0.2 U	0.2 U
Benzo(a)pyrene	µg/L	0.2	0.0092	0.2 U	0.2 U	0.2 U	0.2 U	0.2 U	0.2 U	0.2 U	0.2 U	0.2 U
Benzo(b)fluoranthene	µg/L	NS	0.092	0.2 U	0.2 U	0.2 U	0.2 U	0.2 U	0.2 U	0.2 U	0.2 U	0.2 U
Benzo(g,h,i)perylene	µg/L	NS	NS	0.2 U	0.2 U	0.2 U	0.2 U	0.2 U	0.2 U	0.2 U	0.2 U	0.2 U
Benzo(k)fluoranthene	µg/L	NS	0.92	0.2 U	0.2 U	0.2 U	0.2 U	0.2 U	0.2 U	0.2 U	0.2 U	0.2 U
Benzoic acid	µg/L	NS	150000	10 R	10 R	10 R	10 R	10 R	10 R	10 R	10 R	10 R
Benzyl alcohol	µg/L	NS	NS	5 U	5 U	5 U	5 U	5 U	5 U	5 U	5 UJ	5 U
bis(2-Chloroethoxy)methane	µg/L	NS	NS	1 U	1 U	1 U	1 U	1 U	1 U	1 U	1 U	1 U
bis(2-Chloroethyl) ether	µg/L	NS	0.001	1 U	1 U	1 U	1 U	1 U	1 U	1 U	1 U	1 U
bis(2-Ethylhexyl) phthalate	µg/L	NS	4.8	10 U	10 U	**1.4 J**	**1.5 J**	10 U	10 U	**1.1 J**	**2.5 J**	10 U
Butyl benzyl phthalate	µg/L	NS	7300	1 U	1 U	1 U	1 U	1 U	1 U	1 U	1 U	1 U
Carbazole	µg/L	NS	3.4	1 U	1 U	1 U	1 U	1 U	1 U	1 U	1 U	1 U

Table 3-6 FWGWMP July 2007 SVOCs Analytical Results

Station ID				LL2mw-262	LL2mw-263	LL3mw-238	LL3mw-242	LL4mw-198	LL4mw-199	WBGmw-006	WBGmw-007	WBGmw-009
Sample ID		MCL	Region 9 PRG	FWGLL2mw-262C-0488-GW	FWGLL2mw-263C-0489-GW	FWGLL3mw-238C-0490-GW	FWGLL3MW-242C-0491-GW	FWGLL4MW-198C-0492-GW	FWGLL4MW-199C-0493-GW	FWGWBGMW-006C-0494-GW	FWGWBGMW-007C-0495-GW	FWGWBGMW-009C-0496-GW
Date Collected				7/9/2007	7/9/2007	7/11/2007	7/11/2007	7/9/2007	7/9/2007	7/11/2007	7/11/2007	7/11/2007
Sample Type				Grab	Grab	Grab	Grab	Grab	Grab	Grab	Grab	Grab
Analyte	Units											
Chrysene	µg/L	NS	9.2	0.2 U	0.2 U	0.2 U	0.2 U	0.2 U	0.2 U	0.2 U	0.2 U	0.2 U
Dibenzo(a,h)anthracene	µg/L	NS	0.0093	0.2 U	0.2 U	0.2 U	0.2 U	0.2 U	0.2 U	0.2 U	0.2 U	0.2 U
Dibenzofuran	µg/L	NS	12	1 U	1 U	1 U	1 U	1 U	1 U	1 U	1 U	1 U
Diethyl phthalate	µg/L	NS	NS	1 U	1 U	1 U	1 U	1 U	1 U	1 U	1 U	1 U
Dimethyl phthalate	µg/L	NS	360000	1 U	1 U	1 U	1 U	1 U	1 U	1 U	1 U	1 U
Di-n-butyl phthalate	µg/L	NS	NS	1 U	1 U	1 U	1 U	1 U	1 U	1 U	1 U	1 U
Di-n-octyl phthalate	µg/L	NS	1500	1 U	1 U	1 U	1 U	1 U	1 U	1 U	1 U	1 U
Fluoranthene	µg/L	NS	NS	0.2 U	0.2 U	0.2 U	0.2 U	0.2 U	0.2 U	0.2 U	0.2 U	0.2 U
Fluorene	µg/L	NS	NS	0.2 U	0.2 U	0.2 U	0.2 U	0.2 U	0.2 U	0.2 U	0.2 U	0.2 U
Hexachlorobenzene	µg/L	1	0.042	0.2 U	0.2 U	0.2 U	0.2 U	0.2 U	0.2 U	0.2 U	0.2 U	0.2 U
Hexachlorobutadiene	µg/L	NS	0.86	1 U	1 U	1 U	1 U	1 U	1 U	1 U	1 U	1 U
Hexachlorocyclopentadiene	µg/L	50	220	10 R	10 R	10 R	10 R	10 R	10 R	10 R	10 R	10 R
Hexachloroethane	µg/L	NS	4.8	1 U	1 U	1 R	1 R	1 U	1 U	1 R	1 R	1 R
Indeno(1,2,3-cd)pyrene	µg/L	NS	0.092	0.2 U	0.2 U	0.2 U	0.2 U	0.2 U	0.2 U	0.2 U	0.2 U	0.2 U
Isophorone	µg/L	NS	71	1 U	1 U	1 U	1 U	1 U	1 U	1 U	1 U	1 U
Naphthalene	µg/L	NS	6.2	0.2 U	0.2 U	0.2 U	0.2 U	0.2 U	0.2 U	0.2 U	0.2 U	0.2 U
Nitrobenzene	µg/L	NS	3.4	1 U	1 U	1 U	1 U	1 U	1 U	1 U	1 U	1 U
N-Nitroso-di-n-propylamine	µg/L	NS	9600	1 U	1 U	1 U	1 U	1 U	1 U	1 U	1 U	1 U
N-Nitrosodiphenylamine	µg/L	NS	14	1 U	1 U	1 U	1 U	1 U	1 U	1 U	1 U	1 U
Pentachlorophenol	µg/L	1	0.56	5 UJ	5 UJ	5 U	5 U	5 UJ	5 UJ	5 U	5 UJ	5 U
Phenanthrene	µg/L	NS	NS	0.2 U	0.2 U	0.2 U	0.2 U	0.2 U	0.2 U	0.2 U	0.2 U	0.2 U
Phenol	µg/L	NS	11000	1 U	1 U	1 U	1 U	1 U	1 U	1 U	1 UJ	1 U
Pyrene	µg/L	NS	NS	0.2 U	0.2 U	0.2 U	0.2 U	0.2 U	0.2 U	0.2 U	0.2 U	0.2 U

Notes:

NS = no standard

Bold = detected compound above the MDL

N/A = Not Analyzed

Table 3-6 FWGWMP July 2007 SVOCs Analytical Results

Data Qualifiers

Data qualifier flags are used in an effort to describe the quality of each piece of data for each constituent. These flags are letter codes appended to the numerical data. The following data qualifiers are specified in the USACE Louisville Chemistry Guidelines (LCG). For a complete explanation of qualifiers used for each constituent please refer to the Data Verification Summaries in Appendix B.

U- The analyte was analyzed for but not detected. The numerical value preceding the U is the associated reporting limit.

J- The identification of the analyte is acceptable, but the quality assurance criteria indicate that the quantitative values may be outside the normal expected range of precision (i.e., the quantitative value is estimated). Examples include:
- Results detected above the laboratory MDL but less than the laboratory reporting limit.
- MS/MSD percent recoveries outside the acceptance criteria.
- Laboratory control sample (LCS) percent recoveries outside acceptance criteria.

R- Data are considered to be rejected and shall not be used. This flag denotes the failure of quality control criteria such that it cannot be determined if the analyte is present or absent from the sample [e.g., the method reporting limit (MRL) verification standard was below quality control guidelines; associated sample results that were non-detect are unusable].

UJ- This flag is a combination of the U and J qualifiers which indicate that the analyte is not present. The reported value is considered to be an estimated reporting limit (RL).

B- The B flag is used for both organic and inorganic analyses when the analyte is found in the method blank or any of the field blanks. This designation overrides the Contract Laboratory Program (CLP) “B” designation when used by the laboratory as an estimated value for inorganics.

Table 3-7 FWGWMP July 2007 Pesticides and PCBs Analytical Results

Station ID				BKGmw-004	BKGmw-005	BKGmw-006	BKGmw-008	BKGmw-010	BKGmw-012	BKGmw-013
Sample ID		MCL	Region 9 PRG	FWGBKGMW-004C-0460-GW	FWGBKGMW-005C-0461-GW	FWGBKGMW-006C-0462-GW	FWGBKGMW-008C-0463-GW	FWGBKGMW-010C-0464-GW	FWGBKGMW-012C-0465-GW	FWGBKGMW-013C-0466-GW
Date Collected				7/10/2007	7/12/2007	7/12/2007	7/10/2007	7/10&11/2007	7/10/2007	7/11/2007
Sample Type				Grab	Grab	Grab	Grab	Grab	Grab	Grab
Analyte	Units									
4,4'-DDD	µg/L	NS	0.28	0.03 U	0.03 U	0.03 UJ	0.03 U	0.03 U	0.03 U	0.03 U
4,4'-DDE	µg/L	NS	0.2	0.03 U	0.03 U	0.03 UJ	0.03 U	0.03 U	0.03 U	0.03 U
4,4'-DDT	µg/L	NS	0.2	0.03 U	0.03 U	0.03 UJ	0.03 U	0.03 U	0.03 U	0.03 U
Aldrin	µg/L	NS	0.003	0.03 U	0.03 U	0.03 UJ	0.03 U	0.03 U	0.03 U	0.03 U
alpha-BHC	µg/L	NS	0.011	0.03 U	0.03 U	0.03 UJ	0.03 U	0.03 U	0.03 U	0.03 U
alpha-Chordane	µg/L	NS	NS	0.03 U	0.03 U	0.03 UJ	0.03 U	**0.009 J**	0.03 U	0.03 U
beta-BHC	µg/L	NS	0.032	0.03 U	0.03 U	0.03 UJ	0.03 U	0.03 U	**0.017 J**	0.03 U
delta-BHC	µg/L	NS	NS	0.03 U	0.03 U	0.03 UJ	0.03 U	**0.0066 J**	0.03 U	0.03 U
Dieldrin	µg/L	NS	0.0023	0.03 U	0.03 U	0.03 UJ	0.03 U	0.03 U	0.03 U	0.03 U
Endosulfan I	µg/L	NS	0.022	0.025 UJ	0.025 UJ	0.025 UJ	0.025 UJ	0.025 UJ	0.025 UJ	0.025 UJ
Endosulfan II	µg/L	NS	0.022	0.025 U	0.025 U	0.025 UJ	0.025 U	0.025 U	0.025 U	0.025 U
Endosulfan sulfate	µg/L	NS	NS	0.03 U	0.03 U	0.03 UJ	0.03 U	0.03 U	0.03 U	0.03 U
Endrin	µg/L	2	11	0.03 U	0.03 U	0.03 UJ	0.03 U	0.03 U	0.03 U	0.03 U
Endrin aldehyde	µg/L	NS	11	0.03 U	0.03 U	0.03 UJ	0.03 U	0.03 U	0.03 U	0.03 U
Endrin ketone	µg/L	NS	NS	0.03 U	0.03 U	0.03 UJ	0.03 U	0.03 U	0.03 U	0.03 U
Gamma-BHC	µg/L	0.2	0.052	0.03 U	0.03 U	0.03 UJ	0.03 U	0.03 U	0.03 U	0.03 U
gamma-Chlordane	µg/L	NS	NS	0.03 U	0.03 U	0.03 UJ	0.03 U	0.03 U	0.03 U	0.03 U
Heptachlor	µg/L	0.4	0.015	0.03 U	0.03 U	0.03 UJ	0.03 U	0.03 U	0.03 U	0.03 U
Heptachlor epoxide	µg/L	0.2	0.0074	0.03 U	0.03 U	0.03 UJ	0.03 U	0.03 U	0.03 U	0.03 U
Methoxychlor	µg/L	40	180	0.1 U	0.1 U	0.1 UJ	0.1 U	0.1 U	0.1 U	0.1 U
Toxaphene	µg/L	3	0.061	2 U	2 R	2 R	2 U	2 U	2 U	2 U
PCB- 1016	µg/L	0.5	0.034	0.5 UJ	0.5 UJ	0.5 UJ	0.5 U	0.5 U	0.5 UJ	0.5 UJ
PCB- 1221	µg/L	0.5	0.034	0.5 UJ	0.5 UJ	0.5 UJ	0.5 U	0.5 U	0.5 UJ	0.5 UJ
PCB- 1232	µg/L	0.5	0.034	0.5 UJ	0.5 UJ	0.5 UJ	0.5 U	0.5 U	0.5 UJ	0.5 UJ
PCB- 1242	µg/L	0.5	0.034	0.5 UJ	0.5 UJ	0.5 UJ	0.5 U	0.5 U	0.5 UJ	0.5 UJ
PCB- 1248	µg/L	0.5	0.034	0.5 UJ	0.5 UJ	0.5 UJ	0.5 U	0.5 U	0.5 UJ	0.5 UJ
PCB- 1254	µg/L	0.5	0.034	0.5 UJ	0.5 UJ	0.5 UJ	0.5 U	0.5 U	0.5 UJ	0.5 UJ
PCB- 1260	µg/L	0.5	0.034	0.5 UJ	0.5 UJ	0.5 UJ	0.5 U	0.5 U	0.5 UJ	0.5 UJ

Notes:

NS = no standard

Bold = detected compound above the MDL

N/A = Not Analyzed

Table 3-7 FWGWMP July 2007 Pesticides and PCBs Analytical Results

Station ID				BKGmw-015	BKGmw-016	BKGmw-017	BKGmw-018	BKGmw-019	BKGmw-020	BKGmw-021
Sample ID		MCL	Region 9 PRG	FWGBKGMW-015C-0467-GW	FWGBKGMW-016C-0468-GW	FWGBKGMW-017C-0469-GW	FWGBKGMW-018C-0470-GW	FWGBKGMW-019C-0471-GW	FWGBKGMW-020C-0472-GW	FWGBKGMW-021C-0473-GW
Date Collected				7/12/2007	7/12/2007	7/12/2007	7/12/2007	7/11/2007	7/11/2007	7/10/2007
Sample Type				Grab	Grab	Grab	Grab	Grab	Grab	Grab
Analyte	Units									
4,4'-DDD	µg/L	NS	0.28	0.03 U	0.03 U	0.03 U	0.03 U	0.03 UJ	0.03 U	0.03 U
4,4'-DDE	µg/L	NS	0.2	0.03 U	0.03 U	0.03 U	0.03 U	0.03 UJ	0.03 U	0.03 U
4,4'-DDT	µg/L	NS	0.2	0.03 U	0.03 U	0.03 U	0.03 U	0.03 UJ	0.03 U	0.03 U
Aldrin	µg/L	NS	0.003	0.03 U	0.03 U	0.03 U	0.03 U	0.03 UJ	0.03 U	0.03 U
alpha-BHC	µg/L	NS	0.011	0.03 U	0.03 U	0.03 U	0.03 U	0.03 UJ	0.03 U	0.03 U
alpha-Chordane	µg/L	NS	NS	0.03 U	0.03 U	0.03 U	0.03 U	0.03 UJ	0.03 U	0.03 U
beta-BHC	µg/L	NS	0.032	0.03 U	0.03 U	0.03 U	0.03 U	0.03 UJ	0.03 U	0.03 U
delta-BHC	µg/L	NS	NS	0.03 U	0.03 U	0.03 U	0.03 U	0.03 UJ	0.03 U	0.03 U
Dieldrin	µg/L	NS	0.0023	0.03 U	0.03 U	0.03 U	0.03 U	0.03 UJ	0.03 U	0.03 U
Endosulfan I	µg/L	NS	0.022	0.025 UJ	0.025 UJ	0.025 UJ	0.025 UJ	0.025 UJ	0.025 UJ	0.025 UJ
Endosulfan II	µg/L	NS	0.022	0.025 U	0.025 U	0.025 U	0.025 U	0.025 UJ	0.025 U	0.025 U
Endosulfan sulfate	µg/L	NS	NS	0.03 U	0.03 U	0.03 U	0.03 U	0.03 UJ	0.03 U	0.03 U
Endrin	µg/L	2	11	0.03 U	0.03 U	0.03 U	0.03 U	0.03 UJ	0.03 U	0.03 U
Endrin aldehyde	µg/L	NS	11	0.03 U	0.03 U	0.03 U	0.03 U	0.03 UJ	0.03 U	0.03 U
Endrin ketone	µg/L	NS	NS	0.03 U	0.03 U	0.03 U	0.03 U	0.03 UJ	0.03 U	0.03 U
Gamma-BHC	µg/L	0.2	0.052	0.03 U	0.03 U	0.03 U	0.03 U	0.03 UJ	0.03 U	0.03 U
gamma-Chlordane	µg/L	NS	NS	0.03 U	0.03 U	0.03 U	0.03 U	0.03 UJ	0.03 U	0.03 U
Heptachlor	µg/L	0.4	0.015	0.03 U	0.03 U	0.03 U	0.03 U	0.03 UJ	0.03 U	0.03 U
Heptachlor epoxide	µg/L	0.2	0.0074	0.03 U	0.03 U	0.03 U	0.03 U	0.03 UJ	0.03 U	0.03 U
Methoxychlor	µg/L	40	180	0.1 U	0.1 U	0.1 U	0.1 U	0.1 UJ	0.1 U	0.1 U
Toxaphene	µg/L	3	0.061	2 R	2 R	2 R	2 R	2 R	2 U	2 U
PCB- 1016	µg/L	0.5	0.034	0.5 U	0.5 U	0.5 UJ	0.5 U	0.5 UJ	0.5 U	0.5 U
PCB- 1221	µg/L	0.5	0.034	0.5 U	0.5 U	0.5 UJ	0.5 U	0.5 UJ	0.5 U	0.5 U
PCB- 1232	µg/L	0.5	0.034	0.5 U	0.5 U	0.5 UJ	0.5 U	0.5 UJ	0.5 U	0.5 U
PCB- 1242	µg/L	0.5	0.034	0.5 U	0.5 U	0.5 UJ	0.5 U	0.5 UJ	0.5 U	0.5 U
PCB- 1248	µg/L	0.5	0.034	0.5 U	0.5 U	0.5 UJ	0.5 U	0.5 UJ	0.5 U	0.5 U
PCB- 1254	µg/L	0.5	0.034	0.5 U	0.5 U	0.5 UJ	0.5 U	0.5 UJ	0.5 U	0.5 U
PCB- 1260	µg/L	0.5	0.034	0.5 U	0.5 U	0.5 UJ	0.5 U	0.5 UJ	0.5 U	0.5 U

Notes:

NS = no standard

Bold = detected compound above the MDL

N/A = Not Analyzed

Table 3-7 FWGWMP July 2007 Pesticides and PCBs Analytical Results

Station ID				CBPmw-006	CBPmw-007	DA2mw-107	LL11mw-002	LL11mw-007	LL12mw-153	LL12mw-182	LL12mw-183
Sample ID		MCL	Region 9 PRG	FWGCBPMW-006C-0474-GW	FWGCBPMW-007C-0475-GW	FWGDA2MW-DET1bR-0476-GW	FWGLL11MW-002C-0478-GW	FWGLL11MW-007C-0479-GW	FWGLL12MW-153C-0480-GW	FWGLL12MW-182C-0481-GW	FWGLL12MW-183C-0482-GW
Date Collected				7/10/2007	7/10/2007	7/9/2007	7/11/2007	7/11/2007	7/10/2007	7/10/2007	7/10/2007
Sample Type				Grab	Grab	Grab	Grab	Grab	Grab	Grab	Grab
Analyte	Units										
4,4'-DDD	µg/L	NS	0.28	0.03 UJ	0.03 U	0.03 U	0.03 U	0.03 U	0.03 UJ	0.03 U	0.03 U
4,4'-DDE	µg/L	NS	0.2	0.03 UJ	0.03 U	0.03 U	0.03 U	0.03 U	0.03 UJ	0.03 U	0.03 U
4,4'-DDT	µg/L	NS	0.2	0.03 UJ	0.03 U	0.03 U	0.03 U	0.03 U	0.03 UJ	0.03 U	0.03 U
Aldrin	µg/L	NS	0.003	0.03 UJ	0.03 U	0.03 U	0.03 U	0.03 U	0.03 UJ	0.03 U	0.03 U
alpha-BHC	µg/L	NS	0.011	0.03 UJ	0.03 U	0.03 U	0.03 U	0.03 U	0.03 UJ	0.03 U	0.03 U
alpha-Chordane	µg/L	NS	NS	0.03 UJ	0.03 U	0.03 U	0.03 U	0.03 U	0.03 UJ	0.03 U	0.03 U
beta-BHC	µg/L	NS	0.032	0.03 UJ	0.03 U	0.03 U	**0.013 J**	0.03 U	0.03 UJ	0.03 U	0.03 U
delta-BHC	µg/L	NS	NS	0.03 UJ	0.03 U	0.03 U	0.03 U	0.03 U	0.03 UJ	0.03 U	0.03 U
Dieldrin	µg/L	NS	0.0023	0.03 UJ	0.03 U	0.03 U	0.03 U	0.03 U	0.03 UJ	0.03 U	0.03 U
Endosulfan I	µg/L	NS	0.022	0.025 UJ	0.025 UJ	0.025 UJ	0.025 UJ	0.025 UJ	0.025 UJ	0.025 UJ	0.025 UJ
Endosulfan II	µg/L	NS	0.022	0.025 UJ	0.025 U	0.025 U	0.025 U	0.025 U	0.025 UJ	0.025 U	0.025 U
Endosulfan sulfate	µg/L	NS	NS	0.03 UJ	0.03 U	0.03 U	0.03 U	0.03 U	0.03 UJ	0.03 U	0.03 U
Endrin	µg/L	2	11	0.03 UJ	0.03 U	0.03 U	0.03 U	0.03 U	0.03 UJ	0.03 U	0.03 U
Endrin aldehyde	µg/L	NS	11	0.03 UJ	0.03 U	0.03 U	0.03 U	0.03 U	0.03 UJ	0.03 U	0.03 U
Endrin ketone	µg/L	NS	NS	0.03 UJ	0.03 U	0.03 U	0.03 U	0.03 U	0.03 UJ	0.03 U	0.03 U
Gamma-BHC	µg/L	0.2	0.052	0.03 UJ	0.03 U	0.03 U	0.03 U	0.03 U	0.03 UJ	0.03 U	0.03 U
gamma-Chlordane	µg/L	NS	NS	0.03 UJ	0.03 U	0.03 U	0.03 U	0.03 U	0.03 UJ	0.03 U	0.03 U
Heptachlor	µg/L	0.4	0.015	0.03 UJ	0.03 U	0.03 U	0.03 U	0.03 U	0.03 UJ	0.03 U	0.03 U
Heptachlor epoxide	µg/L	0.2	0.0074	0.03 UJ	0.03 U	0.03 U	0.03 U	0.03 U	0.03 UJ	0.03 U	0.03 U
Methoxychlor	µg/L	40	180	0.1 UJ	0.1 U	0.1 U	0.1 U	0.1 U	0.1 UJ	0.1 U	0.1 U
Toxaphene	µg/L	3	0.061	2 UJ	2 U	2 U	2 U	2 U	2 UJ	2 U	2 U
PCB- 1016	µg/L	0.5	0.034	0.5 UJ	0.5 U	0.5 UJ	0.5 UJ	0.5 UJ	0.5 UJ	0.5 UJ	0.5 U
PCB- 1221	µg/L	0.5	0.034	0.5 UJ	0.5 U	0.5 UJ	0.5 UJ	0.5 UJ	0.5 UJ	0.5 UJ	0.5 U
PCB- 1232	µg/L	0.5	0.034	0.5 UJ	0.5 U	0.5 UJ	0.5 UJ	0.5 UJ	0.5 UJ	0.5 UJ	0.5 U
PCB- 1242	µg/L	0.5	0.034	0.5 UJ	0.5 U	0.5 UJ	0.5 UJ	0.5 UJ	0.5 UJ	0.5 UJ	0.5 U
PCB- 1248	µg/L	0.5	0.034	0.5 UJ	0.5 U	0.5 UJ	0.5 UJ	0.5 UJ	0.5 UJ	0.5 UJ	0.5 U
PCB- 1254	µg/L	0.5	0.034	0.5 UJ	0.5 U	0.5 UJ	0.5 UJ	0.5 UJ	0.5 UJ	0.5 UJ	0.5 U
PCB- 1260	µg/L	0.5	0.034	0.5 UJ	0.5 U	0.5 UJ	0.5 U	0.5 UJ	0.5 UJ	0.5 UJ	0.5 U

Notes:

NS = no standard

Bold = detected compound above the MDL

N/A = Not Analyzed

Table 3-7 FWGWMP July 2007 Pesticides and PCBs Analytical Results

Station ID				LL12mw-186	LL1mw-078	LL1mw-080	LL1mw-083	LL2mw-059	LL2mw-262	LL2mw-263
Sample ID		MCL	Region 9 PRG	FWGLL12MW-186C-0483-GW	FWGLL1mw-078C-0484-GW	FWGLL1mw-080C-0485-GW	FWGLL1mw-083C-0486-GW	FWGLL2mw-059C-0487-GW	FWGLL2mw-262C-0488-GW	FWGLL2mw-263C-0489-GW
Date Collected				7/10/2007	7/9/2007	7/9/2007	7/9/2007	7/9/2007	7/9/2007	7/9/2007
Sample Type				Grab	Grab	Grab	Grab	Grab	Grab	Grab
Analyte	Units									
4,4'-DDD	µg/L	NS	0.28	0.03 UJ	0.03 U	0.3 U	0.6 U	0.03 U	0.03 U	0.03 UJ
4,4'-DDE	µg/L	NS	0.2	0.03 UJ	0.03 U	0.3 U	0.6 U	0.03 U	0.03 U	0.03 UJ
4,4'-DDT	µg/L	NS	0.2	0.03 UJ	0.03 U	0.3 U	0.6 U	0.03 U	0.03 U	0.03 UJ
Aldrin	µg/L	NS	0.003	0.03 UJ	0.03 U	0.3 U	0.6 U	0.03 U	0.03 U	0.03 UJ
alpha-BHC	µg/L	NS	0.011	0.03 UJ	0.03 U	0.3 U	0.6 U	0.03 U	0.03 U	0.03 UJ
alpha-Chordane	µg/L	NS	NS	0.03 UJ	0.03 U	0.3 U	0.6 U	0.03 U	0.03 U	0.03 UJ
beta-BHC	µg/L	NS	0.032	0.03 UJ	0.03 U	0.3 U	0.6 U	**0.0084 J**	0.03 U	0.03 UJ
delta-BHC	µg/L	NS	NS	0.03 UJ	0.03 U	0.3 U	0.6 U	0.03 U	0.03 U	0.03 UJ
Dieldrin	µg/L	NS	0.0023	0.03 UJ	0.03 U	0.3 U	0.6 U	0.03 U	0.03 U	0.03 UJ
Endosulfan I	µg/L	NS	0.022	0.025 UJ	0.025 UJ	0.25 UJ	0.5 UJ	0.025 UJ	0.025 UJ	0.025 UJ
Endosulfan II	µg/L	NS	0.022	0.025 UJ	0.025 U	0.25 U	0.5 U	0.025 U	0.025 U	0.025 UJ
Endosulfan sulfate	µg/L	NS	NS	0.03 UJ	0.03 U	0.3 U	0.6 U	0.03 U	0.03 U	0.03 UJ
Endrin	µg/L	2	11	0.03 UJ	0.03 U	0.3 U	0.6 U	0.03 U	0.03 U	0.03 UJ
Endrin aldehyde	µg/L	NS	11	0.03 UJ	0.03 U	0.3 U	0.6 U	0.03 U	0.03 U	0.03 UJ
Endrin ketone	µg/L	NS	NS	0.03 UJ	0.03 U	0.3 U	0.6 U	0.03 U	0.03 U	0.03 UJ
Gamma-BHC	µg/L	0.2	0.052	0.03 UJ	0.03 U	0.3 U	0.6 U	0.03 U	0.03 U	0.03 UJ
gamma-Chlordane	µg/L	NS	NS	0.03 UJ	0.03 U	0.3 U	0.6 U	0.03 U	0.03 U	0.03 UJ
Heptachlor	µg/L	0.4	0.015	0.03 UJ	0.03 U	0.3 U	0.6 U	0.03 U	0.03 U	0.03 UJ
Heptachlor epoxide	µg/L	0.2	0.0074	0.03 UJ	0.03 U	0.3 U	0.6 U	0.03 U	0.03 U	0.03 UJ
Methoxychlor	µg/L	40	180	0.1 UJ	0.1 U	1 U	2 U	0.1 U	0.1 U	0.1 UJ
Toxaphene	µg/L	3	0.061	2 UJ	2 U	20 U	40 U	2 U	2 U	2 UJ
PCB- 1016	µg/L	0.5	0.034	0.5 UJ	0.5 U	0.5 U	0.5 U	0.5 U	0.5 U	0.5 U
PCB- 1221	µg/L	0.5	0.034	0.5 UJ	0.5 U	0.5 U	0.5 U	0.5 U	0.5 U	0.5 U
PCB- 1232	µg/L	0.5	0.034	0.5 UJ	0.5 U	0.5 U	0.5 U	0.5 U	0.5 U	0.5 U
PCB- 1242	µg/L	0.5	0.034	0.5 UJ	0.5 U	0.5 U	0.5 U	0.5 U	0.5 U	0.5 U
PCB- 1248	µg/L	0.5	0.034	0.5 UJ	0.5 U	0.5 U	0.5 U	0.5 U	0.5 U	0.5 U
PCB- 1254	µg/L	0.5	0.034	0.5 UJ	0.5 U	0.5 U	0.5 U	0.5 U	0.5 U	0.5 U
PCB- 1260	µg/L	0.5	0.034	0.5 UJ	0.5 U	0.5 U	0.5 U	0.5 U	0.5 U	0.5 U

Notes:

NS = no standard

Bold = detected compound above the MDL

N/A = Not Analyzed

Table 3-7 FWGWMP July 2007 Pesticides and PCBs Analytical Results

Station ID				LL3mw-238	LL3mw-242	LL4mw-198	LL4mw-199	WBGmw-006	WBGmw-007	WBGmw-009
Sample ID		MCL	Region 9 PRG	FWGLL3mw-238C-0490-GW	FWGLL3MW-242C-0491-GW	FWGLL4MW-198C-0492-GW	FWGLL4MW-199C-0493-GW	FWGWBGMW-006C-0494-GW	FWGWBGMW-007C-0495-GW	FWGWBGMW-009C-0496-GW
Date Collected				7/11/2007	7/11/2007	7/9/2007	7/9/2007	7/11/2007	7/11/2007	7/11/2007
Sample Type				Grab	Grab	Grab	Grab	Grab	Grab	Grab
Analyte	Units									
4,4'-DDD	µg/L	NS	0.28	1.5 UJ	0.03 U	0.03 UJ	0.03 U	0.03 U	0.03 U	0.03 U
4,4'-DDE	µg/L	NS	0.2	1.5 UJ	0.03 U	0.03 UJ	0.03 U	0.03 U	0.03 U	0.03 U
4,4'-DDT	µg/L	NS	0.2	1.5 UJ	0.03 U	0.03 UJ	0.03 U	0.03 U	0.03 U	0.03 U
Aldrin	µg/L	NS	0.003	1.5 UJ	0.03 U	0.03 UJ	0.03 U	0.03 U	0.03 U	0.03 U
alpha-BHC	µg/L	NS	0.011	1.5 UJ	0.03 U	0.03 UJ	0.03 U	0.03 U	0.03 U	0.03 U
alpha-Chordane	µg/L	NS	NS	1.5 UJ	0.03 U	0.03 UJ	0.03 U	0.03 U	0.03 U	0.03 U
beta-BHC	µg/L	NS	0.032	1.5 UJ	0.03 U	0.03 UJ	0.03 U	0.03 U	0.03 U	0.03 U
delta-BHC	µg/L	NS	NS	1.5 UJ	0.03 U	0.03 UJ	0.03 U	0.03 U	0.03 U	0.03 U
Dieldrin	µg/L	NS	0.0023	1.5 UJ	0.03 U	0.03 UJ	0.03 U	0.03 U	0.03 U	0.03 U
Endosulfan I	µg/L	NS	0.022	1.2 UJ	0.025 UJ	0.025 UJ	0.025 UJ	0.025 UJ	0.025 UJ	0.025 UJ
Endosulfan II	µg/L	NS	0.022	1.2 UJ	0.025 U	0.025 UJ	0.025 U	0.025 U	0.025 U	0.025 U
Endosulfan sulfate	µg/L	NS	NS	1.5 UJ	0.03 U	0.03 UJ	0.03 U	0.03 U	0.03 U	0.03 U
Endrin	µg/L	2	11	1.5 UJ	0.03 U	0.03 UJ	0.03 U	0.03 U	0.03 U	0.03 U
Endrin aldehyde	µg/L	NS	11	1.5 UJ	0.03 U	0.03 UJ	0.03 U	0.03 U	0.03 U	0.03 U
Endrin ketone	µg/L	NS	NS	1.5 UJ	0.03 U	0.03 UJ	0.03 U	0.03 U	0.03 U	0.03 U
Gamma-BHC	µg/L	0.2	0.052	1.5 UJ	0.03 U	0.03 UJ	0.03 U	0.03 U	0.03 U	0.03 U
gamma-Chlordane	µg/L	NS	NS	1.5 UJ	0.03 U	0.03 UJ	0.03 U	0.03 U	0.03 U	0.03 U
Heptachlor	µg/L	0.4	0.015	1.5 UJ	0.03 U	0.03 UJ	0.03 U	0.03 U	0.03 U	0.03 U
Heptachlor epoxide	µg/L	0.2	0.0074	1.5 UJ	0.03 U	0.03 UJ	0.03 U	0.03 U	0.03 U	0.03 U
Methoxychlor	µg/L	40	180	5 UJ	0.1 U	0.1 UJ	0.1 U	0.1 U	0.1 U	0.1 U
Toxaphene	µg/L	3	0.061	100 UJ	2 U	2 UJ	2 U	2 U	2 U	2 U
PCB- 1016	µg/L	0.5	0.034	0.5 UJ	0.5 U	0.5 UJ	0.5 UJ	0.5 U	0.5 U	0.5 UJ
PCB- 1221	µg/L	0.5	0.034	0.5 UJ	0.5 U	0.5 UJ	0.5 UJ	0.5 U	0.5 U	0.5 UJ
PCB- 1232	µg/L	0.5	0.034	0.5 UJ	0.5 U	0.5 UJ	0.5 UJ	0.5 U	0.5 U	0.5 UJ
PCB- 1242	µg/L	0.5	0.034	0.5 UJ	0.5 U	0.5 UJ	0.5 UJ	0.5 U	0.5 U	0.5 UJ
PCB- 1248	µg/L	0.5	0.034	0.5 UJ	0.5 U	0.5 UJ	0.5 UJ	0.5 U	0.5 U	0.5 UJ
PCB- 1254	µg/L	0.5	0.034	0.5 UJ	0.5 U	0.5 UJ	0.5 UJ	0.5 U	0.5 U	0.5 UJ
PCB- 1260	µg/L	0.5	0.034	0.5 UJ	0.5 U	0.5 UJ	0.5 UJ	0.5 U	0.5 U	0.5 UJ

Notes:

NS = no standard

Bold = detected compound above the MDL

N/A = Not Analyzed

Table 3-7 FWGWMP July 2007 Pesticide and PCBs Analytical Results

Data Qualifiers

Data qualifier flags are used in an effort to describe the quality of each piece of data for each constituent. These flags are letter codes appended to the numerical data. The following data qualifiers are specified in the USACE Louisville Chemistry Guidelines (LCG). For a complete explanation of qualifiers used for each constituent please refer to the Data Verification Summaries in Appendix B.

U- The analyte was analyzed for but not detected. The numerical value preceding the U is the associated reporting limit.

J- The identification of the analyte is acceptable, but the quality assurance criteria indicate that the quantitative values may be outside the normal expected range of precision (i.e., the quantitative value is estimated). Examples include:

- Results detected above the laboratory MDL but less than the laboratory reporting limit.
- MS/MSD percent recoveries outside the acceptance criteria.
- Laboratory control sample (LCS) percent recoveries outside acceptance criteria.

R- Data are considered to be rejected and shall not be used. This flag denotes the failure of quality control criteria such that it cannot be determined if the analyte is present or absent from the sample [e.g., the method reporting limit (MRL) verification standard was below quality control guidelines; associated sample results that were non-detect are unusable].

UJ- This flag is a combination of the U and J qualifiers which indicate that the analyte is not present. The reported value is considered to be an estimated reporting limit (RL).

B- The B flag is used for both organic and inorganic analyses when the analyte is found in the method blank or any of the field blanks. This designation overrides the Contract Laboratory Program (CLP) “B” designation when used by the laboratory as an estimated value for inorganics.

3.3 Data Verification/Validation

As discussed in Sections 2.3 and 3.2, all chemical data was generated by Test America and GPL (EQM does not however verify GPL data). A three step process is then conducted which involves the lab, the ADR data program, and a data validator performing the data verification and validation of the data. The First Step is where each lab analyzes the data and assigns a qualifier as necessary in full accordance with USEPA and Louisville Chemistry (LCG) guidelines.

The data verification and validation process is continued with Step Two; when the data validator verifies all data received from Test America, and validates greater than 10% of the data by running the lab data through the ADR program. The USACE-supplied ADR program assigned qualifiers to the data as necessary consistent with the programmed criteria of the ADR software. The Third step is when the data validator then uses professional judgment to check the validity of the qualified data and either accepts, rejects, or re-qualifies the ADR results following strict LCG and USEPA guidelines.

After this three-step process has been completed, the resulting final ADR qualifiers may not match the original lab qualifiers which are presented in on the laboratory data sheets. As a result of the data validation process, one or more of four possibilities listed occurs:

1. The lab assigns a B, J, or E to the data, and ADR and/or the data validator changes the qualifier to a J, UJ, U, B, or R.
2. The lab assigns no qualifier to the data, and ADR and/or the data validator assigns a J, UJ, U, B, or R to the data.
3. The lab assigns a B, J, or E to the data, and ADR and/or the data validator assigns no qualifier to the data.
4. The lab may assign a J qualifier or use no qualifier, and ADR and/or the data validator accepts the lab designation.

For the July 2007 Sampling Event Report, the laboratory data with laboratory derived qualifiers following USEPA and LGC criteria are presented in Appendix B. The verification reports for the data are also presented in Appendix B, which includes the definitions of the ADR qualifiers. The data presented in Tables 3-2, 3-3, 3-5, 3-6, and 3-7 are the result of the data that has been subjected to the Three Step Process of verification and validation. These Tables display the final assigned data qualifier in accordance with ADR and LCG criteria.

Data qualifier flags are used in an effort to describe the quality of each piece of data for each constituent. These flags are letter codes appended to the numerical data. The following data qualifiers are specified in the USACE Louisville Chemistry Guidelines (LCG). For a complete explanation of qualifiers used for each constituent please refer to the Data Verification Summaries in Appendix B.

- U - The analyte was analyzed for but not detected. The numerical value preceding the U is the associated reporting limit.

- J - The identification of the analyte is acceptable, but the quality assurance criteria indicate that the quantitative values may be outside the normal expected range of precision (i.e., the quantitative value is estimated). Examples include:
  - Results detected above the laboratory MDL but less than the laboratory reporting limit.
  - MS/MSD percent recoveries outside the acceptance criteria.
  - Laboratory control sample (LCS) percent recoveries outside acceptance criteria.

- R - Data are considered to be rejected and shall not be used. This flag denotes the failure of quality control criteria such that it cannot be determined if the analyte is present or absent from the sample [e.g., the method reporting limit (MRL) verification standard was below quality control guidelines; associated sample results that were non-detect are unusable].

- UJ - This flag is a combination of the U and J qualifiers which indicate that the analyte is not present. The reported value is considered to be an estimated reporting limit (RL).

- B - The B flag is used for both organic and inorganic analyses when the analyte is found in the method blank or any of the field blanks. This designation overrides the Contract Laboratory Program (CLP) "B" designation when used by the laboratory as an estimated value for inorganics.

Thirty six wells were sampled during a four-day sampling event from July 9, 2007 through July 12, 2007. During this event, fifteen trip blanks were submitted for volatile analysis to Test America.

Four field duplicates were collected on four separate days in order to assess the quality and consistency of sample collection. Project requirements of 10% field duplicates were met for this sampling event. In addition, four laboratory splits were collected and analyzed on four separate days of sampling in order to assess the quality and consistency of the laboratory analysis. The project requirements of taking 10% laboratory splits were met for this sampling event.

An equipment rinse blank was collected during each day of the sampling event.

For the July 2007 sampling event the following laboratory or field contamination at detections greater than ½ the method reporting limit (MRL) was reported for the field QA/QC samples (blank results that were greater than ½ the MRL resulted in qualification of the sample result). For a discussion of method blank contamination please reference the Data Verification Reports and the Laboratory Case Narrative.

July 9, 2007
A filter blank was analyzed. Samples FWGLL4mw-199c-0493-GW and FWGLL1mw-198c-0492-GW were filtered prior to extraction due to the presence of excessive

sediment. The filter blank detected 1,3,5-Trinitrobenzene at 0.036 µg/L. There were no detected results. Therefore no qualifications were made.

FWGEQUIPRinse1-0501-GW had RDX was detected at 0.062 µg/L. Samples FWGLL2mw-059c-0487-GW and FWGLL1mw-DUP3-0499-GW were qualified "B".

July 9 and 10, 2007
FWGEQUIPRinse2-0502-GW had Toluene detected at 1.3 µg/L. Toluene was qualified "B" in samples FWGBKGmw-012c-0465-GW and FWGCBP-006c-0474-GW.

FWGEQUIPRinse2-0502-GW (in prep batch 7192095) had di-n-butyl phthalate detected at 0.73 µg/L with a RL of 1.0 µg/L. The di-n-butyl phthalate result in sample FWGLL12mw-153c-0480-GW was qualified "B".
µg

FWGEQUIPRinse2-0502-GW (prep batch 7205263) had di-n-butyl phthalate detected at 0.69 µg/L with a RL of 1.0 µg/L. The di-n-butyl phthalate result in sample FWGLL12mw-153c-0480-GW was qualified "B".

FWGEQUIPRinse2-0502-GW had RDX detected at 0.19 µg/L. Sample FWGLL12mw-186c-0483-GW RDX result was qualified "B".

July 10 and 11, 2007
FWGEQUIPRinse3-0503-GW (in prep batch 7208034) had bis(2-ethylhexyl)phthalate detected at 6.0 µg/L with a RL of 10 µg/L. Samples FWGBKGmw-013c-0466-GW, FWGBKGmw-DUP1-0497-GW, FWGLL11mw-002c-0478-GW, FWGLL11mw-007c-0479-GW, FWGLL11mw-DUP5-0500-GW, FWGLL3mw-238c-0490-GW, FWGLL3mw-242c-0491-GW, FWGWBGmw-006c-0494-GW, FWGWBGmw-007c-0495-GW, and FWGWBGmw-009c-0496-GW were qualified "B".

FWGEQUIPRinse3-0503-GW had Nitrobenzene detected at 0.16 µg/L. Samples FWGLL3mw-283c-0490-GW, FWGWBGmw-007c-0495-GW nitrobenzene results were qualified "B".

FWGEQUIPRinse3-0503-GW had aluminum detected at 25.1 µg/L with a RL of 50 µg/L. Samples FWGBKGmw-010c-0464-GF and FWGLL3mw-238c-0490-GF were qualified "B".

July 11 and 12, 2007
FWGEQUIPRinse4-0504-GW: Aluminum was detected at 197 µg/L with a RL of 50 µg/L. Sample FWGBKGmw-016c-0468-GF was qualified "B". Iron was detected at 336 µg/L with a RL of 20 µg/L. Samples FWGBKGmw-005c-0461-GF, FWGBKGmw-006c-0462-GF, FWGBKGmw-015c-0467-GF, FWGBKGmw-016c-0468-GF, FWGBKGmw-017c-0469-GF, and FWGBKGmw-018c-0470-GF were qualified "B".

Laboratory analyses were performed in analytical batches of ≤ 20 in order to maximize efficiency and group quality control requirements. Method blanks and laboratory control samples were analyzed at a frequency of 1:20 (5%) samples, or in each analytical batch whichever was greater. Sufficient volume was provided to the laboratory in order to assess matrix spike analysis on project samples at a frequency of 1:10 (10%) samples. Matrix spike/matrix spike duplicate analysis was performed by the laboratory as batch quality control at a frequency of 1:10 (10%).

Field quality control and laboratory quality control results were evaluated as part of the verification assessment provided in Appendix B. Project requirements were met for the frequency and quality of these samples.

Table 3-8 presents the percent, by analytical method, of data that was acceptable (based on data not rejected) for use. Data from one batch of samples analyzed for nitrocellulose were rejected due to a matrix spike recovery less than 30%. The number of samples from this batch comprised 18.2% of the total number of samples analyzed for nitrocellulose from this event. The other 81.8% of samples were deemed useable by the verification process.

Data was rejected during this sampling and analysis event for a variety of reasons including LCS failures, surrogate failures,(less than 10%), MRL check failures and CCV failures as described in Appendix B . Under the requirements of the LCG this data is deemed unusable. This does not however have any negative affect on the usability of other parameters analyzed under the same method. Rejected data does call into question the interpretation of that particular data for a given monitoring event and it is important to correct any problems to prevent a reoccurrence for future sampling events. Steps have been taken to correct the situations which resulted in the rejection of analytical data. Key among these steps included a scheduled on-site Performance Audit conducted at the Test America North Canton facility by EQ personnel on July 24, 2007. This visit was coordinated to coincide with the actual processing of RVAAP samples from the July 2007 sampling event. The agenda of this Performance Audit focused solely on issues which contributed to the deficiencies identified during the original data review process. A copy of the Audit Report will be included in the 2007 Annual Report.

All qualified data has been discussed in the Data Verification Reports contained in Appendix B.

All other data meets the requirements specified in the USACE Louisville Guidance Document and the QAPP associated with this site. All qualified data performed by the data validator is further discussed in the Data Verification Reports contained in Appendix B.

Table 3.8 Percent of Acceptable Data

Analytical Method	Total Number of Analytes	Number of Rejects	Percent Completeness
353.2	5	0	100.0
353.2 Modified	44	8	81.8
6010B	660	23	96.5
6020	308	0	100.0
7470A	44	0	100.0
8081A	924	8	99.1
8082	308	0	100.0
8260B	2,301	125	94.6
8270C	2,904	116	96.0
8330	704	26	96.3
9012A	44	0	100
8330 Modified	44	0	100
TOTAL	**8,290**	**326**	**96.3**

SECTION 4

REFERENCES

Portage Environmental, 2004. *RVAAP Facility-Wide Groundwater Monitoring Program Plan.*

SAIC, 2001. *RVAAP Facility-Wide Sampling and Analysis Plan/Quality Assurance Project Plan.*

SAIC, 2001b, *Phase II Remedial Investigation report for the Winklepeck Burning Grounds at Ravenna Army Ammunition Plant, Ravenna, Ohio.*

SAIC/REIMS, 2005. *Table of Reported Construction Depths from REIMS Information.*

SpecPro, Inc., 2005a. *Facility-Wide Groundwater Monitoring Program Report on the April 2005 Sampling Event, Ravenna Training and Logistics Site / Ravenna Army Ammunition Plant, Ravenna, Ohio.*

SpecPro, Inc., 2005b: *Facility-Wide Groundwater Monitoring Program, Report on the July 2005 Sampling Event, Ravenna Training and Logistics Site/Ravenna Army Ammunition Plant, Ravenna, Ohio*

SpecPro, Inc. 2006a, *Facility-Wide Groundwater Monitoring Program, Annual Report for 2005, Ravenna Training and Logistics Site/Ravenna Army Ammunition Plant, Ravenna, Ohio*

SpecPro, Inc. 2006b, *Facility-Wide Groundwater Monitoring Program, Report on the March 2006 Sampling Event, Ravenna Army Ammunition Plant, Ravenna, Ohio*

SpecPro, Inc. 2006c, *Facility-Wide Groundwater Monitoring Program, Report on the May 2006 Sampling Event, Ravenna Army Ammunition Plant, Ravenna, Ohio*

SpecPro, Inc. 2006d, (Draft) *Facility-Wide Groundwater Monitoring Program, Annual Report for 2006, Ravenna Army Ammunition Plant, Ravenna, Ohio*

SpecPro, Inc. 2007a, *Facility-Wide Groundwater Monitoring Program, Report on the July 2006 Sampling Event, Ravenna Army Ammunition Plant, Ravenna, Ohio*

SpecPro, Inc. 2007b, *Facility-Wide Groundwater Monitoring Program, Report on the October 2006 Sampling Event, Ravenna Army Ammunition Plant, Ravenna, Ohio*

SpecPro, Inc. 2007c, *Facility- Wide Groundwater Monitoring Program, Report on the January 2006 Sampling Event, Ravenna Army Ammunition Plant, Ravenna, Ohio.*

Environmental Quality Management, Inc. 2007d, *Facility- Wide Groundwater Monitoring Program, Report on the April 2006 Sampling Event, Ravenna Army Ammunition Plant, Ravenna, Ohio*.

APPENDIX A

FIELD LOG BOOK SHEETS
DAILY QC CONTROL REPORTS

COMPREHENSIVE WATER LEVEL MEASUREMENTS

RVAAP FACILITY-WIDE GROUNDWATER MONITORING PROGRAM - JULY 2007

Well Number	Location	Date	Time	Depth To Water*	Depth to Bottom	Description of bottom	Instrument/Serial Number
BKG-MW020	BKG	7/9/2007	908	11.81	33.12	Hard	Heron/OH02911
LL11-MW007	LL11	7/9/2007	940	15.82	25.40	Hard no cap-repl'd	Heron/OH02911
LL11-MW002	LL11	7/9/2007	950	5.12	16.52	Hard	Heron/OH02911
LL3-MW238	LL3	7/9/2007	1029	18.71	23.45	Soft	Heron/OH02911
LL3-MW242	LL3	7/9/2007	1040	17.37	22.61	Hard	Heron/OH02911
LL4-MW199	LL4	7/9/2007	1100	7.29	23.35	Medium	Heron/OH02911
LL4-MW198	LL4	7/9/2007	1105	9.33	21.20	Soft	Heron/OH02911
LL2-MW263	LL2	7/9/2007	1110	10.19	22.69	Soft	Heron/OH02911

*All measurements from top of casing

Recorded By: [signature] 7-10-07 0902 OA Check By: [signature]

(Signature and time) (Signature and time)

COMPREHENSIVE WATER LEVEL MEASUREMENTS

RVAAP FACILITY-WIDE GROUNDWATER MONITORING PROGRAM - JULY 2007

Well Number	Location	Date	Time	Depth To Water*	Depth to Bottom	Description of bottom	Instrument/Serial Number
WBG-MW007	WBG	7/9/2007	1300	18.12	26.42	Medium to Soft	Heron Dipper-T 05767
WBG-MW009	WBG	7/9/2007	1315	14.50	24.32	Soft	Heron Dipper-T 05767
WBG-MW006	WBG	7/9/2007	1325	9.26	20.24	Soft	Heron Dipper-T 05767
LL12-MW186	LL12	7/9/2007	1345	7.10	21.02	Hard	Heron Dipper-T 05767
CBP-MW006	CBP	7/9/2007	1410	7.94	25.42	Soft	Heron Dipper-T 05767
CBP-MW007	CBP	7/9/2007	1445	16.08	31.88	Hard	Heron Dipper-T 05767
BKG-MW012	BKG	7/9/2007	1455	10.86	62.45	Soft	Heron Dipper-T 05767
BKG-MW010	BKG	7/9/2007	1503	17.34	22.08	Hard	Heron Dipper-T 05767
BKG-MW008	BKG	7/9/2007	1520	16.52	27.40	Hard	Heron Dipper-T 05767
BKG-MW004	BKG	7/9/2007	1525	13.58	22.24	Hard	Heron Dipper-T 05767
BKG-MW021	BKG	7/9/2007	1530	14.66	21.38	Hard	Heron Dipper-T 05767
BKG-MW013	BKG	7/9/2007	1600	12.44	28.00	Hard	Heron Dipper-T 05767
BKG-MW019	BKG	7/9/2007	1610	19.36	35.58	Hard	Heron Dipper-T 05767
BKG-MW015	BKG	7/9/2007	1630	49.74	53.50	Soft	Heron Dipper-T 05767
BKG-MW006	BKG	7/9/2007	1635	22.42	37.60	Soft	Heron Dipper-T 05767
BKG-MW018	BKG	7/9/2007	1650	15.60	27.60	Hard	Heron Dipper-T 05767
BKG-MW017	BKG	7/9/2007	1710	19.98	36.10	Soft	Heron Dipper-T 05767
BKG-MW005	BKG	7/9/2007	1720	14.02	20.92	Hard	Heron Dipper-T 05767
BKG-MW016	BKG	7/9/2007	1730	7.92	21.80	Hard	Heron Dipper-T 05767

*All measurements from top of casing

Recorded By: _____ (Signature and time)

OA Check By: 7-20-07 (Signature and time)

COMPREHENSIVE WATER LEVEL MEASUREMENTS

RVAAP FACILITY-WIDE GROUNDWATER MONITORING PROGRAM - JULY 2007

Well Number	Location	Date	Time	Depth To Water*	Depth to Bottom	Description of bottom	Instrument/Serial Number
LL12-MW153	LL12	7/9/2007	941	6.22	25.05	Hard	Heron Dipper-T 05769
LL12-MW183	LL12	7/9/2007	921	12.26	36.29	Hard	Heron Dipper-T 05769
LL12-MW182	LL12	7/9/2007	912	10.48	38.09	Soft	Heron Dipper-T 05769
DA2-107	Det Area 2	7/9/2007	1025	8.76	17.84	Hard	Heron Dipper-T 05769
LL2-MW059	LL2	7/9/2007	1154	12.45	21.88	Hard	Heron Dipper-T 05769
LL2-MW262	LL2	7/9/2007	1428	10.04	22.61	Hard	Heron Dipper-T 05769

*All measurements from top of casing

Recorded By: Erik C. Corbin 7/9/07 OA Check By: [signature] 7-20-07

(Signature and time) (Signature and time)

COMPREHENSIVE WATER LEVEL MEASUREMENTS

RVAAP FACILITY-WIDE GROUNDWATER MONITORING PROGRAM - JULY 2007

Well Number	Location	Date	Time	Depth To Water*	Depth to Bottom	Description of bottom	Instrument/Serial Number
LL1-MW078	LL1	7/9/2007	1225	29.33	41.24	Hard	Enviro/Inspector 200'
LL1-MW080	LL1	7/9/2007	1243	12.09	22.39	Hard	Enviro/Inspector 200'
LL1-MW083	LL1	7/9/2007	1302	30.42	41.53	Hard	Enviro/Inspector 200'

*All measurements from top of casing

Recorded By: _____ OA Check By: _____ 7-20-07

(Signature and time) (Signature and time)

TASK TEAM ACTIVITY LOG SHEET

PROJECT NAME: RVAAP Facility-Wide Groundwater Monitoring Program

Date: 7/10/2007 ☐ Su ☐ M ☒ Tu ☐ W ☐ Th ☐ F ☐ Sa Page 1 of 1

Team Members:

Colleen Lear

Steve Sturgeon

Narrative (include time and location):

1450 at BKG-004 well, set up and check wl. 1505 begin purge and continuously monitor wl. Initial drawn down at 13.66. Stabalize at 1525. Sample FWGBKGmw-004C-0460-GW and GF for VOC, SVOC, Pest, PCB, Explo, Propellants, Cyanide, and Metals (field Filtered GF) at 1530. Decon equipment 1550. Pack up site and leave. Pump settings CPM4 re 12 dis 3 throttle 100 at 0.25l/m

Daily Weather Conditions: A.M.

P.M. SW breeze, sunny, humid, 80s

Recorded By: CL 7/10/07 QA Checked By:

WELL PURGE RECORD

PROJECT NAME: Facility-wide Groundwater Monitoring Program

Well Number and Location: bkg-004

Date	Time	Gallons Removed	Total Gallons Removed	pH (Standard Units)	Temp (°C	Specific Conductivity (s/cm)	Dissolved Oxygen (mg/L)	Turbidity (NTU)	Comments
7/10/2007	1505	.1L	.1L	7.91	14.25	0.26	12.90	698.00	orange brown cloudy high turbid
7/10/2007	1508	0.75	0.85	6.84	12.66	0.25	13.60	734.00	orange brown cloudy
7/10/2007	1511	0.75	1.60	6.62	12.41	0.24	14.43	764.00	orange brown cloudy
7/10/2007	1514	0.75	2.35	6.47	12.09	0.29	14.37	720.00	
7/10/2007	1517	0.75	3.10	6.25	12.17	0.29	13.50	690.00	
7/10/2007	1520	0.75	3.85	6.18	12.20	0.22	13.40	520.00	
7/10/2007	1523	0.75	4.60	6.19	12.23	0.22	13.60	450.00	

Recorded By: 7-10-07
(Signature and Date)

QA Check By: 7/7/07
(Signature and Date)

TASK TEAM ACTIVITY LOG SHEET

PROJECT NAME: RVAAP Facility-Wide Groundwater Monitoring Program

Date: 7/12/2007 ☐ Su ☐ M ☐ Tu ☐ W ☒ Th ☐ F ☐ Sa Page 1 of 1

Team Members:

James McDaniel

Robert "Zeke" Secore

Narrative (include time and location):

Arrive @ BKG MW-005 @ 0817. Begin Purge @ 0832. WL = 14.17 Continuously check WL. WL stabalized at 14.35. Sample @ 0855. FWGBKGmw-005C-0461-GW & GF for VOC, SVOC, Pest, PCB, Explo, Cyanide, Propellants, and Metals (field filtered). Finished at 0926. Decon equipment and leave well.

Daily Weather Conditions: A.M. Sunny Humid Mid 70s

P.M.

Recorded By: Robert Secore 7-12-07 QA Checked By: [signature] 9-4-07

WELL PURGE RECORD

PROJECT NAME: Facility-wide Groundwater Monitoring Program

Well Number and Location: BKG-MW005 Background

Date	Time	Gallons Removed	Total Gallons Removed	pH (Standard Units)	Temp (°C	Specific Conductivity (s/cm)	Dissolved Oxygen (mg/L)	Turbidity (NTU)	Comments
7/12/2007	0837	1.44L	1.44L	6.27	12.01	0.62	3.53	269.00	
7/12/2007	0840	1.44	2.88	6.42	11.85	0.62	2.65	304.00	
7/12/2007	0843	1.44	4.32	6.53	11.11	0.62	2.60	271.00	
7/12/2007	0846	1.48	5.80	6.60	11.65	0.62	2.46	214.00	
7/12/2007	0849	1.44	7.24	6.64	11.61	0.63	2.63	164.00	
7/12/2007	0852	1.44	8.68	6.65	11.62	0.62	2.70	132.00	

Recorded By: [signature] 7-12-07
(Signature and Date)

QA Check By: [signature] 9-4-07
(Signature and Date)

TASK TEAM ACTIVITY LOG SHEET

PROJECT NAME: RVAAP Facility-Wide Groundwater Monitoring Program

Date: 7/12/2007 ☐ Su ☐ M ☐ Tu ☐ W ☒ Th ☐ F ☐ Sa Page 1 of 1

Team Members:

Aaron Roski

Erik Corbin

Narrative (include time and location):

Set up BKG-006. Began purging at 09:15. WL at 22.50, draw down 23.05, continuously monitored WL. Stabilize at 09:30, WL 22.80. Turbidity of water cleared up considerably (still cloudy) at 09:45 - after VOCs, 2 SVOCs and 1 Pest bottle(s) were filled. Sample FWGBKGmw-006C-0462-GW & GF at 09:33, for VOCs, SVOCs, Explosives, Pesticides, PCBs, Propellants, Cyanide, and Metals. Decon equipment. Pack up and leave well at 10:30.

Daily Weather Conditions: A.M. Sunny, low 70's, humid, light variable breeze.

P.M.

Recorded By: Erik Corbin Erik C. Corbin QA Checked By: 8-17-07

WELL PURGE RECORD

PROJECT NAME: Facility-wide Groundwater Monitoring Program

Well Number and Location: BKG-006 Page: 1 of 1

Date	Time	Gallons Removed	Total Gallons Removed	pH (Standard Units)	Temp (°C	Specific Conductivity (s/cm)	Dissolved Oxygen (mg/L)	Turbidity (NTU)	Comments
7/12/2007	09:24	0.20L	0.6L	6.48	11.87	0.87	14.47	999.00	extremely turbid (chocolate milk)
7/12/2007	09:27	0.20L	1.20L	6.42	11.77	0.87	14.43	999.00	extremely turbid (chocolate milk)
7/12/2007	09:30	0.20L	1.80L	6.39	11.67	0.87	14.40	999.00	extremely turbid (chocolate milk)

Recorded By: Erik Corbin Erik C. Corbin 7/12/07 QA Check By: [signature] 8-17-07
(Signature and Date) (Signature and Date)

TASK TEAM ACTIVITY LOG SHEET

PROJECT NAME: RVAAP Facility-Wide Groundwater Monitoring Program

Date: 7/10/2007 ☐ Su ☐ M ☒ Tu ☐ W ☐ Th ☐ F ☐ Sa Page 1 of 1

Team Members:

Colleen Lear

Steve Sturgeon

Narrative (include time and location):

1340 at BKG-008, set up and check wl. At 1352 begin purge, continuously monitor wl, initial drawn down at 16.87. Stabalize at 1355. Sample FWGBKGmw-008C-0463-GW and GF for VOC, SVOC, Pest, PCB, Explo, Propellants, Cyanide, and Metals (field Filtered GF) at 1405. Decon equipment 1440. Pack up site. Leave. Pump settings CPM4 re 12 dis 3 throttle 100 at 0.2 l/m to CPM4 re 11.5 dis 3.5 throttle 100 at .25l/m

Daily Weather Conditions: A.M.

P.M. SW breeze, sunny, humid, 80s

Recorded By: CL 7/10/07 QA Checked By:

WELL PURGE RECORD

PROJECT NAME: Facility-wide Groundwater Monitoring Program

Well Number and Location: bkg-008 Page: 1 of 1

Date	Time	Gallons Removed	Total Gallons Removed	pH (Standard Units)	Temp (°C	Specific Conductivity (s/cm)	Dissolved Oxygen (mg/L)	Turbidity (NTU)	Comments
7/10/2007	1342	.1L	.1L	7.91	13.90	0.31	13.30	190.00	
7/10/2007	1345	0.60	0.70	7.08	12.19	0.30	14.40	180.00	
7/10/2007	1348	0.60	1.30	6.53	12.07	0.30	14.43	185.00	
7/10/2007	1351	0.60	1.90	6.49	12.09	0.29	14.37	150.00	
7/10/2007	1354	0.60	2.50	6.45	12.14	0.29	14.00	151.00	

Recorded By: CL 7-10-07 (Signature and Date)

QA Check By: 9/7/07 (Signature and Date)

TASK TEAM ACTIVITY LOG SHEET

PROJECT NAME: RVAAP Facility-Wide Groundwater Monitoring Program

Date: 7/10/2007 ☐ Su ☐ M ☒ Tu ☐ W ☐ Th ☐ F ☐ Sa Page 1 of 1

Team Members:

James McDaniel

Robert (Zeke) Secore

Narrative (include time and location):

Arrive at BKGmw-010 at 1605, change batteries in control box, refill compressor with oil, begin purge at 1635, wl at 17.28. Drawdown. Continuously monitor wl. Slow pumping, flow rate 100mL/Min. Sample at 1705 with ID FWGBKGmw-010C-0464-GW for PCB SVOC VOC NITROCELLULOSE. Well went dry at 1805. Will return within 24 hours to finish sampling per the sample plan. Decon equipment and leave area.

Daily Weather Conditions: A.M.

P.M. SUNNY, HUMID, MID 80'S

Recorded By: JAMES McDANIEL Robert Secore 7-10-07 QA Checked By: 7-4-07

TASK TEAM ACTIVITY LOG SHEET

PROJECT NAME: RVAAP Facility-Wide Groundwater Monitoring Program

Date: 7/11/2007 ☐ Su ☐ M ☐ Tu ☒ W ☐ Th ☐ F ☐ Sa Page 1 of 1

Team Members:

James McDaniel

Robert (Zeke) Secore

Narrative (include time and location):

1340, Arrive at BKGmw-010, purge completed on 7-10-07 with sampling partially completed, well ran dry on 7-10-07. Check WL and recovery is sufficient. Slow pumping. Sample at 1400 with ID FWGBKGmw-010C-0464-GW & GF. Metals (field filtered), 5 L of Explo, Pest, Nitroguanidine, 1 Cyanide. Decon equipment and leave area.

Daily Weather Conditions: A.M. Cloudy, Humid, 75F, Rain 0830-1000

P.M. Sunny 80F

Recorded By: JAMES McDANIEL 7-11-07 QA Checked By: 9-4-07

WELL PURGE RECORD

PROJECT NAME: Facility-wide Groundwater Monitoring Program

Well Number and Location: BKG MW-010

Date	Time	Gallons Removed	Total Gallons Removed	pH (Standard Units)	Temp (°C	Specific Conductivity (s/cm)	Dissolved Oxygen (mg/L)	Turbidity (NTU)	Comments
7/10/2007	1643	.300 L	.300 L	6.88	16.21	0.22	9.99	86.30	
7/10/2007	1646	.300 L	.600 L	6.15	14.54	0.22	9.91	31.40	
7/10/2007	1649	.300 L	.900 L	5.57	14.11	0.22	10.01	9.10	
7/10/2007	1652	.300 L	1.2 L	5.29	13.85	0.22	10.07	5.80	
7/10/2007	1655	.300 L	1.5 L	5.10	13.75	0.22	10.08	5.70	
7/10/2007	1658	.300 L	1.8 L	5.00	13.60	0.22	9.88	3.10	
7/10/2007	1701	.300 L	2.1 L	4.91	13.53	0.22	9.71	2.80	
7/10/2007	1703	.300 L	2.4 L	4.89	13.51	0.22	9.66	1.90	

Recorded By: [signature] 7-10-07
(Signature and Date)

QA Check By: [signature] 9-4-07
(Signature and Date)

TASK TEAM ACTIVITY LOG SHEET

PROJECT NAME: RVAAP Facility-Wide Groundwater Monitoring Program

Date: 7/10/2007 ☐ Su ☐ M ☒ Tu ☐ W ☐ Th ☐ F ☐ Sa Page 1 of 1

Team Members:

James McDaniel

Robert (Zeke) Secore

Narrative (include time and location):

Arrive at BKG-012 at 1333. Begin purge at 1353 wl = 1010. Drawdown, continuously monitor wl. Pump very low at 100 mL/Min. Sample at 1425 sample ID FWGBKGmw-012C-0465-GW & GF (METAL FIELD FILTERED) PROPELLANTS PEST PCB EXPLO CYANIDE SVOC VOC. Finish sampling 1542. Decon equipment.

Daily Weather Conditions: A.M.

P.M. humid 80s

Recorded By: JAMES McDANIEL 7-10-07 QA Checked By: 9-4-07

WELL PURGE RECORD

PROJECT NAME: Facility-wide Groundwater Monitoring Program

Well Number and Location: BKG MW - 012

Page: 1 of 1

Date	Time	Gallons Removed	Total Gallons Removed	pH (Standard Units)	Temp (°C	Specific Conductivity (s/cm)	Dissolved Oxygen (mg/L)	Turbidity (NTU)	Comments
7/10/2007	1351	0.3 L	.300 L	7.67	22.26	0.44	0.73	5999.00	water very dark and cloudy
7/10/2007	1354	0.3 L	0.60	7.68	21.17	0.44	0.49	2000.00	water very dark and cloudy
7/10/2007	1357	0.4 L	1.00	7.68	20.54	0.43	0.65	2000.00	water very dark and cloudy
7/10/2007	1400	0.3 L	1.30	7.67	20.27	0.43	1.00	1320.00	
7/10/2007	1403	0.3 L	1.60	7.65	20.08	0.43	1.55	920.00	
7/10/2007	1406	0.3 L	1.90	7.64	19.79	0.43	2.61	1030.00	
7/10/2007	1409	0.3 L	2.20	7.64	19.79	0.42	2.77	715.00	
7/10/2007	1412	0.3 L	2.50	7.64	19.77	0.42	3.13	576.00	
7/10/2007	1415	0.3 L	2.80	7.62	19.79	0.42	3.45	510.00	
7/10/2007	1418	0.3 L	3.10	7.63	19.81	0.42	3.55	444.00	
7/10/2007	1421	0.3 L	3.40	7.63	19.85	0.42	3.59	435.00	

Recorded By: Robt Serace 7-10-07
(Signature and Date)

QA Check By: Colleen Hean 9-4-07
(Signature and Date)

TASK TEAM ACTIVITY LOG SHEET

PROJECT NAME: RVAAP Facility-Wide Groundwater Monitoring Program

Date: 7/11/2007 ☐ Su ☐ M ☐ Tu ☒ W ☐ Th ☐ F ☐ Sa Page 1 of 1

Team Members:

Colleen Lear

Steve Sturgeon

Narrative (include time and location):

1030 at BKG-013, set up and check wl. 1040 begin purge, continuously monitor wl 12.53, monitor drawn down to 12.62. Stabalize at 1052. Sample FWGBKGmw-013C-0466-GW and GF plus MSMSD for VOC, SVOC, Pest, PCB, Explo, Propellants, Cyanide, and Metals (field Filtered GF) at 1110. Decon equipment. Pack up site and leave. Pump settings CPM4 re 11.5 dis 3.5 throttle 100 at 0.20l/m

Daily Weather Conditions: A.M. rain , cloudy, 70s

P.M.

Recorded By: CL 7-11-07 QA Checked By:

WELL PURGE RECORD

PROJECT NAME: Facility-wide Groundwater Monitoring Program

Well Number and Location: bkg-013

Date	Time	Gallons Removed	Total Gallons Removed	pH (Standard Units)	Temp (°C	Specific Conductivity (s/cm)	Dissolved Oxygen (mg/L)	Turbidity (NTU)	Comments
7/11/2007	1043	0.1L	0.1L	7.18	13.70	0.56	13.48	700.00	tan cloudy
7/11/2007	1046	0.60L	0.70L	7.11	13.55	0.56	13.57	540.00	lt tan cloudy
7/11/2007	1049	0.60L	1.30L	7.10	13.23	0.56	13.64	460.00	lt tan tint
7/11/2007	1052	0.60L	1.90L	7.08	13.17	0.55	13.65	370.00	tinted

Recorded By: 7-11-07
(Signature and Date)

QA Check By: 9/7/07
(Signature and Date)

TASK TEAM ACTIVITY LOG SHEET

PROJECT NAME: RVAAP Facility-Wide Groundwater Monitoring Program

Date: 7/12/2007 ☐ Su ☐ M ☐ Tu ☐ W ☒ Th ☐ F ☐ Sa Page 1 of 1

Team Members:

James McDaniel

Robert "Zeke" Secore

Narrative (include time and location):

Arrive @ BKG MW-015 @ 0952. Begin Purge @ 1002. WL = 49.55 Continuously check WL. 1015 Lowered pump to bottom of well, WL dropping quickly at 100ml/min. Sample @ 1030. FWGBKGmw-015C-0467-GW & GF for VOC, SVOC, Pest, PCB, Explo, Cyanide, Propellants, and Metals (field filtered). Minimun volumes collected due to well ran dry, collected 3 VOC, 1SVOC, 1Explo, 1Pest, 1PCB, 2/3 cyanide, 2/3 filtered metals, I Nitrocellulose, 1 Nitroguan. Decon equipment and leave well.

Daily Weather Conditions: A.M. Sunny Humid high 70s

P.M.

Recorded By: Robert Secore 7-12-07 QA Checked By: [signature] 9-4-07

WELL PURGE RECORD

PROJECT NAME: Facility-wide Groundwater Monitoring Program

Well Number and Location: BKG-MW015 Background

Date	Time	Gallons Removed	Total Gallons Removed	pH (Standard Units)	Temp (°C	Specific Conductivity (s/cm)	Dissolved Oxygen (mg/L)	Turbidity (NTU)	Comments
7/12/2007	1016	0.30L	.30L	6.82	19.06	0.32	3.01	21.60	brownish, cloudy
7/12/2007	1019	0.30L	0.50	6.73	17.73	0.31	2.01	10.00	
7/12/2007	1022	0.30L	0.90	6.68	17.34	0.31	1.65	142.00	
7/12/2007	1025	0.30L	1.20	6.65	17.26	0.31	1.50	119.00	
7/12/2007	1028	0.30L	1.50	6.64	17.18	0.31	1.43	95.20	

Recorded By: Robert Greene 7-12-07
(Signature and Date)

QA Check By: [signature] 9-4-07
(Signature and Date)

TASK TEAM ACTIVITY LOG SHEET

PROJECT NAME: RVAAP Facility-Wide Groundwater Monitoring Program

Date: 7/12/2007 ☐ Su ☐ M ☐ Tu ☐ W ☒ Th ☐ F ☐ Sa Page 1 of 1

Team Members:

Colleen Lear

Steve Sturgeon

Narrative (include time and location):

1110 at BKG-0016, set up and check wl. 1125 begin purge and continuously monitor wl, initial drawn down at 8.21. Stabalize at 1140. Sample FWGBKGmw-016C-0468-GW and GF for VOC, SVOC, Pest, PCB, Explo, Propellants, Cyanide, and Metals (field Filtered GF) at 1155. Decon equipment at 1220. Pack up site and leave. Pump settings CPM4 re 11 dis 4 throttle 75 at 0.20l/m

Daily Weather Conditions: A.M. sunny, humid, mid to high 70s

P.M.

Recorded By: CL 7/12/07 QA Checked By:

WELL PURGE RECORD

PROJECT NAME: Facility-wide Groundwater Monitoring Program

Well Number and Location: bkg-016 Page: 1 of 1

Date	Time	Gallons Removed	Total Gallons Removed	pH (Standard Units)	Temp (°C	Specific Conductivity (s/cm)	Dissolved Oxygen (mg/L)	Turbidity (NTU)	Comments
7/12/2007	1124	.1L	.1L	7.41	15.85	0.10.3 ms/m	10.96	999.00	orange high turbidity
7/12/2007	1127	0.60	0.70	7.04	15.08	0.10	11.21	900.00	orange high turbidity
7/12/2007	1130	0.60	1.30	5.99	14.47	0.10	11.53	905.00	orange high turbidity
7/12/2007	1133	0.60	1.90	5.30	14.32	0.10	11.23	929.00	orange high turbidity
7/12/2007	1136	0.60	2.50	5.24	14.28	0.10	10.81	610.00	orange cloudy
7/12/2007	1139	0.60	3.10	5.21	14.24	0.10	11.25	521.00	orange cloudy

Recorded By: 7/12/07 (Signature and Date)

QA Check By: 9/7/07 (Signature and Date)

TASK TEAM ACTIVITY LOG SHEET

PROJECT NAME: RVAAP Facility-Wide Groundwater Monitoring Program

Date: 7/12/2007 ☐ Su ☐ M ☐ Tu ☐ W ☒ Th ☐ F ☐ Sa Page 1 of 1

Team Members:

Colleen Lear

Steve Sturgeon

Narrative (include time and location):

0820 at BKG-017, set up and check wl. 0830 begin purge and continuously monitor wl (20.11) initial drawn down at 20.18 and then 20.42 at end of sampling. Stabalize at 0850. Sample FWGBKGmw-017C-0469-GW and GF plus MSMSD for VOC, SVOC, Pest, PCB, Explo, Propellants, Cyanide, and Metals (field Filtered GF) at 0915. Decon equipment 1050. Pack up site and leave. Pump settings CPM4 re 9.5 dis 5.5 throttle 100 at 0.20l/m

Daily Weather Conditions: A.M. sunny, humid, 70s

P.M.

Recorded By: CL 7/12/07 QA Checked By:

WELL PURGE RECORD

PROJECT NAME: Facility-wide Groundwater Monitoring Program

Well Number and Location: bkg-017 Page: 1 of 1

Date	Time	Gallons Removed	Total Gallons Removed	pH (Standard Units)	Temp (°C	Specific Conductivity (s/cm)	Dissolved Oxygen (mg/L)	Turbidity (NTU)	Comments
7/12/2007	0833	.1L	.1L	6.43	13.69	0.85	4.90	999.00	tan high turbidity
7/12/2007	0836	0.60	0.70	6.47	13.21	0.83	11.55	900.00	tan high turbidity
7/12/2007	0839	0.60	1.30	6.52	12.42	0.81	8.21	770.00	tan high turbidity
7/12/2007	0842	0.60	1.90	6.59	11.88	0.77	4.50	350.00	tan slightly cloudy
7/12/2007	0845	0.60	2.50	6.62	11.90	0.76	4.95	320.00	tan slightly cloudy
7/12/2007	0848	0.60	3.10	6.64	11.87	0.73	4.93	385.00	tan slightly cloudy

Recorded By: [signature] 7-12-07 (Signature and Date)

QA Check By: [signature] 9/7/07 (Signature and Date)

TASK TEAM ACTIVITY LOG SHEET

PROJECT NAME: RVAAP Facility-Wide Groundwater Monitoring Program

Date: 7/12/2007 ☐ Su ☐ M ☐ Tu ☐ W ☒ Th ☐ F ☐ Sa Page 1 of 1

Team Members:

Aaron Roski

Erik Corbin

Narrative (include time and location):

Set up BKG-018. Began purging at 11:03. WL at 15.65, draw down 16.10, continuously monitored WL. Stabilize at 11:17, WL 16.15. Sample FWGBKGmw-018C-0470-GW & GF at 11:20 for VOCs, SVOCs, Explosives, Pesticides, PCBs, Propellants, Cyanide, and Metals. Decon equipment and collected rinsate sample FWGEQUIPRinse4-0504-GW at 12:10. Pack up and leave well at 12:45.

Daily Weather Conditions: A.M. Sunny, mid 70's, humid, light variable breeze.

P.M.

Recorded By: Erik Corbin Erik C. Corbin QA Checked By:

WELL PURGE RECORD

PROJECT NAME: Facility-wide Groundwater Monitoring Program

Well Number and Location: BKG-018

Date	Time	Gallons Removed	Total Gallons Removed	pH (Standard Units)	Temp (°C	Specific Conductivity (s/cm)	Dissolved Oxygen (mg/L)	Turbidity (NTU)	Comments
7/12/2007	11:08	0.20L	0.40L	6.24	13.20	0.38	10.61	138.00	clear
7/12/2007	11:11	0.20L	1.00L	6.07	12.60	0.37	10.07	77.60	
7/12/2007	11:14	0.20L	1.60L	6.02	12.20	0.36	9.86	65.10	
7/12/2007	11:17	0.20L	2.20L	6.00	12.07	0.36	9.70	62.10	

Recorded By: Erik Corbin Erik C. Corbin 7/17/07
(Signature and Date)

QA Check By: 8/17/07
(Signature and Date)

TASK TEAM ACTIVITY LOG SHEET

PROJECT NAME: RVAAP Facility-Wide Groundwater Monitoring Program

Date: 7/11/2007 ☐ Su ☐ M ☐ Tu ☒ W ☒ Th ☐ F ☐ Sa Page 1 of 1

Team Members:

James McDaniel

Robert "Zeke" Secore

Narrative (include time and location):

Arrive @ BKG MW-019 @ 1754. Begin Purge @ 1803. Continuously check WL. Stabalize. Controller set @ rec 9 dis 6, throttle @ 140. Sample @ 1830. FWGBKGmw-019C-0471-GW & GF for VOC, SVOC, Pest, PCB, Explo, Cyanide, Propellants, and Metals (field filtered). Finish at 1905. Decon equipment @ 1908. Leave well at 1915.

Daily Weather Conditions: A.M. Cloudy, Humid, 75F, Rain 830-1000

P.M. Sunny 80F

Recorded By: 7-11-07 QA Checked By: 9-4-07

WELL PURGE RECORD

PROJECT NAME: Facility-wide Groundwater Monitoring Program

Well Number and Location: BKG-MW019 Background

Date	Time	Gallons Removed	Total Gallons Removed	pH (Standard Units)	Temp (°C	Specific Conductivity (s/cm)	Dissolved Oxygen (mg/L)	Turbidity (NTU)	Comments
7/11/2007	1810	0.43L	0.43L	6.74	12.74	0.78	0.94	1926.00	brownish, cloudy
7/11/2007	1813	0.43L	0.86	6.82	12.54	0.78	0.65	2000.00	
7/11/2007	1816	0.43L	1.29	6.88	12.41	0.78	0.68	2000.00	
7/11/2007	1819	0.43L	1.72	6.93	12.25	0.77	0.51	1973.00	
7/11/2007	1822	0.43L	2.15	6.96	12.27	0.77	0.49	1376.00	
7/11/2007	1825	0.43L	2.60	6.98	12.19	0.77	0.57	932.00	

Recorded By: Robt Swan 7-11-07
(Signature and Date)

QA Check By: [signature] 9-4-07
(Signature and Date)

TASK TEAM ACTIVITY LOG SHEET

PROJECT NAME: RVAAP Facility-Wide Groundwater Monitoring Program

Date: 7/11/2007 ☐ Su ☐ M ☐ Tu ☒ W ☐ Th ☐ F ☐ Sa Page 1 of 1

Team Members:

Aaron Roski

Erik Corbin

Narrative (include time and location):

Set up BKG-020. Began purging at 11:01. WL at 12.69, draw down 12.90, continuously monitored WL. Stabilize at 11:07, WL 12.90. Sample FWGBKGmw-020C-0472-GW & GF at 11:09 for VOCs, SVOCs, Explosives, Pesticides, PCBs, Propellants, Cyanide, and Metals (field filtered). Also collected field duplicate FWGBKGmw-DUP1-0497-GW & GF and split sample FWGBKGmw-020C-0506S-GW & GF. Decon equipment. Pack up and leave well at 13:00.

Daily Weather Conditions: A.M. Cloudy, mid-70's, humid, no wind

P.M. Sunny, high 70's, humid, light variable breeze.

Recorded By: Erik Corbin Erik C. Corbin QA Checked By:

WELL PURGE RECORD

PROJECT NAME: Facility-wide Groundwater Monitoring Program

Well Number and Location: BKG-020

Date	Time	Gallons Removed	Total Gallons Removed	pH (Standard Units)	Temp (°C	Specific Conductivity (s/cm)	Dissolved Oxygen (mg/L)	Turbidity (NTU)	Comments
7/11/2007	11:01	0.20L	0.2L	6.56	13.90	0.45	5.34	196.00	cloudy
7/11/2007	11:04	0.20L	0.40L	6.54	13.50	0.45	4.57	81.20	slightly cloudy
7/11/2007	11:07	0.20L	0.60L	6.54	13.48	0.45	4.41	58.50	slightly cloudy

Recorded By: Erik Corbin Erik C. Corbin 7/11/07
(Signature and Date)

QA Check By: [signature] 8-17-07
(Signature and Date)

TASK TEAM ACTIVITY LOG SHEET

PROJECT NAME: RVAAP Facility-Wide Groundwater Monitoring Program

Date: 7/10/2007 ☐ Su ☐ M ☒ Tu ☐ W ☐ Th ☐ F ☐ Sa Page 1 of 1

Team Members:

Aaron Roski

Erik Corbin

Narrative (include time and location):

Set up BKG-021. Began purging at 13:56. WL at 14.50, draw down 15.08, continuously monitored WL. Stabilize at 14:08, WL 15.10. Sample FWGBKGmw-021C-0473-GW & GF at 14:10 for VOCs, SVOCs, Explosives, Pesticides, PCBs, Propellants, Cyanide, and Metals. Decon equipment. Pack up and leave well at 15:10.

Daily Weather Conditions: A.M.

P.M. Sunny, high-80's, very humid, light SW breeze.

Recorded By: Erik Corbin Erik C. Corbin QA Checked By:

WELL PURGE RECORD

PROJECT NAME: Facility-wide Groundwater Monitoring Program

Well Number and Location: BKG-021 Page: 1 of 1

Date	Time	Gallons Removed	Total Gallons Removed	pH (Standard Units)	Temp (°C	Specific Conductivity (s/cm)	Dissolved Oxygen (mg/L)	Turbidity (NTU)	Comments
7/10/2007	13:59	0.15L	.15L	6.84	21.83	0.81	10.04	81.00	clear
7/10/2007	14:02	0.15L	.30L	6.76	19.11	0.76	11.10	104.00	
7/10/2007	14:05	0.15L	.45L	6.75	19.65	0.73	10.40	85.00	
7/10/2007	14:08	0.15L	.60L	6.74	19.74	0.73	10.07	66.80	clear

Recorded By: Erik Corbin Erik C. Corbin 7/10/07 QA Check By: 8-17-07

(Signature and Date) (Signature and Date)

TASK TEAM ACTIVITY LOG SHEET

PROJECT NAME: RVAAP Facility-Wide Groundwater Monitoring Program

Date: 7/10/2007 ☐ Su ☐ M ☒ Tu ☐ W ☐ Th ☐ F ☐ Sa Page 1 of 1

Team Members:

James McDaniel

Robert (Zeke) Secore

Narrative (include time and location):
Arrive at CBP-mw-006 at 1200, begin purge at 1209, wl = 7.98 continuously monitor wl. Stabalized at 8.09. Sample at 1235 with ID FWGCBPmw-006C-0474-GW & GF. METAL (FIELD FILTERED) PEST PCB EXPLO SVOC VOC CYANIDE PROPELLANTS. Finish sampling at 1306. Decon Equipment.

Daily Weather Conditions: A.M.

P.M. SUNNY, HUMID, MID 90'S

Recorded By: JAMES McDANIEL Robert Secore 7-10-07 QA Checked By: [signature] 9-4-07

WELL PURGE RECORD

PROJECT NAME: Facility-wide Groundwater Monitoring Program

Well Number and Location: CBP MW-007 ~~7~~ 6

Page: 1 of 1

Date	Time	Gallons Removed	Total Gallons Removed	pH (Standard Units)	Temp (°C	Specific Conductivity (s/cm)	Dissolved Oxygen (mg/L)	Turbidity (NTU)	Comments
7/10/2007	1214	1.08 L	1.08 L	7.06	13.36	0.62	1.59	5999.00	water cloudy and gray
7/10/2007	1217	1.08 L	2.16 L	7.13	12.73	0.62	0.92	5999.00	water cloudy and gray
7/10/2007	1220	1.08 L	3.24 L	7.16	12.64	0.61	0.83	5999.00	water cloudy and gray
7/10/2007	1223	1.08 L	4.32 L	7.18	12.56	0.61	1.05	2000.00	water cloudy and gray
7/10/2007	1226	1.08 L	5.40 L	7.19	12.51	0.61	1.34	2000.00	water cloudy and gray
7/10/2007	1229	1.08 L	6.48 L	7.20	12.44	0.61	1.45	1592.00	
7/10/2007	1232	1.08 L	7.56 L	7.21	12.37	0.61	1.51	1156.00	

Recorded By: [signature] 7-10-07
(Signature and Date)

QA Check By: [signature] 9-4-07
(Signature and Date)

TASK TEAM ACTIVITY LOG SHEET

PROJECT NAME: RVAAP Facility-Wide Groundwater Monitoring Program

Date: 7/10/2007 ☐ Su ☐ M ☒ Tu ☐ W ☐ Th ☐ F ☐ Sa Page 1 of 1

Team Members:

James McDaniel

Robert (Zeke) Secore

Narrative (include time and location):

Arrive at CBPmw-007 at 0821, begin purge at 0837, wl = 15.70. Drawdown. Continuously monitor wl. Sample at 0900 with ID FWGCBPmw-007C-0475-GW & GF. METAL (FIELD FILTERED) EXPLO PCB PEST CYANIDE SVOC VOC PROPELLANTS. End sampling at 1050. Decon Equipment. Take field equipment blank RINSE 2 at 1110, sample ID FWGEQUIPRinse2-0502-GW METALS VOC SVOC PEST PCB EXPLO CYANIDE PROPELLANTS. FINISH BLANK AT 1130.

Daily Weather Conditions: A.M. SUNNY, HUMID, MID 80'S

P.M.

Recorded By: JAMES McDANIEL 7-10-07 QA Checked By: 9-4-07

WELL PURGE RECORD

PROJECT NAME: Facility-wide Groundwater Monitoring Program

Well Number and Location: CBP MW-007

Date	Time	Gallons Removed	Total Gallons Removed	pH (Standard Units)	Temp (°C	Specific Conductivity (s/cm)	Dissolved Oxygen (mg/L)	Turbidity (NTU)	Comments
7/10/2007	0840	.330 L	.330 L	6.09	17.08	2.25	2.49	388.00	slow pump of 110 mL/Min
7/10/2007	0843	.330 L	.660 L	6.57	15.83	2.27	1.02	291.00	slow pump of 110 mL/Min
7/10/2007	0846	.330 L	.990 L	6.69	15.21	2.27	0.69	206.00	slow pump of 110 mL/Min
7/10/2007	0849	.330 L	1.320 L	6.76	14.87	2.25	0.54	144.00	slow pump of 110 mL/Min
7/10/2007	0852	.330 L	1.650 L	6.79	14.68	2.22	0.45	138.00	slow pump of 110 mL/Min
7/10/2007	0855	.330 L	1.980 L	6.81	14.72	2.19	0.42	106.00	slow pump of 110 mL/Min
7/10/2007	0858	.330 L	2.310 L	6.82	17.80	2.15	0.49	102.00	slow pump of 110 mL/Min

Recorded By: [signature] 7-10-07
(Signature and Date)

QA Check By: [signature] 9-4-07
(Signature and Date)

TASK TEAM ACTIVITY LOG SHEET

PROJECT NAME: RVAAP Facility-Wide Groundwater Monitoring Program

Date: 7/9/2007 ☐ Su ☒ M ☐ Tu ☐ W ☐ Th ☐ F ☐ Sa Page 1 of 1

Team Members:

Aaron Roski

Erik Corbin

Narrative (include time and location):

Firewatch procedures set in place and observed during this sampling task. Set up DET2-107. Began purging at 10:31. WL at 8.76, draw down 9.15, continuously monitored WL. Stabilize at 10:44, WL 9.15. Sample FWGDA2mw-DET1bR-0476-GW &GF at 10:50 for VOCs, SVOCs, Explosives, Pesticides, PCBs, Propellants, Cyanide, and Metals (field filtered). Decon equipment, pack up and leave well at 11:40.

Daily Weather Conditions: A.M. Sunny, high 80's, very humid, light NE breeze.

P.M.

Recorded By: Erik Corbin Erik C. Corbin QA Checked By 8-17-07

WELL PURGE RECORD

PROJECT NAME: Facility-wide Groundwater Monitoring Program

Well Number and Location: DET2-107

Date	Time	Gallons Removed	Total Gallons Removed	pH (Standard Units)	Temp (°C	Specific Conductivity (s/cm)	Dissolved Oxygen (mg/L)	Turbidity (NTU)	Comments
7/9/2007	10.33	0.20L	0.20L	6.57	19.82	0.69	14.31	176.00	cloudy
7/9/2007	10:35	0.20L	0.40L	6.82	17.06	0.64	15.23	136.00	cloudy
7/9/2007	10:38	0.20L	0.60L	6.91	16.10	0.63	15.29	125.00	clear
7/9/2007	10:41	0.20L	0.80L	6.93	15.82	0.62	15.33	114.00	clear
7/9/2007	10:44	0.20L	1.0L	7.00	16.06	0.64	14.80	138.00	clear

Recorded By: Erik C. Corbin 7/9/07
(Signature and Date)

QA Check By: [signature] 8-17-07
(Signature and Date)

TASK TEAM ACTIVITY LOG SHEET

PROJECT NAME: RVAAP Facility-Wide Groundwater Monitoring Program

Date: 7/9/2007 ☐ Su ☒ M ☐ Tu ☐ W ☐ Th ☐ F ☐ Sa Page 1 of 1

Team Members:

James McDaniel

Robert (Zeke) Secore

Narrative (include time and location):

Arrive at LL1mw-078 at 1557, begin purge at 1608, wl = 29.43, monitor wl continuously, wl stable at 29.55. Settings are discharge at 8, recharge at 7, air throttle at 100 feet, sample at 1655, well ID FWGLL1mw-078C-0484-GW &GF. (METAL FIELD FILTERED) PEST PCB EXPLO CYANIDE SVOC VOC PROPELLANTS, end sampling at 1729. Decon equipment.

Daily Weather Conditions: A.M. _____

P.M. hot, sunny, mid 90's, light breeze

Recorded By: [signature] 7-9-07 QA Checked By: [signature] 9-4-07

WELL PURGE RECORD

PROJECT NAME: Facility-wide Groundwater Monitoring Program

Well Number and Location: LL1 - mw-078

Date	Time	Gallons Removed	Total Gallons Removed	pH (Standard Units)	Temp (°C	Specific Conductivity (s/cm)	Dissolved Oxygen (mg/L)	Turbidity (NTU)	Comments
7/9/2007	1617	.78 L	.78 L	6.33	13.54	0.35	7.19	1337.00	
7/9/2007	1620	.78 L	1.56 L	6.37	13.49	0.35	7.04	1090.00	
7/9/2007	1623	.78 L	2.34 L	6.39	13.47	0.35	6.99	917.00	
7/9/2007	1626	.78 L	3.12 L	6.41	13.07	0.35	6.97	766.00	
7/9/2007	1629	.78 L	3.9 L	6.41	13.20	0.35	6.90	622.00	
7/9/2007	1632	.78 L	4.68 L	6.42	13.32	0.35	6.95	481.00	
7/9/2007	1635	.78 L	5.46 L	6.41	13.18	0.35	6.85	400.00	
7/9/2007	1641	1.56L	7.02 L	6.44	13.12	0.35	6.88	318.00	
7/9/2007	1644	.78 L	7.8 L	6.40	12.86	0.35	6.90	236.00	
7/9/2007	1647	.78 L	8.58 L	6.40	12.62	0.35	6.90	203.00	
7/9/2007	1650	.78 L	9.36 L	6.40	12.69	0.35	6.86	167.00	

Recorded By: Robert Seare 7-9-07
(Signature and Date)

QA Check By: Colleen Hea 9-4-07
(Signature and Date)

TASK TEAM ACTIVITY LOG SHEET

PROJECT NAME: RVAAP Facility-Wide Groundwater Monitoring Program

Date: 7/9/2007 ☐ Su ☒ M ☐ Tu ☐ W ☐ Th ☐ F ☐ Sa Page 1 of 1

Team Members:

James McDaniel

Robert (Zeke) Secore

Narrative (include time and location):

Arrive at LL1-MW-080 at 1800, begin purge at 1820, wl = 12.24, drawdown 12.40, monitor continuously, stabalize at 12.81. Sample at 1840 with ID FWGLL1mw-080C-0485-GW & GP, (METAL FIELD FILTERED) PEST PCB EXPLO CYANIDE SVOC VOC PROPELLANTS, end sampling at 1940. Decon equipment.

Daily Weather Conditions: A.M.

P.M. SUNNY, MID 90'S, LIGHT BREEZE

Recorded By: James McDaniel 7-9-07 QA Checked By: 9-4-07

WELL PURGE RECORD

PROJECT NAME: Facility-wide Groundwater Monitoring Program

Well Number and Location: LL1-MW-080

Page: 1 of 1

Date	Time	Gallons Removed	Total Gallons Removed	pH (Standard Units)	Temp (°C	Specific Conductivity (s/cm)	Dissolved Oxygen (mg/L)	Turbidity (NTU)	Comments
7/9/2007	1825	.600 L	.600 L	6.62	17.57	0.21	7.52	827.00	
7/9/2007	1828	.600 L	1.2 L	6.65	16.66	0.21	7.43	301.00	
7/9/2007	1831	.600 L	1.8 L	6.67	16.42	0.21	7.61	140.00	
7/9/2007	1834	.600 L	2.4 L	6.67	16.36	0.21	7.70	109.00	
7/9/2007	1837	.600 L	3.0 L	6.67	16.30	0.20	7.65	77.80	

Recorded By: [signature] 7-9-07
(Signature and Date)

QA Check By: [signature] 9-4-07
(Signature and Date)

TASK TEAM ACTIVITY LOG SHEET

PROJECT NAME: RVAAP Facility-Wide Groundwater Monitoring Program

Date: 7/9/2007 ☐ Su ☒ M ☐ Tu ☐ W ☐ Th ☐ F ☐ Sa Page 1 of 1

Team Members:

James McDaniel

Robert (Zeke) Secore

Narrative (include time and location):

ARRIVE at LL1mw083 at 1302 Begin PURGE at 1348, wl = 30.50, WL continuously monitored, stabilized at wl = 30.78. Discharge 15 recharge 10, air throttle at 100 feet. Sample at 1410, well ID FWGLL1mw-083C-0486-GW & GF (metals field filtered) PEST PCB EXPLO CYANIDE SVOC VOC PROPELLANTS, dup collected FWGLL1mw-DUP3-0499-GW & GF at 1515, split as FWGLL1mw-083C-0507S-GW & GF. Finish at 1550. Decon equipment.

Daily Weather Conditions: A.M.

P.M. sunny, mid 90's, slight breeze

Recorded By: James McDaniel 7-9-07 QA Checked By: 9-4-07

WELL PURGE RECORD

PROJECT NAME: Facility-wide Groundwater Monitoring Program

Well Number and Location: LL1 MW-83

Date	Time	Gallons Removed	Total Gallons Removed	pH (Standard Units)	Temp (°C	Specific Conductivity (s/cm)	Dissolved Oxygen (mg/L)	Turbidity (NTU)	Comments
7/9/2007	1356	1.02 L	1.02 L	4.29	11.92	0.23	3.35	228.00	
7/9/2007	1400	1.02 L	2.04 L	4.31	11.57	0.24	3.07	131.00	
7/9/2007	1403	1.02 L	3.06 L	4.30	11.46	0.24	2.97	100.00	
7/9/2007	1406	1.02 L	4.08 L	4.30	11.32	0.24	2.92	72.70	

Recorded By: [signature] 7-9-07
(Signature and Date)

QA Check By: [signature] 9-4-07
(Signature and Date)

TASK TEAM ACTIVITY LOG SHEET

PROJECT NAME: RVAAP Facility-Wide Groundwater Monitoring Program

Date: 7/11/2007 ☐ Su ☐ M ☐ Tu ☒ W ☐ Th ☐ F ☐ Sa Page 1 of 1

Team Members:

James McDaniel

Robert (Zeke) Secore

Narrative (include time and location):

Arrive at LL3mw238 at 1037. Begin purge at 1054. WL = 18.64. Continuously monitor WL. WL stabilized at 20.97. Sample FWGLL3mw-238C-0490-GW and GF at 1130 for VOC, SVOC, Pest, PCB, Explo, Propellants, Cyanide, and Metals (field filtered GF). Finished at 1312. Decon equipment at 1315 and leave. Data entry lost during field work. No purge record available. Well purge and stabilization completed within set requirements.

Daily Weather Conditions: A.M. rain 0830 to 1000, cloudy, 70s

P.M. sunny, 80F

Recorded By: Robert Secore 7-11-07 QA Checked By: 9-4-07

TASK TEAM ACTIVITY LOG SHEET

PROJECT NAME: RVAAP Facility-Wide Groundwater Monitoring Program

Date: 7/11/2007 ☐ Su ☐ M ☐ Tu ☒ W ☐ Th ☐ F ☐ Sa Page 1 of 1

Team Members:

James McDaniel

Robert (Zeke) Secore

Narrative (include time and location):

Arrive at LL3mw242 at 1510. Begin purge at 1522. WL = 17.37. Continuously monitor WL. WL stabilized at 18.10. Sample FWGLL3mw-242C-0491-GW and GF at 1550 for VOC, SVOC, Pest, PCB, Explo, Propellants, Cyanide, and Metals (field filtered GF). Finished at 1726. Decon equipment at 1733 and leave. Data entry lost during field work. No purge record available. Well purge and stabilization completed within set requirements.

Daily Weather Conditions: A.M. rain 0830 to 1000, cloudy, 70s

P.M. sunny, 80F

Recorded By: [signature] 7-11-07 QA Checked By: [signature] 9-4-07

TASK TEAM ACTIVITY LOG SHEET

PROJECT NAME: RVAAP Facility-Wide Groundwater Monitoring Program

Date: 7/9/2007 ☐ Su ☒ M ☐ Tu ☐ W ☐ Th ☐ F ☐ Sa Page 1 of 1

Team Members:

Steve Sturgeon

Colleen Lear

Narrative (include time and location):

1530 at LI2 mw 263 for set up, wl at 10.19, initial drawdown to 10.24, monitor wl and purging at .2 L/m. Stabalize at 1543, at 1550 sample FWGLL2-mw263C-0489-GW and GF for VOC, SVOC, EXPLO, PEST, PCB, Cyanide, propellants, and metals (field filtered). Decon equipment, Pack up area. Leave.

Daily Weather Conditions: A.M.

P.M. 80F Sunny

Recorded By: CL 7/9/07 QA Checked By:

WELL PURGE RECORD

PROJECT NAME: Facility-wide Groundwater Monitoring Program

Well Number and Location: ll2-mw263 Page: 1 of 1

Date	Time	Gallons Removed	Total Gallons Removed	pH (Standard Units)	Temp (°C	Specific Conductivity (s/cm)	Dissolved Oxygen (mg/L)	Turbidity (NTU)	Comments
7/9/2007	1533	0.20L	0.20L	6.58	14.80	0.27	13.90	199.00	tinted cloudy
7/9/2007	1536	0.60L	0.80L	6.50	14.60	0.28	12.97	123.00	tinted
7/9/2007	1539	0.60L	1.40L	6.44	14.40	0.28	13.84	114.00	
7/9/2007	1542	0.60L	2.00L	6.42	14.20	0.28	13.67	94.70	slightly tinted
7/9/2007	1543	0.60L	2.60L	6.43	14.20	0.28	13.73	82.40	slightly tinted

Recorded By: 7-9-07 (Signature and Date)

QA Check By: 7/7/07 (Signature and Date)

TASK TEAM ACTIVITY LOG SHEET

PROJECT NAME: RVAAP Facility-Wide Groundwater Monitoring Program

Date: 7/9/2007 ☐ Su ☒ M ☐ Tu ☐ W ☐ Th ☐ F ☐ Sa Page 1 of 1

Team Members:

Steve Sturgeon

Colleen Lear

Narrative (include time and location):

1315 at LL4, set up at MW198, check water level and continuously monitor wl. 1330 purging at .2 L/m. Stabalize at 1345, and at 1410 sample FWGLL4mw-198C-0492-GW and GF for VOC, SVOC, EXPLO, PEST, PCB, Cyanide, propellants, and metals (field filtered). Decon, Pack up area. Leave.

Daily Weather Conditions: A.M.

P.M. light NE breeze, 80s, sunny, humid

Recorded By: CL

QA Checked By:

WELL PURGE RECORD

PROJECT NAME: Facility-wide Groundwater Monitoring Program

Well Number and Location: LL4-198

Date	Time	Gallons Removed	Total Gallons Removed	pH (Standard Units)	Temp (°C	Specific Conductivity (s/cm)	Dissolved Oxygen (mg/L)	Turbidity (NTU)	Comments
7/9/2007	1343	0.20L	0.20L	6.53	14.88	0.27	13.75	202.00	tinted cloudy
7/9/2007	1346	0.60L	0.80	6.50	14.50	0.27	12.52	134.00	tinted
7/9/2007	1349	0.60L	1.40	6.44	14.39	0.28	13.19	104.00	tinted
7/9/2007	13423	0.60L	2.00	6.41	14.21	0.27	13.84	90.20	tinted
7/9/2007	1345	0.60L	2.60	6.43	14.20	0.27	13.71	81.30	slightly tinted

Recorded By: 7-9-07 (Signature and Date)

QA Check By: 7/7/07 (Signature and Date)

TASK TEAM ACTIVITY LOG SHEET

PROJECT NAME: RVAAP Facility-Wide Groundwater Monitoring Program

Date: 7/9/2007 ☐ Su ☒ M ☐ Tu ☐ W ☐ Th ☐ F ☐ Sa Page 1 of 1

Team Members:

Steve Strugeon

Colleen Lear

Narrative (include time and location):

1100 at LL4 MW199, set up, wl at 7.92, initial drawdown to 8.98, monitor wl and purging at .2 L/m. Stabalize at 1124, drawdown to 8.98, at 1140 sample FWGLL4mw-199C-0493-GW and GF plus MSMSD for VOC, SVOC, EXPLO, PEST, PCB, Cyanide, propellants, and metals (field filtered). Decon, Pack up area. Leave.

Daily Weather Conditions: A.M. Sun high 80s, very humid, light NE breeze

P.M.

Recorded By: CL

QA Checked By:

WELL PURGE RECORD

PROJECT NAME: Facility-wide Groundwater Monitoring Program

Well Number and Location: II4- mw199

Date	Time	Gallons Removed	Total Gallons Removed	pH (Standard Units)	Temp (°C	Specific Conductivity (s/cm)	Dissolved Oxygen (mg/L)	Turbidity (NTU)	Comments
7/9/2007	1112	0.20L	0.20L	6.59	14.20	0.71	2.26	233.00	gray cloudy
7/9/2007	1116	0.80L	1.0L	6.70	13.80	0.69	1.65	157.00	gray cloudy
7/9/2007	1119	0.60L	1.60L	6.72	13.60	0.68	1.49	150.00	
7/9/2007	1121	0.60L	2.20L	6.73	13.30	0.67	13.25	135.00	s cloudy
7/9/2007	1124	0.60L	2.80L	6.73	13.20	0.67	11.64	169.00	s cloudy

Recorded By: 7-9-07 (Signature and Date)

QA Check By: 7-9-07 9/7/07 (Signature and Date)

TASK TEAM ACTIVITY LOG SHEET

PROJECT NAME: RVAAP Facility-Wide Groundwater Monitoring Program

Date: 7/11/2007 ☐ Su ☐ M ☐ Tu ☐ W ☒ Th ☐ F ☐ Sa Page 1 of 1

Team Members:

Colleen Lear

Steve Sturgeon

Narrative (include time and location):

1350 at LL11-002 set up and check wl. 1408 begin purge continuously monitor wl and monitor drawn down to 8.43 at 0.1L/m. Stabalize at 1425. Sample FWGLL11mw-002C-0478-GW and GF for VOC, SVOC, Pest, PCB, Explo, Propellants, Cyanide, and Metals (field Filtered GF) at 1440. Decon equipment. Collect Rinsate sample FWGEQUIPRinse3-503-GW for same parameters (metals not filtered) at 1530. Pack up site and leave. Pump settings CPM4 re 13.5 dis 1.5 throttle 60 at 0.10L/m.

Daily Weather Conditions: A.M. rain , cloudy, 70s 0830-1000 rain

P.M. sunny, 80F

Recorded By: CL

QA Checked By:

WELL PURGE RECORD

PROJECT NAME: Facility-wide Groundwater Monitoring Program

Well Number and Location: II11-002

Date	Time	Gallons Removed	Total Gallons Removed	pH (Standard Units)	Temp (°C	Specific Conductivity (s/cm)	Dissolved Oxygen (mg/L)	Turbidity (NTU)	Comments
7/11/2007	1410	0.1L	0.1L	7.00	14.92	0.69	12.90	890.00	brown high turbidity
7/11/2007	1413	0.45L	0.55L	7.01	14.69	0.68	12.55	899.00	brown high turbidity
7/11/2007	1416	0.30L	0.85L	6.98	14.97	0.68	12.50	899.00	brown high turbidity
7/11/2007	1419	0.30L	1.15L	6.95	14.89	0.68	12.05	832.00	brown cloudy
7/11/2007	1421	0.30L	1.45L	6.94	14.83	0.67	12.01	800.00	
7/11/2007	1424	0.30L	1.75L	7.00	14.82	0.67	12.35	708.00	brown tint-cloudy

Recorded By: Colleen Sea 7-11-07 (Signature and Date)

QA Check By: Colleen Sea 7/17/07 (Signature and Date)

TASK TEAM ACTIVITY LOG SHEET

PROJECT NAME: RVAAP Facility-Wide Groundwater Monitoring Program

Date: 7/9/2007 ☐ Su ☒ M ☐ Tu ☐ W ☐ Th ☐ F ☐ Sa Page 1 of 1

Team Members:

Aaron Roski

Erik Corbin

Narrative (include time and location):

Set up LL2-059. Began purging at 12:09. WL at 12.45, draw down 12.9, continuously monitored WL. Stabilize at 12:24, WL 13.3. Sample FWGLL2mw-059C-0487-GW &GF at 12:25 for VOCs, SVOCs, Explosives, Pesticides, PCBs, Propellants, Cyanide, and Metals (field filtered). Decon equipment, pack up and leave well at 13:15.

Daily Weather Conditions: A.M. Sunny, high 80's, very humid, light SW breeze.

P.M. Sunny, low 90's, very humid, light SW breeze.

Recorded By: Erik Corbin Erik C. Corbin QA Checked By

WELL PURGE RECORD

PROJECT NAME: Facility-wide Groundwater Monitoring Program

Well Number and Location: LL2-059 Page: 1 of 1

Date	Time	Gallons Removed	Total Gallons Removed	pH (Standard Units)	Temp (°C	Specific Conductivity (s/cm)	Dissolved Oxygen (mg/L)	Turbidity (NTU)	Comments
7/9/2007	12:09	0.20L	0.20L	7.03	20.97	0.27	13.48	378.00	cloudy
7/9/2007	12:12	0.20L	0.40L	7.04	17.71	0.24	15.70	357.00	cloudy
7/9/2007	12:15	0.20L	0.60L	6.60	16.50	0.24	15.90	372.00	cloudy
7/9/2007	12:18	0.20L	0.80L	5.99	16.10	0.24	16.07	341.00	cloudy
7/9/2007	12:21	0.20L	1.00L	6.04	16.07	0.25	15.60	326.00	cloudy
7/9/2007	12:24	0.20L	1.20L	5.98	15.83	0.25	15.68	328.00	cloudy

Recorded By: Erika C. Corbin 7/9/07 (Signature and Date)

QA Check By: [signature] 8-17-07 (Signature and Date)

TASK TEAM ACTIVITY LOG SHEET

PROJECT NAME: RVAAP Facility-Wide Groundwater Monitoring Program

Date: 7/9/2007 ☐ Su ☒ M ☐ Tu ☐ W ☐ Th ☐ F ☐ Sa Page 1 of 1

Team Members:

Aaron Roski

Erik Corbin

Narrative (include time and location):

Set up LL2-262. Began purging at 14:38. WL at 10.04, draw down 10.25, continuously monitored WL. Stabilize at 14:47, WL 10.4. Sample FWGLL2mw-262C-0488-GW & GF at 14:48 for VOCs, SVOCs, Explosives, Pesticides, PCBs, Propellants, Cyanide, and Metals (field filtered). Decon equipment. Rinse equipment blank FWGEQUIPRinse1-0501-GW collected at 15:40 for same analytesbut metals are not field filtered. Pack up and leave well at 16:10.

Daily Weather Conditions: A.M.

P.M. Sunny, low 90's, very humid, light SW breeze.

Recorded By: Erik Corbin Erik C. Corbin QA Checked By:

WELL PURGE RECORD

PROJECT NAME: Facility-wide Groundwater Monitoring Program

Well Number and Location: LL2-262 Page: 1 of 1

Date	Time	Gallons Removed	Total Gallons Removed	pH (Standard Units)	Temp (°C	Specific Conductivity (s/cm)	Dissolved Oxygen (mg/L)	Turbidity (NTU)	Comments
7/9/2007	14:38	0.20L	0.20L	6.02	17.24	0.49	12.62	217.00	cloudy
7/9/2007	14:41	0.20L	0.40L	5.70	16.01	0.50	15.21	174.00	clear
7/9/2007	14:44	0.20L	0.60L	5.84	16.57	0.48	14.47	151.00	clear
7/9/2007	14:47	0.20L	0.80L	5.79	15.70	0.48	15.15	147.00	clear

Recorded By: Erik Corbin Erik C. Corbin 7/9/07 QA Check By: 8-17-07

(Signature and Date) (Signature and Date)

TASK TEAM ACTIVITY LOG SHEET

PROJECT NAME: RVAAP Facility-Wide Groundwater Monitoring Program

Date: 7/11/2007 ☐ Su ☐ M ☐ Tu ☒ W ☐ Th ☐ F ☐ Sa Page 1 of 1

Team Members:

Aaron Roski

Erik Corbin

Narrative (include time and location):

Set up LL11-007. Began purging at 14:18. WL at 15.79, draw down 16.10, continuously monitored WL. Stabilize at 14:29, WL 16.10. Sample FWGLL11mw-007C-0479-GW & GF at 14:30 for VOCs, SVOCs, Explosives, Pesticides, PCBs, Propellants, Cyanide, and Metals (field filtered). Also collected field duplicate FWGLL11mw-DUP4-0500-GW & GF and split sample FWGLL11mw-007C-0505S-GW & GF for the same analytes as parent. Decon equipment. Pack up and leave well at 16:30.

Daily Weather Conditions: A.M.

P.M. Sunny, high 70's, humid, south wind 10-15.

Recorded By: Erik Corbin Erik C. Corbin QA Checked By:

WELL PURGE RECORD

PROJECT NAME: Facility-wide Groundwater Monitoring Program

Well Number and Location: LL11-007

Date	Time	Gallons Removed	Total Gallons Removed	pH (Standard Units)	Temp (°C	Specific Conductivity (s/cm)	Dissolved Oxygen (mg/L)	Turbidity (NTU)	Comments
7/11/2007	14:20	0.20L	0.20L	6.90	14.56	0.70	7.79	999.00	extremely turbid
7/11/2007	14:23	0.20L	0.40L	6.84	13.80	0.70	5.08	798.00	turbid
7/11/2007	14:26	0.20L	0.60L	6.86	13.40	0.68	4.55	423.00	slightly cloudy
7/11/2007	14:29	0.20L	0.80L	6.85	13.20	0.68	4.92	298.00	slightly cloudy

Recorded By: Erik Corbin Erik C. Corbin 7/11/07
(Signature and Date)

QA Check By: Colleen Rea 8-17-07
(Signature and Date)

TASK TEAM ACTIVITY LOG SHEET

PROJECT NAME: RVAAP Facility-Wide Groundwater Monitoring Program

Date: 7/10/2007 ☐ Su ☐ M ☒ Tu ☐ W ☐ Th ☐ F ☐ Sa Page 1 of 1

Team Members:

Aaron Roski

Erik Corbin

Narrative (include time and location):

Set up LL12-153. Began purging at 11:50. WL at 6.35, draw down 7.75, continuously monitored WL. Stabilize at 12:00 and sample FWGLL12mw-153C-0481-GW & GF at 12:01 for VOCs, SVOCs, Explosives, Pesticides, PCBs, Propellants, Cyanide, Nitrate/Nitrite, and Metals (field filtered). Decon equipment. Pack up and leave well at 13:10.

Daily Weather Conditions: A.M. Sunny, high-80's, very humid, light SW breeze.

P.M. Sunny, high-80's, very humid, light SW breeze.

Recorded By: Erik Corbin Erik C. Corbin QA Checked By:

WELL PURGE RECORD

PROJECT NAME: Facility-wide Groundwater Monitoring Program

Well Number and Location: LL12-153

Date	Time	Gallons Removed	Total Gallons Removed	pH (Standard Units)	Temp (°C	Specific Conductivity (s/cm)	Dissolved Oxygen (mg/L)	Turbidity (NTU)	Comments
7/10/2007	11:54	0.10L	0.10L	6.64	19.63	1.26	13.07	311.00	slightly cloudy
7/10/2007	11:57	0.10L	0.40L	6.66	20.50	1.25	12.07	304.00	slightly cloudy
7/10/2007	12:00	0.10L	0.70L	6.63	20.56	1.24	11.76	262.00	slightly cloudy

Recorded By: Erik Corbin Erik C. Corbin 7/10/07
(Signature and Date)

QA Check By [signature] 8-29-07
(Signature and Date)

TASK TEAM ACTIVITY LOG SHEET

PROJECT NAME: RVAAP Facility-Wide Groundwater Monitoring Program

Date: 7/10/2007 ☐ Su ☐ M ☒ Tu ☐ W ☐ Th ☐ F ☐ Sa Page 1 of 1

Team Members:

Aaron Roski

Erik Corbin

Narrative (include time and location):

Set up LL12-182. Began purging at 08:45. WL at 10.36, draw down 12.25, continuously monitored WL. Stabilize at 08:59, WL 12.7. Slow sampling pump speed of 0.1L/m. Sample FWGLL12mw-182C-0481-GW & GF at 09:05 for VOCs, SVOCs, Explosives, Pesticides, PCBs, Propellants, Cyanide, Nitrate/Nitrite, and Metals (field filtered). Also collected field duplicate FWGLL12mw-DUP2-0498-GW & GF and split sample FWGLL12mw-182C-0508S-GW for the same analytes as the parent sample. Decon equipment. Pack up and leave well at 11:20.

Daily Weather Conditions: A.M. Sunny, mid-80's, very humid, light SW breeze.

P.M.

Recorded By: Erik Corbin Erik C. Corbin QA Checked By:

WELL PURGE RECORD

PROJECT NAME: Facility-wide Groundwater Monitoring Program

Well Number and Location: LL12-182 Page: 1 of 1

Date	Time	Gallons Removed	Total Gallons Removed	pH (Standard Units)	Temp (°C	Specific Conductivity (s/cm)	Dissolved Oxygen (mg/L)	Turbidity (NTU)	Comments
7/10/2007	08:53	0.10L	0.10L	6.63	16.56	1.10	11.96	746.00	very cloudy
7/10/2007	08:56	0.30L	0.40L	6.78	17.28	1.10	14.97	514.00	cloudy
7/10/2007	08:59	0.30L	0.70L	6.75	16.31	1.03	16.11	273.00	cloudy

Recorded By: Erik Corbin Erik C. Corbin 7/15/07
(Signature and Date)

QA Check By: [signature] 8-29-07
(Signature and Date)

TASK TEAM ACTIVITY LOG SHEET

PROJECT NAME: RVAAP Facility-Wide Groundwater Monitoring Program

Date: 7/10/2007 ☐ Su ☐ M ☒ Tu ☐ W ☐ Th ☐ F ☐ Sa Page 1 of 1

Team Members:

Steve Sturgeon

Colleen Lear

Narrative (include time and location):

0835 at LL12 mw 183, set up, initial drawdown to 12.8, monitor wl and purging at .15 L/m at 845. Stabalize at 0905 and at 915 sample FWGLL12-mw283C-0482-GW and GF plus MSMSD for VOC, SVOC, EXPLO, PEST, PCB, Cyanide, propellants, NO2/NO3, and metals (field filtered). Decon, Pack up area 1130. Leave.

Daily Weather Conditions: A.M. high 80s, sun, humid

P.M.

Recorded By: CL Colleen Lear

QA Checked By:

WELL PURGE RECORD

PROJECT NAME: Facility-wide Groundwater Monitoring Program

Well Number and Location: II12-183

Date	Time	Gallons Removed	Total Gallons Removed	pH (Standard Units)	Temp (°C	Specific Conductivity (s/cm)	Dissolved Oxygen (mg/L)	Turbidity (NTU)	Comments
7/10/2007	0848	0.10L	0.10L	6.57	14.80	0.89	7.89	65.30	tinted
7/10/2007	0851	0.45L	0.55L	6.48	14.80	0.91	2.21	77.00	tinted
7/10/2007	0854	0.45L	1.00L	6.57	14.50	0.97	2.00	84.50	
7/10/2007	0857	0.45L	1.45L	6.64	14.50	0.97	2.08	88.10	slightly tinted
7/10/2007	0900	0.45L	1.90L	6.68	14.50	0.97	1.97	90.30	slightly tinted
7/10/2007	0903	0.45L	2.35L	6.72	14.50	0.97	2.35	93.20	clear to slight tint

Recorded By: Colleen Hoar 7/10/07
(Signature and Date)

QA Check By: J. M. Miller 9/7/07
(Signature and Date)

TASK TEAM ACTIVITY LOG SHEET

PROJECT NAME: RVAAP Facility-Wide Groundwater Monitoring Program

Date: 7/10/2007 ☐ Su ☐ M ☒ Tu ☐ W ☐ Th ☐ F ☐ Sa Page 1 of 1

Team Members:

Steve Sturgeon

Colleen Lear

Narrative (include time and location):

1150 at LL12 mw 186 for set up, initial drawdown to 8.27, monitor wl and purging at 0.15 to 0.1 L/m at 1155. Stabalize at 1205 and at 1215 sample FWGLL12-mw286C-0483-GW and GF for VOC, SVOC, EXPLO, PEST, PCB, Cyanide, propellants, NO2/NO3, and metals (field filtered). Well is a slow recharger. Decon, Pack up area and leave.

Daily Weather Conditions: A.M. 80 high humid, sun

P.M. 90s high humidity, sun

Recorded By: CL Colleen A Lear QA Checked By:

WELL PURGE RECORD

PROJECT NAME: Facility-wide Groundwater Monitoring Program

Well Number and Location: II12-186

Page: 1 of 1

Date	Time	Gallons Removed	Total Gallons Removed	pH (Standard Units)	Temp (°C	Specific Conductivity (s/cm)	Dissolved Oxygen (mg/L)	Turbidity (NTU)	Comments
7/10/2007	1155	0.1L	.1L	7.11	15.50	1.20	14.60	170.00	slight tint
7/10/2007	1558	0.30	0.40	6.90	15.40	1.20	14.60	160.00	slight tint
7/10/2007	1601	0.30	0.70	6.90	15.40	1.20	14.30	140.00	
7/10/2007	1604	0.30	1L	6.90	15.30	1.20	14.40	150.00	

Recorded By: Colleen A Lear 7/10/07
(Signature and Date)

QA Check By: J. M. Mell 9/7/07
(Signature and Date)

TASK TEAM ACTIVITY LOG SHEET

PROJECT NAME: RVAAP Facility-Wide Groundwater Monitoring Program

Date: 7/11/2007 ☐ Su ☐ M ☐ Tu ☒ W ☐ Th ☐ F ☐ Sa Page 1 of 1

Team Members:

James McDaniel

Robert (Zeke) Secore

Narrative (include time and location):

Arrive at WBGmw006 at 0845. Raining and storms in area. Begin purge at 0856. WL = 9.60. Continuously monitor WL. WL stabilized at 9.69. Sample FWGWBGmw-006C-0494-GW and GF at 0915 for VOC, SVOC, Pest, PCB, Explo, Propellants, Cyanide, and Metals (field filtered GF). Finished at 0945. Decon equipment at 0950 and leave. Data entry lost during field work. No purge record available. Well purge and stabilization completed within set requirements.

Daily Weather Conditions: A.M. rain 0830 to 1000, cloudy, 70s

P.M. sunny, 80F

Recorded By: Robert Secore 7-11-07 QA Checked By 9-4-07

TASK TEAM ACTIVITY LOG SHEET

PROJECT NAME: RVAAP Facility-Wide Groundwater Monitoring Program

Date: 7/11/2007 ☐ Su ☐ M ☐ Tu ☐ W ☒ Th ☐ F ☐ Sa Page 1 of 1

Team Members:

Colleen Lear

Steve Sturgeon

Narrative (include time and location):

0900 at WBG-007 for set up and check wl. 0908 begin purge and continuously monitor wl, initial drawn down from 18.25 to 18.32. Stabalize at 0925. Sample FWGWBGmw-007C-0495-GW and GF for VOC, SVOC, Pest, PCB, Explo, Propellants, Cyanide, and Metals (field Filtered GF) at 0935. Decon equipment 1010. Pack up site and leave. Pump settings CPM4 re 11 dis 4 throttle 100 at 0.20l/m

Daily Weather Conditions: A.M. rain 0830 to 1000, cloudy, 70s

P.M.

Recorded By: CL Colleen A Lear QA Checked By:

WELL PURGE RECORD

PROJECT NAME: Facility-wide Groundwater Monitoring Program

Well Number and Location: wbg-007

Date	Time	Gallons Removed	Total Gallons Removed	pH (Standard Units)	Temp (°C	Specific Conductivity (s/cm)	Dissolved Oxygen (mg/L)	Turbidity (NTU)	Comments
7/11/2007	910	0.1L	0.1L	6.00	13.01	0.47	13.34	305.00	tan cloudy
7/11/2007	913	0.60L	0.70L	6.30	12.69	0.46	13.00	370.00	tan cloudy
7/11/2007	916	0.60L	1.30L	6.58	12.03	0.46	13.40	350.00	tan cloudy
7/11/2007	919	0.60L	1.90L	6.64	11.81	0.46	13.66	250.00	tan cloudy
7/11/2007	922	0.60L	2.50L	6.69	11.79	0.46	13.58	280.00	
7/11/2007	925	0.60L	3.10L	6.71	11.74	0.42	13.51	225.00	

Recorded By: Colleen Doan 7/11/07
(Signature and Date)

QA Check By: [signature] 9/7/07
(Signature and Date)

TASK TEAM ACTIVITY LOG SHEET

PROJECT NAME: RVAAP Facility-Wide Groundwater Monitoring Program

Date: 7/11/2007 ☐ Su ☐ M ☐ Tu ☒ W ☐ Th ☐ F ☐ Sa Page 1 of 1

Team Members:

Aaron Roski

Erik Corbin

Narrative (include time and location):

Set up WBG-009. Arrive at well at 08:50. Thunderstorms in area. Began purging at 09:21. WL at 14.52, draw down 15.1, continuously monitored WL. Stabilize at 09:33, WL 15.20. Sample FWGWBGmw-009C 0496-GW & GF at 09:34 for VOCs, SVOCs, Explosives, Pesticides, PCBs, Propellants, Cyanide, and Metals (field filtered). Decon equipment. Pack up and leave well at 10:30.

Daily Weather Conditions: A.M. Light rain 0830-1000 and thunderstorms, mid-70's, humid, no wind

P.M.

Recorded By: Erik Corbin Erik C. Corbin QA Checked By: Colleen Hon

WELL PURGE RECORD

PROJECT NAME: Facility-wide Groundwater Monitoring Program

Well Number and Location: WBG-009 Page: 1 of 1

Date	Time	Gallons Removed	Total Gallons Removed	pH (Standard Units)	Temp (°C	Specific Conductivity (s/cm)	Dissolved Oxygen (mg/L)	Turbidity (NTU)	Comments
7/11/2007	09:24	0.10L	0.10L	6.31	14.06	0.70	9.52	63.70	clear
7/11/2007	09:27	0.30L	0.40L	6.52	13.70	0.66	6.58	31.80	
7/11/2007	09:30	0.30L	0.70L	6.54	13.20	0.66	5.74	21.20	
7/11/2007	09:33	0.30L	1.0L	6.50	13.06	0.66	5.32	21.40	clear

Recorded By: Erik Corbin Erik R. Corbin 7/11/07 QA Check By: Colleen A Sean 8-30-07
(Signature and Date) (Signature and Date)

Date: 9-Jul

S	M	T	W	T	F	S
	X					

DAILY QUALITY CONTROL REPORT

Weather	Bright Sun	Clear	Over-Cast	Rain	Snow
	X				
Temp	To 32	32-50	50-70	70-85	85 up
					X
Wind	Still	Moder	High	Report No.	
		X			
Humidity	Dry	Moder	Humid		
			X	070907	

COE Project Manager Glen Beckham

Project Ravenna Army Ammunition Plant Groundwater Monitoring

Job No. 30240

Contract No. W912QR-04-D-0036

SUB-CONTRACTORS ON SITE:

Environmental Quality Management, Inc. & Los Alamos Technical Associates

EQUIPMENT ON SITE:

Three water quality meters (2 Horiba-U22's and 1 MicroPurge Basics); One multigas detector (MSA); Four bladder pumps w/ associated controllers and compressors.

WORK PERFORMED (INCLUDING SAMPLING):

Samples were collected at the following locations: DA2-107, LL1mw-78, LL1mw-80, LL1mw-83, LL2mw-059, LL2mw-262, LL2mw-263, LL4mw-198, and LL4mw-199. A field duplicate and QA split sample were collected from LL1mw-83. Extra volume was collected from LL4mw-199 to be designated for matrix spike/matrix spike duplicate analysis at the laboratory. Additionally, a field rinsate was collected by Team #1.

Project Ravenna Army Ammunition Plant Groundwater Monitorin Report No. 070907

Job No. 30240 Date: 7/9/2007

QUALITY CONTROL ACTIVITIES (INCLUDING FIELD CALIBRATIONS):

All field equipment was calibrated prior to mobilizing to the field. Water quality meters were calibrated with AutoCal Solution - certified values are: Conductivity - 4.49 mS/cm; Turbidity - 0 NTU; pH - 4.0 and 7.0 su. Multigas detector calibrated with Zero Air Standard and 100 ppm Isobutylene. All field equipment was within calibration criteria.

HEALTH AND SAFETY LEVELS AND ACTIVITIES:

Health & Safety briefing conducted by Colleen Lear prior to mobilizing to the field. All personnel to don modified Level 4 PPE (i.e. steel-toed shoes, safety glasses, and nitrile gloves). First Aid kits were included in each vehicle, and personnel were made aware of the location of eyewash stations. One vehicle was equipped with a Facility-wide radio, and each team had a cellular phone. Due to the heat, personnel were directed to re-hydrate frequently and watch for signs of heat-related stress. Personnel were also instructed to be alert for stinging insects & ticks. All personnel advised about fire watch conditions at Demo Area 2.

PROBLEMS ENCOUNTERED/CORRECTIVE ACTION (S) TAKEN:

NA

SPECIAL NOTES:

NA

TOMORROWS EXPECTATIONS:

Expectations for tomorrow are to safely and correctly collect samples from a minimum of 10 wells.

By: Erik C. Corbin 7/9/07 QA Checked by: 7-27-07

(Signature and date) (Signature and date)

Date: 10-Jul

S	M	T	W	T	F	S
		X				

DAILY QUALITY CONTROL REPORT

COE Project Manager: Glen Beckham

Project: Ravenna Army Ammunition Plant Groundwater Monitoring

Job No.: 30240

Contract No.: W912QR-04-D-0036

Weather	Bright Sun	Clear	Over-Cast	Rain	Snow
	X				
Temp	To 32	32-50	50-70	70-85	85 up
					X
Wind	Still	Moder	High	Report No.	
		X			
Humidity	Dry	Moder	Humid		
			X	071007	

SUB-CONTRACTORS ON SITE:

Environmental Quality Management, Inc. & Los Alamos Technical Associates

EQUIPMENT ON SITE:

Three water quality meters (2 Horiba-U22's and 1 MicroPurge Basics); One multigas detector (MSA); Four bladder pumps w/ associated controllers and compressors.

WORK PERFORMED (INCLUDING SAMPLING):

Samples were collected at the following locations: BKGmw-004, BKGmw-008, BKGmw-010, BKGmw-012, BKGmw-021, CBPmw-007, LL12mw-153, LL12mw-182, LL12mw-183, LL12mw-186, and CBPmw-006. A field duplicate and QA split sample were collected from LL12mw-182. Extra volume was collected from LL12mw-183 to be designated for matrix spike/matrix spike duplicate analysis at the laboratory. Additionally, a field rinsate was collected by Team #3.

Project Ravenna Army Ammunition Plant Groundwater Monitorin Report No. 071007

Job No. 30240 Date: 7/10/2007

QUALITY CONTROL ACTIVITIES (INCLUDING FIELD CALIBRATIONS):

All field equipment was calibrated prior to mobilizing to the field. Water quality meters were calibrated with AutoCal Solution - certified values are: Conductivity - 4.49 mS/cm; Turbidity - 0 NTU; pH - 4.0 and 7.0 su. Multigas detector calibrated with Zero Air Standard and 100 ppm Isobutylene. All field equipment was within calibration criteria.

HEALTH AND SAFETY LEVELS AND ACTIVITIES:

Health & Safety briefing conducted by Colleen Lear prior to mobilizing to the field. All personnel to don modified Level 4 PPE (i.e. steel-toed shoes, safety glasses, and nitrile gloves). First Aid kits were included in each vehicle, and personnel were made aware of the location of eyewash stations. One vehicle was equipped with a Facility-wide radio, and each team had a cellular phone. Due to the heat, personnel were directed to re-hydrate frequently and watch for signs of heat-related stress. Personnel were also instructed to be alert for stinging insects & ticks.

PROBLEMS ENCOUNTERED/CORRECTIVE ACTION (S) TAKEN:

Well BKGmw-010 went dry during sampling event. Well was properly stabilized aliquots for VOC, PCB, SVOC, and nitrocellulose were collected. Team #3 will return within 24 hours to attempt to collect aliquots for remaining analyses.

SPECIAL NOTES:

NA

TOMORROWS EXPECTATIONS:

Expectations for tomorrow are to safely and correctly collect samples from a minimum of 10 wells.

By: Erika C. Corbin 7/10/07 QA Checked by: 7-27-07

(Signature and date) (Signature and date)

Date: 11-Jul

S	M	T	W	T	F	S
			X			

DAILY QUALITY CONTROL REPORT

COE Project Manager: Glen Beckham

Project: Ravenna Army Ammunition Plant Groundwater Monitoring

Job No.: 30240

Contract No.: W912QR-04-D-0036

Weather	Bright Sun X	Clear	Over-Cast X	Rain X	Snow
Temp	To 32	32-50	50-70	70-85 X	85 up
Wind	Still X	Moder X	High	Report No.	
Humidity	Dry	Moder	Humid X	071107	

SUB-CONTRACTORS ON SITE:

Environmental Quality Management, Inc. & Los Alamos Technical Associates

EQUIPMENT ON SITE:

Three water quality meters (2 Horiba-U22's and 1 MicroPurge Basics); One multigas detector (MSA); Four bladder pumps w/ associated controllers and compressors.

WORK PERFORMED (INCLUDING SAMPLING):

Samples were collected at the following locations: WBGmw-007, BKGmw-020, WBGmw-006, BKGmw-019, BKGmw-010, BKGmw-013, WBGmw-009, LL11mw-002, LL11mw-007, LL3mw-238, and LL3mw-242. Field duplicate and QA split samples were collected from BKGmw-020 and LL11mw-007. Extra volume was collected from BKGmw-013 to be designated for matrix spike/matrix spike duplicate analysis at the laboratory. Additionally, a field rinsate was collected by Team #2.

Project	Ravenna Army Ammunition Plant Groundwater Monitorin	Report No.	071107
Job No.	30240	Date:	7/11/2007

QUALITY CONTROL ACTIVITIES (INCLUDING FIELD CALIBRATIONS):

All field equipment was calibrated prior to mobilizing to the field. Water quality meters were calibrated with AutoCal Solution - certified values are: Conductivity - 4.49 mS/cm; Turbidity - 0 NTU; pH - 4.0 and 7.0 su. Multigas detector calibrated with Zero Air Standard and 100 ppm Isobutylene. All field equipment was within calibration criteria.

HEALTH AND SAFETY LEVELS AND ACTIVITIES:

Health & Safety briefing conducted by Colleen Lear prior to mobilizing to the field. All personnel to don modified Level 4 PPE (i.e. steel-toed shoes, safety glasses, and nitrile gloves). First Aid kits were included in each vehicle, and personnel were made aware of the location of eyewash stations. One vehicle was equipped with a Facility-wide radio, and each team had a cellular phone. Due to the heat, personnel were directed to re-hydrate frequently and watch for signs of heat-related stress. Personnel were also instructed to be alert for stinging insects & ticks. All personnel advised of special conditions at WBG.

PROBLEMS ENCOUNTERED/CORRECTIVE ACTION (S) TAKEN:

Remaining aliquots were collected from BKGmw-010 after well was allowed sufficient time (~22 hours) to recover. As this well was stabilized within the past 24 hours, stabilization was not required. Hard drive crash on field computer team #3 initial data lost/corrupted for LL3mw-238, LL3mw-242, and WBGmw-006. From this point forward data memory stick will be utilized with all field computers to save data periodically throughout the day to minimize any data loss impacts.

SPECIAL NOTES:

NA

TOMORROWS EXPECTATIONS:

Expectations for tomorrow are to safely and correctly collect remaining samples from the July 2007 RVAAP GWM event.

By: Erika C. Corbin 7/11/07 (Signature and date)

QA Checked by: [signature] 7-27-07 (Signature and date)

Date: 12-Jul

S	M	T	W	T	F	S
				X		

DAILY QUALITY CONTROL REPORT

COE Project Manager Glen Beckham

Project Ravenna Army Ammunition Plant Groundwater Monitoring

Job No. 30240

Contract No. W912QR-04-D-0036

Weather	Bright Sun	Clear	Over-Cast	Rain	Snow
	X				
Temp	To 32	32-50	50-70	70-85	85 up
				X	
Wind	Still	Moder	High	Report No.	
	X				
Humidity	Dry	Moder	Humid		
			X	071207	

SUB-CONTRACTORS ON SITE:

Environmental Quality Management, Inc. & Los Alamos Technical Associates

EQUIPMENT ON SITE:

Three water quality meters (2 Horiba-U22's and 1 MicroPurge Basics); One multigas detector (MSA); Four bladder pumps w/ associated controllers and compressors.

WORK PERFORMED (INCLUDING SAMPLING):

Samples were collected at the following locations: BKGmw-005, BKGmw-006, BKGmw-015, BKGmw-016, BKGmw-017, and BKGmw-018. Extra volume was collected from BKGmw-017 to be designated for matrix spike/matrix spike duplicate analysis at the laboratory. Additionally, a field rinsate was collected by Team #1.

Project Ravenna Army Ammunition Plant Groundwater Monitorin Report No. 071207

Job No. 30240 Date: 7/12/2007

QUALITY CONTROL ACTIVITIES (INCLUDING FIELD CALIBRATIONS):

All field equipment was calibrated prior to mobilizing to the field. Water quality meters were calibrated with AutoCal Solution - certified values are: Conductivity - 4.49 mS/cm; Turbidity - 0 NTU; pH - 4.0 and 7.0 su. Multigas detector calibrated with Zero Air Standard and 100 ppm Isobutylene. All field equipment was within calibration criteria.

HEALTH AND SAFETY LEVELS AND ACTIVITIES:

Health & Safety briefing conducted by Colleen Lear prior to mobilizing to the field. All personnel to don modified Level 4 PPE (i.e. steel-toed shoes, safety glasses, and nitrile gloves). First Aid kits were included in each vehicle, and personnel were made aware of the location of eyewash stations. One vehicle was equipped with a Facility-wide radio, and each team had a cellular phone. Due to the heat, personnel were directed to re-hydrate frequently and watch for signs of heat-related stress. Personnel were also instructed to be alert for stinging insects & ticks.

PROBLEMS ENCOUNTERED/CORRECTIVE ACTION (S) TAKEN:

Minimum volumes were collected for each requested analyses from BKGmw-015 due to limited volume in the well. No impact is expected on analytical results as sufficient aliquots are being provided to the lab for analysis.

SPECIAL NOTES:

NA

TOMORROWS EXPECTATIONS:

None

By: Erik C. Corbin 7/11/07 QA Checked by: 7-27-07

(Signature and date) (Signature and date)

RVAAP Book #1

"Rite in the Rain"®
ALL-WEATHER WRITING PAPER

ALL-WEATHER
ENVIRONMENTAL FIELD BOOK

Name Environmental Quality Mgt. Inc

Address 1800 Carillon Blvd.
Cincinnati OH 45240
Phone 513 825 7500

Project RVAAP: USACE Groundwater

This book is printed on "Rite in the Rain" All-Weather Writing Paper - A unique paper created to shed water and enhance the written image. It is widely used throughout the world for recording critical field data in all kinds of weather. For best results, use a pencil or an all-weather pen.

Specifications for this book:

Page Pattern		Cover Options	
Left Page	Right Page	Polydura Cover	Fabrikoid Cover
Columnar	1/4" Grid	Item No. 550	Item No. 550F

© 1996 J. L. DARLING CORP.

CONTENTS

PAGE	REFERENCE	DATE
1-7	Qtrly-April	4-12-07/ 4-20-07
10	IDW Sampling	5-31-07
12-16	Qtrly - July 2007	7-9-07/ 7-12-07

Reference Page Index

147 Error codes, Hazardous classifications, Container types
148 Sampling guidelines (Liquids)
149 Sampling guidelines (Solids)
150 Approximate Volume of Water in Casing or Hole, Ground Water Monitoring Well
151 PVC Pipe casing tables
152 Soil Classification
153 Soil Classification
154 Conversions (Length, Weight, Volume, Temp, etc...)
155 Conversions (Concentrations, Volume/Flow or Time, Velocity, Acceleration)
156 Maximum Concentration of Contaminants for the Toxicity Characteristic

12

Location RVAAP Date 7-9-07

Project / Client USACE

STURGEON/LEAR/ROSKI/MILLER/CORBIN EQM IATA: MCDANIELS/SPOORE

0730 ONSITE - EQM
0745 H+S
0800 Load + prep for W.L.
0830 Start W.L.
1000 Start purge samples at Demo 2, LL2, LL4, LL1
1130 IATA ONSITE CONTINUE W/ Sample/purge/H+S briefing.
1200 Demo 2 complete.
1500 LL4 complete.
1700 LL2 complete.
1745 LL1 complete except 080.
1800 Send samples to lab by lab pickup.
1840 Clean up and leave site EQM
1930 IATA offsite after 080.

Allen Lee 7-9-07

13

Location RVAAP Date July 9 2007

Project / Client USACE

Drum log July GW Event

Drum ID	Area
EQM-2007-13	LL2
EQM-2007-14	OD2
EQM-2007-15	LL1
EQM-2007-16	LL3
EQM-2007-17	LL4
EQM-2007-18	LL11
EQM-2007-19	LL12
EQM-2007-20	BKG
EQM-2007-21	CBP
EQM 2007-22	WBG
EQM 2007-23	Decon

Location RVAAP Date 7-10-07

Project / Client USACE, QTRLY EQM and LATA,

0730 EQM/LATA OFFSITE LOAD/PACK/CAL
0800 H+S meeting prepare for Site work
Load and prep for Site work
Start Site work for U12,
CBP for purge and Sample
1330 U12 complete
CBP complete
BKG Samples began.
BKG-MW10 went dry
partial aliquots collected.
1630 Rtn-EQM to Bldg 1036. to
Prep Samples for Shipment.
1750 Sample Pickup by Lab
1800 Complete Samples for day.
1830 Cleanup, Leave Site.

Chris Klein 7-10-07

Location RVAAP Date 7-11-07

Project / Client USACE, QTRLY EQM and LATA

0730 EQM/LATA on site load
pack and cal equipment
0800 H+S meeting prepare for
Site walk.
0815 await guard for entrance
to UBG. Rain in area,
1010 Complete UBG. continue
with BKG wells,
and with U11 U13
1400 Collect the final aliquot
of BKG MW 16 with 24 hrs.
1630 Complete Samples
and prepare for Shipment.
1730 STL Samples picked up
by lab.
1830 Clean up and leave site.

Chris Klein 7-11-07

Location RVAAP Date 7-12-07

Project / Client USACE, QTRLY
EQM and LATA

0730 EQM and LATA onsite to prep/cal for the day. Load and pack
0800 H&S meeting prepare for site work. Start final wells at BKG locations.
1230 Start finalizing samples for sample shipment. Pack up the site.
1440 Samples picked up by lab.
1500 Clean Bldg 1036 and leave site.

Cole [signature] 7-12-07

Location Date

Project / Client

ENVIRONMENTAL QUALITY MANAGEMENT, INC.

TECHNICAL CHANGE ORDER

To: V. Deppisch

Subject: RVAAP July Sampling Event

File: Contract Number W912QR-04-D-0036

Date: October 1, 2007

cc: E. Mohr - OEPA
T. Fisher – OEPA
R. Hockett - USACE

Cooler L026, containing samples FWGBKGmw-019c-0471-GW and FWGBKGmw-019c-0471-GF, was received at 8.2°C. The samples were collected at 1830 on 7/11/07 and received at the laboratory on 7/12/07. The laboratory indicated that there was no ice in the cooler. After discussing the situation with field personnel it was determined that the samples had been held overnight in the secure refrigerator in Building 1036. Samples were packaged for shipment the following day including ice. However the ice apparently melted prior to receipt at the laboratory. EQM was not made aware of the temperature problem until receipt of the analytical data package on 9/13/07.

Corrective Action

EQM will ensure that adequate ice is placed in each cooler in order to meet the temperature requirements of this project. Additionally, EQM has notified the laboratory that any temperature variations outside of the FWGWSAP must be reported immediately so a determination as to re-sampling of the well can be made.

Additionally, as a conservative approach in accordance with the LCG and National Functional Guidelines, the organic and cyanide results were qualified estimated "UJ/J" for FWGBKGmw-019c-0471-GW. The VOC aliquots for this well were shipped in a different cooler.

APPENDIX B

DATA VERIFICATION REPORTS/LABORATORY DATA SHEETS
APPENDIX B IS CONTAINED IN VOLUME 2

Data Verification Summary

Site: Ravenna Army Ammunition Plant
Sampling Event: July 2007
STL Sample Delivery Group: A7G120309
COC#: 117212, 117209, 117210

Date: September 14, 2007
Revision: 0

Data Validator: Heather Medley/Environmental Quality Management, Inc. (EQM, Inc.)

QA/QC Summary

On July 11 and 12, 2007 the following samples were collected from groundwater-monitoring wells at Ravenna Army Ammunition Plant and analyzed as part of SDG A7G120101.

Field Sample ID	Analytes	Method
FWGBKGmw-017c-0469-GW	VOCs	SW846 8260B
FWGBKGmw-016c-0468-GW	SVOCs	SW846 8270C
FWGBKGmw-006c-0462-GW	Pesticides	SW846 8081A
FWGBKGmw-018c-0470-GW	PCBs	SW846 8082
FWEQUIPRinse4-0504-GW	Explosives	SW846 8330
FWGBKGmw-019c-0471-GW	Nitroguanidine	SW846 8330 modified
FWGBKGmw-005c-0461-GW	Nitrocellulose	EPA 353.2 modified
FWGBKGmw-015c-0467-GW	Cyanide	SW846 9012A
FWGBKGmw-017c-0469-GF	TAL23 Metals	SW846 6010B/6020/7470A
FWGBKGmw-016c-0468-GF		
FWGBKGmw-006c-0462-GF		
FWGBKGmw-018c-0470-GF		
FWEQUIPRinse4-0504-GF		
FWGBKGmw-019c-0471-GF		
FWGBKGmw-005c-0461-GF		
FWGBKGmw-015c-0467-GF		
FWGTrip-Team1	VOCs	SW846 8260B
FWGTRIP-Team3-071107		
FWGTrip-Team2		
FWGTRIP-Team3		

The data presented in this report were evaluated according to the *Final Quality Assurance Project Plan Addendum for the Facility-Wide Groundwater Monitoring Program Ravenna Army Ammunition Plant Ravenna, OH, Portage Environmental, September 2004.* The following documents will be used as needed to supplement the project documentation: *Louisville Chemistry Guidelines, USACE, June 2002 version 5, EPA National Functional Guidelines (NFG) for Organic Data Review, EPA-540/R-99-008, October 1999, NFG for Inorganic Data Review, EPA-540/R-04-004, October 2004*, Analytical Methods, and Laboratory Standard Operating Procedures. These objectives represent accuracy and precision performance goals for each analytical method.

Data Verification Summary

Site: Ravenna Army Ammunition Plant
Sampling Event: July 2007
STL Sample Delivery Group: A7G120309
COC#: 117212, 117209, 117210

Date: September 14, 2007
Revision: 0

10 Coolers were received between 3.6 and 8.2°C. Cooler L026, containing samples FWGBKGmw-019c-0471-GW and FWGBKGmw-019c-0471-GF, was received at 8.2°C. The samples were collected at 1830 on 7/11/07. The results for FWGBKGmw-019c-0471-GW were qualified estimated "J" for detected results and "UJ" for non-detected results.

The completeness objective for the project was 90%. The completeness objective was met for this SDG, 98.1%. Limitations, if any, on the data are indicated with qualifiers detailed below.

SUMMARY OF QUALIFICATIONS AND QC OUTLIERS:

Sample ID	Method	Analyte	Concentration (µg/L)	Flag	Reason
FWGBKGmw-005c-0461-GF	6010B	Potassium	864	J	Result was between the MDL and RL; serial dilution %D was above control limits
		Manganese	0.91	J	Result was between the MDL and RL
	6020	Iron	339	BJ	B = Result was less than 5x the EB value; J = Closing MRL recovered above 130%
FWGBKGmw-005c-0461-GW	8081A	Endosulfan I	0.025	UJ	LCS recovered below control limits
		Toxaphene	2.0	R	The CCV %D was below control limits.
	8082	All Aroclors	0.50	UJ	Surrogate recovery was below control limits.
	8260B	Acetone	10	R	CCV %D recovered below control limits; MS/MSD recovered below control limits.

Data Verification Summary

Site: Ravenna Army Ammunition Plant
Sampling Event: July 2007
STL Sample Delivery Group: A7G120309
COC#: 117212, 117209, 117210

Date: September 14, 2007
Revision: 0

Sample ID	Method	Analyte	Concentration (µg/L)	Flag	Reason
FWGBKGmw-005c-0461-GW	8270C	Benzoic acid	10	R	LCS recovered below 30%; surrogate recoveries were below control limits;
		Hexachlorocyclopentadiene	10	R	LCS recovered below 30%;
		2,4,5-Trichloropheonl	5.0	UJ	Surrogate recoveries were below control limits;
		2,4,6-Trichlorophenol	5.0	UJ	
		2,4-Dichlorophenol	1.0	UJ	
		2,4-Dimethylphenol	2.0	UJ	
		2,4-Dinitrophenol	5.0	UJ	
		2-Chlorophenol	1.0	UJ	
		2-methylphenol	1.0	UJ	
		2-Nitrophenol	2.0	UJ	
		4,6-Dinitro-2-methylphenol	5.0	UJ	
		4-Chloro-3-methylphenol	2.0	UJ	
		4-Methylphenol	1.0	UJ	
		4-Nitrophenol	5.0	UJ	
		Benzyl Alcohol	5.0	UJ	
		Pentachlorophenol	5.0	UJ	
		Phenol	1.0	UJ	
		Bis(2-ethylhexyl)phthalate	1.1	J	Result was between the MDL and RL
FWGBKGmw-006c-0462-GF	6010B	Potassium	1360	J	Serial dilution %D was above control limits
	6020	Iron	1110	BJ	B = Result was less than 5x the EB value; J = Closing MRL recovered above 130%
FWGBKGmw-006c-0462-GW	8081A	Endosulfan I	0.025	UJ	LCS recovered below control limits; surrogate recovery was below control limits
		Toxaphene	2.0	R	The CCV %D was below control limits; surrogate recovery was below control limits
		All other analytes EXCEPT Endosulfan I and Toxaphene	Various	UJ	Surrogate recovered below control limits
	8082	All Aroclors	0.50	UJ	Surrogate recovery was below control limits.

Data Verification Summary

Site: Ravenna Army Ammunition Plant
Sampling Event: July 2007
STL Sample Delivery Group: A7G120309
COC#: 117212, 117209, 117210

Date: September 14, 2007
Revision: 0

Sample ID	Method	Analyte	Concentration (µg/L)	Flag	Reason
FWGBKGmw-006c-0462-GW	8260B	Acetone	10	R	CCV %D recovered below control limits; MS/MSD recovered below control limits.
	8270C	Benzoic acid	10	R	LCS recovered below 30%;
		Hexachlorocyclopentadiene	10	R	
		Bis(2-ethylhexyl)phthalate	1.0	J	Result was between the MDL and RL
FWGBKGmw-015c-0467-GF	6010B	Potassium	4150	J	Serial dilution %D was above control limits
		Nickel	2.9	J	Result was between the MDL and RL; Lab duplicate RPD was above control limits.
	6020	Zinc	8.6	J	
		Iron	145	BJ	B = Result was less than 5x the EB value; J = Closing MRL recovered above 130%
FWGBKGmw-015c-0467-GW	8081A	Endosulfan I	0.025	UJ	LCS recovered below control limits;
		Toxaphene	2.0	R	The CCV %D was below control limits;
	8260B	Acetone	1.3	J	CCV %D recovered below control limits; MS/MSD recovered below control limits; Result was between the MDL and RL
	8270C	Benzoic acid	10	R	LCS recovered below 30%;
		Hexachlorocyclopentadiene	10	R	
FWGBKGmw-016c-0468-GF	6010B	Potassium	603	J	Serial dilution %D was above control limits; Result was between the MDL and RL
		Manganese	9.2	J	Result was between the MDL and RL
		Nickel	3.5	J	Result was between the MDL and RL; Lab duplicate RPD was above control limits.
	6020	Zinc	3.6	J	

Data Verification Summary

Site: Ravenna Army Ammunition Plant
Sampling Event: July 2007
STL Sample Delivery Group: A7G120309
COC#: 117212, 117209, 117210

Date: September 14, 2007
Revision: 0

Sample ID	Method	Analyte	Concentration (µg/L)	Flag	Reason
FWGBKGmw-016c-0468-GF	6020	Iron	85.2	BJ	B = Result was less than 5x the EB value; J = Closing MRL recovered above 130%
		Aluminum	14.8	BJ	B = Result was less than 5x the MB value; J = Closing MRL recovered above 130%; Result was between the MDL and RL; Lab duplicate RPD was above control limits.
FWGBKGmw-016c-0468-GW	8081A	Endosulfan I	0.025	UJ	LCS recovered below control limits;
		Toxaphene	2.0	R	The CCV %D was below control limits;
	8260B	Acetone	10	R	CCV %D recovered below control limits; MS/MSD recovered below control limits
	8270C	Benzoic acid	10	R	LCS recovered below 30%;
		Hexachlorocyclopentadiene	10	R	
FWGBKGmw-017c-0469-GF	6010B	Potassium	2560	J	Serial dilution %D was above control limits;
	6020	Antimony	0.18	J	Result was between the MDL and RL; Lab duplicate RPD was above control limits.
		Iron	1420	BJ	B = Result was less than 5x the EB value; J = Closing MRL recovered above 130%
FWGBKGmw-017c-0469-GW	353.2 mod	Nitrocellulose	0.18	J	Result was between the MDL and RL
	8081A	Endosulfan I	0.025	UJ	LCS recovered below control limits;
		Toxaphene	2.0	R	The CCV %D was below control limits;
	8082	All Aroclors	0.50	UJ	Surrogate recovery was below control limits.

Data Verification Summary

Site: Ravenna Army Ammunition Plant
Sampling Event: July 2007
STL Sample Delivery Group: A7G120309
COC#: 117212, 117209, 117210

Date: September 14, 2007
Revision: 0

Sample ID	Method	Analyte	Concentration (µg/L)	Flag	Reason
FWGBKGmw-017c-0469-GW	8260B	Acetone	10	R	CCV %D recovered below control limits; MS/MSD recovered below control limits
	8270C	Benzoic acid	10	R	LCS recovered below 30%; surrogate recoveries were below control limits; MS/MSD recovered below control limits
		Hexachlorocyclopentadiene	10	R	LCS recovered below 30%; MS/MSD recovered below control limits
		2,4,5-Trichloropheonl	5.0	UJ	Surrogate recoveries were below control limits;
		2,4,6-Trichlorophenol	5.0	UJ	
		2,4-Dichlorophenol	1.0	UJ	
		2,4-Dimethylphenol	2.0	UJ	
		2,4-Dinitrophenol	5.0	UJ	
		2-Chlorophenol	1.0	UJ	
		2-methylphenol	1.0	UJ	
		2-Nitrophenol	2.0	UJ	
		4,6-Dinitro-2-methylphenol	5.0	UJ	
		4-Chloro-3-methylphenol	2.0	UJ	
		4-Methylphenol	1.0	UJ	
		4-Nitrophenol	5.0	UJ	
		Benzyl Alcohol	5.0	UJ	
		Pentachlorophenol	5.0	UJ	
		Phenol	1.0	UJ	
		Bis(2-ethylhexyl)phthalate	1.3	J	Result was between the MDL and RL
FWGBKGmw-018c-0470-GF	6010B	Potassium	1240	J	Serial dilution %D was above control limits;
		Manganese	0.75	J	Result was between the MDL and RL
	6020	Zinc	2.4	J	Result was between the MDL and RL; Lab duplicate RPD was above control limits.
		Iron	248	BJ	B = Result was less than 5x the EB value; J = Closing MRL recovered above 130%

Data Verification Summary

Site: Ravenna Army Ammunition Plant
Sampling Event: July 2007
STL Sample Delivery Group: A7G120309
COC#: 117212, 117209, 117210

Date: September 14, 2007
Revision: 0

Sample ID	Method	Analyte	Concentration (µg/L)	Flag	Reason
FWGBKGmw-018c-0470-GW	8081A	Endosulfan I	0.025	UJ	LCS recovered below control limits;
		Toxaphene	2.0	R	The CCV %D was below control limits;
	8260B	Acetone	1.1	J	CCV %D recovered below control limits; MS/MSD recovered below control limits; Result was between the MDL and RL
		Chloromethane	0.49	J	Result was between the MDL and RL;MRL recovered above 130%.
	8270C	Benzoic acid	10	R	LCS recovered below 30%;
		Hexachlorocyclopentadiene	10	R	
FWGBKGmw-019c-0471-GF	6010B	Potassium	1140	J	Serial dilution %D was above control limits;
	6020	Aluminum	6.9	BJ	B = Result was less than 5x the EB value; J = Result was between the MDL and RL; Closing MRL recovered above 130%; Lab duplicate RPD was above control limits.
		Iron	480	J	Closing MRL recovered above 130%
FWGBKGmw-019c-0471-GW	8330	All analtyes	Various	UJ	Cooler temperature was between 6 and 10°C
	353.2 mod	Nitrocellulose	0.50	UJ	Cooler temperature was between 6 and 10°C
	8081A	Endosulfan I	0.025	UJ	LCS recovered below control limits; Cooler temperature was between 6 and 10°C
		Toxaphene	2.0	R	The CCV %D was below control limits; Cooler temperature was between 6 and 10°C
		All other analytes EXCEPT Endosulfan I and Toxaphene	Various	UJ	Cooler temperature was between 6 and 10°C

Data Verification Summary

Site: Ravenna Army Ammunition Plant
Sampling Event: July 2007
STL Sample Delivery Group: A7G120309
COC#: 117212, 117209, 117210

Date: September 14, 2007
Revision: 0

Sample ID	Method	Analyte	Concentration (µg/L)	Flag	Reason
FWGBKGmw-019c-0471-GW	8260B	Acetone	10	R	CCV %D recovered below control limits; MS/MSD recovered below control limits; Cooler temperature was between 6 and 10°C
		All other analytes EXCEPT Acetone	Various	UJ	Cooler temperature was between 6 and 10°C
	8270C	Benzoic acid	10	R	LCS recovered below 30%; surrogate recoveries were below control limits; Cooler temperature was between 6 and 10°C
		Hexachlorocyclopentadiene	10	R	LCS recovered below 30%; Cooler temperature was between 6 and 10°C
		2,4,5-Trichloropheonl	5.0	UJ	Surrogate recoveries were below control limits; Cooler temperature was between 6 and 10°C
		2,4,6-Trichlorophenol	5.0	UJ	
		2,4-Dichlorophenol	1.0	UJ	
		2,4-Dimethylphenol	2.0	UJ	
		2,4-Dinitrophenol	5.0	UJ	
		2-Chlorophenol	1.0	UJ	
		2-methylphenol	1.0	UJ	
		2-Nitrophenol	2.0	UJ	
		4,6-Dinitro-2-methylphenol	5.0	UJ	
		4-Chloro-3-methylphenol	2.0	UJ	
		4-Methylphenol	1.0	UJ	
		4-Nitrophenol	5.0	UJ	
		Benzyl Alcohol	5.0	UJ	
		Pentachlorophenol	5.0	UJ	
		Phenol	1.0	UJ	
		All other analytes	Various	UJ	Cooler temperature was between 6 and 10°C
	9012A	Cyanide	0.0042	J	Cooler temperature was between 6 and 10°C; Result was between the MDL and RL
	8330 mod	Nitroguanidine	20	UJ	Cooler temperature was between 6 and 10°C

Data Verification Summary

Site: Ravenna Army Ammunition Plant
Sampling Event: July 2007
STL Sample Delivery Group: A7G120309
COC#: 117212, 117209, 117210

Date: September 14, 2007
Revision: 0

Sample ID	Method	Analyte	Concentration (µg/L)	Flag	Reason
FWGEQUIPRinse4-0504-GW	6010B	Potassium	146	J	Serial dilution %D was above control limits; Result was between the MDL and RL
	6020	Aluminum	197	J	Closing MRL recovered above 130%; Lab duplicate RPD was above control limits.
		Iron	336	J	Closing MRL recovered above 130%
		Zinc	2.7	J	Result was between the MDL and RL; Lab duplicate RPD was above control limits.
	8081A	Endosulfan I	0.025	UJ	LCS recovered below control limits
		Toxaphene	2.0	R	The CCV %D was below control limits;
	8330	Nitrobenzene	0.20	J	Column confirmation RPD was above control limits
		PETN	0.66	J	
		2,4-Dinitrotoluene	0.057	J	Result was between the MDL and RL
		2,6-Dinitrotoluene	0.084	J	
	8260B	Acetone	2.7	J	CCV %D recovered below control limits; MS/MSD recovered below control limits; Result was between the MDL and RL
		Chloromethane	0.31	J	Result was between the MDL and RL; MRL recovered above 130%.
	8270C	Benzoic acid	10	R	LCS recovered below 30%;
		Hexachlorocyclopentadiene	10	R	
FWGTrip-Team1	8260B	Acetone	1.3	J	CCV %D recovered below control limits; MS/MSD recovered below control limits; Result was between the MDL and RL

		Methylene Chloride	0.97	BJ	B = Result was less than 10x the MB value; J = Result was between the MDL and RL; Closing MRL recovered above 130%

Sample ID	Method	Analyte	Concentration (µg/L)	Flag	Reason
FWGTrip-Team2	8260B	Acetone	1.2	J	CCV %D recovered below control limits; MS/MSD recovered below control limits; Result was between the MDL and RL
		Methylene Chloride	0.86	BJ	B = Result was less than 10x the MB value; J = Result was between the MDL and RL; Closing MRL recovered above 130%
FWGTrip-Team3	8260B	Acetone	1.1	J	CCV %D recovered below control limits; MS/MSD recovered below control limits; Result was between the MDL and RL
		Methylene Chloride	0.98	BJ	B = Result was less than 10x the MB value; J = Result was between the MDL and RL; Closing MRL recovered above 130%
FWGTripTeam3-071107	8260B	Acetone	1.5	J	CCV %D recovered below control limits; MS/MSD recovered below control limits; Result was between the MDL and RL

J = Analyte concentration is considered an estimated value.
MDL = Method Detection Limit
RL = reporting limit
MB = Method Blank
LCS = Laboratory Control Sample
MRL = Method Reporting Limit
MS/MSD = Matrix Spike/Matrix Spike Duplicate
U = Analyte is not detected.
R = Result is non-usable
CCV = Continuing calibration Verification
EB = Equipment Rinse Blank
ICV = Initial Calibration Verification
B = Analyte was found in an associated blank
RPD = Relative Percent Difference

VOAs - 8260B

Data Verification Summary

Site: Ravenna Army Ammunition Plant
Sampling Event: July 2007
STL Sample Delivery Group: A7G120309 **Date:** September 14, 2007
COC#: 117212, 117209, 117210 **Revision:** 0

The following QC criteria were reviewed with acceptable results:

- Holding times, preservation
- Tuning criteria
- Initial Calibration Criteria including SPCC and CCC compounds
- Internal standard area counts and retention times
- Method Detection Level (MDL) verification criteria
- Initial calibration verification (ICV) criteria
- Surrogate recoveries

10 Coolers were received between 3.6 and 8.2°C. Cooler L026, containing samples FWGBKGmw-019c-0471-GW and FWGBKGmw-019c-0471-GF, was received at 8.2°C. The samples were collected at 1830 on 7/11/07. The results for FWGBKGmw-019c-0471-GW were qualified estimated "J" for detected results and "UJ" for non-detected results.

MRL/QC checks:

- Opening MRL: Chloromethane %R = 139% and Methylene Chloride %R = 518.6%.
- The closing MRL had Chloromethane %R = 142.4% and Methylene Chloride %R = 536.8%.
- Chloromethane was detected in samples FWGBKGmw-018c-0470-GW and FWGEQUIPRinse4-0504-GW; the results were qualified estimated "J".
- Methylene Chloride was detected in samples FWGTripTeam2, FWGTrip-Team1, and FWGTrip-Team3. The results were qualified estimated "J".

The CCV %D was above control limits (30%) for several analytes.

- Chloromethane %D = 25.9% (pos); RF was acceptable.
- Acetone %D = 32.7% (neg), Methylene chloride %D = 31.9% (pos); The average %D was 8.3%.
- No qualifications were made for Chloromethane since the average %D was less than 20% and %D was less than 30%.
- Methylene chloride was detected in samples FWGTripTeam2, FWGTrip-Team1, and FWGTrip-Team3. The results were qualified estimated "J".
- Acetone was qualified estimated "J" for detected results and "R" for non-detected results because the %D was greater than 30% with a negative bias.

The method blank had acetone detected at 1.1 ug/L and methylene chloride detected at 4.3 ug/L. No qualifications were made for acetone since the contamination was less then ½ the MRL. Methylene Chloride was detected in samples FWGTripTeam2, FWGTrip-Team1, and FWGTrip-Team3. The results were qualified "B".

Site: Ravenna Army Ammunition Plant
Sampling Event: July 2007
STL Sample Delivery Group: A7G120309 **Date:** September 14, 2007
COC#: 117212, 117209, 117210 **Revision:** 0

FWGEQUIPRinse3-0503-GW (collected 7/11/07) was analyzed in SDG A7G120101. The results were applied to the sample collected on 7/11/07 in this SDG. FWGEQUIPRinse4-0504-GW was collected on 7/12/07.

FWGEQUIPRinse3-0503-GW had acetone detected at 1.6 ug/L, with a RL of 10 ug/L. Toluene was detected at 0.18 ug/L, with a RL of 1.0 ug/L. No qualifications were made for acetone since the contamination was less then ½ the MRL.

FWGEQUIPRinse4-0504-GW had acetone detected at 2.7 ug/L, with a RL of 10 ug/L. Chloromethane was detected at 0.31 ug/L, with a RL of 1.0 ug/L. No qualifications were made for acetone since the contamination was less then ½ the MRL.

FWGTrip-Team2 detected acetone at 1.2 ug/L with a RL of 10 ug/L and methylene chloride at 0.86 ug/L with a RL of 2.0 ug/L. No qualifications were made for acetone since the contamination was less then ½ the MRL.

FWGTrip-Team3 detected acetone at 1.1 ug/L with a RL of 10 ug/L and methylene chloride at 0.98 ug/L with a RL of 2.0 ug/L. No qualifications were made for acetone since the contamination was less then ½ the MRL.

FWGTrip-Team1 detected acetone at 1.3 ug/L with a RL of 10 ug/L and methylene chloride at 0.97 ug/L with a RL of 2.0 ug/L. No qualifications were made for acetone since the contamination was less then ½ the MRL.

FWGTripTeam3-071107 detected acetone at 1.5 ug/L with a RL of 10 ug/L. No qualifications were made for acetone since the contamination was less then ½ the MRL.

Methylene chloride recovered (128% and 125%) above the control limits (69-118%) in the LCS and LCSD. Samples FWGTripTeam2, FWGTrip-Team1, and FWGTrip-Team3. The results were qualified estimated "J".

Sample FWGBKGmw-017c-0469-GW was the parent MS/MSD sample. Acetone recovered below the LCG control limits (70-130) in the MS (51%) and in the MSD (52%). Acetone had MRLQC recovery and CCV %Ds outside control limits. All associated results were qualified estimated "J" for detected results and "UJ" for non-detected results.

SVOCs- 8270C

The following QC criteria were reviewed with acceptable results:

- Hold time, Preservation
- Tuning criteria
- Initial Calibration criteria including CCC and SPCC compounds
- ICV criteria

- Method Detection Level (MDL) verification criteria
- Internal standard retention times

10 Coolers were received between 3.6 and 8.2°C. Cooler L026, containing samples FWGBKGmw-019c-0471-GW and FWGBKGmw-019c-0471-GF, was received at 8.2°C. The samples were collected at 1830 on 7/11/07. The results for FWGBKGmw-019c-0471-GW were qualified estimated "J" for detected results and "UJ" for non-detected results.

7/31/07 @ 1404 had benzoic acid recover at 54.6%, 2,4-Dinitrophenol recover at 67%, and pentachlorophenol recover at 67.9%. No qualifications were made since only the MS results were reported from 7/31/07.

Carbazole %D was 27.8% (neg) in the 7/31 CCV. No qualifications were made since only the MS results were reported from 7/31/07.

All Internal Standard (IS) areas were below control limits in the Matrix spike sample. The sample was re-analyzed and reported on 7/31/07. No qualifications were made since the sample was reported with acceptable IS areas.

FWGEQUIPRinse3-0503-GW (collected 7/11/07) was analyzed in SDG A7G120101. The results were applied to the sample collected on 7/11/07 in this SDG. FWGEQUIPRinse4-0504-GW was collected on 7/12/07.

FWGEQUIPRinse3-0503-GW had bis(2-ethylhexyl)phthalate detected at 2.3 ug/L with a RL of 10 ug/L. No qualifications were made for bis(2-ethylhexyl)phthalate since the contamination was less than ½ the MRL.

Benzoic acid recovered at 11%, control limits 30-136%. Hexachlorocyclopentadiene recovered at 18%, control limits 30-115%. All associated Benzoic acid and Hexachlorocyclopentadiene results were qualified non-usable "R".

Sample FWGBKGmw-017c-0469-GW was the parent MS/MSD sample.

- 2,4-Dinitrophenol recovered below the LCG control limits but within the lab control limits (14-138%) in the MS (26%) and MSD (42%).
- 3,3'-Dichlorobenzidine recovered below the LCG control limits but within the lab limits (19-111%) in the MS (26%) and MSD (32%).
- Benzoic acid recovered below the LCG control limits in the MS (0%) and MSD (160%).
- Hexachlorocyclopentadiene recovered below the LCG control limits but within the lab limits (10-98%) in the MS (15%) and MSD (16%).
- Hexachloroethane recovered below the LCG control limits but within the lab control limits (28-94%) in the MS (40%) and MSD (39%).

- Pentachlorophenol recovered below the LCG control limits but within the lab limits (38-137%) in the MS (42%).
- 2,4-Dinitrophenol, 4-Nitrophenol, benzoic acid, and Pentachlorophenol MS/MSD RPDs were greater than the limit of 40%.
- Hexachlorocyclopentadiene and benzoic acid also had LCS recovery failures. All hexachlorocyclopentadiene and Hexachloroethane were qualified non-usable "R".
- There were no other QC outliers for 2,4-Dinitrophenol, 4-Nitrophenol, 3,3'-Dichlorobenzidine, Hexachloroethane, and pentachlorophenol; therefore no qualifications were made.

Surrogate recoveries:

- FWGBKGmw-005c-0461-GW had phenol-d5 (39%), and 2-fluorophenol (10%) recover below control limits.
- FWGBKGmw-017c-0469-GW had phenol-d5 (48%) and 2-fluorophenol (21%) recover below control limits.
- FWGBKGmw-019c-0471-GW had phenol-d5 (47%) and 2-fluorophenol (24%) recover below control limits.
- All associated results were qualified estimated "J" for detected results and "UJ" for non-detected results.

Pesticides- 8081

The following QC criteria were reviewed with acceptable results:

- Holding times, preservation
- Initial Calibration criteria
- DDT and Endrin breakdown criteria
- Retention time criteria
- Method Detection Level (MDL) verification criteria
- ICV criteria
- The method blank was free from contamination
- Equipment Rinse was free from contamination
- Second Column confirmation criteria

10 Coolers were received between 3.6 and 8.2°C. Cooler L026, containing samples FWGBKGmw-019c-0471-GW and FWGBKGmw-019c-0471-GF, was received at 8.2°C. The samples were collected at 1830 on 7/11/07. The results for FWGBKGmw-019c-0471-GW were qualified estimated "J" for detected results and "UJ" for non-detected results.

MRL check on instrument A2hp3:

- 7/18 @ 2130 front column – beta- BHC %R was 130.6% and Endrin %R was 131.6%. The results were reported from the back column; therefore no qualifications were made.

- 7/19 @ 0340 front column – Endrin recovered at 134.8%. The results were reported from the back column; therefore no qualifications were made.

CCVs

- 7/18 @ 1315 back column – 3 of the 5 individual peaks %D were less than 15% (neg). The average %D across all 5 peaks was 15%; No qualifications were made.
- 7/18 @ 2105 front column – alpha-BHC (18.9%), gamma-BHC (17.7%), beta-BHC (21.7%), delta-BHC (24.2%), Heptachlor (17.3%), Aldrin (15.5%) Heptachlor epoxide (18.2%), gamma-chlordane (17.5%), Endosulfan I (16.2%), Dieldrin (16.3%), Endrin (27.3%), and 4,4'-DDD (21.5%) recovered greater than 15% D. The average %D was 15%. No qualifications were made.
- 7/18 @ 2105 back column – Endrin (20%) recovered greater than 15% D. The average %D was 9.0%; no qualifications were made.
- 7/19 @ 0315 front column – delta-BHC (17.2%), Heptachlor (17.3%), Endrin (23.6%), and 4,4'-DDD (15.7%) recovered greater than 15% D. The average %D was 11.3%; no qualifications were made.
- 7/19 @ 0315 back column – Endrin (18.9%) recovered greater than 15% D. The average %D was 6.2%; no qualifications were made.
- 7/19 @ 0836 back column – All 5 individual peaks %D were less than 15% (neg). The average %D across all 5 peaks was 38.1%; All toxaphene results wre non-detected and qualified non-usable "R"

Endosulfan I recovered below control limits (50-160) in the LCS (44%). All results were qualified estimated "UJ".

Sample FWGBKGmw-017c-0469-GW was the parent. Beta-BHC recovered above the LCG control limits in the MS (188%). 4,4'-DDE, 4,4'-DDT, beta-BHC, and Heptachlor epoxide MS/MSD RPDs were above control limits (20%). There were no other QC outliers therefore no qualifications were made.

Sample FWGBKGmw-006c-0462-GW had DBC recover at 41%. Sample FWGBKGmw-019c-0471-GW had DBC recover at 39%. All associated results were qualified estimated "J" for detected results and "UJ" for non-detected results.

PCBs- 8082

The following QC criteria were reviewed with acceptable results:

- Holding times, preservation, sample handling
- Initial Calibration criteria
- Retention time criteria
- ICV criteria
- The method blank was free from contamination
- Equipment Rinse was free from contamination

- Method Reporting Limit (MRL) and Method Detection Limit (MDL) Verification criteria
- LCS/LCSD percent recoveries and RPD value criteria
- Second Column confirmation criteria

CCV on 7/18 @ 1642 had Aroclor 1016 average %D was 22.5% (pos). There were no detected results; therefore no qualifications were made.

Sample FWGBKGmw-017c-0469-GW was the parent MS/MSD sample. Aroclor-1260 MS/MSD RPD was above control limits. There were no detected results; therefore no qualifications were made.

Surrogate DCB recovered below control limits in samples FWGWBGmw-009c-0496-GW (43%), FWGBKGmw-DUP1-0497-GW (49%), FWGLL3mw-283c-0490-GW (34%), FWGBKGmw-013c-0466-GW (45%), and FWGLL11mw-002c-0478-GW (33%). All associated results were qualified estimated "UJ".

Explosives- 8330

The following QC criteria were reviewed with acceptable results:

- Holding times, preservation
- Initial Calibration Criteria
- Retention time criteria
- ICV and CCV criteria
- LCS/LCSD percent recoveries and RPD value criteria
- MS/MSD percent recoveries criteria

4-Nitrotoluene appears to not have been spiked into MRL checks or CCVs on 8/1 and 8/2 of LC9; No qualifications were made since an evaluation could not be completed.

MDL verification check data for instrument LC9 was not provided. No qualifications were made since an evaluation could not be completed.

7/30/07 @ 1637 MRL check had RDX %D at 32%. 7/31/07 @ 1536 MRL check had RDX %D at 31%. A MDL check was performed on 7/31/07 @ 1722; There were no detected results; therefore no qualifications were made.

The method blank detected 1,3,5-Trinitrobenzene at 0.039 ug/L. The contamination was less than ½ the MRL; no qualifications were made.

FWGEQUIPRinse3-0503-GW (collected 7/11/07) was analyzed in SDG A7G120101. The results were applied to the sample collected on 7/11/07 in this SDG. FWGEQUIPRinse4-0504-GW was collected on 7/12/07.

FWGEQUIPRinse3-0503-GW had PETN detected at 0.62 ug/L and Nitrobenzene detected at 0.16 ug/L. There were no detected results for Nitrobenzene and PETN therefore no qualifications were made.

FWGEUIPRinse4-0504-GW had 2,4-Dinitrotoluene detected at 0.057 ug/L, 2,6-Dinitrotoluene detected at 0.084 ug/L, Nitrobenzene detected at 0.20 ug/L, and PETN at 0.66 ug/L. There were no detected results; therefore no qualifications were made.

1,3,5-Trinitrobenzene MS/MSD RPD was above control limits. There were no other QC outliers; therefore no qualifications were made.

FWGEQUIPRinse4-0504-GW Nitrobenzene and PETN RPDs were greater than 40% between the primary and confirmation columns. The results were qualified estimated "J".

Nitroguanidine- 8330M

The following QC criteria were reviewed with acceptable results:

- Holding times, preservation, sample handling
- Initial Calibration criteria
- Retention time criteria
- MRL level verification criteria
- MDL verification criteria
- ICV and CCV criteria
- The method blank was free from contamination
- Equipment Rinse was free from contamination
- LCS/LCSD percent recoveries and RPD value criteria
- MS/MSD percent recoveries and RPD values criteria
- Second Column confirmation criteria

There were QC outliers noted.

Metals - 6010B

The following QC criteria were reviewed with acceptable results:

- Holding times, preservation, sample handling
- Initial Calibration criteria
- ICV and CCV criteria
- Interference Check Sample (ICSAB) criteria
- LCS/LCSD percent recoveries and RPD value criteria
- MS/MSD percent recoveries and RPD values criteria
- Post Digestion spike criteria
- MDL Verification criteria

Data Verification Summary

Site: Ravenna Army Ammunition Plant
Sampling Event: July 2007
STL Sample Delivery Group: A7G120309 **Date:** September 14, 2007
COC#: 117212, 117209, 117210 **Revision:** 0

Blanks:

ICB:

- Calcium was detected at 3.7 ug/L with a RL of 1000 ug/L.
- Magnesium was detected at 8.0 ug/L with a RL of 1000 ug/L.
- Manganese was detected at 0.1 ug/L with a RL of 10 ug/L.
- Potassium was detected at 151 ug/L with a RL of 1000 ug/L.
- Sodium was detected at –510 ug/L with a RL of 1000 ug/L.
- Vanadium was detected at 0.9 ug/L with a RL of 10 ug/L.
- For all analytes, the contamination was less than ½ the RL. Therefore no qualifications were made.

CCB:

- Barium was detected in all CCBs between 0.3 and 0.4 ug/L with a RL of 10 ug/L.
- Calcium was detected in all CCBs EXCEPT CCB4 between 3.5 and 7.3 ug/L with a RL of 1000 ug/L.
- Chromium was detected in CCBs 7 and 8 at 0.9 ug/L with a RL of 5 ug/L.
- Copper was detected in CCB7 (1.2 ug/L) with a RL of 5 ug/L.
- Magnesium was detected in all CCBs between 3.7 and 12.4 ug/L with a RL of 1000 ug/L.
- Manganese was detected in all CCBs between 0.2 and 0.5 ug/L with a RL of 10 ug/L.
- Potassium was detected all CCBs between 147 and 159 ppb with a RL of 1000 ppb.
- Vanadium was detected in 8 of the 9 CCBs at between 0.5 and 0.9 ug/L with a RL of 10 ug/L.
- The contamination was less than ½ the RL; therefore no qualifications were made.
- Selenium was detected in CCB1 (-3.0 ug/L) with a RL of 5 ug/L.
- Sodium was detected in CCB1 (-660 ug/L), CCB2 (-390 ug/L), CCB3 (-490 ug/L), CCB4 (-400 ug/L), CCB5 (-640 ug/L), CCB6 (-420 ug/L), and CCB7 (-330 ug/L) with a RL of 1000 ug/L. No qualifications were made since the LCG doesn't specifically address negative blank values.
- Lead was detected in CCB4 (1.3 ug/L), CCB7 (1.1 ug/L), and CCB9 (1.6 ug/L) with a RL of 3 ug/L. There were no detected results; therefore no qualifications were made.

Method Blank had potassium detected at 145 ug/L with a RL of 1000ppb. There were no qualifications made since the MB values were less than ½ the MRL.

Equipment Rinse:

- FWGEQUIPRinse3-0503-GW: Manganese was detected at 0.34 ug/L with a RL of 10 ug/L. Potassium was detected at 150 ug/L with a RL of 1000 ug/L. The contamination was less than ½ MRL; therefore no qualifications were made.
- FWGEQUIPRinse4-0504-GW: Potassium was detected at 146 ug/L with a RL of 1000 ug/L. The contamination was less than ½ MRL; therefore no qualifications were made.

Data Verification Summary

Site: Ravenna Army Ammunition Plant
Sampling Event: July 2007
STL Sample Delivery Group: A7G120309 **Date:** September 14, 2007
COC#: 117212, 117209, 117210 **Revision:** 0

The lab duplicate RPD was above control limits for nickel. All associated detected results were qualified estimated "J".

Potassium serial dilution %D was greater than 10%. All associated results were qualified estimated "J".

Data Verification Summary

Site: Ravenna Army Ammunition Plant
Sampling Event: July 2007
STL Sample Delivery Group: A7G120309
COC#: 117212, 117209, 117210

Date: September 14, 2007
Revision: 0

Metals – 6020

The following QC criteria were reviewed with acceptable results:

- Holding times, preservation, sample handling
- Internal standard and tune criteria
- Initial Calibration criteria
- ICV and CCV criteria
- MDL Level Verification criteria
- Interference Check Sample (ICSAB) criteria
- LCS/LCSD percent recoveries and RPD value criteria
- MS/MSD percent recoveries criteria
- Post Digestion Spike criteria
- Serial Dilution criteria

Aluminum closing (157.6%) MRL and Iron closing (133.3%) MRL recovered above control limits. Aluminum was detected in FWGBKGmw-016c-0468-GF, FWGBKGmw-019c-0471-GF, and FWGEQUIPRinse4-0504-GF and qualified estimated "J".

Iron closing (133.3%) MRL recovered above control limits. Iron was detected in all samples. Iron was qualified estimated "J".

Blanks:

ICB:

- Aluminum was detected at 37.9 ug/L with a RL of 50 ug/L.
- Antimony was detected at 0.18 ug/L with a RL of 2 ug/L.
- Beryllium was detected at 0.015 ug/L with a RL of 1 ug/L.
- Iron was detected at 7.4 ug/L with a RL of 20 ug/L.
- For all analytes, the contamination was less than ½ the RL. Therefore no qualifications were made.

CCB

- Aluminum was detected in CCB1 (2.8 ug/L), CCB2 (-8.8 ug/L), CCB4 (-9.8 ug/L), and CCB7 (-12 ug/L) with a RL of 50 ug/L.
- Antimony was detected in CCB1 (0.19 ug/L) and CCB3 (0.12 ug/L) with a RL of 2 ug/L.
- Iron was detected in CCB1 (6.2 ug/L) and CCB5 (3.8 ug/L) with a RL of 20 ug/L.
- Thallium was detected in CCB1 at 0.082 ug/L with a RL of 1 ug/L.
- The contamination was less than ½ the RL; therefore no qualifications were made.

Method Blank had Zinc was detected at 2.4 ug/L with a RL of 10 ppb. There were no qualifications made since the MB values were less than ½ the MRL.

Equipment Rinse:

- FWGEQUIPRinse3-0503-GW: Aluminum was detected at 25.1 ug/L with a RL of 50 ug/L. Sample FWGBKGmw-019c-0471-GF was qualified "B".
- FWGEQUIPRinse4-0504-GW: Zinc was detected at 2.7 ug/L with a RL of 10 ug/L. The contamination was less than ½ MRL; therefore no qualifications were made. Aluminum was detected at 197 ug/L with a RL of 50 ug/L. Sample FWGBKGmw-016c-0468-GF was qualified "B". Iron was detected at 336 ug/L with a RL of 20 ug/L. Samples FWGBKGmw-005c-0461-GF, FWGBKGmw-006c-0462-GF, FWGBKGmw-015c-0467-GF, FWGBKGmw-016c-0468-GF, FWGBKGmw-017c-0469-GF, and FWGBKGmw-018c-0470-GF were qualified "B".

The lab duplicate RPD was above control limits for aluminum, antimony, and zinc. All associated detected results were qualified estimated "J".

Mercury - 7470A

The following QC criteria were reviewed with acceptable results:

- Holding times, preservation, sample handling
- Initial Calibration criteria
- ICV and CCV criteria
- ICB and CCBs were free from contamination
- The method blank was free from contamination
- Equipment Rinse was free from contamination
- MDL and MRL Verification criteria
- LCS/LCSD percent recoveries and RPD value criteria
- MS/MSD percent recoveries and RPD values criteria

There were QC outliers noted.

Nitrocellulose - 353.2

The following QC criteria were reviewed with acceptable results:

- Holding times, preservation
- Sample preparation criteria
- Initial Calibration criteria
- ICV and CCV criteria
- The method blank was free from contamination
- Equipment Rinse was free from contamination
- MRL Level Verification criteria
- ICB and CCBs were free from contamination
- LCS/LCSD percent recoveries and RPD value criteria
- Nitrocellulose assay criteria

Data Verification Summary

Site: Ravenna Army Ammunition Plant
Sampling Event: July 2007
STL Sample Delivery Group: A7G120309
COC#: 117212, 117209, 117210

Date: September 14, 2007
Revision: 0

10 Coolers were received between 3.6 and 8.2°C. Cooler L026, containing samples FWGBKGmw-019c-0471-GW and FWGBKGmw-019c-0471-GF, was received at 8.2°C. The samples were collected at 1830 on 7/11/07. The results for FWGBKGmw-019c-0471-GW were qualified estimated "J" for detected results and "UJ" for non-detected results.

Cyanide- 9012

The following QC criteria were reviewed with acceptable results:

- Holding times, preservation
- Initial Calibration criteria
- ICV and CCV criteria
- MDL and MRL Verification Check criteria
- Method Blank was free from contamination
- Equipment Rinse was free from contamination
- LCS/LCSD percent recoveries and RPD value criteria
- MS/MSD percent recoveries criteria

10 Coolers were received between 3.6 and 8.2°C. Cooler L026, containing samples FWGBKGmw-019c-0471-GW and FWGBKGmw-019c-0471-GF, was received at 8.2°C. The samples were collected at 1830 on 7/11/07. The results for FWGBKGmw-019c-0471-GW were qualified estimated "J" for detected results and "UJ" for non-detected results.

Sample FWGBKGmw-017c-0469-GW was the parent MS/MSD sample. The MS/MSD RPD was above control limits. No qualifications were made per LCG Attachment A "Data Validation Guidelines", section 10.8.

Data Validator:
Date: Heather Malley 9/17/07

Senior Data Validator:
Date: Kayla Thaxton 9-16-7

Ravenna, OH Data Review Checklist

Project Number: 030240.0006.05
Sample Event: July 2007
Data Reviewer/Date: Heather Medley/September 13, 2007

SDG: A7G120309 R0
Analysis: SW846 8260B

Review Questions:	Yes	No	N/A	Comments	Qual/Criteria
1. Did Chain-of-Custody information agree with laboratory report?	✓			COC#: 117212, 117209, 117210;	
2. Were samples preserved properly and received in good condition?		✓		10 Coolers were received between 3.6 and 8.2°C. Cooler L026, containing samples FWGBKGmw-019c-0471-GW and FWGBKGmw-019c-0471-GF, was received at 8.2°C. The samples were collected at 1830 on 7/11/07. The results for FWGBKGmw-019c-0471-GW were qualified estimated "J" for detected results and "UJ" for non-detected results.	QAPP Table 4-2, NELAC
3. Were holding times met?	✓			Samples collected 7/11/07 and 7/12/07 and analyzed on 7/23/07.	QAPP Table 4-2 J/UJ/R
4. Were sample storage requirements met?	✓				QAPP Table 4-2
5. Were QAPP specified PQLs achieved?	✓				QAPP Table 3.3
6. Were all QAPP-specified target analytes reported?	✓				QAPP Table 3-3
7. Was the GC/MS system tuned with bromofluorobenzene (BFB)?	✓				LCG Table 1
8. Was the criteria met during each 12 hour shift (prior to ICAL and Cal Ver.)?	✓			5/23/07 @ 1422, 7/23/07 @ 0849	SW846 8260B 7.3.1
9. Did the initial calibration curve consist of 5 concentration levels?	✓			5/23/07 Instrument A3UX10 stds – 5, 10, 25, 50, 100, 200 ng on column	LCG Table 1 R
10. Did the Calibration Check Compounds (CCCs) (see Table 1 below) relative standard deviations (%RSD) ≤ 30%?	✓				LCG Table 1 R
11. Were the minimum response factors (RFs) for the System Performance Check Compounds (SPCCs) (see Table 2 below) met?	✓				LCG Table 1
12. Were all other target analytes ≤ 15% RSD? OR Was the average RSD ≤ 15%? Was a different calibration option used?	✓			Acetone ~~Chloride~~ used a linear curve. 9.10.7	LCG Table 1 15% <RSD< 20% = J/UJ
13. If a linear regression curve was used, was the correlation coefficient r≥0.99?	✓			The correlation coefficient was ≥0.99. No qualifications were made since the correlation coefficients were acceptable.	LCG Table 1 R<0.99=-J/R
14. Was a MDL Level Verification performed once per quarter with all target analytes detected?	✓			8/25/07 @ 0317	LCG Table 1 R

Ravenna, OH Data Review Checklist

Project Number: 030240.0006.05
Sample Event: July 2007
Data Reviewer/Date: Heather Medley/September 13, 2007

SDG: A7G120309 R0
Analysis: SW846 8260B

Review Questions:	Yes	No	N/A	Comments	Qual/Criteria
15. Was a MRL Level Verification run at the beginning and end of every daily sequence or every 12 hours?	✓			7/23/07 @ 1024 and 1929	LCG Table 1
16. Were the QC/MRL recoveries 70-130%?		✓		Opening MRL: Chloromethane %R = 139% and Methylene Chloride %R = 518.6%. The closing MRL had Chloromethane %R = 142.4% and Methylene Chloride %R = 536.8%. Chloromethane was detected in samples FWGBKGmw-018c-0470-GW and FWGEQUIPRinse4-0504-GW; the results were qualified estimated "J". Methylene Chloride was detected in samples FWGTripTeam2, FWGTrip-Team1, and FWGTrip-Team3. The results were qualified estimated "J".	LCG Table 1 >130%=J; 70-60%=J/UJ; <60%=J/R
17. Was a second source verification (ICV) analyzed after the ICAL? Were results 80-120%?	✓			5/23/07 @ 1659;	LCG Table 1 >120%=J; 60-80%=J/UJ; <60%=J/R
18. Was a CCV run every 12 hours?	✓			7/23/07 @ 0939	LCG Table 1
19. Did the CCCs have a %Difference < 20%?	✓				LCG Table 1
20. Were the minimum RFs for the SPCCs within limits?	✓			Chloromethane %D = 25.9% (pos); RF was acceptable.	LCG Table 1
21. Was the average of all target analytes ≤ 20%D with a maximum D for each target analyte ≤30%?		✓		Acetone %D = 32.7% (neg), Methylene chloride %D = 31.9% (pos); The average %D was 8.3%. No qualifications were made for Chloromethane since the average %D was less than 20% and %D was less than 30%. Methylene chloride was detected in samples FWGTripTeam2, FWGTrip-Team1, and FWGTrip-Team3. The results were qualified estimated "J". Acetone was qualified estimated "J" for detected results and "R" for non-detected results because the %D was greater than 30% with a negative bias.	LCG Table 1 Avg D>20% and D>30% =R; Avg %D<20% and D>30% =J D>30% (neg) = J/R D>30% (pos) = J

Ravenna, OH Data Review Checklist

Project Number: 030240.0006.05
Sample Event: July 2007
Data Reviewer/Date: Heather Medley/September 13, 2007

SDG: A7G120309 R0
Analysis: SW846 8260B

Review Questions:	Yes	No	N/A	Comments	Qual/Criteria
15. Was a MRL Level Verification run at the beginning and end of every daily sequence or every 12 hours?	✓			7/23/07 @ 1024 and 1929	LCG Table 1
16. Were the QC/MRL recoveries 70-130%?		✓		Opening MRL: Chloromethane %R = 139% and Methylene Chloride %R = 518.6%. The closing MRL had Chloromethane %R = 142.4% and Methylene Chloride %R = 536.8%. Chloromethane was detected in samples FWGBKGmw-018c-0470-GW and FWGEQUIPRinse4-0504-GW; the results were qualified estimated "J". Methylene Chloride was detected in samples FWGTripTeam2, FWGTrip-Team1, and FWGTrip-Team3. The results were qualified estimated "J".	LCG Table 1 >130%=J; 70-60%=J/UJ; <60%=J/R
17. Was a second source verification (ICV) analyzed after the ICAL? Were results 80-120%?	✓			5/23/07 @ 1659;	LCG Table 1 >120%=J; 60-80%=J/UJ; <60%=J/R
18. Was a CCV run every 12 hours?	✓			7/23/07 @ 0939	LCG Table 1
19. Did the CCCs have a %Difference < 20%?	✓				LCG Table 1
20. Were the minimum RFs for the SPCCs within limits?	✓			Chloromethane %D = 25.9% (pos); RF was acceptable.	LCG Table 1
21. Was the average of all target analytes ≤ 20%D with a maximum D for each target analyte ≤30%?		✓		Acetone %D = 32.7% (neg), Methylene chloride %D = 31.9% (pos); The average %D was 8.3%. No qualifications were made for Chloromethane since the average %D was less than 20% and %D was less than 30%. Methylene chloride was detected in samples FWGTripTeam2, FWGTrip-Team1, and FWGTrip-Team3. The results were qualified estimated "J". Acetone was qualified estimated "J" for detected results and "R" for non-detected results because the %D was greater than 30% with a negative bias.	LCG Table 1 Avg D>20% and D>30% =R; Avg %D<20% and D>30% =J D>30% (neg) = J/R D>30% (pos) = J

Ravenna, OH Data Review Checklist

Project Number: 030240.0006.05
Sample Event: July 2007
Data Reviewer/Date: Heather Medley/September 13, 2007

SDG: A7G120309 R0
Analysis: SW846 8260B

Review Questions:	Yes	No	N/A	Comments	Qual/Criteria
1. Did Chain-of-Custody information agree with laboratory report?	✓			COC#: 117212, 117209, 117210;	
2. Were samples preserved properly and received in good condition?		✓		10 Coolers were received between 3.6 and 8.2°C. Cooler L026, containing samples FWGBKGmw-019c-0471-GW and FWGBKGmw-019c-0471-GF, was received at 8.2°C. The samples were collected at 1830 on 7/11/07. The results for FWGBKGmw-019c-0471-GW were qualified estimated "J" for detected results and "UJ" for non-detected results.	QAPP Table 4-2, NELAC
3. Were holding times met?	✓			Samples collected 7/11/07 and 7/12/07 and analyzed on 7/23/07.	QAPP Table 4-2 J/UJ/R
4. Were sample storage requirements met?	✓				QAPP Table 4-2
5. Were QAPP specified PQLs achieved?	✓				QAPP Table 3.3
6. Were all QAPP-specified target analytes reported?	✓				QAPP Table 3-3
7. Was the GC/MS system tuned with bromofluorobenzene (BFB)?	✓				LCG Table 1
8. Was the criteria met during each 12 hour shift (prior to ICAL and Cal Ver.)?	✓			5/23/07 @ 1422, 7/23/07 @ 0849	SW846 8260B 7.3.1
9. Did the initial calibration curve consist of 5 concentration levels?	✓			5/23/07 Instrument A3UX10 stds – 5, 10, 25, 50, 100, 200 ng on column	LCG Table 1 R
10. Did the Calibration Check Compounds (CCCs) (see Table 1 below) relative standard deviations (%RSD) ≤ 30%?	✓				LCG Table 1 R
11. Were the minimum response factors (RFs) for the System Performance Check Compounds (SPCCs) (see Table 2 below) met?	✓				LCG Table 1
12. Were all other target analytes ≤ 15% RSD? OR Was the average RSD ≤ 15%? Was a different calibration option used?	✓			Acetone ~~Chloride~~ used a linear curve. 9.10.7	LCG Table 1 15% <RSD< 20% = J/UJ
13. If a linear regression curve was used, was the correlation coefficient r≥0.99?	✓			The correlation coefficient was ≥0.99. No qualifications were made since the correlation coefficients were acceptable.	LCG Table 1 R<0.99=-J/R
14. Was a MDL Level Verification performed once per quarter with all target analytes detected?	✓			8/25/07 @ 0317	LCG Table 1 R

Ravenna, OH Data Review Checklist

Project Number: 030240.0006.05
Sample Event: July 2007
Data Reviewer/Date: Heather Medley/September 13, 2007

SDG: A7G120309 R0
Analysis: SW846 8260B

Review Questions:	Yes	No	N/A	Comments	Qual/Criteria
1. Did Chain-of-Custody information agree with laboratory report?	✓			COC#: 117212, 117209, 117210;	
2. Were samples preserved properly and received in good condition?		✓		10 Coolers were received between 3.6 and 8.2°C. Cooler L026, containing samples FWGBKGmw-019c-0471-GW and FWGBKGmw-019c-0471-GF, was received at 8.2°C. The samples were collected at 1830 on 7/11/07. The results for FWGBKGmw-019c-0471-GW were qualified estimated "J" for detected results and "UJ" for non-detected results.	QAPP Table 4-2, NELAC
3. Were holding times met?	✓			Samples collected 7/11/07 and 7/12/07 and analyzed on 7/23/07.	QAPP Table 4-2 J/UJ/R
4. Were sample storage requirements met?	✓				QAPP Table 4-2
5. Were QAPP specified PQLs achieved?	✓				QAPP Table 3.3
6. Were all QAPP-specified target analytes reported?	✓				QAPP Table 3-3
7. Was the GC/MS system tuned with bromofluorobenzene (BFB)?	✓				LCG Table 1
8. Was the criteria met during each 12 hour shift (prior to ICAL and Cal Ver.)?	✓			5/23/07 @ 1422, 7/23/07 @ 0849	SW846 8260B 7.3.1
9. Did the initial calibration curve consist of 5 concentration levels?	✓			5/23/07 Instrument A3UX10 stds – 5, 10, 25, 50, 100, 200 ng on column	LCG Table 1 R
10. Did the Calibration Check Compounds (CCCs) (see Table 1 below) relative standard deviations (%RSD) ≤ 30%?	✓				LCG Table 1 R
11. Were the minimum response factors (RFs) for the System Performance Check Compounds (SPCCs) (see Table 2 below) met?	✓				LCG Table 1
12. Were all other target analytes ≤ 15% RSD? OR Was the average RSD ≤ 15%? Was a different calibration option used?	✓			Acetone ~~Chloride~~ used a linear curve. 9.10.7	LCG Table 1 15% <RSD< 20% = J/UJ
13. If a linear regression curve was used, was the correlation coefficient r≥0.99?	✓			The correlation coefficient was ≥0.99. No qualifications were made since the correlation coefficients were acceptable.	LCG Table 1 R<0.99=-J/R
14. Was a MDL Level Verification performed once per quarter with all target analytes detected?	✓			8/25/07 @ 0317	LCG Table 1 R

Ravenna, OH Data Review Checklist

Project Number: 030240.0006.05
Sample Event: July 2007
Data Reviewer/Date: Heather Medley/September 13, 2007

SDG: A7G120309 R0
Analysis: SW846 8260B

Review Questions:	Yes	No	N/A	Comments	Qual/Criteria
15. Was a MRL Level Verification run at the beginning and end of every daily sequence or every 12 hours?	✓			7/23/07 @ 1024 and 1929	LCG Table 1
16. Were the QC/MRL recoveries 70-130%?		✓		Opening MRL: Chloromethane %R = 139% and Methylene Chloride %R = 518.6%. The closing MRL had Chloromethane %R = 142.4% and Methylene Chloride %R = 536.8%. Chloromethane was detected in samples FWGBKGmw-018c-0470-GW and FWGEQUIPRinse4-0504-GW; the results were qualified estimated "J". Methylene Chloride was detected in samples FWGTripTeam2, FWGTrip-Team1, and FWGTrip-Team3. The results were qualified estimated "J".	LCG Table 1 >130%=J; 70-60%=J/UJ; <60%=J/R
17. Was a second source verification (ICV) analyzed after the ICAL? Were results 80-120%?	✓			5/23/07 @ 1659;	LCG Table 1 >120%=J; 60-80%=J/UJ; <60%=J/R
18. Was a CCV run every 12 hours?	✓			7/23/07 @ 0939	LCG Table 1
19. Did the CCCs have a %Difference < 20%?	✓				LCG Table 1
20. Were the minimum RFs for the SPCCs within limits?	✓			Chloromethane %D = 25.9% (pos); RF was acceptable.	LCG Table 1
21. Was the average of all target analytes ≤ 20%D with a maximum D for each target analyte ≤30%?		✓		Acetone %D = 32.7% (neg), Methylene chloride %D = 31.9% (pos); The average %D was 8.3%. No qualifications were made for Chloromethane since the average %D was less than 20% and %D was less than 30%. Methylene chloride was detected in samples FWGTripTeam2, FWGTrip-Team1, and FWGTrip-Team3. The results were qualified estimated "J". Acetone was qualified estimated "J" for detected results and "R" for non-detected results because the %D was greater than 30% with a negative bias.	LCG Table 1 Avg D>20% and D>30% =R; Avg %D<20% and D>30% =J D>30% (neg) = J/R D>30% (pos) = J

Ravenna, OH Data Review Checklist

Project Number: 030240.0006.05
Sample Event: July 2007
Data Reviewer/Date: Heather Medley/September 13, 2007

SDG: A7G120309 R0
Analysis: SW846 8260B

Review Questions:	Yes	No	N/A	Comments	Qual/Criteria
1. Did Chain-of-Custody information agree with laboratory report?	✓			COC#: 117212, 117209, 117210;	
2. Were samples preserved properly and received in good condition?		✓		10 Coolers were received between 3.6 and 8.2°C. Cooler L026, containing samples FWGBKGmw-019c-0471-GW and FWGBKGmw-019c-0471-GF, was received at 8.2°C. The samples were collected at 1830 on 7/11/07. The results for FWGBKGmw-019c-0471-GW were qualified estimated "J" for detected results and "UJ" for non-detected results.	QAPP Table 4-2, NELAC
3. Were holding times met?	✓			Samples collected 7/11/07 and 7/12/07 and analyzed on 7/23/07.	QAPP Table 4-2 J/UJ/R
4. Were sample storage requirements met?	✓				QAPP Table 4-2
5. Were QAPP specified PQLs achieved?	✓				QAPP Table 3.3
6. Were all QAPP-specified target analytes reported?	✓				QAPP Table 3-3
7. Was the GC/MS system tuned with bromofluorobenzene (BFB)?	✓				LCG Table 1
8. Was the criteria met during each 12 hour shift (prior to ICAL and Cal Ver.)?	✓			5/23/07 @ 1422, 7/23/07 @ 0849	SW846 8260B 7.3.1
9. Did the initial calibration curve consist of 5 concentration levels?	✓			5/23/07 Instrument A3UX10 stds – 5, 10, 25, 50, 100, 200 ng on column	LCG Table 1 R
10. Did the Calibration Check Compounds (CCCs) (see Table 1 below) relative standard deviations (%RSD) ≤ 30%?	✓				LCG Table 1 R
11. Were the minimum response factors (RFs) for the System Performance Check Compounds (SPCCs) (see Table 2 below) met?	✓				LCG Table 1
12. Were all other target analytes ≤ 15% RSD? OR Was the average RSD ≤ 15%? Was a different calibration option used?	✓			Acetone ~~Chloride~~ used a linear curve. 9.10.7	LCG Table 1 15% <RSD< 20% = J/UJ
13. If a linear regression curve was used, was the correlation coefficient r≥0.99?	✓			The correlation coefficient was ≥0.99. No qualifications were made since the correlation coefficients were acceptable.	LCG Table 1 R<0.99=-J/R
14. Was a MDL Level Verification performed once per quarter with all target analytes detected?	✓			8/25/07 @ 0317	LCG Table 1 R

Ravenna, OH Data Review Checklist

Project Number: 030240.0006.05
Sample Event: July 2007
Data Reviewer/Date: Heather Medley/September 13, 2007

SDG: A7G120309 R0
Analysis: SW846 8260B

Review Questions:	Yes	No	N/A	Comments	Qual/Criteria
1. Did Chain-of-Custody information agree with laboratory report?	✓			COC#: 117212, 117209, 117210;	
2. Were samples preserved properly and received in good condition?		✓		10 Coolers were received between 3.6 and 8.2°C. Cooler L026, containing samples FWGBKGmw-019c-0471-GW and FWGBKGmw-019c-0471-GF, was received at 8.2°C. The samples were collected at 1830 on 7/11/07. The results for FWGBKGmw-019c-0471-GW were qualified estimated "J" for detected results and "UJ" for non-detected results.	QAPP Table 4-2, NELAC
3. Were holding times met?	✓			Samples collected 7/11/07 and 7/12/07 and analyzed on 7/23/07.	QAPP Table 4-2 J/UJ/R
4. Were sample storage requirements met?	✓				QAPP Table 4-2
5. Were QAPP specified PQLs achieved?	✓				QAPP Table 3.3
6. Were all QAPP-specified target analytes reported?	✓				QAPP Table 3-3
7. Was the GC/MS system tuned with bromofluorobenzene (BFB)?	✓				LCG Table 1
8. Was the criteria met during each 12 hour shift (prior to ICAL and Cal Ver.)?	✓			5/23/07 @ 1422, 7/23/07 @ 0849	SW846 8260B 7.3.1
9. Did the initial calibration curve consist of 5 concentration levels?	✓			5/23/07 Instrument A3UX10 stds – 5, 10, 25, 50, 100, 200 ng on column	LCG Table 1 R
10. Did the Calibration Check Compounds (CCCs) (see Table 1 below) relative standard deviations (%RSD) ≤ 30%?	✓				LCG Table 1 R
11. Were the minimum response factors (RFs) for the System Performance Check Compounds (SPCCs) (see Table 2 below) met?	✓				LCG Table 1
12. Were all other target analytes ≤ 15% RSD? OR Was the average RSD ≤ 15%? Was a different calibration option used?	✓			Acetone ~~Chloride~~ used a linear curve. 9.10.7	LCG Table 1 15% <RSD< 20% = J/UJ
13. If a linear regression curve was used, was the correlation coefficient r≥0.99?	✓			The correlation coefficient was ≥0.99. No qualifications were made since the correlation coefficients were acceptable.	LCG Table 1 R<0.99=-J/R
14. Was a MDL Level Verification performed once per quarter with all target analytes detected?	✓			8/25/07 @ 0317	LCG Table 1 R

Ravenna, OH Data Review Checklist

Project Number: 030240.0006.05
Sample Event: July 2007
Data Reviewer/Date: Heather Medley/September 13, 2007

SDG: A7G120309 R0
Analysis: SW846 8260B

Review Questions:	Yes	No	N/A	Comments	Qual/Criteria
15. Was a MRL Level Verification run at the beginning and end of every daily sequence or every 12 hours?	✓			7/23/07 @ 1024 and 1929	LCG Table 1
16. Were the QC/MRL recoveries 70-130%?		✓		Opening MRL: Chloromethane %R = 139% and Methylene Chloride %R = 518.6%. The closing MRL had Chloromethane %R = 142.4% and Methylene Chloride %R = 536.8%. Chloromethane was detected in samples FWGBKGmw-018c-0470-GW and FWGEQUIPRinse4-0504-GW; the results were qualified estimated "J". Methylene Chloride was detected in samples FWGTripTeam2, FWGTrip-Team1, and FWGTrip-Team3. The results were qualified estimated "J".	LCG Table 1 >130%=J; 70-60%=J/UJ; <60%=J/R
17. Was a second source verification (ICV) analyzed after the ICAL? Were results 80-120%?	✓			5/23/07 @ 1659;	LCG Table 1 >120%=J; 60-80%=J/UJ; <60%=J/R
18. Was a CCV run every 12 hours?	✓			7/23/07 @ 0939	LCG Table 1
19. Did the CCCs have a %Difference < 20%?	✓				LCG Table 1
20. Were the minimum RFs for the SPCCs within limits?	✓			Chloromethane %D = 25.9% (pos); RF was acceptable.	LCG Table 1
21. Was the average of all target analytes ≤ 20%D with a maximum D for each target analyte ≤30%?		✓		Acetone %D = 32.7% (neg), Methylene chloride %D = 31.9% (pos); The average %D was 8.3%. No qualifications were made for Chloromethane since the average %D was less than 20% and %D was less than 30%. Methylene chloride was detected in samples FWGTripTeam2, FWGTrip-Team1, and FWGTrip-Team3. The results were qualified estimated "J". Acetone was qualified estimated "J" for detected results and "R" for non-detected results because the %D was greater than 30% with a negative bias.	LCG Table 1 Avg D>20% and D>30% =R; Avg %D<20% and D>30% =J D>30% (neg) = J/R D>30% (pos) = J

Ravenna, OH Data Review Checklist

Project Number: 030240.0006.05
Sample Event: July 2007
Data Reviewer/Date: Heather Medley/September 13, 2007

SDG: A7G120309 R0
Analysis: SW846 8260B

Review Questions:	Yes	No	N/A	Comments	Qual/Criteria
15. Was a MRL Level Verification run at the beginning and end of every daily sequence or every 12 hours?	✓			7/23/07 @ 1024 and 1929	LCG Table 1
16. Were the QC/MRL recoveries 70-130%?		✓		Opening MRL: Chloromethane %R = 139% and Methylene Chloride %R = 518.6%. The closing MRL had Chloromethane %R = 142.4% and Methylene Chloride %R = 536.8%. Chloromethane was detected in samples FWGBKGmw-018c-0470-GW and FWGEQUIPRinse4-0504-GW; the results were qualified estimated "J". Methylene Chloride was detected in samples FWGTripTeam2, FWGTrip-Team1, and FWGTrip-Team3. The results were qualified estimated "J".	LCG Table 1 >130%=J; 70-60%=J/UJ; <60%=J/R
17. Was a second source verification (ICV) analyzed after the ICAL? Were results 80-120%?	✓			5/23/07 @ 1659;	LCG Table 1 >120%=J; 60-80%=J/UJ; <60%=J/R
18. Was a CCV run every 12 hours?	✓			7/23/07 @ 0939	LCG Table 1
19. Did the CCCs have a %Difference < 20%?	✓				LCG Table 1
20. Were the minimum RFs for the SPCCs within limits?	✓			Chloromethane %D = 25.9% (pos); RF was acceptable.	LCG Table 1
21. Was the average of all target analytes ≤ 20%D with a maximum D for each target analyte ≤30%?		✓		Acetone %D = 32.7% (neg), Methylene chloride %D = 31.9% (pos); The average %D was 8.3%. No qualifications were made for Chloromethane since the average %D was less than 20% and %D was less than 30%. Methylene chloride was detected in samples FWGTripTeam2, FWGTrip-Team1, and FWGTrip-Team3. The results were qualified estimated "J". Acetone was qualified estimated "J" for detected results and "R" for non-detected results because the %D was greater than 30% with a negative bias.	LCG Table 1 Avg D>20% and D>30% =R; Avg %D<20% and D>30% =J D>30% (neg) = J/R D>30% (pos) = J

Ravenna, OH Data Review Checklist

Project Number: 030240.0006.05
Sample Event: July 2007
Data Reviewer/Date: Heather Medley/September 13, 2007

SDG: A7G120309 R0
Analysis: SW846 8260B

Review Questions:	Yes	No	N/A	Comments	Qual/Criteria
22. Were the internal standards added to every sample?	✓				LCG Table 1
23. Were the retention times for all IS compounds within ±30 seconds from the RT of the mid-point standard in the ICAL?	✓				LCG Table 1 R
24. Was the EICP area between -50% and +100% of the ICAL mid-point standard?	✓				LCG Table 1 R
25. Was a method blank prepared and analyzed with each batch?	✓				LCG Table 1
26. Were target analytes detected in the method blank at >1/2 the MRL?		✓		The method blank had acetone detected at 1.1 ug/L and methylene chloride detected at 4.3 ug/L. No qualifications were made for acetone since the contamination was less then ½ the MRL. Methylene Chloride was detected in samples FWGTripTeam2, FWGTrip-Team1, and FWGTrip-Team3. The results were qualified "B".	LCG Table 1 <5/10X =B
27. Was a field blank (equipment and/or trip) collected and analyzed?	✓			FWGEQUIPRinse3-0503-GW (collected 7/11/07) was analyzed in SDG A7G120101. The results were applied to the sample collected on 7/11/07 in this SDG. FWGEQUIPRinse4-0504-GW was collected on 7/12/07.	
28. Were target analytes detected in the field blank analyses >1/2 the MRL?		✓		FWGEQUIPRinse3-0503-GW had acetone detected at 1.6 ug/L, with a RL of 10 ug/L. Toluene was detected at 0.18 ug/L, with a RL of 1.0 ug/L. No qualifications were made for acetone since the contamination was less then ½ the MRL. FWGEQUIPRinse4-0504-GW had acetone detected at 2.7 ug/L, with a RL of 10 ug/L. Chloromethane was detected at 0.31 ug/L, with a RL of 1.0 ug/L. No qualifications were made for acetone since the contamination was less then ½ the MRL. FWGTrip-Team2 detected acetone at 1.2 ug/L with a RL of 10 ug/L and methylene chloride at 0.86 ug/L with a RL of 2.0 ug/L. No qualifications were made for acetone since the contamination was less then ½ the MRL. FWGTrip-Team3 detected acetone at 1.1 ug/L with a RL of 10 ug/L and methylene chloride at 0.98 ug/L with a RL of 2.0 ug/L. No qualifications were made for acetone since the contamination was less then ½ the MRL.	<5/10X =B

Ravenna, OH Data Review Checklist

Project Number: 030240.0006.05
Sample Event: July 2007
Data Reviewer/Date: Heather Medley/September 13, 2007

SDG: A7G120309 R0
Analysis: SW846 8260B

Review Questions:	Yes	No	N/A	Comments	Qual/Criteria
22. Were the internal standards added to every sample?	✓				LCG Table 1
23. Were the retention times for all IS compounds within ±30 seconds from the RT of the mid-point standard in the ICAL?	✓				LCG Table 1 R
24. Was the EICP area between -50% and +100% of the ICAL mid-point standard?	✓				LCG Table 1 R
25. Was a method blank prepared and analyzed with each batch?	✓				LCG Table 1
26. Were target analytes detected in the method blank at >1/2 the MRL?		✓		The method blank had acetone detected at 1.1 ug/L and methylene chloride detected at 4.3 ug/L. No qualifications were made for acetone since the contamination was less then ½ the MRL. Methylene Chloride was detected in samples FWGTripTeam2, FWGTrip-Team1, and FWGTrip-Team3. The results were qualified "B".	LCG Table 1 <5/10X =B
27. Was a field blank (equipment and/or trip) collected and analyzed?	✓			FWGEQUIPRinse3-0503-GW (collected 7/11/07) was analyzed in SDG A7G120101. The results were applied to the sample collected on 7/11/07 in this SDG. FWGEQUIPRinse4-0504-GW was collected on 7/12/07.	
28. Were target analytes detected in the field blank analyses >1/2 the MRL?		✓		FWGEQUIPRinse3-0503-GW had acetone detected at 1.6 ug/L, with a RL of 10 ug/L. Toluene was detected at 0.18 ug/L, with a RL of 1.0 ug/L. No qualifications were made for acetone since the contamination was less then ½ the MRL. FWGEQUIPRinse4-0504-GW had acetone detected at 2.7 ug/L, with a RL of 10 ug/L. Chloromethane was detected at 0.31 ug/L, with a RL of 1.0 ug/L. No qualifications were made for acetone since the contamination was less then ½ the MRL. FWGTrip-Team2 detected acetone at 1.2 ug/L with a RL of 10 ug/L and methylene chloride at 0.86 ug/L with a RL of 2.0 ug/L. No qualifications were made for acetone since the contamination was less then ½ the MRL. FWGTrip-Team3 detected acetone at 1.1 ug/L with a RL of 10 ug/L and methylene chloride at 0.98 ug/L with a RL of 2.0 ug/L. No qualifications were made for acetone since the contamination was less then ½ the MRL.	<5/10X =B

Ravenna, OH Data Review Checklist

Project Number: 030240.0006.05
Sample Event: July 2007
Data Reviewer/Date: Heather Medley/September 13, 2007

SDG: A7G120309 R0
Analysis: SW846 8260B

Review Questions:	Yes	No	N/A	Comments	Qual/Criteria
22. Were the internal standards added to every sample?	✓				LCG Table 1
23. Were the retention times for all IS compounds within ±30 seconds from the RT of the mid-point standard in the ICAL?	✓				LCG Table 1 R
24. Was the EICP area between -50% and +100% of the ICAL mid-point standard?	✓				LCG Table 1 R
25. Was a method blank prepared and analyzed with each batch?	✓				LCG Table 1
26. Were target analytes detected in the method blank at >1/2 the MRL?		✓		The method blank had acetone detected at 1.1 ug/L and methylene chloride detected at 4.3 ug/L. No qualifications were made for acetone since the contamination was less then ½ the MRL. Methylene Chloride was detected in samples FWGTripTeam2, FWGTrip-Team1, and FWGTrip-Team3. The results were qualified "B".	LCG Table 1 <5/10X =B
27. Was a field blank (equipment and/or trip) collected and analyzed?	✓			FWGEQUIPRinse3-0503-GW (collected 7/11/07) was analyzed in SDG A7G120101. The results were applied to the sample collected on 7/11/07 in this SDG. FWGEQUIPRinse4-0504-GW was collected on 7/12/07.	
28. Were target analytes detected in the field blank analyses >1/2 the MRL?		✓		FWGEQUIPRinse3-0503-GW had acetone detected at 1.6 ug/L, with a RL of 10 ug/L. Toluene was detected at 0.18 ug/L, with a RL of 1.0 ug/L. No qualifications were made for acetone since the contamination was less then ½ the MRL. FWGEQUIPRinse4-0504-GW had acetone detected at 2.7 ug/L, with a RL of 10 ug/L. Chloromethane was detected at 0.31 ug/L, with a RL of 1.0 ug/L. No qualifications were made for acetone since the contamination was less then ½ the MRL. FWGTrip-Team2 detected acetone at 1.2 ug/L with a RL of 10 ug/L and methylene chloride at 0.86 ug/L with a RL of 2.0 ug/L. No qualifications were made for acetone since the contamination was less then ½ the MRL. FWGTrip-Team3 detected acetone at 1.1 ug/L with a RL of 10 ug/L and methylene chloride at 0.98 ug/L with a RL of 2.0 ug/L. No qualifications were made for acetone since the contamination was less then ½ the MRL.	<5/10X =B

Ravenna, OH Data Review Checklist

Project Number: 030240.0006.05
Sample Event: July 2007
Data Reviewer/Date: Heather Medley/September 13, 2007

SDG: A7G120309 R0
Analysis: SW846 8260B

Review Questions:	Yes	No	N/A	Comments	Qual/Criteria
				FWGTrip-Team1 detected acetone at 1.3 ug/L with a RL of 10 ug/L and methylene chloride at 0.97 ug/L with a RL of 2.0 ug/L. No qualifications were made for acetone since the contamination was less then ½ the MRL. FWGTripTeam3-071107 detected acetone at 1.5 ug/L with a RL of 10 ug/L. No qualifications were made for acetone since the contamination was less then ½ the MRL.	
29. Was a field duplicate analyzed?		✓			
30. Were the Field duplicates RPDs within ±30%?			✓		QAPP Table 3-2 RPD >30=J
31. Was a LCS prepared and analyzed with each batch?	✓			An LCSD was analyzed and reported;	LCG Table 1
32. Were the LCS recoveries within limits specified in Appendix C of the LCG?		✓		Methylene chloride recovered (128% and 125%) above the control limits (69-118%) in the LCS and LCSD. Samples FWGTripTeam2, FWGTrip-Team1, and FWGTrip-Team3. The results were qualified estimated "J".	LCG Appendix C >UL=J; 30%-LL=J/UJ; <30%=J/R
33. Was a MS/MSD prepared with each batch?	✓				LCG Table 1
34. Was the MS/MSD parent sample a Ravenna sample?	✓			Sample FWGBKGmw-017c-0469-GW was the parent.	
35. Were MS/MSD recoveries 70-130% and RPD values ≤20%?		✓		Acetone recovered below the LCG control limits (70-130) in the MS (51%) and in the MSD (52%). Acetone had ~~MRLQC recovery and~~ CCV %Ds outside control limits. All associated results were qualified estimated "J" for detected results and "UJ" for non-detected results.	LCG Table 1 Pj
36. Were surrogate recoveries 50-150%?	✓				LCG Table 1 >150%=J; 10% -50%=J/UJ; <10%=J/R
37. Were reported sample concentrations within calibration range?	✓				
38. Were laboratory-generated Quality Control Exception Reports issued? If yes, summarize contents.		✓			

Ravenna, OH Data Review Checklist

Project Number: 030240.0006.05
Sample Event: July 2007
Data Reviewer/Date: Heather Medley/September 13, 2007

SDG: A7G120309 R0
Analysis: SW846 8260B

Review Questions:	Yes	No	N/A	Comments	Qual/Criteria
39. Were lab comments included in report? If yes, summarize contents.	✓			*Comments in case narrative on the MS/MSD recoveries and LCS recoveries.*	

References:

Louisville Chemistry Guidelines (LCG), USACE June 2002 version 5; Section I "Chemical Analysis Criteria" Table 1 and Attachment A "Data Validation Guidelines:

Final Quality Assurance Project Plan (QAPP) Addendum for the Facility-Wide Groundwater Monitoring Program Ravenna Army Ammunition Plant, Ravenna, OH, Portage Environmental September 2004

NELAC Quality Systems revision 16, July 12, 2002, Chapter 5 section 5.5.8.3.1.a.1 "temperatures just above freezing up to 6C shall be acceptable". This criterion has been used in the validation of acceptable temperatures.

Additional Comments:

Table1- CCCs

Analyte
1,1-Dichloroethene
Chloroform
1,2-Dichloropropane
Toluene
Ethylbenzene
Vinyl chloride

Table 2- SPCCs

Analyte	Minimum RF
Chloromethane	0.10
1,1-Dichlorethane	0.10
Bromoform	0.10
Chlorobenzene	0.30
1,1,2,2-Tetrachloroethane	0.30

SDG: A7G120309
Date/Time Cal: 7/23/07 @ 0939

VOC Analyte	%D
Chloromethane	**25.95172**
Vinyl Chloride	11.41742
Bromomethane	4.33037
Chloroethane	0.7734
1,1-Dichloroethene	8.51298
Acetone	**32.68122**
Methylene Chloride	**31.94275**
Carbon Disulide	4.14532
trans-1,2-Dichloroethene	0.71427
1,1-Dichloroethane	17.644
cis-1,2-Dichloroethene	9.26196
1,2-Dichloroethene total	4.87486
2-Butanone	18.55578
Bromochloromethane	2.37635
Chloroform	6.7415
1,1,1-Trichloroethane	13.40723
Carbon Tetrachloride	0.14385
Benzene	6.90702
1,2-Dichloroethane	2.64266
Trichloroethene	4.71871
1,2-Dichloropropane	5.85863
Bromodichloromethane	6.36121
cis-1,3-Dichloropropene	3.97371
4-Methyl-2-pentanone	11.57649
Toluene	12.48221
trans-1,3-Dichloropropene	11.8142
1,1,2-Trichloroethane	1.69451
Tetrachloroethene	1.39546
2-Hexanone	6.56307
Dibromochloromethane	2.00327
Ethylene Dibromide	2.49891
Chlorobenzene	3.9825
Ethylbenzene	5.00062
m,p- Xylenes	6.41338
o- Xylenes	9.87615
Total Xylenes	7.54182
Styrene	5.90787
Bromoform	3.72602
1,1,2,2-Tetrachloroethane	8.65334
AVG %D	8.335045

Ravenna, OH Data Review Checklist

Project Number: 030240.0006.05
Sample Event: July 2007
Data Reviewer/Date: Heather Medley/September 13, 2007

SDG: A7G120309 R0
Analysis: SW846 8270C (including PAH's)

Review Questions:	Yes	No	N/A	Comments	Qual/Criteria
1. Did Chain-of-Custody information agree with laboratory report?	✓			COC#: 117212, 117209, 117210;	
2. Were samples preserved properly and received in good condition?		✓		10 Coolers were received between 3.6 and 8.2°C. Cooler L026, containing samples FWGBKGmw-019c-0471-GW and FWGBKGmw-019c-0471-GF, was received at 8.2°C. The samples were collected at 1830 on 7/11/07. The results for FWGBKGmw-019c-0471-GW were qualified estimated "J" for detected results and "UJ" for non-detected results.	QAPP Table 4-2
3. Were samples extracted using the correct preparation, clean-up methods?	✓				QAPP Table 4-2
4. Were samples extracted within required holding times (7 days - water)?	✓			Samples collected 7/11/07 and 7/12/07; extracted on 7/13/07	QAPP Table 4-2 J/UJ/R
5. Were samples analyzed within required holding times (40 days after extraction)?	✓			Samples analyzed on 7/30/07 and 7/31/07.	QAPP Table 4-2 J/UJ/R
6. Were sample storage requirements met?	✓				QAPP Table 4-2
7. Were QAPP specified PQLs achieved?	✓				QAPP Table 3-4 and 3-6
8. Were all QAPP-specified target analytes reported?	✓				QAPP Table 3-4 and 3-6
9. Was the GC/MS system tuned with decafluorotriphenylphosphine (DFTPP)?	✓				LCG Table 2
10. Were the criteria met during each 12 hour shift?	✓			7/23/07 @ 1432, 7/24/07 @ 0906, 7/30/07 @ 0902, 7/31/07 @ 1016	LCG Table 2
11. Did the initial calibration curve consist of 5 concentration levels, with the low standard near but above the MDL?	✓			Instrument A4HP7, ICAL 7/23/07 stds = 0.05, 0.25, 0.50, 1.0, 2.5, 5.0, 7.5, 10.0, 12.5 ng on column	LCG Table 2 R
12. Did the Calibration Check Compounds (CCCs) (see Table 1 below) relative standard deviation (%RSD) ≤ 30%?	✓			Pentachlorophenol used a quadratic curve	LCG Table 2 R
13. Were the minimum response factors (RFs) for the System Performance Check Compounds (SPCCs) (see Table 2 below) met?	✓			A4HP7: 2,4-Dinitrophenol and 4-Nitrophenol used quadratic curves.	LCG Table 2 R
14. Was each target analyte <15 % RSD, or was the average RSD <15%?	✓			2-Nitrophenol, Benzoic acid, Hexachlorocyclopentadiene, Acenaphthene, Fluorene, 4-Nitroaniline, and 4,6-Dinitro-2-methylphenol used quadratic curves.	LCG Table 2 15% <RSD< 30% = J/UJ

Ravenna, OH Data Review Checklist

Project Number: 030240.0006.05
Sample Event: July 2007
Data Reviewer/Date: Heather Medley/September 13, 2007

SDG: A7G120309 R0
Analysis: SW846 8270C (including PAH's)

Review Questions:	Yes	No	N/A	Comments	Qual/Criteria
15. If a different calibration option was used, was the correlation coefficient (r^2) or coefficient of determination (COD) (r) ≥0.99?	✓			All r^2's were greater than 0.99. No qualifications made since the coefficient of determinations were within criteria.	LCG Table 2 r<0.99=-J/R
16. Was a MDL Level Verification performed once per quarter with all target analytes detected?	✓			8/15/07 @ 1754	LCG Table 2 R
17. Was a MRL Level Verification run at the beginning and end of the sequence or every 12 hours?	✓			7/24/07 @ 1133 and 2025; 7/30/07 @ 0940 and 1717; 7/31/ 07 @ 1054 and 1404	LCG Table 2
18. Were the QC/MRL recoveries 70-130%?		✓		7/31/07 @ 1404 had benzoic acid recover at 54.6%, 2,4-Dinitrophenol recover at 67%, and pentachlorophenol recover at 67.9%. No qualifications were made since only the MS results were reported from 7/31/07.	LCG Table 2 >130%=J; 50-70%=J/UJ; <50%=J/R
19. Was a second source (ICV) verification analyzed after the ICAL? Were results 70-130%?	✓			7/23/07 @ 1814	LCG Table 2 >130%=J; 50-70%=J/UJ; <50%=J/R
20. Was a CCV analyzed every 12 hours?	✓			7/24/07 @ 0925, 7/30/07 @ 0921; 7/31/07 @ 1035	LCG Table 2
21. Was the percent difference (% D) for the CCCs ≤ 20%? (see Table 1) (% drift if regression fit model used)	✓				LCG Table 2
22. Were the minimum RFs for the SPCCs met? (see Table 2)	✓				LCG Table 2
23. Was the %Difference or %Drift ≤20% for all target analytes? OR was the average %D ≤20% with no individual analyte ≥30%D?		✓		Carbazole %D was 27.8% (neg) in the 7/31 CCV. No qualifications were made since only the MS results were reported from 7/31/07.	LCG Table 2 Avg D>20% and D>30% =R; Avg %D<20% and D>30% =J D>30% (neg) = J/R D>30% (pos) = J
24. Were the internal standards added to every sample?	✓				LCG Table 2

Ravenna, OH Data Review Checklist

Project Number: 030240.0006.05 **SDG**: A7G120309 R0
Sample Event: July 2007 **Analysis**: SW846 8270C (including PAH's)
Data Reviewer/Date: Heather Medley/September 13, 2007

Review Questions:	Yes	No	N/A	Comments	Qual/Criteria
25. Were the retention times for all IS compounds within ±30 seconds from the RT of the mid-point ICAL std?	✓				LCG Table 2 R
26. Did the areas of all IS compounds vary by no more than -50% to +100% from the ICAL EICP area?		✓		All Internal Standard (IS) areas were below control limits in the Matrix spike sample. The sample was re-analyzed and reported on 7/31/07. No qualifications were made since the sample was reported with acceptable IS areas.	LCG Table 2 R
27. Was a method blank prepared and analyzed with each batch?	✓			MB was extracted with samples but analyzed on 7/24.	LCG Table 2
28. Were all target analytes in the method blank <1/2 the MRL?	✓				LCG Table 2 <5/10x blank = B
29. Was a field blank collected and analyzed?	✓			FWGEQUIPRinse3-0503-GW (collected 7/11/07) was analyzed in SDG A7G120101. The results were applied to the sample collected on 7/11/07 in this SDG. FWGEQUIPRinse4-0504-GW was collected on 7/12/07.	
30. Were all target analytes in the field blank analysis <1/2 the MRL?	✓			FWGEQUIPRinse3-0503-GW had bis(2-ethylhexyl)phthalate detected at 2.3 ug/L with a RL of 10 ug/L. No qualifications were made for bis(2-ethylhexyl)phthalate since the contamination was less than ½ the MRL.	<5/10x blank = B
31. Was a field duplicate analyzed?		✓			
32. Were the field duplicate RPDs ≤30%?			✓		QAPP Table 3-2 RPD >30=J
33. Was an LCS prepared and analyzed with each batch?	✓			LCS was extracted with samples but analyzed on 7/24.	LCG Table 2
34. Were the LCS recoveries within limits specified in LCG Appendix C?		✓		Benzoic acid recovered at 11%, control limits 30-136%. Hexachlorocyclopentadiene recovered at 18%, control limits 30-115%. All associated Benzoic acid and Hexachlorocyclopentadiene results were qualified non-usable "R".	LCG Appendix C >UL=J; 30%-LL=J/UJ; <30%=J/R
35. Was a MS/MSD pair prepared with each batch?	✓				LCG Table 2
36. Was the MS/MSD parent sample a Ravenna sample?	✓			Sample FWGBKGmw-017c-0469-GW was the parent.	
37. Were MS/MSD recoveries 45-135% and RPD value ≤40%?		✓		2,4-Dinitrophenol recovered below the LCG control limits but within the lab control limits (14-138%) in the MS (26%) and MSD (42%). 3,3'-Dichlorobenzidine recovered below the LCG control limits but within the lab limits (19-111%) in the MS (26%) and MSD (32%). Benzoic acid recovered below the LCG control limits in the MS (0%) and MSD (160%).	LCG Table 2 Pj

Ravenna, OH Data Review Checklist

Project Number: 030240.0006.05
Sample Event: July 2007
Data Reviewer/Date: Heather Medley/September 13, 2007

SDG: A7G120309 R0
Analysis: SW846 8270C (including PAH's)

Review Questions:	Yes	No	N/A	Comments	Qual/Criteria
				Hexachlorocyclopentadiene recovered below the LCG control limits but within the lab limits (10-98%) in the MS (15%) and MSD (16%). Hexachloroethane recovered below the LCG control limits but within the lab control limits (28-94%) in the MS (40%) and MSD (39%). Pentachlorophenol recovered below the LCG control limits but within the lab limits (38-137%) in the MS (42%). 2,4-Dinitrophenol, 4-Nitrophenol, benzoic acid, and Pentachlorophenol MS/MSD RPDs were greater than the limit of 40%. Hexachlorocyclopentadiene and benzoic acid also had LCS recovery failures. All hexachlorocyclopentadiene and Hexachloroethane were qualified non-usable "R". There were no other QC outliers for 2,4-Dinitrophenol, 4-Nitrophenol, 3,3'-Dichlorobenzidine, Hexachloroethane, and pentachlorophenol; therefore no qualifications were made.	
38. Were surrogate recoveries within 50-150%?		✓		FWGBKGmw-005c-0461-GW had phenol-d5 (39%), and 2-fluorophenol (10%) recover below control limits. FWGBKGmw-017c-0469-GW had phenol-d5 (48%) and 2-fluorophenol (21%) recover below control limits. FWGBKGmw-019c-0471-GW had phenol-d5 (47%) and 2-fluorophenol (24%) recover below control limits. All associated results were qualified estimated "J" for detected results and "UJ" for non-detected results.	LCG Table 2 >150%=J; 10% -50%=J/UJ; <10%=J/R
39. Were reported sample concentrations within calibration range?	✓				
40. Were laboratory-generated Quality Control Exception Reports issued? If yes, summarize contents.		✓			
41. Were lab comments included in report? If yes, summarize contents.	✓				

References:

Louisville Chemistry Guidelines (LCG), USACE June 2002 version 5; Section I "Chemical Analysis Criteria" Table 2 and Attachment A "Data Validation Guidelines:

Final Quality Assurance Project Plan (QAPP) Addendum for the Facility-Wide Groundwater Monitoring Program Ravenna Army Ammunition Plant, Ravenna, OH, Portage Environmental September 2004

Project Number: 030240.0006.05
Sample Event: July 2007
Data Reviewer/Date: Heather Medley/September 13, 2007

SDG: A7G120309 R0
Analysis: SW846 8270C (including PAH's)

NELAC Quality Systems revision 16, July 12, 2002, Chapter 5 section 5.5.8.3.1.a.1 "temperatures just above freezing up to 6C shall be acceptable". This criterion has been used in the validation of acceptable temperatures.

Additional Comments:

Project Number: 030240.0006.05
Sample Event: July 2007
Data Reviewer/Date: Heather Medley/September 13, 2007

SDG: A7G120309 R0
Analysis: SW846 8270C (including PAH's)

Table 1: CCCs

Base / Neutral Compunds	Acid Compounds
Acenaphthalene	4-Chloro-3-methylphenol
1,4-Dichlorobenzene	2,4-Dichlorophenol
Hexachlorobutadiene	2-Nitrophenol
N-Nitrosodiphehylamine	Phenol
Di-n-octylphthalate	Pentachlorophenol
Fluoroanthene	2,4,6-Trichlorophenol
Benzo(a)pyrene	

(All analytes if CCCs not included in standard)

Table 2: SPCCs

N-Nitroso-di-n-propylamine	0.050
Hexachlorocyclopentadiene	0.050
2,4-Dinitrophenol	0.050
4-Nitrophenol	0.050

Ravenna, OH Data Review Checklist

Project Number: 030240.0006.05
Sample Event: July 2007
Data Reviewer/Date: Heather Medley/ September 13, 2007

SDG: A7G120309 R0
Analysis: SW846 8081

Review Questions:	Yes	No	N/A	Comments	Qual/Criteria
1. Did Chain-of-Custody information agree with laboratory report?	✓			COC#: 117212, 117209, 117210;	
2. Were samples preserved properly and received in good condition?		✓		10 Coolers were received between 3.6 and 8.2°C. Cooler L026, containing samples FWGBKGmw-019c-0471-GW and FWGBKGmw-019c-0471-GF, was received at 8.2°C. The samples were collected at 1830 on 7/11/07. The results for FWGBKGmw-019c-0471-GW were qualified estimated "J" for detected results and "UJ" for non-detected results.	QAPP Table 4-2, NELAC
3. Were holding times met?	✓			Samples collected 7/11/07 and 7/12/07, extracted on 7/15//07, and analyzed on 7/18/07 and 7/19/07.	QAPP Table 4-2 J/UJ/R
4. Were sample storage requirements met?	✓				QAPP Table 4-2
5. Were QAPP specified PQLs achieved?	✓				QAPP Table 3-5
6. Were all QAPP-specified target analytes reported?	✓				QAPP Table 3-5
7. Was a DDT standard analyzed every 12 hours? Was the DDT %breakdown < 15%?	✓			7/17/07 @ 0704, 7/18/07 @ 2041 and 7/19/07 @ 0250	LCG Table 4 >15%=J/R
8. Was an endrin standard analyzed every 12 hours? Was endrin %breakdown <15%?	✓			7/17/07 @ 0704, 7/18/07 @ 2041 and 7/19/07 @ 0250	LCG Table 4 >15%=J/R
9. Does the initial calibration curve consist of 5 concentration levels?	✓			Instrument a2hp3; ICAL on 7/17/07; Stds = 0.005, 0.01, 0.025, 0.05, 0.1, 0.20	LCG Table 4 R
10. Were the %RSDs for each analyte ≤ 20%? OR was the average %RSD ≤ 20% with the r^2 >0.990?	✓				LCG Table 4 RSD>20% or r<0.99=J/R
11. Was a blank run prior to the initial calibration?	✓				
12. Was a MDL Level Verification performed once per quarter with all target analytes detected?	✓			7/21/07 @ 0038	LCG Table 4 R
13. Was a MRL Verification performed at the beginning and end of the sequence or every 12 hours with results 70-130%?		✓		A2hp3: 7/18 @ 2130 and 7/19/07 @ 0340 7/18 @ 2130 front column – beta- BHC %R was 130.6% and Endrin %R was 131.6%. The results were reported from the back column; therefore no qualifications were made.	LCG Table 4 >130%=J; 65-70%%=J/UJ; <65%=J/R

Ravenna, OH Data Review Checklist

Project Number: 030240.0006.05
Sample Event: July 2007
Data Reviewer/Date: Heather Medley/ September 13, 2007

SDG: A7G120309 R0
Analysis: SW846 8081

Review Questions:	Yes	No	N/A	Comments	Qual/Criteria
				7/19 @ 0340 front column – Endrin recovered at 134.8%. The results were reported from the back column; therefore no qualifications were made.	
14. Was a second source (ICV) verification analyzed after the ICAL? Were results 85-115%?	✓			7/17/07 @ 1444	LCG Table 4 >115%=J; 80-85%=J/UJ; <80%=J/R
15. Was a CCV run every 12 hours?	✓			7/18/07 @ 1315 (tox), 2105, 7/19/07 @ 0315 and 0836 (tox)	LCG Table 4
16. Was the %D for all target analytes ≤15%? OR was the average %D ≤ 15% with no individual analyte >30%?		✓		7/18 @ 1315 back column – 3 of the 5 individual peaks %D were less than 15% (neg). The average %D across all 5 peaks was 15%; No qualifications were made. 7/18 @ 2105 front column – alpha-BHC (18.9%), gamma-BHC (17.7%), beta-BHC (21.7%), delta-BHC (24.2%), Heptachlor (17.3%), Aldrin (15.5%) Heptachlor epoxide (18.2%), gamma-chlordane (17.5%), Endosulfan I (16.2%), Dieldrin (16.3%), Endrin (27.3%), and 4,4'-DDD (21.5%) recovered greater than 15% D. The average %D was 15%. No qualifications were made. 7/18 @ 2105 back column – Endrin (20%) recovered greater than 15% D. The average %D was 9.0%; no qualifications were made. 7/19 @ 0315 front column – delta-BHC (17.2%), Heptachlor (17.3%), Endrin (23.6%), and 4,4'-DDD (15.7%) recovered greater than 15% D. The average %D was 11.3%; no qualifications were made. 7/19 @ 0315 back column – Endrin (18.9%) recovered greater than 15% D. The average %D was 6.2%; no qualifications were made. 7/19 @ 0836 back column – All 5 individual peaks %D were less than 15% (neg). The average %D across all 5 peaks was 38.1%; All toxaphene results wre non-detected and qualified non-usable "R"	LCG Table 4 D>30% (neg) =J/R D>30% (pos) = J
17. Was a method blank prepared and analyzed with each batch?	✓				LCG Table 4
18. Were target analytes < ½ the MRL?	✓				LCG Table 4 <5x=B
19. Was an equipment blank collected and analyzed?	✓			FWGEQUIPRinse3-0503-GW (collected 7/11/07) was analyzed in SDG A7G120101. The results were applied to the sample collected on 7/11/07 in this SDG. FWGEQUIPRinse4-0504-GW was collected on 7/12/07.	
20. Were target analytes in the field	✓				<5x =B

Ravenna, OH Data Review Checklist

Project Number: 030240.0006.05
Sample Event: July 2007
Data Reviewer/Date: Heather Medley/ September 13, 2007

SDG: A7G120309 R0
Analysis: SW846 8081

Review Questions:	Yes	No	N/A	Comments	Qual/Criteria
blank analyses (equipment) <1/2 the MRL?					
21. Was an LCS prepared and analyzed with each batch?	✓			Only a LCS is required	LCG Table 4
22. Were the LCS recoveries within limits specified in LCG Appendix C?		✓		Endosulfan I recovered below control limits (50-160) in the LCS (44%). All results were qualified estimated "UJ".	LCG Appendix C >UL=J; 30%-LL=J/UJ; <30%=J/R
23. Was a MS/MSD pair prepared with each batch?	✓				LCG Table 4
24. Was the MS/MSD parent sample a Ravenna sample?	✓			Sample FWGBKGmw-017c-0469-GW was the parent.	
25. Were MS/MSD recoveries 40-140% and RPD ≤20%?		✓		Beta-BHC recovered above the LCG control limits in the MS (188%). 4,4'-DDE, 4,4'-DDT, beta-BHC, and Heptachlor epoxide MS/MSD RPDs were above control limits (20%). There were no other QC outliers therefore no qualifications were made.	QAPP Table 3-2 Pj
26. Were surrogate recoveries 50-150%?		✓		Sample FWGBKGmw-006c-0462-GW had DBC recover at 41%. Sample FWGBKGmw-019c-0471-GW had DBC recover at 39%. All associated results were qualified estimated "J" for detected results and "UJ" for non-detected results.	LCG Table 4 >150%=J; 10% -50%=J/UJ; <10%=J/R
27. Was a field duplicate analyzed? Were the RPDs ≤30%?			✓		QAPP Table 3-2 RPD >30=J
28. Were all positive results verified by a second column confirmation? Were the RPD's ≤ 40?	✓				LCG Table 4 >40 RPD=J
29. Were reported sample concentrations within calibration range?	✓				
30. Were laboratory-generated Quality Control Exception Reports issued? If yes, summarize contents.		✓			
31. Were lab comments included in report? If yes, summarize contents.	✓				

References:

Ravenna, OH Data Review Checklist

Project Number: 030240.0006.05
Sample Event: July 2007
Data Reviewer/Date: Heather Medley/ September 13, 2007

SDG: A7G120309 R0
Analysis: SW846 8081

Louisville Chemistry Guidelines (LCG), USACE June 2002 version 5; Section I "Chemical Analysis Criteria" Table 4 and Attachment A "Data Validation Guidelines:

Final Quality Assurance Project Plan (QAPP) Addendum for the Facility-Wide Groundwater Monitoring Program Ravenna Army Ammunition Plant, Ravenna, OH, Portage Environmental September 2004

NELAC Quality Systems revision 16, July 12, 2002, Chapter 5 section 5.5.8.3.1.a.1 "temperatures just above freezing up to 6C shall be acceptable". This criterion has been used in the validation of acceptable temperatures.

Additional Comments:

Ravenna, OH Data Review Checklist

Project Number: 030240.0006.05
Sample Event: July 2007
Data Reviewer/Date: Heather Medley/September 13, 2007

SDG: A7G120309 R0
Analysis: SW846 8082

Review Questions:	Yes	No	N/A	Comments	Qual/Criteria
1. Did Chain-of-Custody information agree with laboratory report?	✓			COC#: 117212, 117209, 117210;	
2. Were samples preserved properly and received in good condition?		✓		10 Coolers were received between 3.6 and 8.2°C. Cooler L026, containing samples FWGBKGmw-019c-0471-GW and FWGBKGmw-019c-0471-GF, was received at 8.2°C. The samples were collected at 1830 on 7/11/07. The results for FWGBKGmw-019c-0471-GW were qualified estimated "J" for detected results and "UJ" for non-detected results.	QAPP Table 4-2
3. Were holding times met?	✓			Samples collected 7/11/07 and 7/12/07, extracted on 7/15/07, and analyzed on 7/18 and 7/19//07.	QAPP Table 4-2 J/UJ/R
4. Were sample storage requirements met?	✓				QAPP Table 4-2
5. Were QAPP specified PQLs achieved?	✓				QAPP Table 3-5
6. Were all QAPP-specified target analytes reported?	✓				QAPP Table 3-5
7. Does the initial calibration curve consist of 5 concentration levels of Aroclors 1016 and 1260?	✓			Instrument a2hp11; ICAL on 6/27/07 Stds = 0.05, 0.1, 0.2, 0.5, 1.0, 2.0	LCG Table 3 R
8. Was the % RSD ≤ 20%? Were the r^2s >0.990?	✓				LCG Table 3 RSD>20% or r<0.99= J/R
9. Was a MDL Level Verification performed once per quarter? Were all target analytes detected?	✓			9/6/07 @ 1112	LCG Table 3 R
10. Was a MRL Level Verification performed at the beginning and end of the sequence or every 12 hours? Were the results 70-130%	✓			7/18/07 @ 1308 and 1642; 7/19/07 @ 1333 and 1752	LCG Table 3 >130%=J; 65-70%=J/UJ; <65%=J/R
11. Was a second source (ICV) verification performed after the ICAL? Were results 85-115%?	✓			6/27/07 @ 2347; Aroclor-1016 peak average was 5.9%. Aroclor-1260 peak average was 12.2%. There were no detected results; therefore no qualifications were made,	LCG Table 3 >115%=J; 80-85%=J/UJ; <80%=J/R
12. Were single standards of the other five Aroclors run to aid in pattern recognition and to determine a single	✓				Method 8082 Section 5.6.2

Ravenna, OH Data Review Checklist

Project Number: 030240.0006.05
Sample Event: July 2007
Data Reviewer/Date: Heather Medley/September 13, 2007

SDG: A7G120309 R0
Analysis: SW846 8082

Review Questions:	Yes	No	N/A	Comments	Qual/Criteria
point calibration factor?					
13. Was a CCV run every 12 hours?	✓			7/18/07 @ 1143 and 1627; 7/19/07 @ 1318 and 1737	LCG Table 3
14. Was the % D ≤ 15 % for each analyte or the average %D across all analytes ≤ 15% with a maximum %D for each target analyte ≤30%?		✓		7/18 @ 1642 – Aroclor 1016 average %D was 22.5% (pos). There were no detected results; therefore no qualifications were made.	LCG Table 3 D>30% (neg) =J/R D>30% (pos) =J
15. Was a method blank prepared and analyzed with each batch?	✓				LCG Table 5
16. Were target analytes <1/2 the MRL?	✓				LCG Table 5 <5x = B
17. Was an equipment blank collected and analyzed?	✓			FWGEQUIPRinse3-0503-GW (collected 7/11/07) was analyzed in SDG A7G120101. The results were applied to the sample collected on 7/11/07 in this SDG. FWGEQUIPRinse4-0504-GW was collected on 7/12/07.	
18. Were target analytes in the field blank analyses (equipment) <1/2 the MRL?	✓				<5x = B
19. Was an LCS prepared and analyzed with each batch?	✓				LCG Table 3
20. Were the LCS recoveries within limits specified in LCG Appendix C?	✓				LCG Appendix C >UL=J; LL-30%=J/UJ; <30%=J/R
21. Was a MS/MSD pair prepared with each batch?	✓				LCG Table 3
22. Was the MS/MSD parent sample a Ravenna sample?	✓			Sample FWGBKGmw-017c-0469-GW was the parent.	
23. Were MS/MSD recoveries 40-140% and RPD ≤20%?		✓		Aroclor-1260 MS/MSD RPD was above control limits. There were no detected results; therefore no qualifications were made.	QAPP Table 3-2 Pj
24. Was the surrogate spiked into all samples?	✓				
25. Were surrogate recoveries 50-150%?		✓		Surrogate DCB recovered below control limits in samples FWGBKGmw-005c-0461-GW (41%), FWGBKGmw-006c-0462-GW (36%), FWGBKGmw-017c-0469-GW (26%), and FWGBKGmw-019c-0471-GW (33%). All associated results were qualified estimated "UJ"	LCG Table 3 >150%=J; 10-50%=J/UJ; <10%=R

Ravenna, OH Data Review Checklist

Project Number: 030240.0006.05
Sample Event: July 2007
Data Reviewer/Date: Heather Medley/September 13, 2007

SDG: A7G120309 R0
Analysis: SW846 8082

Review Questions:	Yes	No	N/A	Comments	Qual/Criteria
26. Was a field duplicate analyzed? Were the RPDs <30%?			✓		QAPP Table 3-2 RPD >30=J
27. Were all positive results verified by a second dissimilar column confirmation? Was the RPD ≤ 40?	✓				LCG Table 3 RPD>40=J
28. Were reported sample concentrations within calibration range?	✓				
29. Were laboratory-generated Quality Control Exception Reports issued? If yes, summarize contents.		✓			
30. Were lab comments included in report? If yes, summarize contents.	✓				

References:

Louisville Chemistry Guidelines (LCG), USACE June 2002 version 5; Section I "Chemical Analysis Criteria" Table 3 and Attachment A "Data Validation Guidelines:

Final Quality Assurance Project Plan (QAPP) Addendum for the Facility-Wide Groundwater Monitoring Program Ravenna Army Ammunition Plant, Ravenna, OH, Portage Environmental September 2004

NELAC Quality Systems revision 16, July 12, 2002, Chapter 5 section 5.5.8.3.1.a.1 "temperatures just above freezing up to 6C shall be acceptable". This criterion has been used in the validation of acceptable temperatures.

Additional Comments:

Ravenna, OH Data Review Checklist

Project Number: 030240.0006.05
Sample Event: July 2007
Data Reviewer/Date: Heather Medley/ September 14, 2007

SDG: A7G120309 R0
Analysis: SW846 8330

Review Questions:	Yes	No	N/A	Comments	Qual/Criteria
1. Did Chain-of-Custody information agree with laboratory report?	✓			COC#: 117212, 117209, 117210;	
2. Were samples preserved properly and received in good condition?		✓		10 Coolers were received between 3.6 and 8.2°C. Cooler L026, containing samples FWGBKGmw-019c-0471-GW and FWGBKGmw-019c-0471-GF, was received at 8.2°C. The samples were collected at 1830 on 7/11/07. The results for FWGBKGmw-019c-0471-GW were qualified estimated "J" for detected results and "UJ" for non-detected results.	QAPP Table 4-2
3. Were holding times met?	✓			Samples collected 7/11/07 and 7/12/07, extracted on 7/18/07, and analyzed on 7/31/07	QAPP Table 4-2 J/UJ/R
4. Were sample storage requirements met?	✓				QAPP Table 4-2
5. Were QAPP specified PQLs achieved?	✓				QAPP Table 3-7
6. Were all QAPP-specified target analytes reported?	✓				QAPP Table 3-7
7. Was a MDL Level Verification analyzed once per quarter with all target analytes detected?	✓			LC10 – 7/31/07 @ 1722	LCG Table 5 R
8. Was a MRL Level Verification run at the beginning and end of every daily sequence or every 12 hours? Was the %D <30%?		✓		LC10- 7/30/07 @ 1637, 1730, 7/31/07 @ 0407, 0500, 1536, 1629 7/30/07 @ 1637 MRL check had RDX %D at 32%. 7/31/07 @ 1536 MRL check had RDX %D at 31%. A MDL check was performed on 7/31/07 @ 1722; There were no detected results; therefore no qualifications were made. LC9- 8/1/07 @ 1509, 1612, 8/2/07 @ 0347, 0450 4-Nitrotoluene appears to not have been spiked into MRL checks on 8/1 and 8/2 of LC9; No qualifications were made since an evaluation could not be completed.	LCG Table 5 >30%=J
9. Did the initial calibration curve consist of 5 concentration levels?	✓			LC10 - ICAL 7/26/07 LC9 – ICAL 7/12/07 (used for confirmation; different column).	LCG Table 5 R
10. Were all target analytes %RSD ≤ 20%? OR was the average RSD ≤ 20%?	✓				LCG Table 5 >20% RSD=J/R
11. If a linear regression curve was used, was the correlation coefficient $r^2 \geq 0.99$?	✓				LCG Table 5 R<0.99=-J/R
12. Was a second source verification (ICV) analyzed after the ICAL and all analytes 85-115%	✓			LC9 – 7/13/07 @ 0148 LC10 – 7/27/07 @ 1144	LCG Table 5 >115%=J 80-85%=J/UJ; <80%=J/R
13. Was a CCV run daily?	✓			LC10 - 7/30/07 @ 1544, 7/31/07 @ 0314, 1443 LC9 – 8/1/07 @ 1406, 8/2/07 @ 0244 - 4-Nitrotoluene appears to not have	LCG Table 5

Ravenna, OH Data Review Checklist

Project Number: 030240.0006.05
Sample Event: July 2007
Data Reviewer/Date: Heather Medley/ September 14, 2007

SDG: A7G120309 R0
Analysis: SW846 8330

Review Questions:	Yes	No	N/A	Comments	Qual/Criteria
				been spiked into CCVs on 8/1 and 8/2 of LC9; No qualifications were made since an evaluation could not be completed.	
14. Were all target analytes %D ≤ 15% or average %D ≤ 15% with no individual result > 30%?	✓				LCG Table 5 D>30% (neg) = J/R D>30% (pos) = J
15. Was a method blank prepared and analyzed with each batch?	✓				LCG Table 5
16. Were target analytes in the method blank <1/2 the MRL?		✓		The method blank detected 1,3,5-Trinitrobenzene at 0.039 ug/L. The contamination was less than ½ the MRL; no qualifications were made.	LCG Table 5 <5x = B
17. Was a field blank (equipment) collected and analyzed?	✓			FWGEQUIPRinse3-0503-GW (collected 7/11/07) was analyzed in SDG A7G120101. The results were applied to the sample collected on 7/11/07 in this SDG. FWGEQUIPRinse4-0504-GW was collected on 7/12/07.	
18. Were target analytes in the field blank analyses (equipment) <1/2 MRL?		✓		FWGEQUIPRinse3-0503-GW had PETN detected at 0.62 ug/L and Nitrobenzene detected at 0.16 ug/L. There were no detected results for Nitrobenzene and PETN therefore no qualifications were made. FWGEUIPRinse4-0504-GW had 2,4-Dinitrotoluene detected at 0.057 ug/L, 2,6-Dinitrotoluene detected at 0.084 ug/L, Nitrobenzene detected at 0.20 ug/L, and PETN at 0.66 ug/L. There were no detected results; therefore no qualifications were made.	<5x = B
19. Was a LCS prepared and analyzed with each batch?	✓				LCG Table 5
20. Were the LCS recoveries within limits specified in LCG Appendix C?	✓				LCG Appendix C >UL=J; <LL=J/UJ; <30%=J/R
21. Was a MS/MSD pair prepared with each batch?	✓				LCG Table 5
22. Was the MS/MSD parent sample a Ravenna sample?	✓			Sample FWGBKGmw-017c-0469-GW was the parent.	
23. Were MS/MSD recoveries 40-140% and RPD ≤20%?		✓		1,3,5-Trinitrobenzene MS/MSD RPD was above control limits. There were no other QC outliers; therefore no qualifications were made.	QAPP Table 3-2; Pj
24. Were surrogate recoveries within acceptance criteria of 50-150%?	✓				LCG Table 5 >150%=J; 10-50%=J/UJ; <10%=R

Ravenna, OH Data Review Checklist

Project Number: 030240.0006.05
Sample Event: July 2007
Data Reviewer/Date: Heather Medley/ September 14, 2007

SDG: A7G120309 R0
Analysis: SW846 8330

Review Questions:	Yes	No	N/A	Comments	Qual/Criteria
25. Were all positive results confirmed with a second column confirmation? Was the RPD% within ± 40%?		✓		FWGEQUIPRinse4-0504-GW Nitrobenzene and PETN RPDs were greater than 40% between the primary and confirmation columns. The results were qualified estimated "J".	LCG Table 5 RPD>40%=J
26. Was a field duplicate analyzed? Were the RPDs ≤30%?			✓		QAPP Table 3-2 RPD >30=J
27. Were reported sample concentrations within calibration range?	✓				
28. Were laboratory-generated Quality Control Exception Reports issued? If yes, summarize contents.		✓			
29. Were lab comments included in report? If yes, summarize contents.	✓			*Comments in case narrative on*	

References:

Louisville Chemistry Guidelines (LCG), USACE June 2002 version 5; Section I "Chemical Analysis Criteria" Table 5 and Attachment A "Data Validation Guidelines.

Final Quality Assurance Project Plan (QAPP) Addendum for the Facility-Wide Groundwater Monitoring Program Ravenna Army Ammunition Plant, Ravenna, OH, Portage Environmental September 2004

STL SOP SAC-LC-0009 Rev. 2.0- Determination of Nitroaromatic, Nitramines, and Specialty Explosives Based on Method 8330, SW-846.

Additional Comments:

Ravenna, OH Data Review Checklist

Project Number: 030240.0006.05
Sample Event: July 2007
Data Reviewer/Date: Heather Medley/September 14, 2007

SDG: A7G120309 R0
Analysis: SW846 8330 Nitroguanidine

Review Questions:	Yes	No	N/A	Comments	QUAL/Criteria
1. Did Chain-of-Custody information agree with laboratory report?	✓			COC#: 117212, 117209, 117210;	
2. Were samples preserved properly and received in good condition?	✓			10 Coolers were received between 3.6 and 8.2°C. Cooler L026, containing samples FWGBKGmw-019c-0471-GW and FWGBKGmw-019c-0471-GF, was received at 8.2°C. The samples were collected at 1830 on 7/11/07. The results for FWGBKGmw-019c-0471-GW were qualified estimated "J" for detected results and "UJ" for non-detected results.	QAPP Table 4-2
3. Were holding times met?	✓			Samples collected 7/11/07 and 7/12/07, extracted on 7/17/07, and analyzed on 7/20/07.	QAPP Table 4-2 J/UJ/R
4. Were sample storage requirements met?	✓				QAPP Table 4-2
5. Were QAPP specified PQLs achieved?	✓				QAPP Tale 3-7
6. Were all QAPP-specified target analytes reported?	✓				QAPP Table 3-7
7. Was a MDL Level Verification analyzed once per quarter with all target analytes detected?	✓			6/13/07 @ 2235	LCG Table 5 R
8. Was a MRL Level verification run at the beginning and end of every daily sequence or every 12 hours? Was the %D < 30%?	✓			7/20 @ 0821, 1208, and 1616	LCG Table 5 >30%=J
9. Does the initial calibration curve consist of 5 concentration levels? (6 stds for quadratic curves)	✓			Instrument: Varian Star 1, ICAL 6/13/07 Stds: 20, 50, 100, 200, 500, 1000	STL SOP Section 10.2, LCG R
10. Were all target analytes %RSD ≤ 20%? OR was the average RSD ≤ 20%?	✓				LCG Table 5 >20% RSD=J/R
11. If a linear regression curve was used, was the correlation coefficient r≥0.995? (0.990 for Quadratic curve)	✓				STL SOP Section 10.4, LCG R<0.99=-J/R
12. Was a second source verification (ICV) analyzed after the ICAL and all analytes 85-115%?	✓			6/13/07 @ 2255	STL SOP Section 9.9 >115%=J; 80-85%=J/UJ; <80%=J/R
13. Was a CCV run at least every 10 samples and at the end of the analytical run?	✓			7/20 @ 0800, 1147, and 1555	STL SOP Section 10.9

Ravenna, OH Data Review Checklist

Project Number: 030240.0006.05
Sample Event: July 2007
Data Reviewer/Date: Heather Medley/September 14, 2007

SDG: A7G120309 R0
Analysis: SW846 8330 Nitroguanidine

Review Questions:	Yes	No	N/A	Comments	QUAL/Criteria
14. Was the average %D (difference or drift) for all target analytes < 15%?	✓				LCG Table 5 D>30% (neg) = J/R D>30% (pos) = J
15. Was a method blank prepared and analyzed with each batch?	✓				LCG Attachment A Section 5.6
16. Were target analytes reported in the method blank <1/2 the MRL?	✓				LCG Table 5 <5x = B
17. Was a field blank collected and analyzed?	✓			FWGEQUIPRinse3-0503-GW (collected 7/11/07) was analyzed in SDG A7G120101. The results were applied to the sample collected on 7/11/07 in this SDG. FWGEQUIPRinse4-0504-GW was collected on 7/12/07.	
18. Were target analytes reported in the field blank analyses < ½ the MRL?	✓				<5x=B
19. Was a field duplicate analyzed? Were the RPDs ≤30%?			✓		QAPP Table 3-2 RPD >30=J
20. Were all positive results confirmed with a second column confirmation? Was the RPD ≤ 40%?			✓		LCG Table 5 RPD>40%=J
21. Was an LCS prepared and analyzed with each batch?	✓				STL SOP Section 9.6
22. Were the LCS recoveries within limits specified in LCG Appendix C?	✓				LCG Appendix C <UL=J; 30-LL=J/UJ; <30%=J/R
23. Was a MS/MSD pair prepared with each batch?	✓				STL SOP Section 9.7
24. Was the MS/MSD parent sample a Ravenna sample?	✓			Sample FWGBKGmw-017c-0469-GW was the parent.	
25. Were MS/MSD recoveries 40-140% and RPD ≤20%?	✓				QAPP Table 3-2 Pj
27. Were reported sample concentrations within calibration range?	✓				
28. Were laboratory-generated Quality Control Exception Reports issued? If yes, summarize contents.		✓			

Ravenna, OH Data Review Checklist

Project Number: 030240.0006.05
Sample Event: July 2007
Data Reviewer/Date: Heather Medley/September 14, 2007

SDG: A7G120309 R0
Analysis: SW846 8330 Nitroguanidine

Review Questions:	Yes	No	N/A	Comments	QUAL/Criteria
29. Were lab comments included in report? If yes, summarize contents.		✓			

References: Louisville Chemistry Guidelines (LCG), USACE June 2002 version 5; Section I "Chemical Analysis Criteria" Table 5 and Attachment A "Data Validation Guidelines.

Final Quality Assurance Project Plan (QAPP) Addendum for the Facility-Wide Groundwater Monitoring Program Ravenna Army Ammunition Plant, Ravenna, OH, Portage Environmental September 2004

STL SOP SAC-LC-0010 "Determination of Nitroguanidine Based on Method 8330, SW-846" April 2007, revision 2.0

NELAC Quality Systems revision 16, July 12, 2002, Chapter 5 section 5.5.8.3.1.a.1 "temperatures just above freezing up to 6C shall be acceptable". This criterion has been used in the validation of acceptable temperatures.

Additional Comments:

Ravenna, OH Data Review Checklist

Project Number: 030240.0006.05
Sample Event: July 2007
Data Reviewer/Date: Heather Medley/ September 14, 2007

SDG: A7G120309 Rev 0
Analysis: EPA 353.2- Nitrocellulose

Review Questions:	Yes	No	N/A	Comments	Qualifier
1. Did Chain-of-Custody information agree with laboratory report?	✓			COC#: 117212, 117209, 117210;	
2. Were samples preserved properly and received in good condition?		✓		10 Coolers were received between 3.6 and 8.2°C. Cooler L026, containing samples FWGBKGmw-019c-0471-GW and FWGBKGmw-019c-0471-GF, was received at 8.2°C. The samples were collected at 1830 on 7/11/07. The results for FWGBKGmw-019c-0471-GW were qualified estimated "J" for detected results and "UJ" for non-detected results.	QAPP Table 4-2
3. Were holding times met?	✓			Samples collected 7/11/07 and 7/12/07, extracted 7/25 and 7/30, hydrolyzed 7/26 and 7/31, and analyzed on 7/27 and 7/31/07	QAPP Table 4-2 J/UJ/R
4. Were sample storage requirements met?	✓				QAPP Table 4-2
5. Were QAPP specified RLs achieved?	✓				QAPP Table 3.7
6. Were all QAPP-specified target analytes reported?	✓				QAPP Table 3.7
7. Was Acetone used to extract the samples? Was the Acetone evaporated using Nitrogen?	✓				STL SOP Sections 11.4
8. Does the initial calibration curve consist of 5 concentration levels with the low standard near but > MDL?	✓			Instrument FS4; ICAL 7/27/07 and 7/31/07 Stds- 0, 0.05, 0.2, 0.4, 1, 2	STL SOP Section 10.2 R
9. Was the correlation coefficient >0.995?	✓				STL SOP Section 10.2
10. Was a MRL Level Verification run at the beginning and end of every daily sequence or every 12 hours? Was the %D <30%?	✓			7/27/07 @ 1040, 1108, 1120 7/31 @ 1202, 1238	LCG Table 5 >30%=J
11. Was a second source verification (ICV) analyzed after the ICAL? Were all analytes 90-110%?	✓			7/27/07 @ 1038, 7/31 @ 1200	STL SOP Section 9.8, 10.3, LCG >110%=J; 90-85%=J/UJ; <85%=J/R
12. Was the ICB analyzed after the ICV with results <1/2 the MRL?	✓				STL SOP Section 9.8, LCG < 5x = U
13. Was a CCV run every 10 samples and at the end of the analytical run?	✓			7/27/07 @ 1110, 1122, 1413 7/31 @ 1232	STL SOP Section 10.4

Ravenna, OH Data Review Checklist

Project Number: 030240.0006.05
Sample Event: July 2007
Data Reviewer/Date: Heather Medley/ September 14, 2007

SDG: A7G120309 Rev 0
Analysis: EPA 353.2- Nitrocellulose

Review Questions:	Yes	No	N/A	Comments	Qualifier
14. Was the ICV and CCV a mid-level standard from the initial calibration curve?	✓				STL SOP Section 10.3.1
15. Were all CCV calibration analytes within 90-110%?	✓				STL SOP Section 10.4, LCG >110%=J; 85-90%=J/UJ; <85%=J/R
16. Was the ICB analyzed after the ICV with results <1/2 the MRL?	✓				STL SOP Section 10.4, LCG < 5x = U
17. Was the Nitrocellulose assay available and/or analyzed to be within 10%?	✓				STL SOP Section 7.14.1 R
18. Was a method blank prepared and analyzed with each batch?	✓				
19. Were target analytes reported in the method blank <1/2 the MRL?	✓			ADR checked section;	STL SOP Section 9.4, LCG <5x=B
20. Was a field blank collected and analyzed?	✓			FWGEQUIPRinse3-0503-GW (collected 7/11/07) was analyzed in SDG A7G120101. The results were applied to the sample collected on 7/11/07 in this SDG. FWGEQUIPRinse4-0504-GW was collected on 7/12/07.	
21. Were target analytes reported in the field blank analyses <1/2 the MRL?	✓				<5x=B
22. Was a field duplicate analyzed? Were the RPDs ≤30%?			✓		QAPP Table 3-2 RPD > 30% = J
23. Was an LCS prepared and analyzed with each batch? Was the LCS recovery within lab's in-house limits% (37-155%)?	✓				>UL%=J; 50-LL%=J/UJ; <50%=J/R
24. Was a MS/MSD pair prepared with each batch?	✓				
25. Was the MS/MSD parent sample a Ravenna sample?	✓			Sample FWGBKGmw-017c-0469-GW was the parent.	
26. Were MS/MSD recoveries 40-140% and RPD ≤20?	✓				QAPP Table 3-2 Method EPA 353.2 Section 9.4.2 >UL%=J;

Ravenna, OH Data Review Checklist

Project Number: 030240.0006.05
Sample Event: July 2007
Data Reviewer/Date: Heather Medley/ September 14, 2007

SDG: A7G120309 Rev 0
Analysis: EPA 353.2- Nitrocellulose

Review Questions:	Yes	No	N/A	Comments	Qualifier
					30-LL%=J/UJ; <30%=J/R
27. Were sample concentrations within calibration range?	✓				
28. Were laboratory-generated Quality Control Exception Reports issued? If yes, summarize contents.		✓			
30. Were lab comments included in report? If yes, summarize contents.		✓			

References: *STL SOP SAC-WC-0050 "Preparation and Analysis of Nitrocellulose in Aqueous and Soil/Sediment Samples by Colorimetric Autoanalyzer", Jan 2007, rev. 2.0*

Louisville Chemistry Guidelines (LCG), USACE June 2002 version 5

Final Quality Assurance Project Plan (QAPP) Addendum for the Facility-Wide Groundwater Monitoring Program Ravenna Army Ammunition Plant, Ravenna, OH, Portage Environmental September 2004

NELAC Quality Systems revision 16, July 12, 2002, Chapter 5 section 5.5.8.3.1.a.1 "temperatures just above freezing up to 6C shall be acceptable". This criterion has been used in the validation of acceptable temperatures.

Additional Comments:

Ravenna, OH Data Review Checklist

Project Number: 030240.0006.05
Sample Event: July 2007
Data Reviewer/Date: Heather Medley/ September 14, 2007

SDG: A7G120309 R0
Analysis: SW846 9012

Review Questions:	Yes	No	N/A	Comments	QUAL/Criteria
1. Did Chain-of-Custody information agree with laboratory report?	✓			COC#: 117212, 117209, 117210;	
2. Were samples preserved properly and received in good condition?		✓		10 Coolers were received between 3.6 and 8.2°C. Cooler L026, containing samples FWGBKGmw-019c-0471-GW and FWGBKGmw-019c-0471-GF, was received at 8.2°C. The samples were collected at 1830 on 7/11/07. The results for FWGBKGmw-019c-0471-GW were qualified estimated "J" for detected results and "UJ" for non-detected results.	QAPP Table 4-2
3. Were holding times met?	✓			Samples collected 7/11/07 and 7/12/07, and analyzed on 7/17/07	QAPP Table 4-2 J/UJ/R
4. Were sample storage requirements met?	✓				QAPP Table 4-2
5. Were QAPP specified PQLs achieved?	✓				QAPP Table 3-9
6. Were all QAPP-specified target analytes reported?	✓				QAPP Table 3-9
7. Does the initial calibration curve consist of at least 6 standards and one blank?	✓			7/17/07	LCG Table 10 R
8. Was the correlation coefficient R ≥ 0.995?	✓				LCG Table 10 R<0.995=-J/R
9. Were % RSDs ≤ 10% in all standards and ICV/CCVs?	✓				LCG Table 10 RSD%>10=J
10. Were a high and low standard distilled and compared to the undistilled standard? Were the results within ± 10%?	✓				LCG Table 10 R
11. Was an MDL Level Verification performed at least once per quarter with all target analytes detected?	✓			6/12/07 and 7/17/07	LCG Table 10 R
12. Was a MRL Level Verification performed at the beginning of every daily sequence? Were results within 70-130%?	✓				LCG Table 10 >130%=J; 65-70%=J/UJ; <65%=J/R
13. Was a second source verification (ICV) analyzed after the ICAL and all analytes 85-115%?	✓				LCG Table 10 >115%=J; 80-85%=J/UJ; <80%=J/R

Ravenna, OH Data Review Checklist

Project Number: 030240.0006.05
Sample Event: July 2007
Data Reviewer/Date: Heather Medley/ September 14, 2007

SDG: A7G120309 R0
Analysis: SW846 9012

Review Questions:	Yes	No	N/A	Comments	QUAL/Criteria
14. Was the ICB analyzed after the ICV with results <1/2 the MRL?	✓				LCG Table 7 < 5x = U
15. Was a CCV run at the beginning and end of the analytical sequence?	✓				LCG Table 10
16. Were the CCV results 80-120%?	✓				LCG Table 10 >120%=J; 75-80%=J/UJ; <75%=J/R
17. Was a method blank prepared and analyzed with each batch?	✓				
18. Were target analytes detected in the method blank >1/2 the MRL?	✓				LCG Table 10 <5x=B
19. Was a field blank collected and analyzed?	✓			FWGEQUIPRinse3-0503-GW (collected 7/11/07) was analyzed in SDG A7G120101. The results were applied to the sample collected on 7/11/07 in this SDG. FWGEQUIPRinse4-0504-GW was collected on 7/12/07.	
20. Were target analytes in the field blank analyses <1/2 the MRL?	✓				<5x=B
21. Was a field duplicate analyzed? Were the RPDs ≤30%?			✓		QAPP Table 3-2 >30% = J
22. Was an LCS prepared and analyzed with each batch?	✓				LCG Table 10
23. Were the LCS recoveries 80-120%?	✓				LCG Table 10 >120%=J; 50-79%=J/UJ; <50%=R
24. Was a MS prepared once per every 10 samples?	✓				LCG Table 10
25. Was the MS parent sample a Ravenna sample?	✓			Sample FWGBKGmw-017c-0469-GW was the parent.	
26. Were MS recoveries 75-125%?		✓		The MS/MSD RPD was above control limits. No qualifications were made per LCG Attachment A "Data Validation Guidelines", section 10.8.	QAPP Table 3-2 >120%=J; 30-74%=J/UJ; <30%=J/R
27. Were reported sample concentrations within calibration range?	✓				

Ravenna, OH Data Review Checklist

Project Number: 030240.0006.05
Sample Event: July 2007
Data Reviewer/Date: Heather Medley/ September 14, 2007

SDG: A7G120309 R0
Analysis: SW846 9012

Review Questions:	Yes	No	N/A	Comments	QUAL/Criteria
28. Were laboratory-generated Quality Control Exception Reports issued? If yes, summarize contents.		✓			
29. Were lab comments included in report? If yes, summarize contents.		✓			

References: Louisville Chemistry Guidelines (LCG), USACE June 2002 version 5; Section I "Chemical Analysis Criteria" Table 10 and Attachment A "Data Validation Guidelines:

Final Quality Assurance Project Plan (QAPP) Addendum for the Facility-Wide Groundwater Monitoring Program Ravenna Army Ammunition Plant, Ravenna, OH, Portage Environmental September 2004

NELAC Quality Systems revision 16, July 12, 2002, Chapter 5 section 5.5.8.3.1.a.1 "temperatures just above freezing up to 6C shall be acceptable". This criterion has been used in the validation of acceptable temperatures.

Additional Comments:

Ravenna, OH Data Review Checklist

Project Number: 030240.0006.05
Sample Event: July 2007
Data Reviewer/Date: Heather Medley/September 14, 2007

SDG: A7G120309 R0
Analysis: SW846 6010B/6020

Review Questions:	Yes	No	N/A	Comments	Qual/Criteria
1. Did Chain-of-Custody information agree with laboratory report?	✓			COC#: 117212, 117209, 117210;	
2. Were samples preserved properly and received in good condition?	✓			10 Coolers were received between 3.6 and 8.2°C. Cooler L026, containing samples FWGBKGmw-019c-0471-GW and FWGBKGmw-019c-0471-GF, was received at 8.2°C. The samples were collected at 1830 on 7/11/07.	QAPP Table 4-2
3. Were holding times met?	✓			Samples collected 7/11/07 and 7/12/07, digested on 7/13/07, ICP analyzed on 7/13/07, and ICP-MS analyzed on 7/17/07.	QAPP Table 4-2 J/UJ/R
4. Were sample storage requirements met?	✓				QAPP Table 4-2
5. Were QAPP specified RLs achieved?	✓				QAPP Table 3-8
6. Were all QAPP-specified target analytes reported?	✓				QAPP Table 3-8
7. Did the initial calibration curve range include 3 standards and a blank?	✓				LCG Table 7 R
8. Was the ICAL performed daily?	✓				LCG Table 7 R
9. Was the correlation coefficient r≥0.995 for each analyte?	✓				LCG Table 7 R<0.995=J/R
10. Was a MDL Level Verification performed once per quarter with all target analytes detected?	✓			I5 – 6/5/07; I7 – 4/9/07	LCG Table 7 R
11. Was a MRL Level Verification performed at the beginning of the daily sequence? Were results 70-130%?		✓		**ICPMS:** 7/17/07 @ 0806 and 1257; Aluminum closing (157.6%) MRL and Iron closing (133.3%) MRL recovered above control limits. Aluminum was detected in samples FWGBKGmw-016c-0468-GF, FWGBKGmw-019c-0471-GF, and FWGEQUIPRinse4-0504-GF and qualified estimated "J". Iron was detected in all samples. Iron was qualified estimated "J". **ICP:** 7/12/07 @ 2334 and 7/13/07 @ 2246	LCG Table 7 >130%=J; 65-70%=J/UJ; <65%=J/R
12. Was the ICV (second source verification) analyzed after the ICAL?	✓				LCG Table 7
13. Were all analytes within 90-110% in the ICV?	✓				LCG Table 7 J>110%=J; 90-85%=J/UJ; <85%=J/R
14. Was the ICB analyzed after the ICV with results <1/2 the MRL?	✓			Aluminum was detected at 37.9 ug/L with a RL of 50 ug/L. Antimony was detected at 0.18 ug/L with a RL of 2 ug/L. Beryllium was detected at 0.015 ug/L with a RL of 1 ug/L. Iron was detected at 7.4 ug/L with a RL of 20 ug/L.	LCG Table 7 < 5x = U

Ravenna, OH Data Review Checklist

Project Number: 030240.0006.05
Sample Event: July 2007
Data Reviewer/Date: Heather Medley/September 14, 2007

SDG: A7G120309 R0
Analysis: SW846 6010B/6020

Review Questions:	Yes	No	N/A	Comments	Qual/Criteria
				Calcium was detected at 3.7 ug/L with a RL of 1000 ug/L. Magnesium was detected at 8.0 ug/L with a RL of 1000 ug/L. Manganese was detected at 0.1 ug/L with a RL of 10 ug/L. Potassium was detected at 151 ug/L with a RL of 1000 ug/L. Sodium was detected at –510 ug/L with a RL of 1000 ug/L. Vanadium was detected at 0.9 ug/L with a RL of 10 ug/L. For all analytes, the contamination was less than ½ the RL. Therefore no qualifications were made.	
15. Were CCVs analyzed every 10 samples and at the end of the analytical sequence?	✓				LCG Table 7
16. Were CCV results within 90 to 110%?	✓				LCG Table 7 >110%=J 90-85%=J/UJ; <85%=J/R
17. Were the CCBs run every 10 samples and at the end of the analytical sequence? Were results <1/2 the MRL?		✓		Aluminum was detected in CCB1 (2.8 ug/L), CCB2 (-8.8 ug/L), CCB4 (-9.8 ug/L), and CCB7 (-12 ug/L) with a RL of 50 ug/L. Antimony was detected in CCB1 (0.19 ug/L) and CCB3 (0.12 ug/L) with a RL of 2 ug/L. Iron was detected in CCB1 (6.2 ug/L) and CCB5 (3.8 ug/L) with a RL of 20 ug/L. Thallium was detected in CCB1 at 0.082 ug/L with a RL of 1 ug/L. Barium was detected in all CCBs between 0.3 and 0.4 ug/L with a RL of 10 ug/L. Calcium was detected in all CCBs EXCEPT CCB4 between 3.5 and 9.9 ug/L with a RL of 1000 ug/L. Chromium was detected in CCBs 7 and 8 at 0.9 ug/L with a RL of 5 ug/L. Copper was detected in CCB7 (1.2 ug/L) with a RL of 5 ug/L. Magnesium was detected in all CCBs between 3.7 and 12.4 ug/L with a RL of 1000 ug/L. Manganese was detected in all CCBs between 0.2 and 0.5 ug/L with a RL of 10 ug/L. Potassium was detected all CCBs between 147 and 159 ppb with a RL of 1000 ppb. Vanadium was detected in 8 of the 9 CCBs at between 0.5 and 0.9 ug/L with a RL of 10 ug/L. The contamination was less than ½ the RL; therefore no qualifications were made. Selenium was detected in CCB1 (-3.0 ug/L) with a RL of 5 ug/L. Sodium was detected in CCB1 (-660 ug/L), CCB2 (-390 ug/L), CCB3 (-490 ug/L), CCB4 (-400 ug/L), CCB5 (-640 ug/L), CCB6 (-420 ug/L), and CCB7 (-330 ug/L) with a RL of 1000 ug/L. No qualifications were made since the LCG doesn't specifically address negative blank values. Lead was detected in CCB4 (1.3 ug/L), CCB7 (1.1 ug/L), and CCB9 (1.6 ug/L) with a RL of 3 ug/L. There were no detected results; therefore no qualifications were made.	LCG Table 7 <5x = U

Ravenna, OH Data Review Checklist

Project Number: 030240.0006.05
Sample Event: July 2007
Data Reviewer/Date: Heather Medley/September 14, 2007

SDG: A7G120309 R0
Analysis: SW846 6010B/6020

Review Questions:	Yes	No	N/A	Comments	Qual/Criteria
18. Was an Interelement Check Standard run at the beginning of the analytical sequence?	✓				LCG Table 7
19.Was the ICS recovery within 80 to 120% of true value for each element of interest?	✓				LCG Table 7 >120%=J; 50-79%=J/UJ; <50%=Pj/R
21. Was a method blank prepared and analyzed with each batch?	✓				LCG Table 7
22. Were target analytes <1/2 the MRL in the method blank?		✓		Potassium was detected at 144 ug/L with a RL of 1000ppb. Zinc was detected at 2.4 ug/L with a RL of 10 ppb. There were no qualifications made since the MB values were less than ½ the MRL.	LCG Table 7 <5x = B
23. Was a field blank collected and analyzed?	✓			FWGEQUIPRinse3-0503-GW (collected 7/11/07) was analyzed in SDG A7G120101. The results were applied to the sample collected on 7/11/07 in this SDG. FWGEQUIPRinse4-0504-GW was collected on 7/12/07.	
24. Were target analytes reported in the field blank analyses <1/2 the MRL?		✓		**FWGEQUIPRinse3-0503-GW**: Manganese was detected at 0.34 ug/L with a RL of 10 ug/L. Potassium was detected at 150 ug/L with a RL of 1000 ug/L. The contamination was less than ½ MRL; therefore no qualifications were made. Aluminum was detected at 25.1 ug/L with a RL of 50 ug/L. Sample FWGBKGmw-019c-0471-GF was qualified "B". **FWGEQUIPRinse4-0504-GW**: Zinc was detected at 2.7 ug/L with a RL of 10 ug/L. Potassium was detected at 146 ug/L with a RL of 1000 ug/L. The contamination was less than ½ MRL; therefore no qualifications were made. Aluminum was detected at 197 ug/L with a RL of 50 ug/L. Sample FWGBKGmw-016c-0468-GF was qualified "B". Iron was detected at 336 ug/L with a RL of 20 ug/L. Samples FWGBKGmw-005c-0461-GF, FWGBKGmw-006c-0462-GF, FWGBKGmw-015c-0467-GF, FWGBKGmw-016c-0468-GF, FWGBKGmw-017c-0469-GF, and FWGBKGmw-0470-GF were qualified "B".	<5x=B
25. Was a LCS prepared and analyzed with each batch?	✓				LCG Table 7
26. Were the LCS recoveries within limits specified in LCG Appendix C?	✓				LCG Appendix C >UL=J; 60%-LL= J/UJ; <60%=J/R
27. Was a MS prepared with each batch?	✓				LCG Table 7
28. Was the MS and Lab Duplicate parent sample a Ravenna sample?	✓			Sample FWGBKGmw-017c-0469-GF was the parent.	

Ravenna, OH Data Review Checklist

Project Number: 030240.0006.05
Sample Event: July 2007
Data Reviewer/Date: Heather Medley/September 14, 2007

SDG: A7G120309 R0
Analysis: SW846 6010B/6020

Review Questions:	Yes	No	N/A	Comments	Qual/Criteria
29. Were the MS recoveries within 75-125%?	✓				LCG Table 7 >125% = J 30% - 75% = J/UJ <30% = J/R
30. Was the lab sample duplicate RPD ≤ 20%?		✓		The lab duplicate RPD was above control limits for aluminum, nickel, antimony, and zinc. All associated detected results were qualified estimated "J".	LCG Table 7 >20% = J
31. Was a Post Digestion Spike analyzed as needed? Were results within 75-125%?			✓		LCG Table 7 >125%=J; 30-75%=J/UJ; <30%=R
32. Was a serial dilution performed as needed?	✓				
33. Was the 4 fold dilution within ± 10% of the original result?		✓		Potassium serial dilution %D was greater than 10%. All associated results were qualified estimated "J".	LCG Table 7 >10%=J
34. Was a field duplicate analyzed? Were the RPDs ± 30%?			✓		QAPP Table 3-2 >30% = J
35. Were sample concentrations within calibration range?	✓				
36. Were laboratory-generated Quality Control Exception Reports issued? If yes, summarize contents.		✓			
37. Were lab comments included in report? If yes, summarize contents.	✓				

References:

Louisville Chemistry Guidelines (LCG), USACE June 2002 version 5; Section I "Chemical Analysis Criteria" Table 7 and Attachment A "Data Validation Guidelines:

Final Quality Assurance Project Plan (QAPP) Addendum for the Facility-Wide Groundwater Monitoring Program Ravenna Army Ammunition Plant, Ravenna, OH, Portage Environmental September 2004

NELAC Quality Systems revision 16, July 12, 2002, Chapter 5 section 5.5.8.3.1.a.1 "temperatures just above freezing up to 6C shall be acceptable". This criterion has been used in the validation of acceptable temperatures.

Additional Comments:

Ravenna, OH Data Review Checklist

Project Number: 030240.0006.05 **SDG**: A7G1200309 R0
Sample Event: July 2007 **Analysis**: SW846 7470A
Data Reviewer/Date: Heather Medley/ September 14, 2007

Review Questions:	Yes	No	N/A	Comments	Qual/Criteria
1. Did Chain-of-Custody information agree with laboratory report?	✓			COC#: 117212, 117209, 117210;	
2. Were samples preserved properly and received in good condition?	✓			10 Coolers were received between 3.6 and 8.2°C. Cooler L026, containing samples FWGBKGmw-019c-0471-GW and FWGBKGmw-019c-0471-GF, was received at 8.2°C. The samples were collected at 1830 on 7/11/07.	QAPP Table 4-2
3. Were holding times met?	✓			Samples collected 7/11/07 and 7/12/07, digested on 7/13/07, analyzed on 7/17/07.	QAPP Table 4-2 J/UJ/R
4. Were sample storage requirements met?	✓				QAPP Table 4-2
5. Were QAPP specified RLs achieved?	✓				QAPP Table 3.8
6. Were all QAPP-specified target analytes reported?	✓				QAPP Table 3-8
7. Did the initial calibration curve range include 5 standards and a blank?	✓				LCG Table 9 R
8. Was the correlation coefficient ≥ 0.995 for Hg?	✓				LCG Table 9 R<0.995=J/R
9. Was a MDL Level Verification performed once per quarter with all target analytes detected?	✓			*6/7/07*	LCG Table 9 R
10. Was a MRL Level Verification performed at the beginning of every daily analytical sequence with 70-130%?	✓				LCG Table 9 >130%=J; 70-65%=J/UJ; <65%=J/R
11. Was the ICV analyzed after the ICAL but before samples with recoveries between 80-120%?	✓				LCG Table 9 >120%=J; 80-75%=J/UJ; <75%=J/R
12. Was the ICB analyzed after the ICAL with results <1/2 the MRL?	✓				LCG Table 9 <5x = U
13. Were the CCVs analyzed every 10 samples and at the end of the analytical sequence?	✓				LCG Table 9
14. Were CCV results within 80 to 120%?	✓				LCG Table 9 >120%=J; 80-75%=J/UJ; <75%=J/R

Ravenna, OH Data Review Checklist

Project Number: 030240.0006.05 **SDG**: A7G1200309 R0
Sample Event: July 2007 **Analysis**: SW846 7470A
Data Reviewer/Date: Heather Medley/ September 14, 2007

Review Questions:	Yes	No	N/A	Comments	Qual/Criteria
15. Were the CCBs analyzed every 10 samples and at the end of the analytical sequence? Were results <1/2 the MRL?	✓				LCG Table 9 <5x = U
16. Was a method blank prepared and analyzed with each batch?	✓				LCG Table 9
17. Were target analytes detected in the method blank <1/2 the MRL?	✓				LCG Table 9 <5x = B
18. Was a field blank collected and analyzed?	✓			FWGEQUIPRinse3-0503-GW (collected 7/11/07) was analyzed in SDG A7G120101. The results were applied to the sample collected on 7/11/07 in this SDG. FWGEQUIPRinse4-0504-GW was collected on 7/12/07.	
19. Were target analytes reported in the field blank analyses at <1/2 the MRL?	✓				<5x=B
20. Was a LCS prepared and analyzed with each batch?	✓				LCG Table 9
21. Were the LCS recoveries within 80-120%?	✓				LCG Table 9 J>120%=J; 50-79%=J/UJ; <50%=R
22. Was a MS prepared with each batch?	✓				LCG Table 9
23. Was the MS and Lab Duplicate parent sample a Ravenna sample?	✓			Sample FWGBKGmw-017c-0469-GF was the parent.	
24. Were the MS recoveries within 80-120%?	✓				LCG Table 9 >125% = J 30% - 75% = J/UJ <30% = J/R
25. Was the Matrix Duplicate RPD ± 20%?	✓				LCG Table 9 >20% = J
26. Was a field duplicate analyzed? Were the RPDs ± 30%?			✓		QAPP Table 3-2
27. Were sample concentrations within calibration range?	✓				
28. Were laboratory-generated Quality Control Exception Reports issued? If yes, summarize contents.		✓			

Ravenna, OH Data Review Checklist

Project Number: 030240.0006.05
Sample Event: July 2007
Data Reviewer/Date: Heather Medley/ September 14, 2007

SDG: A7G1200309 R0
Analysis: SW846 7470A

Review Questions:	Yes	No	N/A	Comments	Qual/Criteria
29. Were lab comments included in report? If yes, summarize contents.		✓			

References:

Louisville Chemistry Guidelines (LCG), USACE June 2002 version 5; Section I "Chemical Analysis Criteria" Table 9 and Attachment A "Data Validation Guidelines:

Final Quality Assurance Project Plan (QAPP) Addendum for the Facility-Wide Groundwater Monitoring Program Ravenna Army Ammunition Plant, Ravenna, OH, Portage Environmental September 2004

NELAC Quality Systems revision 16, July 12, 2002, Chapter 5 section 5.5.8.3.1.a.1 "temperatures just above freezing up to 6C shall be acceptable". This criterion has been used in the validation of acceptable temperatures.

Additional Comments:

Sample Qualification Report with Reason Codes (All Results sorted by Client Sample ID)

Client Sample ID : FWGBKGmw-005C-0461-GF **Lab Report Batch :** A7G120309 **Lab ID :** STLCAN

Sample Date : 07/12/2007 **Analysis Type: RES/TOT** **Sample Matrix :** AQ

Lab Sample ID: A7G120309016

Reviewed By / Date : Heather Medey 9/14/07 **Approved By / Date :**

Analyte Name	Result	Uncertainty / Error	Result Units	Lab Qual	Rep Res	Overall Qual*	Temp	HT	MB	LCS	MS	Lab Dup	Surr	Rep Limit	Moist Tot/Dis	Field QC	Tune	IC	ICV	CV / CCV	Reason Codes
Analysis Method : 6010B						**Dilution: 1**															
Arsenic	5.0		ug/L	U	YES																
Barium	13.6		ug/L		YES																
Calcium	87600		ug/L		YES																
Chromium	5.0		ug/L	U	YES																
Cobalt	5.0		ug/L	U	YES																
Copper	5.0		ug/L	U	YES																
Lead	3.0		ug/L	U	YES																
Magnesium	18700		ug/L		YES																
Manganese	0.91		ug/L	B	YES	J								J							L
Nickel	10.0		ug/L	U	YES																
Potassium	864		ug/L	B J	YES	J								J							L, BJ
Selenium	5.0		ug/L	U	YES																
Silver	5.0		ug/L	U	YES																
Sodium	7660		ug/L		YES																
Vanadium	10.0		ug/L	U	YES																
Analysis Method : 6020						**Dilution: 1**															
Aluminum	50.0		ug/L	U	YES																
Antimony	2.0		ug/L	U	YES																
Beryllium	1.0		ug/L	U	YES																
Cadmium	0.50		ug/L	U	YES																
Iron	339		ug/L		YES	~~U~~ J										~~U~~ B					N, BJ
Thallium	1.0		ug/L	U	YES																
Zinc	10.0		ug/L	U	YES																
Analysis Method : 7470A						**Dilution: 1**															
Mercury	0.20		ug/L	U	YES																

* Overall result qualifier reflects summation of qualifiers added during automated data review and any qualifiers added manually for categories not assessed by automated data review

Sample Qualification Report with Reason Codes (All Results sorted by Client Sample ID)

Client Sample ID : FWGBKGmw-005C-0461-GW **Lab Report Batch :** A7G120309 **Lab ID :** STLCAN

Sample Date : 07/12/2007 **Analysis Type: DL** **Sample Matrix :** AQ

Lab Sample ID: A7G120309015

Reviewed By / Date : Heather Medley 9/14/07 **Approved By / Date :**

Analyte Name	Result	Uncertainty / Error	Result Units	Lab Qual	Rep Res	Overall Qual*	Temp	HT	MB	LCS	MS	Lab Dup	Surr	Rep Limit	Moist Tot/Dis	Field QC	Tune	IC	ICV	CV / CCV	Reason Codes
Analysis Method : 8330						**Dilution: 0.95**															
1,3,5-Trinitrobenzene	0.095		ug/L	U	YES																
1,3-Dinitrobenzene	0.095		ug/L	U	YES																
2,4,6-TNT	0.095		ug/L	U	YES																
2,4-Dinitrotoluene	0.095		ug/L	U	YES																
2,6-Dinitrotoluene	0.095		ug/L	U	YES																
2-Amino-4,6-dinitrotoluene	0.095		ug/L	U	YES																
2-Nitrotoluene	0.48		ug/L	U	YES																
3-Nitrotoluene	0.48		ug/L	U	YES																
4-Amino-2,6-Dinitrotoluene	0.095		ug/L	U	YES																
4-Nitrotoluene	0.48		ug/L	U	YES																
HMX	0.095		ug/L	U	YES																
Nitrobenzene	0.095		ug/L	U	YES																
NITROGLYCERINE	0.62		ug/L	U	YES																
Pentaerythritol Tetranitrate (PETN)	0.62		ug/L	U	YES																
RDX	0.095		ug/L	U	YES																
TETRYL	0.095		ug/L	U	YES																

* Overall result qualifier reflects summation of qualifiers added during automated data review and any qualifiers added manually for categories not assessed by automated data review

Sample Qualification Report with Reason Codes (All Results sorted by Client Sample ID)

Client Sample ID : FWGBKGmw-005C-0461-GW **Lab Report Batch :** A7G120309 **Lab ID :** STLCAN

Sample Date : 07/12/2007 **Analysis Type: RE** **Sample Matrix :** AQ

Lab Sample ID: A7G120309015

Reviewed By / Date : Heather Medley 9/14/07 **Approved By / Date :**

Analyte Name	Result	Uncertainty / Error	Result Units	Lab Qual	Rep Res	Overall Qual*	Temp	HT	MB	LCS	MS	Lab Dup	Surr	Rep Limit	Moist Tot/Dis	Field QC	Tune	IC	ICV	CV / CCV	Reason Codes
Analysis Method : 353.2 Modified						**Dilution: 1**															
Nitrocellulose	0.50		mg/L	U	YES																

* Overall result qualifier reflects summation of qualifiers added during automated data review and any qualifiers added manually for categories not assessed by automated data review

Sample Qualification Report with Reason Codes (All Results sorted by Client Sample ID)

Client Sample ID : FWGBKGmw-005C-0461-GW **Lab Report Batch :** A7G120309 **Lab ID :** STLCAN

Sample Date : 07/12/2007 **Analysis Type: RES** **Sample Matrix :** AQ

Lab Sample ID: A7G120309015

Reviewed By / Date : Heather Medley 9/14/07 **Approved By / Date :**

Analyte Name	Result	Uncertainty / Error	Result Units	Lab Qual	Rep Res	Overall Qual*	Temp	HT	MB	LCS	MS	Lab Dup	Surr	Rep Limit	Moist Tot/Dis	Field QC	Tune	IC	ICV	CV / CCV	Reason Codes
Analysis Method : 8081A						**Dilution: 1**															
4,4'-DDD	0.030		ug/L	U	YES																
4,4'-DDE	0.030		ug/L	U	YES																
4,4'-DDT	0.030		ug/L	U	YES																
Aldrin	0.030		ug/L	U	YES																
alpha-BHC	0.030		ug/L	U	YES																
alpha-Chordane	0.030		ug/L	U	YES																
beta-BHC	0.030		ug/L	U	YES																
delta-BHC	0.030		ug/L	U	YES																
Dieldrin	0.030		ug/L	U	YES																
Endosulfan I	0.025		ug/L	U	YES	UJ				UJ											J-
Endosulfan II	0.025		ug/L	U	YES																
Endosulfan sulfate	0.030		ug/L	U	YES																
Endrin	0.030		ug/L	U	YES																
Endrin aldehyde	0.030		ug/L	U	YES																
Endrin ketone	0.030		ug/L	U	YES																
gamma-BHC	0.030		ug/L	U	YES																
gamma-Chlordane	0.030		ug/L	U	YES																
Heptachlor	0.030		ug/L	U	YES																
Heptachlor epoxide	0.030		ug/L	U	YES																
Methoxychlor	0.10		ug/L	U	YES																
Toxaphene	2.0		ug/L	U	YES	R														R	W-
Analysis Method : 8082						**Dilution: 1**															
Aroclor 1016	0.50		ug/L	U	YES	UJ							UJ								G-
Aroclor 1221	0.50		ug/L	U	YES	UJ							UJ								G-
Aroclor 1232	0.50		ug/L	U	YES	UJ							UJ								G-
Aroclor 1242	0.50		ug/L	U	YES	UJ							UJ								G-
Aroclor 1248	0.50		ug/L	U	YES	UJ							UJ								G-
Aroclor 1254	0.50		ug/L	U	YES	UJ							UJ								G-
Aroclor 1260	0.50		ug/L	U	YES	UJ							UJ								G-
Analysis Method : 8260B						**Dilution: 1**															
1,1,1-Trichloroethane	1.0		ug/L	U	YES																
1,1,2,2-Tetrachloroethane	1.0		ug/L	U	YES																

* Overall result qualifier reflects summation of qualifiers added during automated data review and any qualifiers added manually for categories not assessed by automated data review

Sample Qualification Report with Reason Codes (All Results sorted by Client Sample ID)

Client Sample ID : FWGBKGmw-005C-0461-GW **Lab Report Batch :** A7G120309 **Lab ID :** STLCAN

Sample Date : 07/12/2007 **Analysis Type: RES** **Sample Matrix :** AQ

Lab Sample ID: A7G120309015

Reviewed By / Date : Heather Priddy 9/14/07 **Approved By / Date :**

Analyte Name	Result	Uncertainty / Error	Result Units	Lab Qual	Rep Res	Overall Qual*	Temp	HT	MB	LCS	MS	Lab Dup	Surr	Rep Limit	Moist Tot/Dis	Field QC	Tune	IC	ICV	CV / CCV	Reason Codes
Analysis Method : 8260B						**Dilution: 1**															
1,1,2-Trichloroethane	1.0		ug/L	U	YES																
1,1-Dichloroethane	1.0		ug/L	U	YES																
1,1-Dichloroethene	1.0		ug/L	U	YES																
1,2-Dibromoethane	1.0		ug/L	U	YES																
1,2-Dichloroethane	1.0		ug/L	U	YES																
1,2-Dichloroethene (total)	1.0		ug/L	U	YES																
1,2-Dichloropropane	1.0		ug/L	U	YES																
2-Butanone	10		ug/L	U	YES																
2-Hexanone	10		ug/L	U	YES																
4-Methyl-2-pentanone	10		ug/L	U	YES																
Acetone	10		ug/L	U	YES	R					UJ									R	H-,W-
Benzene	1.0		ug/L	U	YES																
Bromochloromethane	1.0		ug/L	U	YES																
Bromodichloromethane	1.0		ug/L	U	YES																
Bromoform	1.0		ug/L	U	YES																
Bromomethane	1.0		ug/L	U	YES																
Carbon disulfide	1.0		ug/L	U	YES																
Carbon tetrachloride	1.0		ug/L	U	YES																
Chlorobenzene	1.0		ug/L	U	YES																
Chloroethane	1.0		ug/L	U	YES																
Chloroform	1.0		ug/L	U	YES																
Chloromethane	1.0		ug/L	U	YES																
cis-1,2-Dichloroethene	1.0		ug/L	U	YES																
cis-1,3-Dichloropropene	1.0		ug/L	U	YES																
Dibromochloromethane	1.0		ug/L	U	YES																
Ethylbenzene	1.0		ug/L	U	YES																
M&P-XYLENES	2.0		ug/L	U	YES																
Methylene chloride	2.0		ug/L	U	YES	None															
o-Xylene	1.0		ug/L	U	YES																
Styrene	1.0		ug/L	U	YES																
Tetrachloroethene	1.0		ug/L	U	YES																

* Overall result qualifier reflects summation of qualifiers added during automated data review and any qualifiers added manually for categories not assessed by automated data review

Sample Qualification Report with Reason Codes (All Results sorted by Client Sample ID)

Client Sample ID : FWGBKGmw-005C-0461-GW **Lab Report Batch :** A7G120309 **Lab ID :** STLCAN

Sample Date : 07/12/2007 **Analysis Type: RES** **Sample Matrix :** AQ

Lab Sample ID: A7G120309015

Reviewed By / Date : Heather Reilley 9/14/07 **Approved By / Date :**

Analyte Name	Result	Uncertainty / Error	Result Units	Lab Qual	Rep Res	Overall Qual*	Temp	HT	MB	LCS	MS	Lab Dup	Surr	Rep Limit	Moist Tot/Dis	Field QC	Tune	IC	ICV	CV / CCV	Reason Codes
Analysis Method : 8260B						**Dilution: 1**															
Toluene	1.0		ug/L	U	YES																
TOTAL XYLENES	2.0		ug/L	U	YES																
trans-1,2-Dichloroethene	1.0		ug/L	U	YES																
trans-1,3-Dichloropropene	1.0		ug/L	U	YES																
Trichloroethene	1.0		ug/L	U	YES																
Vinyl chloride	1.0		ug/L	U	YES																
Analysis Method : 8270C						**Dilution: 1**															
1,2,4-Trichlorobenzene	1.0		ug/L	U	YES																
1,2-Dichlorobenzene	1.0		ug/L	U	YES																
1,3-Dichlorobenzene	1.0		ug/L	U	YES																
1,4-Dichlorobenzene	1.0		ug/L	U	YES																
2,2-OXYBIS (1-CHLOROPROPANE)	1.0		ug/L	U	YES																
2,4,5-Trichlorophenol	5.0		ug/L	U	YES	UJ							UJ								G-
2,4,6-Trichlorophenol	5.0		ug/L	U	YES	UJ							UJ								G-
2,4-Dichlorophenol	2.0		ug/L	U	YES	UJ							UJ								G-
2,4-Dimethylphenol	2.0		ug/L	U	YES	UJ							UJ								G-
2,4-Dinitrophenol	5.0		ug/L	U	YES	UJ							UJ								G-
2,4-Dinitrotoluene	5.0		ug/L	U	YES																
2,6-Dinitrotoluene	5.0		ug/L	U	YES																
2-Chloronaphthalene	1.0		ug/L	U	YES																
2-Chlorophenol	1.0		ug/L	U	YES	UJ							UJ								G-
2-Methylnaphthalene	0.20		ug/L	U	YES																
2-Methylphenol	1.0		ug/L	U	YES	UJ							UJ								G-
2-Nitroaniline	2.0		ug/L	U	YES																
2-Nitrophenol	2.0		ug/L	U	YES	UJ							UJ								G-
3,3'-Dichlorobenzidine	5.0		ug/L	U	YES																
3-Nitroaniline	2.0		ug/L	U	YES																
4,6-Dinitro-2-methylphenol	5.0		ug/L	U	YES	UJ							UJ								G-
4-Bromophenyl phenyl ether	2.0		ug/L	U	YES																
4-Chloro-3-methylphenol	2.0		ug/L	U	YES	UJ							UJ								G-
4-Chloroaniline	2.0		ug/L	U	YES																

* Overall result qualifier reflects summation of qualifiers added during automated data review and any qualifiers added manually for categories not assessed by automated data review

Sample Qualification Report with Reason Codes (All Results sorted by Client Sample ID)

Client Sample ID : FWGBKGmw-005C-0461-GW **Lab Report Batch :** A7G120309 **Lab ID :** STLCAN

Sample Date : 07/12/2007 **Analysis Type: RES** **Sample Matrix :** AQ

Lab Sample ID: A7G120309015

Reviewed By / Date : Heather McElroy 9/12/07 **Approved By / Date :**

Analyte Name	Result	Uncertainty / Error	Result Units	Lab Qual	Rep Res	Overall Qual*	Temp	HT	MB	LCS	MS	Lab Dup	Surr	Rep Limit	Moist Tot/Dis	Field QC	Tune	IC	ICV	CV / CCV	Reason Codes
Analysis Method : 8270C						**Dilution: 1**															
4-Chlorophenyl phenyl ether	2.0		ug/L	U	YES																
4-Methylphenol	1.0		ug/L	U	YES	**UJ**							UJ								G-
4-Nitroanaline	2.0		ug/L	U	YES																
4-Nitrophenol	5.0		ug/L	U	YES	**UJ**							UJ								G-
Acenaphthene	0.20		ug/L	U	YES																
Acenaphthylene	0.20		ug/L	U	YES																
Anthracene	0.20		ug/L	U	YES																
Benzo(a)anthracene	0.20		ug/L	U	YES																
Benzo(a)pyrene	0.20		ug/L	U	YES																
Benzo(b)fluoranthene	0.20		ug/L	U	YES																
BENZO(G,H,I)PERYLENE	0.20		ug/L	U	YES																
Benzo(k)fluoranthene	0.20		ug/L	U	YES																
Benzoic acid	10		ug/L	U	YES	**R**				R			UJ								G-,J-
Benzyl alcohol	5.0		ug/L	U	YES	**UJ**							UJ								G-
bis(2-Chloroethoxy)methane	1.0		ug/L	U	YES																
bis(2-Chloroethyl) ether	1.0		ug/L	U	YES																
bis(2-Ethylhexyl) phthalate	1.1		ug/L	J	YES	**J**								J							L
Butylbenzyl Phthalate	1.0		ug/L	U	YES																
Carbazole	1.0		ug/L	U	YES																
Chrysene	0.20		ug/L	U	YES																
dibenzo(a,h)anthracene	0.20		ug/L	U	YES																
Dibenzofuran	1.0		ug/L	U	YES																
Diethyl phthalate	1.0		ug/L	U	YES																
Dimethyl phthalate	1.0		ug/L	U	YES																
Di-n-butyl phthalate	1.0		ug/L	U	YES																
Di-n-octyl phthalate	1.0		ug/L	U	YES																
Fluoranthene	0.20		ug/L	U	YES																
Fluorene	0.20		ug/L	U	YES																
Hexachlorobenzene	0.20		ug/L	U	YES																
Hexachlorobutadiene	1.0		ug/L	U	YES																
Hexachlorocyclopentadiene	10		ug/L	U	YES	**R**				R											J-

* Overall result qualifier reflects summation of qualifiers added during automated data review and any qualifiers added manually for categories not assessed by automated data review

Sample Qualification Report with Reason Codes (All Results sorted by Client Sample ID)

Client Sample ID : FWGBKGmw-005C-0461-GW **Lab Report Batch :** A7G120309 **Lab ID :** STLCAN

Sample Date : 07/12/2007 **Analysis Type: RES** **Sample Matrix :** AQ

Lab Sample ID: A7G120309015

Reviewed By / Date : Heather Reddy 9/14/07 **Approved By / Date :**

Analyte Name	Result	Uncertainty / Error	Result Units	Lab Qual	Rep Res	Overall Qual*	Temp	HT	MB	LCS	MS	Lab Dup	Surr	Rep Limit	Moist Tot/Dis	Field QC	Tune	IC	ICV	CV / CCV	Reason Codes
Analysis Method : 8270C						**Dilution: 1**															
Hexachloroethane	1.0		ug/L	U	YES																
Indeno(1,2,3-cd)pyrene	0.20		ug/L	U	YES																
Isophorone	1.0		ug/L	U	YES																
Naphthalene	0.20		ug/L	U	YES																
Nitrobenzene	1.0		ug/L	U	YES																
N-nitroso-di-n-propylamine	1.0		ug/L	U	YES																
N-Nitrosodiphenylamine	1.0		ug/L	U	YES																
Pentachlorophenol	5.0		ug/L	U	YES	UJ							UJ								G-
Phenanthrene	0.20		ug/L	U	YES																
Phenol	1.0		ug/L	U	YES	UJ							UJ								G-
Pyrene	0.20		ug/L	U	YES																
Analysis Method : 9012A						**Dilution: 1**															
Cyanide	0.010		mg/L	U	YES	~~UJ~~					~~UJ~~										✓
Analysis Method : SW8330 Modified						**Dilution: 1**															
Nitroguanidine	20		ug/L	U	YES																

* Overall result qualifier reflects summation of qualifiers added during automated data review and any qualifiers added manually for categories not assessed by automated data review

Sample Qualification Report with Reason Codes (All Results sorted by Client Sample ID)

Client Sample ID : FWGBKGmw-006C-0462-GF **Lab Report Batch :** A7G120309 **Lab ID :** STLCAN

Sample Date : 07/12/2007 **Analysis Type: RES/TOT** **Sample Matrix :** AQ

Lab Sample ID: A7G120309007

Reviewed By / Date : Heather Mallory 9/14/07 **Approved By / Date :**

Analyte Name	Result	Uncertainty / Error	Result Units	Lab Qual	Rep Res	Overall Qual*	Temp	HT	MB	LCS	MS	Lab Dup	Surr	Rep Limit	Moist Tot/Dis	Field QC	Tune	IC	ICV	CV / CCV	Reason Codes
Analysis Method : 6010B						**Dilution: 1**															
Arsenic	5.0		ug/L	U	YES																
Barium	11.0		ug/L		YES																
Calcium	71700		ug/L		YES																
Chromium	5.0		ug/L	U	YES																
Cobalt	5.0		ug/L	U	YES																
Copper	5.0		ug/L	U	YES																
Lead	3.0		ug/L	U	YES																
Magnesium	21800		ug/L		YES																
Manganese	182		ug/L		YES																
Nickel	10.0		ug/L	U	YES																
Potassium	1360		ug/L	J	YES	J															B
Selenium	5.0		ug/L	U	YES																
Silver	5.0		ug/L	U	YES																
Sodium	41500		ug/L		YES																
Vanadium	10.0		ug/L	U	YES																
Analysis Method : 6020						**Dilution: 1**															
Aluminum	50.0		ug/L	U	YES	None															
Antimony	2.0		ug/L	U	YES																
Beryllium	1.0		ug/L	U	YES																
Cadmium	0.50		ug/L	U	YES																
Iron	1110		ug/L		YES	BJ										MB					N B
Thallium	1.0		ug/L	U	YES																
Zinc	10.0		ug/L	U	YES																
Analysis Method : 7470A						**Dilution: 1**															
Mercury	0.20		ug/L	U	YES																

* Overall result qualifier reflects summation of qualifiers added during automated data review and any qualifiers added manually for categories not assessed by automated data review

Sample Qualification Report with Reason Codes (All Results sorted by Client Sample ID)

Client Sample ID : FWGBKGmw-006C-0462-GW **Lab Report Batch :** A7G120309 **Lab ID :** STLCAN

Sample Date : 07/12/2007 **Analysis Type: DL** **Sample Matrix :** AQ

Lab Sample ID: A7G120309006

Reviewed By / Date : Heather Mobley 9/14/07 **Approved By / Date :**

Analyte Name	Result	Uncertainty / Error	Result Units	Lab Qual	Rep Res	Overall Qual*	Temp	HT	MB	LCS	MS	Lab Dup	Surr	Rep Limit	Moist Tot/Dis	Field QC	Tune	IC	ICV	CV / CCV	Reason Codes
Analysis Method : 8330						**Dilution: 0.95**															
1,3,5-Trinitrobenzene	0.095		ug/L	U	YES																
1,3-Dinitrobenzene	0.095		ug/L	U	YES																
2,4,6-TNT	0.095		ug/L	U	YES																
2,4-Dinitrotoluene	0.095		ug/L	U	YES																
2,6-Dinitrotoluene	0.095		ug/L	U	YES																
2-Amino-4,6-dinitrotoluene	0.095		ug/L	U	YES																
2-Nitrotoluene	0.48		ug/L	U	YES																
3-Nitrotoluene	0.48		ug/L	U	YES																
4-Amino-2,6-Dinitrotoluene	0.095		ug/L	U	YES																
4-Nitrotoluene	0.48		ug/L	U	YES																
HMX	0.095		ug/L	U	YES																
Nitrobenzene	0.095		ug/L	U	YES																
NITROGLYCERINE	0.62		ug/L	U	YES																
Pentaerythritol Tetranitrate (PETN)	0.62		ug/L	U	YES																
RDX	0.095		ug/L	U	YES																
TETRYL	0.095		ug/L	U	YES																

* Overall result qualifier reflects summation of qualifiers added during automated data review and any qualifiers added manually for categories not assessed by automated data review

Sample Qualification Report with Reason Codes (All Results sorted by Client Sample ID)

Client Sample ID : FWGBKGmw-006C-0462-GW **Lab Report Batch :** A7G120309 **Lab ID :** STLCAN

Sample Date : 07/12/2007 **Analysis Type: RE** **Sample Matrix :** AQ

Lab Sample ID: A7G120309006

Reviewed By / Date : Diedra McKay 9/14/07 **Approved By / Date :**

Analyte Name	Result	Uncertainty / Error	Result Units	Lab Qual	Rep Res	Overall Qual*	Temp	HT	MB	LCS	MS	Lab Dup	Surr	Rep Limit	Moist Tot/Dis	Field QC	Tune	IC	ICV	CV / CCV	Reason Codes
Analysis Method : 353.2 Modified						**Dilution: 1**															
Nitrocellulose	0.50		mg/L	U	YES																

* Overall result qualifier reflects summation of qualifiers added during automated data review and any qualifiers added manually for categories not assessed by automated data review

Sample Qualification Report with Reason Codes (All Results sorted by Client Sample ID)

Client Sample ID : FWGBKGmw-006C-0462-GW **Lab Report Batch :** A7G120309 **Lab ID :** STLCAN

Sample Date : 07/12/2007 **Analysis Type: RES** **Sample Matrix :** AQ

Lab Sample ID: A7G120309006

Reviewed By / Date : H medley 9/14/2007 **Approved By / Date :**

Analyte Name	Result	Uncertainty / Error	Result Units	Lab Qual	Rep Res	Overall Qual*	Temp	HT	MB	LCS	MS	Lab Dup	Surr	Rep Limit	Moist Tot/Dis	Field QC	Tune	IC	ICV	CV / CCV	Reason Codes
Analysis Method : 8081A						**Dilution: 1**															
4,4'-DDD	0.030		ug/L	U	YES	UJ							UJ								G-
4,4'-DDE	0.030		ug/L	U	YES	UJ							UJ								G-
4,4'-DDT	0.030		ug/L	U	YES	UJ							UJ								G-
Aldrin	0.030		ug/L	U	YES	UJ							UJ								G-
alpha-BHC	0.030		ug/L	U	YES	UJ							UJ								G-
alpha-Chordane	0.030		ug/L	U	YES	UJ							UJ								G-
beta-BHC	0.030		ug/L	U	YES	UJ							UJ								G-
delta-BHC	0.030		ug/L	U	YES	UJ							UJ								G-
Dieldrin	0.030		ug/L	U	YES	UJ							UJ								G-
Endosulfan I	0.025		ug/L	U	YES	UJ				UJ			UJ								G-,J-
Endosulfan II	0.025		ug/L	U	YES	UJ							UJ								G-
Endosulfan sulfate	0.030		ug/L	U	YES	UJ							UJ								G-
Endrin	0.030		ug/L	U	YES	UJ							UJ								G-
Endrin aldehyde	0.030		ug/L	U	YES	UJ							UJ								G-
Endrin ketone	0.030		ug/L	U	YES	UJ							UJ								G-
gamma-BHC	0.030		ug/L	U	YES	UJ							UJ								G-
gamma-Chlordane	0.030		ug/L	U	YES	UJ							UJ								G-
Heptachlor	0.030		ug/L	U	YES	UJ							UJ								G-
Heptachlor epoxide	0.030		ug/L	U	YES	UJ							UJ								G-
Methoxychlor	0.10		ug/L	U	YES	UJ							UJ								G-
Toxaphene	2.0		ug/L	U	YES	R							UJ							R	G-,W-
Analysis Method : 8082						**Dilution: 1**															
Aroclor 1016	0.50		ug/L	U	YES	UJ							UJ								G-
Aroclor 1221	0.50		ug/L	U	YES	UJ							UJ								G-
Aroclor 1232	0.50		ug/L	U	YES	UJ							UJ								G-
Aroclor 1242	0.50		ug/L	U	YES	UJ							UJ								G-
Aroclor 1248	0.50		ug/L	U	YES	UJ							UJ								G-
Aroclor 1254	0.50		ug/L	U	YES	UJ							UJ								G-
Aroclor 1260	0.50		ug/L	U	YES	UJ							UJ								G-
Analysis Method : 8260B						**Dilution: 1**															
1,1,1-Trichloroethane	1.0		ug/L	U	YES																
1,1,2,2-Tetrachloroethane	1.0		ug/L	U	YES																

* Overall result qualifier reflects summation of qualifiers added during automated data review and any qualifiers added manually for categories not assessed by automated data review

Sample Qualification Report with Reason Codes (All Results sorted by Client Sample ID)

Client Sample ID : FWGBKGmw-006C-0462-GW **Lab Report Batch :** A7G120309 **Lab ID :** STLCAN

Sample Date : 07/12/2007 **Analysis Type: RES** **Sample Matrix :** AQ

Lab Sample ID: A7G120309006

Reviewed By / Date : Heather Reilly 9/14/07 **Approved By / Date :**

Analyte Name	Result	Uncertainty / Error	Result Units	Lab Qual	Rep Res	Overall Qual*	Temp	HT	MB	LCS	MS	Lab Dup	Surr	Rep Limit	Moist Tot/Dis	Field QC	Tune	IC	ICV	CV / CCV	Reason Codes
Analysis Method : 8260B						**Dilution: 1**															
1,1,2-Trichloroethane	1.0		ug/L	U	YES																
1,1-Dichloroethane	1.0		ug/L	U	YES																
1,1-Dichloroethene	1.0		ug/L	U	YES																
1,2-Dibromoethane	1.0		ug/L	U	YES																
1,2-Dichloroethane	1.0		ug/L	U	YES																
1,2-Dichloroethene (total)	1.0		ug/L	U	YES																
1,2-Dichloropropane	1.0		ug/L	U	YES																
2-Butanone	10		ug/L	U	YES																
2-Hexanone	10		ug/L	U	YES																
4-Methyl-2-pentanone	10		ug/L	U	YES																
Acetone	10		ug/L	U	YES	R					UJ									R	H-,W-
Benzene	1.0		ug/L	U	YES																
Bromochloromethane	1.0		ug/L	U	YES																
Bromodichloromethane	1.0		ug/L	U	YES																
Bromoform	1.0		ug/L	U	YES																
Bromomethane	1.0		ug/L	U	YES																
Carbon disulfide	1.0		ug/L	U	YES																
Carbon tetrachloride	1.0		ug/L	U	YES																
Chlorobenzene	1.0		ug/L	U	YES																
Chloroethane	1.0		ug/L	U	YES																
Chloroform	1.0		ug/L	U	YES																
Chloromethane	1.0		ug/L	U	YES																
cis-1,2-Dichloroethene	1.0		ug/L	U	YES																
cis-1,3-Dichloropropene	1.0		ug/L	U	YES																
Dibromochloromethane	1.0		ug/L	U	YES																
Ethylbenzene	1.0		ug/L	U	YES																
M&P-XYLENES	2.0		ug/L	U	YES																
Methylene chloride	2.0		ug/L	U	YES	None															
o-Xylene	1.0		ug/L	U	YES																
Styrene	1.0		ug/L	U	YES																
Tetrachloroethene	1.0		ug/L	U	YES																

* Overall result qualifier reflects summation of qualifiers added during automated data review and any qualifiers added manually for categories not assessed by automated data review

Sample Qualification Report with Reason Codes (All Results sorted by Client Sample ID)

Client Sample ID : FWGBKGmw-006C-0462-GW **Lab Report Batch :** A7G120309 **Lab ID :** STLCAN

Sample Date : 07/12/2007 **Analysis Type: RES** **Sample Matrix :** AQ

Lab Sample ID: A7G120309006

Reviewed By / Date : Heather Malley 9/14/07 **Approved By / Date :**

Analyte Name	Result	Uncertainty / Error	Result Units	Lab Qual	Rep Res	Overall Qual*	Temp	HT	MB	LCS	MS	Lab Dup	Surr	Rep Limit	Moist Tot/Dis	Field QC	Tune	IC	ICV	CV / CCV	Reason Codes
Analysis Method : 8260B						**Dilution: 1**															
Toluene	1.0		ug/L	U	YES																
TOTAL XYLENES	2.0		ug/L	U	YES																
trans-1,2-Dichloroethene	1.0		ug/L	U	YES																
trans-1,3-Dichloropropene	1.0		ug/L	U	YES																
Trichloroethene	1.0		ug/L	U	YES																
Vinyl chloride	1.0		ug/L	U	YES																
Analysis Method : 8270C						**Dilution: 1**															
1,2,4-Trichlorobenzene	1.0		ug/L	U	YES																
1,2-Dichlorobenzene	1.0		ug/L	U	YES																
1,3-Dichlorobenzene	1.0		ug/L	U	YES																
1,4-Dichlorobenzene	1.0		ug/L	U	YES																
2,2-OXYBIS (1-CHLOROPROPANE)	1.0		ug/L	U	YES																
2,4,5-Trichlorophenol	5.0		ug/L	U	YES																
2,4,6-Trichlorophenol	5.0		ug/L	U	YES																
2,4-Dichlorophenol	2.0		ug/L	U	YES																
2,4-Dimethylphenol	2.0		ug/L	U	YES																
2,4-Dinitrophenol	5.0		ug/L	U	YES																
2,4-Dinitrotoluene	5.0		ug/L	U	YES																
2,6-Dinitrotoluene	5.0		ug/L	U	YES																
2-Chloronaphthalene	1.0		ug/L	U	YES																
2-Chlorophenol	1.0		ug/L	U	YES																
2-Methylnaphthalene	0.20		ug/L	U	YES																
2-Methylphenol	1.0		ug/L	U	YES																
2-Nitroaniline	2.0		ug/L	U	YES																
2-Nitrophenol	2.0		ug/L	U	YES																
3,3'-Dichlorobenzidine	5.0		ug/L	U	YES																
3-Nitroaniline	2.0		ug/L	U	YES																
4,6-Dinitro-2-methylphenol	5.0		ug/L	U	YES																
4-Bromophenyl phenyl ether	2.0		ug/L	U	YES																
4-Chloro-3-methylphenol	2.0		ug/L	U	YES																
4-Chloroaniline	2.0		ug/L	U	YES																

* Overall result qualifier reflects summation of qualifiers added during automated data review and any qualifiers added manually for categories not assessed by automated data review

Sample Qualification Report with Reason Codes (All Results sorted by Client Sample ID)

Client Sample ID : FWGBKGmw-006C-0462-GW **Lab Report Batch :** A7G120309 **Lab ID :** STLCAN

Sample Date : 07/12/2007 **Analysis Type: RES** **Sample Matrix :** AQ

Lab Sample ID: A7G120309006

Reviewed By / Date : Heather Reilley 9/14/07 **Approved By / Date :**

Analyte Name	Result	Uncertainty / Error	Result Units	Lab Qual	Rep Res	Overall Qual*	Temp	HT	MB	LCS	MS	Lab Dup	Surr	Rep Limit	Moist Tot/Dis	Field QC	Tune	IC	ICV	CV / CCV	Reason Codes
Analysis Method : 8270C						**Dilution: 1**															
4-Chlorophenyl phenyl ether	2.0		ug/L	U	YES																
4-Methylphenol	1.0		ug/L	U	YES																
4-Nitroanaline	2.0		ug/L	U	YES																
4-Nitrophenol	5.0		ug/L	U	YES																
Acenaphthene	0.20		ug/L	U	YES																
Acenaphthylene	0.20		ug/L	U	YES																
Anthracene	0.20		ug/L	U	YES																
Benzo(a)anthracene	0.20		ug/L	U	YES																
Benzo(a)pyrene	0.20		ug/L	U	YES																
Benzo(b)fluoranthene	0.20		ug/L	U	YES																
BENZO(G,H,I)PERYLENE	0.20		ug/L	U	YES																
Benzo(k)fluoranthene	0.20		ug/L	U	YES																
Benzoic acid	10		ug/L	U	YES	R				R											J-
Benzyl alcohol	5.0		ug/L	U	YES																
bis(2-Chloroethoxy)methane	1.0		ug/L	U	YES																
bis(2-Chloroethyl) ether	1.0		ug/L	U	YES																
bis(2-Ethylhexyl) phthalate	1.0		ug/L	J	YES	J								J							L
Butylbenzyl Phthalate	1.0		ug/L	U	YES																
Carbazole	1.0		ug/L	U	YES																
Chrysene	0.20		ug/L	U	YES																
dibenzo(a,h)anthracene	0.20		ug/L	U	YES																
Dibenzofuran	1.0		ug/L	U	YES																
Diethyl phthalate	1.0		ug/L	U	YES																
Dimethyl phthalate	1.0		ug/L	U	YES																
Di-n-butyl phthalate	1.0		ug/L	U	YES																
Di-n-octyl phthalate	1.0		ug/L	U	YES																
Fluoranthene	0.20		ug/L	U	YES																
Fluorene	0.20		ug/L	U	YES																
Hexachlorobenzene	0.20		ug/L	U	YES																
Hexachlorobutadiene	1.0		ug/L	U	YES																
Hexachlorocyclopentadiene	10		ug/L	U	YES	R				R											J-

* Overall result qualifier reflects summation of qualifiers added during automated data review and any qualifiers added manually for categories not assessed by automated data review

Sample Qualification Report with Reason Codes (All Results sorted by Client Sample ID)

Client Sample ID : FWGBKGmw-006C-0462-GW **Lab Report Batch :** A7G120309 **Lab ID :** STLCAN

Sample Date : 07/12/2007 **Analysis Type: RES** **Sample Matrix :** AQ

Lab Sample ID: A7G120309006

Reviewed By / Date : Heather Medley 9/14/07 **Approved By / Date :**

Analyte Name	Result	Uncertainty / Error	Result Units	Lab Qual	Rep Res	Overall Qual*	Temp	HT	MB	LCS	MS	Lab Dup	Surr	Rep Limit	Moist Tot/Dis	Field QC	Tune	IC	ICV	CV / CCV	Reason Codes
Analysis Method : 8270C						**Dilution: 1**															
Hexachloroethane	1.0		ug/L	U	YES																
Indeno(1,2,3-cd)pyrene	0.20		ug/L	U	YES																
Isophorone	1.0		ug/L	U	YES																
Naphthalene	0.20		ug/L	U	YES																
Nitrobenzene	1.0		ug/L	U	YES																
N-nitroso-di-n-propylamine	1.0		ug/L	U	YES																
N-Nitrosodiphenylamine	1.0		ug/L	U	YES																
Pentachlorophenol	5.0		ug/L	U	YES																
Phenanthrene	0.20		ug/L	U	YES																
Phenol	1.0		ug/L	U	YES																
Pyrene	0.20		ug/L	U	YES																
Analysis Method : 9012A						**Dilution: 1**															
Cyanide	0.010		mg/L	U	YES	UJ					UJ									H	
Analysis Method : SW8330 Modified						**Dilution: 1**															
Nitroguanidine	20		ug/L	U	YES																

* Overall result qualifier reflects summation of qualifiers added during automated data review and any qualifiers added manually for categories not assessed by automated data review

Sample Qualification Report with Reason Codes (All Results sorted by Client Sample ID)

Client Sample ID : FWGBKGmw-015C-0467-GF **Lab Report Batch :** A7G120309 **Lab ID :** STLCAN

Sample Date : 07/12/2007 **Analysis Type: RES/TOT** **Sample Matrix :** AQ

Lab Sample ID: A7G120309018

Reviewed By / Date : H medley 9/14/2007 **Approved By / Date :**

Analyte Name	Result	Uncertainty / Error	Result Units	Lab Qual	Rep Res	Overall Qual*	Temp	HT	MB	LCS	MS	Lab Dup	Surr	Rep Limit	Moist Tot/Dis	Field QC	Tune	IC	ICV	CV / CCV	Reason Codes
Analysis Method : 6010B						**Dilution: 1**															
Arsenic	5.0		ug/L	U	YES																
Barium	220		ug/L		YES																
Calcium	28500		ug/L		YES																
Chromium	5.0		ug/L	U	YES																
Cobalt	5.0		ug/L	U	YES																
Copper	5.0		ug/L	U	YES																
Lead	3.0		ug/L	U	YES																
Magnesium	11700		ug/L		YES																
Manganese	61.4		ug/L		YES																
Nickel	2.9		ug/L	B	YES	J						J		J							L
Potassium	4150		ug/L	J	YES	J															P, J
Selenium	5.0		ug/L	U	YES																
Silver	5.0		ug/L	U	YES																
Sodium	11900		ug/L		YES																
Vanadium	10.0		ug/L	U	YES																
Analysis Method : 6020						**Dilution: 1**															
Aluminum	50.0		ug/L	U	YES	None															
Antimony	2.0		ug/L	U	YES																
Beryllium	1.0		ug/L	U	YES																
Cadmium	0.50		ug/L	U	YES																
Iron	145		ug/L		YES	B,J										KB					N, P, J
Thallium	1.0		ug/L	U	YES																
Zinc	8.9		ug/L	B J	YES	J						J		J							L
Analysis Method : 7470A						**Dilution: 1**															
Mercury	0.20		ug/L	U	YES																

* Overall result qualifier reflects summation of qualifiers added during automated data review and any qualifiers added manually for categories not assessed by automated data review

Sample Qualification Report with Reason Codes (All Results sorted by Client Sample ID)

Client Sample ID : FWGBKGmw-015C-0467-GW **Lab Report Batch :** A7G120309 **Lab ID :** STLCAN

Sample Date : 07/12/2007 **Analysis Type: DL** **Sample Matrix :** AQ

Lab Sample ID: A7G120309017

Reviewed By / Date : Heather Medley 9/14/07 **Approved By / Date :**

Analyte Name	Result	Uncertainty / Error	Result Units	Lab Qual	Rep Res	Overall Qual*	Temp	HT	MB	LCS	MS	Lab Dup	Surr	Rep Limit	Moist Tot/Dis	Field QC	Tune	IC	ICV	CV / CCV	Reason Codes
Analysis Method : 8330						**Dilution: 1.12**															
1,3,5-Trinitrobenzene	0.11		ug/L	U	YES																
1,3-Dinitrobenzene	0.11		ug/L	U	YES																
2,4,6-TNT	0.11		ug/L	U	YES																
2,4-Dinitrotoluene	0.11		ug/L	U	YES																
2,6-Dinitrotoluene	0.11		ug/L	U	YES																
2-Amino-4,6-dinitrotoluene	0.11		ug/L	U	YES																
2-Nitrotoluene	0.56		ug/L	U	YES																
3-Nitrotoluene	0.56		ug/L	U	YES																
4-Amino-2,6-Dinitrotoluene	0.11		ug/L	U	YES																
4-Nitrotoluene	0.56		ug/L	U	YES																
HMX	0.11		ug/L	U	YES																
Nitrobenzene	0.11		ug/L	U	YES																
NITROGLYCERINE	0.73		ug/L	U	YES																
Pentaerythritol Tetranitrate (PETN)	0.73		ug/L	U	YES																
RDX	0.11		ug/L	U	YES																
TETRYL	0.11		ug/L	U	YES																

* Overall result qualifier reflects summation of qualifiers added during automated data review and any qualifiers added manually for categories not assessed by automated data review

Sample Qualification Report with Reason Codes (All Results sorted by Client Sample ID)

Client Sample ID : FWGBKGmw-015C-0467-GW **Lab Report Batch :** A7G120309 **Lab ID :** STLCAN

Sample Date : 07/12/2007 **Analysis Type: RE** **Sample Matrix :** AQ

Lab Sample ID: A7G120309017

Reviewed By / Date : Heather McCoy 9/14/07 **Approved By / Date :**

Analyte Name	Result	Uncertainty / Error	Result Units	Lab Qual	Rep Res	Overall Qual*	Temp	HT	MB	LCS	MS	Lab Dup	Surr	Rep Limit	Moist Tot/Dis	Field QC	Tune	IC	ICV	CV / CCV	Reason Codes
Analysis Method : 353.2 Modified						**Dilution: 1**															
Nitrocellulose	0.50		mg/L	U	YES																

* Overall result qualifier reflects summation of qualifiers added during automated data review and any qualifiers added manually for categories not assessed by automated data review

Sample Qualification Report with Reason Codes (All Results sorted by Client Sample ID)

Client Sample ID : FWGBKGmw-015C-0467-GW **Lab Report Batch :** A7G120309 **Lab ID :** STLCAN

Sample Date : 07/12/2007 **Analysis Type: RES** **Sample Matrix :** AQ

Lab Sample ID: A7G120309017

Reviewed By / Date : H medley 9/14/2007 **Approved By / Date :**

Analyte Name	Result	Uncertainty / Error	Result Units	Lab Qual	Rep Res	Overall Qual*	Temp	HT	MB	LCS	MS	Lab Dup	Surr	Rep Limit	Moist Tot/Dis	Field QC	Tune	IC	ICV	CV / CCV	Reason Codes
Analysis Method : 8081A						**Dilution: 1**															
4,4'-DDD	0.030		ug/L	U	YES																
4,4'-DDE	0.030		ug/L	U	YES																
4,4'-DDT	0.030		ug/L	U	YES																
Aldrin	0.030		ug/L	U	YES																
alpha-BHC	0.030		ug/L	U	YES																
alpha-Chordane	0.030		ug/L	U	YES																
beta-BHC	0.030		ug/L	U	YES																
delta-BHC	0.030		ug/L	U	YES																
Dieldrin	0.030		ug/L	U	YES																
Endosulfan I	0.025		ug/L	U	YES	UJ				UJ											J-
Endosulfan II	0.025		ug/L	U	YES																
Endosulfan sulfate	0.030		ug/L	U	YES																
Endrin	0.030		ug/L	U	YES																
Endrin aldehyde	0.030		ug/L	U	YES																
Endrin ketone	0.030		ug/L	U	YES																
gamma-BHC	0.030		ug/L	U	YES																
gamma-Chlordane	0.030		ug/L	U	YES																
Heptachlor	0.030		ug/L	U	YES																
Heptachlor epoxide	0.030		ug/L	U	YES																
Methoxychlor	0.10		ug/L	U	YES																
Toxaphene	2.0		ug/L	U	YES	R														R	W-
Analysis Method : 8082						**Dilution: 1**															
Aroclor 1016	0.50		ug/L	U	YES																
Aroclor 1221	0.50		ug/L	U	YES																
Aroclor 1232	0.50		ug/L	U	YES																
Aroclor 1242	0.50		ug/L	U	YES																
Aroclor 1248	0.50		ug/L	U	YES																
Aroclor 1254	0.50		ug/L	U	YES																
Aroclor 1260	0.50		ug/L	U	YES																
Analysis Method : 8260B						**Dilution: 1**															
1,1,1-Trichloroethane	1.0		ug/L	U	YES																
1,1,2,2-Tetrachloroethane	1.0		ug/L	U	YES																

* Overall result qualifier reflects summation of qualifiers added during automated data review and any qualifiers added manually for categories not assessed by automated data review

Sample Qualification Report with Reason Codes (All Results sorted by Client Sample ID)

Client Sample ID : FWGBKGmw-015C-0467-GW **Lab Report Batch :** A7G120309 **Lab ID :** STLCAN

Sample Date : 07/12/2007 **Analysis Type: RES** **Sample Matrix :** AQ

Lab Sample ID: A7G120309017

Reviewed By / Date : Heather Medley 9/14/07 **Approved By / Date :**

Analyte Name	Result	Uncertainty / Error	Result Units	Lab Qual	Rep Res	Overall Qual*	Temp	HT	MB	LCS	MS	Lab Dup	Surr	Rep Limit	Moist Tot/Dis	Field QC	Tune	IC	ICV	CV / CCV	Reason Codes
Analysis Method : 8260B						**Dilution: 1**															
1,1,2-Trichloroethane	1.0		ug/L	U	YES																
1,1-Dichloroethane	1.0		ug/L	U	YES																
1,1-Dichloroethene	1.0		ug/L	U	YES																
1,2-Dibromoethane	1.0		ug/L	U	YES																
1,2-Dichloroethane	1.0		ug/L	U	YES																
1,2-Dichloroethene (total)	1.0		ug/L	U	YES																
1,2-Dichloropropane	1.0		ug/L	U	YES																
2-Butanone	10		ug/L	U	YES																
2-Hexanone	10		ug/L	U	YES																
4-Methyl-2-pentanone	10		ug/L	U	YES																
Acetone	1.3		ug/L	J B	YES	J					J			J						J	L
Benzene	1.0		ug/L	U	YES																
Bromochloromethane	1.0		ug/L	U	YES																
Bromodichloromethane	1.0		ug/L	U	YES																
Bromoform	1.0		ug/L	U	YES																
Bromomethane	1.0		ug/L	U	YES																
Carbon disulfide	1.0		ug/L	U	YES																
Carbon tetrachloride	1.0		ug/L	U	YES																
Chlorobenzene	1.0		ug/L	U	YES																
Chloroethane	1.0		ug/L	U	YES																
Chloroform	1.0		ug/L	U	YES																
Chloromethane	1.0		ug/L	U	YES																
cis-1,2-Dichloroethene	1.0		ug/L	U	YES																
cis-1,3-Dichloropropene	1.0		ug/L	U	YES																
Dibromochloromethane	1.0		ug/L	U	YES																
Ethylbenzene	1.0		ug/L	U	YES																
M&P-XYLENES	2.0		ug/L	U	YES																
Methylene chloride	2.0		ug/L	U	YES	None															
o-Xylene	1.0		ug/L	U	YES																
Styrene	1.0		ug/L	U	YES																
Tetrachloroethene	1.0		ug/L	U	YES																

* Overall result qualifier reflects summation of qualifiers added during automated data review and any qualifiers added manually for categories not assessed by automated data review

Sample Qualification Report with Reason Codes (All Results sorted by Client Sample ID)

Client Sample ID : FWGBKGmw-015C-0467-GW **Lab Report Batch :** A7G120309 **Lab ID :** STLCAN

Sample Date : 07/12/2007 **Analysis Type: RES** **Sample Matrix :** AQ

Lab Sample ID: A7G120309017

Reviewed By / Date : Heather Reilly 9/14/07 **Approved By / Date :**

Analyte Name	Result	Uncertainty / Error	Result Units	Lab Qual	Rep Res	Overall Qual*	Temp	HT	MB	LCS	MS	Lab Dup	Surr	Rep Limit	Moist Tot/Dis	Field QC	Tune	IC	ICV	CV / CCV	Reason Codes
Analysis Method : 8260B						**Dilution: 1**															
Toluene	1.0		ug/L	U	YES																
TOTAL XYLENES	2.0		ug/L	U	YES																
trans-1,2-Dichloroethene	1.0		ug/L	U	YES																
trans-1,3-Dichloropropene	1.0		ug/L	U	YES																
Trichloroethene	1.0		ug/L	U	YES																
Vinyl chloride	1.0		ug/L	U	YES																
Analysis Method : 8270C						**Dilution: 1**															
1,2,4-Trichlorobenzene	1.0		ug/L	U	YES																
1,2-Dichlorobenzene	1.0		ug/L	U	YES																
1,3-Dichlorobenzene	1.0		ug/L	U	YES																
1,4-Dichlorobenzene	1.0		ug/L	U	YES																
2,2-OXYBIS (1-CHLOROPROPANE)	1.0		ug/L	U	YES																
2,4,5-Trichlorophenol	5.0		ug/L	U	YES																
2,4,6-Trichlorophenol	5.0		ug/L	U	YES																
2,4-Dichlorophenol	2.0		ug/L	U	YES																
2,4-Dimethylphenol	2.0		ug/L	U	YES																
2,4-Dinitrophenol	5.0		ug/L	U	YES																
2,4-Dinitrotoluene	5.0		ug/L	U	YES																
2,6-Dinitrotoluene	5.0		ug/L	U	YES																
2-Chloronaphthalene	1.0		ug/L	U	YES																
2-Chlorophenol	1.0		ug/L	U	YES																
2-Methylnaphthalene	0.20		ug/L	U	YES																
2-Methylphenol	1.0		ug/L	U	YES																
2-Nitroaniline	2.0		ug/L	U	YES																
2-Nitrophenol	2.0		ug/L	U	YES																
3,3'-Dichlorobenzidine	5.0		ug/L	U	YES																
3-Nitroaniline	2.0		ug/L	U	YES																
4,6-Dinitro-2-methylphenol	5.0		ug/L	U	YES																
4-Bromophenyl phenyl ether	2.0		ug/L	U	YES																
4-Chloro-3-methylphenol	2.0		ug/L	U	YES																
4-Chloroaniline	2.0		ug/L	U	YES																

* Overall result qualifier reflects summation of qualifiers added during automated data review and any qualifiers added manually for categories not assessed by automated data review

Sample Qualification Report with Reason Codes (All Results sorted by Client Sample ID)

Client Sample ID : FWGBKGmw-015C-0467-GW **Lab Report Batch :** A7G120309 **Lab ID :** STLCAN

Sample Date : 07/12/2007 **Analysis Type: RES** **Sample Matrix :** AQ

Lab Sample ID: A7G120309017

Reviewed By / Date : Heather Hedley 9/14/07 **Approved By / Date :**

Analyte Name	Result	Uncertainty / Error	Result Units	Lab Qual	Rep Res	Overall Qual*	Temp	HT	MB	LCS	MS	Lab Dup	Surr	Rep Limit	Moist Tot/Dis	Field QC	Tune	IC	ICV	CV / CCV	Reason Codes
Analysis Method : 8270C						**Dilution: 1**															
4-Chlorophenyl phenyl ether	2.0		ug/L	U	YES																
4-Methylphenol	1.0		ug/L	U	YES																
4-Nitroanaline	2.0		ug/L	U	YES																
4-Nitrophenol	5.0		ug/L	U	YES																
Acenaphthene	0.20		ug/L	U	YES																
Acenaphthylene	0.20		ug/L	U	YES																
Anthracene	0.20		ug/L	U	YES																
Benzo(a)anthracene	0.20		ug/L	U	YES																
Benzo(a)pyrene	0.20		ug/L	U	YES																
Benzo(b)fluoranthene	0.20		ug/L	U	YES																
BENZO(G,H,I)PERYLENE	0.20		ug/L	U	YES																
Benzo(k)fluoranthene	0.20		ug/L	U	YES																
Benzoic acid	10		ug/L	U	YES	R				R											J-
Benzyl alcohol	5.0		ug/L	U	YES																
bis(2-Chloroethoxy)methane	1.0		ug/L	U	YES																
bis(2-Chloroethyl) ether	1.0		ug/L	U	YES																
bis(2-Ethylhexyl) phthalate	10		ug/L	U	YES																
Butylbenzyl Phthalate	1.0		ug/L	U	YES																
Carbazole	1.0		ug/L	U	YES																
Chrysene	0.20		ug/L	U	YES																
dibenzo(a,h)anthracene	0.20		ug/L	U	YES																
Dibenzofuran	1.0		ug/L	U	YES																
Diethyl phthalate	1.0		ug/L	U	YES																
Dimethyl phthalate	1.0		ug/L	U	YES																
Di-n-butyl phthalate	1.0		ug/L	U	YES																
Di-n-octyl phthalate	1.0		ug/L	U	YES																
Fluoranthene	0.20		ug/L	U	YES																
Fluorene	0.20		ug/L	U	YES																
Hexachlorobenzene	0.20		ug/L	U	YES																
Hexachlorobutadiene	1.0		ug/L	U	YES																
Hexachlorocyclopentadiene	10		ug/L	U	YES	R				R											J-

* Overall result qualifier reflects summation of qualifiers added during automated data review and any qualifiers added manually for categories not assessed by automated data review

Sample Qualification Report with Reason Codes (All Results sorted by Client Sample ID)

Client Sample ID : FWGBKGmw-015C-0467-GW **Lab Report Batch :** A7G120309 **Lab ID :** STLCAN

Sample Date : 07/12/2007 **Analysis Type: RES** **Sample Matrix :** AQ

Lab Sample ID: A7G120309017

Reviewed By / Date : Heather Hedley 9/14/07 **Approved By / Date :**

Analyte Name	Result	Uncertainty / Error	Result Units	Lab Qual	Rep Res	Overall Qual*	Temp	HT	MB	LCS	MS	Lab Dup	Surr	Rep Limit	Moist Tot/Dis	Field QC	Tune	IC	ICV	CV / CCV	Reason Codes
Analysis Method : 8270C						**Dilution: 1**															
Hexachloroethane	1.0		ug/L	U	YES																
Indeno(1,2,3-cd)pyrene	0.20		ug/L	U	YES																
Isophorone	1.0		ug/L	U	YES																
Naphthalene	0.20		ug/L	U	YES																
Nitrobenzene	1.0		ug/L	U	YES																
N-nitroso-di-n-propylamine	1.0		ug/L	U	YES																
N-Nitrosodiphenylamine	1.0		ug/L	U	YES																
Pentachlorophenol	5.0		ug/L	U	YES																
Phenanthrene	0.20		ug/L	U	YES																
Phenol	1.0		ug/L	U	YES																
Pyrene	0.20		ug/L	U	YES																
Analysis Method : 9012A						**Dilution: 1**															
Cyanide	0.010		mg/L	U	YES	UJ					UJ										H
Analysis Method : SW8330 Modified						**Dilution: 1**															
Nitroguanidine	20		ug/L	U	YES																

* Overall result qualifier reflects summation of qualifiers added during automated data review and any qualifiers added manually for categories not assessed by automated data review

Sample Qualification Report with Reason Codes (All Results sorted by Client Sample ID)

Client Sample ID : FWGBKGmw-016C-0468-GF **Lab Report Batch :** A7G120309 **Lab ID :** STLCAN

Sample Date : 07/12/2007 **Analysis Type: RES/TOT** **Sample Matrix :** AQ

Lab Sample ID: A7G120309004

Reviewed By / Date : H medley 9/14/2007 **Approved By / Date :**

Analyte Name	Result	Uncertainty / Error	Result Units	Lab Qual	Rep Res	Overall Qual*	Temp	HT	MB	LCS	MS	Lab Dup	Surr	Rep Limit	Moist Tot/Dis	Field QC	Tune	IC	ICV	CV / CCV	Reason Codes
Analysis Method : 6010B						**Dilution: 1**															
Arsenic	5.0		ug/L	U	YES																
Barium	14.1		ug/L		YES																
Calcium	9980		ug/L		YES																
Chromium	5.0		ug/L	U	YES																
Cobalt	5.0		ug/L	U	YES																
Copper	5.0		ug/L	U	YES																
Lead	3.0		ug/L	U	YES																
Magnesium	4090		ug/L		YES																
Manganese	9.2		ug/L	B	YES	J								J							L
Nickel	3.5		ug/L	B	YES	J						J		J							L
Potassium	603		ug/L	B J	YES	J								J							L
Selenium	5.0		ug/L	U	YES																
Silver	5.0		ug/L	U	YES																
Sodium	2680		ug/L		YES																
Vanadium	10.0		ug/L	U	YES																
Analysis Method : 6020						**Dilution: 1**															
Aluminum	14.8		ug/L	B	YES	BJ						J		J		FB					L, N, SJ
Antimony	2.0		ug/L	U	YES																
Beryllium	1.0		ug/L	U	YES																
Cadmium	0.50		ug/L	U	YES																
Iron	85.2		ug/L		YES	BJ										FB					N, SJ
Thallium	1.0		ug/L	U	YES																
Zinc	3.6		ug/L	B J	YES	J						J		J							L
Analysis Method : 7470A						**Dilution: 1**															
Mercury	0.20		ug/L	U	YES																

* Overall result qualifier reflects summation of qualifiers added during automated data review and any qualifiers added manually for categories not assessed by automated data review

Sample Qualification Report with Reason Codes (All Results sorted by Client Sample ID)

Client Sample ID : FWGBKGmw-016C-0468-GW **Lab Report Batch :** A7G120309 **Lab ID :** STLCAN

Sample Date : 07/12/2007 **Analysis Type: DL** **Sample Matrix :** AQ

Lab Sample ID: A7G120309003

Reviewed By / Date : Heather McCoy 9/14/07 **Approved By / Date :**

Analyte Name	Result	Uncertainty / Error	Result Units	Lab Qual	Rep Res	Overall Qual*	Temp	HT	MB	LCS	MS	Lab Dup	Surr	Rep Limit	Moist Tot/Dis	Field QC	Tune	IC	ICV	CV / CCV	Reason Codes
Analysis Method : 8330						**Dilution: 1.12**															
1,3,5-Trinitrobenzene	0.11		ug/L	U	YES																
1,3-Dinitrobenzene	0.11		ug/L	U	YES																
2,4,6-TNT	0.11		ug/L	U	YES																
2,4-Dinitrotoluene	0.11		ug/L	U	YES																
2,6-Dinitrotoluene	0.11		ug/L	U	YES																
2-Amino-4,6-dinitrotoluene	0.11		ug/L	U	YES																
2-Nitrotoluene	0.56		ug/L	U	YES																
3-Nitrotoluene	0.56		ug/L	U	YES																
4-Amino-2,6-Dinitrotoluene	0.11		ug/L	U	YES																
4-Nitrotoluene	0.56		ug/L	U	YES																
HMX	0.11		ug/L	U	YES																
Nitrobenzene	0.11		ug/L	U	YES																
NITROGLYCERINE	0.73		ug/L	U	YES																
Pentaerythritol Tetranitrate (PETN)	0.73		ug/L	U	YES																
RDX	0.11		ug/L	U	YES																
TETRYL	0.11		ug/L	U	YES																

* Overall result qualifier reflects summation of qualifiers added during automated data review and any qualifiers added manually for categories not assessed by automated data review

Sample Qualification Report with Reason Codes (All Results sorted by Client Sample ID)

Client Sample ID : FWGBKGmw-016C-0468-GW **Lab Report Batch :** A7G120309 **Lab ID :** STLCAN

Sample Date : 07/12/2007 **Analysis Type: RE** **Sample Matrix :** AQ

Lab Sample ID: A7G120309003

Reviewed By / Date : Heather Medley 9/14/07 **Approved By / Date :**

Analyte Name	Result	Uncertainty / Error	Result Units	Lab Qual	Rep Res	Overall Qual*	Temp	HT	MB	LCS	MS	Lab Dup	Surr	Rep Limit	Moist Tot/Dis	Field QC	Tune	IC	ICV	CV / CCV	Reason Codes
Analysis Method : 353.2 Modified						**Dilution: 1**															
Nitrocellulose	0.50		mg/L	U	YES																

* Overall result qualifier reflects summation of qualifiers added during automated data review and any qualifiers added manually for categories not assessed by automated data review

Sample Qualification Report with Reason Codes (All Results sorted by Client Sample ID)

Client Sample ID : FWGBKGmw-016C-0468-GW **Lab Report Batch :** A7G120309 **Lab ID :** STLCAN

Sample Date : 07/12/2007 **Analysis Type: RES** **Sample Matrix :** AQ

Lab Sample ID: A7G120309003

Reviewed By / Date : H medley 9/14/2007 **Approved By / Date :**

Analyte Name	Result	Uncertainty / Error	Result Units	Lab Qual	Rep Res	Overall Qual*	Temp	HT	MB	LCS	MS	Lab Dup	Surr	Rep Limit	Moist Tot/Dis	Field QC	Tune	IC	ICV	CV / CCV	Reason Codes
Analysis Method : 8081A						**Dilution: 1**															
4,4'-DDD	0.030		ug/L	U	YES																
4,4'-DDE	0.030		ug/L	U	YES																
4,4'-DDT	0.030		ug/L	U	YES																
Aldrin	0.030		ug/L	U	YES																
alpha-BHC	0.030		ug/L	U	YES																
alpha-Chordane	0.030		ug/L	U	YES																
beta-BHC	0.030		ug/L	U	YES																
delta-BHC	0.030		ug/L	U	YES																
Dieldrin	0.030		ug/L	U	YES																
Endosulfan I	0.025		ug/L	U	YES	UJ				UJ											J-
Endosulfan II	0.025		ug/L	U	YES																
Endosulfan sulfate	0.030		ug/L	U	YES																
Endrin	0.030		ug/L	U	YES																
Endrin aldehyde	0.030		ug/L	U	YES																
Endrin ketone	0.030		ug/L	U	YES																
gamma-BHC	0.030		ug/L	U	YES																
gamma-Chlordane	0.030		ug/L	U	YES																
Heptachlor	0.030		ug/L	U	YES																
Heptachlor epoxide	0.030		ug/L	U	YES																
Methoxychlor	0.10		ug/L	U	YES																
Toxaphene	2.0		ug/L	U	YES	R														R	W-
Analysis Method : 8082						**Dilution: 1**															
Aroclor 1016	0.50		ug/L	U	YES																
Aroclor 1221	0.50		ug/L	U	YES																
Aroclor 1232	0.50		ug/L	U	YES																
Aroclor 1242	0.50		ug/L	U	YES																
Aroclor 1248	0.50		ug/L	U	YES																
Aroclor 1254	0.50		ug/L	U	YES																
Aroclor 1260	0.50		ug/L	U	YES																
Analysis Method : 8260B						**Dilution: 1**															
1,1,1-Trichloroethane	1.0		ug/L	U	YES																
1,1,2,2-Tetrachloroethane	1.0		ug/L	U	YES																

* Overall result qualifier reflects summation of qualifiers added during automated data review and any qualifiers added manually for categories not assessed by automated data review

Sample Qualification Report with Reason Codes (All Results sorted by Client Sample ID)

Client Sample ID : FWGBKGmw-016C-0468-GW **Lab Report Batch :** A7G120309 **Lab ID :** STLCAN

Sample Date : 07/12/2007 **Analysis Type: RES** **Sample Matrix :** AQ

Lab Sample ID: A7G120309003

Reviewed By / Date : Heather Reilley 9/14/07 **Approved By / Date :**

Analyte Name	Result	Uncertainty / Error	Result Units	Lab Qual	Rep Res	Overall Qual*	Temp	HT	MB	LCS	MS	Lab Dup	Surr	Rep Limit	Moist Tot/Dis	Field QC	Tune	IC	ICV	CV / CCV	Reason Codes
Analysis Method : 8260B						**Dilution: 1**															
1,1,2-Trichloroethane	1.0		ug/L	U	YES																
1,1-Dichloroethane	1.0		ug/L	U	YES																
1,1-Dichloroethene	1.0		ug/L	U	YES																
1,2-Dibromoethane	1.0		ug/L	U	YES																
1,2-Dichloroethane	1.0		ug/L	U	YES																
1,2-Dichloroethene (total)	1.0		ug/L	U	YES																
1,2-Dichloropropane	1.0		ug/L	U	YES																
2-Butanone	10		ug/L	U	YES																
2-Hexanone	10		ug/L	U	YES																
4-Methyl-2-pentanone	10		ug/L	U	YES																
Acetone	10		ug/L	U	YES	R					UJ									R	H-,W-
Benzene	1.0		ug/L	U	YES																
Bromochloromethane	1.0		ug/L	U	YES																
Bromodichloromethane	1.0		ug/L	U	YES																
Bromoform	1.0		ug/L	U	YES																
Bromomethane	1.0		ug/L	U	YES																
Carbon disulfide	1.0		ug/L	U	YES																
Carbon tetrachloride	1.0		ug/L	U	YES																
Chlorobenzene	1.0		ug/L	U	YES																
Chloroethane	1.0		ug/L	U	YES																
Chloroform	1.0		ug/L	U	YES																
Chloromethane	1.0		ug/L	U	YES																
cis-1,2-Dichloroethene	1.0		ug/L	U	YES																
cis-1,3-Dichloropropene	1.0		ug/L	U	YES																
Dibromochloromethane	1.0		ug/L	U	YES																
Ethylbenzene	1.0		ug/L	U	YES																
M&P-XYLENES	2.0		ug/L	U	YES																
Methylene chloride	2.0		ug/L	U	YES	None															
o-Xylene	1.0		ug/L	U	YES																
Styrene	1.0		ug/L	U	YES																
Tetrachloroethene	1.0		ug/L	U	YES																

* Overall result qualifier reflects summation of qualifiers added during automated data review and any qualifiers added manually for categories not assessed by automated data review

Sample Qualification Report with Reason Codes (All Results sorted by Client Sample ID)

Client Sample ID : FWGBKGmw-016C-0468-GW **Lab Report Batch :** A7G120309 **Lab ID :** STLCAN

Sample Date : 07/12/2007 **Analysis Type: RES** **Sample Matrix :** AQ

Lab Sample ID: A7G120309003

Reviewed By / Date : Heather McCloy 9/14/07 **Approved By / Date :**

Analyte Name	Result	Uncertainty / Error	Result Units	Lab Qual	Rep Res	Overall Qual*	Temp	HT	MB	LCS	MS	Lab Dup	Surr	Rep Limit	Moist Tot/Dis	Field QC	Tune	IC	ICV	CV / CCV	Reason Codes
Analysis Method : 8260B						**Dilution: 1**															
Toluene	1.0		ug/L	U	YES																
TOTAL XYLENES	2.0		ug/L	U	YES																
trans-1,2-Dichloroethene	1.0		ug/L	U	YES																
trans-1,3-Dichloropropene	1.0		ug/L	U	YES																
Trichloroethene	1.0		ug/L	U	YES																
Vinyl chloride	1.0		ug/L	U	YES																
Analysis Method : 8270C						**Dilution: 1**															
1,2,4-Trichlorobenzene	1.0		ug/L	U	YES																
1,2-Dichlorobenzene	1.0		ug/L	U	YES																
1,3-Dichlorobenzene	1.0		ug/L	U	YES																
1,4-Dichlorobenzene	1.0		ug/L	U	YES																
2,2-OXYBIS (1-CHLOROPROPANE)	1.0		ug/L	U	YES																
2,4,5-Trichlorophenol	5.0		ug/L	U	YES																
2,4,6-Trichlorophenol	5.0		ug/L	U	YES																
2,4-Dichlorophenol	2.0		ug/L	U	YES																
2,4-Dimethylphenol	2.0		ug/L	U	YES																
2,4-Dinitrophenol	5.0		ug/L	U	YES																
2,4-Dinitrotoluene	5.0		ug/L	U	YES																
2,6-Dinitrotoluene	5.0		ug/L	U	YES																
2-Chloronaphthalene	1.0		ug/L	U	YES																
2-Chlorophenol	1.0		ug/L	U	YES																
2-Methylnaphthalene	0.20		ug/L	U	YES																
2-Methylphenol	1.0		ug/L	U	YES																
2-Nitroaniline	2.0		ug/L	U	YES																
2-Nitrophenol	2.0		ug/L	U	YES																
3,3'-Dichlorobenzidine	5.0		ug/L	U	YES																
3-Nitroaniline	2.0		ug/L	U	YES																
4,6-Dinitro-2-methylphenol	5.0		ug/L	U	YES																
4-Bromophenyl phenyl ether	2.0		ug/L	U	YES																
4-Chloro-3-methylphenol	2.0		ug/L	U	YES																
4-Chloroaniline	2.0		ug/L	U	YES																

* Overall result qualifier reflects summation of qualifiers added during automated data review and any qualifiers added manually for categories not assessed by automated data review

Sample Qualification Report with Reason Codes (All Results sorted by Client Sample ID)

Client Sample ID : FWGBKGmw-016C-0468-GW **Lab Report Batch :** A7G120309 **Lab ID :** STLCAN

Sample Date : 07/12/2007 **Analysis Type: RES** **Sample Matrix :** AQ

Lab Sample ID: A7G120309003

Reviewed By / Date : Heather Noble 9/14/07 **Approved By / Date :**

Analyte Name	Result	Uncertainty / Error	Result Units	Lab Qual	Rep Res	Overall Qual*	Temp	HT	MB	LCS	MS	Lab Dup	Surr	Rep Limit	Moist Tot/Dis	Field QC	Tune	IC	ICV	CV / CCV	Reason Codes
Analysis Method : 8270C						**Dilution: 1**															
4-Chlorophenyl phenyl ether	2.0		ug/L	U	YES																
4-Methylphenol	1.0		ug/L	U	YES																
4-Nitroanaline	2.0		ug/L	U	YES																
4-Nitrophenol	5.0		ug/L	U	YES																
Acenaphthene	0.20		ug/L	U	YES																
Acenaphthylene	0.20		ug/L	U	YES																
Anthracene	0.20		ug/L	U	YES																
Benzo(a)anthracene	0.20		ug/L	U	YES																
Benzo(a)pyrene	0.20		ug/L	U	YES																
Benzo(b)fluoranthene	0.20		ug/L	U	YES																
BENZO(G,H,I)PERYLENE	0.20		ug/L	U	YES																
Benzo(k)fluoranthene	0.20		ug/L	U	YES																
Benzoic acid	10		ug/L	U	YES	R				R											J-
Benzyl alcohol	5.0		ug/L	U	YES																
bis(2-Chloroethoxy)methane	1.0		ug/L	U	YES																
bis(2-Chloroethyl) ether	1.0		ug/L	U	YES																
bis(2-Ethylhexyl) phthalate	10		ug/L	U	YES																
Butylbenzyl Phthalate	1.0		ug/L	U	YES																
Carbazole	1.0		ug/L	U	YES																
Chrysene	0.20		ug/L	U	YES																
dibenzo(a,h)anthracene	0.20		ug/L	U	YES																
Dibenzofuran	1.0		ug/L	U	YES																
Diethyl phthalate	1.0		ug/L	U	YES																
Dimethyl phthalate	1.0		ug/L	U	YES																
Di-n-butyl phthalate	1.0		ug/L	U	YES																
Di-n-octyl phthalate	1.0		ug/L	U	YES																
Fluoranthene	0.20		ug/L	U	YES																
Fluorene	0.20		ug/L	U	YES																
Hexachlorobenzene	0.20		ug/L	U	YES																
Hexachlorobutadiene	1.0		ug/L	U	YES																
Hexachlorocyclopentadiene	10		ug/L	U	YES	R				R											J-

* Overall result qualifier reflects summation of qualifiers added during automated data review and any qualifiers added manually for categories not assessed by automated data review

Sample Qualification Report with Reason Codes (All Results sorted by Client Sample ID)

Client Sample ID : FWGBKGmw-016C-0468-GW **Lab Report Batch :** A7G120309 **Lab ID :** STLCAN

Sample Date : 07/12/2007 **Analysis Type: RES** **Sample Matrix :** AQ

Lab Sample ID: A7G120309003

Reviewed By / Date : Heather McCloy 9/14/07 **Approved By / Date :**

Analyte Name	Result	Uncertainty / Error	Result Units	Lab Qual	Rep Res	Overall Qual*	Temp	HT	MB	LCS	MS	Lab Dup	Surr	Rep Limit	Moist Tot/Dis	Field QC	Tune	IC	ICV	CV / CCV	Reason Codes
Analysis Method : 8270C						**Dilution: 1**															
Hexachloroethane	1.0		ug/L	U	YES																
Indeno(1,2,3-cd)pyrene	0.20		ug/L	U	YES																
Isophorone	1.0		ug/L	U	YES																
Naphthalene	0.20		ug/L	U	YES																
Nitrobenzene	1.0		ug/L	U	YES																
N-nitroso-di-n-propylamine	1.0		ug/L	U	YES																
N-Nitrosodiphenylamine	1.0		ug/L	U	YES																
Pentachlorophenol	5.0		ug/L	U	YES																
Phenanthrene	0.20		ug/L	U	YES																
Phenol	1.0		ug/L	U	YES																
Pyrene	0.20		ug/L	U	YES																
Analysis Method : 9012A						**Dilution: 1**															
Cyanide	0.010		mg/L	U	YES	UJ					UJ										H
Analysis Method : SW8330 Modified						**Dilution: 1**															
Nitroguanidine	20		ug/L	U	YES																

* Overall result qualifier reflects summation of qualifiers added during automated data review and any qualifiers added manually for categories not assessed by automated data review

Sample Qualification Report with Reason Codes (All Results sorted by Client Sample ID)

Client Sample ID : FWGBKGmw-017C-0469-GF **Lab Report Batch :** A7G120309 **Lab ID :** STLCAN

Sample Date : 07/12/2007 **Analysis Type: RES/TOT** **Sample Matrix :** AQ

Lab Sample ID: A7G120309002

Reviewed By / Date : H medley 9/14/2007 **Approved By / Date :**

Analyte Name	Result	Uncertainty / Error	Result Units	Lab Qual	Rep Res	Overall Qual*	Temp	HT	MB	LCS	MS	Lab Dup	Surr	Rep Limit	Moist Tot/Dis	Field QC	Tune	IC	ICV	CV / CCV	Reason Codes
Analysis Method : 6010B						**Dilution: 1**															
Arsenic	17.1		ug/L		YES																
Barium	38.8		ug/L		YES																
Calcium	98300		ug/L		YES																
Chromium	5.0		ug/L	U	YES																
Cobalt	5.0		ug/L	U	YES																
Copper	5.0		ug/L	U	YES																
Lead	3.0		ug/L	U	YES																
Magnesium	41800		ug/L		YES																
Manganese	190		ug/L		YES																
Nickel	10.0		ug/L	U	YES																
Potassium	2560		ug/L	J E	YES	J															BJ
Selenium	5.0		ug/L	U	YES																
Silver	5.0		ug/L	U	YES																
Sodium	20800		ug/L		YES																
Vanadium	10.0		ug/L	U	YES																
Analysis Method : 6020						**Dilution: 1**															
Aluminum	50.0		ug/L	U	YES	None															
Antimony	0.18		ug/L	B	YES	J						J		J							L,
Beryllium	1.0		ug/L	U	YES																
Cadmium	0.50		ug/L	U	YES																
Iron	1420		ug/L		YES	BJ										UB					N, BJ
Thallium	1.0		ug/L	U	YES																
Zinc	10.0		ug/L	U	YES																
Analysis Method : 7470A						**Dilution: 1**															
Mercury	0.20		ug/L	U	YES																

* Overall result qualifier reflects summation of qualifiers added during automated data review and any qualifiers added manually for categories not assessed by automated data review

Sample Qualification Report with Reason Codes (All Results sorted by Client Sample ID)

Client Sample ID : FWGBKGmw-017C-0469-GW **Lab Report Batch :** A7G120309 **Lab ID :** STLCAN

Sample Date : 07/12/2007 **Analysis Type: DL** **Sample Matrix :** AQ

Lab Sample ID: A7G120309001

Reviewed By / Date : Heather McCoy 9/14/07 **Approved By / Date :**

Analyte Name	Result	Uncertainty / Error	Result Units	Lab Qual	Rep Res	Overall Qual*	Temp	HT	MB	LCS	MS	Lab Dup	Surr	Rep Limit	Moist Tot/Dis	Field QC	Tune	IC	ICV	CV / CCV	Reason Codes
Analysis Method : 8330						**Dilution: 1.03**															
1,3,5-Trinitrobenzene	0.10		ug/L	U	YES																
1,3-Dinitrobenzene	0.10		ug/L	U	YES																
2,4,6-TNT	0.10		ug/L	U	YES																
2,4-Dinitrotoluene	0.10		ug/L	U	YES																
2,6-Dinitrotoluene	0.10		ug/L	U	YES																
2-Amino-4,6-dinitrotoluene	0.10		ug/L	U	YES																
2-Nitrotoluene	0.52		ug/L	U	YES																
3-Nitrotoluene	0.52		ug/L	U	YES																
4-Amino-2,6-Dinitrotoluene	0.10		ug/L	U	YES																
4-Nitrotoluene	0.52		ug/L	U	YES																
HMX	0.10		ug/L	U	YES																
Nitrobenzene	0.10		ug/L	U	YES																
NITROGLYCERINE	0.67		ug/L	U	YES																
Pentaerythritol Tetranitrate (PETN)	0.67		ug/L	U	YES																
RDX	0.10		ug/L	U	YES																
TETRYL	0.10		ug/L	U	YES																

* Overall result qualifier reflects summation of qualifiers added during automated data review and any qualifiers added manually for categories not assessed by automated data review

Sample Qualification Report with Reason Codes (All Results sorted by Client Sample ID)

Client Sample ID : FWGBKGmw-017C-0469-GW **Lab Report Batch :** A7G120309 **Lab ID :** STLCAN

Sample Date : 07/12/2007 **Analysis Type: RE** **Sample Matrix :** AQ

Lab Sample ID: A7G120309001

Reviewed By / Date : Heather McCoy 9/14/07 **Approved By / Date :**

Analyte Name	Result	Uncertainty / Error	Result Units	Lab Qual	Rep Res	Overall Qual*	Temp	HT	MB	LCS	MS	Lab Dup	Surr	Rep Limit	Moist Tot/Dis	Field QC	Tune	IC	ICV	CV / CCV	Reason Codes
Analysis Method : 353.2 Modified						**Dilution: 1**															
Nitrocellulose	0.18		mg/L	B	YES	J								J							L

* Overall result qualifier reflects summation of qualifiers added during automated data review and any qualifiers added manually for categories not assessed by automated data review

Sample Qualification Report with Reason Codes (All Results sorted by Client Sample ID)

Client Sample ID : FWGBKGmw-017C-0469-GW **Lab Report Batch :** A7G120309 **Lab ID :** STLCAN

Sample Date : 07/12/2007 **Analysis Type: RES** **Sample Matrix :** AQ

Lab Sample ID: A7G120309001

Reviewed By / Date : H medley 9/14/2007 **Approved By / Date :**

Analyte Name	Result	Uncertainty / Error	Result Units	Lab Qual	Rep Res	Overall Qual*	Temp	HT	MB	LCS	MS	Lab Dup	Surr	Rep Limit	Moist Tot/Dis	Field QC	Tune	IC	ICV	CV / CCV	Reason Codes
Analysis Method : 8081A						**Dilution: 1**															
4,4'-DDD	0.030		ug/L	U	YES																
4,4'-DDE	0.030		ug/L	U	YES																
4,4'-DDT	0.030		ug/L	U	YES																
Aldrin	0.030		ug/L	U	YES																
alpha-BHC	0.030		ug/L	U	YES																
alpha-Chordane	0.030		ug/L	U	YES																
beta-BHC	0.030		ug/L	U	YES																
delta-BHC	0.030		ug/L	U	YES																
Dieldrin	0.030		ug/L	U	YES																
Endosulfan I	0.025		ug/L	U	YES	UJ				UJ											J-
Endosulfan II	0.025		ug/L	U	YES																
Endosulfan sulfate	0.030		ug/L	U	YES																
Endrin	0.030		ug/L	U	YES																
Endrin aldehyde	0.030		ug/L	U	YES																
Endrin ketone	0.030		ug/L	U	YES																
gamma-BHC	0.030		ug/L	U	YES																
gamma-Chlordane	0.030		ug/L	U	YES																
Heptachlor	0.030		ug/L	U	YES																
Heptachlor epoxide	0.030		ug/L	U	YES																
Methoxychlor	0.10		ug/L	U	YES																
Toxaphene	2.0		ug/L	U	YES	R														R	W-
Analysis Method : 8082						**Dilution: 1**															
Aroclor 1016	0.50		ug/L	U	YES	UJ							UJ								G-
Aroclor 1221	0.50		ug/L	U	YES	UJ							UJ								G-
Aroclor 1232	0.50		ug/L	U	YES	UJ							UJ								G-
Aroclor 1242	0.50		ug/L	U	YES	UJ							UJ								G-
Aroclor 1248	0.50		ug/L	U	YES	UJ							UJ								G-
Aroclor 1254	0.50		ug/L	U	YES	UJ							UJ								G-
Aroclor 1260	0.50		ug/L	U	YES	UJ							UJ								G-
Analysis Method : 8260B						**Dilution: 1**															
1,1,1-Trichloroethane	1.0		ug/L	U	YES																
1,1,2,2-Tetrachloroethane	1.0		ug/L	U	YES																

* Overall result qualifier reflects summation of qualifiers added during automated data review and any qualifiers added manually for categories not assessed by automated data review

Sample Qualification Report with Reason Codes (All Results sorted by Client Sample ID)

Client Sample ID : FWGBKGmw-017C-0469-GW **Lab Report Batch :** A7G120309 **Lab ID :** STLCAN

Sample Date : 07/12/2007 **Analysis Type: RES** **Sample Matrix :** AQ

Lab Sample ID: A7G120309001

Reviewed By / Date : Heather Medley 9/14/07 **Approved By / Date :**

Analyte Name	Result	Uncertainty / Error	Result Units	Lab Qual	Rep Res	Overall Qual*	Temp	HT	MB	LCS	MS	Lab Dup	Surr	Rep Limit	Moist Tot/Dis	Field QC	Tune	IC	ICV	CV / CCV	Reason Codes
Analysis Method : 8260B						**Dilution: 1**															
1,1,2-Trichloroethane	1.0		ug/L	U	YES																
1,1-Dichloroethane	1.0		ug/L	U	YES																
1,1-Dichloroethene	1.0		ug/L	U	YES																
1,2-Dibromoethane	1.0		ug/L	U	YES																
1,2-Dichloroethane	1.0		ug/L	U	YES																
1,2-Dichloroethene (total)	1.0		ug/L	U	YES																
1,2-Dichloropropane	1.0		ug/L	U	YES																
2-Butanone	10		ug/L	U	YES																
2-Hexanone	10		ug/L	U	YES																
4-Methyl-2-pentanone	10		ug/L	U	YES																
Acetone	10		ug/L	U	YES	R					UJ									R	H-,W-
Benzene	1.0		ug/L	U	YES																
Bromochloromethane	1.0		ug/L	U	YES																
Bromodichloromethane	1.0		ug/L	U	YES																
Bromoform	1.0		ug/L	U	YES																
Bromomethane	1.0		ug/L	U	YES																
Carbon disulfide	1.0		ug/L	U	YES																
Carbon tetrachloride	1.0		ug/L	U	YES																
Chlorobenzene	1.0		ug/L	U	YES																
Chloroethane	1.0		ug/L	U	YES																
Chloroform	1.0		ug/L	U	YES																
Chloromethane	1.0		ug/L	U	YES																
cis-1,2-Dichloroethene	1.0		ug/L	U	YES																
cis-1,3-Dichloropropene	1.0		ug/L	U	YES																
Dibromochloromethane	1.0		ug/L	U	YES																
Ethylbenzene	1.0		ug/L	U	YES																
M&P-XYLENES	2.0		ug/L	U	YES																
Methylene chloride	2.0		ug/L	U	YES	None															
o-Xylene	1.0		ug/L	U	YES																
Styrene	1.0		ug/L	U	YES																
Tetrachloroethene	1.0		ug/L	U	YES																

* Overall result qualifier reflects summation of qualifiers added during automated data review and any qualifiers added manually for categories not assessed by automated data review

Sample Qualification Report with Reason Codes (All Results sorted by Client Sample ID)

Client Sample ID : FWGBKGmw-017C-0469-GW **Lab Report Batch :** A7G120309 **Lab ID :** STLCAN

Sample Date : 07/12/2007 **Analysis Type: RES** **Sample Matrix :** AQ

Lab Sample ID: A7G120309001

Reviewed By / Date : Heather Melley 9/14/07 **Approved By / Date :**

Analyte Name	Result	Uncertainty / Error	Result Units	Lab Qual	Rep Res	Overall Qual*	Temp	HT	MB	LCS	MS	Lab Dup	Surr	Rep Limit	Moist Tot/Dis	Field QC	Tune	IC	ICV	CV / CCV	Reason Codes
Analysis Method : 8260B						**Dilution: 1**															
Toluene	1.0		ug/L	U	YES																
TOTAL XYLENES	2.0		ug/L	U	YES																
trans-1,2-Dichloroethene	1.0		ug/L	U	YES																
trans-1,3-Dichloropropene	1.0		ug/L	U	YES																
Trichloroethene	1.0		ug/L	U	YES																
Vinyl chloride	1.0		ug/L	U	YES																
Analysis Method : 8270C						**Dilution: 1**															
1,2,4-Trichlorobenzene	1.0		ug/L	U	YES																
1,2-Dichlorobenzene	1.0		ug/L	U	YES																
1,3-Dichlorobenzene	1.0		ug/L	U	YES																
1,4-Dichlorobenzene	1.0		ug/L	U	YES																
2,2-OXYBIS (1-CHLOROPROPANE)	1.0		ug/L	U	YES																
2,4,5-Trichlorophenol	5.0		ug/L	U	YES	UJ							UJ								G-
2,4,6-Trichlorophenol	5.0		ug/L	U	YES	UJ							UJ								G-
2,4-Dichlorophenol	2.0		ug/L	U	YES	UJ							UJ								G-
2,4-Dimethylphenol	2.0		ug/L	U	YES	UJ							UJ								G-
2,4-Dinitrophenol	5.0		ug/L	U	YES	UJ							UJ								G-
2,4-Dinitrotoluene	5.0		ug/L	U	YES																
2,6-Dinitrotoluene	5.0		ug/L	U	YES																
2-Chloronaphthalene	1.0		ug/L	U	YES																
2-Chlorophenol	1.0		ug/L	U	YES	UJ							UJ								G-
2-Methylnaphthalene	0.20		ug/L	U	YES																
2-Methylphenol	1.0		ug/L	U	YES	UJ							UJ								G-
2-Nitroaniline	2.0		ug/L	U	YES																
2-Nitrophenol	2.0		ug/L	U	YES	UJ							UJ								G-
3,3'-Dichlorobenzidine	5.0		ug/L	U	YES																
3-Nitroaniline	2.0		ug/L	U	YES																
4,6-Dinitro-2-methylphenol	5.0		ug/L	U	YES	UJ							UJ								G-
4-Bromophenyl phenyl ether	2.0		ug/L	U	YES																
4-Chloro-3-methylphenol	2.0		ug/L	U	YES	UJ							UJ								G-
4-Chloroaniline	2.0		ug/L	U	YES																

* Overall result qualifier reflects summation of qualifiers added during automated data review and any qualifiers added manually for categories not assessed by automated data review

Sample Qualification Report with Reason Codes (All Results sorted by Client Sample ID)

Client Sample ID : FWGBKGmw-017C-0469-GW **Lab Report Batch :** A7G120309 **Lab ID :** STLCAN

Sample Date : 07/12/2007 **Analysis Type: RES** **Sample Matrix :** AQ

Lab Sample ID: A7G120309001

Reviewed By / Date : Heather Mallay 9/14/07 **Approved By / Date :**

Analyte Name	Result	Uncertainty / Error	Result Units	Lab Qual	Rep Res	Overall Qual*	Temp	HT	MB	LCS	MS	Lab Dup	Surr	Rep Limit	Moist Tot/Dis	Field QC	Tune	IC	ICV	CV / CCV	Reason Codes
Analysis Method : 8270C						**Dilution: 1**															
4-Chlorophenyl phenyl ether	2.0		ug/L	U	YES																
4-Methylphenol	1.0		ug/L	U	YES	UJ							UJ								G-
4-Nitroanaline	2.0		ug/L	U	YES																
4-Nitrophenol	5.0		ug/L	U	YES	UJ							UJ								G-
Acenaphthene	0.20		ug/L	U	YES																
Acenaphthylene	0.20		ug/L	U	YES																
Anthracene	0.20		ug/L	U	YES																
Benzo(a)anthracene	0.20		ug/L	U	YES																
Benzo(a)pyrene	0.20		ug/L	U	YES																
Benzo(b)fluoranthene	0.20		ug/L	U	YES																
BENZO(G,H,I)PERYLENE	0.20		ug/L	U	YES																
Benzo(k)fluoranthene	0.20		ug/L	U	YES																
Benzoic acid	10		ug/L	U	YES	R				R	UJ		UJ								G-,J-,H-
Benzyl alcohol	5.0		ug/L	U	YES	UJ							UJ								G-
bis(2-Chloroethoxy)methane	1.0		ug/L	U	YES																
bis(2-Chloroethyl) ether	1.0		ug/L	U	YES																
bis(2-Ethylhexyl) phthalate	1.3		ug/L	J	YES	J								J							L
Butylbenzyl Phthalate	1.0		ug/L	U	YES																
Carbazole	1.0		ug/L	U	YES																
Chrysene	0.20		ug/L	U	YES																
dibenzo(a,h)anthracene	0.20		ug/L	U	YES																
Dibenzofuran	1.0		ug/L	U	YES																
Diethyl phthalate	1.0		ug/L	U	YES																
Dimethyl phthalate	1.0		ug/L	U	YES																
Di-n-butyl phthalate	1.0		ug/L	U	YES																
Di-n-octyl phthalate	1.0		ug/L	U	YES																
Fluoranthene	0.20		ug/L	U	YES																
Fluorene	0.20		ug/L	U	YES																
Hexachlorobenzene	0.20		ug/L	U	YES																
Hexachlorobutadiene	1.0		ug/L	U	YES																
Hexachlorocyclopentadiene	10		ug/L	U	YES	R				R	UJ										H-,J-

* Overall result qualifier reflects summation of qualifiers added during automated data review and any qualifiers added manually for categories not assessed by automated data review

Sample Qualification Report with Reason Codes (All Results sorted by Client Sample ID)

Client Sample ID : FWGBKGmw-017C-0469-GW **Lab Report Batch :** A7G120309 **Lab ID :** STLCAN

Sample Date : 07/12/2007 **Analysis Type: RES** **Sample Matrix :** AQ

Lab Sample ID: A7G120309001

Reviewed By / Date : Deanna Nelley 9/14/07 **Approved By / Date :**

Analyte Name	Result	Uncertainty / Error	Result Units	Lab Qual	Rep Res	Overall Qual*	Temp	HT	MB	LCS	MS	Lab Dup	Surr	Rep Limit	Moist Tot/Dis	Field QC	Tune	IC	ICV	CV / CCV	Reason Codes
Analysis Method : 8270C						**Dilution: 1**															
Hexachloroethane	1.0		ug/L	U	YES																
Indeno(1,2,3-cd)pyrene	0.20		ug/L	U	YES																
Isophorone	1.0		ug/L	U	YES																
Naphthalene	0.20		ug/L	U	YES																
Nitrobenzene	1.0		ug/L	U	YES																
N-nitroso-di-n-propylamine	1.0		ug/L	U	YES																
N-Nitrosodiphenylamine	1.0		ug/L	U	YES																
Pentachlorophenol	5.0		ug/L	U	YES	UJ							UJ								G-
Phenanthrene	0.20		ug/L	U	YES																
Phenol	1.0		ug/L	U	YES	UJ							UJ								G-
Pyrene	0.20		ug/L	U	YES																
Analysis Method : 9012A						**Dilution: 1**															
Cyanide	0.010		mg/L	U	YES	~~UJ~~					~~UJ~~										~~H~~
Analysis Method : SW8330 Modified						**Dilution: 1**															
Nitroguanidine	20		ug/L	U	YES																

* Overall result qualifier reflects summation of qualifiers added during automated data review and any qualifiers added manually for categories not assessed by automated data review

Sample Qualification Report with Reason Codes (All Results sorted by Client Sample ID)

Client Sample ID : FWGBKGmw-018C-0470-GF **Lab Report Batch :** A7G120309 **Lab ID :** STLCAN

Sample Date : 07/12/2007 **Analysis Type: RES/TOT** **Sample Matrix :** AQ

Lab Sample ID: A7G120309008

Reviewed By / Date : H medley 9/14/2007 **Approved By / Date :**

Analyte Name	Result	Uncertainty / Error	Result Units	Lab Qual	Rep Res	Overall Qual*	Temp	HT	MB	LCS	MS	Lab Dup	Surr	Rep Limit	Moist Tot/Dis	Field QC	Tune	IC	ICV	CV / CCV	Reason Codes
Analysis Method : 6010B						**Dilution: 1**															
Arsenic	5.0		ug/L	U	YES																
Barium	17.4		ug/L		YES																
Calcium	56100		ug/L		YES																
Chromium	5.0		ug/L	U	YES																
Cobalt	5.0		ug/L	U	YES																
Copper	5.0		ug/L	U	YES																
Lead	3.0		ug/L	U	YES																
Magnesium	6000		ug/L		YES																
Manganese	0.75		ug/L	B	YES	J								J							L
Nickel	10.0		ug/L	U	YES																
Potassium	1240		ug/L	J	YES	J															B
Selenium	5.0		ug/L	U	YES																
Silver	5.0		ug/L	U	YES																
Sodium	1120		ug/L		YES																
Vanadium	10.0		ug/L	U	YES																
Analysis Method : 6020						**Dilution: 1**															
Aluminum	50.0		ug/L	U	YES	None															
Antimony	2.0		ug/L	U	YES																
Beryllium	1.0		ug/L	U	YES																
Cadmium	0.50		ug/L	U	YES																
Iron	248		ug/L		YES	BJ										B					N B
Thallium	1.0		ug/L	U	YES																
Zinc	2.4		ug/L	B J	YES	J						J		J							L
Analysis Method : 7470A						**Dilution: 1**															
Mercury	0.20		ug/L	U	YES																

* Overall result qualifier reflects summation of qualifiers added during automated data review and any qualifiers added manually for categories not assessed by automated data review

Sample Qualification Report with Reason Codes (All Results sorted by Client Sample ID)

Client Sample ID : FWGBKGmw-018C-0470-GW **Lab Report Batch :** A7G120309 **Lab ID :** STLCAN

Sample Date : 07/12/2007 **Analysis Type: DL** **Sample Matrix :** AQ

Lab Sample ID: A7G120309009

Reviewed By / Date : Heather Reilley 9/14/07 **Approved By / Date :**

Analyte Name	Result	Uncertainty / Error	Result Units	Lab Qual	Rep Res	Overall Qual*	Temp	HT	MB	LCS	MS	Lab Dup	Surr	Rep Limit	Moist Tot/Dis	Field QC	Tune	IC	ICV	CV / CCV	Reason Codes
Analysis Method : 8330						**Dilution: 0.99**															
1,3,5-Trinitrobenzene	0.099		ug/L	U	YES																
1,3-Dinitrobenzene	0.099		ug/L	U	YES																
2,4,6-TNT	0.099		ug/L	U	YES																
2,4-Dinitrotoluene	0.099		ug/L	U	YES																
2,6-Dinitrotoluene	0.099		ug/L	U	YES																
2-Amino-4,6-dinitrotoluene	0.099		ug/L	U	YES																
2-Nitrotoluene	0.50		ug/L	U	YES																
3-Nitrotoluene	0.50		ug/L	U	YES																
4-Amino-2,6-Dinitrotoluene	0.099		ug/L	U	YES																
4-Nitrotoluene	0.50		ug/L	U	YES																
HMX	0.099		ug/L	U	YES																
Nitrobenzene	0.099		ug/L	U	YES																
NITROGLYCERINE	0.64		ug/L	U	YES																
Pentaerythritol Tetranitrate (PETN)	0.64		ug/L	U	YES																
RDX	0.099		ug/L	U	YES																
TETRYL	0.099		ug/L	U	YES																

* Overall result qualifier reflects summation of qualifiers added during automated data review and any qualifiers added manually for categories not assessed by automated data review

Sample Qualification Report with Reason Codes (All Results sorted by Client Sample ID)

Client Sample ID : FWGBKGmw-018C-0470-GW **Lab Report Batch :** A7G120309 **Lab ID :** STLCAN

Sample Date : 07/12/2007 **Analysis Type: RE** **Sample Matrix :** AQ

Lab Sample ID: A7G120309009

Reviewed By / Date : Heather Medley 9/14/07 **Approved By / Date :**

Analyte Name	Result	Uncertainty / Error	Result Units	Lab Qual	Rep Res	Overall Qual*	Temp	HT	MB	LCS	MS	Lab Dup	Surr	Rep Limit	Moist Tot/Dis	Field QC	Tune	IC	ICV	CV / CCV	Reason Codes
Analysis Method : 353.2 Modified						**Dilution: 1**															
Nitrocellulose	0.50		mg/L	U	YES																

* Overall result qualifier reflects summation of qualifiers added during automated data review and any qualifiers added manually for categories not assessed by automated data review

Sample Qualification Report with Reason Codes (All Results sorted by Client Sample ID)

Client Sample ID : FWGBKGmw-018C-0470-GW **Lab Report Batch :** A7G120309 **Lab ID :** STLCAN

Sample Date : 07/12/2007 **Analysis Type: RES** **Sample Matrix :** AQ

Lab Sample ID: A7G120309009

Reviewed By / Date : H medley 9/14/2007 **Approved By / Date :**

Analyte Name	Result	Uncertainty / Error	Result Units	Lab Qual	Rep Res	Overall Qual*	Temp	HT	MB	LCS	MS	Lab Dup	Surr	Rep Limit	Moist Tot/Dis	Field QC	Tune	IC	ICV	CV / CCV	Reason Codes
Analysis Method : 8081A						**Dilution: 1**															
4,4'-DDD	0.030		ug/L	U	YES																
4,4'-DDE	0.030		ug/L	U	YES																
4,4'-DDT	0.030		ug/L	U	YES																
Aldrin	0.030		ug/L	U	YES																
alpha-BHC	0.030		ug/L	U	YES																
alpha-Chordane	0.030		ug/L	U	YES																
beta-BHC	0.030		ug/L	U	YES																
delta-BHC	0.030		ug/L	U	YES																
Dieldrin	0.030		ug/L	U	YES																
Endosulfan I	0.025		ug/L	U	YES	UJ				UJ											J-
Endosulfan II	0.025		ug/L	U	YES																
Endosulfan sulfate	0.030		ug/L	U	YES																
Endrin	0.030		ug/L	U	YES																
Endrin aldehyde	0.030		ug/L	U	YES																
Endrin ketone	0.030		ug/L	U	YES																
gamma-BHC	0.030		ug/L	U	YES																
gamma-Chlordane	0.030		ug/L	U	YES																
Heptachlor	0.030		ug/L	U	YES																
Heptachlor epoxide	0.030		ug/L	U	YES																
Methoxychlor	0.10		ug/L	U	YES																
Toxaphene	2.0		ug/L	U	YES	R														R	W-
Analysis Method : 8082						**Dilution: 1**															
Aroclor 1016	0.50		ug/L	U	YES																
Aroclor 1221	0.50		ug/L	U	YES																
Aroclor 1232	0.50		ug/L	U	YES																
Aroclor 1242	0.50		ug/L	U	YES																
Aroclor 1248	0.50		ug/L	U	YES																
Aroclor 1254	0.50		ug/L	U	YES																
Aroclor 1260	0.50		ug/L	U	YES																
Analysis Method : 8260B						**Dilution: 1**															
1,1,1-Trichloroethane	1.0		ug/L	U	YES																
1,1,2,2-Tetrachloroethane	1.0		ug/L	U	YES																

* Overall result qualifier reflects summation of qualifiers added during automated data review and any qualifiers added manually for categories not assessed by automated data review

Sample Qualification Report with Reason Codes (All Results sorted by Client Sample ID)

Client Sample ID : FWGBKGmw-018C-0470-GW **Lab Report Batch :** A7G120309 **Lab ID :** STLCAN

Sample Date : 07/12/2007 **Analysis Type: RES** **Sample Matrix :** AQ

Lab Sample ID: A7G120309009

Reviewed By / Date : Heather McElroy 9/14/07 **Approved By / Date :**

Analyte Name	Result	Uncertainty / Error	Result Units	Lab Qual	Rep Res	Overall Qual*	Temp	HT	MB	LCS	MS	Lab Dup	Surr	Rep Limit	Moist Tot/Dis	Field QC	Tune	IC	ICV	CV / CCV	Reason Codes
Analysis Method : 8260B						**Dilution: 1**															
1,1,2-Trichloroethane	1.0		ug/L	U	YES																
1,1-Dichloroethane	1.0		ug/L	U	YES																
1,1-Dichloroethene	1.0		ug/L	U	YES																
1,2-Dibromoethane	1.0		ug/L	U	YES																
1,2-Dichloroethane	1.0		ug/L	U	YES																
1,2-Dichloroethene (total)	1.0		ug/L	U	YES																
1,2-Dichloropropane	1.0		ug/L	U	YES																
2-Butanone	10		ug/L	U	YES																
2-Hexanone	10		ug/L	U	YES																
4-Methyl-2-pentanone	10		ug/L	U	YES																
Acetone	1.1		ug/L	J B	YES	~~UJ~~					J			J		~~U~~				J	~~O~~
Benzene	1.0		ug/L	U	YES																
Bromochloromethane	1.0		ug/L	U	YES																
Bromodichloromethane	1.0		ug/L	U	YES																
Bromoform	1.0		ug/L	U	YES																
Bromomethane	1.0		ug/L	U	YES																
Carbon disulfide	1.0		ug/L	U	YES																
Carbon tetrachloride	1.0		ug/L	U	YES																
Chlorobenzene	1.0		ug/L	U	YES																
Chloroethane	1.0		ug/L	U	YES																
Chloroform	1.0		ug/L	U	YES																
Chloromethane	0.49		ug/L	J	YES	J								J							L
cis-1,2-Dichloroethene	1.0		ug/L	U	YES																
cis-1,3-Dichloropropene	1.0		ug/L	U	YES																
Dibromochloromethane	1.0		ug/L	U	YES																
Ethylbenzene	1.0		ug/L	U	YES																
M&P-XYLENES	2.0		ug/L	U	YES																
Methylene chloride	2.0		ug/L	U	YES	None															
o-Xylene	1.0		ug/L	U	YES																
Styrene	1.0		ug/L	U	YES																
Tetrachloroethene	1.0		ug/L	U	YES																

* Overall result qualifier reflects summation of qualifiers added during automated data review and any qualifiers added manually for categories not assessed by automated data review

Sample Qualification Report with Reason Codes (All Results sorted by Client Sample ID)

Client Sample ID : FWGBKGmw-018C-0470-GW **Lab Report Batch :** A7G120309 **Lab ID :** STLCAN

Sample Date : 07/12/2007 **Analysis Type: RES** **Sample Matrix :** AQ

Lab Sample ID: A7G120309009

Reviewed By / Date : Heather Medley 9/14/07 **Approved By / Date :**

Analyte Name	Result	Uncertainty / Error	Result Units	Lab Qual	Rep Res	Overall Qual*	Temp	HT	MB	LCS	MS	Lab Dup	Surr	Rep Limit	Moist Tot/Dis	Field QC	Tune	IC	ICV	CV / CCV	Reason Codes
Analysis Method : 8260B						**Dilution: 1**															
Toluene	1.0		ug/L	U	YES																
TOTAL XYLENES	2.0		ug/L	U	YES																
trans-1,2-Dichloroethene	1.0		ug/L	U	YES																
trans-1,3-Dichloropropene	1.0		ug/L	U	YES																
Trichloroethene	1.0		ug/L	U	YES																
Vinyl chloride	1.0		ug/L	U	YES																
Analysis Method : 8270C						**Dilution: 1**															
1,2,4-Trichlorobenzene	1.0		ug/L	U	YES																
1,2-Dichlorobenzene	1.0		ug/L	U	YES																
1,3-Dichlorobenzene	1.0		ug/L	U	YES																
1,4-Dichlorobenzene	1.0		ug/L	U	YES																
2,2-OXYBIS (1-CHLOROPROPANE)	1.0		ug/L	U	YES																
2,4,5-Trichlorophenol	5.0		ug/L	U	YES																
2,4,6-Trichlorophenol	5.0		ug/L	U	YES																
2,4-Dichlorophenol	2.0		ug/L	U	YES																
2,4-Dimethylphenol	2.0		ug/L	U	YES																
2,4-Dinitrophenol	5.0		ug/L	U	YES																
2,4-Dinitrotoluene	5.0		ug/L	U	YES																
2,6-Dinitrotoluene	5.0		ug/L	U	YES																
2-Chloronaphthalene	1.0		ug/L	U	YES																
2-Chlorophenol	1.0		ug/L	U	YES																
2-Methylnaphthalene	0.20		ug/L	U	YES																
2-Methylphenol	1.0		ug/L	U	YES																
2-Nitroaniline	2.0		ug/L	U	YES																
2-Nitrophenol	2.0		ug/L	U	YES																
3,3'-Dichlorobenzidine	5.0		ug/L	U	YES																
3-Nitroaniline	2.0		ug/L	U	YES																
4,6-Dinitro-2-methylphenol	5.0		ug/L	U	YES																
4-Bromophenyl phenyl ether	2.0		ug/L	U	YES																
4-Chloro-3-methylphenol	2.0		ug/L	U	YES																
4-Chloroaniline	2.0		ug/L	U	YES																

* Overall result qualifier reflects summation of qualifiers added during automated data review and any qualifiers added manually for categories not assessed by automated data review

Sample Qualification Report with Reason Codes (All Results sorted by Client Sample ID)

Client Sample ID : FWGBKGmw-018C-0470-GW **Lab Report Batch :** A7G120309 **Lab ID :** STLCAN

Sample Date : 07/12/2007 **Analysis Type: RES** **Sample Matrix :** AQ

Lab Sample ID: A7G120309009

Reviewed By / Date : Heather McElroy 9/14/07 **Approved By / Date :**

Analyte Name	Result	Uncertainty / Error	Result Units	Lab Qual	Rep Res	Overall Qual*	Temp	HT	MB	LCS	MS	Lab Dup	Surr	Rep Limit	Moist Tot/Dis	Field QC	Tune	IC	ICV	CV / CCV	Reason Codes
Analysis Method : 8270C						**Dilution: 1**															
4-Chlorophenyl phenyl ether	2.0		ug/L	U	YES																
4-Methylphenol	1.0		ug/L	U	YES																
4-Nitroanaline	2.0		ug/L	U	YES																
4-Nitrophenol	5.0		ug/L	U	YES																
Acenaphthene	0.20		ug/L	U	YES																
Acenaphthylene	0.20		ug/L	U	YES																
Anthracene	0.20		ug/L	U	YES																
Benzo(a)anthracene	0.20		ug/L	U	YES																
Benzo(a)pyrene	0.20		ug/L	U	YES																
Benzo(b)fluoranthene	0.20		ug/L	U	YES																
BENZO(G,H,I)PERYLENE	0.20		ug/L	U	YES																
Benzo(k)fluoranthene	0.20		ug/L	U	YES																
Benzoic acid	10		ug/L	U	YES	R				R											J-
Benzyl alcohol	5.0		ug/L	U	YES																
bis(2-Chloroethoxy)methane	1.0		ug/L	U	YES																
bis(2-Chloroethyl) ether	1.0		ug/L	U	YES																
bis(2-Ethylhexyl) phthalate	10		ug/L	U	YES																
Butylbenzyl Phthalate	1.0		ug/L	U	YES																
Carbazole	1.0		ug/L	U	YES																
Chrysene	0.20		ug/L	U	YES																
dibenzo(a,h)anthracene	0.20		ug/L	U	YES																
Dibenzofuran	1.0		ug/L	U	YES																
Diethyl phthalate	1.0		ug/L	U	YES																
Dimethyl phthalate	1.0		ug/L	U	YES																
Di-n-butyl phthalate	1.0		ug/L	U	YES																
Di-n-octyl phthalate	1.0		ug/L	U	YES																
Fluoranthene	0.20		ug/L	U	YES																
Fluorene	0.20		ug/L	U	YES																
Hexachlorobenzene	0.20		ug/L	U	YES																
Hexachlorobutadiene	1.0		ug/L	U	YES																
Hexachlorocyclopentadiene	10		ug/L	U	YES	R				R											J-

* Overall result qualifier reflects summation of qualifiers added during automated data review and any qualifiers added manually for categories not assessed by automated data review

Sample Qualification Report with Reason Codes (All Results sorted by Client Sample ID)

Client Sample ID : FWGBKGmw-018C-0470-GW **Lab Report Batch :** A7G120309 **Lab ID :** STLCAN

Sample Date : 07/12/2007 **Analysis Type: RES** **Sample Matrix :** AQ

Lab Sample ID: A7G120309009

Reviewed By / Date : Heather Kelley 9/14/07 **Approved By / Date :**

Analyte Name	Result	Uncertainty / Error	Result Units	Lab Qual	Rep Res	Overall Qual*	Temp	HT	MB	LCS	MS	Lab Dup	Surr	Rep Limit	Moist Tot/Dis	Field QC	Tune	IC	ICV	CV / CCV	Reason Codes
Analysis Method : 8270C						**Dilution: 1**															
Hexachloroethane	1.0		ug/L	U	YES																
Indeno(1,2,3-cd)pyrene	0.20		ug/L	U	YES																
Isophorone	1.0		ug/L	U	YES																
Naphthalene	0.20		ug/L	U	YES																
Nitrobenzene	1.0		ug/L	U	YES																
N-nitroso-di-n-propylamine	1.0		ug/L	U	YES																
N-Nitrosodiphenylamine	1.0		ug/L	U	YES																
Pentachlorophenol	5.0		ug/L	U	YES																
Phenanthrene	0.20		ug/L	U	YES																
Phenol	1.0		ug/L	U	YES																
Pyrene	0.20		ug/L	U	YES																
Analysis Method : 9012A						**Dilution: 1**															
Cyanide	0.010		mg/L	U	YES	~~UJ~~					~~UJ~~										~~H~~
Analysis Method : SW8330 Modified						**Dilution: 1**															
Nitroguanidine	20		ug/L	U	YES																

* Overall result qualifier reflects summation of qualifiers added during automated data review and any qualifiers added manually for categories not assessed by automated data review

Sample Qualification Report with Reason Codes (All Results sorted by Client Sample ID)

Client Sample ID : FWGBKGmw-019C-0471-GF **Lab Report Batch :** A7G120309 **Lab ID :** STLCAN

Sample Date : 07/11/2007 **Analysis Type: RES/TOT** **Sample Matrix :** AQ

Lab Sample ID: A7G120309013

Reviewed By / Date : H medley 9/14/2007 **Approved By / Date :**

Analyte Name	Result	Uncertainty / Error	Result Units	Lab Qual	Rep Res	Overall Qual*	Temp	HT	MB	LCS	MS	Lab Dup	Surr	Rep Limit	Moist Tot/Dis	Field QC	Tune	IC	ICV	CV / CCV	Reason Codes
Analysis Method : 6010B						**Dilution: 1**															
Arsenic	5.0		ug/L	U	YES																
Barium	39.3		ug/L		YES																
Calcium	112000		ug/L		YES																
Chromium	5.0		ug/L	U	YES																
Cobalt	5.0		ug/L	U	YES																
Copper	5.0		ug/L	U	YES																
Lead	3.0		ug/L	U	YES																
Magnesium	32000		ug/L		YES																
Manganese	128		ug/L		YES																
Nickel	10.0		ug/L	U	YES																
Potassium	1140		ug/L	J	YES	J															PJ
Selenium	5.0		ug/L	U	YES																
Silver	5.0		ug/L	U	YES																
Sodium	8760		ug/L		YES																
Vanadium	10.0		ug/L	U	YES																
Analysis Method : 6020						**Dilution: 1**															
Aluminum	6.9		ug/L	B	YES	J						J		J							L, PJ
Antimony	2.0		ug/L	U	YES																
Beryllium	1.0		ug/L	U	YES																
Cadmium	0.50		ug/L	U	YES																
Iron	480		ug/L		YES	J															PJ
Thallium	1.0		ug/L	U	YES																
Zinc	10.0		ug/L	U	YES																
Analysis Method : 7470A						**Dilution: 1**															
Mercury	0.20		ug/L	U	YES																

* Overall result qualifier reflects summation of qualifiers added during automated data review and any qualifiers added manually for categories not assessed by automated data review

Sample Qualification Report with Reason Codes (All Results sorted by Client Sample ID)

Client Sample ID : FWGBKGmw-019C-0471-GW **Lab Report Batch :** A7G120309 **Lab ID :** STLCAN

Sample Date : 07/11/2007 **Analysis Type: DL** **Sample Matrix :** AQ

Lab Sample ID: A7G120309012

Reviewed By / Date : Heather Kelley 9/14/07 **Approved By / Date :**

Analyte Name	Result	Uncertainty / Error	Result Units	Lab Qual	Rep Res	Overall Qual*	Temp	HT	MB	LCS	MS	Lab Dup	Surr	Rep Limit	Moist Tot/Dis	Field QC	Tune	IC	ICV	CV / CCV	Reason Codes
Analysis Method : 8330						**Dilution: 0.99**															
1,3,5-Trinitrobenzene	0.099		ug/L	U	YES	UJ	UJ														A-
1,3-Dinitrobenzene	0.099		ug/L	U	YES	UJ	UJ														A-
2,4,6-TNT	0.099		ug/L	U	YES	UJ	UJ														A-
2,4-Dinitrotoluene	0.099		ug/L	U	YES	UJ	UJ														A-
2,6-Dinitrotoluene	0.099		ug/L	U	YES	UJ	UJ														A-
2-Amino-4,6-dinitrotoluene	0.099		ug/L	U	YES	UJ	UJ														A-
2-Nitrotoluene	0.50		ug/L	U	YES	UJ	UJ														A-
3-Nitrotoluene	0.50		ug/L	U	YES	UJ	UJ														A-
4-Amino-2,6-Dinitrotoluene	0.099		ug/L	U	YES	UJ	UJ														A-
4-Nitrotoluene	0.50		ug/L	U	YES	UJ	UJ														A-
HMX	0.099		ug/L	U	YES	UJ	UJ														A-
Nitrobenzene	0.099		ug/L	U	YES	UJ	UJ														A-
NITROGLYCERINE	0.64		ug/L	U	YES	UJ	UJ														A-
Pentaerythritol Tetranitrate (PETN)	0.64		ug/L	U	YES	UJ	UJ														A-
RDX	0.099		ug/L	U	YES	UJ	UJ														A-
TETRYL	0.099		ug/L	U	YES	UJ	UJ														A-

* Overall result qualifier reflects summation of qualifiers added during automated data review and any qualifiers added manually for categories not assessed by automated data review

Sample Qualification Report with Reason Codes (All Results sorted by Client Sample ID)

Client Sample ID : FWGBKGmw-019C-0471-GW **Lab Report Batch :** A7G120309 **Lab ID :** STLCAN

Sample Date : 07/11/2007 **Analysis Type: RE** **Sample Matrix :** AQ

Lab Sample ID: A7G120309012

Reviewed By / Date : H medley 9/14/2007 **Approved By / Date :**

Analyte Name	Result	Uncertainty / Error	Result Units	Lab Qual	Rep Res	Overall Qual*	Temp	HT	MB	LCS	MS	Lab Dup	Surr	Rep Limit	Moist Tot/Dis	Field QC	Tune	IC	ICV	CV / CCV	Reason Codes
Analysis Method : 353.2 Modified						**Dilution: 1**															
Nitrocellulose	0.50		mg/L	U	YES	UJ	UJ														A-

* Overall result qualifier reflects summation of qualifiers added during automated data review and any qualifiers added manually for categories not assessed by automated data review

Sample Qualification Report with Reason Codes (All Results sorted by Client Sample ID)

Client Sample ID : FWGBKGmw-019C-0471-GW **Lab Report Batch :** A7G120309 **Lab ID :** STLCAN

Sample Date : 07/11/2007 **Analysis Type: RES** **Sample Matrix :** AQ

Lab Sample ID: A7G120309012

Reviewed By / Date : H medley 9/14/2007 **Approved By / Date :**

Analyte Name	Result	Uncertainty / Error	Result Units	Lab Qual	Rep Res	Overall Qual*	Temp	HT	MB	LCS	MS	Lab Dup	Surr	Rep Limit	Moist Tot/Dis	Field QC	Tune	IC	ICV	CV / CCV	Reason Codes
Analysis Method : 8081A						**Dilution: 1**															
4,4'-DDD	0.030		ug/L	U	YES	UJ	UJ						UJ								A-,G-
4,4'-DDE	0.030		ug/L	U	YES	UJ	UJ						UJ								A-,G-
4,4'-DDT	0.030		ug/L	U	YES	UJ	UJ						UJ								A-,G-
Aldrin	0.030		ug/L	U	YES	UJ	UJ						UJ								A-,G-
alpha-BHC	0.030		ug/L	U	YES	UJ	UJ						UJ								A-,G-
alpha-Chordane	0.030		ug/L	U	YES	UJ	UJ						UJ								A-,G-
beta-BHC	0.030		ug/L	U	YES	UJ	UJ						UJ								A-,G-
delta-BHC	0.030		ug/L	U	YES	UJ	UJ						UJ								A-,G-
Dieldrin	0.030		ug/L	U	YES	UJ	UJ						UJ								A-,G-
Endosulfan I	0.025		ug/L	U	YES	UJ	UJ			UJ			UJ								A-,J-,G-
Endosulfan II	0.025		ug/L	U	YES	UJ	UJ						UJ								A-,G-
Endosulfan sulfate	0.030		ug/L	U	YES	UJ	UJ						UJ								A-,G-
Endrin	0.030		ug/L	U	YES	UJ	UJ						UJ								A-,G-
Endrin aldehyde	0.030		ug/L	U	YES	UJ	UJ						UJ								A-,G-
Endrin ketone	0.030		ug/L	U	YES	UJ	UJ						UJ								A-,G-
gamma-BHC	0.030		ug/L	U	YES	UJ	UJ						UJ								A-,G-
gamma-Chlordane	0.030		ug/L	U	YES	UJ	UJ						UJ								A-,G-
Heptachlor	0.030		ug/L	U	YES	UJ	UJ						UJ								A-,G-
Heptachlor epoxide	0.030		ug/L	U	YES	UJ	UJ						UJ								A-,G-
Methoxychlor	0.10		ug/L	U	YES	UJ	UJ						UJ								A-,G-
Toxaphene	2.0		ug/L	U	YES	R	UJ						UJ							R	A-,W-,G-
Analysis Method : 8082						**Dilution: 1**															
Aroclor 1016	0.50		ug/L	U	YES	UJ	UJ						UJ								A-,G-
Aroclor 1221	0.50		ug/L	U	YES	UJ	UJ						UJ								A-,G-
Aroclor 1232	0.50		ug/L	U	YES	UJ	UJ						UJ								A-,G-
Aroclor 1242	0.50		ug/L	U	YES	UJ	UJ						UJ								A-,G-
Aroclor 1248	0.50		ug/L	U	YES	UJ	UJ						UJ								A-,G-
Aroclor 1254	0.50		ug/L	U	YES	UJ	UJ						UJ								A-,G-
Aroclor 1260	0.50		ug/L	U	YES	UJ	UJ						UJ								A-,G-
Analysis Method : 8260B						**Dilution: 1**															
1,1,1-Trichloroethane	1.0		ug/L	U	YES	UJ	UJ														A-
1,1,2,2-Tetrachloroethane	1.0		ug/L	U	YES	UJ	UJ														A-

* Overall result qualifier reflects summation of qualifiers added during automated data review and any qualifiers added manually for categories not assessed by automated data review

Sample Qualification Report with Reason Codes (All Results sorted by Client Sample ID)

Client Sample ID : FWGBKGmw-019C-0471-GW **Lab Report Batch :** A7G120309 **Lab ID :** STLCAN

Sample Date : 07/11/2007 **Analysis Type: RES** **Sample Matrix :** AQ

Lab Sample ID: A7G120309012

Reviewed By / Date : Heather Medley 9/14/07 **Approved By / Date :**

Analyte Name	Result	Uncertainty / Error	Result Units	Lab Qual	Rep Res	Overall Qual*	Temp	HT	MB	LCS	MS	Lab Dup	Surr	Rep Limit	Moist Tot/Dis	Field QC	Tune	IC	ICV	CV / CCV	Reason Codes
Analysis Method : 8260B						**Dilution: 1**															
1,1,2-Trichloroethane	1.0		ug/L	U	YES	UJ	UJ														A-
1,1-Dichloroethane	1.0		ug/L	U	YES	UJ	UJ														A-
1,1-Dichloroethene	1.0		ug/L	U	YES	UJ	UJ														A-
1,2-Dibromoethane	1.0		ug/L	U	YES	UJ	UJ														A-
1,2-Dichloroethane	1.0		ug/L	U	YES	UJ	UJ														A-
1,2-Dichloroethene (total)	1.0		ug/L	U	YES	UJ	UJ														A-
1,2-Dichloropropane	1.0		ug/L	U	YES	UJ	UJ														A-
2-Butanone	10		ug/L	U	YES	UJ	UJ														A-
2-Hexanone	10		ug/L	U	YES	UJ	UJ														A-
4-Methyl-2-pentanone	10		ug/L	U	YES	UJ	UJ														A-
Acetone	10		ug/L	U	YES	R	UJ				UJ									R	A-,W-,H-
Benzene	1.0		ug/L	U	YES	UJ	UJ														A-
Bromochloromethane	1.0		ug/L	U	YES	UJ	UJ														A-
Bromodichloromethane	1.0		ug/L	U	YES	UJ	UJ														A-
Bromoform	1.0		ug/L	U	YES	UJ	UJ														A-
Bromomethane	1.0		ug/L	U	YES	UJ	UJ														A-
Carbon disulfide	1.0		ug/L	U	YES	UJ	UJ														A-
Carbon tetrachloride	1.0		ug/L	U	YES	UJ	UJ														A-
Chlorobenzene	1.0		ug/L	U	YES	UJ	UJ														A-
Chloroethane	1.0		ug/L	U	YES	UJ	UJ														A-
Chloroform	1.0		ug/L	U	YES	UJ	UJ														A-
Chloromethane	1.0		ug/L	U	YES	UJ	UJ														A-
cis-1,2-Dichloroethene	1.0		ug/L	U	YES	UJ	UJ														A-
cis-1,3-Dichloropropene	1.0		ug/L	U	YES	UJ	UJ														A-
Dibromochloromethane	1.0		ug/L	U	YES	UJ	UJ														A-
Ethylbenzene	1.0		ug/L	U	YES	UJ	UJ														A-
M&P-XYLENES	2.0		ug/L	U	YES	UJ	UJ														A-
Methylene chloride	2.0		ug/L	U	YES	UJ	UJ														A-
o-Xylene	1.0		ug/L	U	YES	UJ	UJ														A-
Styrene	1.0		ug/L	U	YES	UJ	UJ														A-
Tetrachloroethene	1.0		ug/L	U	YES	UJ	UJ														A-

* Overall result qualifier reflects summation of qualifiers added during automated data review and any qualifiers added manually for categories not assessed by automated data review

Sample Qualification Report with Reason Codes (All Results sorted by Client Sample ID)

Client Sample ID : FWGBKGmw-019C-0471-GW **Lab Report Batch :** A7G120309 **Lab ID :** STLCAN

Sample Date : 07/11/2007 **Analysis Type: RES** **Sample Matrix :** AQ

Lab Sample ID: A7G120309012

Reviewed By / Date : Heather Kelley 9/14/07 **Approved By / Date :**

Analyte Name	Result	Uncertainty / Error	Result Units	Lab Qual	Rep Res	Overall Qual*	Temp	HT	MB	LCS	MS	Lab Dup	Surr	Rep Limit	Moist Tot/Dis	Field QC	Tune	IC	ICV	CV / CCV	Reason Codes
Analysis Method : 8260B						**Dilution: 1**															
Toluene	1.0		ug/L	U	YES	UJ	UJ														A-
TOTAL XYLENES	2.0		ug/L	U	YES	UJ	UJ														A-
trans-1,2-Dichloroethene	1.0		ug/L	U	YES	UJ	UJ														A-
trans-1,3-Dichloropropene	1.0		ug/L	U	YES	UJ	UJ														A-
Trichloroethene	1.0		ug/L	U	YES	UJ	UJ														A-
Vinyl chloride	1.0		ug/L	U	YES	UJ	UJ														A-
Analysis Method : 8270C						**Dilution: 1**															
1,2,4-Trichlorobenzene	1.0		ug/L	U	YES	UJ	UJ														A-
1,2-Dichlorobenzene	1.0		ug/L	U	YES	UJ	UJ														A-
1,3-Dichlorobenzene	1.0		ug/L	U	YES	UJ	UJ														A-
1,4-Dichlorobenzene	1.0		ug/L	U	YES	UJ	UJ														A-
2,2-OXYBIS (1-CHLOROPROPANE)	1.0		ug/L	U	YES	UJ	UJ														A-
2,4,5-Trichlorophenol	5.0		ug/L	U	YES	UJ	UJ						UJ								A-,G-
2,4,6-Trichlorophenol	5.0		ug/L	U	YES	UJ	UJ						UJ								A-,G-
2,4-Dichlorophenol	2.0		ug/L	U	YES	UJ	UJ						UJ								A-,G-
2,4-Dimethylphenol	2.0		ug/L	U	YES	UJ	UJ						UJ								A-,G-
2,4-Dinitrophenol	5.0		ug/L	U	YES	UJ	UJ						UJ								A-,G-
2,4-Dinitrotoluene	5.0		ug/L	U	YES	UJ	UJ														A-
2,6-Dinitrotoluene	5.0		ug/L	U	YES	UJ	UJ														A-
2-Chloronaphthalene	1.0		ug/L	U	YES	UJ	UJ														A-
2-Chlorophenol	1.0		ug/L	U	YES	UJ	UJ						UJ								A-,G-
2-Methylnaphthalene	0.20		ug/L	U	YES	UJ	UJ														A-
2-Methylphenol	1.0		ug/L	U	YES	UJ	UJ						UJ								A-,G-
2-Nitroaniline	2.0		ug/L	U	YES	UJ	UJ														A-
2-Nitrophenol	2.0		ug/L	U	YES	UJ	UJ						UJ								A-,G-
3,3'-Dichlorobenzidine	5.0		ug/L	U	YES	UJ	UJ														A-
3-Nitroaniline	2.0		ug/L	U	YES	UJ	UJ														A-
4,6-Dinitro-2-methylphenol	5.0		ug/L	U	YES	UJ	UJ						UJ								A-,G-
4-Bromophenyl phenyl ether	2.0		ug/L	U	YES	UJ	UJ														A-
4-Chloro-3-methylphenol	2.0		ug/L	U	YES	UJ	UJ						UJ								A-,G-
4-Chloroaniline	2.0		ug/L	U	YES	UJ	UJ														A-

* Overall result qualifier reflects summation of qualifiers added during automated data review and any qualifiers added manually for categories not assessed by automated data review

Sample Qualification Report with Reason Codes (All Results sorted by Client Sample ID)

Client Sample ID : FWGBKGmw-019C-0471-GW **Lab Report Batch :** A7G120309 **Lab ID :** STLCAN

Sample Date : 07/11/2007 **Analysis Type: RES** **Sample Matrix :** AQ

Lab Sample ID: A7G120309012

Reviewed By / Date : Heather Reddy 9/14/07 **Approved By / Date :**

Analyte Name	Result	Uncertainty / Error	Result Units	Lab Qual	Rep Res	Overall Qual*	Temp	HT	MB	LCS	MS	Lab Dup	Surr	Rep Limit	Moist Tot/Dis	Field QC	Tune	IC	ICV	CV / CCV	Reason Codes
Analysis Method : 8270C						**Dilution: 1**															
4-Chlorophenyl phenyl ether	2.0		ug/L	U	YES	UJ	UJ														A-
4-Methylphenol	1.0		ug/L	U	YES	UJ	UJ						UJ								A-,G-
4-Nitroanaline	2.0		ug/L	U	YES	UJ	UJ														A-
4-Nitrophenol	5.0		ug/L	U	YES	UJ	UJ						UJ								A-,G-
Acenaphthene	0.20		ug/L	U	YES	UJ	UJ														A-
Acenaphthylene	0.20		ug/L	U	YES	UJ	UJ														A-
Anthracene	0.20		ug/L	U	YES	UJ	UJ														A-
Benzo(a)anthracene	0.20		ug/L	U	YES	UJ	UJ														A-
Benzo(a)pyrene	0.20		ug/L	U	YES	UJ	UJ														A-
Benzo(b)fluoranthene	0.20		ug/L	U	YES	UJ	UJ														A-
BENZO(G,H,I)PERYLENE	0.20		ug/L	U	YES	UJ	UJ														A-
Benzo(k)fluoranthene	0.20		ug/L	U	YES	UJ	UJ														A-
Benzoic acid	10		ug/L	U	YES	R	UJ			R			UJ								A-,J-,G-
Benzyl alcohol	5.0		ug/L	U	YES	UJ	UJ						UJ								A-,G-
bis(2-Chloroethoxy)methane	1.0		ug/L	U	YES	UJ	UJ														A-
bis(2-Chloroethyl) ether	1.0		ug/L	U	YES	UJ	UJ														A-
bis(2-Ethylhexyl) phthalate	10		ug/L	U	YES	UJ	UJ														A-
Butylbenzyl Phthalate	1.0		ug/L	U	YES	UJ	UJ														A-
Carbazole	1.0		ug/L	U	YES	UJ	UJ														A-
Chrysene	0.20		ug/L	U	YES	UJ	UJ														A-
dibenzo(a,h)anthracene	0.20		ug/L	U	YES	UJ	UJ														A-
Dibenzofuran	1.0		ug/L	U	YES	UJ	UJ														A-
Diethyl phthalate	1.0		ug/L	U	YES	UJ	UJ														A-
Dimethyl phthalate	1.0		ug/L	U	YES	UJ	UJ														A-
Di-n-butyl phthalate	1.0		ug/L	U	YES	UJ	UJ														A-
Di-n-octyl phthalate	1.0		ug/L	U	YES	UJ	UJ														A-
Fluoranthene	0.20		ug/L	U	YES	UJ	UJ														A-
Fluorene	0.20		ug/L	U	YES	UJ	UJ														A-
Hexachlorobenzene	0.20		ug/L	U	YES	UJ	UJ														A-
Hexachlorobutadiene	1.0		ug/L	U	YES	UJ	UJ														A-
Hexachlorocyclopentadiene	10		ug/L	U	YES	R	UJ			R											A-,J-

* Overall result qualifier reflects summation of qualifiers added during automated data review and any qualifiers added manually for categories not assessed by automated data review

Sample Qualification Report with Reason Codes (All Results sorted by Client Sample ID)

Client Sample ID : FWGBKGmw-019C-0471-GW **Lab Report Batch :** A7G120309 **Lab ID :** STLCAN

Sample Date : 07/11/2007 **Analysis Type: RES** **Sample Matrix :** AQ

Lab Sample ID: A7G120309012

Reviewed By / Date : Heather Mellor 9/14/07 **Approved By / Date :**

Analyte Name	Result	Uncertainty / Error	Result Units	Lab Qual	Rep Res	Overall Qual*	Temp	HT	MB	LCS	MS	Lab Dup	Surr	Rep Limit	Moist Tot/Dis	Field QC	Tune	IC	ICV	CV / CCV	Reason Codes
Analysis Method : 8270C						**Dilution: 1**															
Hexachloroethane	1.0		ug/L	U	YES	UJ	UJ														A-
Indeno(1,2,3-cd)pyrene	0.20		ug/L	U	YES	UJ	UJ														A-
Isophorone	1.0		ug/L	U	YES	UJ	UJ														A-
Naphthalene	0.20		ug/L	U	YES	UJ	UJ														A-
Nitrobenzene	1.0		ug/L	U	YES	UJ	UJ														A-
N-nitroso-di-n-propylamine	1.0		ug/L	U	YES	UJ	UJ														A-
N-Nitrosodiphenylamine	1.0		ug/L	U	YES	UJ	UJ														A-
Pentachlorophenol	5.0		ug/L	U	YES	UJ	UJ						UJ								A-,G-
Phenanthrene	0.20		ug/L	U	YES	UJ	UJ														A-
Phenol	1.0		ug/L	U	YES	UJ	UJ						UJ								A-,G-
Pyrene	0.20		ug/L	U	YES	UJ	UJ														A-
Analysis Method : 9012A						**Dilution: 1**															
Cyanide	0.0042		mg/L	B	YES	J	~~QdX~~				J			J							L
Analysis Method : SW8330 Modified						**Dilution: 1**															
Nitroguanidine	20		ug/L	U	YES	UJ	UJ														A-

* Overall result qualifier reflects summation of qualifiers added during automated data review and any qualifiers added manually for categories not assessed by automated data review

Sample Qualification Report with Reason Codes (All Results sorted by Client Sample ID)

Client Sample ID : FWGEQUIPRinse4-0504-GW **Lab Report Batch :** A7G120309 **Lab ID :** STLCAN

Sample Date : 07/12/2007 **Analysis Type: DL** **Sample Matrix :** AQ

Lab Sample ID: A7G120309010

Reviewed By / Date : Heather McCoy 9/14/07 **Approved By / Date :**

Analyte Name	Result	Uncertainty / Error	Result Units	Lab Qual	Rep Res	Overall Qual*	Temp	HT	MB	LCS	MS	Lab Dup	Surr	Rep Limit	Moist Tot/Dis	Field QC	Tune	IC	ICV	CV / CCV	Reason Codes
Analysis Method : 8330						**Dilution: 0.96**															
1,3,5-Trinitrobenzene	0.096		ug/L	U	YES																
1,3-Dinitrobenzene	0.096		ug/L	U	YES																
2,4,6-TNT	0.096		ug/L	U	YES																
2,4-Dinitrotoluene	0.057		ug/L	J	YES	J								J							L
2,6-Dinitrotoluene	0.084		ug/L	J	YES	J								J							L
2-Amino-4,6-dinitrotoluene	0.096		ug/L	U	YES																
2-Nitrotoluene	0.48		ug/L	U	YES																
3-Nitrotoluene	0.48		ug/L	U	YES																
4-Amino-2,6-Dinitrotoluene	0.096		ug/L	U	YES																
4-Nitrotoluene	0.48		ug/L	U	YES																
HMX	0.096		ug/L	U	YES																
Nitrobenzene	0.20		ug/L	PG	YES	J															PJ
NITROGLYCERINE	0.62		ug/L	U	YES																
Pentaerythritol Tetranitrate (PETN)	0.66		ug/L	PG	YES	J															PJ
RDX	0.096		ug/L	U	YES																
TETRYL	0.096		ug/L	U	YES																

* Overall result qualifier reflects summation of qualifiers added during automated data review and any qualifiers added manually for categories not assessed by automated data review

Sample Qualification Report with Reason Codes (All Results sorted by Client Sample ID)

Client Sample ID : FWGEQUIPRinse4-0504-GW **Lab Report Batch :** A7G120309 **Lab ID :** STLCAN

Sample Date : 07/12/2007 **Analysis Type: RE** **Sample Matrix :** AQ

Lab Sample ID: A7G120309010

Reviewed By / Date : Heather McCoy 9/14/07 **Approved By / Date :**

Analyte Name	Result	Uncertainty / Error	Result Units	Lab Qual	Rep Res	Overall Qual*	Temp	HT	MB	LCS	MS	Lab Dup	Surr	Rep Limit	Moist Tot/Dis	Field QC	Tune	IC	ICV	CV / CCV	Reason Codes
Analysis Method : 353.2 Modified						**Dilution: 1**															
Nitrocellulose	0.50		mg/L	U	YES																

* Overall result qualifier reflects summation of qualifiers added during automated data review and any qualifiers added manually for categories not assessed by automated data review

Sample Qualification Report with Reason Codes (All Results sorted by Client Sample ID)

Client Sample ID : FWGEQUIPRinse4-0504-GW **Lab Report Batch :** A7G120309 **Lab ID :** STLCAN

Sample Date : 07/12/2007 **Analysis Type: RES** **Sample Matrix :** AQ

Lab Sample ID: A7G120309010

Reviewed By / Date : H medley 9/14/2007 **Approved By / Date :**

Analyte Name	Result	Uncertainty / Error	Result Units	Lab Qual	Rep Res	Overall Qual*	Temp	HT	MB	LCS	MS	Lab Dup	Surr	Rep Limit	Moist Tot/Dis	Field QC	Tune	IC	ICV	CV / CCV	Reason Codes
Analysis Method : 8081A						**Dilution: 1**															
4,4'-DDD	0.030		ug/L	U	YES																
4,4'-DDE	0.030		ug/L	U	YES																
4,4'-DDT	0.030		ug/L	U	YES																
Aldrin	0.030		ug/L	U	YES																
alpha-BHC	0.030		ug/L	U	YES																
alpha-Chordane	0.030		ug/L	U	YES																
beta-BHC	0.030		ug/L	U	YES																
delta-BHC	0.030		ug/L	U	YES																
Dieldrin	0.030		ug/L	U	YES																
Endosulfan I	0.025		ug/L	U	YES	UJ				UJ											J-
Endosulfan II	0.025		ug/L	U	YES																
Endosulfan sulfate	0.030		ug/L	U	YES																
Endrin	0.030		ug/L	U	YES																
Endrin aldehyde	0.030		ug/L	U	YES																
Endrin ketone	0.030		ug/L	U	YES																
gamma-BHC	0.030		ug/L	U	YES																
gamma-Chlordane	0.030		ug/L	U	YES																
Heptachlor	0.030		ug/L	U	YES																
Heptachlor epoxide	0.030		ug/L	U	YES																
Methoxychlor	0.10		ug/L	U	YES																
Toxaphene	2.0		ug/L	U	YES	R														R	W-
Analysis Method : 8082						**Dilution: 1**															
Aroclor 1016	0.50		ug/L	U	YES																
Aroclor 1221	0.50		ug/L	U	YES																
Aroclor 1232	0.50		ug/L	U	YES																
Aroclor 1242	0.50		ug/L	U	YES																
Aroclor 1248	0.50		ug/L	U	YES																
Aroclor 1254	0.50		ug/L	U	YES																
Aroclor 1260	0.50		ug/L	U	YES																
Analysis Method : 8260B						**Dilution: 1**															
1,1,1-Trichloroethane	1.0		ug/L	U	YES																
1,1,2,2-Tetrachloroethane	1.0		ug/L	U	YES																

* Overall result qualifier reflects summation of qualifiers added during automated data review and any qualifiers added manually for categories not assessed by automated data review

Sample Qualification Report with Reason Codes (All Results sorted by Client Sample ID)

Client Sample ID : FWGEQUIPRinse4-0504-GW **Lab Report Batch :** A7G120309 **Lab ID :** STLCAN

Sample Date : 07/12/2007 **Analysis Type: RES** **Sample Matrix :** AQ

Lab Sample ID: A7G120309010

Reviewed By / Date : Heather Nelly 9/14/07 **Approved By / Date :**

Analyte Name	Result	Uncertainty / Error	Result Units	Lab Qual	Rep Res	Overall Qual*	Temp	HT	MB	LCS	MS	Lab Dup	Surr	Rep Limit	Moist Tot/Dis	Field QC	Tune	IC	ICV	CV / CCV	Reason Codes
Analysis Method : 8260B						**Dilution: 1**															
1,1,2-Trichloroethane	1.0		ug/L	U	YES																
1,1-Dichloroethane	1.0		ug/L	U	YES																
1,1-Dichloroethene	1.0		ug/L	U	YES																
1,2-Dibromoethane	1.0		ug/L	U	YES																
1,2-Dichloroethane	1.0		ug/L	U	YES																
1,2-Dichloroethene (total)	1.0		ug/L	U	YES																
1,2-Dichloropropane	1.0		ug/L	U	YES																
2-Butanone	10		ug/L	U	YES																
2-Hexanone	10		ug/L	U	YES																
4-Methyl-2-pentanone	10		ug/L	U	YES																
Acetone	2.7		ug/L	J B	YES	~~UJ~~					J			J		~~U~~				J	~~LO~~
Benzene	1.0		ug/L	U	YES																
Bromochloromethane	1.0		ug/L	U	YES																
Bromodichloromethane	1.0		ug/L	U	YES																
Bromoform	1.0		ug/L	U	YES																
Bromomethane	1.0		ug/L	U	YES																
Carbon disulfide	1.0		ug/L	U	YES																
Carbon tetrachloride	1.0		ug/L	U	YES																
Chlorobenzene	1.0		ug/L	U	YES																
Chloroethane	1.0		ug/L	U	YES																
Chloroform	1.0		ug/L	U	YES																
Chloromethane	0.31		ug/L	J	YES	J								J							L
cis-1,2-Dichloroethene	1.0		ug/L	U	YES																
cis-1,3-Dichloropropene	1.0		ug/L	U	YES																
Dibromochloromethane	1.0		ug/L	U	YES																
Ethylbenzene	1.0		ug/L	U	YES																
M&P-XYLENES	2.0		ug/L	U	YES																
Methylene chloride	2.0		ug/L	U	YES	None															
o-Xylene	1.0		ug/L	U	YES																
Styrene	1.0		ug/L	U	YES																
Tetrachloroethene	1.0		ug/L	U	YES																

* Overall result qualifier reflects summation of qualifiers added during automated data review and any qualifiers added manually for categories not assessed by automated data review

Sample Qualification Report with Reason Codes (All Results sorted by Client Sample ID)

Client Sample ID : FWGEQUIPRinse4-0504-GW **Lab Report Batch :** A7G120309 **Lab ID :** STLCAN

Sample Date : 07/12/2007 **Analysis Type: RES** **Sample Matrix :** AQ

Lab Sample ID: A7G120309010

Reviewed By / Date : Heather Kelley 9/14/07 **Approved By / Date :**

Analyte Name	Result	Uncertainty / Error	Result Units	Lab Qual	Rep Res	Overall Qual*	Temp	HT	MB	LCS	MS	Lab Dup	Surr	Rep Limit	Moist Tot/Dis	Field QC	Tune	IC	ICV	CV / CCV	Reason Codes
Analysis Method : 8260B						**Dilution: 1**															
Toluene	1.0		ug/L	U	YES																
TOTAL XYLENES	2.0		ug/L	U	YES																
trans-1,2-Dichloroethene	1.0		ug/L	U	YES																
trans-1,3-Dichloropropene	1.0		ug/L	U	YES																
Trichloroethene	1.0		ug/L	U	YES																
Vinyl chloride	1.0		ug/L	U	YES																
Analysis Method : 8270C						**Dilution: 1**															
1,2,4-Trichlorobenzene	1.0		ug/L	U	YES																
1,2-Dichlorobenzene	1.0		ug/L	U	YES																
1,3-Dichlorobenzene	1.0		ug/L	U	YES																
1,4-Dichlorobenzene	1.0		ug/L	U	YES																
2,2-OXYBIS (1-CHLOROPROPANE)	1.0		ug/L	U	YES																
2,4,5-Trichlorophenol	5.0		ug/L	U	YES																
2,4,6-Trichlorophenol	5.0		ug/L	U	YES																
2,4-Dichlorophenol	2.0		ug/L	U	YES																
2,4-Dimethylphenol	2.0		ug/L	U	YES																
2,4-Dinitrophenol	5.0		ug/L	U	YES																
2,4-Dinitrotoluene	5.0		ug/L	U	YES																
2,6-Dinitrotoluene	5.0		ug/L	U	YES																
2-Chloronaphthalene	1.0		ug/L	U	YES																
2-Chlorophenol	1.0		ug/L	U	YES																
2-Methylnaphthalene	0.20		ug/L	U	YES																
2-Methylphenol	1.0		ug/L	U	YES																
2-Nitroaniline	2.0		ug/L	U	YES																
2-Nitrophenol	2.0		ug/L	U	YES																
3,3'-Dichlorobenzidine	5.0		ug/L	U	YES																
3-Nitroaniline	2.0		ug/L	U	YES																
4,6-Dinitro-2-methylphenol	5.0		ug/L	U	YES																
4-Bromophenyl phenyl ether	2.0		ug/L	U	YES																
4-Chloro-3-methylphenol	2.0		ug/L	U	YES																
4-Chloroaniline	2.0		ug/L	U	YES																

* Overall result qualifier reflects summation of qualifiers added during automated data review and any qualifiers added manually for categories not assessed by automated data review

Sample Qualification Report with Reason Codes (All Results sorted by Client Sample ID)

Client Sample ID : FWGEQUIPRinse4-0504-GW **Lab Report Batch :** A7G120309 **Lab ID :** STLCAN

Sample Date : 07/12/2007 **Analysis Type: RES** **Sample Matrix :** AQ

Lab Sample ID: A7G120309010

Reviewed By / Date : Heather McCoy 9/14/07 **Approved By / Date :**

Analyte Name	Result	Uncertainty / Error	Result Units	Lab Qual	Rep Res	Overall Qual*	Temp	HT	MB	LCS	MS	Lab Dup	Surr	Rep Limit	Moist Tot/Dis	Field QC	Tune	IC	ICV	CV / CCV	Reason Codes
Analysis Method : 8270C						**Dilution: 1**															
4-Chlorophenyl phenyl ether	2.0		ug/L	U	YES																
4-Methylphenol	1.0		ug/L	U	YES																
4-Nitroanaline	2.0		ug/L	U	YES																
4-Nitrophenol	5.0		ug/L	U	YES																
Acenaphthene	0.20		ug/L	U	YES																
Acenaphthylene	0.20		ug/L	U	YES																
Anthracene	0.20		ug/L	U	YES																
Benzo(a)anthracene	0.20		ug/L	U	YES																
Benzo(a)pyrene	0.20		ug/L	U	YES																
Benzo(b)fluoranthene	0.20		ug/L	U	YES																
BENZO(G,H,I)PERYLENE	0.20		ug/L	U	YES																
Benzo(k)fluoranthene	0.20		ug/L	U	YES																
Benzoic acid	10		ug/L	U	YES	R				R											J-
Benzyl alcohol	5.0		ug/L	U	YES																
bis(2-Chloroethoxy)methane	1.0		ug/L	U	YES																
bis(2-Chloroethyl) ether	1.0		ug/L	U	YES																
bis(2-Ethylhexyl) phthalate	10		ug/L	U	YES																
Butylbenzyl Phthalate	1.0		ug/L	U	YES																
Carbazole	1.0		ug/L	U	YES																
Chrysene	0.20		ug/L	U	YES																
dibenzo(a,h)anthracene	0.20		ug/L	U	YES																
Dibenzofuran	1.0		ug/L	U	YES																
Diethyl phthalate	1.0		ug/L	U	YES																
Dimethyl phthalate	1.0		ug/L	U	YES																
Di-n-butyl phthalate	1.0		ug/L	U	YES																
Di-n-octyl phthalate	1.0		ug/L	U	YES																
Fluoranthene	0.20		ug/L	U	YES																
Fluorene	0.20		ug/L	U	YES																
Hexachlorobenzene	0.20		ug/L	U	YES																
Hexachlorobutadiene	1.0		ug/L	U	YES																
Hexachlorocyclopentadiene	10		ug/L	U	YES	R				R											J-

* Overall result qualifier reflects summation of qualifiers added during automated data review and any qualifiers added manually for categories not assessed by automated data review

Sample Qualification Report with Reason Codes (All Results sorted by Client Sample ID)

Client Sample ID : FWGEQUIPRinse4-0504-GW **Lab Report Batch :** A7G120309 **Lab ID :** STLCAN

Sample Date : 07/12/2007 **Analysis Type: RES** **Sample Matrix :** AQ

Lab Sample ID: A7G120309010

Reviewed By / Date : Heather Reddy 9/14/07 **Approved By / Date :**

Analyte Name	Result	Uncertainty / Error	Result Units	Lab Qual	Rep Res	Overall Qual*	Temp	HT	MB	LCS	MS	Lab Dup	Surr	Rep Limit	Moist Tot/Dis	Field QC	Tune	IC	ICV	CV / CCV	Reason Codes
Analysis Method : 8270C						**Dilution: 1**															
Hexachloroethane	1.0		ug/L	U	YES																
Indeno(1,2,3-cd)pyrene	0.20		ug/L	U	YES																
Isophorone	1.0		ug/L	U	YES																
Naphthalene	0.20		ug/L	U	YES																
Nitrobenzene	1.0		ug/L	U	YES																
N-nitroso-di-n-propylamine	1.0		ug/L	U	YES																
N-Nitrosodiphenylamine	1.0		ug/L	U	YES																
Pentachlorophenol	5.0		ug/L	U	YES																
Phenanthrene	0.20		ug/L	U	YES																
Phenol	1.0		ug/L	U	YES																
Pyrene	0.20		ug/L	U	YES																
Analysis Method : 9012A						**Dilution: 1**															
Cyanide	0.010		mg/L	U	YES	~~UJ~~					~~UJ~~										1
Analysis Method : SW8330 Modified						**Dilution: 1**															
Nitroguanidine	20		ug/L	U	YES																

* Overall result qualifier reflects summation of qualifiers added during automated data review and any qualifiers added manually for categories not assessed by automated data review

Sample Qualification Report with Reason Codes (All Results sorted by Client Sample ID)

Client Sample ID : FWGEQUIPRinse4-0504-GW **Lab Report Batch :** A7G120309 **Lab ID :** STLCAN

Sample Date : 07/12/2007 **Analysis Type: RES/TOT** **Sample Matrix :** AQ

Lab Sample ID: A7G120309010

Reviewed By / Date : H medley 9/14/2007 **Approved By / Date :**

Analyte Name	Result	Uncertainty / Error	Result Units	Lab Qual	Rep Res	Overall Qual*	Temp	HT	MB	LCS	MS	Lab Dup	Surr	Rep Limit	Moist Tot/Dis	Field QC	Tune	IC	ICV	CV / CCV	Reason Codes
Analysis Method : 6010B						**Dilution: 1**															
Arsenic	5.0		ug/L	U	YES																
Barium	10.0		ug/L	U	YES																
Calcium	1000		ug/L	U	YES																
Chromium	5.0		ug/L	U	YES																
Cobalt	5.0		ug/L	U	YES																
Copper	5.0		ug/L	U	YES																
Lead	3.0		ug/L	U	YES																
Magnesium	1000		ug/L	U	YES																
Manganese	10.0		ug/L	U	YES																
Nickel	10.0		ug/L	U	YES																
Potassium	146		ug/L	B J	YES	J								J							L
Selenium	5.0		ug/L	U	YES																
Silver	5.0		ug/L	U	YES																
Sodium	1000		ug/L	U	YES																
Vanadium	10.0		ug/L	U	YES																
Analysis Method : 6020						**Dilution: 1**															
Aluminum	197		ug/L		YES	J						J									Z, B
Antimony	2.0		ug/L	U	YES																
Beryllium	1.0		ug/L	U	YES																
Cadmium	0.50		ug/L	U	YES																
Iron	336		ug/L		YES	J															B
Thallium	1.0		ug/L	U	YES																
Zinc	2.7		ug/L	B J	YES	J						J		J							L
Analysis Method : 7470A						**Dilution: 1**															
Mercury	0.20		ug/L	U	YES																

* Overall result qualifier reflects summation of qualifiers added during automated data review and any qualifiers added manually for categories not assessed by automated data review

Sample Qualification Report with Reason Codes (All Results sorted by Client Sample ID)

Client Sample ID : FWGTrip-Team1 **Lab Report Batch :** A7G120309 **Lab ID :** STLCAN

Sample Date : 07/12/2007 **Analysis Type: RES** **Sample Matrix :** AQ

Lab Sample ID: A7G120309011

Reviewed By / Date : Heather McClay 9/14/07 **Approved By / Date :**

Analyte Name	Result	Uncertainty / Error	Result Units	Lab Qual	Rep Res	Overall Qual*	Temp	HT	MB	LCS	MS	Lab Dup	Surr	Rep Limit	Moist Tot/Dis	Field QC	Tune	IC	ICV	CV / CCV	Reason Codes
Analysis Method : 8260B						**Dilution: 1**															
1,1,1-Trichloroethane	1.0		ug/L	U	YES																
1,1,2,2-Tetrachloroethane	1.0		ug/L	U	YES																
1,1,2-Trichloroethane	1.0		ug/L	U	YES																
1,1-Dichloroethane	1.0		ug/L	U	YES																
1,1-Dichloroethene	1.0		ug/L	U	YES																
1,2-Dibromoethane	1.0		ug/L	U	YES																
1,2-Dichloroethane	1.0		ug/L	U	YES																
1,2-Dichloroethene (total)	1.0		ug/L	U	YES																
1,2-Dichloropropane	1.0		ug/L	U	YES																
2-Butanone	10		ug/L	U	YES																
2-Hexanone	10		ug/L	U	YES																
4-Methyl-2-pentanone	10		ug/L	U	YES																
Acetone	1.3		ug/L	J B	YES	J					J			J						J	L
Benzene	1.0		ug/L	U	YES																
Bromochloromethane	1.0		ug/L	U	YES																
Bromodichloromethane	1.0		ug/L	U	YES																
Bromoform	1.0		ug/L	U	YES																
Bromomethane	1.0		ug/L	U	YES																
Carbon disulfide	1.0		ug/L	U	YES																
Carbon tetrachloride	1.0		ug/L	U	YES																
Chlorobenzene	1.0		ug/L	U	YES																
Chloroethane	1.0		ug/L	U	YES																
Chloroform	1.0		ug/L	U	YES																
Chloromethane	1.0		ug/L	U	YES																
cis-1,2-Dichloroethene	1.0		ug/L	U	YES																
cis-1,3-Dichloropropene	1.0		ug/L	U	YES																
Dibromochloromethane	1.0		ug/L	U	YES																
Ethylbenzene	1.0		ug/L	U	YES																
M&P-XYLENES	2.0		ug/L	U	YES																
Methylene chloride	0.97		ug/L	J B	YES	B J			B V	J				J						J	L, F
o-Xylene	1.0		ug/L	U	YES																

Project Number and Name: 030240.0005 - Ravenna GW **Library Used:** Ravenna GW

ADR 8.1 Report Date: 9/14/2007 10:39

* Overall result qualifier reflects summation of qualifiers added during automated data review and any qualifiers added manually for categories not assessed by automated data review

Sample Qualification Report with Reason Codes (All Results sorted by Client Sample ID)

Client Sample ID : FWGTrip-Team1 **Lab Report Batch :** A7G120309 **Lab ID :** STLCAN

Sample Date : 07/12/2007 **Analysis Type: RES** **Sample Matrix :** AQ

Lab Sample ID: A7G120309011

Reviewed By / Date : Heather Holley 9/14/07 **Approved By / Date :**

Analyte Name	Result	Uncertainty / Error	Result Units	Lab Qual	Rep Res	Overall Qual*	Temp	HT	MB	LCS	MS	Lab Dup	Surr	Rep Limit	Moist Tot/Dis	Field QC	Tune	IC	ICV	CV / CCV	Reason Codes
Analysis Method : 8260B						**Dilution: 1**															
Styrene	1.0		ug/L	U	YES																
Tetrachloroethene	1.0		ug/L	U	YES																
Toluene	1.0		ug/L	U	YES																
TOTAL XYLENES	2.0		ug/L	U	YES																
trans-1,2-Dichloroethene	1.0		ug/L	U	YES																
trans-1,3-Dichloropropene	1.0		ug/L	U	YES																
Trichloroethene	1.0		ug/L	U	YES																
Vinyl chloride	1.0		ug/L	U	YES																

* Overall result qualifier reflects summation of qualifiers added during automated data review and any qualifiers added manually for categories not assessed by automated data review

Sample Qualification Report with Reason Codes (All Results sorted by Client Sample ID)

Client Sample ID : FWGTRIPTeam2 **Lab Report Batch :** A7G120309 **Lab ID :** STLCAN

Sample Date : 07/12/2007 **Analysis Type: RES** **Sample Matrix :** AQ

Lab Sample ID: A7G120309005

Reviewed By / Date : Heather Holley 9/14/07 **Approved By / Date :**

Analyte Name	Result	Uncertainty / Error	Result Units	Lab Qual	Rep Res	Overall Qual*	Temp	HT	MB	LCS	MS	Lab Dup	Surr	Rep Limit	Moist Tot/Dis	Field QC	Tune	IC	ICV	CV / CCV	Reason Codes
Analysis Method : 8260B						**Dilution: 1**															
1,1,1-Trichloroethane	1.0		ug/L	U	YES																
1,1,2,2-Tetrachloroethane	1.0		ug/L	U	YES																
1,1,2-Trichloroethane	1.0		ug/L	U	YES																
1,1-Dichloroethane	1.0		ug/L	U	YES																
1,1-Dichloroethene	1.0		ug/L	U	YES																
1,2-Dibromoethane	1.0		ug/L	U	YES																
1,2-Dichloroethane	1.0		ug/L	U	YES																
1,2-Dichloroethene (total)	1.0		ug/L	U	YES																
1,2-Dichloropropane	1.0		ug/L	U	YES																
2-Butanone	10		ug/L	U	YES																
2-Hexanone	10		ug/L	U	YES																
4-Methyl-2-pentanone	10		ug/L	U	YES																
Acetone	1.2		ug/L	J B	YES	J					J			J						J	L
Benzene	1.0		ug/L	U	YES																
Bromochloromethane	1.0		ug/L	U	YES																
Bromodichloromethane	1.0		ug/L	U	YES																
Bromoform	1.0		ug/L	U	YES																
Bromomethane	1.0		ug/L	U	YES																
Carbon disulfide	1.0		ug/L	U	YES																
Carbon tetrachloride	1.0		ug/L	U	YES																
Chlorobenzene	1.0		ug/L	U	YES																
Chloroethane	1.0		ug/L	U	YES																
Chloroform	1.0		ug/L	U	YES																
Chloromethane	1.0		ug/L	U	YES																
cis-1,2-Dichloroethene	1.0		ug/L	U	YES																
cis-1,3-Dichloropropene	1.0		ug/L	U	YES																
Dibromochloromethane	1.0		ug/L	U	YES																
Ethylbenzene	1.0		ug/L	U	YES																
M&P-XYLENES	2.0		ug/L	U	YES																
Methylene chloride	0.86		ug/L	J B	YES	BJ			B	J				J						J	L, F
o-Xylene	1.0		ug/L	U	YES																

Project Number and Name: 030240.0005 - Ravenna GW **Library Used:** Ravenna GW

ADR 8.1 Report Date: 9/14/2007 10:39

* Overall result qualifier reflects summation of qualifiers added during automated data review and any qualifiers added manually for categories not assessed by automated data review

Sample Qualification Report with Reason Codes (All Results sorted by Client Sample ID)

Client Sample ID : FWGTRIPTeam2 **Lab Report Batch :** A7G120309 **Lab ID :** STLCAN

Sample Date : 07/12/2007 **Analysis Type: RES** **Sample Matrix :** AQ

Lab Sample ID: A7G120309005

Reviewed By / Date : Heather Molloy 9/14/07 **Approved By / Date :**

Analyte Name	Result	Uncertainty / Error	Result Units	Lab Qual	Rep Res	Overall Qual*	Temp	HT	MB	LCS	MS	Lab Dup	Surr	Rep Limit	Moist Tot/Dis	Field QC	Tune	IC	ICV	CV / CCV	Reason Codes
Analysis Method : 8260B						**Dilution: 1**															
Styrene	1.0		ug/L	U	YES																
Tetrachloroethene	1.0		ug/L	U	YES																
Toluene	1.0		ug/L	U	YES																
TOTAL XYLENES	2.0		ug/L	U	YES																
trans-1,2-Dichloroethene	1.0		ug/L	U	YES																
trans-1,3-Dichloropropene	1.0		ug/L	U	YES																
Trichloroethene	1.0		ug/L	U	YES																
Vinyl chloride	1.0		ug/L	U	YES																

* Overall result qualifier reflects summation of qualifiers added during automated data review and any qualifiers added manually for categories not assessed by automated data review

Sample Qualification Report with Reason Codes (All Results sorted by Client Sample ID)

Client Sample ID : FWGTRIP-Team3 **Lab Report Batch :** A7G120309 **Lab ID :** STLCAN

Sample Date : 07/12/2007 **Analysis Type: RES** **Sample Matrix :** AQ

Lab Sample ID: A7G120309019

Reviewed By / Date : Heather McElroy 9/14/07 **Approved By / Date :**

Analyte Name	Result	Uncertainty / Error	Result Units	Lab Qual	Rep Res	Overall Qual*	Temp	HT	MB	LCS	MS	Lab Dup	Surr	Rep Limit	Moist Tot/Dis	Field QC	Tune	IC	ICV	CV / CCV	Reason Codes
Analysis Method : 8260B						**Dilution: 1**															
1,1,1-Trichloroethane	1.0		ug/L	U	YES																
1,1,2,2-Tetrachloroethane	1.0		ug/L	U	YES																
1,1,2-Trichloroethane	1.0		ug/L	U	YES																
1,1-Dichloroethane	1.0		ug/L	U	YES																
1,1-Dichloroethene	1.0		ug/L	U	YES																
1,2-Dibromoethane	1.0		ug/L	U	YES																
1,2-Dichloroethane	1.0		ug/L	U	YES																
1,2-Dichloroethene (total)	1.0		ug/L	U	YES																
1,2-Dichloropropane	1.0		ug/L	U	YES																
2-Butanone	10		ug/L	U	YES																
2-Hexanone	10		ug/L	U	YES																
4-Methyl-2-pentanone	10		ug/L	U	YES																
Acetone	1.1		ug/L	J B	YES	J					J			J						J	L
Benzene	1.0		ug/L	U	YES																
Bromochloromethane	1.0		ug/L	U	YES																
Bromodichloromethane	1.0		ug/L	U	YES																
Bromoform	1.0		ug/L	U	YES																
Bromomethane	1.0		ug/L	U	YES																
Carbon disulfide	1.0		ug/L	U	YES																
Carbon tetrachloride	1.0		ug/L	U	YES																
Chlorobenzene	1.0		ug/L	U	YES																
Chloroethane	1.0		ug/L	U	YES																
Chloroform	1.0		ug/L	U	YES																
Chloromethane	1.0		ug/L	U	YES																
cis-1,2-Dichloroethene	1.0		ug/L	U	YES																
cis-1,3-Dichloropropene	1.0		ug/L	U	YES																
Dibromochloromethane	1.0		ug/L	U	YES																
Ethylbenzene	1.0		ug/L	U	YES																
M&P-XYLENES	2.0		ug/L	U	YES																
Methylene chloride	0.98		ug/L	J B	YES	GW			B	J				J						J	L
o-Xylene	1.0		ug/L	U	YES																

Project Number and Name: 030240.0005 - Ravenna GW **Library Used:** Ravenna GW

ADR 8.1 Report Date: 9/14/2007 10:39

* Overall result qualifier reflects summation of qualifiers added during automated data review and any qualifiers added manually for categories not assessed by automated data review

Sample Qualification Report with Reason Codes (All Results sorted by Client Sample ID)

Client Sample ID : FWGTRIP-Team3 **Lab Report Batch :** A7G120309 **Lab ID :** STLCAN

Sample Date : 07/12/2007 **Analysis Type: RES** **Sample Matrix :** AQ

Lab Sample ID: A7G120309019

Reviewed By / Date : Heather Holley 9/14/07 **Approved By / Date :**

Analyte Name	Result	Uncertainty / Error	Result Units	Lab Qual	Rep Res	Overall Qual*	Temp	HT	MB	LCS	MS	Lab Dup	Surr	Rep Limit	Moist Tot/Dis	Field QC	Tune	IC	ICV	CV / CCV	Reason Codes
Analysis Method : 8260B						**Dilution: 1**															
Styrene	1.0		ug/L	U	YES																
Tetrachloroethene	1.0		ug/L	U	YES																
Toluene	1.0		ug/L	U	YES																
TOTAL XYLENES	2.0		ug/L	U	YES																
trans-1,2-Dichloroethene	1.0		ug/L	U	YES																
trans-1,3-Dichloropropene	1.0		ug/L	U	YES																
Trichloroethene	1.0		ug/L	U	YES																
Vinyl chloride	1.0		ug/L	U	YES																

* Overall result qualifier reflects summation of qualifiers added during automated data review and any qualifiers added manually for categories not assessed by automated data review

Sample Qualification Report with Reason Codes (All Results sorted by Client Sample ID)

Client Sample ID : FWGTRIP-Team3-071107 **Lab Report Batch :** A7G120309 **Lab ID :** STLCAN

Sample Date : 07/11/2007 **Analysis Type: RES** **Sample Matrix :** AQ

Lab Sample ID: A7G120309014

Reviewed By / Date : 9/14/07 **Approved By / Date :**

Analyte Name	Result	Uncertainty / Error	Result Units	Lab Qual	Rep Res	Overall Qual*	Temp	HT	MB	LCS	MS	Lab Dup	Surr	Rep Limit	Moist Tot/Dis	Field QC	Tune	IC	ICV	CV / CCV	Reason Codes
Analysis Method : 8260B						**Dilution: 1**															
1,1,1-Trichloroethane	1.0		ug/L	U	YES																
1,1,2,2-Tetrachloroethane	1.0		ug/L	U	YES																
1,1,2-Trichloroethane	1.0		ug/L	U	YES																
1,1-Dichloroethane	1.0		ug/L	U	YES																
1,1-Dichloroethene	1.0		ug/L	U	YES																
1,2-Dibromoethane	1.0		ug/L	U	YES																
1,2-Dichloroethane	1.0		ug/L	U	YES																
1,2-Dichloroethene (total)	1.0		ug/L	U	YES																
1,2-Dichloropropane	1.0		ug/L	U	YES																
2-Butanone	10		ug/L	U	YES																
2-Hexanone	10		ug/L	U	YES																
4-Methyl-2-pentanone	10		ug/L	U	YES																
Acetone	1.5		ug/L	J B	YES	J					J			J						J	L
Benzene	1.0		ug/L	U	YES																
Bromochloromethane	1.0		ug/L	U	YES																
Bromodichloromethane	1.0		ug/L	U	YES																
Bromoform	1.0		ug/L	U	YES																
Bromomethane	1.0		ug/L	U	YES																
Carbon disulfide	1.0		ug/L	U	YES																
Carbon tetrachloride	1.0		ug/L	U	YES																
Chlorobenzene	1.0		ug/L	U	YES																
Chloroethane	1.0		ug/L	U	YES																
Chloroform	1.0		ug/L	U	YES																
Chloromethane	1.0		ug/L	U	YES																
cis-1,2-Dichloroethene	1.0		ug/L	U	YES																
cis-1,3-Dichloropropene	1.0		ug/L	U	YES																
Dibromochloromethane	1.0		ug/L	U	YES																
Ethylbenzene	1.0		ug/L	U	YES																
M&P-XYLENES	2.0		ug/L	U	YES																
Methylene chloride	2.0		ug/L	U	YES	None															
o-Xylene	1.0		ug/L	U	YES																

* Overall result qualifier reflects summation of qualifiers added during automated data review and any qualifiers added manually for categories not assessed by automated data review

Sample Qualification Report with Reason Codes (All Results sorted by Client Sample ID)

Client Sample ID : FWGTRIP-Team3-071107 **Lab Report Batch :** A7G120309 **Lab ID :** STLCAN

Sample Date : 07/11/2007 **Analysis Type: RES** **Sample Matrix :** AQ

Lab Sample ID: A7G120309014

Reviewed By / Date : Heather Nadby 9/14/07 **Approved By / Date :**

Analyte Name	Result	Uncertainty / Error	Result Units	Lab Qual	Rep Res	Overall Qual*	Temp	HT	MB	LCS	MS	Lab Dup	Surr	Rep Limit	Moist Tot/Dis	Field QC	Tune	IC	ICV	CV / CCV	Reason Codes
Analysis Method : 8260B						**Dilution: 1**															
Styrene	1.0		ug/L	U	YES																
Tetrachloroethene	1.0		ug/L	U	YES																
Toluene	1.0		ug/L	U	YES																
TOTAL XYLENES	2.0		ug/L	U	YES																
trans-1,2-Dichloroethene	1.0		ug/L	U	YES																
trans-1,3-Dichloropropene	1.0		ug/L	U	YES																
Trichloroethene	1.0		ug/L	U	YES																
Vinyl chloride	1.0		ug/L	U	YES																

* Overall result qualifier reflects summation of qualifiers added during automated data review and any qualifiers added manually for categories not assessed by automated data review

Reason Code Library: Example 1

Category	Code
Low Bias Indicator	-
High Bias Indicator	+
Temperature	A
Holding Times	
Sampling to Analysis	C
Sampling to Extraction	D
Extaction to Analysis	E
Method Blanks	F
Surrogate Recovery	G
MS/MSD	
MS/MSD Recovery	H
MS/MSD RPD	I
LCS	
LCS Recovery	J
LCS RPD	K
Reporting Limits	L
Field QC	
Field Blank	M
Equipment Blank	N
Trip Blank	O
Field Duplicate	P

Category	Code
Initial Calibration	
Initial Calibration RRF	Q
Initial Calibration RSD	R
Initial Calibration Cor. Coef	S
Initial Calibration Verification	
Initial Calibration Verificaton RRF	T
Initial CalibrationVerification %D	U
Continuing Calibration	
Continuing Calibraiton RRF	V
Continuing Calibration %D	W
GC/MS Tune	
GC/MS Tune for Initial Calibration	X
GC/MS Tune for Continuing Calibration	Y
Laboratory Duplicate	Z
Categories not Assessed by Automated Data Review*	
Internal Standards	Is
Calibration Blanks	Cb
Resolution Check Mixture	Rm
Performance Evaluation Mixture	Pm
Professional Judgement	Pj

* Qualifiers for data-review categories not assessed by automated data review are manually entered by the user. The application automaticallly adds reason codes listed here when the user manually adds qualifiers for these categories if the option for applying reason codes was selected during automated data review.

CASE NARRATIVE

A7G120309

The following report contains the analytical results for fifteen water samples and four quality control samples submitted to TestAmerica (formerly STL North Canton) by Environmental Quality Mgt, Inc from the FWGWMP RVAAP Site, project number 30240.006. The samples were received July 12, 2007, according to documented sample acceptance procedures.

The Explosives, Nitroguanidine and Nitrocellulose analyses were performed at TestAmerica West Sacramento.

TestAmerica utilizes USEPA approved methods in all analytical work. The samples presented in this report were analyzed for the parameter(s) listed on the analytical methods summary page in accordance with the method(s) indicated. Preliminary results were provided to Eric Corbin and Heather Medley on August 02, 2007. A summary of QC data for these analyses is included at the back of the report.

TestAmerica North Canton attests to the validity of the laboratory data generated by TestAmerica facilities reported herein. All analyses performed by TestAmerica facilities were done using established laboratory SOPs that incorporate QA/QC procedures described in the applicable methods. TestAmerica's operations groups have reviewed the data for compliance with the laboratory QA/QC plan, and data have been found to be compliant with laboratory protocols unless otherwise noted below.

The test results in this report meet all NELAP requirements for parameters for which accreditation is required or available. Any exceptions to NELAP requirements are noted in this report. Pursuant to NELAP, this report may not be reproduced, except in full, without the written approval of the laboratory.

Please refer to the Quality Control Elements Narrative following this case narrative for additional quality control information.

If you have any questions, please call the Project Manager, Mark J. Loeb, at 330-497-9396.

This report is sequentially paginated. The final page of the report is labeled as "END OF REPORT."

SUPPLEMENTAL QC INFORMATION

SAMPLE RECEIVING

The temperature of the cooler upon sample receipt was 3.6°C.

See TestAmerica's Cooler Receipt Form for additional information.

CASE NARRATIVE (continued)

GC/MS VOLATILES

The method blank associated with QC Batch 7204259 contains Acetone at a concentration below the reporting limit and Methylene chloride at a concentration above the reporting limit. Samples that contain concentrations of these target analytes at reportable levels are flagged with "B". All target analytes in the Method Blank must be below the reporting limit (RL) or the associated samples must be ND with the exception of common laboratory contaminants.

The samples that contain results between the MDL and the RL were flagged with "J". There is a possibility of false positive or mis-identification at these quantitation levels. In analytical methods requiring confirmation of the analyte reported, confirmation was performed only down to the standard reporting limit (SRL). The acceptance criteria for QC samples may not be met at these quantitation levels.

The laboratory control sample (LCS) and laboratory control sample duplicate (LCSD) associated with QC Batch 7204259 show recoveries for Methylene chloride above stated control limits and Acrolein below stated control limits. Acrolein is not a contaminant of concern. Methylene chloride is biased high and was not detected above the reporting limit in the samples associated with this QC Batch.

The LCS/LCSD associated with QC Batch 7204259 had recoveries and/or RPD's out high for Methylene Chloride. Since there were no hits detected in any of the associated samples, no corrective action was necessary.

The matrix spike/matrix spike duplicate performed on sample FWGBKGmw-017C-0469-GW had recoveries outside acceptance limits. However, since the associated method blank and laboratory control sample and laboratory control sample duplicate were in control, no corrective action was necessary.

The opening and closing QC MRL had Methylene Chloride outside of acceptance limits high, however the associated samples were ND for that compound, so no corrective action was required.

GC/MS SEMIVOLATILES

The samples that contain results between the MDL and the RL were flagged with "J". There is a possibility of false positive or mis-identification at these quantitation levels. In analytical methods requiring confirmation of the analyte reported, confirmation was performed only down to the standard reporting limit (SRL). The acceptance criteria for QC samples may not be met at these quantitation levels.

CASE NARRATIVE (continued)

GC/MS SEMIVOLATILES (continued)

The LCS associated with QC Batch 7194032 had recoveries outside QC criteria for Benzoic acid and Hexachlorocyclopentadiene. Both compounds are noted as poor responders.

The matrix spike/matrix spike duplicate performed on sample FWGBKGmw-017C-0469-GW had RPD's and recoveries outside acceptance limits. However, since the associated method blank and laboratory control sample were in control, no corrective action was necessary.

Sample FWGBKGmw-005C-0461-GW had the surrogate recovery for 2-Fluorophenol outside acceptance limits. However, since the recovery was greater than 10%, no corrective action was taken.

PESTICIDES-8081

The LCS associated with QC Batch 7195085 shows recovery for Endosulfan I low and outside acceptance criteria. No corrective action was performed.

The matrix spike/matrix spike duplicate performed on sample FWGBKGmw-017C-0469-GW had recoveries outside acceptance limits. However, since the associated method blank and laboratory control sample were in control, no corrective action was necessary.

POLYCHLORINATED BIPHENYLS-8082

The matrix spike/matrix spike duplicate performed on sample FWGBKGmw-017C-0469-GW had RPD's outside acceptance limits. However, since the associated method blank and laboratory control sample were in control, no corrective action was necessary.

METALS

The samples that contain results between the MDL and the RL were flagged with "B". There is the possibility of false positive or mis-identification at these quantitation levels. The acceptance criteria for the ICB, CCB, and Method Blank are +/- the standard reporting limit (SRL).

Serial dilution of a sample in this lot indicates that physical and chemical interferences were present. Refer to the sample report pages for the affected analytes flagged with "E".

The sample(s) that contained concentrations of target analyte(s) at a reportable level in the associated Method Blank(s) were flagged with "J". Refer to the sample report pages for the affected analyte(s).

CASE NARRATIVE (continued)

GENERAL CHEMISTRY

The samples that contain results between the MDL and the RL were flagged with "B". There is the possibility of false positive or mis-identification at these quantitation levels. The acceptance criteria for the ICB, CCB, and Method Blank are +/- the standard reporting limit (SRL).

The matrix spike/matrix spike duplicate performer on sample FWGBKGmw-017C-0469-GW had RPD's outside acceptance limits. However, since the associated method blank and laboratory control sample were in control, no corrective action was necessary.

The matrix spike/matrix spike duplicate for batch 7211392 had RPD's outside acceptance limits. However, since the associated method blank and laboratory control sample were in control, no corrective action was necessary.

CASE NARRATIVE

STL SACRAMENTO PROJECT NUMBER A7G120309

WATER, 8330, Explosives
Sample(s): 1, 3, 6, 9, 10, 12, 15, 17
The matrix spikes, which were performed on sample 1, showed a high RPD for 1,3,5-trinitrobenzene due to possible matrix interferences. Since the laboratory control sample showed acceptable recoveries, no corrective action was performed.

There were no other anomalies associated with this project.

QUALITY CONTROL ELEMENTS NARRATIVE

TestAmerica North Canton (formerly STL North Canton) conducts a quality assurance/quality control (QA/QC) program designed to provide scientifically valid and legally defensible data. Toward this end, several types of quality control indicators are incorporated into the QA/QC program, which is described in detail in QA Policy, QA-003. These indicators are introduced into the sample testing process to provide a mechanism for the assessment of the analytical data.

QC BATCH

Environmental samples are taken through the testing process in groups called QUALITY CONTROL BATCHES (QC batches). A QC batch contains up to twenty environmental samples of a similar matrix (water, soil) that are processed using the same reagents and standards. TestAmerica North Canton (formerly STL North Canton) requires that each environmental sample be associated with a QC batch.

Several quality control samples are included in each QC batch and are processed identically to the twenty environmental samples.

For SW846/RCRA methods, QC samples include a METHOD BLANK (MB), a LABORATORY CONTROL SAMPLE (LCS) and, where appropriate, a MATRIX SPIKE/MATRIX SPIKE DUPLICATE (MS/MSD) pair or a MATRIX SPIKE/SAMPLE DUPLICATE (MS/DU) pair. If there is insufficient sample to perform an MS/MSD or an MS/DU, then a LABORATORY CONTROL SAMPLE DUPLICATE (LCSD) is included in the QC batch.

For 600 series/CWA methods, QC samples include a METHOD BLANK (MB), a LABORATORY CONTROL SAMPLE (LCS) and, where appropriate, a MATRIX SPIKE (MS). An MS is prepared and analyzed at a 10% frequency for GC Methods and at a 5% frequency for GC/MS methods.

LABORATORY CONTROL SAMPLE

The Laboratory Control Sample is a QC sample that is created by adding known concentrations of a full or partial set of target analytes to a matrix similar to that of the environmental samples in the QC batch. Multi peak responders may not be included in the target spike list due to co-elution. The LCS analyte recovery results are used to monitor the analytical process and provide evidence that the laboratory is performing the method within acceptable guidelines. All control analytes indicated by a bold type in the LCS must meet acceptance criteria. Failure to meet the established recovery guidelines requires the repreparation and reanalysis of all samples in the QC batch. Comparison of only the failed parameters from the first batch are evaluated. The only exception to the rework requirement is that if the LCS recoveries are biased high and the associated sample is ND (non-detected) for the parameter(s) of interest, the batch is acceptable.

At times, a Laboratory Control Sample Duplicate (LCSD) is also included in the QC batch. An LCSD is a QC sample that is created and handled identically to the LCS. Analyte recovery data from the LCSD is assessed in the same way as that of the LCS. The LCSD recoveries, together with the LCS recoveries, are used to determine the reproducibility (precision) of the analytical system. Precision data are expressed as relative percent differences (RPDs). If the RPD fails for an LCS/LCSD and yet the recoveries are within acceptance criteria, the batch is still acceptable.

METHOD BLANK

The Method Blank is a QC sample consisting of all the reagents used in analyzing the environmental samples contained in the QC batch. Method Blank results are used to determine if interference or contamination in the analytical system could lead to the reporting of false positive data or elevated analyte concentrations. All target analytes must be below the reporting limits (RL) or the associated sample(s) must be ND except under the following circumstances:

- Common organic contaminants may be present at concentrations up to 5 times the reporting limits. Common metals contaminants may be present at concentrations up to 2 times the reporting limit, or the reported blank concentration must be twenty fold less than the concentration reported in the associated environmental samples. (See common laboratory contaminants listed in the table.)

Volatile (GC or GC/MS)	Semivolatile (GC/MS)	Metals ICP-MS	Metals ICP Trace
Methylene Chloride, Acetone, 2-Butanone	Phthalate Esters	Copper, Iron, Zinc, Lead, Calcium, Magnesium, Potassium, Sodium, Barium, Chromium, Manganese	Copper, Iron, Zinc, Lead

- Organic blanks will be accepted if compounds detected in the blank are present in the associated samples at levels 10 times the blank level. Inorganic blanks will be accepted if elements detected in the blank are present in the associated samples at 20 times the blank level.

- Blanks will be accepted if the compounds/elements detected are not present in any of the associated environmental samples.

Failure to meet these Method Blank criteria requires the repreparation and reanalysis of all samples in the QC batch.

MATRIX SPIKE/MATRIX SPIKE DUPLICATE

A Matrix Spike and a Matrix Spike Duplicate are a pair of environmental samples to which known concentrations of a full or partial set of target analytes are added. The MS/MSD results are determined in the same manner as the results of the environmental sample used to prepare the MS/MSD. The analyte recoveries and the relative percent differences (RPDs) of the recoveries are calculated and used to evaluate the effect of the sample matrix on the analytical results. Due to the potential variability of the matrix of each sample, the MS/MSD results may not have an immediate bearing on any samples except the one spiked; therefore, the associated batch MS/MSD may not reflect the same compounds as the samples contained in the analytical report. When these MS/MSD results fail to meet acceptance criteria, the data is evaluated. If the LCS is within acceptance criteria, the batch is considered acceptable.

For certain methods, a Matrix Spike/Sample Duplicate (MS/DU) may be included in the QC batch in place of the MS/MSD. For the parameters (i.e. pH, ignitability) where it is not possible to prepare a spiked sample, a Sample Duplicate may be included in the QC batch. However, a Sample Duplicate is less likely to provide usable precision statistics depending on the likelihood of finding concentrations below the standard reporting limit. When the Sample Duplicate result fails to meet acceptance criteria, the data is evaluated.

For certain methods (600 series methods/CWA), a Matrix Spike is required in place of a Matrix Spike/Matrix Spike Duplicate (MS/MSD) or Matrix Spike/Sample Duplicate (MS/DU).

The acceptance criteria do not apply to samples that are diluted.

SURROGATE COMPOUNDS

In addition to these batch-related QC indicators, each organic environmental and QC sample is spiked with surrogate compounds. Surrogates are organic chemicals that behave similarly to the analytes of interest and that are rarely present in the environment. Surrogate recoveries are used to monitor the individual performance of a sample in the analytical system.

If surrogate recoveries are biased high in the LCS, LCSD, or the Method Blank, and the associated sample(s) are ND, the batch is acceptable. Otherwise, if the LCS, LCSD, or Method Blank surrogate(s) fail to meet recovery criteria, the entire sample batch is reprepared and reanalyzed. If the surrogate recoveries are outside criteria for environmental samples, the samples will be reprepared and reanalyzed unless there is objective evidence of matrix interference or if the sample dilution is greater than the threshold outlined in the associated method SOP.

The acceptance criteria do not apply to samples that are diluted. All other surrogate recoveries will be reported.

For the GC/MS BNA methods, the surrogate criterion is that two of the three surrogates for each fraction must meet acceptance criteria. The third surrogate must have a recovery of ten percent or greater.

For the Pesticide and PCB methods, the surrogate criterion is that one of two surrogate compounds must meet acceptance criteria. The second surrogate must have a recovery of 10% or greater.

MANUAL INTEGRATION SUMMARY

Lot A7G120309

Client ID: FWGBKGmw-017C-0469-
Compound Name: 1,4-Dichlorobenzene-d4
Instrument ID: a4hp7.i
File Name: J2Q8W1AF.D
Inj. Date and Time: 30-JUL-2007 13:48
Manual Integration Reason: Poor Chromatography

Client ID: FWGBKGmw-017C-0469-
Compound Name: 4-Nitroaniline
Instrument ID: a4hp7.i
File Name: J2Q8W1AF.D
Inj. Date and Time: 31-JUL-2007 13:45
Manual Integration Reason: Manually Assigned

Client ID: FWGBKGmw-017C-0469-
Compound Name: AROCLOR-1260
Instrument ID: a2hp11.i
File Name: 034F3401.D
Inj. Date and Time: 19-JUL-2007 17:22
Manual Integration Reason: Manually Assigned

Client ID: INTRA-LAB CHECK
Compound Name: Benzoic Acid
Instrument ID: a4hp7.i
File Name: J2R851AC.D
Inj. Date and Time: 24-JUL-2007 12:52
Manual Integration Reason: Unknown

SAMPLE SUMMARY

A7G120309

WO #	SAMPLE#	CLIENT SAMPLE ID	SAMPLED DATE	SAMP TIME
J2Q8W	001	FWGBKGmw-017C-0469-GW	07/12/07	09:15
J2Q9K	002	FWGBKGmw-017C-0469-GF	07/12/07	09:15
J2Q9L	003	FWGBKGmw-016C-0468-GW	07/12/07	11:55
J2Q9M	004	FWGBKGmw-016C-0468-GF	07/12/07	11:55
J2Q9P	005	FWGTRIPTeam2	07/12/07	08:00
J2Q9Q	006	FWGBKGmw-006C-0462-GW	07/12/07	09:33
J2Q9R	007	FWGBKGmw-006C-0462-GF	07/12/07	09:33
J2Q9T	008	FWGBKGmw-018C-0470-GF	07/12/07	11:20
J2Q9V	009	FWGBKGmw-018C-0470-GW	07/12/07	11:20
J2Q9W	010	FWGEQUIPRinse4-0504-GW	07/12/07	12:10
J2Q9X	011	FWGTrip-Team1	07/12/07	08:00
J2Q90	012	FWGBKGmw-019C-0471-GW	07/11/07	18:30
J2Q91	013	FWGBKGmw-019C-0471-GF	07/11/07	18:30
J2Q93	014	FWGTRIP-Team3-071107	07/11/07	08:00
J2Q94	015	FWGBKGmw-005C-0461-GW	07/12/07	08:55
J2Q98	016	FWGBKGmw-005C-0461-GF	07/12/07	08:55
J2Q99	017	FWGBKGmw-015C-0467-GW	07/12/07	10:30
J2RAD	018	FWGBKGmw-015C-0467-GF	07/12/07	10:30
J2RAF	019	FWGTRIP-Team3	07/12/07	08:00

NOTE(S):

- The analytical results of the samples listed above are presented on the following pages.
- All calculations are performed before rounding to avoid round-off errors in calculated results.
- Results noted as "ND" were not detected at or above the stated limit.
- This report must not be reproduced, except in full, without the written approval of the laboratory.
- Results for the following parameters are never reported on a dry weight basis: color, corrosivity, density, flashpoint, ignitability, layers, odor, paint filter test, pH, porosity pressure, reactivity, redox potential, specific gravity, spot tests, solids, solubility, temperature, viscosity, and weight.

Chain of Custody Record

STL-4124 (0901)

SEVERN TRENT **STL**

Severn Trent Laboratories, Inc.

Client: EQM	Project Manager: JOHN Miller	Date: 7-12-07	Chain of Custody Number: 117212
Address: 1800 Carillon Blvd	Telephone Number (Area Code)/Fax Number: 513-825-7500 FAX # -7495	Lab Number: 330-497-9396	Page 1 of 1
City: Cincinnati State: OH Zip Code: 45240	Site Contact: E. Corbin Lab Contact: M. Loeb		
Project Name and Location (State): RVAAP (OH) PN: 30240.0006	Carrier/Waybill Number: STL pickup		
Contract/Purchase Order/Quote No.: PO# 12633			

Sample I.D. No. and Description (Containers for each sample may be combined on one line)	Date	Time	Matrix: Air	Aqueous	Sed.	Soil	Containers & Preservatives: Unpres.	H2SO4	HNO3	HCl	NaOH	ZnAc/NaOH	Analysis (Attach list if more space is needed): VOC 8260	SVOC 8270	Explo 8330	PEST 8081	PCB 8081	Cyanide 9014	Propellant	Metal 6010/6020 7470	Special Instructions/ Conditions of Receipt	Cooler ID#
FWGBKGmw017C-0469-GW	7-12-07	0915		X			30			9	3		X	X	X	X	X	X	X			C95/L057
FWGBKGmw-017C-0469-GF	7-12-07	0915		X					3											X	MSMSD	of L017
FWGBKGmw-016C-0468-GW	7-12-07	1155		X			10			3	1		X	X	X	X	X	X	X		MSMSD	L059
FWGBKGmw-016C-0468-GF	"	1155		X					1											X		L059
FWGTRIPTeam2	7-12-07	0800		X								2	X									C95

Possible Hazard Identification: ☒ Non-Hazard ☐ Flammable ☐ Skin Irritant ☐ Poison B ☐ Unknown

Sample Disposal: ☐ Return To Client ☒ Disposal By Lab ☐ Archive For ____ Months (A fee may be assessed if samples are retained longer than 1 month)

Turn Around Time Required: ☐ 24 Hours ☐ 48 Hours ☐ 7 Days ☐ 14 Days ☒ 21 Days ☐ Other Per Sow

QC Requirements (Specify): Metals are Field Filtered

	Date	Time		Date	Time
1. Relinquished By: [signature]	7-12-07	1440	1. Received By: Rick Robison	7-12-07	1440
2. Relinquished By: Rick Robison	7-12-07	1530	2. Received By: [signature]	7.12.07	1530
3. Relinquished By			3. Received By		

Comments: Temps may not meet Requirements IF Sample collection is late in day close to lab pickup

DISTRIBUTION: WHITE - Returned to Client with Report; CANARY - Stays with the Sample; PINK - Field Copy

All VOAs in C95

Cooler ID# - L059/L017/L051/C95

TestAmerica North Canton

20

Chain of Custody Record

SEVERN TRENT **STL**

Severn Trent Laboratories, Inc.

STL-4124 (0901)

Client: EQM	Project Manager: JOHN Miller	Date: 7/12/07	Chain of Custody Number: 117209
Address: 1800 Carillon Blvd.	Telephone Number (Area Code)/Fax Number: 513-825-7500 FAX-7495	Lab Number: 330-497-9396	Page 1 of 1
City: Cincinnati; State: OH; Zip Code: 45240	Site Contact: E. Corbin; Lab Contact: M. Loeb		
Project Name and Location (State): RVAAP (OH) PN. 30240.0006	Carrier/Waybill Number:		
Contract/Purchase Order/Quote No.: PO# 12633			

Analysis (Attach list if more space is needed)

Sample I.D. No. and Description (Containers for each sample may be combined on one line)	Date	Time	Air	Aqueous	Sed.	Soil	Unpres.	H2SO4	HNO3	HCl	NaOH	ZnAc/NaOH	VOC 8260	SVOC 8270	Explo 8330	PEST 8081	PCB 8082	Cyanide 9012	Propellant	Metal 6010/6020 7470	Special Instructions/ Conditions of Receipt
FWGBKGmw-006C-0462-GFW EC 7/12/07	7/12/07	09:33		X			10			3	1		X	X	X	X	X	X	X		COOLER Q500
FWGBKGmw-006C-0462-GWF EC 7/12/07	7/12/07	09:33		X					1											X	Q500
FWGBKGmw-018C-0470-GF	7/12/07	11:20		X					1											X	D101
FWGBKGmw-018C-0470-GW	7/12/07	11:20		X			10			3	1		X	X	X	X	X	X	X		D101
FWGEQUIPRinse4-0504-GW	7/12/07	12:10		X			10		1	3	1		X	X	X	X	X	X	X	X	Metals not filtered/A704
FWGTrip-Team 1	7/12/07	08:00		X						2			X								Q500

EC 7/12/07

Possible Hazard Identification: ☒ Non-Hazard ☐ Flammable ☐ Skin Irritant ☐ Poison B ☐ Unknown

Sample Disposal: ☐ Return To Client ☒ Disposal By Lab ☐ Archive For ____ Months (A fee may be assessed if samples are retained longer than 1 month)

Turn Around Time Required: ☐ 24 Hours ☐ 48 Hours ☐ 7 Days ☐ 14 Days ☒ 21 Days ☐ Other Per Sow

QC Requirements (Specify): Metals Are Field Filtered

	Date	Time		Date	Time
1. Relinquished By: Erik C. Corbin EQ	7/12/07	14:40	1. Received By: Rick Robison	7-12-07	1440
2. Relinquished By: Rick Robison	7-12-07	1530	2. Received By: [signature]	7-12-07	1530
3. Relinquished By:			3. Received By:		

Comments: Temps may not meet requirements If Sample collection is late in day close to Lab pick up

DISTRIBUTION: WHITE - Returned to Client with Report; CANARY - Stays with the Sample; PINK - Field Copy

Cooler ID# - All VOCs in Q500

TestAmerica North Canton

21

Chain of Custody Record

SEVERN TRENT **STL**

Severn Trent Laboratories, Inc.

22

STL-4124 (0901)

Client: EQM	Project Manager: JOHN Miller	Date: 7-12-07	Chain of Custody Number: 117210
Address: 1800 CARILLON BLVD	Telephone Number (Area Code)/Fax Number: 513-825-7500 FAX 7495	Lab Number: 830-[illegible]-93[illegible]	Page 1 of 1
City: CINCINNATI / State: OH / Zip Code: 45240	Site Contact: E. CORBIN	Lab Contact: M. LOEB	
Project Name and Location (State): RVAAP (OH) PN. 30240.0006	Carrier/Waybill Number: STL Pickup		
Contract/Purchase Order/Quote No.: PO# 12633			

Analysis (Attach list if more space is needed): VOC 8260, SVOC 8270, EXPLO 8330, TCL 8081, Cyanide 9012, Propellant, Metal 6010/7470

Special Instructions/ Conditions of Receipt

Sample I.D. No. and Description (Containers for each sample may be combined on one line)	Date	Time	Matrix: Air	Aqueous	Sed.	Soil	Containers & Preservatives: Unpres.	H2SO4	HNO3	HCl	NaOH	ZnAc/ NaOH		Special Instructions
FWGBKGMW-019C-0471-GW	7-11-07			X			10			3	1			LO46
FWGBKGMW-019C-0471-GF	7-11-07			X					1				X	LO46
FWGTRIP-TEAM3-071107	7-11-07	0800		X								2	X	LO46
FWGBKGMW-005C-0461-GW	7-12-07	855		X			6			3	1			C120
FWGBKGMW-005C-0461-GF	7-12-07	855		X					1				X	C120 LO46
FWGBKGMW-015C-0467-GW	7-12-07	1030		X			6			3	1			Minimums collected LO46
FWGBKGMW-015C-0467-GF	"	1030		X					1				X	Minimums collected LO46
FWGTRIP-TEAM3	7-12-07	0800		X								2	X	

Possible Hazard Identification: ☒ Non-Hazard ☐ Flammable ☐ Skin Irritant ☐ Poison B ☐ Unknown

Sample Disposal: ☐ Return To Client ☒ Disposal By Lab ☐ Archive For _____ Months (A fee may be assessed if samples are retained longer than 1 month)

Turn Around Time Required: ☐ 24 Hours ☐ 48 Hours ☐ 7 Days ☐ 14 Days ☒ 21 Days ☐ Other Per SOW

QC Requirements (Specify): Metals ARE Field Filtered

	Date	Time		Date	Time
1. Relinquished By	7-12-07	1440	1. Received By: Rick Robison	7-12-07	1440
2. Relinquished By: Rick Robison	7-12-07	1530	2. Received By	7.12.07	1530
3. Relinquished By			3. Received By		

Comments: Temps MAY NOT meet Requirements IF Sample collection is late in DAY close to LAB pickup. All VOAs in LO46 COOLER ID # - LO46 | C120 | LO26

DISTRIBUTION: WHITE - Returned to Client with Report: CANARY - Stays with the Sample: PINK - Field Copy

TestAmerica North Canton

Loeb, Mark

From: Colleen Lear [clear@eqm.com]
Sent: Monday, July 16, 2007 8:27 AM
To: 'Heather Medley'; Loeb, Mark
Cc: 'Erik Corbin'
Subject: RE: A7G120309

The time was 1830.

Colleen Lear, LG
Geologist / Project Manager
Environmental Quality Management, Inc.
1800 Carillon Boulevard
Cincinnati, Ohio 45240
513-825-7500 voice
513-825-7495 fax

The information contained in this electronic message is intended only for the use of the individual or entity to which it is addressed and may contain information that is privileged, confidential and exempt from disclosure under applicable law. If the reader of this message is not the intended recipient, you are informed that any dissemination, copying or disclosure of the material contained herein, to include any attachments, in whole or in part, is strictly prohibited. If you have received this transmission in error, please notify the sender and purge this message.

-----Original Message-----
From: Heather Medley [mailto:hmedley@eqm.com]
Sent: Friday, July 13, 2007 3:42 PM
To: Mark Loeb
Cc: Erik Corbin; Colleen Lear
Subject: A7G120309

Mark,

Samples FWGBKGmw-019c-0471-GW and GF did not have a sample time on the COC. I will find out the time on Monday so it can be logged into your LIMS.

--
Heather Medley
Environmental Quality Management, Inc.
1800 Carillon Boulevard
Cincinnati, Ohio 45240
(513) 825-7500 voice
(513) 825-7495 fax

The information contained in this electronic message is intended only for the use of the individual or entity to which it is address and may contain information that is privileged, confidential and exempt from disclosure under applicable law. If the reader of this message is not the intended recipient, you are informed that any dissemination, copying or disclosure of the material contained herein, to include any attachments, in whole or in part, is strictly prohibited. If you have received this transmission in

TestAmerica Cooler Receipt Form/Narrative
North Canton Facility

Lot Number: A7G120309

Client: EAM Project: _____ Quote#: _____

Cooler Received on: 7-12-07 Opened on: 7-12-07 By: 7-12-07 (Signature)

Fedx ☐ Client Drop Off ☐ UPS ☐ DHL ☐ FAS ☐ TestAmerica Courier ☒

Stetson ☐ US Cargo ☐ Other: _____

TestAmerica Cooler No# See Attached -10 Foam Box ☐ Client Cooler ☐ Other _____

1. Were custody seals on the outside of the cooler? Yes ☒ No ☐ Intact? Yes ☒ No ☐ NA ☐
   If YES, Quantity _____
   Were the custody seals signed and dated? Yes ☒ No ☐ NA ☐
2. Shipper's packing slip attached to this form? Yes ☐ No ☐ NA ☒
3. Did custody papers accompany the samples? Yes ☒ No ☐ Relinquished by client? Yes ☒ No ☐
4. Did you sign the custody papers in the appropriate place? Yes ☒ No ☐
5. Packing material used: Bubble Wrap ☒ Foam ☒ None ☐ Other: _____
6. Cooler temperature upon receipt Attached °C (see back of form for multiple coolers/temp)

METHOD: Temp Vial ☐ Coolant & Sample ☐ Against Bottles ☐ IR ☒ ICE/H_2O Slurry ☐

COOLANT: Wet Ice ☒ Blue Ice ☐ Dry Ice ☐ Water ☐ None ☐

7. Did all bottles arrive in good condition (Unbroken)? Yes ☒ No ☐
8. Could all bottle labels and/or tags be reconciled with the COC? Yes ☒ No ☐
9. Were samples at the correct pH upon receipt? Yes ☒ No ☐ NA ☐
10. Were correct bottles used for the tests indicated? Yes ☒ No ☐
11. Were air bubbles >6 mm in any VOA vials? Yes ☐ No ☒ NA ☐
12. Sufficient quantity received to perform indicated analyses? Yes ☒ No ☐
13. Was a Trip Blank present in the cooler? Yes ☒ No ☐ Were VOAs on the COC? Yes ☒ No ☐

Contacted PM MJL Date: 7/12/07 by: gm via Voice Mail ☐ Verbal ☒ Other ☐

Concerning: High Temp.

1. CHAIN OF CUSTODY

The following discrepancies occurred:

High temp - L026 -
Received 2xL w/ ID FWGBKGmw-005C-0406-GW @ 0855
COC = FWGBKGmw-005C-0461-GW @ 0855 Will log per COC.

2. SAMPLE CONDITION

Sample(s) _____ were received after the recommended holding time had expired.

Sample(s) _____ were received in a broken container.

3. SAMPLE PRESERVATION

Sample(s) _____ were further preserved in sample receiving to meet recommended pH level(s). *Nitric Acid Lot #042607-HNO3 - Sulfuric Acid Lot # 092006-H2SO4; Sodium Hydroxide Lot # 122805 -NaOH; Hydrochloric Acid Lot # 100504-HCl; Sodium Hydroxide and Zinc Acetate Lot # 050205-CH3COO2ZN/NaOH*

Sample(s) _____ were received with bubble > 6 mm in diameter (cc: PM)

4. Other (see below or back)

Client ID	pH	Date	Initials
017C-GW	<2 <2 <2	7-12-07	NS
016C	<2		
006C	<2		
018C	<2		
Rinse4	<2		
017C GF	712 712 712		
016C	712		
006C	712		
018C	712		
Rinse4	712		

TestAmerica Cooler Receipt Form/Narrative
North Canton Facility

Client ID	pH	Date	Initials
019C GW	<2	7-12-07	JS
005C	<2		
015C	<2		
019 GF	7/2		
005	7/2		
015	7/2		

Cooler	Temp	Method	Coolant
	SEE ATTACHED -NS-		

Discrepancies Cont'd

TestAmerica North Canton Multiple Cooler Form

Lot No. ATG120309

Cooler	Temp	Method	Coolant	Comments
L051	5.4	IR	ice	
D101	3.6	↓	↓	
L059	4.9	↓	↓	
L017	5.6	↓	↓	
Q500	5.3	↓	↓	
A704	5.7	↓	↓	
C95	4.8	↓	↓	
C120	5.2	↓	↓	
L046	4.4	↓	↓	
L026	8.2	↓	NONE NS	

N:\QAQC\LAB_FORM\TestAmerica North Canton Multiple Cooler Form.doc
Revision 1, 06/18/07 JSE

Environmental Quality Mgt., Inc.

Client Sample ID: FWGBKGmw-017C-0469-GW

GC/MS Volatiles

Lot-Sample #...: A7G120309-001 **Work Order #...:** J2Q8W1AA **Matrix.....:** WG
Date Sampled...: 07/12/07 09:15 **Date Received..:** 07/12/07
Prep Date.....: 07/23/07 **Analysis Date..:** 07/23/07
Prep Batch #...: 7204259
Dilution Factor: 1 **Initial Wgt/Vol:** 5 mL **Final Wgt/Vol..:** 5 mL
Method.....: SW846 8260B

PARAMETER	RESULT	REPORTING LIMIT	UNITS	MDL
Bromochloromethane	ND	1.0	ug/L	0.29
1,2-Dibromoethane	ND	1.0	ug/L	0.24
o-Xylene	ND	1.0	ug/L	0.14
m-Xylene & p-Xylene	ND	2.0	ug/L	0.24
cis-1,2-Dichloroethene	ND	1.0	ug/L	0.17
trans-1,2-Dichloroethene	ND	1.0	ug/L	0.19
Chloromethane	ND	1.0	ug/L	0.30
Bromomethane	ND	1.0	ug/L	0.41
Vinyl chloride	ND	1.0	ug/L	0.22
Chloroethane	ND	1.0	ug/L	0.29
Methylene chloride	ND	2.0	ug/L	0.33
Acetone	ND	10	ug/L	1.1
Carbon disulfide	ND	1.0	ug/L	0.13
1,1-Dichloroethene	ND	1.0	ug/L	0.19
1,1-Dichloroethane	ND	1.0	ug/L	0.15
1,2-Dichloroethene (total)	ND	1.0	ug/L	0.34
Chloroform	ND	1.0	ug/L	0.16
1,2-Dichloroethane	ND	1.0	ug/L	0.22
2-Butanone	ND	10	ug/L	0.57
1,1,1-Trichloroethane	ND	1.0	ug/L	0.22
Carbon tetrachloride	ND	1.0	ug/L	0.13
Bromodichloromethane	ND	1.0	ug/L	0.15
1,2-Dichloropropane	ND	1.0	ug/L	0.18
cis-1,3-Dichloropropene	ND	1.0	ug/L	0.14
Trichloroethene	ND	1.0	ug/L	0.17
Dibromochloromethane	ND	1.0	ug/L	0.18
1,1,2-Trichloroethane	ND	1.0	ug/L	0.27
Benzene	ND	1.0	ug/L	0.13
trans-1,3-Dichloropropene	ND	1.0	ug/L	0.19
Bromoform	ND	1.0	ug/L	0.64
4-Methyl-2-pentanone	ND	10	ug/L	0.32
2-Hexanone	ND	10	ug/L	0.41
Tetrachloroethene	ND	1.0	ug/L	0.29
1,1,2,2-Tetrachloroethane	ND	1.0	ug/L	0.18
Toluene	ND	1.0	ug/L	0.13
Chlorobenzene	ND	1.0	ug/L	0.15
Ethylbenzene	ND	1.0	ug/L	0.17

(Continued on next page)

Environmental Quality Mgt., Inc.

Client Sample ID: FWGBKGmw-017C-0469-GW

GC/MS Volatiles

Lot-Sample #...: A7G120309-001 **Work Order #...:** J2Q8W1AA **Matrix.....:** WG

PARAMETER	RESULT	REPORTING LIMIT	UNITS	MDL
Styrene	ND	1.0	ug/L	0.11
Xylenes (total)	ND	2.0	ug/L	0.28

SURROGATE	PERCENT RECOVERY	RECOVERY LIMITS
Dibromofluoromethane	96	(50 - 150)
1,2-Dichloroethane-d4	91	(50 - 150)
Toluene-d8	103	(50 - 150)
4-Bromofluorobenzene	100	(50 - 150)

Environmental Quality Mgt., Inc.

Client Sample ID: FWGBKGmw-016C-0468-GW

GC/MS Volatiles

Lot-Sample #...: A7G120309-003 **Work Order #...:** J2Q9L1AC **Matrix.....:** WG
Date Sampled...: 07/12/07 11:55 **Date Received..:** 07/12/07
Prep Date.....: 07/23/07 **Analysis Date..:** 07/23/07
Prep Batch #...: 7204259
Dilution Factor: 1 **Initial Wgt/Vol:** 5 mL **Final Wgt/Vol..:** 5 mL
Method.....: SW846 8260B

PARAMETER	RESULT	REPORTING LIMIT	UNITS	MDL
Bromochloromethane	ND	1.0	ug/L	0.29
1,2-Dibromoethane	ND	1.0	ug/L	0.24
o-Xylene	ND	1.0	ug/L	0.14
m-Xylene & p-Xylene	ND	2.0	ug/L	0.24
cis-1,2-Dichloroethene	ND	1.0	ug/L	0.17
trans-1,2-Dichloroethene	ND	1.0	ug/L	0.19
Chloromethane	ND	1.0	ug/L	0.30
Bromomethane	ND	1.0	ug/L	0.41
Vinyl chloride	ND	1.0	ug/L	0.22
Chloroethane	ND	1.0	ug/L	0.29
Methylene chloride	ND	2.0	ug/L	0.33
Acetone	ND	10	ug/L	1.1
Carbon disulfide	ND	1.0	ug/L	0.13
1,1-Dichloroethene	ND	1.0	ug/L	0.19
1,1-Dichloroethane	ND	1.0	ug/L	0.15
1,2-Dichloroethene (total)	ND	1.0	ug/L	0.34
Chloroform	ND	1.0	ug/L	0.16
1,2-Dichloroethane	ND	1.0	ug/L	0.22
2-Butanone	ND	10	ug/L	0.57
1,1,1-Trichloroethane	ND	1.0	ug/L	0.22
Carbon tetrachloride	ND	1.0	ug/L	0.13
Bromodichloromethane	ND	1.0	ug/L	0.15
1,2-Dichloropropane	ND	1.0	ug/L	0.18
cis-1,3-Dichloropropene	ND	1.0	ug/L	0.14
Trichloroethene	ND	1.0	ug/L	0.17
Dibromochloromethane	ND	1.0	ug/L	0.18
1,1,2-Trichloroethane	ND	1.0	ug/L	0.27
Benzene	ND	1.0	ug/L	0.13
trans-1,3-Dichloropropene	ND	1.0	ug/L	0.19
Bromoform	ND	1.0	ug/L	0.64
4-Methyl-2-pentanone	ND	10	ug/L	0.32
2-Hexanone	ND	10	ug/L	0.41
Tetrachloroethene	ND	1.0	ug/L	0.29
1,1,2,2-Tetrachloroethane	ND	1.0	ug/L	0.18
Toluene	ND	1.0	ug/L	0.13
Chlorobenzene	ND	1.0	ug/L	0.15
Ethylbenzene	ND	1.0	ug/L	0.17

(Continued on next page)

Environmental Quality Mgt., Inc.

Client Sample ID: FWGBKGmw-016C-0468-GW

GC/MS Volatiles

Lot-Sample #...: A7G120309-003 **Work Order #...:** J2Q9L1AC **Matrix.....:** WG

PARAMETER	RESULT	REPORTING LIMIT	UNITS	MDL
Styrene	ND	1.0	ug/L	0.11
Xylenes (total)	ND	2.0	ug/L	0.28

SURROGATE	PERCENT RECOVERY	RECOVERY LIMITS
Dibromofluoromethane	93	(50 - 150)
1,2-Dichloroethane-d4	88	(50 - 150)
Toluene-d8	100	(50 - 150)
4-Bromofluorobenzene	100	(50 - 150)

Environmental Quality Mgt., Inc.

Client Sample ID: FWGTRIPTeam2

GC/MS Volatiles

Lot-Sample #...: A7G120309-005 **Work Order #...:** J2Q9P1AA **Matrix.....:** WQ
Date Sampled...: 07/12/07 08:00 **Date Received..:** 07/12/07
Prep Date.....: 07/23/07 **Analysis Date..:** 07/23/07
Prep Batch #...: 7204259
Dilution Factor: 1 **Initial Wgt/Vol:** 5 mL **Final Wgt/Vol..:** 5 mL
Method.....: SW846 8260B

PARAMETER	RESULT	REPORTING LIMIT	UNITS	MDL
Bromochloromethane	ND	1.0	ug/L	0.29
1,2-Dibromoethane	ND	1.0	ug/L	0.24
o-Xylene	ND	1.0	ug/L	0.14
m-Xylene & p-Xylene	ND	2.0	ug/L	0.24
cis-1,2-Dichloroethene	ND	1.0	ug/L	0.17
trans-1,2-Dichloroethene	ND	1.0	ug/L	0.19
Chloromethane	ND	1.0	ug/L	0.30
Bromomethane	ND	1.0	ug/L	0.41
Vinyl chloride	ND	1.0	ug/L	0.22
Chloroethane	ND	1.0	ug/L	0.29
Methylene chloride	**0.86 J,B**	**2.0**	**ug/L**	**0.33**
Acetone	**1.2 J,B**	**10**	**ug/L**	**1.1**
Carbon disulfide	ND	1.0	ug/L	0.13
1,1-Dichloroethene	ND	1.0	ug/L	0.19
1,1-Dichloroethane	ND	1.0	ug/L	0.15
1,2-Dichloroethene (total)	ND	1.0	ug/L	0.34
Chloroform	ND	1.0	ug/L	0.16
1,2-Dichloroethane	ND	1.0	ug/L	0.22
2-Butanone	ND	10	ug/L	0.57
1,1,1-Trichloroethane	ND	1.0	ug/L	0.22
Carbon tetrachloride	ND	1.0	ug/L	0.13
Bromodichloromethane	ND	1.0	ug/L	0.15
1,2-Dichloropropane	ND	1.0	ug/L	0.18
cis-1,3-Dichloropropene	ND	1.0	ug/L	0.14
Trichloroethene	ND	1.0	ug/L	0.17
Dibromochloromethane	ND	1.0	ug/L	0.18
1,1,2-Trichloroethane	ND	1.0	ug/L	0.27
Benzene	ND	1.0	ug/L	0.13
trans-1,3-Dichloropropene	ND	1.0	ug/L	0.19
Bromoform	ND	1.0	ug/L	0.64
4-Methyl-2-pentanone	ND	10	ug/L	0.32
2-Hexanone	ND	10	ug/L	0.41
Tetrachloroethene	ND	1.0	ug/L	0.29
1,1,2,2-Tetrachloroethane	ND	1.0	ug/L	0.18
Toluene	ND	1.0	ug/L	0.13
Chlorobenzene	ND	1.0	ug/L	0.15
Ethylbenzene	ND	1.0	ug/L	0.17

(Continued on next page)

Environmental Quality Mgt., Inc.

Client Sample ID: FWGTRIPTeam2

GC/MS Volatiles

Lot-Sample #...: A7G120309-005 **Work Order #...:** J2Q9P1AA **Matrix.....:** WQ

PARAMETER	RESULT	REPORTING LIMIT	UNITS	MDL
Styrene	ND	1.0	ug/L	0.11
Xylenes (total)	ND	2.0	ug/L	0.28

SURROGATE	PERCENT RECOVERY	RECOVERY LIMITS
Dibromofluoromethane	95	(50 - 150)
1,2-Dichloroethane-d4	86	(50 - 150)
Toluene-d8	99	(50 - 150)
4-Bromofluorobenzene	97	(50 - 150)

NOTE(S):

J Estimated result. Result is less than RL.

B Method blank contamination. The associated method blank contains the target analyte at a reportable level.

Environmental Quality Mgt., Inc.

Client Sample ID: FWGBKGmw-006C-0462-GW

GC/MS Volatiles

Lot-Sample #...: A7G120309-006 **Work Order #...:** J2Q9Q1AC **Matrix.....:** WG
Date Sampled...: 07/12/07 09:33 **Date Received..:** 07/12/07
Prep Date.....: 07/23/07 **Analysis Date..:** 07/23/07
Prep Batch #...: 7204259
Dilution Factor: 1 **Initial Wgt/Vol:** 5 mL **Final Wgt/Vol..:** 5 mL
Method.....: SW846 8260B

PARAMETER	RESULT	REPORTING LIMIT	UNITS	MDL
Bromochloromethane	ND	1.0	ug/L	0.29
1,2-Dibromoethane	ND	1.0	ug/L	0.24
o-Xylene	ND	1.0	ug/L	0.14
m-Xylene & p-Xylene	ND	2.0	ug/L	0.24
cis-1,2-Dichloroethene	ND	1.0	ug/L	0.17
trans-1,2-Dichloroethene	ND	1.0	ug/L	0.19
Chloromethane	ND	1.0	ug/L	0.30
Bromomethane	ND	1.0	ug/L	0.41
Vinyl chloride	ND	1.0	ug/L	0.22
Chloroethane	ND	1.0	ug/L	0.29
Methylene chloride	ND	2.0	ug/L	0.33
Acetone	ND	10	ug/L	1.1
Carbon disulfide	ND	1.0	ug/L	0.13
1,1-Dichloroethene	ND	1.0	ug/L	0.19
1,1-Dichloroethane	ND	1.0	ug/L	0.15
1,2-Dichloroethene (total)	ND	1.0	ug/L	0.34
Chloroform	ND	1.0	ug/L	0.16
1,2-Dichloroethane	ND	1.0	ug/L	0.22
2-Butanone	ND	10	ug/L	0.57
1,1,1-Trichloroethane	ND	1.0	ug/L	0.22
Carbon tetrachloride	ND	1.0	ug/L	0.13
Bromodichloromethane	ND	1.0	ug/L	0.15
1,2-Dichloropropane	ND	1.0	ug/L	0.18
cis-1,3-Dichloropropene	ND	1.0	ug/L	0.14
Trichloroethene	ND	1.0	ug/L	0.17
Dibromochloromethane	ND	1.0	ug/L	0.18
1,1,2-Trichloroethane	ND	1.0	ug/L	0.27
Benzene	ND	1.0	ug/L	0.13
trans-1,3-Dichloropropene	ND	1.0	ug/L	0.19
Bromoform	ND	1.0	ug/L	0.64
4-Methyl-2-pentanone	ND	10	ug/L	0.32
2-Hexanone	ND	10	ug/L	0.41
Tetrachloroethene	ND	1.0	ug/L	0.29
1,1,2,2-Tetrachloroethane	ND	1.0	ug/L	0.18
Toluene	ND	1.0	ug/L	0.13
Chlorobenzene	ND	1.0	ug/L	0.15
Ethylbenzene	ND	1.0	ug/L	0.17

(Continued on next page)

Environmental Quality Mgt., Inc.

Client Sample ID: FWGBKGmw-006C-0462-GW

GC/MS Volatiles

Lot-Sample #...: A7G120309-006 **Work Order #...:** J2Q9Q1AC **Matrix.....:** WG

PARAMETER	RESULT	REPORTING LIMIT	UNITS	MDL
Styrene	ND	1.0	ug/L	0.11
Xylenes (total)	ND	2.0	ug/L	0.28

SURROGATE	PERCENT RECOVERY	RECOVERY LIMITS
Dibromofluoromethane	94	(50 - 150)
1,2-Dichloroethane-d4	90	(50 - 150)
Toluene-d8	100	(50 - 150)
4-Bromofluorobenzene	97	(50 - 150)

Environmental Quality Mgt., Inc.

Client Sample ID: FWGBKGmw-018C-0470-GW

GC/MS Volatiles

Lot-Sample #...: A7G120309-009 **Work Order #...:** J2Q9V1AC **Matrix.....:** WG
Date Sampled...: 07/12/07 11:20 **Date Received..:** 07/12/07
Prep Date.....: 07/23/07 **Analysis Date..:** 07/23/07
Prep Batch #...: 7204259
Dilution Factor: 1 **Initial Wgt/Vol:** 5 mL **Final Wgt/Vol..:** 5 mL
Method.....: SW846 8260B

PARAMETER	RESULT	REPORTING LIMIT	UNITS	MDL
Bromochloromethane	ND	1.0	ug/L	0.29
1,2-Dibromoethane	ND	1.0	ug/L	0.24
o-Xylene	ND	1.0	ug/L	0.14
m-Xylene & p-Xylene	ND	2.0	ug/L	0.24
cis-1,2-Dichloroethene	ND	1.0	ug/L	0.17
trans-1,2-Dichloroethene	ND	1.0	ug/L	0.19
Chloromethane	**0.49 J**	**1.0**	**ug/L**	**0.30**
Bromomethane	ND	1.0	ug/L	0.41
Vinyl chloride	ND	1.0	ug/L	0.22
Chloroethane	ND	1.0	ug/L	0.29
Methylene chloride	ND	2.0	ug/L	0.33
Acetone	**1.1 J,B**	**10**	**ug/L**	**1.1**
Carbon disulfide	ND	1.0	ug/L	0.13
1,1-Dichloroethene	ND	1.0	ug/L	0.19
1,1-Dichloroethane	ND	1.0	ug/L	0.15
1,2-Dichloroethene (total)	ND	1.0	ug/L	0.34
Chloroform	ND	1.0	ug/L	0.16
1,2-Dichloroethane	ND	1.0	ug/L	0.22
2-Butanone	ND	10	ug/L	0.57
1,1,1-Trichloroethane	ND	1.0	ug/L	0.22
Carbon tetrachloride	ND	1.0	ug/L	0.13
Bromodichloromethane	ND	1.0	ug/L	0.15
1,2-Dichloropropane	ND	1.0	ug/L	0.18
cis-1,3-Dichloropropene	ND	1.0	ug/L	0.14
Trichloroethene	ND	1.0	ug/L	0.17
Dibromochloromethane	ND	1.0	ug/L	0.18
1,1,2-Trichloroethane	ND	1.0	ug/L	0.27
Benzene	ND	1.0	ug/L	0.13
trans-1,3-Dichloropropene	ND	1.0	ug/L	0.19
Bromoform	ND	1.0	ug/L	0.64
4-Methyl-2-pentanone	ND	10	ug/L	0.32
2-Hexanone	ND	10	ug/L	0.41
Tetrachloroethene	ND	1.0	ug/L	0.29
1,1,2,2-Tetrachloroethane	ND	1.0	ug/L	0.18
Toluene	ND	1.0	ug/L	0.13
Chlorobenzene	ND	1.0	ug/L	0.15
Ethylbenzene	ND	1.0	ug/L	0.17

(Continued on next page)

Environmental Quality Mgt., Inc.

Client Sample ID: FWGBKGmw-018C-0470-GW

GC/MS Volatiles

Lot-Sample #...: A7G120309-009 Work Order #...: J2Q9V1AC Matrix.....: WG

PARAMETER	RESULT	REPORTING LIMIT	UNITS	MDL
Styrene	ND	1.0	ug/L	0.11
Xylenes (total)	ND	2.0	ug/L	0.28

SURROGATE	PERCENT RECOVERY	RECOVERY LIMITS
Dibromofluoromethane	96	(50 - 150)
1,2-Dichloroethane-d4	89	(50 - 150)
Toluene-d8	100	(50 - 150)
4-Bromofluorobenzene	96	(50 - 150)

NOTE(S):

J Estimated result. Result is less than RL.

B Method blank contamination. The associated method blank contains the target analyte at a reportable level.

Environmental Quality Mgt., Inc.

Client Sample ID: FWGEQUIPRinse4-0504-GW

GC/MS Volatiles

Lot-Sample #...: A7G120309-010 **Work Order #...:** J2Q9W1AC **Matrix.....:** WQ
Date Sampled...: 07/12/07 12:10 **Date Received..:** 07/12/07
Prep Date.....: 07/23/07 **Analysis Date..:** 07/23/07
Prep Batch #...: 7204259
Dilution Factor: 1 **Initial Wgt/Vol:** 5 mL **Final Wgt/Vol..:** 5 mL
Method.....: SW846 8260B

PARAMETER	RESULT	REPORTING LIMIT	UNITS	MDL
Bromochloromethane	ND	1.0	ug/L	0.29
1,2-Dibromoethane	ND	1.0	ug/L	0.24
o-Xylene	ND	1.0	ug/L	0.14
m-Xylene & p-Xylene	ND	2.0	ug/L	0.24
cis-1,2-Dichloroethene	ND	1.0	ug/L	0.17
trans-1,2-Dichloroethene	ND	1.0	ug/L	0.19
Chloromethane	**0.31 J**	**1.0**	**ug/L**	**0.30**
Bromomethane	ND	1.0	ug/L	0.41
Vinyl chloride	ND	1.0	ug/L	0.22
Chloroethane	ND	1.0	ug/L	0.29
Methylene chloride	ND	2.0	ug/L	0.33
Acetone	**2.7 J,B**	**10**	**ug/L**	**1.1**
Carbon disulfide	ND	1.0	ug/L	0.13
1,1-Dichloroethene	ND	1.0	ug/L	0.19
1,1-Dichloroethane	ND	1.0	ug/L	0.15
1,2-Dichloroethene (total)	ND	1.0	ug/L	0.34
Chloroform	ND	1.0	ug/L	0.16
1,2-Dichloroethane	ND	1.0	ug/L	0.22
2-Butanone	ND	10	ug/L	0.57
1,1,1-Trichloroethane	ND	1.0	ug/L	0.22
Carbon tetrachloride	ND	1.0	ug/L	0.13
Bromodichloromethane	ND	1.0	ug/L	0.15
1,2-Dichloropropane	ND	1.0	ug/L	0.18
cis-1,3-Dichloropropene	ND	1.0	ug/L	0.14
Trichloroethene	ND	1.0	ug/L	0.17
Dibromochloromethane	ND	1.0	ug/L	0.18
1,1,2-Trichloroethane	ND	1.0	ug/L	0.27
Benzene	ND	1.0	ug/L	0.13
trans-1,3-Dichloropropene	ND	1.0	ug/L	0.19
Bromoform	ND	1.0	ug/L	0.64
4-Methyl-2-pentanone	ND	10	ug/L	0.32
2-Hexanone	ND	10	ug/L	0.41
Tetrachloroethene	ND	1.0	ug/L	0.29
1,1,2,2-Tetrachloroethane	ND	1.0	ug/L	0.18
Toluene	ND	1.0	ug/L	0.13
Chlorobenzene	ND	1.0	ug/L	0.15
Ethylbenzene	ND	1.0	ug/L	0.17

(Continued on next page)

Environmental Quality Mgt., Inc.

Client Sample ID: FWGEQUIPRinse4-0504-GW

GC/MS Volatiles

Lot-Sample #...: A7G120309-010 Work Order #...: J2Q9W1AC Matrix.....: WQ

PARAMETER	RESULT	REPORTING LIMIT	UNITS	MDL
Styrene	ND	1.0	ug/L	0.11
Xylenes (total)	ND	2.0	ug/L	0.28

SURROGATE	PERCENT RECOVERY	RECOVERY LIMITS
Dibromofluoromethane	97	(50 - 150)
1,2-Dichloroethane-d4	92	(50 - 150)
Toluene-d8	101	(50 - 150)
4-Bromofluorobenzene	100	(50 - 150)

NOTE(S):

J Estimated result. Result is less than RL.

B Method blank contamination. The associated method blank contains the target analyte at a reportable level.

Environmental Quality Mgt., Inc.

Client Sample ID: FWGTrip-Team1

GC/MS Volatiles

Lot-Sample #...: A7G120309-011 **Work Order #...:** J2Q9X1AA **Matrix.....:** WQ
Date Sampled...: 07/12/07 08:00 **Date Received..:** 07/12/07
Prep Date.....: 07/23/07 **Analysis Date..:** 07/23/07
Prep Batch #...: 7204259
Dilution Factor: 1 **Initial Wgt/Vol:** 5 mL **Final Wgt/Vol..:** 5 mL
Method.....: SW846 8260B

PARAMETER	RESULT	REPORTING LIMIT	UNITS	MDL
Bromochloromethane	ND	1.0	ug/L	0.29
1,2-Dibromoethane	ND	1.0	ug/L	0.24
o-Xylene	ND	1.0	ug/L	0.14
m-Xylene & p-Xylene	ND	2.0	ug/L	0.24
cis-1,2-Dichloroethene	ND	1.0	ug/L	0.17
trans-1,2-Dichloroethene	ND	1.0	ug/L	0.19
Chloromethane	ND	1.0	ug/L	0.30
Bromomethane	ND	1.0	ug/L	0.41
Vinyl chloride	ND	1.0	ug/L	0.22
Chloroethane	ND	1.0	ug/L	0.29
Methylene chloride	**0.97 J,B**	**2.0**	**ug/L**	**0.33**
Acetone	**1.3 J,B**	**10**	**ug/L**	**1.1**
Carbon disulfide	ND	1.0	ug/L	0.13
1,1-Dichloroethene	ND	1.0	ug/L	0.19
1,1-Dichloroethane	ND	1.0	ug/L	0.15
1,2-Dichloroethene (total)	ND	1.0	ug/L	0.34
Chloroform	ND	1.0	ug/L	0.16
1,2-Dichloroethane	ND	1.0	ug/L	0.22
2-Butanone	ND	10	ug/L	0.57
1,1,1-Trichloroethane	ND	1.0	ug/L	0.22
Carbon tetrachloride	ND	1.0	ug/L	0.13
Bromodichloromethane	ND	1.0	ug/L	0.15
1,2-Dichloropropane	ND	1.0	ug/L	0.18
cis-1,3-Dichloropropene	ND	1.0	ug/L	0.14
Trichloroethene	ND	1.0	ug/L	0.17
Dibromochloromethane	ND	1.0	ug/L	0.18
1,1,2-Trichloroethane	ND	1.0	ug/L	0.27
Benzene	ND	1.0	ug/L	0.13
trans-1,3-Dichloropropene	ND	1.0	ug/L	0.19
Bromoform	ND	1.0	ug/L	0.64
4-Methyl-2-pentanone	ND	10	ug/L	0.32
2-Hexanone	ND	10	ug/L	0.41
Tetrachloroethene	ND	1.0	ug/L	0.29
1,1,2,2-Tetrachloroethane	ND	1.0	ug/L	0.18
Toluene	ND	1.0	ug/L	0.13
Chlorobenzene	ND	1.0	ug/L	0.15
Ethylbenzene	ND	1.0	ug/L	0.17

(Continued on next page)

Environmental Quality Mgt., Inc.

Client Sample ID: FWGTrip-Team1

GC/MS Volatiles

Lot-Sample #...: A7G120309-011 **Work Order #...:** J2Q9X1AA **Matrix.....:** WQ

PARAMETER	RESULT	REPORTING LIMIT	UNITS	MDL
Styrene	ND	1.0	ug/L	0.11
Xylenes (total)	ND	2.0	ug/L	0.28

SURROGATE	PERCENT RECOVERY	RECOVERY LIMITS
Dibromofluoromethane	98	(50 - 150)
1,2-Dichloroethane-d4	91	(50 - 150)
Toluene-d8	101	(50 - 150)
4-Bromofluorobenzene	99	(50 - 150)

NOTE(S):

J Estimated result. Result is less than RL.

B Method blank contamination. The associated method blank contains the target analyte at a reportable level.

Environmental Quality Mgt., Inc.

Client Sample ID: FWGBKGmw-019C-0471-GW

GC/MS Volatiles

Lot-Sample #...: A7G120309-012 Work Order #...: J2Q901AC Matrix.....: WG
Date Sampled...: 07/11/07 18:30 Date Received..: 07/12/07
Prep Date.....: 07/23/07 Analysis Date..: 07/23/07
Prep Batch #...: 7204259
Dilution Factor: 1 Initial Wgt/Vol: 5 mL Final Wgt/Vol..: 5 mL
Method.....: SW846 8260B

PARAMETER	RESULT	REPORTING LIMIT	UNITS	MDL
Bromochloromethane	ND	1.0	ug/L	0.29
1,2-Dibromoethane	ND	1.0	ug/L	0.24
o-Xylene	ND	1.0	ug/L	0.14
m-Xylene & p-Xylene	ND	2.0	ug/L	0.24
cis-1,2-Dichloroethene	ND	1.0	ug/L	0.17
trans-1,2-Dichloroethene	ND	1.0	ug/L	0.19
Chloromethane	ND	1.0	ug/L	0.30
Bromomethane	ND	1.0	ug/L	0.41
Vinyl chloride	ND	1.0	ug/L	0.22
Chloroethane	ND	1.0	ug/L	0.29
Methylene chloride	ND	2.0	ug/L	0.33
Acetone	ND	10	ug/L	1.1
Carbon disulfide	ND	1.0	ug/L	0.13
1,1-Dichloroethene	ND	1.0	ug/L	0.19
1,1-Dichloroethane	ND	1.0	ug/L	0.15
1,2-Dichloroethene (total)	ND	1.0	ug/L	0.34
Chloroform	ND	1.0	ug/L	0.16
1,2-Dichloroethane	ND	1.0	ug/L	0.22
2-Butanone	ND	10	ug/L	0.57
1,1,1-Trichloroethane	ND	1.0	ug/L	0.22
Carbon tetrachloride	ND	1.0	ug/L	0.13
Bromodichloromethane	ND	1.0	ug/L	0.15
1,2-Dichloropropane	ND	1.0	ug/L	0.18
cis-1,3-Dichloropropene	ND	1.0	ug/L	0.14
Trichloroethene	ND	1.0	ug/L	0.17
Dibromochloromethane	ND	1.0	ug/L	0.18
1,1,2-Trichloroethane	ND	1.0	ug/L	0.27
Benzene	ND	1.0	ug/L	0.13
trans-1,3-Dichloropropene	ND	1.0	ug/L	0.19
Bromoform	ND	1.0	ug/L	0.64
4-Methyl-2-pentanone	ND	10	ug/L	0.32
2-Hexanone	ND	10	ug/L	0.41
Tetrachloroethene	ND	1.0	ug/L	0.29
1,1,2,2-Tetrachloroethane	ND	1.0	ug/L	0.18
Toluene	ND	1.0	ug/L	0.13
Chlorobenzene	ND	1.0	ug/L	0.15
Ethylbenzene	ND	1.0	ug/L	0.17

(Continued on next page)

Environmental Quality Mgt., Inc.

Client Sample ID: FWGBKGmw-019C-0471-GW

GC/MS Volatiles

Lot-Sample #...: A7G120309-012 **Work Order #...:** J2Q901AC **Matrix.....:** WG

PARAMETER	RESULT	REPORTING LIMIT	UNITS	MDL
Styrene	ND	1.0	ug/L	0.11
Xylenes (total)	ND	2.0	ug/L	0.28

SURROGATE	PERCENT RECOVERY	RECOVERY LIMITS
Dibromofluoromethane	95	(50 - 150)
1,2-Dichloroethane-d4	91	(50 - 150)
Toluene-d8	99	(50 - 150)
4-Bromofluorobenzene	99	(50 - 150)

Environmental Quality Mgt., Inc.

Client Sample ID: FWGTRIP-Team3-071107

GC/MS Volatiles

Lot-Sample #...: A7G120309-014 **Work Order #...:** J2Q931AA **Matrix.....:** WQ
Date Sampled...: 07/11/07 08:00 **Date Received..:** 07/12/07
Prep Date.....: 07/23/07 **Analysis Date..:** 07/23/07
Prep Batch #...: 7204259
Dilution Factor: 1 **Initial Wgt/Vol:** 5 mL **Final Wgt/Vol..:** 5 mL
Method.....: SW846 8260B

PARAMETER	RESULT	REPORTING LIMIT	UNITS	MDL
Bromochloromethane	ND	1.0	ug/L	0.29
1,2-Dibromoethane	ND	1.0	ug/L	0.24
o-Xylene	ND	1.0	ug/L	0.14
m-Xylene & p-Xylene	ND	2.0	ug/L	0.24
cis-1,2-Dichloroethene	ND	1.0	ug/L	0.17
trans-1,2-Dichloroethene	ND	1.0	ug/L	0.19
Chloromethane	ND	1.0	ug/L	0.30
Bromomethane	ND	1.0	ug/L	0.41
Vinyl chloride	ND	1.0	ug/L	0.22
Chloroethane	ND	1.0	ug/L	0.29
Methylene chloride	ND	2.0	ug/L	0.33
Acetone	**1.5 J,B**	**10**	**ug/L**	**1.1**
Carbon disulfide	ND	1.0	ug/L	0.13
1,1-Dichloroethene	ND	1.0	ug/L	0.19
1,1-Dichloroethane	ND	1.0	ug/L	0.15
1,2-Dichloroethene (total)	ND	1.0	ug/L	0.34
Chloroform	ND	1.0	ug/L	0.16
1,2-Dichloroethane	ND	1.0	ug/L	0.22
2-Butanone	ND	10	ug/L	0.57
1,1,1-Trichloroethane	ND	1.0	ug/L	0.22
Carbon tetrachloride	ND	1.0	ug/L	0.13
Bromodichloromethane	ND	1.0	ug/L	0.15
1,2-Dichloropropane	ND	1.0	ug/L	0.18
cis-1,3-Dichloropropene	ND	1.0	ug/L	0.14
Trichloroethene	ND	1.0	ug/L	0.17
Dibromochloromethane	ND	1.0	ug/L	0.18
1,1,2-Trichloroethane	ND	1.0	ug/L	0.27
Benzene	ND	1.0	ug/L	0.13
trans-1,3-Dichloropropene	ND	1.0	ug/L	0.19
Bromoform	ND	1.0	ug/L	0.64
4-Methyl-2-pentanone	ND	10	ug/L	0.32
2-Hexanone	ND	10	ug/L	0.41
Tetrachloroethene	ND	1.0	ug/L	0.29
1,1,2,2-Tetrachloroethane	ND	1.0	ug/L	0.18
Toluene	ND	1.0	ug/L	0.13
Chlorobenzene	ND	1.0	ug/L	0.15
Ethylbenzene	ND	1.0	ug/L	0.17

(Continued on next page)

Environmental Quality Mgt., Inc.

Client Sample ID: FWGTRIP-Team3-071107

GC/MS Volatiles

Lot-Sample #...: A7G120309-014 **Work Order #...:** J2Q931AA **Matrix.....:** WQ

PARAMETER	RESULT	REPORTING LIMIT	UNITS	MDL
Styrene	ND	1.0	ug/L	0.11
Xylenes (total)	ND	2.0	ug/L	0.28

SURROGATE	PERCENT RECOVERY	RECOVERY LIMITS
Dibromofluoromethane	96	(50 - 150)
1,2-Dichloroethane-d4	92	(50 - 150)
Toluene-d8	97	(50 - 150)
4-Bromofluorobenzene	99	(50 - 150)

NOTE(S):

J Estimated result. Result is less than RL.

B Method blank contamination. The associated method blank contains the target analyte at a reportable level.

Environmental Quality Mgt., Inc.

Client Sample ID: FWGBKGmw-005C-0461-GW

GC/MS Volatiles

Lot-Sample #...: A7G120309-015 **Work Order #...:** J2Q941AC **Matrix.....:** WG
Date Sampled...: 07/12/07 08:55 **Date Received..:** 07/12/07
Prep Date.....: 07/23/07 **Analysis Date..:** 07/23/07
Prep Batch #...: 7204259
Dilution Factor: 1 **Initial Wgt/Vol:** 5 mL **Final Wgt/Vol..:** 5 mL
Method.....: SW846 8260B

PARAMETER	RESULT	REPORTING LIMIT	UNITS	MDL
Bromochloromethane	ND	1.0	ug/L	0.29
1,2-Dibromoethane	ND	1.0	ug/L	0.24
o-Xylene	ND	1.0	ug/L	0.14
m-Xylene & p-Xylene	ND	2.0	ug/L	0.24
cis-1,2-Dichloroethene	ND	1.0	ug/L	0.17
trans-1,2-Dichloroethene	ND	1.0	ug/L	0.19
Chloromethane	ND	1.0	ug/L	0.30
Bromomethane	ND	1.0	ug/L	0.41
Vinyl chloride	ND	1.0	ug/L	0.22
Chloroethane	ND	1.0	ug/L	0.29
Methylene chloride	ND	2.0	ug/L	0.33
Acetone	ND	10	ug/L	1.1
Carbon disulfide	ND	1.0	ug/L	0.13
1,1-Dichloroethene	ND	1.0	ug/L	0.19
1,1-Dichloroethane	ND	1.0	ug/L	0.15
1,2-Dichloroethene (total)	ND	1.0	ug/L	0.34
Chloroform	ND	1.0	ug/L	0.16
1,2-Dichloroethane	ND	1.0	ug/L	0.22
2-Butanone	ND	10	ug/L	0.57
1,1,1-Trichloroethane	ND	1.0	ug/L	0.22
Carbon tetrachloride	ND	1.0	ug/L	0.13
Bromodichloromethane	ND	1.0	ug/L	0.15
1,2-Dichloropropane	ND	1.0	ug/L	0.18
cis-1,3-Dichloropropene	ND	1.0	ug/L	0.14
Trichloroethene	ND	1.0	ug/L	0.17
Dibromochloromethane	ND	1.0	ug/L	0.18
1,1,2-Trichloroethane	ND	1.0	ug/L	0.27
Benzene	ND	1.0	ug/L	0.13
trans-1,3-Dichloropropene	ND	1.0	ug/L	0.19
Bromoform	ND	1.0	ug/L	0.64
4-Methyl-2-pentanone	ND	10	ug/L	0.32
2-Hexanone	ND	10	ug/L	0.41
Tetrachloroethene	ND	1.0	ug/L	0.29
1,1,2,2-Tetrachloroethane	ND	1.0	ug/L	0.18
Toluene	ND	1.0	ug/L	0.13
Chlorobenzene	ND	1.0	ug/L	0.15
Ethylbenzene	ND	1.0	ug/L	0.17

(Continued on next page)

Environmental Quality Mgt., Inc.

Client Sample ID: FWGBKGmw-005C-0461-GW

GC/MS Volatiles

Lot-Sample #...: A7G120309-015 Work Order #...: J2Q941AC Matrix.....: WG

PARAMETER	RESULT	REPORTING LIMIT	UNITS	MDL
Styrene	ND	1.0	ug/L	0.11
Xylenes (total)	ND	2.0	ug/L	0.28

SURROGATE	PERCENT RECOVERY	RECOVERY LIMITS
Dibromofluoromethane	96	(50 - 150)
1,2-Dichloroethane-d4	90	(50 - 150)
Toluene-d8	100	(50 - 150)
4-Bromofluorobenzene	98	(50 - 150)

Environmental Quality Mgt., Inc.

Client Sample ID: FWGBKGmw-015C-0467-GW

GC/MS Volatiles

Lot-Sample #...: A7G120309-017 **Work Order #...:** J2Q991AC **Matrix.....:** WG
Date Sampled...: 07/12/07 10:30 **Date Received..:** 07/12/07
Prep Date.....: 07/23/07 **Analysis Date..:** 07/23/07
Prep Batch #...: 7204259
Dilution Factor: 1 **Initial Wgt/Vol:** 5 mL **Final Wgt/Vol..:** 5 mL
Method.....: SW846 8260B

PARAMETER	RESULT	REPORTING LIMIT	UNITS	MDL
Bromochloromethane	ND	1.0	ug/L	0.29
1,2-Dibromoethane	ND	1.0	ug/L	0.24
o-Xylene	ND	1.0	ug/L	0.14
m-Xylene & p-Xylene	ND	2.0	ug/L	0.24
cis-1,2-Dichloroethene	ND	1.0	ug/L	0.17
trans-1,2-Dichloroethene	ND	1.0	ug/L	0.19
Chloromethane	ND	1.0	ug/L	0.30
Bromomethane	ND	1.0	ug/L	0.41
Vinyl chloride	ND	1.0	ug/L	0.22
Chloroethane	ND	1.0	ug/L	0.29
Methylene chloride	ND	2.0	ug/L	0.33
Acetone	**1.3 J,B**	**10**	**ug/L**	**1.1**
Carbon disulfide	ND	1.0	ug/L	0.13
1,1-Dichloroethene	ND	1.0	ug/L	0.19
1,1-Dichloroethane	ND	1.0	ug/L	0.15
1,2-Dichloroethene (total)	ND	1.0	ug/L	0.34
Chloroform	ND	1.0	ug/L	0.16
1,2-Dichloroethane	ND	1.0	ug/L	0.22
2-Butanone	ND	10	ug/L	0.57
1,1,1-Trichloroethane	ND	1.0	ug/L	0.22
Carbon tetrachloride	ND	1.0	ug/L	0.13
Bromodichloromethane	ND	1.0	ug/L	0.15
1,2-Dichloropropane	ND	1.0	ug/L	0.18
cis-1,3-Dichloropropene	ND	1.0	ug/L	0.14
Trichloroethene	ND	1.0	ug/L	0.17
Dibromochloromethane	ND	1.0	ug/L	0.18
1,1,2-Trichloroethane	ND	1.0	ug/L	0.27
Benzene	ND	1.0	ug/L	0.13
trans-1,3-Dichloropropene	ND	1.0	ug/L	0.19
Bromoform	ND	1.0	ug/L	0.64
4-Methyl-2-pentanone	ND	10	ug/L	0.32
2-Hexanone	ND	10	ug/L	0.41
Tetrachloroethene	ND	1.0	ug/L	0.29
1,1,2,2-Tetrachloroethane	ND	1.0	ug/L	0.18
Toluene	ND	1.0	ug/L	0.13
Chlorobenzene	ND	1.0	ug/L	0.15
Ethylbenzene	ND	1.0	ug/L	0.17

(Continued on next page)

Environmental Quality Mgt., Inc.

Client Sample ID: FWGBKGmw-015C-0467-GW

GC/MS Volatiles

Lot-Sample #...: A7G120309-017 **Work Order #...:** J2Q991AC **Matrix.....:** WG

PARAMETER	RESULT	REPORTING LIMIT	UNITS	MDL
Styrene	ND	1.0	ug/L	0.11
Xylenes (total)	ND	2.0	ug/L	0.28

SURROGATE	PERCENT RECOVERY	RECOVERY LIMITS
Dibromofluoromethane	98	(50 - 150)
1,2-Dichloroethane-d4	92	(50 - 150)
Toluene-d8	98	(50 - 150)
4-Bromofluorobenzene	100	(50 - 150)

NOTE(S):

J Estimated result. Result is less than RL.

B Method blank contamination. The associated method blank contains the target analyte at a reportable level.

Environmental Quality Mgt., Inc.

Client Sample ID: FWGTRIP-Team3

GC/MS Volatiles

Lot-Sample #...: A7G120309-019 **Work Order #...:** J2RAF1AA **Matrix.....:** WQ
Date Sampled...: 07/12/07 08:00 **Date Received..:** 07/12/07
Prep Date.....: 07/23/07 **Analysis Date..:** 07/23/07
Prep Batch #...: 7204259
Dilution Factor: 1 **Initial Wgt/Vol:** 5 mL **Final Wgt/Vol..:** 5 mL
Method.....: SW846 8260B

PARAMETER	RESULT	REPORTING LIMIT	UNITS	MDL
Bromochloromethane	ND	1.0	ug/L	0.29
1,2-Dibromoethane	ND	1.0	ug/L	0.24
o-Xylene	ND	1.0	ug/L	0.14
m-Xylene & p-Xylene	ND	2.0	ug/L	0.24
cis-1,2-Dichloroethene	ND	1.0	ug/L	0.17
trans-1,2-Dichloroethene	ND	1.0	ug/L	0.19
Chloromethane	ND	1.0	ug/L	0.30
Bromomethane	ND	1.0	ug/L	0.41
Vinyl chloride	ND	1.0	ug/L	0.22
Chloroethane	ND	1.0	ug/L	0.29
Methylene chloride	**0.98 J,B**	**2.0**	**ug/L**	**0.33**
Acetone	**1.1 J,B**	**10**	**ug/L**	**1.1**
Carbon disulfide	ND	1.0	ug/L	0.13
1,1-Dichloroethene	ND	1.0	ug/L	0.19
1,1-Dichloroethane	ND	1.0	ug/L	0.15
1,2-Dichloroethene (total)	ND	1.0	ug/L	0.34
Chloroform	ND	1.0	ug/L	0.16
1,2-Dichloroethane	ND	1.0	ug/L	0.22
2-Butanone	ND	10	ug/L	0.57
1,1,1-Trichloroethane	ND	1.0	ug/L	0.22
Carbon tetrachloride	ND	1.0	ug/L	0.13
Bromodichloromethane	ND	1.0	ug/L	0.15
1,2-Dichloropropane	ND	1.0	ug/L	0.18
cis-1,3-Dichloropropene	ND	1.0	ug/L	0.14
Trichloroethene	ND	1.0	ug/L	0.17
Dibromochloromethane	ND	1.0	ug/L	0.18
1,1,2-Trichloroethane	ND	1.0	ug/L	0.27
Benzene	ND	1.0	ug/L	0.13
trans-1,3-Dichloropropene	ND	1.0	ug/L	0.19
Bromoform	ND	1.0	ug/L	0.64
4-Methyl-2-pentanone	ND	10	ug/L	0.32
2-Hexanone	ND	10	ug/L	0.41
Tetrachloroethene	ND	1.0	ug/L	0.29
1,1,2,2-Tetrachloroethane	ND	1.0	ug/L	0.18
Toluene	ND	1.0	ug/L	0.13
Chlorobenzene	ND	1.0	ug/L	0.15
Ethylbenzene	ND	1.0	ug/L	0.17

(Continued on next page)

Environmental Quality Mgt., Inc.

Client Sample ID: FWGTRIP-Team3

GC/MS Volatiles

Lot-Sample #...: A7G120309-019 **Work Order #...:** J2RAF1AA **Matrix.....:** WQ

PARAMETER	RESULT	REPORTING LIMIT	UNITS	MDL
Styrene	ND	1.0	ug/L	0.11
Xylenes (total)	ND	2.0	ug/L	0.28

SURROGATE	PERCENT RECOVERY	RECOVERY LIMITS
Dibromofluoromethane	100	(50 - 150)
1,2-Dichloroethane-d4	92	(50 - 150)
Toluene-d8	96	(50 - 150)
4-Bromofluorobenzene	99	(50 - 150)

NOTE(S):

J Estimated result. Result is less than RL.

B Method blank contamination. The associated method blank contains the target analyte at a reportable level.

Data File: \\cansvr11\dd\chem\MSV\a3ux10.i\P70723A.b\UXX5669.D
Report Date: 23-Jul-2007 10:18

STL North Canton

CONTINUING CALIBRATION COMPOUNDS

Instrument ID: a3ux10.i Injection Date: 23-JUL-2007 09:39
Lab File ID: UXX5669.D Init. Cal. Date(s): 07-MAY-2007 15-JUN-2007
Analysis Type: WATER Init. Cal. Times: 18:31 22:34
Lab Sample ID: 50NG-CC Quant Type: ISTD
Method: \\cansvr11\dd\chem\MSV\a3ux10.i\P70723A.b\8260LLUX10.m

COMPOUND	RRF / AMOUNT	RF50	CCAL RRF50	MIN RRF	%D / %DRIFT	MAX %D / %DRIFT	CURVE TYPE	
$ 4 Dibromofluoromethane	0.21489	0.19980	0.19980	0.010	7.02317	50.00000	Averaged	
$ 5 1,2-Dichloroethane-d4	0.28118	0.26950	0.26950	0.010	4.15521	50.00000	Averaged	
$ 6 Toluene-d8	1.15651	1.20731	1.20731	0.010	-4.39269	50.00000	Averaged	
$ 7 Bromofluorobenzene	0.44228	0.46114	0.46114	0.010	-4.26447	50.00000	Averaged	
8 Dichlorodifluoromethane	0.20565	0.24929	0.24929	0.010	-21.22085	50.00000	Averaged	
9 Chloromethane	0.34854	0.43901	0.43901	0.100	-25.95718	50.00000	Averaged	
10 Vinyl Chloride	0.31457	0.35049	0.35049	0.010	-11.41742	20.00000	Averaged	
11 Bromomethane	0.15567	0.16241	0.16241	0.010	-4.33037	50.00000	Averaged	
12 Chloroethane	0.20171	0.20327	0.20327	0.010	-0.77340	50.00000	Averaged	
13 Trichlorofluoromethane	0.25697	0.30583	0.30583	0.010	-19.01263	50.00000	Averaged	
15 Acrolein	0.06204	0.03080	0.03080	0.010	-50.36246	50.00000	Averaged	<-
16 Acetone	100	67.31878	0.10604	0.010	-32.68122	0.000e+000	Linear	
17 1,1-Dichloroethene	0.25713	0.23524	0.23524	0.010	8.51298	20.00000	Averaged	
18 Freon-113	0.18677	0.16034	0.16034	0.010	14.15380	50.00000	Averaged	
19 Iodomethane	0.40710	0.35749	0.35749	0.010	12.18587	50.00000	Averaged	
20 Carbon Disulfide	0.76772	0.79954	0.79954	0.010	-4.14532	50.00000	Averaged	
21 Methylene Chloride	0.31117	0.41056	0.41056	0.010	-24.24275	50.00000	Averaged	
22 Acetonitrile	500	646	0.03939	0.010	-29.13594	0.000e+000	Quadratic	
23 Acrylonitrile	0.12984	0.11243	0.11243	0.010	13.41329	50.00000	Averaged	
24 Methyl tert-butyl ether	0.80682	0.70988	0.70988	0.010	12.01477	50.00000	Averaged	
25 trans-1,2-Dichloroethene	0.27876	0.28075	0.28075	0.010	-0.71427	50.00000	Averaged	
26 Hexane	0.06165	0.06702	0.06702	0.010	-8.70314	20.00000	Averaged	
27 Vinyl acetate	0.62092	0.53242	0.53242	0.010	14.25228	50.00000	Averaged	
28 1,1-Dichloroethane	0.44362	0.52189	0.52189	0.100	-17.64440	50.00000	Averaged	
29 tert-Butyl Alcohol	0.02602	0.02347	0.02347	0.010	9.82365	50.00000	Averaged	
30 2-Butanone	0.16040	0.13063	0.13063	0.010	18.55578	50.00000	Averaged	
M 31 1,2-Dichloroethene (total)	0.27156	0.28480	0.28480	0.010	-4.87486	50.00000	Averaged	
32 cis-1,2-dichloroethene	0.26436	0.28885	0.28885	0.010	-9.26196	50.00000	Averaged	
33 2,2-Dichloropropane	0.23300	0.29919	0.29919	0.010	-28.40426	50.00000	Averaged	
34 Bromochloromethane	0.13293	0.12977	0.12977	0.010	2.37635	50.00000	Averaged	
35 Chloroform	0.41537	0.44337	0.44337	0.010	-6.74150	20.00000	Averaged	
36 Tetrahydrofuran	0.10017	0.08915	0.08915	0.010	10.99841	50.00000	Averaged	
37 1,1,1-Trichloroethane	0.32403	0.36748	0.36748	0.010	-13.40723	50.00000	Averaged	
38 1,1-Dichloropropene	0.32617	0.34424	0.34424	0.010	-5.54063	50.00000	Averaged	
39 Carbon Tetrachloride	0.28647	0.28688	0.28688	0.010	-0.14385	50.00000	Averaged	
40 1,2-Dichloroethane	0.37354	0.36367	0.36367	0.010	2.64266	50.00000	Averaged	
41 Benzene	1.00609	1.07558	1.07558	0.010	-6.90702	50.00000	Averaged	
42 Trichloroethene	0.27930	0.26612	0.26612	0.010	4.71871	50.00000	Averaged	
43 1,2-Dichloropropane	0.25013	0.26478	0.26478	0.010	-5.85863	20.00000	Averaged	
44 1,4-Dioxane	2500	2906	0.00227	0.010	-16.25109	0.000e+000	Wt Linear	<-
45 Dibromomethane	0.14491	0.13519	0.13519	0.010	6.71355	50.00000	Averaged	
46 Bromodichloromethane	0.29639	0.31525	0.31525	0.010	-6.36121	50.00000	Averaged	
47 2-Chloroethyl vinyl ether	0.15542	0.13653	0.13653	0.010	12.15716	50.00000	Averaged	

Data File: \\cansvr11\dd\chem\MSV\a3ux10.i\P70723A.b\UXX5669.D
Report Date: 23-Jul-2007 10:18

STL North Canton

CONTINUING CALIBRATION COMPOUNDS

Instrument ID: a3ux10.i Injection Date: 23-JUL-2007 09:39
Lab File ID: UXX5669.D Init. Cal. Date(s): 07-MAY-2007 15-JUN-2007
Analysis Type: WATER Init. Cal. Times: 18:31 22:34
Lab Sample ID: 50NG-CC Quant Type: ISTD
Method: \\cansvr11\dd\chem\MSV\a3ux10.i\P70723A.b\8260LLUX10.m

COMPOUND	RRF / AMOUNT	RF50	CCAL RRF50	MIN RRF	%D / %DRIFT	MAX %D / %DRIFT	CURVE TYPE
48 cis-1,3-Dichloropropene	0.34603	0.35978	0.35978	0.010	-3.97371	50.00000	Averaged
49 4-Methyl-2-pentanone	0.29638	0.26207	0.26207	0.010	11.57649	50.00000	Averaged
50 Toluene	1.44370	1.62390	1.62390	0.010	-12.48221	20.00000	Averaged
51 trans-1,3-Dichloropropene	0.40070	0.44803	0.44803	0.010	-11.81420	50.00000	Averaged
52 Ethyl Methacrylate	0.43133	0.42167	0.42167	0.010	2.23919	50.00000	Averaged
53 1,1,2-Trichloroethane	0.29304	0.29801	0.29801	0.010	-1.69451	50.00000	Averaged
54 1,3-Dichloropropane	0.52195	0.50856	0.50856	0.010	2.56508	50.00000	Averaged
55 Tetrachloroethene	0.29659	0.29668	0.29668	0.010	-0.03204	50.00000	Averaged
56 2-Hexanone	0.28779	0.26891	0.26891	0.010	6.56307	50.00000	Averaged
57 Dibromochloromethane	0.29818	0.29220	0.29220	0.010	2.00327	50.00000	Averaged
58 1,2-Dibromoethane	0.29674	0.28932	0.28932	0.010	2.49891	50.00000	Averaged
59 Chlorobenzene	0.98104	1.02011	1.02011	0.300	-3.98250	50.00000	Averaged
60 1,1,1,2-Tetrachloroethane	0.32090	0.32314	0.32314	0.010	-0.69815	50.00000	Averaged
61 Ethylbenzene	0.51799	0.54389	0.54389	0.010	-5.00062	20.00000	Averaged
62 m + p Xylene	0.64563	0.68704	0.68704	0.010	-6.41338	50.00000	Averaged
M Xylenes (total)	0.63849	0.68664	0.68664	0.010	-7.54182	50.00000	Averaged
64 Xylene-o	0.62421	0.68586	0.68586	0.010	-9.87615	50.00000	Averaged
65 Styrene	1.06917	1.13233	1.13233	0.010	-5.90787	50.00000	Averaged
66 Bromoform	0.18180	0.17503	0.17503	0.100	3.72602	50.00000	Averaged
67 Isopropylbenzene	1.45974	1.58641	1.58641	0.010	-8.67735	50.00000	Averaged
68 1,1,2,2-Tetrachloroethane	0.76136	0.69548	0.69548	0.300	8.65334	50.00000	Averaged
69 1,4-Dichloro-2-butene	50.00000	35.46475	0.16751	0.010	29.07049	0.000e+000	Wt Linear
70 1,2,3-Trichloropropane	0.25333	0.19727	0.19727	0.010	22.12860	50.00000	Averaged
71 Bromobenzene	0.81499	0.75255	0.75255	0.010	7.66156	50.00000	Averaged
72 n-Propylbenzene	0.89342	0.88084	0.88084	0.010	1.40869	50.00000	Averaged
73 2-Chlorotoluene	0.78661	0.77149	0.77149	0.010	1.92235	50.00000	Averaged
74 1,3,5-Trimethylbenzene	2.50077	2.68113	2.68113	0.010	-7.21253	50.00000	Averaged
75 4-Chlorotoluene	0.81124	0.79114	0.79114	0.010	2.47761	50.00000	Averaged
76 tert-Butylbenzene	2.20556	2.24310	2.24310	0.010	-1.70207	50.00000	Averaged
77 1,2,4-Trimethylbenzene	2.61030	2.80917	2.80917	0.010	-7.61866	50.00000	Averaged
78 sec-Butylbenzene	3.10495	3.36553	3.36553	0.010	-8.39269	50.00000	Averaged
79 4-Isopropyltoluene	2.60743	2.63792	2.63792	0.010	-1.16917	50.00000	Averaged
80 1,3-Dichlorobenzene	1.54269	1.48633	1.48633	0.010	3.65349	50.00000	Averaged
81 1,4-Dichlorobenzene	1.58349	1.57122	1.57122	0.010	0.77488	50.00000	Averaged
82 n-Butylbenzene	2.16998	2.41869	2.41869	0.010	-11.46112	50.00000	Averaged
83 1,2-Dichlorobenzene	1.40951	1.40587	1.40587	0.010	0.25794	50.00000	Averaged
84 1,2-Dibromo-3-chloropropane	0.12709	0.10522	0.10522	0.010	17.20311	50.00000	Averaged
85 1,2,4-Trichlorobenzene	0.83933	0.84284	0.84284	0.010	-0.41866	50.00000	Averaged
86 Hexachlorobutadiene	0.31279	0.29072	0.29072	0.010	7.05567	50.00000	Averaged
87 Naphthalene	2.11823	1.81766	1.81766	0.010	14.18970	50.00000	Averaged
88 1,2,3-Trichlorobenzene	0.77741	0.71648	0.71648	0.010	7.83687	50.00000	Averaged
98 Cyclohexane	0.49705	0.62417	0.62417	0.010	-25.57426	50.00000	Averaged
143 Methyl Acetate	0.31549	0.24463	0.24463	0.010	22.45858	50.00000	Averaged

Data File: \\cansvr11\dd\chem\MSV\a3ux10.i\P70723A.b\UXX5669.D
Report Date: 23-Jul-2007 10:18

STL North Canton

CONTINUING CALIBRATION COMPOUNDS

Instrument ID: a3ux10.i Injection Date: 23-JUL-2007 09:39
Lab File ID: UXX5669.D Init. Cal. Date(s): 07-MAY-2007 15-JUN-2007
Analysis Type: WATER Init. Cal. Times: 18:31 22:34
Lab Sample ID: 50NG-CC Quant Type: ISTD
Method: \\cansvr11\dd\chem\MSV\a3ux10.i\P70723A.b\8260LLUX10.m

COMPOUND	RRF / AMOUNT	RF50	CCAL RRF50	MIN RRF	%D / %DRIFT	MAX %D / %DRIFT	CURVE TYPE
144 Methylcyclohexane	0.43398	0.50540	0.50540	0.010	-16.45546	50.00000	Averaged
141 1,3,5-Trichlorobenzene	0.94760	0.99373	0.99373	0.010	-4.86860	50.00000	Averaged
149 Vinyl Acetate-86	0.05547	0.04490	0.04490	0.010	19.06285	50.00000	Averaged

Data File: \\cansvr11\dd\chem\MSV\a3ux10.i\P70723A.b/UXX5671.D
Report Date: 07/23/2007

CONTINUING CALIBRATION COMPOUNDS
PERCENT DRIFT REPORT

Instrument ID: a3ux10.i
Lab File ID: UXX5671.D
Analysis Type: WATER

Injection Date: 23-JUL-2007 10:24
Lab Sample ID: QCMRL
Method File: \\cansvr11\dd\chem\MSV\a3ux10.i\P70723A

	COMPOUND	EXPECTED CONC.	MEASURED CONC.	%D	MAX %D	
0	Fluorobenzene	50.0000	50.0000	0.0	50.0	
0	Chlorobenzene-d5	50.0000	50.0000	0.0	50.0	
0	1,4-Dichlorobenzene-d4	50.0000	50.0000	0.0	50.0	
0	1,3,5-Trichlorobenzene	5.0000	5.3137	6.3	50.0	
0	Methylcyclohexane	5.0000	5.6628	13.3	50.0	
0	Methyl Acetate	10.0000	8.8344	11.7	50.0	
0	Cyclohexane	5.0000	6.0624	21.2	50.0	
0	Dichlorodifluoromethane	5.0000	5.5811	11.6	50.0	
0	Chloromethane	5.0000	6.9762	39.5	50.0	139%
0	Vinyl Chloride	5.0000	5.6222	12.4	20.0	
0	Bromomethane	5.0000	6.2041	24.1	50.0	
0	Chloroethane	5.0000	5.2851	5.7	50.0	
0	Trichlorofluoromethane	5.0000	5.6104	12.2	50.0	
0	Acrolein	50.0000	0.0000	100.0	50.0	<- ML
0	Acetone	10.0000	12.3445	23.4	50.0	
0	1,1-Dichloroethene	5.0000	4.9375	1.2	20.0	
0	Freon-113	5.0000	3.8352	23.3	50.0	
0	Iodomethane	5.0000	4.3367	13.3	50.0	
0	Carbon disulfide	5.0000	5.2056	4.1	50.0	
0	Methylene chloride	5.0000	25.9326	418.7	50.0	<- 518.6%
0	Acetonitrile	50.0000	51.1746	2.3	50.0	
0	Acrylonitrile	50.0000	43.5331	12.9	50.0	
0	Methyl tert-butyl ether	5.0000	4.5711	8.6	50.0	
0	trans-1,2-Dichloroethene	5.0000	5.0453	0.9	50.0	
0	Hexane	5.0000	5.6040	12.1	20.0	
0	Vinyl acetate	5.0000	3.9269	21.5	50.0	
0	1,1-Dichloroethane	5.0000	5.9559	19.1	50.0	
0	tert-Butyl Alcohol	100.0000	92.1090	7.9	50.0	
0	2-Butanone	10.0000	9.1356	8.6	50.0	
0	2,2-Dichloroethene (cis-1)	10.0000	10.5554	5.6	50.0	
0	cis-1,2-dichloroethene	5.0000	5.5101	10.2	50.0	
0	2,2-Dichloropropane	5.0000	6.4435	28.9	50.0	
0	Bromochloromethane	5.0000	4.8893	2.2	50.0	
0	Chloroform	5.0000	5.5164	10.3	20.0	
0	Tetrahydrofuran	5.0000	4.6350	7.3	50.0	
0	1,2-Dibromoethane	5.0000	5.4581	9.2	50.0	
0	1,1-Dichloropropene	5.0000	5.2266	4.5	50.0	
0	Carbon tetrachloride	5.0000	4.6098	7.8	50.0	
0	1,2-Dichloroethane	5.0000	5.1742	3.5	50.0	

QCMRL opener

Data File: \\cansvr11\dd\chem\MSV\a3ux10.i\P70723A.b/UXX5671.D
Report Date: 07/23/2007

CONTINUING CALIBRATION COMPOUNDS
PERCENT DRIFT REPORT

Instrument ID: a3ux10.i
Lab File ID: UXX5671.D
Analysis Type: WATER

Injection Date: 23-JUL-2007 10:24
Lab Sample ID: QCMRL
Method File: \\cansvr11\dd\chem\MSV\a3ux10.i\

	COMPOUND	EXPECTED CONC.	MEASURED CONC.	%D	MAX %D
0	Benzene	5.0000	5.7043	14.1	50.0
0	Trichloroethene	5.0000	4.9720	0.6	50.0
0	1,2-Dichloropropane	5.0000	5.4223	8.4	20.0
0	Hexachlorobutadiene	5.0000	5.2821	5.6	50.0
0	Dibromomethane	5.0000	4.5388	9.2	50.0
0	Bromodichloromethane	5.0000	5.4132	8.3	50.0
0	2-Chloroethyl vinyl ether	10.0000	7.8832	21.2	50.0
0	cis-1,3-Dichloropropene	5.0000	4.8605	2.8	50.0
0	4-Methyl-2-pentanone	10.0000	8.5485	14.5	50.0
0	Toluene	5.0000	5.6724	13.4	20.0
0	trans-1,3-Dichloropropene	5.0000	4.7375	5.3	50.0
0	Ethyl Methacrylate	5.0000	4.5007	10.0	50.0
0	1,1,2-Trichloroethane	5.0000	4.9623	0.8	50.0
0	1,3-Dichloropropane	5.0000	5.3024	6.0	50.0
0	Tetrachloroethene	5.0000	4.7276	5.4	50.0
0	2-Hexanone	10.0000	8.6552	13.4	50.0
0	Dibromochloromethane	5.0000	4.5839	8.3	50.0
0	1,2-Dibromoethane	5.0000	4.3607	12.8	50.0
0	Chlorobenzene	5.0000	5.2416	4.8	50.0
0	1,1,1,2-Tetrachloroethane	5.0000	4.6461	7.1	50.0
0	Ethylbenzene	5.0000	5.1092	2.2	20.0
0	m,p-Xylene	10.0000	9.6815	3.2	50.0
0	Xylenes (total)	15.0000	14.7626	1.6	50.0
0	Xylene-o	5.0000	5.0811	1.6	50.0
0	Styrene	5.0000	4.7104	5.8	50.0
0	Bromoform	5.0000	4.1816	16.4	50.0
0	Isopropylbenzene	5.0000	5.0394	0.8	50.0
0	1,1,2,2-Tetrachloroethane	5.0000	5.3028	6.1	50.0
0	1,4-Dichloro-2-butene	5.0000	5.3874	7.7	50.0
0	1,2,3-Trichloropropane	5.0000	4.0160	19.7	50.0
0	Bromobenzene	5.0000	4.5737	8.5	50.0
0	n-Propylbenzene	5.0000	4.6885	6.2	50.0
0	2-Chlorotoluene	5.0000	4.9030	1.9	50.0
0	1,3,5-Trimethylbenzene	5.0000	4.9903	0.2	50.0
0	4-Chlorotoluene	5.0000	5.0298	0.6	50.0
0	tert-Butylbenzene	5.0000	4.7741	4.5	50.0
0	1,2,4-Trimethylbenzene	5.0000	5.0640	1.3	50.0
0	sec-Butylbenzene	5.0000	4.9775	0.5	50.0
0	4-Isopropyltoluene	5.0000	4.5649	8.7	50.0

Data File: \\cansvr11\dd\chem\MSV\a3ux10.i\P70723A.b/UXX5671.D
Report Date: 07/23/2007

CONTINUING CALIBRATION COMPOUNDS
PERCENT DRIFT REPORT

Instrument ID: a3ux10.i
Lab File ID: UXX5671.D
Analysis Type: WATER

Injection Date: 23-JUL-2007 10:24
Lab Sample ID: QCMRL
Method File: \\cansvr11\dd\chem\MSV\a3ux10.i\

	COMPOUND	EXPECTED CONC.	MEASURED CONC.	%D	MAX %D	
0	1,3-Dichlorobenzene	5.0000	5.1134	2.3	50.0	
0	1,4-Dichlorobenzene	5.0000	5.0830	1.7	50.0	
0	n-Butylbenzene	5.0000	5.0988	2.0	50.0	
0	1,2-Dichlorobenzene	5.0000	5.0545	1.1	50.0	
0	1,2-Dibromo-3-chloropropane	5.0000	4.4167	11.7	50.0	
0	1,2,4-Trichlorobenzene	5.0000	5.0178	0.4	50.0	
59	1,4-Dioxane	250.0000	381.4203	52.6	50.0	<-
113	Naphthalene	5.0000	3.9309	21.4	50.0	
115	1,2,3-Trichlorobenzene	5.0000	4.6106	7.8	50.0	
149	Vinyl Acetate-86	5.0000	3.4546	30.9	50.0	
0	1,2-Dichloroethane-d4	5.0000	44.3857	787.7	50.0	<-
0	Dibromofluoromethane	5.0000	48.6519	873.0	50.0	<-
0	Toluene-d8	5.0000	51.4622	929.2	50.0	<-
0	Bromofluorobenzene	5.0000	50.5889	911.8	50.0	<-

Data File: \\cansvr11\dd\chem\MSV\a3ux10.i\P70723A.b/UXX5689.D
Report Date: 07/24/2007

CONTINUING CALIBRATION COMPOUNDS
PERCENT DRIFT REPORT

Instrument ID: a3ux10.i
Lab File ID: UXX5689.D
Analysis Type: WATER

Injection Date: 23-JUL-2007 17:05
Lab Sample ID: QCMRL
Method File: \\cansvr11\dd\chem\MSV\a3ux10.i\P70723A

	COMPOUND	EXPECTED CONC.	MEASURED CONC.	%D	MAX %D	
0	Fluorobenzene	50.0000	50.0000	0.0	50.0	
0	Chlorobenzene-d5	50.0000	50.0000	0.0	50.0	
0	1,4-Dichlorobenzene-d4	50.0000	50.0000	0.0	50.0	
0	1,3,5-Trichlorobenzene	5.0000	5.0032	0.1	50.0	
0	Methylcyclohexane	5.0000	5.2412	4.8	50.0	
0	Methyl Acetate	10.0000	8.4998	15.0	50.0	
0	Cyclohexane	5.0000	6.0071	20.1	50.0	
0	Dichlorodifluoromethane	5.0000	5.2110	4.2	50.0	
0	Chloromethane	5.0000	7.1462	[illegible]	50.0	142.9%
0	Vinyl Chloride	5.0000	5.8077	16.2	20.0	
0	Bromomethane	5.0000	5.6423	12.8	50.0	
0	Chloroethane	5.0000	5.6524	13.0	50.0	
0	Trichlorofluoromethane	5.0000	6.4980	30.0	50.0	
0	Acrolein	50.0000	0.0000	100.0	50.0	<-
0	Acetone	10.0000	10.9166	9.2	50.0	
0	1,1-Dichloroethene	5.0000	5.1505	3.0	20.0	
0	Freon-113	5.0000	4.6615	6.8	50.0	
0	Iodomethane	5.0000	4.8979	2.0	50.0	
0	Carbon Disulfide	5.0000	5.7023	14.0	50.0	
0	Methylene Chloride	5.0000	26.8396	[illegible]	50.0	<- 536.8%
0	Acetonitrile	50.0000	49.9832	0.0	50.0	
0	Acrylonitrile	50.0000	43.6914	12.6	50.0	
0	Methyl tert-butyl ether	5.0000	4.5014	10.0	50.0	
0	trans-1,2-Dichloroethene	5.0000	5.3874	7.7	50.0	
0	Hexane	5.0000	5.2106	4.2	20.0	
0	Vinyl acetate	5.0000	3.5417	29.2	50.0	
0	1,1-Dichloroethane	5.0000	5.8427	16.9	50.0	
0	tert-Butyl Alcohol	100.0000	88.4855	11.5	50.0	
0	2-Butanone	10.0000	8.9992	10.0	50.0	
0	cis-1,2-Dichloroethene (total)	10.0000	11.0747	10.7	50.0	
0	cis-1,2-Dichloroethene	5.0000	5.6873	13.7	50.0	
0	2,2-Dichloropropane	5.0000	6.5377	30.8	50.0	
0	Bromochloromethane	5.0000	5.8678	17.4	50.0	
0	Chloroform	5.0000	5.5752	11.5	20.0	
0	Tetrahydrofuran	5.0000	4.5677	8.6	50.0	
0	1,1,1-Trichloroethane	5.0000	5.5425	10.8	50.0	
0	1,1-Dichloropropene	5.0000	5.4709	9.4	50.0	
0	Carbon Tetrachloride	5.0000	5.0166	0.3	50.0	
0	1,2-Dichloroethane	5.0000	4.9132	1.7	50.0	

QCMRL closer

Data File: \\cansvr11\dd\chem\MSV\a3ux10.i\P70723A.b/UXX5689.D
Report Date: 07/24/2007

CONTINUING CALIBRATION COMPOUNDS
PERCENT DRIFT REPORT

Instrument ID: a3ux10.i
Lab File ID: UXX5689.D
Analysis Type: WATER

Injection Date: 23-JUL-2007 17:05
Lab Sample ID: QCMRL
Method File: \\cansvr11\dd\chem\MSV\a3ux10.i\

	COMPOUND	EXPECTED CONC.	MEASURED CONC.	%D	MAX %D
0	Benzene	5.0000	5.6252	12.5	50.0
0	Trichloroethene	5.0000	4.8644	2.7	50.0
0	1,2-Dichloropropane	5.0000	5.5179	10.4	20.0
0	Hexachlorobutadiene	5.0000	6.2457	24.9	50.0
0	Dibromomethane	5.0000	4.8386	3.2	50.0
0	Bromodichloromethane	5.0000	5.0334	0.7	50.0
0	2-Chloroethyl vinyl ether	10.0000	6.7901	32.1	50.0
0	cis-1,3-Dichloropropene	5.0000	4.6963	6.1	50.0
0	4-Methyl-2-pentanone	10.0000	8.2140	17.9	50.0
0	Toluene	5.0000	5.6109	12.2	20.0
0	trans-1,3-Dichloropropene	5.0000	4.4960	10.1	50.0
0	Ethyl Methacrylate	5.0000	4.4331	11.3	50.0
0	1,1,2-Trichloroethane	5.0000	4.9801	0.4	50.0
0	1,3-Dichloropropane	5.0000	4.7732	4.5	50.0
0	Tetrachloroethene	5.0000	4.9778	0.4	50.0
0	2-Hexanone	10.0000	8.4354	15.6	50.0
0	Dibromochloromethane	5.0000	4.4398	11.2	50.0
0	1,2-Dibromoethane	5.0000	4.6588	6.8	50.0
0	Chlorobenzene	5.0000	5.1608	3.2	50.0
0	1,1,1,2-Tetrachloroethane	5.0000	4.6140	7.7	50.0
0	Ethylbenzene	5.0000	5.0076	0.2	20.0
0	m,p-xylene	10.0000	10.1366	1.4	50.0
0	Xylenes (total)	15.0000	14.9540	0.3	50.0
0	Xylene-o	5.0000	4.8173	3.7	50.0
0	Styrene	5.0000	4.8291	3.4	50.0
0	Bromoform	5.0000	4.2851	14.3	50.0
0	Isopropylbenzene	5.0000	4.9922	0.2	50.0
0	1,1,2,2-Tetrachloroethane	5.0000	4.8812	2.4	50.0
0	1,4-Dichloro-2-butene	5.0000	5.7602	15.2	50.0
0	1,2,3-Trichloropropane	5.0000	4.1136	17.7	50.0
0	Bromobenzene	5.0000	4.5687	8.6	50.0
0	n-Propylbenzene	5.0000	4.5134	9.7	50.0
0	2-Chlorotoluene	5.0000	4.5573	8.9	50.0
0	1,3,5-Trimethylbenzene	5.0000	4.9420	1.2	50.0
0	4-Chlorotoluene	5.0000	4.7147	5.7	50.0
0	tert-Butylbenzene	5.0000	4.4494	11.0	50.0
0	1,2,4-Trimethylbenzene	5.0000	4.9557	0.9	50.0
0	sec-Butylbenzene	5.0000	4.8943	2.1	50.0
0	4-Isopropyltoluene	5.0000	4.3340	13.3	50.0

Data File: \\cansvr11\dd\chem\MSV\a3ux10.i\P70723A.b/UXX5689.D
Report Date: 07/24/2007

CONTINUING CALIBRATION COMPOUNDS
PERCENT DRIFT REPORT

Instrument ID: a3ux10.i
Lab File ID: UXX5689.D
Analysis Type: WATER

Injection Date: 23-JUL-2007 17:05
Lab Sample ID: QCMRL
Method File: \\cansvr11\dd\chem\MSV\a3ux10.i\

	COMPOUND	EXPECTED CONC.	MEASURED CONC.	%D	MAX %D	
0	1,3-Dichlorobenzene	5.0000	5.1101	2.2	50.0	
0	1,4-Dichlorobenzene	5.0000	5.2757	5.5	50.0	
0	n-Butylbenzene	5.0000	4.8113	3.8	50.0	
0	1,2-Dichlorobenzene	5.0000	5.3122	6.2	50.0	
0	1,2-Dibromo-3-chloropropane	5.0000	3.1409	37.2	50.0	
0	1,2,4-Trichlorobenzene	5.0000	5.1964	3.9	50.0	
59	1,4-Dioxane	250.0000	331.2752	32.5	50.0	
113	Naphthalene	5.0000	4.0324	19.4	50.0	
115	1,2,3-Trichlorobenzene	5.0000	5.1605	3.2	50.0	
149	Vinyl Acetate-86	5.0000	3.2011	36.0	50.0	
0	1,2-Dichloroethane-d4	5.0000	45.6539	813.1	50.0	<-
0	Dibromofluoromethane	5.0000	48.1975	863.9	50.0	<-
0	Toluene-d8	5.0000	50.7999	916.0	50.0	<-
0	Bromofluorobenzene	5.0000	51.9189	938.4	50.0	<-

Method Blank Outlier Report

Lab Reporting Batch : A7G120309 **Lab ID:** STLCAN

Analysis Method : 8260B **Analysis Date :** 07/23/2007

Preparation Type : 5030B **Preparation Date :** 07/23/2007

Method Blank Lab Sample ID : A7G230000259B **Preparation Batch :** 7204259

Acetone	Result	Reporting Limit	Units	Lab Qual	Comments
Method Blank Result:	1.1	10	ug/L	J	Common Contaminant

Contamination less than 1/2 MRL; acceptable per CG

Acetone was qualified due to method blank contamination in the following associated samples:

Client Sample ID	Lab Sample ID	Dilution	Result	Lab Qual	Result Units
FWGBKGmw-015C-0467-G	A7G120309017	1	1.3	J B	ug/L
FWGBKGmw-018C-0470-G	A7G120309009	1	1.1	J B	ug/L
FWGEQUIPRinse4-0504-GW	A7G120309010	1	2.7	J B	ug/L
FWGTrip-Team1	A7G120309011	1	1.3	J B	ug/L
FWGTRIPTeam2	A7G120309005	1	1.2	J B	ug/L
FWGTRIP-Team3	A7G120309019	1	1.1	J B	ug/L
FWGTRIP-Team3-071107	A7G120309014	1	1.5	J B	ug/L

Methylene chloride	Result	Reporting Limit	Units	Lab Qual	Comments
Method Blank Result:	4.3	2.0	ug/L		Common Contaminant

Methylene chloride was qualified due to method blank contamination in the following associated samples:

Client Sample ID	Lab Sample ID	Dilution	Result	Lab Qual	Result Units
FWGTrip-Team1	A7G120309011	1	0.97	J B	ug/L
FWGTRIPTeam2	A7G120309005	1	0.86	J B	ug/L
FWGTRIP-Team3	A7G120309019	1	0.98	J B	ug/L

Environmental Quality Mgt., Inc.

Client Sample ID: FWGEQUIPRinse3-0503-GW

GC/MS Volatiles

Lot-Sample #...: A7G120101-029 **Work Order #...:** J2PDE1AA **Matrix.....:** WQ
Date Sampled...: 07/11/07 15:30 **Date Received..:** 07/12/07
Prep Date.....: 07/18/07 **Analysis Date..:** 07/18/07
Prep Batch #...: 7199294
Dilution Factor: 1 **Initial Wgt/Vol:** 5 mL **Final Wgt/Vol..:** 5 mL
Method.....: SW846 8260B

PARAMETER	RESULT	REPORTING LIMIT	UNITS	MDL
Bromochloromethane	ND	1.0	ug/L	0.29
1,2-Dibromoethane	ND	1.0	ug/L	0.24
o-Xylene	ND	1.0	ug/L	0.14
m-Xylene & p-Xylene	ND	2.0	ug/L	0.24
cis-1,2-Dichloroethene	ND	1.0	ug/L	0.17
trans-1,2-Dichloroethene	ND	1.0	ug/L	0.19
Chloromethane	ND	1.0	ug/L	0.30
Bromomethane	ND	1.0	ug/L	0.41
Vinyl chloride	ND	1.0	ug/L	0.22
Chloroethane	ND	1.0	ug/L	0.29
Methylene chloride	ND	2.0	ug/L	0.33
Acetone	**1.6 J,B**	**10**	**ug/L**	**1.1**
Carbon disulfide	ND	1.0	ug/L	0.13
1,1-Dichloroethene	ND	1.0	ug/L	0.19
1,1-Dichloroethane	ND	1.0	ug/L	0.15
1,2-Dichloroethene (total)	ND	1.0	ug/L	0.34
Chloroform	ND	1.0	ug/L	0.16
1,2-Dichloroethane	ND	1.0	ug/L	0.22
2-Butanone	ND	10	ug/L	0.57
1,1,1-Trichloroethane	ND	1.0	ug/L	0.22
Carbon tetrachloride	ND	1.0	ug/L	0.13
Bromodichloromethane	ND	1.0	ug/L	0.15
1,2-Dichloropropane	ND	1.0	ug/L	0.18
cis-1,3-Dichloropropene	ND	1.0	ug/L	0.14
Trichloroethene	ND	1.0	ug/L	0.17
Dibromochloromethane	ND	1.0	ug/L	0.18
1,1,2-Trichloroethane	ND	1.0	ug/L	0.27
Benzene	ND	1.0	ug/L	0.13
trans-1,3-Dichloropropene	ND	1.0	ug/L	0.19
Bromoform	ND	1.0	ug/L	0.64
4-Methyl-2-pentanone	ND	10	ug/L	0.32
2-Hexanone	ND	10	ug/L	0.41
Tetrachloroethene	ND	1.0	ug/L	0.29
1,1,2,2-Tetrachloroethane	ND	1.0	ug/L	0.18
Toluene	**0.18 J**	**1.0**	**ug/L**	**0.13**
Chlorobenzene	ND	1.0	ug/L	0.15
Ethylbenzene	ND	1.0	ug/L	0.17

(Continued on next page)

Environmental Quality Mgt., Inc.

Client Sample ID: FWGEQUIPRinse3-0503-GW

GC/MS Volatiles

Lot-Sample #...: A7G120101-029 **Work Order #...:** J2PDE1AA **Matrix.....:** WQ

PARAMETER	RESULT	REPORTING LIMIT	UNITS	MDL
Styrene	ND	1.0	ug/L	0.11
Xylenes (total)	ND	2.0	ug/L	0.28

SURROGATE	PERCENT RECOVERY	RECOVERY LIMITS
Dibromofluoromethane	113	(50 - 150)
1,2-Dichloroethane-d4	89	(50 - 150)
Toluene-d8	88	(50 - 150)
4-Bromofluorobenzene	80	(50 - 150)

NOTE(S):

J Estimated result. Result is less than RL.

B Method blank contamination. The associated method blank contains the target analyte at a reportable level.

METHOD BLANK REPORT

GC/MS Volatiles

Client Lot #...: A7G120309 **Work Order #...:** J3D0M1AA **Matrix.....:** WATER
MB Lot-Sample #: A7G230000-259

Prep Date.....: 07/23/07 **Final Wgt/Vol..:** 5 mL
Analysis Date..: 07/23/07 **Prep Batch #...:** 7204259
Dilution Factor: 1 **Initial Wgt/Vol:** 5 mL

PARAMETER	RESULT	REPORTING LIMIT	UNITS	METHOD
Bromochloromethane	ND	1.0	ug/L	SW846 8260B
1,2-Dibromoethane	ND	1.0	ug/L	SW846 8260B
cis-1,2-Dichloroethene	ND	1.0	ug/L	SW846 8260B
trans-1,2-Dichloroethene	ND	1.0	ug/L	SW846 8260B
o-Xylene	ND	1.0	ug/L	SW846 8260B
m-Xylene & p-Xylene	ND	2.0	ug/L	SW846 8260B
Chloromethane	ND	1.0	ug/L	SW846 8260B
Bromomethane	ND	1.0	ug/L	SW846 8260B
Vinyl chloride	ND	1.0	ug/L	SW846 8260B
Chloroethane	ND	1.0	ug/L	SW846 8260B
Methylene chloride	**4.3**	**2.0**	**ug/L**	**SW846 8260B**
Acetone	**1.1 J**	**10**	**ug/L**	**SW846 8260B**
Carbon disulfide	ND	1.0	ug/L	SW846 8260B
1,1-Dichloroethene	ND	1.0	ug/L	SW846 8260B
1,1-Dichloroethane	ND	1.0	ug/L	SW846 8260B
1,2-Dichloroethene (total)	ND	1.0	ug/L	SW846 8260B
Chloroform	ND	1.0	ug/L	SW846 8260B
1,2-Dichloroethane	ND	1.0	ug/L	SW846 8260B
2-Butanone	ND	10	ug/L	SW846 8260B
1,1,1-Trichloroethane	ND	1.0	ug/L	SW846 8260B
Carbon tetrachloride	ND	1.0	ug/L	SW846 8260B
Bromodichloromethane	ND	1.0	ug/L	SW846 8260B
1,2-Dichloropropane	ND	1.0	ug/L	SW846 8260B
cis-1,3-Dichloropropene	ND	1.0	ug/L	SW846 8260B
Trichloroethene	ND	1.0	ug/L	SW846 8260B
Dibromochloromethane	ND	1.0	ug/L	SW846 8260B
1,1,2-Trichloroethane	ND	1.0	ug/L	SW846 8260B
Benzene	ND	1.0	ug/L	SW846 8260B
trans-1,3-Dichloropropene	ND	1.0	ug/L	SW846 8260B
Bromoform	ND	1.0	ug/L	SW846 8260B
4-Methyl-2-pentanone	ND	10	ug/L	SW846 8260B
2-Hexanone	ND	10	ug/L	SW846 8260B
Tetrachloroethene	ND	1.0	ug/L	SW846 8260B
1,1,2,2-Tetrachloroethane	ND	1.0	ug/L	SW846 8260B
Toluene	ND	1.0	ug/L	SW846 8260B
Chlorobenzene	ND	1.0	ug/L	SW846 8260B
Ethylbenzene	ND	1.0	ug/L	SW846 8260B
Styrene	ND	1.0	ug/L	SW846 8260B
Xylenes (total)	ND	2.0	ug/L	SW846 8260B

(Continued on next page)

METHOD BLANK REPORT

GC/MS Volatiles

Client Lot #...: A7G120309 **Work Order #...:** J3D0M1AA **Matrix.....:** WATER

PARAMETER	RESULT	REPORTING LIMIT	UNITS	METHOD

SURROGATE	PERCENT RECOVERY	RECOVERY LIMITS
Dibromofluoromethane	95	(50 - 150)
1,2-Dichloroethane-d4	91	(50 - 150)
Toluene-d8	101	(50 - 150)
4-Bromofluorobenzene	100	(50 - 150)

NOTE(S):

Calculations are performed before rounding to avoid round-off errors in calculated results.

J Estimated result. Result is less than RL.

LABORATORY CONTROL SAMPLE EVALUATION REPORT

GC/MS Volatiles

Client Lot #...: A7G120309 **Work Order #...:** J3D0M1AC-LCS **Matrix.....:** WATER
LCS Lot-Sample#: A7G230000-259 J3D0M1AD-LCSD
Prep Date.....: 07/23/07 **Analysis Date..:** 07/23/07
Prep Batch #...: 7204259
Dilution Factor: 1 **Final Wgt/Vol..:** 5 mL
Initial Wgt/Vol: 5 mL

PARAMETER	PERCENT RECOVERY	RECOVERY LIMITS	RPD	RPD LIMITS	METHOD
cis-1,2-Dichloroethene	111	(73 - 133)			SW846 8260B
	110	(73 - 133)	0.94	(0-30)	SW846 8260B
trans-1,2-Dichloroethene	103	(75 - 134)			SW846 8260B
	103	(75 - 134)	0.78	(0-30)	SW846 8260B
1,2-Dibromoethane	96	(75 - 127)			SW846 8260B
	97	(75 - 127)	1.6	(0-30)	SW846 8260B
Bromochloromethane	96	(75 - 127)			SW846 8260B
	93	(75 - 127)	3.2	(0-30)	SW846 8260B
m-Xylene & p-Xylene	106	(75 - 122)			SW846 8260B
	105	(75 - 122)	1.1	(0-30)	SW846 8260B
o-Xylene	109	(75 - 118)			SW846 8260B
	108	(75 - 118)	0.35	(0-30)	SW846 8260B
Chloromethane	104	(58 - 135)			SW846 8260B
	104	(58 - 135)	0.22	(0-30)	SW846 8260B
Bromomethane	85	(35 - 153)			SW846 8260B
	83	(35 - 153)	1.8	(0-30)	SW846 8260B
Vinyl chloride	92	(73 - 134)			SW846 8260B
	91	(73 - 134)	1.1	(0-30)	SW846 8260B
Chloroethane	89	(72 - 129)			SW846 8260B
	86	(72 - 129)	2.8	(0-30)	SW846 8260B
Methylene chloride	128 a	(69 - 118)			SW846 8260B
	125 a	(69 - 118)	2.0	(0-30)	SW846 8260B
Acetone	64	(51 - 157)			SW846 8260B
	69	(51 - 157)	6.8	(0-30)	SW846 8260B
Carbon disulfide	98	(74 - 123)			SW846 8260B
	98	(74 - 123)	0.050	(0-30)	SW846 8260B
1,1-Dichloroethene	**92**	**(75 - 125)**			**SW846 8260B**
	90	**(75 - 125)**	**2.2**	**(0-30)**	**SW846 8260B**
1,1-Dichloroethane	116	(75 - 133)			SW846 8260B
	114	(75 - 133)	2.4	(0-30)	SW846 8260B
1,2-Dichloroethene (total)	107	(85 - 111)			SW846 8260B
	106	(85 - 111)	0.86	(0-30)	SW846 8260B
Chloroform	106	(74 - 127)			SW846 8260B
	105	(74 - 127)	0.80	(0-30)	SW846 8260B
1,2-Dichloroethane	97	(67 - 132)			SW846 8260B
	97	(67 - 132)	0.45	(0-30)	SW846 8260B

(Continued on next page)

LABORATORY CONTROL SAMPLE EVALUATION REPORT

GC/MS Volatiles

Client Lot #...: A7G120309 **Work Order #...:** J3D0M1AC-LCS **Matrix.....:** WATER
LCS Lot-Sample#: A7G230000-259 J3D0M1AD-LCSD

PARAMETER	PERCENT RECOVERY	RECOVERY LIMITS	RPD	RPD LIMITS	METHOD
2-Butanone	81	(45 - 150)			SW846 8260B
	82	(45 - 150)	2.3	(0-30)	SW846 8260B
1,1,1-Trichloroethane	112	(70 - 127)			SW846 8260B
	110	(70 - 127)	1.7	(0-30)	SW846 8260B
Carbon tetrachloride	95	(71 - 132)			SW846 8260B
	93	(71 - 132)	1.2	(0-30)	SW846 8260B
Bromodichloromethane	103	(70 - 130)			SW846 8260B
	105	(70 - 130)	2.0	(0-30)	SW846 8260B
1,2-Dichloropropane	107	(75 - 127)			SW846 8260B
	108	(75 - 127)	1.2	(0-30)	SW846 8260B
cis-1,3-Dichloropropene	100	(73 - 132)			SW846 8260B
	101	(73 - 132)	0.20	(0-30)	SW846 8260B
Trichloroethene	**96**	**(67 - 128)**			**SW846 8260B**
	94	**(67 - 128)**	**2.3**	**(0-30)**	**SW846 8260B**
Dibromochloromethane	96	(74 - 145)			SW846 8260B
	94	(74 - 145)	2.2	(0-30)	SW846 8260B
1,1,2-Trichloroethane	98	(75 - 136)			SW846 8260B
	98	(75 - 136)	0.42	(0-30)	SW846 8260B
Benzene	**105**	**(75 - 126)**			**SW846 8260B**
	106	**(75 - 126)**	**0.37**	**(0-30)**	**SW846 8260B**
trans-1,3-Dichloropropene	105	(74 - 131)			SW846 8260B
	106	(74 - 131)	1.2	(0-30)	SW846 8260B
Bromoform	91	(72 - 136)			SW846 8260B
	95	(72 - 136)	4.8	(0-30)	SW846 8260B
4-Methyl-2-pentanone	90	(59 - 150)			SW846 8260B
	88	(59 - 150)	1.6	(0-30)	SW846 8260B
2-Hexanone	91	(53 - 139)			SW846 8260B
	93	(53 - 139)	2.4	(0-30)	SW846 8260B
Tetrachloroethene	99	(75 - 129)			SW846 8260B
	97	(75 - 129)	1.2	(0-30)	SW846 8260B
1,1,2,2-Tetrachloroethane	90	(68 - 129)			SW846 8260B
	90	(68 - 129)	0.080	(0-30)	SW846 8260B
Toluene	**109**	**(75 - 125)**			**SW846 8260B**
	108	**(75 - 125)**	**0.18**	**(0-30)**	**SW846 8260B**
Chlorobenzene	**101**	**(75 - 127)**			**SW846 8260B**
	103	**(75 - 127)**	**1.9**	**(0-30)**	**SW846 8260B**
Ethylbenzene	104	(75 - 120)			SW846 8260B
	102	(75 - 120)	1.6	(0-30)	SW846 8260B
Styrene	104	(75 - 130)			SW846 8260B
	104	(75 - 130)	0.080	(0-30)	SW846 8260B
Xylenes (total)	107	(90 - 114)			SW846 8260B
	106	(90 - 114)	0.86	(0-30)	SW846 8260B

(Continued on next page)

LABORATORY CONTROL SAMPLE EVALUATION REPORT

GC/MS Volatiles

Client Lot #...: A7G120309 **Work Order #...:** J3D0M1AC-LCS **Matrix.....:** WATER
LCS Lot-Sample#: A7G230000-259 J3D0M1AD-LCSD

PARAMETER	PERCENT RECOVERY	RECOVERY LIMITS	RPD	RPD LIMITS	METHOD
n-Hexane	107	(69 - 129)			SW846 8260B
	102	(69 - 129)	4.9	(0-30)	SW846 8260B
1,2-Dibromo-3-chloro-propane	79	(75 - 132)			SW846 8260B
	83	(75 - 132)	4.8	(0-30)	SW846 8260B
1,2-Dichlorobenzene	100	(73 - 120)			SW846 8260B
	100	(73 - 120)	0.23	(0-30)	SW846 8260B
1,3-Dichlorobenzene	95	(75 - 122)			SW846 8260B
	97	(75 - 122)	1.6	(0-30)	SW846 8260B
1,4-Dichlorobenzene	98	(74 - 123)			SW846 8260B
	97	(74 - 123)	0.41	(0-30)	SW846 8260B
Dichlorodifluoromethane	76	(59 - 134)			SW846 8260B
	74	(59 - 134)	2.7	(0-30)	SW846 8260B
Freon 113	92	(50 - 150)			SW846 8260B
	88	(50 - 150)	4.2	(0-30)	SW846 8260B
Isopropylbenzene	118	(75 - 126)			SW846 8260B
	119	(75 - 126)	0.72	(0-30)	SW846 8260B
Methyl acetate	76	(60 - 140)			SW846 8260B
	77	(60 - 140)	1.9	(0-20)	SW846 8260B
Methylcyclohexane	99	(60 - 140)			SW846 8260B
	97	(60 - 140)	1.9	(0-20)	SW846 8260B
Methyl tert-butyl ether (MTBE)	88	(59 - 129)			SW846 8260B
	89	(59 - 129)	0.38	(0-30)	SW846 8260B
1,2,4-Trichloro-benzene	98	(75 - 130)			SW846 8260B
	99	(75 - 130)	1.3	(0-30)	SW846 8260B
Trichlorofluoromethane	109	(68 - 133)			SW846 8260B
	104	(68 - 133)	4.6	(0-30)	SW846 8260B
Acrolein	42 a	(50 - 150)			SW846 8260B
	45 a	(50 - 150)	5.4	(0-30)	SW846 8260B
Acrylonitrile	87	(50 - 150)			SW846 8260B
	87	(50 - 150)	0.67	(0-30)	SW846 8260B
n-Butylbenzene	108	(75 - 126)			SW846 8260B
	110	(75 - 126)	1.7	(0-30)	SW846 8260B
sec-Butylbenzene	105	(75 - 125)			SW846 8260B
	106	(75 - 125)	1.3	(0-30)	SW846 8260B
tert-Butylbenzene	102	(75 - 125)			SW846 8260B
	102	(75 - 125)	0.72	(0-30)	SW846 8260B

(Continued on next page)

LABORATORY CONTROL SAMPLE EVALUATION REPORT

GC/MS Volatiles

Client Lot #...: A7G120309 **Work Order #...:** J3D0M1AC-LCS **Matrix.....:** WATER
LCS Lot-Sample#: A7G230000-259 J3D0M1AD-LCSD

PARAMETER	PERCENT RECOVERY	RECOVERY LIMITS	RPD	RPD LIMITS	METHOD
2-Chlorotoluene	94	(75 - 121)			SW846 8260B
	95	(75 - 121)	0.77	(0-30)	SW846 8260B
4-Chlorotoluene	96	(73 - 127)			SW846 8260B
	98	(73 - 127)	2.1	(0-30)	SW846 8260B
Dibromomethane	91	(76 - 132)			SW846 8260B
	93	(76 - 132)	1.5	(0-30)	SW846 8260B
1,3-Dichloropropane	95	(75 - 133)			SW846 8260B
	97	(75 - 133)	2.0	(0-30)	SW846 8260B
2,2-Dichloropropane	124	(62 - 134)			SW846 8260B
	120	(62 - 134)	3.5	(0-30)	SW846 8260B
1,1-Dichloropropene	99	(75 - 135)			SW846 8260B
	99	(75 - 135)	0.11	(0-30)	SW846 8260B
Hexachlorobutadiene	88	(75 - 133)			SW846 8260B
	90	(75 - 133)	2.4	(0-30)	SW846 8260B
Iodomethane	87	(50 - 150)			SW846 8260B
	87	(50 - 150)	0.040	(0-30)	SW846 8260B
p-Isopropyltoluene	103	(75 - 125)			SW846 8260B
	106	(75 - 125)	2.7	(0-30)	SW846 8260B
Naphthalene	84	(65 - 149)			SW846 8260B
	87	(65 - 149)	3.2	(0-30)	SW846 8260B
n-Propylbenzene	95	(75 - 127)			SW846 8260B
	100	(75 - 127)	5.7	(0-30)	SW846 8260B
1,1,1,2-Tetrachloroethane	99	(75 - 127)			SW846 8260B
	99	(75 - 127)	0.36	(0-30)	SW846 8260B
1,2,3-Trichlorobenzene	91	(75 - 133)			SW846 8260B
	93	(75 - 133)	2.2	(0-30)	SW846 8260B
1,2,3-Trichloropropane	86	(65 - 139)			SW846 8260B
	90	(65 - 139)	5.1	(0-30)	SW846 8260B
1,1,2-Trichloro-1,2,2-trifluoroethane	92	(50 - 150)			SW846 8260B
	88	(50 - 150)	4.2	(0-30)	SW846 8260B
1,2,4-Trimethylbenzene	105	(75 - 123)			SW846 8260B
	107	(75 - 123)	1.6	(0-30)	SW846 8260B
1,3,5-Trimethylbenzene	106	(75 - 121)			SW846 8260B
	108	(75 - 121)	2.2	(0-30)	SW846 8260B
Vinyl acetate	76	(30 - 150)			SW846 8260B
	81	(30 - 150)	6.7	(0-30)	SW846 8260B
Bromobenzene	89	(74 - 123)			SW846 8260B
	91	(74 - 123)	2.2	(0-30)	SW846 8260B

(Continued on next page)

LABORATORY CONTROL SAMPLE EVALUATION REPORT

GC/MS Volatiles

Client Lot #...: A7G120309 **Work Order #...:** J3D0M1AC-LCS **Matrix.....:** WATER
LCS Lot-Sample#: A7G230000-259 J3D0M1AD-LCSD

SURROGATE	PERCENT RECOVERY	RECOVERY LIMITS
Dibromofluoromethane	96	(50 - 150)
	94	(50 - 150)
1,2-Dichloroethane-d4	94	(50 - 150)
	95	(50 - 150)
Toluene-d8	106	(50 - 150)
	102	(50 - 150)
4-Bromofluorobenzene	104	(50 - 150)
	103	(50 - 150)

NOTE(S):

Calculations are performed before rounding to avoid round-off errors in calculated results.

Bold print denotes control parameters

a Spiked analyte recovery is outside stated control limits.

MATRIX SPIKE SAMPLE EVALUATION REPORT

GC/MS Volatiles

Client Lot #...: A7G120309 **Work Order #...:** J2Q8W1AC-MS **Matrix.....:** WG
MS Lot-Sample #: A7G120309-001 J2Q8W1AD-MSD
Date Sampled...: 07/12/07 09:15 **Date Received..:** 07/12/07
Prep Date.....: 07/23/07 **Analysis Date..:** 07/23/07
Prep Batch #...: 7204259
Dilution Factor: 1 **Initial Wgt/Vol:** 5 mL **Final Wgt/Vol..:** 5 mL

PARAMETER	PERCENT RECOVERY	RECOVERY LIMITS	RPD	RPD LIMITS	METHOD
cis-1,2-Dichloroethene	103	(82 - 116)			SW846 8260B
	103	(82 - 116)	0.01	(0-30)	SW846 8260B
trans-1,2-Dichloroethene	99	(77 - 115)			SW846 8260B
	98	(77 - 115)	0.83	(0-30)	SW846 8260B
1,2-Dibromoethane	89	(60 - 140)			SW846 8260B
	88	(60 - 140)	1.4	(0-20)	SW846 8260B
Bromochloromethane	94	(70 - 130)			SW846 8260B
	95	(70 - 130)	0.61	(0-30)	SW846 8260B
Chloromethane	99	(41 - 125)			SW846 8260B
	101	(41 - 125)	1.7	(0-30)	SW846 8260B
Bromomethane	85	(53 - 155)			SW846 8260B
	87	(53 - 155)	2.4	(0-30)	SW846 8260B
Vinyl chloride	91	(52 - 122)			SW846 8260B
	91	(52 - 122)	0.27	(0-30)	SW846 8260B
Chloroethane	88	(62 - 140)			SW846 8260B
	88	(62 - 140)	0.15	(0-30)	SW846 8260B
Methylene chloride	81	(70 - 129)			SW846 8260B
	84	(70 - 129)	2.9	(0-30)	SW846 8260B
Acetone	51	(10 - 166)			SW846 8260B
	52	(10 - 166)	3.0	(0-32)	SW846 8260B
Carbon disulfide	96	(66 - 135)			SW846 8260B
	97	(66 - 135)	1.5	(0-31)	SW846 8260B
1,1-Dichloroethene	**90**	**(57 - 138)**			**SW846 8260B**
	91	**(57 - 138)**	**0.74**	**(0-15)**	**SW846 8260B**
1,1-Dichloroethane	108	(84 - 121)			SW846 8260B
	111	(84 - 121)	2.2	(0-30)	SW846 8260B
1,2-Dichloroethene (total)	101	(80 - 115)			SW846 8260B
	101	(80 - 115)	0.41	(0-30)	SW846 8260B
Chloroform	102	(85 - 124)			SW846 8260B
	101	(85 - 124)	0.61	(0-30)	SW846 8260B
1,2-Dichloroethane	91	(84 - 126)			SW846 8260B
	92	(84 - 126)	0.66	(0-30)	SW846 8260B
2-Butanone	75	(52 - 152)			SW846 8260B
	73	(52 - 152)	3.6	(0-30)	SW846 8260B
1,1,1-Trichloroethane	104	(78 - 128)			SW846 8260B
	106	(78 - 128)	1.8	(0-30)	SW846 8260B
Carbon tetrachloride	87	(80 - 125)			SW846 8260B
	91	(80 - 125)	4.3	(0-30)	SW846 8260B

(Continued on next page)

MATRIX SPIKE SAMPLE EVALUATION REPORT

GC/MS Volatiles

Client Lot #...: A7G120309 **Work Order #...:** J2Q8W1AC-MS **Matrix.....:** WG
MS Lot-Sample #: A7G120309-001 J2Q8W1AD-MSD

PARAMETER	PERCENT RECOVERY	RECOVERY LIMITS	RPD	RPD LIMITS	METHOD
Bromodichloromethane	96	(86 - 127)			SW846 8260B
	98	(86 - 127)	1.9	(0-30)	SW846 8260B
1,2-Dichloropropane	100	(83 - 121)			SW846 8260B
	99	(83 - 121)	2.0	(0-30)	SW846 8260B
cis-1,3-Dichloropropene	90	(86 - 122)			SW846 8260B
	89	(86 - 122)	1.1	(0-30)	SW846 8260B
Trichloroethene	**87**	**(58 - 141)**			**SW846 8260B**
	91	**(58 - 141)**	**5.3**	**(0-17)**	**SW846 8260B**
Dibromochloromethane	86	(85 - 124)			SW846 8260B
	88	(85 - 124)	1.9	(0-30)	SW846 8260B
1,1,2-Trichloroethane	95	(88 - 119)			SW846 8260B
	92	(88 - 119)	2.7	(0-30)	SW846 8260B
Benzene	**98**	**(73 - 123)**			**SW846 8260B**
	100	**(73 - 123)**	**2.4**	**(0-11)**	**SW846 8260B**
trans-1,3-Dichloropropene	95	(85 - 120)			SW846 8260B
	95	(85 - 120)	0.48	(0-30)	SW846 8260B
Bromoform	80	(79 - 135)			SW846 8260B
	82	(79 - 135)	3.1	(0-30)	SW846 8260B
4-Methyl-2-pentanone	73 a	(74 - 140)			SW846 8260B
	76	(74 - 140)	3.2	(0-30)	SW846 8260B
2-Hexanone	80	(57 - 148)			SW846 8260B
	85	(57 - 148)	6.2	(0-31)	SW846 8260B
Tetrachloroethene	94	(75 - 116)			SW846 8260B
	96	(75 - 116)	2.4	(0-30)	SW846 8260B
1,1,2,2-Tetrachloroethane	80	(74 - 144)			SW846 8260B
	78	(74 - 144)	3.4	(0-30)	SW846 8260B
Toluene	**103**	**(67 - 129)**			**SW846 8260B**
	103	**(67 - 129)**	**0.51**	**(0-14)**	**SW846 8260B**
Chlorobenzene	**97**	**(70 - 122)**			**SW846 8260B**
	96	**(70 - 122)**	**1.7**	**(0-14)**	**SW846 8260B**
Ethylbenzene	98	(86 - 113)			SW846 8260B
	100	(86 - 113)	2.4	(0-30)	SW846 8260B
Styrene	99	(87 - 115)			SW846 8260B
	98	(87 - 115)	0.95	(0-30)	SW846 8260B
Xylenes (total)	101	(88 - 114)			SW846 8260B
	102	(88 - 114)	0.89	(0-30)	SW846 8260B
n-Hexane	101	(57 - 129)			SW846 8260B
	101	(57 - 129)	0.25	(0-30)	SW846 8260B
Cyclohexane	101	(60 - 140)			SW846 8260B
	107	(60 - 140)	6.1	(0-20)	SW846 8260B

(Continued on next page)

MATRIX SPIKE SAMPLE EVALUATION REPORT

GC/MS Volatiles

Client Lot #...: A7G120309 **Work Order #...:** J2Q8W1AC-MS **Matrix.....:** WG
MS Lot-Sample #: A7G120309-001 J2Q8W1AD-MSD

PARAMETER	PERCENT RECOVERY	RECOVERY LIMITS	RPD	RPD LIMITS	METHOD
1,2-Dibromo-3-chloro-propane	67	(60 - 140)			SW846 8260B
	72	(60 - 140)	6.3	(0-20)	SW846 8260B
1,2-Dichlorobenzene	91	(60 - 140)			SW846 8260B
	93	(60 - 140)	1.6	(0-20)	SW846 8260B
1,3-Dichlorobenzene	89	(60 - 140)			SW846 8260B
	89	(60 - 140)	0.31	(0-20)	SW846 8260B
1,4-Dichlorobenzene	91	(60 - 140)			SW846 8260B
	91	(60 - 140)	0.26	(0-20)	SW846 8260B
Dichlorodifluoromethane	72	(60 - 140)			SW846 8260B
	74	(60 - 140)	2.7	(0-20)	SW846 8260B
Freon 113	90	(60 - 140)			SW846 8260B
	91	(60 - 140)	1.1	(0-20)	SW846 8260B
Isopropylbenzene	114	(60 - 140)			SW846 8260B
	114	(60 - 140)	0.07	(0-20)	SW846 8260B
Methyl acetate	67	(60 - 140)			SW846 8260B
	62	(60 - 140)	7.3	(0-20)	SW846 8260B
Methylcyclohexane	92	(60 - 140)			SW846 8260B
	98	(60 - 140)	6.6	(0-20)	SW846 8260B
Methyl tert-butyl ether (MTBE)	80	(60 - 140)			SW846 8260B
	80	(60 - 140)	0.01	(0-20)	SW846 8260B
1,2,4-Trichloro-benzene	86	(60 - 140)			SW846 8260B
	89	(60 - 140)	3.4	(0-20)	SW846 8260B
Trichlorofluoromethane	105	(60 - 140)			SW846 8260B
	110	(60 - 140)	5.1	(0-20)	SW846 8260B

SURROGATE	PERCENT RECOVERY	RECOVERY LIMITS
Dibromofluoromethane	96	(50 - 150)
	97	(50 - 150)
1,2-Dichloroethane-d4	87	(50 - 150)
	92	(50 - 150)
Toluene-d8	103	(50 - 150)
	106	(50 - 150)
4-Bromofluorobenzene	108	(50 - 150)
	106	(50 - 150)

(Continued on next page)

MATRIX SPIKE SAMPLE EVALUATION REPORT

GC/MS Volatiles

Client Lot #...: A7G120309 **Work Order #...:** J2Q8W1AC-MS **Matrix.....:** WG
MS Lot-Sample #: A7G120309-001 J2Q8W1AD-MSD

SURROGATE	PERCENT RECOVERY	RECOVERY LIMITS

NOTE(S):

Calculations are performed before rounding to avoid round-off errors in calculated results.

Bold print denotes control parameters

a Spiked analyte recovery is outside stated control limits.

QC Outlier Report: Trip Blank

Lab Reporting Batch : A7G120309
Lab ID: STLCAN
Method/Preparation Batch : 7204259 / 7204259
Analysis Date : 07/23/2007
Client Sample ID : FWGTrip-Team1
Preparation Date : 07/23/2007
Lab Sample ID : A7G120309011
Preparation Type : 5030B

Analysis Method : 8260B

Acetone	Result	Reporting Limit	Units	Lab Qual	Comments
Trip Blank Result: TripTeam1	1.3	10	ug/L	J B	Common Contaminant

Acetone was qualified due to trip blank contamination in the following associated samples:

Client Sample ID	Lab Sample ID	Dilution	Result	Lab Qual	Result Unit
FWGBKGmw-018C-0470-G	A7G120309009	1	1.1	J B	ug/L
FWGEQUIPRinse4-0504-GW	A7G120309010	1	2.7	J B	ug/L

Methylene chloride	Result	Reporting Limit	Units	Lab Qual	Comments
Trip Blank Result: TripTeam1	0.97	2.0	ug/L	J B	Common Contaminant

Methylene chloride contamination found in the trip blank did not qualify any samples.

Acetone	Result	Reporting Limit	Units	Lab Qual	Comments
Trip Blank Result:	1.1	10	ug/L	J B	Common Contaminant

Acetone contamination found in the trip blank did not qualify any samples.

Methylene chloride	Result	Reporting Limit	Units	Lab Qual	Comments
Trip Blank Result:	0.98	2.0	ug/L	J B	Common Contaminant

Methylene chloride contamination found in the trip blank did not qualify any samples.

Acetone	Result	Reporting Limit	Units	Lab Qual	Comments
Trip Blank Result: T.B. Team 3-07107	1.5	10	ug/L	J B	Common Contaminant

Acetone contamination found in the trip blank did not qualify any samples.

QC Outlier Report: Equipment Blank

Lab Reporting Batch : A7G120309 **Lab ID:** STLCAN
Method/Preparation Batch : 7204259 / 7204259 **Analysis Date :** 07/23/2007
Client Sample ID : FWGEQUIPRinse4-0504-GW **Preparation Date :** 07/23/2007
Lab Sample ID : A7G120309010 **Preparation Type :** 5030B

Analysis Method : 8260B

Acetone	Result	Reporting Limit	Units	Lab Qual	Comments
Equipment Blank Result: EB	2.7	10	ug/L	J B	Common Contaminant

Contamination less than ½ MRL; acceptable per CCG; NO Fail

Acetone was qualified due to equipment blank contamination in the following associated samples:

Client Sample ID	Lab Sample ID	Dilution	Result	Lab Qual	Result Unit
FWGBKGmw-015C-0467-G	A7G120309017	1	1.3	J B	ug/L
FWGBKGmw-018C-0470-G	A7G120309009	1	1.1	J B	ug/L

Chloromethane	Result	Reporting Limit	Units	Lab Qual	Comments
Equipment Blank Result: EB	0.31	1.0	ug/L	J	

Contamination less than ½ MRL; acceptable per CCG; NO Fail

Chloromethane was qualified due to equipment blank contamination in the following associated samples:

Client Sample ID	Lab Sample ID	Dilution	Result	Lab Qual	Result Unit
FWGBKGmw-018C-0470-G	A7G120309009	1	0.49	J	ug/L

Acetone	Result	Reporting Limit	Units	Lab Qual	Comments
Equipment Blank Result: Trip Blank 2	1.2	10	ug/L	J B	Common Contaminant

Acetone contamination found in the equipment blank did not qualify any samples.

Methylene chloride	Result	Reporting Limit	Units	Lab Qual	Comments
Equipment Blank Result: Trip Blank 2	0.86	2.0	ug/L	J B	Common Contaminant

Methylene chloride contamination found in the equipment blank did not qualify any samples.

Acetone	Result	Reporting Limit	Units	Lab Qual	Comments
Equipment Blank Result: Trip Blank 3	1.1	10	ug/L	J B	Common Contaminant

Acetone was qualified due to equipment blank contamination in the following associated samples:

Client Sample ID	Lab Sample ID	Dilution	Result	Lab Qual	Result Unit
FWGBKGmw-015C-0467-G	A7G120309017	1	1.3	J B	ug/L

Methylene chloride	Result	Reporting Limit	Units	Lab Qual	Comments
Equipment Blank Result: Trip Blank 3	0.98	2.0	ug/L	J B	Common Contaminant

Methylene chloride contamination found in the equipment blank did not qualify any samples.

Laboratory Control Sample / Laboratory Control Sample Duplicate Outlier Report

Method Batch : 7204259 **Analysis Method :** 8260B **Analysis Date :** 07/23/2007

Preparation Batch : 7204259 **Preparation Type :** 5030B **Preparation Date :** 07/23/2007

Lab Reporting Batch : A7G120309 **Lab ID:** STLCAN

			Reported Values		Project Limits (Percent)			
LCS Lab Sample ID	Matrix	Analyte Name	Percent Recovery	RPD	Rejection Point	Lower Limit	Upper Limit	RPD
A7G230000259C	AQ	Methylene chloride	128		30.00	69.00	118.00	30.00
A7G230000259L		Methylene chloride	125	2.0	30.00	69.00	118.00	30.00

Associated Samples

Client Sample ID	Lab Sample ID
FWGBKGmw-005C-0461-GW	A7G120309015
FWGBKGmw-006C-0462-GW	A7G120309006
FWGBKGmw-015C-0467-GW	A7G120309017
FWGBKGmw-016C-0468-GW	A7G120309003
FWGBKGmw-017C-0469-GW	A7G120309001
FWGBKGmw-018C-0470-GW	A7G120309009
FWGBKGmw-019C-0471-GW	A7G120309012
FWGEQUIPRinse4-0504-GW	A7G120309010
FWGTrip-Team1	A7G120309011
FWGTRIPTeam2	A7G120309005
FWGTRIP-Team3	A7G120309019
FWGTRIP-Team3-071107	A7G120309014

Scope of Data Qualification: The outlier in the LCS qualifies that analyte in all samples with the same Preparation Batch ID as the LCS

Project Number and Name: 030240.0005 - Ravenna GW

Matrix Spike / Matrix Spike Duplicate Recovery and RPD Outlier Report

Method Batch : 7204259 **Analysis Method :** 8260B **Analysis Date :** 07/23/2007

Preparation Batch : 7204259 **Preparation Type :** 5030B **Preparation Date :** 07/23/2007

Lab Reporting Batch : A7G120309 **Lab ID:** STLCAN

Client Sample ID	Lab Sample ID	Matrix	Analyte Name	Reported *		Project Limits (Percent)			
				Percent Recovery	RPD	Rejection Point**	Lower Limit	Upper Limit	RPD
FWGBKGmw-017C-0469	A7G120309001S	AQ	Acetone	51		0.00	70.00	130.00	20.00
FWGBKGmw-017C-0469	A7G120309001D		Acetone	52		0.00	70.00	130.00	20.00

Associated Samples: Parent sample only

Client Sample ID	Lab Sample ID
FWGBKGmw-017C-0469-GW	A7G120309001

* Only those Percent Recovery and/or RPD values outside project limits are listed in this report.

** Metal are also assessed against an upper rejection point of 150 percent for waters and 200 percent for soils and sediments

Project Number and Name: 030240.0005 - Ravenna GW

Environmental Quality Mgt., Inc.

Client Sample ID: FWGBKGmw-017C-0469-GW

GC/MS Semivolatiles

Lot-Sample #...: A7G120309-001 **Work Order #...:** J2Q8W1AE **Matrix.....:** WG
Date Sampled...: 07/12/07 09:15 **Date Received..:** 07/12/07
Prep Date.....: 07/13/07 **Analysis Date..:** 07/30/07
Prep Batch #...: 7194032
Dilution Factor: 1 **Initial Wgt/Vol:** 900 mL **Final Wgt/Vol..:** 2 mL
Method.....: SW846 8270C

PARAMETER	RESULT	REPORTING LIMIT	UNITS	MDL
Benzoic acid	ND	10	ug/L	4.4
Benzyl alcohol	ND	5.0	ug/L	0.49
Phenol	ND	1.0	ug/L	0.96
bis(2-Chloroethyl)-ether	ND	1.0	ug/L	0.088
2-Chlorophenol	ND	1.0	ug/L	0.039
1,3-Dichlorobenzene	ND	1.0	ug/L	0.53
1,4-Dichlorobenzene	ND	1.0	ug/L	0.52
1,2-Dichlorobenzene	ND	1.0	ug/L	0.59
2-Methylphenol	ND	1.0	ug/L	0.56
2,2'-oxybis(1-Chloro-propane)	ND	1.0	ug/L	0.52
4-Methylphenol	ND	1.0	ug/L	0.64
N-Nitrosodi-n-propyl-amine	ND	1.0	ug/L	0.53
Hexachloroethane	ND	1.0	ug/L	0.58
Nitrobenzene	ND	1.0	ug/L	0.053
Isophorone	ND	1.0	ug/L	0.50
2-Nitrophenol	ND	2.0	ug/L	1.3
2,4-Dimethylphenol	ND	2.0	ug/L	0.56
bis(2-Chloroethoxy) methane	ND	1.0	ug/L	0.49
2,4-Dichlorophenol	ND	2.0	ug/L	1.1
1,2,4-Trichloro-benzene	ND	1.0	ug/L	0.59
Naphthalene	ND	0.20	ug/L	0.069
4-Chloroaniline	ND	2.0	ug/L	0.56
Hexachlorobutadiene	ND	1.0	ug/L	0.51
4-Chloro-3-methylphenol	ND	2.0	ug/L	0.41
2-Methylnaphthalene	ND	0.20	ug/L	0.061
Hexachlorocyclopenta-diene	ND	10	ug/L	0.74
2,4,6-Trichloro-phenol	ND	5.0	ug/L	1.4
2,4,5-Trichloro-phenol	ND	5.0	ug/L	0.96
2-Chloronaphthalene	ND	1.0	ug/L	0.62
2-Nitroaniline	ND	2.0	ug/L	0.43

(Continued on next page)

Environmental Quality Mgt., Inc.

Client Sample ID: FWGBKGmw-017C-0469-GW

GC/MS Semivolatiles

Lot-Sample #...: A7G120309-001 Work Order #...: J2Q8W1AE Matrix.....: WG

PARAMETER	RESULT	REPORTING LIMIT	UNITS	MDL
Dimethyl phthalate	ND	1.0	ug/L	0.44
Acenaphthylene	ND	0.20	ug/L	0.054
2,6-Dinitrotoluene	ND	5.0	ug/L	0.47
3-Nitroaniline	ND	2.0	ug/L	0.67
Acenaphthene	ND	0.20	ug/L	0.054
2,4-Dinitrophenol	ND	5.0	ug/L	3.5
4-Nitrophenol	ND	5.0	ug/L	0.63
Dibenzofuran	ND	1.0	ug/L	0.54
2,4-Dinitrotoluene	ND	5.0	ug/L	0.40
Diethyl phthalate	ND	1.0	ug/L	0.63
4-Chlorophenyl phenyl ether	ND	2.0	ug/L	0.55
Fluorene	ND	0.20	ug/L	0.043
4-Nitroaniline	ND	2.0	ug/L	0.47
4,6-Dinitro-2-methylphenol	ND	5.0	ug/L	0.27
N-Nitrosodiphenylamine	ND	1.0	ug/L	0.46
4-Bromophenyl phenyl ether	ND	2.0	ug/L	0.52
Hexachlorobenzene	ND	0.20	ug/L	0.065
Pentachlorophenol	ND	5.0	ug/L	0.48
Phenanthrene	ND	0.20	ug/L	0.087
Anthracene	ND	0.20	ug/L	0.054
Carbazole	ND	1.0	ug/L	0.54
Di-n-butyl phthalate	ND	1.0	ug/L	0.61
Fluoranthene	ND	0.20	ug/L	0.036
Pyrene	ND	0.20	ug/L	0.048
Butyl benzyl phthalate	ND	1.0	ug/L	0.51
3,3'-Dichlorobenzidine	ND	5.0	ug/L	0.48
Benzo(a)anthracene	ND	0.20	ug/L	0.052
Chrysene	ND	0.20	ug/L	0.048
bis(2-Ethylhexyl) phthalate	**1.3 J**	**10**	**ug/L**	**0.88**
Di-n-octyl phthalate	ND	1.0	ug/L	0.39
Benzo(b)fluoranthene	ND	0.20	ug/L	0.049
Benzo(k)fluoranthene	ND	0.20	ug/L	0.049
Benzo(a)pyrene	ND	0.20	ug/L	0.048
Indeno(1,2,3-cd)pyrene	ND	0.20	ug/L	0.065
Dibenz(a,h)anthracene	ND	0.20	ug/L	0.039
Benzo(ghi)perylene	ND	0.20	ug/L	0.053

(Continued on next page)

Environmental Quality Mgt., Inc.

Client Sample ID: FWGBKGmw-017C-0469-GW

GC/MS Semivolatiles

Lot-Sample #...: A7G120309-001 Work Order #...: J2Q8W1AE Matrix.....: WG

SURROGATE	PERCENT RECOVERY	RECOVERY LIMITS
Nitrobenzene-d5	63	(32 - 112)
2-Fluorobiphenyl	57	(30 - 110)
Terphenyl-d14	81	(51 - 135)
Phenol-d5	48	(10 - 117)
2-Fluorophenol	21	(19 - 108)
2,4,6-Tribromophenol	72	(42 - 124)

NOTE(S):

J Estimated result. Result is less than RL.

Environmental Quality Mgt., Inc.

Client Sample ID: FWGBKGmw-016C-0468-GW

GC/MS Semivolatiles

Lot-Sample #...: A7G120309-003 Work Order #...: J2Q9L1AD Matrix.....: WG
Date Sampled...: 07/12/07 11:55 Date Received..: 07/12/07
Prep Date.....: 07/13/07 Analysis Date..: 07/30/07
Prep Batch #...: 7194032
Dilution Factor: 1 Initial Wgt/Vol: 920 mL Final Wgt/Vol..: 2 mL
Method.....: SW846 8270C

PARAMETER	RESULT	REPORTING LIMIT	UNITS	MDL
Benzoic acid	ND	10	ug/L	4.4
Benzyl alcohol	ND	5.0	ug/L	0.49
Phenol	ND	1.0	ug/L	0.96
bis(2-Chloroethyl)-ether	ND	1.0	ug/L	0.088
2-Chlorophenol	ND	1.0	ug/L	0.039
1,3-Dichlorobenzene	ND	1.0	ug/L	0.53
1,4-Dichlorobenzene	ND	1.0	ug/L	0.52
1,2-Dichlorobenzene	ND	1.0	ug/L	0.59
2-Methylphenol	ND	1.0	ug/L	0.56
2,2'-oxybis(1-Chloro-propane)	ND	1.0	ug/L	0.52
4-Methylphenol	ND	1.0	ug/L	0.64
N-Nitrosodi-n-propyl-amine	ND	1.0	ug/L	0.53
Hexachloroethane	ND	1.0	ug/L	0.58
Nitrobenzene	ND	1.0	ug/L	0.053
Isophorone	ND	1.0	ug/L	0.50
2-Nitrophenol	ND	2.0	ug/L	1.3
2,4-Dimethylphenol	ND	2.0	ug/L	0.56
bis(2-Chloroethoxy) methane	ND	1.0	ug/L	0.49
2,4-Dichlorophenol	ND	2.0	ug/L	1.1
1,2,4-Trichloro-benzene	ND	1.0	ug/L	0.59
Naphthalene	ND	0.20	ug/L	0.069
4-Chloroaniline	ND	2.0	ug/L	0.56
Hexachlorobutadiene	ND	1.0	ug/L	0.51
4-Chloro-3-methylphenol	ND	2.0	ug/L	0.41
2-Methylnaphthalene	ND	0.20	ug/L	0.061
Hexachlorocyclopenta-diene	ND	10	ug/L	0.74
2,4,6-Trichloro-phenol	ND	5.0	ug/L	1.4
2,4,5-Trichloro-phenol	ND	5.0	ug/L	0.96
2-Chloronaphthalene	ND	1.0	ug/L	0.62
2-Nitroaniline	ND	2.0	ug/L	0.43

(Continued on next page)

Environmental Quality Mgt., Inc.

Client Sample ID: FWGBKGmw-016C-0468-GW

GC/MS Semivolatiles

Lot-Sample #...: A7G120309-003 Work Order #...: J2Q9L1AD Matrix.....: WG

PARAMETER	RESULT	REPORTING LIMIT	UNITS	MDL
Dimethyl phthalate	ND	1.0	ug/L	0.44
Acenaphthylene	ND	0.20	ug/L	0.054
2,6-Dinitrotoluene	ND	5.0	ug/L	0.47
3-Nitroaniline	ND	2.0	ug/L	0.67
Acenaphthene	ND	0.20	ug/L	0.054
2,4-Dinitrophenol	ND	5.0	ug/L	3.5
4-Nitrophenol	ND	5.0	ug/L	0.63
Dibenzofuran	ND	1.0	ug/L	0.54
2,4-Dinitrotoluene	ND	5.0	ug/L	0.40
Diethyl phthalate	ND	1.0	ug/L	0.63
4-Chlorophenyl phenyl ether	ND	2.0	ug/L	0.55
Fluorene	ND	0.20	ug/L	0.043
4-Nitroaniline	ND	2.0	ug/L	0.47
4,6-Dinitro-2-methylphenol	ND	5.0	ug/L	0.27
N-Nitrosodiphenylamine	ND	1.0	ug/L	0.46
4-Bromophenyl phenyl ether	ND	2.0	ug/L	0.52
Hexachlorobenzene	ND	0.20	ug/L	0.065
Pentachlorophenol	ND	5.0	ug/L	0.48
Phenanthrene	ND	0.20	ug/L	0.087
Anthracene	ND	0.20	ug/L	0.054
Carbazole	ND	1.0	ug/L	0.54
Di-n-butyl phthalate	ND	1.0	ug/L	0.61
Fluoranthene	ND	0.20	ug/L	0.036
Pyrene	ND	0.20	ug/L	0.048
Butyl benzyl phthalate	ND	1.0	ug/L	0.51
3,3'-Dichlorobenzidine	ND	5.0	ug/L	0.48
Benzo(a)anthracene	ND	0.20	ug/L	0.052
Chrysene	ND	0.20	ug/L	0.048
bis(2-Ethylhexyl) phthalate	ND	10	ug/L	0.88
Di-n-octyl phthalate	ND	1.0	ug/L	0.39
Benzo(b)fluoranthene	ND	0.20	ug/L	0.049
Benzo(k)fluoranthene	ND	0.20	ug/L	0.049
Benzo(a)pyrene	ND	0.20	ug/L	0.048
Indeno(1,2,3-cd)pyrene	ND	0.20	ug/L	0.065
Dibenz(a,h)anthracene	ND	0.20	ug/L	0.039
Benzo(ghi)perylene	ND	0.20	ug/L	0.053

(Continued on next page)

Environmental Quality Mgt., Inc.

Client Sample ID: FWGBKGmw-016C-0468-GW

GC/MS Semivolatiles

Lot-Sample #...: A7G120309-003 Work Order #...: J2Q9L1AD Matrix.....: WG

SURROGATE	PERCENT RECOVERY	RECOVERY LIMITS
Nitrobenzene-d5	61	(32 - 112)
2-Fluorobiphenyl	58	(30 - 110)
Terphenyl-d14	89	(51 - 135)
Phenol-d5	50	(10 - 117)
2-Fluorophenol	31	(19 - 108)
2,4,6-Tribromophenol	74	(42 - 124)

Environmental Quality Mgt., Inc.

Client Sample ID: FWGBKGmw-006C-0462-GW

GC/MS Semivolatiles

Lot-Sample #...: A7G120309-006 **Work Order #...:** J2Q9Q1AD **Matrix.....:** WG
Date Sampled...: 07/12/07 09:33 **Date Received..:** 07/12/07
Prep Date.....: 07/13/07 **Analysis Date..:** 07/30/07
Prep Batch #...: 7194032
Dilution Factor: 1 **Initial Wgt/Vol:** 1050 mL **Final Wgt/Vol..:** 2 mL
Method.....: SW846 8270C

PARAMETER	RESULT	REPORTING LIMIT	UNITS	MDL
Benzoic acid	ND	10	ug/L	4.4
Benzyl alcohol	ND	5.0	ug/L	0.49
Phenol	ND	1.0	ug/L	0.96
bis(2-Chloroethyl)-ether	ND	1.0	ug/L	0.088
2-Chlorophenol	ND	1.0	ug/L	0.039
1,3-Dichlorobenzene	ND	1.0	ug/L	0.53
1,4-Dichlorobenzene	ND	1.0	ug/L	0.52
1,2-Dichlorobenzene	ND	1.0	ug/L	0.59
2-Methylphenol	ND	1.0	ug/L	0.56
2,2'-oxybis(1-Chloro-propane)	ND	1.0	ug/L	0.52
4-Methylphenol	ND	1.0	ug/L	0.64
N-Nitrosodi-n-propyl-amine	ND	1.0	ug/L	0.53
Hexachloroethane	ND	1.0	ug/L	0.58
Nitrobenzene	ND	1.0	ug/L	0.053
Isophorone	ND	1.0	ug/L	0.50
2-Nitrophenol	ND	2.0	ug/L	1.3
2,4-Dimethylphenol	ND	2.0	ug/L	0.56
bis(2-Chloroethoxy) methane	ND	1.0	ug/L	0.49
2,4-Dichlorophenol	ND	2.0	ug/L	1.1
1,2,4-Trichloro-benzene	ND	1.0	ug/L	0.59
Naphthalene	ND	0.20	ug/L	0.069
4-Chloroaniline	ND	2.0	ug/L	0.56
Hexachlorobutadiene	ND	1.0	ug/L	0.51
4-Chloro-3-methylphenol	ND	2.0	ug/L	0.41
2-Methylnaphthalene	ND	0.20	ug/L	0.061
Hexachlorocyclopenta-diene	ND	10	ug/L	0.74
2,4,6-Trichloro-phenol	ND	5.0	ug/L	1.4
2,4,5-Trichloro-phenol	ND	5.0	ug/L	0.96
2-Chloronaphthalene	ND	1.0	ug/L	0.62
2-Nitroaniline	ND	2.0	ug/L	0.43

(Continued on next page)

Environmental Quality Mgt., Inc.

Client Sample ID: FWGBKGmw-006C-0462-GW

GC/MS Semivolatiles

Lot-Sample #...: A7G120309-006 Work Order #...: J2Q9Q1AD Matrix.....: WG

PARAMETER	RESULT	REPORTING LIMIT	UNITS	MDL
Dimethyl phthalate	ND	1.0	ug/L	0.44
Acenaphthylene	ND	0.20	ug/L	0.054
2,6-Dinitrotoluene	ND	5.0	ug/L	0.47
3-Nitroaniline	ND	2.0	ug/L	0.67
Acenaphthene	ND	0.20	ug/L	0.054
2,4-Dinitrophenol	ND	5.0	ug/L	3.5
4-Nitrophenol	ND	5.0	ug/L	0.63
Dibenzofuran	ND	1.0	ug/L	0.54
2,4-Dinitrotoluene	ND	5.0	ug/L	0.40
Diethyl phthalate	ND	1.0	ug/L	0.63
4-Chlorophenyl phenyl ether	ND	2.0	ug/L	0.55
Fluorene	ND	0.20	ug/L	0.043
4-Nitroaniline	ND	2.0	ug/L	0.47
4,6-Dinitro-2-methylphenol	ND	5.0	ug/L	0.27
N-Nitrosodiphenylamine	ND	1.0	ug/L	0.46
4-Bromophenyl phenyl ether	ND	2.0	ug/L	0.52
Hexachlorobenzene	ND	0.20	ug/L	0.065
Pentachlorophenol	ND	5.0	ug/L	0.48
Phenanthrene	ND	0.20	ug/L	0.087
Anthracene	ND	0.20	ug/L	0.054
Carbazole	ND	1.0	ug/L	0.54
Di-n-butyl phthalate	ND	1.0	ug/L	0.61
Fluoranthene	ND	0.20	ug/L	0.036
Pyrene	ND	0.20	ug/L	0.048
Butyl benzyl phthalate	ND	1.0	ug/L	0.51
3,3'-Dichlorobenzidine	ND	5.0	ug/L	0.48
Benzo(a)anthracene	ND	0.20	ug/L	0.052
Chrysene	ND	0.20	ug/L	0.048
bis(2-Ethylhexyl) phthalate	**1.0 J**	**10**	**ug/L**	**0.88**
Di-n-octyl phthalate	ND	1.0	ug/L	0.39
Benzo(b)fluoranthene	ND	0.20	ug/L	0.049
Benzo(k)fluoranthene	ND	0.20	ug/L	0.049
Benzo(a)pyrene	ND	0.20	ug/L	0.048
Indeno(1,2,3-cd)pyrene	ND	0.20	ug/L	0.065
Dibenz(a,h)anthracene	ND	0.20	ug/L	0.039
Benzo(ghi)perylene	ND	0.20	ug/L	0.053

(Continued on next page)

Environmental Quality Mgt., Inc.

Client Sample ID: FWGBKGmw-006C-0462-GW

GC/MS Semivolatiles

Lot-Sample #...: A7G120309-006 Work Order #...: J2Q9Q1AD Matrix.....: WG

SURROGATE	PERCENT RECOVERY	RECOVERY LIMITS
Nitrobenzene-d5	67	(32 - 112)
2-Fluorobiphenyl	61	(30 - 110)
Terphenyl-d14	88	(51 - 135)
Phenol-d5	52	(10 - 117)
2-Fluorophenol	33	(19 - 108)
2,4,6-Tribromophenol	72	(42 - 124)

NOTE(S):

J Estimated result. Result is less than RL.

Environmental Quality Mgt., Inc.

Client Sample ID: FWGBKGmw-018C-0470-GW

GC/MS Semivolatiles

Lot-Sample #...: A7G120309-009 **Work Order #...:** J2Q9V1AD **Matrix.....:** WG
Date Sampled...: 07/12/07 11:20 **Date Received..:** 07/12/07
Prep Date.....: 07/13/07 **Analysis Date..:** 07/30/07
Prep Batch #...: 7194032
Dilution Factor: 1 **Initial Wgt/Vol:** 1050 mL **Final Wgt/Vol..:** 2 mL
Method.....: SW846 8270C

PARAMETER	RESULT	REPORTING LIMIT	UNITS	MDL
Benzoic acid	ND	10	ug/L	4.4
Benzyl alcohol	ND	5.0	ug/L	0.49
Phenol	ND	1.0	ug/L	0.96
bis(2-Chloroethyl)-ether	ND	1.0	ug/L	0.088
2-Chlorophenol	ND	1.0	ug/L	0.039
1,3-Dichlorobenzene	ND	1.0	ug/L	0.53
1,4-Dichlorobenzene	ND	1.0	ug/L	0.52
1,2-Dichlorobenzene	ND	1.0	ug/L	0.59
2-Methylphenol	ND	1.0	ug/L	0.56
2,2'-oxybis(1-Chloro-propane)	ND	1.0	ug/L	0.52
4-Methylphenol	ND	1.0	ug/L	0.64
N-Nitrosodi-n-propyl-amine	ND	1.0	ug/L	0.53
Hexachloroethane	ND	1.0	ug/L	0.58
Nitrobenzene	ND	1.0	ug/L	0.053
Isophorone	ND	1.0	ug/L	0.50
2-Nitrophenol	ND	2.0	ug/L	1.3
2,4-Dimethylphenol	ND	2.0	ug/L	0.56
bis(2-Chloroethoxy) methane	ND	1.0	ug/L	0.49
2,4-Dichlorophenol	ND	2.0	ug/L	1.1
1,2,4-Trichloro-benzene	ND	1.0	ug/L	0.59
Naphthalene	ND	0.20	ug/L	0.069
4-Chloroaniline	ND	2.0	ug/L	0.56
Hexachlorobutadiene	ND	1.0	ug/L	0.51
4-Chloro-3-methylphenol	ND	2.0	ug/L	0.41
2-Methylnaphthalene	ND	0.20	ug/L	0.061
Hexachlorocyclopenta-diene	ND	10	ug/L	0.74
2,4,6-Trichloro-phenol	ND	5.0	ug/L	1.4
2,4,5-Trichloro-phenol	ND	5.0	ug/L	0.96
2-Chloronaphthalene	ND	1.0	ug/L	0.62
2-Nitroaniline	ND	2.0	ug/L	0.43

(Continued on next page)

Environmental Quality Mgt., Inc.

Client Sample ID: FWGBKGmw-018C-0470-GW

GC/MS Semivolatiles

Lot-Sample #...: A7G120309-009 Work Order #...: J2Q9V1AD Matrix.....: WG

PARAMETER	RESULT	REPORTING LIMIT	UNITS	MDL
Dimethyl phthalate	ND	1.0	ug/L	0.44
Acenaphthylene	ND	0.20	ug/L	0.054
2,6-Dinitrotoluene	ND	5.0	ug/L	0.47
3-Nitroaniline	ND	2.0	ug/L	0.67
Acenaphthene	ND	0.20	ug/L	0.054
2,4-Dinitrophenol	ND	5.0	ug/L	3.5
4-Nitrophenol	ND	5.0	ug/L	0.63
Dibenzofuran	ND	1.0	ug/L	0.54
2,4-Dinitrotoluene	ND	5.0	ug/L	0.40
Diethyl phthalate	ND	1.0	ug/L	0.63
4-Chlorophenyl phenyl ether	ND	2.0	ug/L	0.55
Fluorene	ND	0.20	ug/L	0.043
4-Nitroaniline	ND	2.0	ug/L	0.47
4,6-Dinitro-2-methylphenol	ND	5.0	ug/L	0.27
N-Nitrosodiphenylamine	ND	1.0	ug/L	0.46
4-Bromophenyl phenyl ether	ND	2.0	ug/L	0.52
Hexachlorobenzene	ND	0.20	ug/L	0.065
Pentachlorophenol	ND	5.0	ug/L	0.48
Phenanthrene	ND	0.20	ug/L	0.087
Anthracene	ND	0.20	ug/L	0.054
Carbazole	ND	1.0	ug/L	0.54
Di-n-butyl phthalate	ND	1.0	ug/L	0.61
Fluoranthene	ND	0.20	ug/L	0.036
Pyrene	ND	0.20	ug/L	0.048
Butyl benzyl phthalate	ND	1.0	ug/L	0.51
3,3'-Dichlorobenzidine	ND	5.0	ug/L	0.48
Benzo(a)anthracene	ND	0.20	ug/L	0.052
Chrysene	ND	0.20	ug/L	0.048
bis(2-Ethylhexyl) phthalate	ND	10	ug/L	0.88
Di-n-octyl phthalate	ND	1.0	ug/L	0.39
Benzo(b)fluoranthene	ND	0.20	ug/L	0.049
Benzo(k)fluoranthene	ND	0.20	ug/L	0.049
Benzo(a)pyrene	ND	0.20	ug/L	0.048
Indeno(1,2,3-cd)pyrene	ND	0.20	ug/L	0.065
Dibenz(a,h)anthracene	ND	0.20	ug/L	0.039
Benzo(ghi)perylene	ND	0.20	ug/L	0.053

(Continued on next page)

Environmental Quality Mgt., Inc.

Client Sample ID: FWGBKGmw-018C-0470-GW

GC/MS Semivolatiles

Lot-Sample #...: A7G120309-009 **Work Order #...:** J2Q9V1AD **Matrix.....:** WG

SURROGATE	PERCENT RECOVERY	RECOVERY LIMITS
Nitrobenzene-d5	70	(32 - 112)
2-Fluorobiphenyl	65	(30 - 110)
Terphenyl-d14	92	(51 - 135)
Phenol-d5	58	(10 - 117)
2-Fluorophenol	34	(19 - 108)
2,4,6-Tribromophenol	81	(42 - 124)

Environmental Quality Mgt., Inc.

Client Sample ID: FWGEQUIPRinse4-0504-GW

GC/MS Semivolatiles

Lot-Sample #...: A7G120309-010 **Work Order #...:** J2Q9W1AD **Matrix.....:** WQ
Date Sampled...: 07/12/07 12:10 **Date Received..:** 07/12/07
Prep Date.....: 07/13/07 **Analysis Date..:** 07/30/07
Prep Batch #...: 7194032
Dilution Factor: 1 **Initial Wgt/Vol:** 980 mL **Final Wgt/Vol..:** 2 mL
Method.....: SW846 8270C

PARAMETER	RESULT	REPORTING LIMIT	UNITS	MDL
Benzoic acid	ND	10	ug/L	4.4
Benzyl alcohol	ND	5.0	ug/L	0.49
Phenol	ND	1.0	ug/L	0.96
bis(2-Chloroethyl)-ether	ND	1.0	ug/L	0.088
2-Chlorophenol	ND	1.0	ug/L	0.039
1,3-Dichlorobenzene	ND	1.0	ug/L	0.53
1,4-Dichlorobenzene	ND	1.0	ug/L	0.52
1,2-Dichlorobenzene	ND	1.0	ug/L	0.59
2-Methylphenol	ND	1.0	ug/L	0.56
2,2'-oxybis(1-Chloro-propane)	ND	1.0	ug/L	0.52
4-Methylphenol	ND	1.0	ug/L	0.64
N-Nitrosodi-n-propyl-amine	ND	1.0	ug/L	0.53
Hexachloroethane	ND	1.0	ug/L	0.58
Nitrobenzene	ND	1.0	ug/L	0.053
Isophorone	ND	1.0	ug/L	0.50
2-Nitrophenol	ND	2.0	ug/L	1.3
2,4-Dimethylphenol	ND	2.0	ug/L	0.56
bis(2-Chloroethoxy) methane	ND	1.0	ug/L	0.49
2,4-Dichlorophenol	ND	2.0	ug/L	1.1
1,2,4-Trichloro-benzene	ND	1.0	ug/L	0.59
Naphthalene	ND	0.20	ug/L	0.069
4-Chloroaniline	ND	2.0	ug/L	0.56
Hexachlorobutadiene	ND	1.0	ug/L	0.51
4-Chloro-3-methylphenol	ND	2.0	ug/L	0.41
2-Methylnaphthalene	ND	0.20	ug/L	0.061
Hexachlorocyclopenta-diene	ND	10	ug/L	0.74
2,4,6-Trichloro-phenol	ND	5.0	ug/L	1.4
2,4,5-Trichloro-phenol	ND	5.0	ug/L	0.96
2-Chloronaphthalene	ND	1.0	ug/L	0.62
2-Nitroaniline	ND	2.0	ug/L	0.43

(Continued on next page)

Environmental Quality Mgt., Inc.

Client Sample ID: FWGEQUIPRinse4-0504-GW

GC/MS Semivolatiles

Lot-Sample #...: A7G120309-010 Work Order #...: J2Q9W1AD Matrix.....: WQ

PARAMETER	RESULT	REPORTING LIMIT	UNITS	MDL
Dimethyl phthalate	ND	1.0	ug/L	0.44
Acenaphthylene	ND	0.20	ug/L	0.054
2,6-Dinitrotoluene	ND	5.0	ug/L	0.47
3-Nitroaniline	ND	2.0	ug/L	0.67
Acenaphthene	ND	0.20	ug/L	0.054
2,4-Dinitrophenol	ND	5.0	ug/L	3.5
4-Nitrophenol	ND	5.0	ug/L	0.63
Dibenzofuran	ND	1.0	ug/L	0.54
2,4-Dinitrotoluene	ND	5.0	ug/L	0.40
Diethyl phthalate	ND	1.0	ug/L	0.63
4-Chlorophenyl phenyl ether	ND	2.0	ug/L	0.55
Fluorene	ND	0.20	ug/L	0.043
4-Nitroaniline	ND	2.0	ug/L	0.47
4,6-Dinitro-2-methylphenol	ND	5.0	ug/L	0.27
N-Nitrosodiphenylamine	ND	1.0	ug/L	0.46
4-Bromophenyl phenyl ether	ND	2.0	ug/L	0.52
Hexachlorobenzene	ND	0.20	ug/L	0.065
Pentachlorophenol	ND	5.0	ug/L	0.48
Phenanthrene	ND	0.20	ug/L	0.087
Anthracene	ND	0.20	ug/L	0.054
Carbazole	ND	1.0	ug/L	0.54
Di-n-butyl phthalate	ND	1.0	ug/L	0.61
Fluoranthene	ND	0.20	ug/L	0.036
Pyrene	ND	0.20	ug/L	0.048
Butyl benzyl phthalate	ND	1.0	ug/L	0.51
3,3'-Dichlorobenzidine	ND	5.0	ug/L	0.48
Benzo(a)anthracene	ND	0.20	ug/L	0.052
Chrysene	ND	0.20	ug/L	0.048
bis(2-Ethylhexyl) phthalate	ND	10	ug/L	0.88
Di-n-octyl phthalate	ND	1.0	ug/L	0.39
Benzo(b)fluoranthene	ND	0.20	ug/L	0.049
Benzo(k)fluoranthene	ND	0.20	ug/L	0.049
Benzo(a)pyrene	ND	0.20	ug/L	0.048
Indeno(1,2,3-cd)pyrene	ND	0.20	ug/L	0.065
Dibenz(a,h)anthracene	ND	0.20	ug/L	0.039
Benzo(ghi)perylene	ND	0.20	ug/L	0.053

(Continued on next page)

Environmental Quality Mgt., Inc.

Client Sample ID: FWGEQUIPRinse4-0504-GW

GC/MS Semivolatiles

Lot-Sample #...: A7G120309-010 Work Order #...: J2Q9W1AD Matrix.....: WQ

SURROGATE	PERCENT RECOVERY	RECOVERY LIMITS
Nitrobenzene-d5	69	(32 - 112)
2-Fluorobiphenyl	63	(30 - 110)
Terphenyl-d14	83	(51 - 135)
Phenol-d5	60	(10 - 117)
2-Fluorophenol	44	(19 - 108)
2,4,6-Tribromophenol	68	(42 - 124)

Environmental Quality Mgt., Inc.

Client Sample ID: FWGBKGmw-019C-0471-GW

GC/MS Semivolatiles

Lot-Sample #...: A7G120309-012 **Work Order #...:** J2Q901AD **Matrix.....:** WG
Date Sampled...: 07/11/07 18:30 **Date Received..:** 07/12/07
Prep Date.....: 07/13/07 **Analysis Date..:** 07/30/07
Prep Batch #...: 7194032
Dilution Factor: 1 **Initial Wgt/Vol:** 1040 mL **Final Wgt/Vol..:** 2 mL
Method.....: SW846 8270C

PARAMETER	RESULT	REPORTING LIMIT	UNITS	MDL
Benzoic acid	ND	10	ug/L	4.4
Benzyl alcohol	ND	5.0	ug/L	0.49
Phenol	ND	1.0	ug/L	0.96
bis(2-Chloroethyl)-ether	ND	1.0	ug/L	0.088
2-Chlorophenol	ND	1.0	ug/L	0.039
1,3-Dichlorobenzene	ND	1.0	ug/L	0.53
1,4-Dichlorobenzene	ND	1.0	ug/L	0.52
1,2-Dichlorobenzene	ND	1.0	ug/L	0.59
2-Methylphenol	ND	1.0	ug/L	0.56
2,2'-oxybis(1-Chloro-propane)	ND	1.0	ug/L	0.52
4-Methylphenol	ND	1.0	ug/L	0.64
N-Nitrosodi-n-propyl-amine	ND	1.0	ug/L	0.53
Hexachloroethane	ND	1.0	ug/L	0.58
Nitrobenzene	ND	1.0	ug/L	0.053
Isophorone	ND	1.0	ug/L	0.50
2-Nitrophenol	ND	2.0	ug/L	1.3
2,4-Dimethylphenol	ND	2.0	ug/L	0.56
bis(2-Chloroethoxy) methane	ND	1.0	ug/L	0.49
2,4-Dichlorophenol	ND	2.0	ug/L	1.1
1,2,4-Trichloro-benzene	ND	1.0	ug/L	0.59
Naphthalene	ND	0.20	ug/L	0.069
4-Chloroaniline	ND	2.0	ug/L	0.56
Hexachlorobutadiene	ND	1.0	ug/L	0.51
4-Chloro-3-methylphenol	ND	2.0	ug/L	0.41
2-Methylnaphthalene	ND	0.20	ug/L	0.061
Hexachlorocyclopenta-diene	ND	10	ug/L	0.74
2,4,6-Trichloro-phenol	ND	5.0	ug/L	1.4
2,4,5-Trichloro-phenol	ND	5.0	ug/L	0.96
2-Chloronaphthalene	ND	1.0	ug/L	0.62
2-Nitroaniline	ND	2.0	ug/L	0.43

(Continued on next page)

Environmental Quality Mgt., Inc.

Client Sample ID: FWGBKGmw-019C-0471-GW

GC/MS Semivolatiles

Lot-Sample #...: A7G120309-012 **Work Order #...:** J2Q901AD **Matrix.....:** WG

PARAMETER	RESULT	REPORTING LIMIT	UNITS	MDL
Dimethyl phthalate	ND	1.0	ug/L	0.44
Acenaphthylene	ND	0.20	ug/L	0.054
2,6-Dinitrotoluene	ND	5.0	ug/L	0.47
3-Nitroaniline	ND	2.0	ug/L	0.67
Acenaphthene	ND	0.20	ug/L	0.054
2,4-Dinitrophenol	ND	5.0	ug/L	3.5
4-Nitrophenol	ND	5.0	ug/L	0.63
Dibenzofuran	ND	1.0	ug/L	0.54
2,4-Dinitrotoluene	ND	5.0	ug/L	0.40
Diethyl phthalate	ND	1.0	ug/L	0.63
4-Chlorophenyl phenyl ether	ND	2.0	ug/L	0.55
Fluorene	ND	0.20	ug/L	0.043
4-Nitroaniline	ND	2.0	ug/L	0.47
4,6-Dinitro-2-methylphenol	ND	5.0	ug/L	0.27
N-Nitrosodiphenylamine	ND	1.0	ug/L	0.46
4-Bromophenyl phenyl ether	ND	2.0	ug/L	0.52
Hexachlorobenzene	ND	0.20	ug/L	0.065
Pentachlorophenol	ND	5.0	ug/L	0.48
Phenanthrene	ND	0.20	ug/L	0.087
Anthracene	ND	0.20	ug/L	0.054
Carbazole	ND	1.0	ug/L	0.54
Di-n-butyl phthalate	ND	1.0	ug/L	0.61
Fluoranthene	ND	0.20	ug/L	0.036
Pyrene	ND	0.20	ug/L	0.048
Butyl benzyl phthalate	ND	1.0	ug/L	0.51
3,3'-Dichlorobenzidine	ND	5.0	ug/L	0.48
Benzo(a)anthracene	ND	0.20	ug/L	0.052
Chrysene	ND	0.20	ug/L	0.048
bis(2-Ethylhexyl) phthalate	ND	10	ug/L	0.88
Di-n-octyl phthalate	ND	1.0	ug/L	0.39
Benzo(b)fluoranthene	ND	0.20	ug/L	0.049
Benzo(k)fluoranthene	ND	0.20	ug/L	0.049
Benzo(a)pyrene	ND	0.20	ug/L	0.048
Indeno(1,2,3-cd)pyrene	ND	0.20	ug/L	0.065
Dibenz(a,h)anthracene	ND	0.20	ug/L	0.039
Benzo(ghi)perylene	ND	0.20	ug/L	0.053

(Continued on next page)

Environmental Quality Mgt., Inc.

Client Sample ID: FWGBKGmw-019C-0471-GW

GC/MS Semivolatiles

Lot-Sample #...: A7G120309-012 **Work Order #...:** J2Q901AD **Matrix.....:** WG

SURROGATE	PERCENT RECOVERY	RECOVERY LIMITS
Nitrobenzene-d5	59	(32 - 112)
2-Fluorobiphenyl	55	(30 - 110)
Terphenyl-d14	84	(51 - 135)
Phenol-d5	47	(10 - 117)
2-Fluorophenol	24	(19 - 108)
2,4,6-Tribromophenol	74	(42 - 124)

Environmental Quality Mgt., Inc.

Client Sample ID: FWGBKGmw-005C-0461-GW

GC/MS Semivolatiles

Lot-Sample #...: A7G120309-015 **Work Order #...:** J2Q941AD **Matrix.....:** WG
Date Sampled...: 07/12/07 08:55 **Date Received..:** 07/12/07
Prep Date.....: 07/13/07 **Analysis Date..:** 07/30/07
Prep Batch #...: 7194032
Dilution Factor: 1 **Initial Wgt/Vol:** 1040 mL **Final Wgt/Vol..:** 2 mL
Method.....: SW846 8270C

PARAMETER	RESULT	REPORTING LIMIT	UNITS	MDL
Benzoic acid	ND	10	ug/L	4.4
Benzyl alcohol	ND	5.0	ug/L	0.49
Phenol	ND	1.0	ug/L	0.96
bis(2-Chloroethyl)-ether	ND	1.0	ug/L	0.088
2-Chlorophenol	ND	1.0	ug/L	0.039
1,3-Dichlorobenzene	ND	1.0	ug/L	0.53
1,4-Dichlorobenzene	ND	1.0	ug/L	0.52
1,2-Dichlorobenzene	ND	1.0	ug/L	0.59
2-Methylphenol	ND	1.0	ug/L	0.56
2,2'-oxybis(1-Chloro-propane)	ND	1.0	ug/L	0.52
4-Methylphenol	ND	1.0	ug/L	0.64
N-Nitrosodi-n-propyl-amine	ND	1.0	ug/L	0.53
Hexachloroethane	ND	1.0	ug/L	0.58
Nitrobenzene	ND	1.0	ug/L	0.053
Isophorone	ND	1.0	ug/L	0.50
2-Nitrophenol	ND	2.0	ug/L	1.3
2,4-Dimethylphenol	ND	2.0	ug/L	0.56
bis(2-Chloroethoxy) methane	ND	1.0	ug/L	0.49
2,4-Dichlorophenol	ND	2.0	ug/L	1.1
1,2,4-Trichloro-benzene	ND	1.0	ug/L	0.59
Naphthalene	ND	0.20	ug/L	0.069
4-Chloroaniline	ND	2.0	ug/L	0.56
Hexachlorobutadiene	ND	1.0	ug/L	0.51
4-Chloro-3-methylphenol	ND	2.0	ug/L	0.41
2-Methylnaphthalene	ND	0.20	ug/L	0.061
Hexachlorocyclopenta-diene	ND	10	ug/L	0.74
2,4,6-Trichloro-phenol	ND	5.0	ug/L	1.4
2,4,5-Trichloro-phenol	ND	5.0	ug/L	0.96
2-Chloronaphthalene	ND	1.0	ug/L	0.62
2-Nitroaniline	ND	2.0	ug/L	0.43

(Continued on next page)

Environmental Quality Mgt., Inc.

Client Sample ID: FWGBKGmw-005C-0461-GW

GC/MS Semivolatiles

Lot-Sample #...: A7G120309-015 Work Order #...: J2Q941AD Matrix.....: WG

PARAMETER	RESULT	REPORTING LIMIT	UNITS	MDL
Dimethyl phthalate	ND	1.0	ug/L	0.44
Acenaphthylene	ND	0.20	ug/L	0.054
2,6-Dinitrotoluene	ND	5.0	ug/L	0.47
3-Nitroaniline	ND	2.0	ug/L	0.67
Acenaphthene	ND	0.20	ug/L	0.054
2,4-Dinitrophenol	ND	5.0	ug/L	3.5
4-Nitrophenol	ND	5.0	ug/L	0.63
Dibenzofuran	ND	1.0	ug/L	0.54
2,4-Dinitrotoluene	ND	5.0	ug/L	0.40
Diethyl phthalate	ND	1.0	ug/L	0.63
4-Chlorophenyl phenyl ether	ND	2.0	ug/L	0.55
Fluorene	ND	0.20	ug/L	0.043
4-Nitroaniline	ND	2.0	ug/L	0.47
4,6-Dinitro-2-methylphenol	ND	5.0	ug/L	0.27
N-Nitrosodiphenylamine	ND	1.0	ug/L	0.46
4-Bromophenyl phenyl ether	ND	2.0	ug/L	0.52
Hexachlorobenzene	ND	0.20	ug/L	0.065
Pentachlorophenol	ND	5.0	ug/L	0.48
Phenanthrene	ND	0.20	ug/L	0.087
Anthracene	ND	0.20	ug/L	0.054
Carbazole	ND	1.0	ug/L	0.54
Di-n-butyl phthalate	ND	1.0	ug/L	0.61
Fluoranthene	ND	0.20	ug/L	0.036
Pyrene	ND	0.20	ug/L	0.048
Butyl benzyl phthalate	ND	1.0	ug/L	0.51
3,3'-Dichlorobenzidine	ND	5.0	ug/L	0.48
Benzo(a)anthracene	ND	0.20	ug/L	0.052
Chrysene	ND	0.20	ug/L	0.048
bis(2-Ethylhexyl) phthalate	**1.1 J**	**10**	**ug/L**	**0.88**
Di-n-octyl phthalate	ND	1.0	ug/L	0.39
Benzo(b)fluoranthene	ND	0.20	ug/L	0.049
Benzo(k)fluoranthene	ND	0.20	ug/L	0.049
Benzo(a)pyrene	ND	0.20	ug/L	0.048
Indeno(1,2,3-cd)pyrene	ND	0.20	ug/L	0.065
Dibenz(a,h)anthracene	ND	0.20	ug/L	0.039
Benzo(ghi)perylene	ND	0.20	ug/L	0.053

(Continued on next page)

Environmental Quality Mgt., Inc.

Client Sample ID: FWGBKGmw-005C-0461-GW

GC/MS Semivolatiles

Lot-Sample #...: A7G120309-015 Work Order #...: J2Q941AD Matrix.....: WG

SURROGATE	PERCENT RECOVERY	RECOVERY LIMITS
Nitrobenzene-d5	39	(32 - 112)
2-Fluorobiphenyl	54	(30 - 110)
Terphenyl-d14	84	(51 - 135)
Phenol-d5	39	(10 - 117)
2-Fluorophenol	10 *	(19 - 108)
2,4,6-Tribromophenol	63	(42 - 124)

NOTE(S):

* Surrogate recovery is outside stated control limits.

J Estimated result. Result is less than RL.

Environmental Quality Mgt., Inc.

Client Sample ID: FWGBKGmw-015C-0467-GW

GC/MS Semivolatiles

Lot-Sample #...: A7G120309-017	**Work Order #...:** J2Q991AD	**Matrix.....:** WG	
Date Sampled...: 07/12/07 10:30	**Date Received..:** 07/12/07		
Prep Date.....: 07/13/07	**Analysis Date..:** 07/30/07		
Prep Batch #...: 7194032			
Dilution Factor: 1	**Initial Wgt/Vol:** 1010 mL	**Final Wgt/Vol..:** 2 mL	
	Method.....: SW846 8270C		

PARAMETER	RESULT	REPORTING LIMIT	UNITS	MDL
Benzoic acid	ND	10	ug/L	4.4
Benzyl alcohol	ND	5.0	ug/L	0.49
Phenol	ND	1.0	ug/L	0.96
bis(2-Chloroethyl)-ether	ND	1.0	ug/L	0.088
2-Chlorophenol	ND	1.0	ug/L	0.039
1,3-Dichlorobenzene	ND	1.0	ug/L	0.53
1,4-Dichlorobenzene	ND	1.0	ug/L	0.52
1,2-Dichlorobenzene	ND	1.0	ug/L	0.59
2-Methylphenol	ND	1.0	ug/L	0.56
2,2'-oxybis(1-Chloro-propane)	ND	1.0	ug/L	0.52
4-Methylphenol	ND	1.0	ug/L	0.64
N-Nitrosodi-n-propyl-amine	ND	1.0	ug/L	0.53
Hexachloroethane	ND	1.0	ug/L	0.58
Nitrobenzene	ND	1.0	ug/L	0.053
Isophorone	ND	1.0	ug/L	0.50
2-Nitrophenol	ND	2.0	ug/L	1.3
2,4-Dimethylphenol	ND	2.0	ug/L	0.56
bis(2-Chloroethoxy) methane	ND	1.0	ug/L	0.49
2,4-Dichlorophenol	ND	2.0	ug/L	1.1
1,2,4-Trichloro-benzene	ND	1.0	ug/L	0.59
Naphthalene	ND	0.20	ug/L	0.069
4-Chloroaniline	ND	2.0	ug/L	0.56
Hexachlorobutadiene	ND	1.0	ug/L	0.51
4-Chloro-3-methylphenol	ND	2.0	ug/L	0.41
2-Methylnaphthalene	ND	0.20	ug/L	0.061
Hexachlorocyclopenta-diene	ND	10	ug/L	0.74
2,4,6-Trichloro-phenol	ND	5.0	ug/L	1.4
2,4,5-Trichloro-phenol	ND	5.0	ug/L	0.96
2-Chloronaphthalene	ND	1.0	ug/L	0.62
2-Nitroaniline	ND	2.0	ug/L	0.43

(Continued on next page)

Environmental Quality Mgt., Inc.

Client Sample ID: FWGBKGmw-015C-0467-GW

GC/MS Semivolatiles

Lot-Sample #...: A7G120309-017 Work Order #...: J2Q991AD Matrix.....: WG

PARAMETER	RESULT	REPORTING LIMIT	UNITS	MDL
Dimethyl phthalate	ND	1.0	ug/L	0.44
Acenaphthylene	ND	0.20	ug/L	0.054
2,6-Dinitrotoluene	ND	5.0	ug/L	0.47
3-Nitroaniline	ND	2.0	ug/L	0.67
Acenaphthene	ND	0.20	ug/L	0.054
2,4-Dinitrophenol	ND	5.0	ug/L	3.5
4-Nitrophenol	ND	5.0	ug/L	0.63
Dibenzofuran	ND	1.0	ug/L	0.54
2,4-Dinitrotoluene	ND	5.0	ug/L	0.40
Diethyl phthalate	ND	1.0	ug/L	0.63
4-Chlorophenyl phenyl ether	ND	2.0	ug/L	0.55
Fluorene	ND	0.20	ug/L	0.043
4-Nitroaniline	ND	2.0	ug/L	0.47
4,6-Dinitro-2-methylphenol	ND	5.0	ug/L	0.27
N-Nitrosodiphenylamine	ND	1.0	ug/L	0.46
4-Bromophenyl phenyl ether	ND	2.0	ug/L	0.52
Hexachlorobenzene	ND	0.20	ug/L	0.065
Pentachlorophenol	ND	5.0	ug/L	0.48
Phenanthrene	ND	0.20	ug/L	0.087
Anthracene	ND	0.20	ug/L	0.054
Carbazole	ND	1.0	ug/L	0.54
Di-n-butyl phthalate	ND	1.0	ug/L	0.61
Fluoranthene	ND	0.20	ug/L	0.036
Pyrene	ND	0.20	ug/L	0.048
Butyl benzyl phthalate	ND	1.0	ug/L	0.51
3,3'-Dichlorobenzidine	ND	5.0	ug/L	0.48
Benzo(a)anthracene	ND	0.20	ug/L	0.052
Chrysene	ND	0.20	ug/L	0.048
bis(2-Ethylhexyl) phthalate	ND	10	ug/L	0.88
Di-n-octyl phthalate	ND	1.0	ug/L	0.39
Benzo(b)fluoranthene	ND	0.20	ug/L	0.049
Benzo(k)fluoranthene	ND	0.20	ug/L	0.049
Benzo(a)pyrene	ND	0.20	ug/L	0.048
Indeno(1,2,3-cd)pyrene	ND	0.20	ug/L	0.065
Dibenz(a,h)anthracene	ND	0.20	ug/L	0.039
Benzo(ghi)perylene	ND	0.20	ug/L	0.053

(Continued on next page)

Environmental Quality Mgt., Inc.

Client Sample ID: FWGBKGmw-015C-0467-GW

GC/MS Semivolatiles

Lot-Sample #...: A7G120309-017 **Work Order #...:** J2Q991AD **Matrix.....:** WG

SURROGATE	PERCENT RECOVERY	RECOVERY LIMITS
Nitrobenzene-d5	65	(32 - 112)
2-Fluorobiphenyl	62	(30 - 110)
Terphenyl-d14	87	(51 - 135)
Phenol-d5	53	(10 - 117)
2-Fluorophenol	25	(19 - 108)
2,4,6-Tribromophenol	72	(42 - 124)

STL NORTH CANTON MS SEMIVOLATILE RUN LOG

INSTRUMENT: A4HP7 DATE: 7-23-07

I.S.#: SV3301 $MeCl_2$ Lot#: E23E44 GC Program #: 2

FILE NAME	LOT # / FILE NAME	SAMPLE PREP	D.F.	QUAL	COMMENTS	ANALYST
7DF0723FT	SV3341			OK	(14:32)	JS
7SMM0723	SV3265			OK	Level II Review By: MM 7/25/07	
7SM0723	SV3264			OK		
7SML0723	SV3263			OK		
7SL0723	SV3262			OK		
7SLL0723	SV3261			rem	BAD INJ	
7HHH0723	SV3269			OK		
7SHH0723	SV3260			OK		
7SH0723	SV3267			OK		
7SMH0723	SV3266			OK		
7SLL0723	SV3261			OK		
ICVTCL	SV3204	70 JP 7-23-07		OK		
QCMRLCK	SV3265		—	OK		
J2LPP1AA	B	7-11 IL-2-1	SI	rem	IS ↓	
J2LPP1AC	C	↓		OK reint		
J2JRX1AA	B	7-10		OK		
J2JRX1AC	C			OK		
J2JL11AC				OK		
J2JL31AC				OK		
J2JL51AC				OK		
J2JL71AC				rem	IS ↓	
J2JMA1AE				OK		
J2JMA1AF	MS	500-2-1		OK		
J2JMA1AG	MSD	↓		OK		
J2JMD1AC		IL-2-1		OK		
J2JMG1AC				OK		
J2JMK1AC				rem	IS ↓	
J2JMM1AC				OK		
J2JMQ1AC				OK		
J2JKL1AC	JP 7-23-07	7-11		rem	IS ↓ RXT	
J2LKQ1AC				OK		
J2LKT1AC				rem	IS ↓	

STL NORTH CANTON MS SEMIVOLATILE RUN LOG

INSTRUMENT: A4HP7 DATE: 7-23-07

I.S.#: SV3301 Mecl$_2$ Lot#: E23E44 GC Program #: 2

FILE NAME	LOT # / FILE NAME	SAMPLE PREP	D.F.	QUAL	COMMENTS	ANALYST
7DF0723+T	SV3341			OK	(14:32)	JS
SEE PAGE	61	for Stds		—	Level II Review By:	
J2LK41AE		7-11 1L-2-1	St	rem	IS ↓ REXT	
J2LK41AF	MS	500-2-1		rem	IS ↓	
J2LK41AG	MSD	↓		rem	IS ↓	
QCMRLCL	SV3265	— —	—	OK		
J1Q7DBLK		6-26 1L-2-1	St	OK	* DNR	
J1M96BLK		6-24 30g-2-1	↓	rem	* DNR out of tune	

JS 7-23-07

STL NORTH CANTON MS SEMIVOLATILE RUN LOG

INSTRUMENT: A4HP7 DATE: 7-24-07

I.S.#: SV3301 $MeCl_2$ Lot#: E23E44 GC Program #: 2

FILE NAME	LOT # / FILE NAME	SAMPLE PREP	D.F.	QUAL	COMMENTS	ANALYST
7DF0724+T	SV3341			OK	(9:06)	
7SMH0724	SV3266			OK	Level II Review By: MM 7/27/07	
QCMBLCK	SV3265			OK		
J2RB31AA	B	7-13 1L-2+1	St	OK		
J2RB31AC	C	" "	"	rerun		
~~J2RB51AA~~	B MB	" "		OK		
~~J2RB51AC~~	C LCS	" "		OK		
J2LKV1AC		7-11 "		OK		
J2LK01AC		" "		OK		
J2LKB1AE		" "		OK		
J2LLC1AC		" "		OK		
J2LLE1AC		" "		OK		
J2LLH1AC		" "		OK		
J2LLN1AC		" "		OK		
J2LLR1AC		" "		OK		
J2LLV1AC		" "		OK		
J2N9X1AC		7-13 "		OK		
J2N931AC		" "		OK		
J2N951AC		" "		OK		
J2N971AC		" "		OK		
J2N991AC		" "		OK		
J2PAM1AC		" "		OK		
J2PCB1AE		" "		OK		
J2PCB1AF	MS	" 500-2+1		OK		
J2PCB1AG	MSD	" "		OK		
J2PA21AC		" 1L-2+1		OK		
J2PCQ1AC		" "		OK		
J2PCV1AC		" "		OK		
J2PC21AC		" "		rerun		
QCMBLC	SV3265	— —	—	OK		
J1571BLK		7-1 30g-2+1	St	OK		
J1M96BLK		6-24 "	"	OK		

STL NORTH CANTON MS SEMIVOLATILE RUN LOG

INSTRUMENT: A4HP7 DATE: 7-30-07

I.S.#: SV3301 $MeCl_2$ Lot#: E23E44 GC Program #: 2

FILE NAME	LOT # / FILE NAME	SAMPLE PREP		D.F.	QUAL	COMMENTS	ANALYST
7DF0730+T	SV3341				OK	(9:02)	JB.
7SMH0730	SV3266				OK	Level II Review By:	
~~QCMBLCK~~	SV3265				OK	7/31	
J2LPP1AA	B	7-11	1L-2-1	5+	OK		
~~J2LPP1AC~~	C J2R031AC	7-13			OK rerun		
J2PC21AC		↓			OK		
J2PDE1AC		↓			OK		
J2JL71AC		7-10			OK		
J2JMK1AC		↓			OK		
J2LKL1AC		7-11			OK		
J2LKT1AC		↓			OK		
J2LK41AE		↓			OK		
J2LK41AF	MS	↓	500-2-1		OK		
J2LK41AG	MSD	↓	↓		OK		
~~J2Q8W1AE~~		7-13	1L-2-1		OK		
~~J2Q8W1AF~~	MS	↓	500-2-1		rerun	IS ↓	
~~J2Q8W1AG~~	MSD	↓	↓		OK		
J2PDC1AC		↓	1L-2-1		OK		
~~J2Q9Q1AD~~		↓	↓		OK		
~~J2Q9V1AD~~		↓	↓		OK		
~~J2Q941AD~~	—	↓	↓		OK	↓	
~~J2Q9L1AD~~		↓	↓		OK		
~~J2Q9T1AD~~		↓	↓		OK		
~~J2Q9W1AD~~		↓	↓		OK		
~~J2Q901AD~~		↓	↓	↓	OK		
~~QCMBLCL~~	SV3265	—	—	-	OK		
J3CT81AC		7-23	30g-2-1	5+	OK		
J3CT81AD	MS	↓	↓	↓	OK		
J3CT81AE	MSD	↓	↓	↓	OK		
J24KE1AC		7-19	1L-2-1		OK		
J24L01AC		↓	↓		OK		
J217L1AA		↓	↓	↓	OK		↓

7-30-07

STL NORTH CANTON MS SEMIVOLATILE RUN LOG

INSTRUMENT: A4HP7 DATE: 7-30-07

I.S.#: SV3301 $Mecl_2$ Lot#: E23E4Y GC Program #: 2

FILE NAME	LOT # / FILE NAME	SAMPLE PREP	D.F.	QUAL	COMMENTS	ANALYST
7DF0730+T	SV3341			OK	(9:02)	JS.
SEE PAGE	72 for Stds			—	Level II Review By:	
J217N1AA		7-19 1L-2.1	SI	OK		
J2PPF1A2		7-24 1ml-10ml	2.100	OK		
J2451IAC		7-19 1L-2.1	SI	OK		
J2451IAR	MS	500-2.1		OK		
J2451IAT	MSD			OK		
						7-30-07

STL NORTH CANTON MS SEMIVOLATILE RUN LOG

INSTRUMENT: A4HP7 DATE: 7-31-07

I.S.#: SV3301 $MeCl_2$ Lot#: E23E4M GC Program #: 2

FILE NAME	LOT # / FILE NAME	SAMPLE PREP	D.F.	QUAL	COMMENTS	ANALYST
7DF0731HT	SV3341			OK	(10:16)	
7SMH0731	SV3266			OK	Level II Review By:	
QCMBLCF	SV3265			OK		
J3KVN1AA	B	7-26 IL-2-1	St	OK		
J3KVN1AC	C	" "	"	OK		
J3KVN1AD	L	" "	"	OK		
J3TKN1AA	B	7-29 30g-2-1	"	OK		
J3TKN1AC	C	" "	"	OK		
J3TAH1AC		" "	"	OK		
J3R9C1AC		" "	"	OK		
J246D1AC		7-19 IL-2-1	"	OK		
J2QBW1AF	MS	7-13 500-2-1	"	OK		
QCMBLCL	SV3265	— —	—	OK		
J246F1AC		7-19 IL-2-1	St	OK		
J246H1AC		" "	"	OK		
J246W1AC		" "	"	OK		
J2458 1AC		" "	"	OK		
J245T1AC		" "	"	OK		
J3TDD1AC		7-29 30g-2-1	"	OK		
J3TC61AC		" "	"	OK		
J3TC11AC		" "	"	OK		
J3TDC1AC		" "	"	OK		
J3TC71AC		" "	"	OK		
J3JNQ1AC		7-26 IL-2-1	"	OK		
J2FK22AC		" "	"	OK		
J3QL61AC		7-29 30g-2-1	B:100	OK		
J3QL61AG	MS	" "	B:100	OK		
J3QL61AH	MSD	" "	B:100	OK		
J3QMG1AC		" "	25:100	OK		
J3QMJ1AC		" "	25:100	OK		
J3QMM1AC		" "	40:100	OK		
J2FK92AC		7-26 IL-2-1	5:100	OK		

8B

SEMIVOLATILE INTERNAL STANDARD AREA SUMMARY

Lab Name: STL - NORTH CANTON Contract:

Lab Code: STLCAN Case No.: SAS No.: SDG No.: A7G120309

Lab File ID (Standard): 7SMH0730 Date Analyzed: 07/30/07

Instrument ID: A4HP7 Time Analyzed: 0921

		IS1 (DCB) AREA #	RT	IS2 (NPT) AREA #	RT	IS3 (ANT) AREA #	RT
	12 HOUR STD	99819	3.34	398807	4.23	235191	5.49
	UPPER LIMIT	199638	3.84	797614	4.73	470382	5.99
	LOWER LIMIT	49910	2.84	199404	3.73	117596	4.99
	EPA SAMPLE NO.						
01	FWGBKGMW-017	88998	3.33	370694	4.22	217078	5.48
02	FWGBKGMW-017MS	47926*	3.33	187038*	4.22	110621*	5.48
03	FWGBKGMW-017	83523	3.33	356528	4.22	206115	5.49
04	FWGBKGMW-006	93747	3.33	378757	4.22	217519	5.48
05	FWGBKGMW-018	89474	3.33	370917	4.22	212604	5.48
06	FWGBKGMW-005	92961	3.33	384867	4.22	226118	5.48
07	FWGBKGMW-016	77847	3.33	307668	4.22	174945	5.48
08	FWGBKGMW-015	79913	3.33	313967	4.22	185326	5.48
09	FWGEQUIPRINS	77191	3.33	329533	4.22	192664	5.48
10	FWGBKGMW-019	90436	3.33	372448	4.22	217594	5.48
11							
12							
13							
14							
15							
16							
17							
18							
19							
20							
21							
22							

IS1 (DCB) = 1,4-Dichlorobenzene-d4
IS2 (NPT) = Naphthalene-d8
IS3 (ANT) = Acenaphthene-d10

UPPER LIMIT = +100% of internal standard area.
LOWER LIMIT = - 50% of internal standard area.

Column used to flag internal standard area values with an asterisk.

8C

SEMIVOLATILE INTERNAL STANDARD AREA SUMMARY

Lab Name: STL - NORTH CANTON Contract:

Lab Code: STLCAN Case No.: SAS No.: SDG No.: A7G120309

Lab File ID (Standard): 7SMH0730 Date Analyzed: 07/30/07

Instrument ID: A4HP7 Time Analyzed: 0921

	EPA SAMPLE NO.	IS4 (PHN) AREA #	RT	IS5 (CRY) AREA #	RT	IS6 (PRY) AREA #	RT
	12 HOUR STD	456224	6.57	472932	8.52	410784	9.83
	UPPER LIMIT	912448	7.07	945864	9.02	821568	10.33
	LOWER LIMIT	228112	6.07	236466	8.02	205392	9.33
01	FWGBKGMW-017	416101	6.56	402949	8.51	378267	9.82
02	~~FWGBKGMW-017~~ MS	~~203382*~~	~~6.56~~	~~199353*~~	~~8.52~~	~~174705*~~	~~9.81~~
03	FWGBKGMW-017	393540	6.57	405058	8.53	347532	9.83
04	FWGBKGMW-006	410733	6.56	408625	8.51	382505	9.82
05	FWGBKGMW-018	399468	6.56	412208	8.52	370144	9.83
06	FWGBKGMW-005	423402	6.56	423304	8.51	383934	9.81
07	FWGBKGMW-016	344920	6.56	348955	8.52	314344	9.83
08	FWGBKGMW-015	339390	6.56	349750	8.51	315762	9.82
09	FWGEQUIPRINS	365847	6.56	362660	8.52	329797	9.83
10	FWGBKGMW-019	397874	6.56	409354	8.51	379107	9.81
11							
12							
13							
14							
15							
16							
17							
18							
19							
20							
21							
22							

IS4 (PHN) = Phenanthrene-d10
IS5 (CRY) = Chrysene-d12
IS6 (PRY) = Perylene-d12

UPPER LIMIT = +100% of internal standard area.
LOWER LIMIT = - 50% of internal standard area.

Column used to flag internal standard area values with an asterisk.

STL North Canton

CONTINUING CALIBRATION COMPOUNDS

Instrument ID: a4hp7.i
Lab File ID: 7SMH0731.D
Analysis Type:
Lab Sample ID: L6
Method: \\cansvr11\dd\chem\MSS\a4hp7.i\70731a.b\8270p.m

Injection Date: 31-JUL-2007 10:35
Init. Cal. Date(s): 23-JUL-2007 23-JUL-2007
Init. Cal. Times: 14:52 17:54
Quant Type: ISTD

COMPOUND	RRF / AMOUNT	RFS	CCAL RRFS	MIN RRF	%D / %DRIFT	MAX %D / %DRIFT	CURVE TYPE
9 Pyridine	1.61079	1.61143	1.61143	0.010	-0.03980	50.00000	Averaged
10 N-Nitrosodimethylamine	1.03046	0.98674	0.98674	0.010	4.24272	50.00000	Averaged
11 Ethyl methacrylate	1.60142	1.64474	1.64474	0.010	-2.70485	50.00000	Averaged
12 3-Chloropropionitrile	0.84051	0.77334	0.77334	0.010	7.99170	50.00000	Averaged
13 Malononitrile	2.02585	1.96057	1.96057	0.010	3.22221	50.00000	Averaged
209 Benzaldehyde	1.46746	1.27603	1.27603	0.010	13.04513	50.00000	Averaged
21 Aniline	2.80815	2.72911	2.72911	0.010	2.81454	50.00000	Averaged
22 Phenol	2.28093	2.23917	2.23917	0.010	1.83081	20.00000	Averaged
23 Bis(2-chloroethyl)ether	1.66540	1.59792	1.59792	0.010	4.05185	50.00000	Averaged
24 2-Chlorophenol	1.24018	1.24365	1.24365	0.010	-0.27927	50.00000	Averaged
26 1,3-Dichlorobenzene	1.29772	1.35342	1.35342	0.010	-4.29242	50.00000	Averaged
27 1,4-Dichlorobenzene	1.34591	1.41916	1.41916	0.010	-5.44246	20.00000	Averaged
28 1,2-Dichlorobenzene	1.31197	1.32030	1.32030	0.010	-0.63486	50.00000	Averaged
29 Benzyl Alcohol	1.04499	1.05035	1.05035	0.010	-0.51335	50.00000	Averaged
30 2-Methylphenol	1.46712	1.41045	1.41045	0.010	3.86282	50.00000	Averaged
31 bis(2-Chloroisopropyl)ether	1.65201	1.49198	1.49198	0.010	9.68674	50.00000	Averaged
37 Acetophenone	2.48455	2.53364	2.53364	0.010	-1.97592	50.00000	Averaged
32 N-Nitroso-di-n-propylamine	1.79352	1.89203	1.89203	0.050	-5.49239	50.00000	Averaged
192 4-Methylphenol	1.54829	1.52684	1.52684	0.010	1.38531	50.00000	Averaged
34 Hexachloroethane	0.67908	0.73432	0.73432	0.010	-8.13410	50.00000	Averaged
35 Nitrobenzene	0.61654	0.62731	0.62731	0.010	-1.74737	50.00000	Averaged
41 Isophorone	1.00216	0.99572	0.99572	0.010	0.64280	50.00000	Averaged
42 2-Nitrophenol	5.00000	5.11124	0.18341	0.010	-2.22486	0.000e+000	Quadratic
43 2,4-Dimethylphenol	0.51662	0.56772	0.56772	0.010	-9.89137	50.00000	Averaged
44 bis(2-Chloroethoxy)methane	0.52134	0.50611	0.50611	0.010	2.92308	50.00000	Averaged
46 2,4-Toluenediamene	5.00000	1.45431	0.05519	0.010	70.91373	0.000e+000	Quadratic
47 1,3,5-Trichlorobenzene	0.30968	0.34522	0.34522	0.010	-11.47669	50.00000	Averaged
48 2,4-Dichlorophenol	0.25439	0.26552	0.26552	0.010	-4.37510	20.00000	Averaged
49 Benzoic Acid	10.00000	9.62231	0.19123	0.010	3.77694	0.000e+000	Quadratic
50 1,2,4-Trichlorobenzene	0.28061	0.28808	0.28808	0.010	-2.66114	50.00000	Averaged
51 Naphthalene	0.94036	0.93032	0.93032	0.010	1.06721	50.00000	Averaged
52 4-Chloroaniline	0.40867	0.35650	0.35650	0.010	12.76529	50.00000	Averaged
56 Hexachlorobutadiene	0.19224	0.20596	0.20596	0.010	-7.13431	20.00000	Averaged
210 Caprolactam	0.11598	0.10768	0.10768	0.010	7.15950	50.00000	Averaged
57 1,2,3-Trichlorobenzene	0.27332	0.27887	0.27887	0.010	-2.03134	50.00000	Averaged
59 4-Chloro-3-Methylphenol	0.43752	0.45233	0.45233	0.010	-3.38695	20.00000	Averaged
62 2-Methylnaphthalene	0.54950	0.56947	0.56947	0.010	-3.63293	50.00000	Averaged
63 1-Methylnaphthalene	0.60957	0.60922	0.60922	0.010	0.05632	50.00000	Averaged
64 Hexachlorocyclopentadiene	5.00000	5.14889	0.42097	0.050	-2.97789	0.000e+000	Quadratic
66 2,4,6-Trichlorophenol	0.35596	0.36743	0.36743	0.010	-3.22401	20.00000	Averaged
67 2,4,5-Trichlorophenol	0.38582	0.39576	0.39576	0.010	-2.57574	50.00000	Averaged
211 1,1'-Biphenyl	5.00000	4.94738	1.42810	0.010	1.05243	0.000e+000	Quadratic

STL North Canton

CONTINUING CALIBRATION COMPOUNDS

Instrument ID: a4hp7.i
Lab File ID: 7SMH0731.D
Analysis Type:
Lab Sample ID: L6
Method: \\cansvr11\dd\chem\MSS\a4hp7.i\70731a.b\8270p.m

Injection Date: 31-JUL-2007 10:35
Init. Cal. Date(s): 23-JUL-2007 23-JUL-2007
Init. Cal. Times: 14:52 17:54
Quant Type: ISTD

			CCAL	MIN		MAX	
COMPOUND	RRF / AMOUNT	RF5	RRF5	RRF	%D / %DRIFT	%D / %DRIFT	CURVE TYPE
68 1,2,3,5-Tetrachlorobenzene	0.56612	0.60439	0.60439	0.010	-6.75977	50.00000	Averaged
70 2-Chloronaphthalene	1.02817	1.04002	1.04002	0.010	-1.15216	50.00000	Averaged
73 2-Nitroaniline	0.63661	0.64510	0.64510	0.010	-1.33321	50.00000	Averaged
74 1,2,3,4-Tetrachlorobenzene	0.52147	0.54834	0.54834	0.010	-5.15172	50.00000	Averaged
76 Dimethylphthalate	1.25225	1.28459	1.28459	0.010	-2.58275	50.00000	Averaged
78 2,6-Dinitrotoluene	0.27478	0.28123	0.28123	0.010	-2.34685	50.00000	Averaged
79 Acenaphthylene	1.69229	1.70664	1.70664	0.010	-0.84799	50.00000	Averaged
80 1,2-Dinitrobenzene	0.13036	0.13800	0.13800	0.010	-5.86112	50.00000	Averaged
81 3-Nitroaniline	0.27476	0.23334	0.23334	0.010	15.07578	50.00000	Averaged
82 Acenaphthene	5.00000	4.91395	1.12665	0.010	1.72108	0.000e+000	Quadratic
83 2,4-Dinitrophenol	10.00000	9.73494	0.25046	0.050	2.65064	0.000e+000	Quadratic
85 4-Nitrophenol	5.00000	5.19180	0.36303	0.050	-3.83592	0.000e+000	Quadratic
86 Dibenzofuran	1.48549	1.49425	1.49425	0.010	-0.58979	50.00000	Averaged
87 2,4-Dinitrotoluene	0.36913	0.39385	0.39385	0.010	-6.69888	50.00000	Averaged
91 2,3,5,6-Tetrachlorophenol	0.32434	0.35383	0.35383	0.010	-9.09133	50.00000	Averaged
93 Diethylphthalate	1.35702	1.42675	1.42675	0.010	-5.13791	50.00000	Averaged
94 Fluorene	5.00000	4.99247	1.33317	0.010	0.15051	0.000e+000	Quadratic
95 4-Chlorophenyl-phenylether	0.61363	0.64726	0.64726	0.010	-5.48139	50.00000	Averaged
96 4-Nitroaniline	5.00000	4.47203	0.30158	0.010	10.55945	0.000e+000	Quadratic
98 4,6-Dinitro-2-methylphenol	5.00000	4.74786	0.13263	0.010	5.04287	0.000e+000	Quadratic
99 N-Nitrosodiphenylamine	0.49504	0.48761	0.48761	0.010	1.50080	20.00000	Averaged
100 1,2-Diphenylhydrazine	1.21864	1.19952	1.19952	0.010	1.56860	50.00000	Averaged
106 4-Bromophenyl-phenylether	0.19011	0.19479	0.19479	0.010	-2.46386	50.00000	Averaged
107 Hexachlorobenzene	0.18966	0.19133	0.19133	0.010	-0.88195	50.00000	Averaged
212 Atrazine	0.19129	0.17866	0.17866	0.010	6.60618	50.00000	Averaged
111 Pentachlorophenol	10.00000	8.76583	0.13785	0.010	12.34173	0.000e+000	Quadratic
115 Phenanthrene	1.00617	1.01773	1.01773	0.010	-1.14935	50.00000	Averaged
116 Anthracene	1.02305	1.02587	1.02587	0.010	-0.27562	50.00000	Averaged
119 Carbazole	0.90454	0.65293	0.65291	0.010	27.81884	50.00000	Averaged
120 Di-n-Butylphthalate	1.27582	1.25101	1.25101	0.010	1.94437	50.00000	Averaged
123 Fluoranthene	1.07398	1.08306	1.08306	0.010	-0.84622	20.00000	Averaged
124 Benzidine	5.00000	2.88242	0.29034	0.010	42.35157	0.000e+000	Quadratic
125 Pyrene	1.17094	1.16139	1.16139	0.010	0.81545	50.00000	Averaged
131 Butylbenzylphthalate	0.55768	0.54998	0.54998	0.010	1.38215	50.00000	Averaged
133 3,3'-Dimethoxybenzidine	0.25308	0.18001	0.18001	0.010	28.87486	50.00000	Averaged
135 3,3'-Dichlorobenzidine	0.44656	0.36613	0.36613	0.010	18.01206	50.00000	Averaged
136 Benzo(a)Anthracene	1.19572	1.18916	1.18916	0.010	0.54872	50.00000	Averaged
137 Chrysene	1.08639	1.06039	1.06039	0.010	2.39312	50.00000	Averaged
138 4,4'-Methylene bis(o-chloro	0.23640	0.20848	0.20848	0.010	11.81226	50.00000	Averaged
139 bis(2-Ethylhexyl)Phthalate	0.80848	0.81441	0.81441	0.010	-0.73394	50.00000	Averaged
140 Di-n-octylphthalate	1.48499	1.55415	1.55415	0.010	-4.65728	20.00000	Averaged
141 Benzo(b)Fluoranthene	1.17770	1.24635	1.24635	0.010	-5.82942	50.00000	Averaged

STL North Canton

CONTINUING CALIBRATION COMPOUNDS

Instrument ID: a4hp7.i Injection Date: 31-JUL-2007 10:35
Lab File ID: 7SMH0731.D Init. Cal. Date(s): 23-JUL-2007 23-JUL-2007
Analysis Type: Init. Cal. Times: 14:52 17:54
Lab Sample ID: L6 Quant Type: ISTD
Method: \\cansvr11\dd\chem\MSS\a4hp7.i\70731a.b\8270p.m

COMPOUND	RRF / AMOUNT	RF5	CCAL RRF5	MIN RRF	%D / %DRIFT	MAX %D / %DRIFT	CURVE TYPE
142 Benzo(k)fluoranthene	1.20575	1.18814	1.18814	0.010	1.46061	50.00000	Averaged
146 Benzo(a)pyrene	1.05840	1.06229	1.06229	0.010	-0.36759	20.00000	Averaged
149 Indeno(1,2,3-cd)pyrene	1.11914	1.08890	1.08890	0.010	2.70208	50.00000	Averaged
150 Dibenz(a,h)anthracene	0.94279	0.93467	0.93467	0.010	0.86134	50.00000	Averaged
151 Benzo(g,h,i)perylene	0.92121	0.89409	0.89409	0.010	2.94342	50.00000	Averaged
198 1,4-Dioxane	0.54735	0.51851	0.51851	0.010	5.27001	50.00000	Averaged
$ 154 Nitrobenzene-d5	0.59373	0.58389	0.58389	0.010	1.65710	50.00000	Averaged
$ 155 2-Fluorobiphenyl	1.23040	1.22946	1.22946	0.010	0.07640	50.00000	Averaged
$ 156 Terphenyl-d14	0.83232	0.83160	0.83160	0.010	0.08672	50.00000	Averaged
$ 157 Phenol-d5	2.02250	2.03431	2.03431	0.010	-0.58365	50.00000	Averaged
$ 158 2-Fluorophenol	1.19456	1.20528	1.20528	0.010	-0.89754	50.00000	Averaged
$ 159 2,4,6-Tribromophenol	0.16076	0.17110	0.17110	0.010	-6.43364	50.00000	Averaged
$ 186 2-Chlorophenol-d4	1.17416	1.19493	1.19493	0.010	-1.76852	50.00000	Averaged
$ 187 1,2-Dichlorobenzene-d4	0.81106	0.83251	0.83251	0.010	-2.64417	50.00000	Averaged
M 195 Cresols, total	3.01541	2.93729	2.93729	0.010	2.59072	50.00000	Averaged
101 Diphenylamine	0.49504	0.48761	0.48761	0.010	1.50080	50.00000	Averaged

STL North Canton

CONTINUING CALIBRATION COMPOUNDS

Instrument ID: a4hp7.i Injection Date: 31-JUL-2007 14:04
Lab File ID: QCMRLCL.D Init. Cal. Date(s): 23-JUL-2007 23-JUL-2007
Analysis Type: Init. Cal. Times: 14:52 17:54
Lab Sample ID: qcmrlc1 Quant Type: ISTD
Method: \\cansvr11\dd\chem\MSS\a4hp7.i\70731a.b\8270P.m

COMPOUND	RRF / AMOUNT	RF3	CCAL RRF3	MIN RRF	%D / %DRIFT	MAX %D / %DRIFT	CURVE TYPE
9 Pyridine	1.61079	1.51303	1.51303	0.010	6.06931	50.00000	Averaged
10 N-Nitrosodimethylamine	1.03046	1.00521	1.00521	0.010	2.45058	50.00000	Averaged
11 Ethyl methacrylate	1.60142	1.66200	1.66200	0.010	-3.78271	50.00000	Averaged
12 3-Chloropropionitrile	0.84051	0.78482	0.78482	0.010	6.62617	50.00000	Averaged
13 Malononitrile	2.02585	1.90303	1.90303	0.010	6.06238	50.00000	Averaged
209 Benzaldehyde	1.46746	1.54352	1.54352	0.010	-5.18332	50.00000	Averaged
21 Aniline	2.80815	2.54824	2.54824	0.010	9.25542	50.00000	Averaged
22 Phenol	2.28093	2.09591	2.09591	0.010	8.11155	20.00000	Averaged
23 bis(2-Chloroethyl)ether	1.66540	1.54127	1.54127	0.010	7.45296	50.00000	Averaged
24 2-Chlorophenol	1.24018	1.17929	1.17929	0.010	4.90998	50.00000	Averaged
26 1,3-Dichlorobenzene	1.29772	1.30514	1.30514	0.010	-0.57209	50.00000	Averaged
27 1,4-Dichlorobenzene	1.34591	1.35141	1.35141	0.010	-0.40852	20.00000	Averaged
28 1,2-Dichlorobenzene	1.31197	1.27512	1.27512	0.010	2.80882	50.00000	Averaged
29 Benzyl Alcohol	1.04499	0.94591	0.94591	0.010	9.48147	50.00000	Averaged
30 2-Methylphenol	1.46712	1.36598	1.36598	0.010	6.89406	50.00000	Averaged
31 bis(2-Chloroisopropyl)ether	1.65201	1.46056	1.46056	0.010	11.58850	50.00000	Averaged
37 Acetophenone	2.48455	2.39301	2.39301	0.010	3.68444	50.00000	Averaged
32 N-Nitroso-di-n-propylamine	1.79352	1.80060	1.80060	0.050	-0.39482	50.00000	Averaged
192 4-Methylphenol	1.54829	1.43651	1.43651	0.010	7.21923	50.00000	Averaged
34 Hexachloroethane	0.67908	0.67929	0.67929	0.010	-0.03138	50.00000	Averaged
35 Nitrobenzene	0.61654	0.61856	0.61856	0.010	-0.32833	50.00000	Averaged
41 Isophorone	1.00216	0.94540	0.94540	0.010	5.66374	50.00000	Averaged
42 2-Nitrophenol	2.50000	2.53035	0.17041	0.010	-1.21395	0.000e+000	Quadratic
43 2,4-Dimethylphenol	0.51662	0.52024	0.52024	0.010	-0.70209	50.00000	Averaged
44 bis(2-Chloroethoxy)methane	0.52134	0.46896	0.46896	0.010	10.04862	50.00000	Averaged
46 2,4-Toluenediamene	2.50000	0.97021	0.07742	0.010	61.19145	0.000e+000	Quadratic
47 1,3,5-Trichlorobenzene	0.30968	0.31662	0.31662	0.010	-2.24098	50.00000	Averaged
48 2,4-Dichlorophenol	0.25439	0.25336	0.25336	0.010	0.40285	20.00000	Averaged
49 Benzoic Acid	5.00000	2.73004	0.02885	0.010	45.39516	0.000e+000	Quadratic
50 1,2,4-Trichlorobenzene	0.28061	0.26868	0.26868	0.010	4.25345	50.00000	Averaged
51 Naphthalene	0.94036	0.87851	0.87851	0.010	6.57722	50.00000	Averaged
52 4-Chloroaniline	0.40867	0.33658	0.33658	0.010	17.63890	50.00000	Averaged
56 Hexachlorobutadiene	0.19224	0.20136	0.20136	0.010	-4.74406	20.00000	Averaged
210 Caprolactam	0.11598	0.09948	0.09948	0.010	14.22815	50.00000	Averaged
57 1,2,3-Trichlorobenzene	0.27332	0.27377	0.27377	0.010	-0.16427	50.00000	Averaged
59 4-Chloro-3-Methylphenol	0.43752	0.41716	0.41716	0.010	4.65340	20.00000	Averaged
62 2-Methylnaphthalene	0.54950	0.52086	0.52086	0.010	5.21356	50.00000	Averaged
63 1-Methylnaphthalene	0.60957	0.57609	0.57609	0.010	5.49245	50.00000	Averaged
64 Hexachlorocyclopentadiene	2.50000	2.50968	0.38070	0.050	-0.38717	0.000e+000	Quadratic
66 2,4,6-Trichlorophenol	0.35596	0.34278	0.34278	0.010	3.70058	20.00000	Averaged
67 2,4,5-Trichlorophenol	0.38582	0.38321	0.38321	0.010	0.67715	50.00000	Averaged
211 1,1'-Biphenyl	2.50000	2.38312	1.27537	0.010	4.67516	0.000e+000	Quadratic

54.6%

STL North Canton

CONTINUING CALIBRATION COMPOUNDS

Instrument ID: a4hp7.i
Lab File ID: QCMRLCL.D
Analysis Type:
Lab Sample ID: qcmrlcl
Method: \\cansvr11\dd\chem\MSS\a4hp7.i\70731a.b\8270P.m

Injection Date: 31-JUL-2007 14:04
Init. Cal. Date(s): 23-JUL-2007 23-JUL-2007
Init. Cal. Times: 14:52 17:54
Quant Type: ISTD

COMPOUND	RRF / AMOUNT	RF3	CCAL RRF3	MIN RRF	%D / %DRIFT	MAX %D / %DRIFT	CURVE TYPE
68 1,2,3,5-Tetrachlorobenzene	0.56612	0.54817	0.54817	0.010	3.17033	50.00000	Averaged
70 2-Chloronaphthalene	1.02817	0.98700	0.98700	0.010	4.00480	50.00000	Averaged
73 2-Nitroaniline	0.63661	0.60265	0.60265	0.010	5.33402	50.00000	Averaged
74 1,2,3,4-Tetrachlorobenzene	0.52147	0.49730	0.49730	0.010	4.63433	50.00000	Averaged
76 Dimethylphthalate	1.25225	1.20135	1.20135	0.010	4.06480	50.00000	Averaged
78 2,6-Dinitrotoluene	0.27478	0.25938	0.25938	0.010	5.60605	50.00000	Averaged
79 Acenaphthylene	1.69229	1.54389	1.54389	0.010	8.76901	50.00000	Averaged
80 1,2-Dinitrobenzene	0.13036	0.12166	0.12166	0.010	6.67130	50.00000	Averaged
81 3-Nitroaniline	0.27476	0.23193	0.23193	0.010	15.59015	50.00000	Averaged
82 Acenaphthene	2.50000	2.30530	0.98616	0.010	7.78786	0.000e+000	Quadratic
83 2,4-Dinitrophenol	5.00000	3.35105	0.13619	0.050	32.97896	0.000e+000	Quadratic
85 4-Nitrophenol	2.50000	1.93813	0.24572	0.050	22.47462	0.000e+000	Quadratic
86 Dibenzofuran	1.48549	1.38310	1.38310	0.010	6.89214	50.00000	Averaged
87 2,4-Dinitrotoluene	0.36913	0.35298	0.35298	0.010	4.37518	50.00000	Averaged
91 2,3,5,6-Tetrachlorophenol	0.32434	0.30323	0.30323	0.010	6.50791	50.00000	Averaged
93 Diethylphthalate	1.35702	1.30331	1.30331	0.010	3.95818	50.00000	Averaged
94 Fluorene	2.50000	2.38321	1.18931	0.010	4.67148	0.000e+000	Quadratic
95 4-Chlorophenyl-phenylether	0.61363	0.60063	0.60063	0.010	2.11776	50.00000	Averaged
96 4-Nitroaniline	2.50000	2.21107	0.27900	0.010	11.55727	0.000e+000	Quadratic
98 4,6-Dinitro-2-methylphenol	2.50000	2.19227	0.11152	0.010	12.30905	0.000e+000	Quadratic
99 N-Nitrosodiphenylamine	0.49504	0.48121	0.48121	0.010	2.79469	20.00000	Averaged
100 1,2-Diphenylhydrazine	1.21864	1.19058	1.19058	0.010	2.30198	50.00000	Averaged
106 4-Bromophenyl-phenylether	0.19011	0.19366	0.19366	0.010	-1.86795	50.00000	Averaged
107 Hexachlorobenzene	0.18966	0.18082	0.18082	0.010	4.65807	50.00000	Averaged
212 Atrazine	0.19129	0.19558	0.19558	0.010	-2.24193	50.00000	Averaged
111 Pentachlorophenol	5.00000	3.39410	0.09505	0.010	32.11798	0.000e+000	Quadratic
115 Phenanthrene	1.00617	0.93228	0.93228	0.010	7.34365	50.00000	Averaged
116 Anthracene	1.02305	0.95223	0.95223	0.010	6.92231	50.00000	Averaged
119 Carbazole	0.90454	0.81831	0.81831	0.010	9.53258	50.00000	Averaged
120 Di-n-Butylphthalate	1.27582	1.21009	1.21009	0.010	5.15218	50.00000	Averaged
123 Fluoranthene	1.07398	1.02397	1.02397	0.010	4.65584	20.00000	Averaged
124 Benzidine	2.50000	1.72588	0.33282	0.010	30.96466	0.000e+000	Quadratic
125 Pyrene	1.17094	1.06558	1.06558	0.010	8.99749	50.00000	Averaged
131 Butylbenzylphthalate	0.55768	0.52098	0.52098	0.010	6.58072	50.00000	Averaged
133 3,3'-Dimethoxybenzidine	0.25308	0.20620	0.20620	0.010	18.52405	50.00000	Averaged
135 3,3'-Dichlorobenzidine	0.44656	0.40943	0.40943	0.010	8.31517	50.00000	Averaged
136 Benzo(a)Anthracene	1.19572	1.07833	1.07833	0.010	9.81763	50.00000	Averaged
137 Chrysene	1.08639	0.98279	0.98279	0.010	9.53610	50.00000	Averaged
138 4,4'-Methylene bis(o-chloro	0.23640	0.21450	0.21450	0.010	9.26597	50.00000	Averaged
139 bis(2-ethylhexyl)Phthalate	0.80848	0.75686	0.75686	0.010	6.38383	50.00000	Averaged
140 Di-n-octylphthalate	1.48499	1.45521	1.45521	0.010	2.00571	20.00000	Averaged
141 Benzo(b)fluoranthene	1.17770	1.12462	1.12462	0.010	4.50634	50.00000	Averaged

67%0

67.9

Environmental Quality Mgt., Inc.

Client Sample ID: FWGEQUIPRinse3-0503-GW

GC/MS Semivolatiles

Lot-Sample #...: A7G120101-029 **Work Order #...:** J2PDE1AC **Matrix.....:** WQ
Date Sampled...: 07/11/07 15:30 **Date Received..:** 07/12/07
Prep Date.....: 07/13/07 **Analysis Date..:** 07/30/07
Prep Batch #...: 7194031
Dilution Factor: 1 **Initial Wgt/Vol:** 920 mL **Final Wgt/Vol..:** 2 mL
Method.....: SW846 8270C

PARAMETER	RESULT	REPORTING LIMIT	UNITS	MDL
Benzoic acid	ND	10	ug/L	4.4
Benzyl alcohol	ND	5.0	ug/L	0.49
Phenol	ND	1.0	ug/L	0.96
bis(2-Chloroethyl)-ether	ND	1.0	ug/L	0.088
2-Chlorophenol	ND	1.0	ug/L	0.039
1,3-Dichlorobenzene	ND	1.0	ug/L	0.53
1,4-Dichlorobenzene	ND	1.0	ug/L	0.52
1,2-Dichlorobenzene	ND	1.0	ug/L	0.59
2-Methylphenol	ND	1.0	ug/L	0.56
2,2'-oxybis(1-Chloro-propane)	ND	1.0	ug/L	0.52
4-Methylphenol	ND	1.0	ug/L	0.64
N-Nitrosodi-n-propyl-amine	ND	1.0	ug/L	0.53
Hexachloroethane	ND	1.0	ug/L	0.58
Nitrobenzene	ND	1.0	ug/L	0.053
Isophorone	ND	1.0	ug/L	0.50
2-Nitrophenol	ND	2.0	ug/L	1.3
2,4-Dimethylphenol	ND	2.0	ug/L	0.56
bis(2-Chloroethoxy) methane	ND	1.0	ug/L	0.49
2,4-Dichlorophenol	ND	2.0	ug/L	1.1
1,2,4-Trichloro-benzene	ND	1.0	ug/L	0.59
Naphthalene	ND	0.20	ug/L	0.069
4-Chloroaniline	ND	2.0	ug/L	0.56
Hexachlorobutadiene	ND	1.0	ug/L	0.51
4-Chloro-3-methylphenol	ND	2.0	ug/L	0.41
2-Methylnaphthalene	ND	0.20	ug/L	0.061
Hexachlorocyclopenta-diene	ND	10	ug/L	0.74
2,4,6-Trichloro-phenol	ND	5.0	ug/L	1.4
2,4,5-Trichloro-phenol	ND	5.0	ug/L	0.96
2-Chloronaphthalene	ND	1.0	ug/L	0.62
2-Nitroaniline	ND	2.0	ug/L	0.43

(Continued on next page)

Environmental Quality Mgt., Inc.

Client Sample ID: FWGEQUIPRinse3-0503-GW

GC/MS Semivolatiles

Lot-Sample #...: A7G120101-029 Work Order #...: J2PDE1AC Matrix.....: WQ

PARAMETER	RESULT	REPORTING LIMIT	UNITS	MDL
Dimethyl phthalate	ND	1.0	ug/L	0.44
Acenaphthylene	ND	0.20	ug/L	0.054
2,6-Dinitrotoluene	ND	5.0	ug/L	0.47
3-Nitroaniline	ND	2.0	ug/L	0.67
Acenaphthene	ND	0.20	ug/L	0.054
2,4-Dinitrophenol	ND	5.0	ug/L	3.5
4-Nitrophenol	ND	5.0	ug/L	0.63
Dibenzofuran	ND	1.0	ug/L	0.54
2,4-Dinitrotoluene	ND	5.0	ug/L	0.40
Diethyl phthalate	ND	1.0	ug/L	0.63
4-Chlorophenyl phenyl ether	ND	2.0	ug/L	0.55
Fluorene	ND	0.20	ug/L	0.043
4-Nitroaniline	ND	2.0	ug/L	0.47
4,6-Dinitro-2-methylphenol	ND	5.0	ug/L	0.27
N-Nitrosodiphenylamine	ND	1.0	ug/L	0.46
4-Bromophenyl phenyl ether	ND	2.0	ug/L	0.52
Hexachlorobenzene	ND	0.20	ug/L	0.065
Pentachlorophenol	ND	5.0	ug/L	0.48
Phenanthrene	ND	0.20	ug/L	0.087
Anthracene	ND	0.20	ug/L	0.054
Carbazole	ND	1.0	ug/L	0.54
Di-n-butyl phthalate	ND	1.0	ug/L	0.61
Fluoranthene	ND	0.20	ug/L	0.036
Pyrene	ND	0.20	ug/L	0.048
Butyl benzyl phthalate	ND	1.0	ug/L	0.51
3,3'-Dichlorobenzidine	ND	5.0	ug/L	0.48
Benzo(a)anthracene	ND	0.20	ug/L	0.052
Chrysene	ND	0.20	ug/L	0.048
bis(2-Ethylhexyl) phthalate	**2.3 J,B**	**10**	**ug/L**	**0.88**
Di-n-octyl phthalate	ND	1.0	ug/L	0.39
Benzo(b)fluoranthene	ND	0.20	ug/L	0.049
Benzo(k)fluoranthene	ND	0.20	ug/L	0.049
Benzo(a)pyrene	ND	0.20	ug/L	0.048
Indeno(1,2,3-cd)pyrene	ND	0.20	ug/L	0.065
Dibenz(a,h)anthracene	ND	0.20	ug/L	0.039
Benzo(ghi)perylene	ND	0.20	ug/L	0.053

(Continued on next page)

Environmental Quality Mgt., Inc.

Client Sample ID: FWGEQUIPRinse3-0503-GW

GC/MS Semivolatiles

Lot-Sample #...: A7G120101-029 Work Order #...: J2PDE1AC Matrix.....: WQ

SURROGATE	PERCENT RECOVERY	RECOVERY LIMITS
Nitrobenzene-d5	79	(32 - 112)
2-Fluorobiphenyl	70	(30 - 110)
Terphenyl-d14	93	(51 - 135)
Phenol-d5	67	(10 - 117)
2-Fluorophenol	42	(19 - 108)
2,4,6-Tribromophenol	84	(42 - 124)

NOTE(S):

J Estimated result. Result is less than RL.

B Method blank contamination. The associated method blank contains the target analyte at a reportable level.

Laboratory Control Sample / Laboratory Control Sample Duplicate Outlier Report

Method Batch : 7194032 **Analysis Method :** 8270C **Analysis Date :** 07/24/2007

Preparation Batch : 7194032 **Preparation Type :** 3520C **Preparation Date :** 07/13/2007

Lab Reporting Batch : A7G120309 **Lab ID:** STLCAN

			Reported Values		Project Limits (Percent)			
LCS Lab Sample ID	Matrix	Analyte Name	Percent Recovery	RPD	Rejection Point	Lower Limit	Upper Limit	RPD
A7G130000032C	AQ	Benzoic acid	11		30.00	30.00	136.00	30.00
		Hexachlorocyclopentadiene	18		30.00	30.00	115.00	30.00

Associated Samples

Client Sample ID	Lab Sample ID
FWGBKGmw-005C-0461-GW	A7G120309015
FWGBKGmw-006C-0462-GW	A7G120309006
FWGBKGmw-015C-0467-GW	A7G120309017
FWGBKGmw-016C-0468-GW	A7G120309003
FWGBKGmw-017C-0469-GW	A7G120309001
FWGBKGmw-018C-0470-GW	A7G120309009
FWGBKGmw-019C-0471-GW	A7G120309012
FWGEQUIPRinse4-0504-GW	A7G120309010

Scope of Data Qualification: The outlier in the LCS qualifies that analyte in all samples with the same Preparation Batch ID as the LCS

Project Number and Name: 030240.0005 - Ravenna GW

Matrix Spike / Matrix Spike Duplicate Recovery and RPD Outlier Report

Method Batch : 7194032 **Analysis Method :** 8270C **Analysis Date :** 07/31/2007

Preparation Batch : 7194032 **Preparation Type :** 3520C **Preparation Date :** 07/13/2007

Lab Reporting Batch : A7G120309 **Lab ID:** STLCAN

Client Sample ID	Lab Sample ID	Matrix	Analyte Name	Reported *		Project Limits (Percent)			
				Percent Recovery	RPD	Rejection Point**	Lower Limit	Upper Limit	RPD
FWGBKGmw-017C-0469	A7G120309001S	AQ	2,4-Dinitrophenol	26		0.00	45.00	135.00	20.00
			3,3'-Dichlorobenzidine	26		0.00	45.00	135.00	20.00
			Benzoic acid	0.0		0.00	45.00	135.00	20.00
			Hexachlorocyclopentadiene	15		0.00	45.00	135.00	20.00
			Hexachloroethane	40		0.00	45.00	135.00	20.00
			Pentachlorophenol	42		0.00	45.00	135.00	20.00
FWGBKGmw-017C-0469	A7G120309001D		2,4,5-Trichlorophenol		28	0.00	45.00	135.00	20.00
			2,4-Dinitrophenol	42	47	0.00	45.00	135.00	20.00
			2,4-Dinitrotoluene		21	0.00	45.00	135.00	20.00
			3,3'-Dichlorobenzidine	32	23	0.00	45.00	135.00	20.00
			4,6-Dinitro-2-methylphenol		34	0.00	45.00	135.00	20.00
			4-Chlorophenyl phenyl ether		23	0.00	45.00	135.00	20.00
			4-Nitrophenol		41	0.00	45.00	135.00	20.00
			Acenaphthene		21	0.00	45.00	135.00	20.00
			Acenaphthylene		21	0.00	45.00	135.00	20.00
			Benzo(k)fluoranthene		27	0.00	45.00	135.00	20.00
			Benzoic acid	16	200	0.00	45.00	135.00	20.00
			Diethyl phthalate		22	0.00	45.00	135.00	20.00
			Di-n-butyl phthalate		22	0.00	45.00	135.00	20.00
			Fluoranthene		24	0.00	45.00	135.00	20.00
			Fluorene		23	0.00	45.00	135.00	20.00
			Hexachlorobenzene		22	0.00	45.00	135.00	20.00
			Hexachlorobutadiene	42		0.00	45.00	135.00	20.00
			Hexachlorocyclopentadiene	16		0.00	45.00	135.00	20.00
			Hexachloroethane	39		0.00	45.00	135.00	20.00
			N-Nitrosodiphenylamine		31	0.00	45.00	135.00	20.00
			Pentachlorophenol		54	0.00	45.00	135.00	20.00
			Phenanthrene		22	0.00	45.00	135.00	20.00

Associated Samples: Parent sample only	
Client Sample ID	**Lab Sample ID**
FWGBKGmw-017C-0469-GW	A7G120309001

* Only those Percent Recovery and/or RPD values outside project limits are listed in this report.
** Metal are also assessed against an upper rejection point of 150 percent for waters and 200 percent for soils and sediments

Project Number and Name: ***030240.0005 - Ravenna GW***

METHOD BLANK REPORT

GC/MS Semivolatiles

Client Lot #...: A7G120309 **Work Order #...:** J2R851AA **Matrix.....:** WATER
MB Lot-Sample #: A7G130000-032

Prep Date.....: 07/13/07 **Final Wgt/Vol..:** 2 mL
Analysis Date..: 07/24/07 **Prep Batch #...:** 7194032
Dilution Factor: 1 **Initial Wgt/Vol:** 1000 mL

PARAMETER	RESULT	REPORTING LIMIT	UNITS	METHOD
Benzoic acid	ND	10	ug/L	SW846 8270C
Benzyl alcohol	ND	5.0	ug/L	SW846 8270C
Phenol	ND	1.0	ug/L	SW846 8270C
bis(2-Chloroethyl)-ether	ND	1.0	ug/L	SW846 8270C
2-Chlorophenol	ND	1.0	ug/L	SW846 8270C
1,3-Dichlorobenzene	ND	1.0	ug/L	SW846 8270C
1,4-Dichlorobenzene	ND	1.0	ug/L	SW846 8270C
1,2-Dichlorobenzene	ND	1.0	ug/L	SW846 8270C
2-Methylphenol	ND	1.0	ug/L	SW846 8270C
2,2'-oxybis(1-Chloro-propane)	ND	1.0	ug/L	SW846 8270C
4-Methylphenol	ND	1.0	ug/L	SW846 8270C
N-Nitrosodi-n-propyl-amine	ND	1.0	ug/L	SW846 8270C
Hexachloroethane	ND	1.0	ug/L	SW846 8270C
Nitrobenzene	ND	1.0	ug/L	SW846 8270C
Isophorone	ND	1.0	ug/L	SW846 8270C
2-Nitrophenol	ND	2.0	ug/L	SW846 8270C
2,4-Dimethylphenol	ND	2.0	ug/L	SW846 8270C
bis(2-Chloroethoxy) methane	ND	1.0	ug/L	SW846 8270C
2,4-Dichlorophenol	ND	2.0	ug/L	SW846 8270C
1,2,4-Trichloro-benzene	ND	1.0	ug/L	SW846 8270C
Naphthalene	ND	0.20	ug/L	SW846 8270C
4-Chloroaniline	ND	2.0	ug/L	SW846 8270C
Hexachlorobutadiene	ND	1.0	ug/L	SW846 8270C
4-Chloro-3-methylphenol	ND	2.0	ug/L	SW846 8270C
2-Methylnaphthalene	ND	0.20	ug/L	SW846 8270C
Hexachlorocyclopenta-diene	ND	10	ug/L	SW846 8270C
2,4,6-Trichloro-phenol	ND	5.0	ug/L	SW846 8270C
2,4,5-Trichloro-phenol	ND	5.0	ug/L	SW846 8270C
2-Chloronaphthalene	ND	1.0	ug/L	SW846 8270C
2-Nitroaniline	ND	2.0	ug/L	SW846 8270C
Dimethyl phthalate	ND	1.0	ug/L	SW846 8270C
Acenaphthylene	ND	0.20	ug/L	SW846 8270C
2,6-Dinitrotoluene	ND	5.0	ug/L	SW846 8270C

(Continued on next page)

METHOD BLANK REPORT

GC/MS Semivolatiles

Client Lot #...: A7G120309 **Work Order #...:** J2R851AA **Matrix.....:** WATER

PARAMETER	RESULT	REPORTING LIMIT	UNITS	METHOD
3-Nitroaniline	ND	2.0	ug/L	SW846 8270C
Acenaphthene	ND	0.20	ug/L	SW846 8270C
2,4-Dinitrophenol	ND	5.0	ug/L	SW846 8270C
4-Nitrophenol	ND	5.0	ug/L	SW846 8270C
Dibenzofuran	ND	1.0	ug/L	SW846 8270C
2,4-Dinitrotoluene	ND	5.0	ug/L	SW846 8270C
Diethyl phthalate	ND	1.0	ug/L	SW846 8270C
4-Chlorophenyl phenyl ether	ND	2.0	ug/L	SW846 8270C
Fluorene	ND	0.20	ug/L	SW846 8270C
4-Nitroaniline	ND	2.0	ug/L	SW846 8270C
4,6-Dinitro-2-methylphenol	ND	5.0	ug/L	SW846 8270C
N-Nitrosodiphenylamine	ND	1.0	ug/L	SW846 8270C
4-Bromophenyl phenyl ether	ND	2.0	ug/L	SW846 8270C
Hexachlorobenzene	ND	0.20	ug/L	SW846 8270C
Pentachlorophenol	ND	5.0	ug/L	SW846 8270C
Phenanthrene	ND	0.20	ug/L	SW846 8270C
Anthracene	ND	0.20	ug/L	SW846 8270C
Carbazole	ND	1.0	ug/L	SW846 8270C
Di-n-butyl phthalate	ND	1.0	ug/L	SW846 8270C
Fluoranthene	ND	0.20	ug/L	SW846 8270C
Pyrene	ND	0.20	ug/L	SW846 8270C
Butyl benzyl phthalate	ND	1.0	ug/L	SW846 8270C
3,3'-Dichlorobenzidine	ND	5.0	ug/L	SW846 8270C
Benzo(a)anthracene	ND	0.20	ug/L	SW846 8270C
Chrysene	ND	0.20	ug/L	SW846 8270C
bis(2-Ethylhexyl) phthalate	ND	10	ug/L	SW846 8270C
Di-n-octyl phthalate	ND	1.0	ug/L	SW846 8270C
Benzo(b)fluoranthene	ND	0.20	ug/L	SW846 8270C
Benzo(k)fluoranthene	ND	0.20	ug/L	SW846 8270C
Benzo(a)pyrene	ND	0.20	ug/L	SW846 8270C
Indeno(1,2,3-cd)pyrene	ND	0.20	ug/L	SW846 8270C
Dibenz(a,h)anthracene	ND	0.20	ug/L	SW846 8270C
Benzo(ghi)perylene	ND	0.20	ug/L	SW846 8270C

SURROGATE	PERCENT RECOVERY	RECOVERY LIMITS
Nitrobenzene-d5	66	(27 - 111)
2-Fluorobiphenyl	64	(28 - 110)
Terphenyl-d14	93	(37 - 119)
Phenol-d5	60	(10 - 110)
2-Fluorophenol	39	(10 - 110)

(Continued on next page)

METHOD BLANK REPORT

GC/MS Semivolatiles

Client Lot #...: A7G120309 Work Order #...: J2R851AA Matrix.....: WATER

PARAMETER	RESULT	REPORTING LIMIT	UNITS	METHOD
2,4,6-Tribromophenol	68	(22 - 120)		

NOTE(S):

Calculations are performed before rounding to avoid round-off errors in calculated results.

LABORATORY CONTROL SAMPLE EVALUATION REPORT

GC/MS Semivolatiles

Client Lot #...: A7G120309 **Work Order #...:** J2R851AC **Matrix.....:** WATER
LCS Lot-Sample#: A7G130000-032
Prep Date.....: 07/13/07 **Analysis Date..:** 07/24/07
Prep Batch #...: 7194032
Dilution Factor: 1 **Final Wgt/Vol..:** 2 mL
Initial Wgt/Vol: 1000 mL

PARAMETER	PERCENT RECOVERY	RECOVERY LIMITS	METHOD
Benzoic acid	11 a	(30 - 136)	SW846 8270C
Benzyl alcohol	75	(29 - 115)	SW846 8270C
Phenol	**64**	**(30 - 115)**	**SW846 8270C**
bis(2-Chloroethyl)-ether	77	(30 - 115)	SW846 8270C
2-Chlorophenol	**55**	**(30 - 120)**	**SW846 8270C**
1,3-Dichlorobenzene	52	(30 - 120)	SW846 8270C
1,4-Dichlorobenzene	**53**	**(30 - 115)**	**SW846 8270C**
1,2-Dichlorobenzene	54	(30 - 120)	SW846 8270C
2-Methylphenol	69	(30 - 116)	SW846 8270C
bis(2-Chloroisopropyl) ether	72	(50 - 150)	SW846 8270C
4-Methylphenol	75	(31 - 115)	SW846 8270C
N-Nitrosodi-n-propyl-amine	**79**	**(30 - 132)**	**SW846 8270C**
Hexachloroethane	43	(30 - 120)	SW846 8270C
Nitrobenzene	79	(31 - 115)	SW846 8270C
Isophorone	86	(33 - 115)	SW846 8270C
2-Nitrophenol	70	(33 - 115)	SW846 8270C
2,4-Dimethylphenol	44	(31 - 120)	SW846 8270C
bis(2-Chloroethoxy) methane	74	(30 - 115)	SW846 8270C
2,4-Dichlorophenol	72	(34 - 115)	SW846 8270C
1,2,4-Trichloro-benzene	**59**	**(30 - 120)**	**SW846 8270C**
Naphthalene	67	(30 - 119)	SW846 8270C
4-Chloroaniline	71	(30 - 133)	SW846 8270C
Hexachlorobutadiene	45	(30 - 120)	SW846 8270C
4-Chloro-3-methylphenol	**84**	**(31 - 121)**	**SW846 8270C**
2-Methylnaphthalene	76	(32 - 115)	SW846 8270C
Hexachlorocyclopenta-diene	18 a	(30 - 115)	SW846 8270C
2,4,6-Trichloro-phenol	85	(39 - 115)	SW846 8270C

(Continued on next page)

LABORATORY CONTROL SAMPLE EVALUATION REPORT

GC/MS Semivolatiles

Client Lot #...: A7G120309 **Work Order #...:** J2R851AC **Matrix.....:** WATER
LCS Lot-Sample#: A7G130000-032

PARAMETER	PERCENT RECOVERY	RECOVERY LIMITS	METHOD
2,4,5-Trichloro-phenol	86	(36 - 135)	SW846 8270C
2-Chloronaphthalene	75	(35 - 115)	SW846 8270C
2-Nitroaniline	96	(36 - 140)	SW846 8270C
Dimethyl phthalate	99	(42 - 116)	SW846 8270C
Acenaphthylene	79	(37 - 115)	SW846 8270C
2,6-Dinitrotoluene	100	(43 - 122)	SW846 8270C
3-Nitroaniline	97	(30 - 138)	SW846 8270C
Acenaphthene	**76**	**(31 - 120)**	**SW846 8270C**
2,4-Dinitrophenol	36	(29 - 146)	SW846 8270C
4-Nitrophenol	**107**	**(30 - 138)**	**SW846 8270C**
Dibenzofuran	85	(40 - 115)	SW846 8270C
2,4-Dinitrotoluene	**101**	**(34 - 151)**	**SW846 8270C**
Diethyl phthalate	102	(43 - 132)	SW846 8270C
4-Chlorophenyl phenyl ether	96	(40 - 115)	SW846 8270C
Fluorene	89	(41 - 115)	SW846 8270C
4-Nitroaniline	94	(30 - 140)	SW846 8270C
4,6-Dinitro-2-methylphenol	69	(42 - 144)	SW846 8270C
N-Nitrosodiphenylamine	91	(35 - 124)	SW846 8270C
4-Bromophenyl phenyl ether	93	(43 - 118)	SW846 8270C
Hexachlorobenzene	94	(42 - 123)	SW846 8270C
Pentachlorophenol	**72**	**(30 - 150)**	**SW846 8270C**
Phenanthrene	92	(45 - 117)	SW846 8270C
Anthracene	92	(45 - 118)	SW846 8270C
Carbazole	96	(49 - 126)	SW846 8270C
Di-n-butyl phthalate	98	(46 - 123)	SW846 8270C
Fluoranthene	103	(47 - 132)	SW846 8270C
Pyrene	**94**	**(35 - 139)**	**SW846 8270C**
Butyl benzyl phthalate	98	(37 - 136)	SW846 8270C
3,3'-Dichlorobenzidine	60	(30 - 160)	SW846 8270C
Benzo(a)anthracene	90	(43 - 138)	SW846 8270C
Chrysene	97	(42 - 142)	SW846 8270C
bis(2-Ethylhexyl) phthalate	98	(30 - 154)	SW846 8270C

(Continued on next page)

LABORATORY CONTROL SAMPLE EVALUATION REPORT

GC/MS Semivolatiles

Client Lot #...: A7G120309 **Work Order #...:** J2R851AC **Matrix.....:** WATER
LCS Lot-Sample#: A7G130000-032

PARAMETER	PERCENT RECOVERY	RECOVERY LIMITS	METHOD
Di-n-octyl phthalate	97	(36 - 151)	SW846 8270C
Benzo(b)fluoranthene	94	(31 - 146)	SW846 8270C
Benzo(k)fluoranthene	100	(40 - 127)	SW846 8270C
Benzo(a)pyrene	97	(38 - 144)	SW846 8270C
Indeno(1,2,3-cd)pyrene	102	(37 - 130)	SW846 8270C
Dibenz(a,h)anthracene	103	(38 - 130)	SW846 8270C
Benzo(ghi)perylene	102	(35 - 129)	SW846 8270C
Atrazine	113	(30 - 120)	SW846 8270C
Acetophenone	79	(30 - 120)	SW846 8270C
1,1'-Biphenyl	73	(30 - 120)	SW846 8270C
Caprolactam	95	(30 - 120)	SW846 8270C
Benzaldehyde	91	(30 - 120)	SW846 8270C
Aniline	60	(30 - 127)	SW846 8270C
N-Nitrosodimethylamine	77	(30 - 115)	SW846 8270C
Pyridine	71	(50 - 150)	SW846 8270C

SURROGATE	PERCENT RECOVERY	RECOVERY LIMITS
Nitrobenzene-d5	71	(27 - 111)
2-Fluorobiphenyl	70	(28 - 110)
Terphenyl-d14	97	(37 - 119)
Phenol-d5	61	(10 - 110)
2-Fluorophenol	26	(10 - 110)
2,4,6-Tribromophenol	95	(22 - 120)

NOTE(S):

Calculations are performed before rounding to avoid round-off errors in calculated results.

Bold print denotes control parameters

a Spiked analyte recovery is outside stated control limits.

MATRIX SPIKE SAMPLE EVALUATION REPORT

GC/MS Semivolatiles

Client Lot #...: A7G120309 **Work Order #...:** J2Q8W1AF-MS **Matrix.....:** WG
MS Lot-Sample #: A7G120309-001 J2Q8W1AG-MSD
Date Sampled...: 07/12/07 09:15 **Date Received..:** 07/12/07
Prep Date.....: 07/13/07 **Analysis Date..:** 07/31/07
Prep Batch #...: 7194032
Dilution Factor: 1 **Initial Wgt/Vol:** 480 mL **Final Wgt/Vol..:** 2 mL

PARAMETER	PERCENT RECOVERY	RECOVERY LIMITS	RPD	RPD LIMITS	METHOD
Benzoic acid	0.0 a	(10 - 127)			SW846 8270C
	16 p	(10 - 127)	200	(0-99)	SW846 8270C
Phenol	**61**	**(10 - 116)**			**SW846 8270C**
	68	**(10 - 116)**	**11**	**(0-43)**	**SW846 8270C**
bis(2-Chloroethyl)-ether	67	(57 - 120)			SW846 8270C
	71	(57 - 120)	5.1	(0-51)	SW846 8270C
2-Chlorophenol	**57**	**(37 - 106)**			**SW846 8270C**
	62	**(37 - 106)**	**8.0**	**(0-43)**	**SW846 8270C**
1,3-Dichlorobenzene	47	(35 - 114)			SW846 8270C
	50	(35 - 114)	5.8	(0-89)	SW846 8270C
1,4-Dichlorobenzene	**46**	**(32 - 98)**			**SW846 8270C**
	51	**(32 - 98)**	**9.4**	**(0-36)**	**SW846 8270C**
1,2-Dichlorobenzene	49	(43 - 112)			SW846 8270C
	56	(43 - 112)	14	(0-85)	SW846 8270C
2-Methylphenol	64	(42 - 113)			SW846 8270C
	68	(42 - 113)	6.4	(0-73)	SW846 8270C
bis(2-Chloroisopropyl) ether	61	(53 - 122)			SW846 8270C
	64	(53 - 122)	5.2	(0-52)	SW846 8270C
4-Methylphenol	68	(29 - 122)			SW846 8270C
	75	(29 - 122)	9.3	(0-55)	SW846 8270C
N-Nitrosodi-n-propyl-amine	**74**	**(18 - 115)**			**SW846 8270C**
	79	**(18 - 115)**	**5.8**	**(0-36)**	**SW846 8270C**
Hexachloroethane	40	(28 - 94)			SW846 8270C
	39	(28 - 94)	4.5	(0-92)	SW846 8270C
Nitrobenzene	75	(56 - 125)			SW846 8270C
	74	(56 - 125)	1.6	(0-81)	SW846 8270C
Isophorone	77	(56 - 112)			SW846 8270C
	86	(56 - 112)	10	(0-50)	SW846 8270C
2-Nitrophenol	65	(51 - 131)			SW846 8270C
	69	(51 - 131)	5.8	(0-77)	SW846 8270C
2,4-Dimethylphenol	48	(28 - 109)			SW846 8270C
	46	(28 - 109)	5.6	(0-62)	SW846 8270C

(Continued on next page)

MATRIX SPIKE SAMPLE EVALUATION REPORT

GC/MS Semivolatiles

Client Lot #...: A7G120309 **Work Order #...:** J2Q8W1AF-MS **Matrix.....:** WG
MS Lot-Sample #: A7G120309-001 J2Q8W1AG-MSD

PARAMETER	PERCENT RECOVERY	RECOVERY LIMITS	RPD	RPD LIMITS	METHOD
bis(2-Chloroethoxy) methane	66	(57 - 114)			SW846 8270C
	71	(57 - 114)	7.2	(0-49)	SW846 8270C
2,4-Dichlorophenol	66	(52 - 121)			SW846 8270C
	73	(52 - 121)	10	(0-88)	SW846 8270C
1,2,4-Trichloro-benzene	**53**	**(22 - 110)**			**SW846 8270C**
	53	**(22 - 110)**	**0.51**	**(0-37)**	**SW846 8270C**
Naphthalene	57	(50 - 176)			SW846 8270C
	62	(50 - 176)	7.8	(0-52)	SW846 8270C
4-Chloroaniline	57	(15 - 109)			SW846 8270C
	60	(15 - 109)	5.2	(0-99)	SW846 8270C
Hexachlorobutadiene	50	(35 - 118)			SW846 8270C
	42	(35 - 118)	19	(0-56)	SW846 8270C
4-Chloro-3-methylphenol	**67**	**(47 - 111)**			**SW846 8270C**
	79	**(47 - 111)**	**17**	**(0-55)**	**SW846 8270C**
2-Methylnaphthalene	66	(45 - 119)			SW846 8270C
	71	(45 - 119)	7.5	(0-51)	SW846 8270C
Hexachlorocyclopenta-diene	15	(10 - 98)			SW846 8270C
	16	(10 - 98)	7.1	(0-97)	SW846 8270C
2,4,6-Trichloro-phenol	69	(46 - 122)			SW846 8270C
	83	(46 - 122)	19	(0-98)	SW846 8270C
2,4,5-Trichloro-phenol	63	(45 - 125)			SW846 8270C
	84	(45 - 125)	28	(0-74)	SW846 8270C
2-Chloronaphthalene	63	(51 - 119)			SW846 8270C
	75	(51 - 119)	17	(0-51)	SW846 8270C
2-Nitroaniline	74	(48 - 125)			SW846 8270C
	90	(48 - 125)	20	(0-83)	SW846 8270C
Dimethyl phthalate	74	(25 - 127)			SW846 8270C
	91	(25 - 127)	20	(0-99)	SW846 8270C
Acenaphthylene	61	(49 - 111)			SW846 8270C
	75	(49 - 111)	21	(0-51)	SW846 8270C
2,6-Dinitrotoluene	74	(58 - 127)			SW846 8270C
	89	(58 - 127)	18	(0-82)	SW846 8270C

(Continued on next page)

MATRIX SPIKE SAMPLE EVALUATION REPORT

GC/MS Semivolatiles

Client Lot #...: A7G120309 **Work Order #...:** J2Q8W1AF-MS **Matrix.....:** WG
MS Lot-Sample #: A7G120309-001 J2Q8W1AG-MSD

PARAMETER	PERCENT RECOVERY	RECOVERY LIMITS	RPD	RPD LIMITS	METHOD
3-Nitroaniline	68	(19 - 126)			SW846 8270C
	82	(19 - 126)	18	(0-99)	SW846 8270C
Acenaphthene	**60**	**(26 - 118)**			**SW846 8270C**
	74	**(26 - 118)**	**21**	**(0-35)**	**SW846 8270C**
2,4-Dinitrophenol	26	(14 - 138)			SW846 8270C
	42	(14 - 138)	47	(0-99)	SW846 8270C
4-Nitrophenol	**63**	**(10 - 123)**			**SW846 8270C**
	96 p	**(10 - 123)**	**41**	**(0-34)**	**SW846 8270C**
Dibenzofuran	65	(51 - 117)			SW846 8270C
	80	(51 - 117)	20	(0-51)	SW846 8270C
2,4-Dinitrotoluene	**78**	**(31 - 131)**			**SW846 8270C**
	96	**(31 - 131)**	**21**	**(0-32)**	**SW846 8270C**
Diethyl phthalate	76	(41 - 118)			SW846 8270C
	95	(41 - 118)	22	(0-81)	SW846 8270C
4-Chlorophenyl phenyl ether	72	(51 - 118)			SW846 8270C
	90	(51 - 118)	23	(0-51)	SW846 8270C
Fluorene	65	(51 - 119)			SW846 8270C
	82	(51 - 119)	23	(0-51)	SW846 8270C
4-Nitroaniline	63	(20 - 122)			SW846 8270C
	69	(20 - 122)	9.7	(0-99)	SW846 8270C
4,6-Dinitro-2-methylphenol	53	(40 - 130)			SW846 8270C
	74	(40 - 130)	34	(0-99)	SW846 8270C
N-Nitrosodiphenylamine	49	(49 - 117)			SW846 8270C
	66	(49 - 117)	31	(0-51)	SW846 8270C
4-Bromophenyl phenyl ether	71	(51 - 119)			SW846 8270C
	87	(51 - 119)	20	(0-51)	SW846 8270C
Hexachlorobenzene	71	(48 - 123)			SW846 8270C
	89	(48 - 123)	22	(0-51)	SW846 8270C
Pentachlorophenol	**42**	**(38 - 137)**			**SW846 8270C**
	72	**(38 - 137)**	**54**	**(0-56)**	**SW846 8270C**
Phenanthrene	66	(52 - 117)			SW846 8270C
	82	(52 - 117)	22	(0-51)	SW846 8270C
Anthracene	64	(49 - 118)			SW846 8270C
	78	(49 - 118)	20	(0-51)	SW846 8270C
Carbazole	67	(48 - 119)			SW846 8270C
	73	(48 - 119)	8.6	(0-53)	SW846 8270C

(Continued on next page)

MATRIX SPIKE SAMPLE EVALUATION REPORT

GC/MS Semivolatiles

Client Lot #...: A7G120309 **Work Order #...:** J2Q8W1AF-MS **Matrix.....:** WG
MS Lot-Sample #: A7G120309-001 J2Q8W1AG-MSD

PARAMETER	PERCENT RECOVERY	RECOVERY LIMITS	RPD	RPD LIMITS	METHOD
Di-n-butyl phthalate	71	(41 - 121)			SW846 8270C
	89	(41 - 121)	22	(0-53)	SW846 8270C
Fluoranthene	74	(49 - 122)			SW846 8270C
	94	(49 - 122)	24	(0-53)	SW846 8270C
Pyrene	**71**	**(27 - 138)**			**SW846 8270C**
	83	**(27 - 138)**	**16**	**(0-31)**	**SW846 8270C**
Butyl benzyl phthalate	72	(41 - 127)			SW846 8270C
	85	(41 - 127)	17	(0-84)	SW846 8270C
3,3'-Dichlorobenzidine	26	(19 - 111)			SW846 8270C
	32	(19 - 111)	23	(0-99)	SW846 8270C
Benzo(a)anthracene	67	(48 - 115)			SW846 8270C
	81	(48 - 115)	19	(0-51)	SW846 8270C
Chrysene	71	(49 - 118)			SW846 8270C
	85	(49 - 118)	19	(0-52)	SW846 8270C
bis(2-Ethylhexyl) phthalate	71	(43 - 128)			SW846 8270C
	81	(43 - 128)	13	(0-84)	SW846 8270C
Di-n-octyl phthalate	77	(39 - 144)			SW846 8270C
	87	(39 - 144)	12	(0-89)	SW846 8270C
Benzo(b)fluoranthene	76	(44 - 123)			SW846 8270C
	85	(44 - 123)	12	(0-54)	SW846 8270C
Benzo(k)fluoranthene	70	(46 - 123)			SW846 8270C
	92	(46 - 123)	27	(0-53)	SW846 8270C
Benzo(a)pyrene	71	(44 - 122)			SW846 8270C
	84	(44 - 122)	17	(0-51)	SW846 8270C
Indeno(1,2,3-cd)pyrene	73	(39 - 126)			SW846 8270C
	88	(39 - 126)	20	(0-59)	SW846 8270C
Dibenz(a,h)anthracene	76	(45 - 127)			SW846 8270C
	91	(45 - 127)	18	(0-57)	SW846 8270C
Benzo(ghi)perylene	73	(44 - 122)			SW846 8270C
	88	(44 - 122)	19	(0-55)	SW846 8270C
Atrazine	85	(30 - 120)			SW846 8270C
	97	(30 - 120)	13	(0-20)	SW846 8270C
Benzaldehyde	78	(30 - 120)			SW846 8270C
	78	(30 - 120)	0.14	(0-20)	SW846 8270C
Acetophenone	69	(30 - 120)			SW846 8270C
	69	(30 - 120)	0.74	(0-20)	SW846 8270C
1,1'-Biphenyl	60	(30 - 120)			SW846 8270C
	72	(30 - 120)	19	(0-20)	SW846 8270C
Caprolactam	61	(30 - 120)			SW846 8270C
	83 p	(30 - 120)	31	(0-20)	SW846 8270C

(Continued on next page)

MATRIX SPIKE SAMPLE EVALUATION REPORT

GC/MS Semivolatiles

Client Lot #...: A7G120309 **Work Order #...:** J2Q8W1AF-MS **Matrix.....:** WG
MS Lot-Sample #: A7G120309-001 J2Q8W1AG-MSD

SURROGATE	PERCENT RECOVERY	RECOVERY LIMITS
Nitrobenzene-d5	65	(27 - 111)
	65	(27 - 111)
2-Fluorobiphenyl	58	(28 - 110)
	69	(28 - 110)
Terphenyl-d14	69	(37 - 119)
	83	(37 - 119)
Phenol-d5	58	(10 - 110)
	66	(10 - 110)
2-Fluorophenol	32	(10 - 110)
	40	(10 - 110)
2,4,6-Tribromophenol	69	(22 - 120)
	85	(22 - 120)

NOTE(S):

Calculations are performed before rounding to avoid round-off errors in calculated results.

Bold print denotes control parameters

p Relative percent difference (RPD) is outside stated control limits.

a Spiked analyte recovery is outside stated control limits.

Environmental Quality Mgt., Inc.

Client Sample ID: FWGBKGmw-017C-0469-GW

GC Semivolatiles

Lot-Sample #...: A7G120309-001 **Work Order #...:** J2Q8W1AH **Matrix.....:** WG
Date Sampled...: 07/12/07 09:15 **Date Received..:** 07/12/07
Prep Date.....: 07/15/07 **Analysis Date..:** 07/18/07
Prep Batch #...: 7195085
Dilution Factor: 1 **Initial Wgt/Vol:** 800 mL **Final Wgt/Vol..:** 2 mL
Method.....: SW846 8081A

PARAMETER	RESULT	REPORTING LIMIT	UNITS	MDL
alpha-BHC	ND	0.030	ug/L	0.0062
beta-BHC	ND	0.030	ug/L	0.0068
delta-BHC	ND	0.030	ug/L	0.0064
gamma-BHC (Lindane)	ND	0.030	ug/L	0.0062
Heptachlor	ND	0.030	ug/L	0.0062
Aldrin	ND	0.030	ug/L	0.0061
Heptachlor epoxide	ND	0.030	ug/L	0.0065
Endosulfan I	ND	0.025	ug/L	0.0072
Dieldrin	ND	0.030	ug/L	0.0067
4,4'-DDE	ND	0.030	ug/L	0.0076
Endrin	ND	0.030	ug/L	0.0074
Endosulfan II	ND	0.025	ug/L	0.0072
4,4'-DDD	ND	0.030	ug/L	0.0085
Endosulfan sulfate	ND	0.030	ug/L	0.0083
4,4'-DDT	ND	0.030	ug/L	0.0086
Methoxychlor	ND	0.10	ug/L	0.010
Endrin ketone	ND	0.030	ug/L	0.013
Endrin aldehyde	ND	0.030	ug/L	0.0091
alpha-Chlordane	ND	0.030	ug/L	0.0073
gamma-Chlordane	ND	0.030	ug/L	0.0065
Toxaphene	ND	2.0	ug/L	0.33

SURROGATE	PERCENT RECOVERY	RECOVERY LIMITS
Tetrachloro-m-xylene	77	(39 - 130)
Decachlorobiphenyl	61	(10 - 147)

Environmental Quality Mgt., Inc.

Client Sample ID: FWGBKGmw-016C-0468-GW

GC Semivolatiles

Lot-Sample #...: A7G120309-003 **Work Order #...:** J2Q9L1AE **Matrix.....:** WG
Date Sampled...: 07/12/07 11:55 **Date Received..:** 07/12/07
Prep Date.....: 07/15/07 **Analysis Date..:** 07/18/07
Prep Batch #...: 7195085
Dilution Factor: 1 **Initial Wgt/Vol:** 910 mL **Final Wgt/Vol..:** 2 mL
Method.....: SW846 8081A

PARAMETER	RESULT	REPORTING LIMIT	UNITS	MDL
alpha-BHC	ND	0.030	ug/L	0.0062
beta-BHC	ND	0.030	ug/L	0.0068
delta-BHC	ND	0.030	ug/L	0.0064
gamma-BHC (Lindane)	ND	0.030	ug/L	0.0062
Heptachlor	ND	0.030	ug/L	0.0062
Aldrin	ND	0.030	ug/L	0.0061
Heptachlor epoxide	ND	0.030	ug/L	0.0065
Endosulfan I	ND	0.025	ug/L	0.0072
Dieldrin	ND	0.030	ug/L	0.0067
4,4'-DDE	ND	0.030	ug/L	0.0076
Endrin	ND	0.030	ug/L	0.0074
Endosulfan II	ND	0.025	ug/L	0.0072
4,4'-DDD	ND	0.030	ug/L	0.0085
Endosulfan sulfate	ND	0.030	ug/L	0.0083
4,4'-DDT	ND	0.030	ug/L	0.0086
Methoxychlor	ND	0.10	ug/L	0.010
Endrin ketone	ND	0.030	ug/L	0.013
Endrin aldehyde	ND	0.030	ug/L	0.0091
alpha-Chlordane	ND	0.030	ug/L	0.0073
gamma-Chlordane	ND	0.030	ug/L	0.0065
Toxaphene	ND	2.0	ug/L	0.33

SURROGATE	PERCENT RECOVERY	RECOVERY LIMITS
Tetrachloro-m-xylene	65	(39 - 130)
Decachlorobiphenyl	68	(10 - 147)

Environmental Quality Mgt., Inc.

Client Sample ID: FWGBKGmw-006C-0462-GW

GC Semivolatiles

Lot-Sample #...: A7G120309-006 **Work Order #...:** J2Q9Q1AE **Matrix.....:** WG
Date Sampled...: 07/12/07 09:33 **Date Received..:** 07/12/07
Prep Date.....: 07/15/07 **Analysis Date..:** 07/18/07
Prep Batch #...: 7195085
Dilution Factor: 1 **Initial Wgt/Vol:** 1050 mL **Final Wgt/Vol..:** 2 mL
Method.....: SW846 8081A

PARAMETER	RESULT	REPORTING LIMIT	UNITS	MDL
alpha-BHC	ND	0.030	ug/L	0.0062
beta-BHC	ND	0.030	ug/L	0.0068
delta-BHC	ND	0.030	ug/L	0.0064
gamma-BHC (Lindane)	ND	0.030	ug/L	0.0062
Heptachlor	ND	0.030	ug/L	0.0062
Aldrin	ND	0.030	ug/L	0.0061
Heptachlor epoxide	ND	0.030	ug/L	0.0065
Endosulfan I	ND	0.025	ug/L	0.0072
Dieldrin	ND	0.030	ug/L	0.0067
4,4'-DDE	ND	0.030	ug/L	0.0076
Endrin	ND	0.030	ug/L	0.0074
Endosulfan II	ND	0.025	ug/L	0.0072
4,4'-DDD	ND	0.030	ug/L	0.0085
Endosulfan sulfate	ND	0.030	ug/L	0.0083
4,4'-DDT	ND	0.030	ug/L	0.0086
Methoxychlor	ND	0.10	ug/L	0.010
Endrin ketone	ND	0.030	ug/L	0.013
Endrin aldehyde	ND	0.030	ug/L	0.0091
alpha-Chlordane	ND	0.030	ug/L	0.0073
gamma-Chlordane	ND	0.030	ug/L	0.0065
Toxaphene	ND	2.0	ug/L	0.33

SURROGATE	PERCENT RECOVERY	RECOVERY LIMITS
Tetrachloro-m-xylene	69	(39 - 130)
Decachlorobiphenyl	41	(10 - 147)

Environmental Quality Mgt., Inc.

Client Sample ID: FWGBKGmw-018C-0470-GW

GC Semivolatiles

Lot-Sample #...: A7G120309-009 **Work Order #...:** J2Q9V1AE **Matrix.....:** WG
Date Sampled...: 07/12/07 11:20 **Date Received..:** 07/12/07
Prep Date.....: 07/15/07 **Analysis Date..:** 07/18/07
Prep Batch #...: 7195085
Dilution Factor: 1 **Initial Wgt/Vol:** 1050 mL **Final Wgt/Vol..:** 2 mL
Method.....: SW846 8081A

PARAMETER	RESULT	REPORTING LIMIT	UNITS	MDL
alpha-BHC	ND	0.030	ug/L	0.0062
beta-BHC	ND	0.030	ug/L	0.0068
delta-BHC	ND	0.030	ug/L	0.0064
gamma-BHC (Lindane)	ND	0.030	ug/L	0.0062
Heptachlor	ND	0.030	ug/L	0.0062
Aldrin	ND	0.030	ug/L	0.0061
Heptachlor epoxide	ND	0.030	ug/L	0.0065
Endosulfan I	ND	0.025	ug/L	0.0072
Dieldrin	ND	0.030	ug/L	0.0067
4,4'-DDE	ND	0.030	ug/L	0.0076
Endrin	ND	0.030	ug/L	0.0074
Endosulfan II	ND	0.025	ug/L	0.0072
4,4'-DDD	ND	0.030	ug/L	0.0085
Endosulfan sulfate	ND	0.030	ug/L	0.0083
4,4'-DDT	ND	0.030	ug/L	0.0086
Methoxychlor	ND	0.10	ug/L	0.010
Endrin ketone	ND	0.030	ug/L	0.013
Endrin aldehyde	ND	0.030	ug/L	0.0091
alpha-Chlordane	ND	0.030	ug/L	0.0073
gamma-Chlordane	ND	0.030	ug/L	0.0065
Toxaphene	ND	2.0	ug/L	0.33

SURROGATE	PERCENT RECOVERY	RECOVERY LIMITS
Tetrachloro-m-xylene	70	(39 - 130)
Decachlorobiphenyl	96	(10 - 147)

Environmental Quality Mgt., Inc.

Client Sample ID: FWGEQUIPRinse4-0504-GW

GC Semivolatiles

Lot-Sample #...: A7G120309-010 **Work Order #...:** J2Q9W1AE **Matrix.....:** WQ
Date Sampled...: 07/12/07 12:10 **Date Received..:** 07/12/07
Prep Date.....: 07/15/07 **Analysis Date..:** 07/19/07
Prep Batch #...: 7195085
Dilution Factor: 1 **Initial Wgt/Vol:** 1030 mL **Final Wgt/Vol..:** 2 mL
Method.....: SW846 8081A

PARAMETER	RESULT	REPORTING LIMIT	UNITS	MDL
alpha-BHC	ND	0.030	ug/L	0.0062
beta-BHC	ND	0.030	ug/L	0.0068
delta-BHC	ND	0.030	ug/L	0.0064
gamma-BHC (Lindane)	ND	0.030	ug/L	0.0062
Heptachlor	ND	0.030	ug/L	0.0062
Aldrin	ND	0.030	ug/L	0.0061
Heptachlor epoxide	ND	0.030	ug/L	0.0065
Endosulfan I	ND	0.025	ug/L	0.0072
Dieldrin	ND	0.030	ug/L	0.0067
4,4'-DDE	ND	0.030	ug/L	0.0076
Endrin	ND	0.030	ug/L	0.0074
Endosulfan II	ND	0.025	ug/L	0.0072
4,4'-DDD	ND	0.030	ug/L	0.0085
Endosulfan sulfate	ND	0.030	ug/L	0.0083
4,4'-DDT	ND	0.030	ug/L	0.0086
Methoxychlor	ND	0.10	ug/L	0.010
Endrin ketone	ND	0.030	ug/L	0.013
Endrin aldehyde	ND	0.030	ug/L	0.0091
alpha-Chlordane	ND	0.030	ug/L	0.0073
gamma-Chlordane	ND	0.030	ug/L	0.0065
Toxaphene	ND	2.0	ug/L	0.33

SURROGATE	PERCENT RECOVERY	RECOVERY LIMITS
Tetrachloro-m-xylene	71	(39 - 130)
Decachlorobiphenyl	95	(10 - 147)

Environmental Quality Mgt., Inc.

Client Sample ID: FWGBKGmw-019C-0471-GW

GC Semivolatiles

Lot-Sample #...: A7G120309-012 **Work Order #...:** J2Q901AE **Matrix.....:** WG
Date Sampled...: 07/11/07 18:30 **Date Received..:** 07/12/07
Prep Date.....: 07/15/07 **Analysis Date..:** 07/19/07
Prep Batch #...: 7195085
Dilution Factor: 1 **Initial Wgt/Vol:** 1040 mL **Final Wgt/Vol..:** 2 mL
Method.....: SW846 8081A

PARAMETER	RESULT	REPORTING LIMIT	UNITS	MDL
alpha-BHC	ND	0.030	ug/L	0.0062
beta-BHC	ND	0.030	ug/L	0.0068
delta-BHC	ND	0.030	ug/L	0.0064
gamma-BHC (Lindane)	ND	0.030	ug/L	0.0062
Heptachlor	ND	0.030	ug/L	0.0062
Aldrin	ND	0.030	ug/L	0.0061
Heptachlor epoxide	ND	0.030	ug/L	0.0065
Endosulfan I	ND	0.025	ug/L	0.0072
Dieldrin	ND	0.030	ug/L	0.0067
4,4'-DDE	ND	0.030	ug/L	0.0076
Endrin	ND	0.030	ug/L	0.0074
Endosulfan II	ND	0.025	ug/L	0.0072
4,4'-DDD	ND	0.030	ug/L	0.0085
Endosulfan sulfate	ND	0.030	ug/L	0.0083
4,4'-DDT	ND	0.030	ug/L	0.0086
Methoxychlor	ND	0.10	ug/L	0.010
Endrin ketone	ND	0.030	ug/L	0.013
Endrin aldehyde	ND	0.030	ug/L	0.0091
alpha-Chlordane	ND	0.030	ug/L	0.0073
gamma-Chlordane	ND	0.030	ug/L	0.0065
Toxaphene	ND	2.0	ug/L	0.33

SURROGATE	PERCENT RECOVERY	RECOVERY LIMITS
Tetrachloro-m-xylene	70	(39 - 130)
Decachlorobiphenyl	39	(10 - 147)

Environmental Quality Mgt., Inc.

Client Sample ID: FWGBKGmw-005C-0461-GW

GC Semivolatiles

Lot-Sample #...: A7G120309-015 **Work Order #...:** J2Q941AE **Matrix.....:** WG
Date Sampled...: 07/12/07 08:55 **Date Received..:** 07/12/07
Prep Date.....: 07/15/07 **Analysis Date..:** 07/19/07
Prep Batch #...: 7195085
Dilution Factor: 1 **Initial Wgt/Vol:** 1050 mL **Final Wgt/Vol..:** 2 mL
Method.....: SW846 8081A

PARAMETER	RESULT	REPORTING LIMIT	UNITS	MDL
alpha-BHC	ND	0.030	ug/L	0.0062
beta-BHC	ND	0.030	ug/L	0.0068
delta-BHC	ND	0.030	ug/L	0.0064
gamma-BHC (Lindane)	ND	0.030	ug/L	0.0062
Heptachlor	ND	0.030	ug/L	0.0062
Aldrin	ND	0.030	ug/L	0.0061
Heptachlor epoxide	ND	0.030	ug/L	0.0065
Endosulfan I	ND	0.025	ug/L	0.0072
Dieldrin	ND	0.030	ug/L	0.0067
4,4'-DDE	ND	0.030	ug/L	0.0076
Endrin	ND	0.030	ug/L	0.0074
Endosulfan II	ND	0.025	ug/L	0.0072
4,4'-DDD	ND	0.030	ug/L	0.0085
Endosulfan sulfate	ND	0.030	ug/L	0.0083
4,4'-DDT	ND	0.030	ug/L	0.0086
Methoxychlor	ND	0.10	ug/L	0.010
Endrin ketone	ND	0.030	ug/L	0.013
Endrin aldehyde	ND	0.030	ug/L	0.0091
alpha-Chlordane	ND	0.030	ug/L	0.0073
gamma-Chlordane	ND	0.030	ug/L	0.0065
Toxaphene	ND	2.0	ug/L	0.33

SURROGATE	PERCENT RECOVERY	RECOVERY LIMITS
Tetrachloro-m-xylene	72	(39 - 130)
Decachlorobiphenyl	51	(10 - 147)

Environmental Quality Mgt., Inc.

Client Sample ID: FWGBKGmw-015C-0467-GW

GC Semivolatiles

Lot-Sample #...: A7G120309-017 **Work Order #...:** J2Q991AE **Matrix.....:** WG
Date Sampled...: 07/12/07 10:30 **Date Received..:** 07/12/07
Prep Date.....: 07/15/07 **Analysis Date..:** 07/19/07
Prep Batch #...: 7195085
Dilution Factor: 1 **Initial Wgt/Vol:** 980 mL **Final Wgt/Vol..:** 2 mL
Method.....: SW846 8081A

PARAMETER	RESULT	REPORTING LIMIT	UNITS	MDL
alpha-BHC	ND	0.030	ug/L	0.0062
beta-BHC	ND	0.030	ug/L	0.0068
delta-BHC	ND	0.030	ug/L	0.0064
gamma-BHC (Lindane)	ND	0.030	ug/L	0.0062
Heptachlor	ND	0.030	ug/L	0.0062
Aldrin	ND	0.030	ug/L	0.0061
Heptachlor epoxide	ND	0.030	ug/L	0.0065
Endosulfan I	ND	0.025	ug/L	0.0072
Dieldrin	ND	0.030	ug/L	0.0067
4,4'-DDE	ND	0.030	ug/L	0.0076
Endrin	ND	0.030	ug/L	0.0074
Endosulfan II	ND	0.025	ug/L	0.0072
4,4'-DDD	ND	0.030	ug/L	0.0085
Endosulfan sulfate	ND	0.030	ug/L	0.0083
4,4'-DDT	ND	0.030	ug/L	0.0086
Methoxychlor	ND	0.10	ug/L	0.010
Endrin ketone	ND	0.030	ug/L	0.013
Endrin aldehyde	ND	0.030	ug/L	0.0091
alpha-Chlordane	ND	0.030	ug/L	0.0073
gamma-Chlordane	ND	0.030	ug/L	0.0065
Toxaphene	ND	2.0	ug/L	0.33

SURROGATE	PERCENT RECOVERY	RECOVERY LIMITS
Tetrachloro-m-xylene	70	(39 - 130)
Decachlorobiphenyl	98	(10 - 147)

FORM 8
PESTICIDES ANALYTICAL SEQUENCE

Lab Name: STL - NORTH CANTON Contract:

Lab Code: STLCAN Case No.: SAS No.: SDG No.: A7G120309

GC Column: CLP PESTICIDES ID: 0.53 (mm) Init. Calib. Date(s): 07/02/07 07/17/07

Instrument ID: A2HP3

THE ANALYTICAL SEQUENCE OF PERFORMANCE EVALUATION MIXTURES, BLANKS, SAMPLES, AND STANDARDS IS GIVEN BELOW:

	MEAN SURROGATE RT FROM INITIAL CALIBRATION					
	CLIENT SAMPLE NO.	LAB SAMPLE ID	DATE ANALYZED	TIME ANALYZED	RT #	RT #
01		TOX3 E080	07/18/07	1315		
02		PEM	07/18/07	2041		
03		AB3 E113	07/18/07	2105		
04		MRL	07/18/07	2130		
05	FWGBKGMW-017	J2Q8W1AH	07/18/07	2155		
06	FWGBKGMW-017	J2Q8W1AJ	07/18/07	2219		
07	FWGBKGMW-017	J2Q8W1AK	07/18/07	2244		
08	FWGBKGMW-016	J2Q9L1AE	07/18/07	2308		
09	FWGBKGMW-006	J2Q9Q1AE	07/18/07	2333		
10	FWGBKGMW-018	J2Q9V1AE	07/18/07	2358		
11	FWGEQUIPRINS	J2Q9W1AE	07/19/07	0022		
12	FWGBKGMW-019	J2Q901AE	07/19/07	0047		
13	FWGBKGMW-005	J2Q941AE	07/19/07	0112		
14	FWGBKGMW-015	J2Q991AE	07/19/07	0136		
15	J2XELBLK	J2XEL1AA	07/19/07	0201		
16	J2XELCHK	J2XEL1AC	07/19/07	0226		
17		PEM	07/19/07	0250		
18		AB3 E113	07/19/07	0315		
19		MRL	07/19/07	0340		
20		TOX3 E080	07/19/07	0836		
21						
22						
23						
24						
25						
26						
27						
28						
29						
30						
31						
32						

QC LIMITS

Column used to flag retention time values with an asterisk.
* Values outside of QC limits.

STL North Canton

CONTINUING CALIBRATION COMPOUNDS

Instrument ID: a2hp3.i Injection Date: 18-JUL-2007 13:15
Lab File ID: 005F0501.D Init. Cal. Date(s): 02-JUL-2007 17-JUL-2007
Analysis Type: Init. Cal. Times: 17:29 14:19
Lab Sample ID: TOX3 E080 Quant Type: ESTD
Method: \\Cansvr11\dd\chem\GCS\a2hp3.i\70718-1.b\PEST3.m

COMPOUND	RRF / AMOUNT	RF0.025	CCAL RRF0.025	MIN RRF	%D / %DRIFT	MAX %D / %DRIFT	CURVE TYPE	
19 Toxaphene(1)	2404155	2177349	2177349	0.010	9.43392	15.00000	Averaged	
(2)	2713887	2458929	2458929	0.010	9.39457	15.00000	Averaged	
(3)	3440703	3138286	3138286	0.010	8.78940	15.00000	Averaged	
(4)	2844478	2544094	2544094	0.010	10.56024	15.00000	Averaged	
(5)	2225172	1871230	1871230	0.010	15.90629	15.00000	Averaged	<-

STL North Canton

CONTINUING CALIBRATION COMPOUNDS

Instrument ID: a2hp3.i Injection Date: 18-JUL-2007 13:15
Lab File ID: 005F0501.D Init. Cal. Date(s): 02-JUL-2007 18-JUL-2007
Analysis Type: Init. Cal. Times: 17:29 14:05
Lab Sample ID: TOX3 E080 Quant Type: ESTD
Method: \\Cansvr11\dd\chem\GCS\a2hp3.i\70718-1.b\PEST3.m\pest3r.m

COMPOUND	RRF / AMOUNT	RF0.025	CCAL RRF0.025	MIN RRF	%D / %DRIFT	MAX %D / %DRIFT	CURVE TYPE	
19 Toxaphene (1)	7231912	6715749	6715749	0.010	7.13729	15.00000	Averaged	
(2)	7291732	6765685	6765685	0.010	7.21429	15.00000	Averaged	
(3)	7843652	6518673	6518673	0.010	16.89238	15.00000	Averaged	<-
(4)	5877443	4636016	4636016	0.010	21.12188	15.00000	Averaged	<-
(5)	4859020	3690077	3690077	0.010	24.05718	15.00000	Averaged	<-

$\frac{76.4232}{5} = 15.3\%$

STL North Canton

CONTINUING CALIBRATION COMPOUNDS

Instrument ID: a2hp3.i Injection Date: 18-JUL-2007 21:05
Lab File ID: 024F2401.D Init. Cal. Date(s): 02-JUL-2007 17-JUL-2007
Analysis Type: Init. Cal. Times: 17:29 14:19
Lab Sample ID: AB3 E113 Quant Type: ESTD
Method: \\cansvr11\dd\chem\GCS\a2hp3.i\70718-1.b\PEST3.m

COMPOUND	RRF / AMOUNT	RF0.025	CCAL RRF0.025	MIN RRF	%D / %DRIFT	MAX %D / %DRIFT	CURVE TYPE	
$ 1 Tetrachloro-m-xylene	114817309	118878320	118878320	0.000	-3.53693	15.00000	Averaged	
4 alpha-BHC	153858978	182974640	182974640	0.010	[illegible]	15.00000	Averaged	<-
5 gamma-BHC (lindane)	132249281	155633000	155633000	0.010	[illegible]	15.00000	Averaged	<-
6 beta-BHC	49813524	60607800	60607800	0.010	[illegible]	15.00000	Averaged	<-
7 delta-BHC	108738070	135083360	135083360	0.010	[illegible]	15.00000	Averaged	<-
9 Heptachlor	106871267	125393280	125393280	0.010	[illegible]	15.00000	Averaged	<-
10 Aldrin	105952328	122423800	122423800	0.010	[illegible]	15.00000	Averaged	<-
12 Heptachlor epoxide	73364767	86707840	86707840	0.010	[illegible]	15.00000	Averaged	<-
13 gamma-Chlordane	75450090	88670360	88670360	0.010	[illegible]	15.00000	Averaged	<-
14 alpha-Chlordane	83635592	96505520	96505520	0.010	-15.38810	15.00000	Averaged	<-
16 4,4'-DDE	244832417	273637520	273637520	0.010	-11.76523	15.00000	Averaged	
15 Endosulfan I	188317164	218930760	218930760	0.010	[illegible]	15.00000	Averaged	<-
17 Dieldrin	96159653	111824200	111824200	0.010	[illegible]	15.00000	Averaged	<-
20 Endrin	177601669	226098840	226098840	0.010	[illegible]	15.00000	Averaged	<-
22 4,4'-DDD	140812778	171091600	171091600	0.010	[illegible]	15.00000	Averaged	<-
23 Endosulfan II	81444194	91932560	91932560	0.010	-12.87798	15.00000	Averaged	
24 4,4'-DDT	161404565	164315960	164315960	0.010	-1.80379	15.00000	Averaged	
26 Endrin aldehyde	147897995	143893120	143893120	0.010	2.70786	15.00000	Averaged	
27 Methoxychlor	34765263	39792280	39792280	0.010	-14.45989	15.00000	Averaged	
28 Endosulfan sulfate	80103950	90194680	90194680	0.010	-12.59704	15.00000	Averaged	
29 Endrin ketone	186138163	175420040	175420040	0.010	5.75815	15.00000	Averaged	
$ 30 Decachlorobiphenyl	93656519	82459840	82459840	0.010	11.95505	15.00000	Averaged	

$309.80335 / 20 = 15.5$

STL North Canton

CONTINUING CALIBRATION COMPOUNDS

Instrument ID: a2hp3.i Injection Date: 18-JUL-2007 21:05
Lab File ID: 024F2401.D Init. Cal. Date(s): 02-JUL-2007 17-JUL-2007
Analysis Type: Init. Cal. Times: 17:29 14:19
Lab Sample ID: AB3 E113 Quant Type: ESTD
Method: \\cansvr11\dd\chem\GCS\a2hp3.i\70718-1.b\PEST3.m\pest3r.m

COMPOUND	RRF / AMOUNT	RF0.025	CCAL RRF0.025	MIN RRF	%D / %DRIFT	MAX %D / %DRIFT	CURVE TYPE	
$ 1 Tetrachloro-m-xylene	426989699	409760840	409760840	0.000	4.03496	15.00000	Averaged	
4 alpha-BHC	994278268	1.068e+09	1.068e+09	0.010	-7.43148	15.00000	Averaged	
5 gamma-BHC (Lindane)	430521703	462291000	462291000	0.010	-7.37926	15.00000	Averaged	
6 beta-BHC	150750367	170550960	170550960	0.010	-13.13469	15.00000	Averaged	
7 delta-BHC	318440583	365811840	365811840	0.010	-14.87601	15.00000	Averaged	
8 Heptachlor	326165136	348064520	348064520	0.010	-6.71420	15.00000	Averaged	
10 Aldrin	323190136	345630880	345630880	0.010	-6.94351	15.00000	Averaged	
12 Heptachlor epoxide	326412251	365345000	365345000	0.010	-11.92748	15.00000	Averaged	
13 gamma-Chlordane	321749972	360117520	360117520	0.010	-11.92465	15.00000	Averaged	
14 alpha-Chlordane	335051670	359787520	359787520	0.010	-7.38270	15.00000	Averaged	
16 4,4'-DDE	671272759	713333960	713333960	0.010	-6.26589	15.00000	Averaged	
15 Endosulfan I	588425714	630109560	630109560	0.010	-7.08396	15.00000	Averaged	
17 Dieldrin	344914572	375796000	375796000	0.010	-8.95336	15.00000	Averaged	
20 Endrin	468071848	561763520	561763520	0.010	-20.01652	15.00000	Averaged	<-
22 4,4'-DDD	361315335	410901240	410901240	0.010	-13.72372	15.00000	Averaged	
23 Endosulfan II	272864502	285020680	285020680	0.010	-4.45502	15.00000	Averaged	
24 4,4'-DDT	361949714	349024280	349024280	0.010	3.57106	15.00000	Averaged	
25 Endrin aldehyde	375529490	342104800	342104800	0.010	8.90068	15.00000	Averaged	
26 Endosulfan sulfate	242210912	254736720	254736720	0.010	-5.17145	15.00000	Averaged	
28 Methoxychlor	159949903	151213720	151213720	0.010	5.46182	15.00000	Averaged	
29 Endrin ketone	391591612	356268760	356268760	0.010	9.02033	15.00000	Averaged	
$ 30 Decachlorobiphenyl	216659150	175669040	175669040	0.010	18.91917	15.00000	Averaged	<-

$180.33182 = 9.0$
20

Data File: \\cansvr11\dd\chem\GCS\a2hp3.i\70718-1.b\025F2501.D Page 1
Report Date: 19-Jul-2007 10:45

STL North Canton

CONTINUING CALIBRATION COMPOUNDS

Instrument ID: a2hp3.i Injection Date: 18-JUL-2007 21:30
Lab File ID: 025F2501.D Init. Cal. Date(s): 02-JUL-2007 17-JUL-2007
Analysis Type: Init. Cal. Times: 17:29 14:19
Lab Sample ID: MRL Quant Type: ESTD
Method: \\cansvr11\dd\chem\GCS\a2hp3.i\70718-1.b\PEST3.m

COMPOUND	RRF / AMOUNT	RF0.005	CCAL RRF0.005	MIN RRF	%D / %DRIFT	MAX %D / %DRIFT	CURVE TYPE	
$ 1 Tetrachloro-m-xylene	114817309	125476400	125476400	0.000	-9.28352	15.00000	Averaged	
4 alpha-BHC	153858978	176363800	176363800	0.010	-14.62691	15.00000	Averaged	
5 gamma-BHC (Lindane)	132249281	150109400	150109400	0.010	-13.50489	15.00000	Averaged	
6 beta-BHC	49813524	65061200	65061200	0.010	-20.60951	15.00000	Averaged	<- 130.6
7 delta-BHC	108738070	128021600	128021600	0.010	-17.73393	15.00000	Averaged	<-
9 Heptachlor	106871267	130006600	130006600	0.010	-21.64785	15.00000	Averaged	<-
10 Aldrin	105952328	124620800	124620800	0.010	-17.61969	15.00000	Averaged	<-
12 Heptachlor epoxide	73364767	91895200	91895200	0.010	-25.25795	15.00000	Averaged	<-
13 gamma-Chlordane	75450090	91980200	91980200	0.010	-21.90867	15.00000	Averaged	<-
14 alpha-Chlordane	83635592	100491800	100491800	0.010	-20.15435	15.00000	Averaged	<-
16 4,4'-DDE	244832417	287880200	287880200	0.010	-17.58255	15.00000	Averaged	<-
15 Endosulfan I	188317164	230893600	230893600	0.010	-22.60890	15.00000	Averaged	<-
17 Dieldrin	96159653	116296800	116296800	0.010	-20.94137	15.00000	Averaged	<-
20 Endrin	177601669	233820400	233820400	0.010	-31.65439	15.00000	Averaged	<- 131.0
22 4,4'-DDD	140812778	168658800	168658800	0.010	-19.77521	15.00000	Averaged	<-
23 Endosulfan II	81444194	95871200	95871200	0.010	-17.71398	15.00000	Averaged	<-
24 4,4'-DDT	161404565	162812200	162812200	0.010	-0.87212	15.00000	Averaged	
26 Endrin aldehyde	147897995	150452000	150452000	0.010	-1.72687	15.00000	Averaged	
27 Methoxychlor	34765263	40962000	40962000	0.010	-17.82451	15.00000	Averaged	<-
28 Endosulfan sulfate	80103950	95618400	95618400	0.010	-19.36790	15.00000	Averaged	<-
29 Endrin ketone	186138163	193452800	193452800	0.010	-3.92968	15.00000	Averaged	
$ 30 Decachlorobiphenyl	93656519	92889200	92889200	0.010	0.81929	15.00000	Averaged	

STL North Canton

CONTINUING CALIBRATION COMPOUNDS

Instrument ID: a2hp3.i Injection Date: 19-JUL-2007 03:15
Lab File ID: 039F3901.D Init. Cal. Date(s): 02-JUL-2007 17-JUL-2007
Analysis Type: Init. Cal. Times: 17:29 14:19
Lab Sample ID: AB3 E113 Quant Type: ESTD
Method: \\cansvr11\dd\chem\GCS\a2hp3.i\70718-1.b\PEST3.m

COMPOUND	RRF / AMOUNT	RF0.025	CCAL RRF0.025	MIN RRF	%D / %DRIFT	MAX %D / %DRIFT	CURVE TYPE	
$ 1 Tetrachloro-m-xylene	114817309	115353320	115353320	0.000	-0.46684	15.00000	Averaged	
4 alpha-BHC	153858978	171274680	171274680	0.010	-11.31926	15.00000	Averaged	
5 gamma-BHC (Lindane)	132249281	145548440	145548440	0.010	-10.05613	15.00000	Averaged	
6 beta-BHC	49813524	56715720	56715720	0.010	-13.85607	15.00000	Averaged	
7 delta-BHC	108738070	127485160	127485160	0.010	-17.24059	15.00000	Averaged	<-
9 Heptachlor	106871267	120595080	120595080	0.010	-12.84144	15.00000	Averaged	
10 Aldrin	105952328	117792640	117792640	0.010	-11.17513	15.00000	Averaged	
12 Heptachlor epoxide	73364767	83025160	83025160	0.010	-13.16762	15.00000	Averaged	
13 gamma-Chlordane	75450090	84687920	84687920	0.010	-12.24363	15.00000	Averaged	
14 alpha-Chlordane	83635592	92728160	92728160	0.010	-10.87165	15.00000	Averaged	
16 4,4'-DDE	244832417	268433360	268433360	0.010	-9.63963	15.00000	Averaged	
15 Endosulfan I	188317164	210385040	210385040	0.010	-11.71846	15.00000	Averaged	
17 Dieldrin	96159653	108592960	108592960	0.010	-12.92986	15.00000	Averaged	
20 Endrin	177601669	219467240	219467240	0.010	-23.50274	15.00000	Averaged	<-
22 4,4'-DDD	140812778	162996120	162996120	0.010	-15.75378	15.00000	Averaged	<-
23 Endosulfan II	81444194	89289840	89289840	0.010	-9.63316	15.00000	Averaged	
24 4,4'-DDT	161404565	161860280	161860280	0.010	-0.28234	15.00000	Averaged	
26 Endrin aldehyde	147897995	139617960	139617960	0.010	5.59848	15.00000	Averaged	
27 Methoxychlor	34765263	37858520	37858520	0.010	-8.89755	15.00000	Averaged	
28 Endosulfan sulfate	80103950	85392400	85392400	0.010	-6.60198	15.00000	Averaged	
29 Endrin ketone	186138163	170116360	170116360	0.010	8.60748	15.00000	Averaged	
$ 30 Decachlorobiphenyl	93656519	81388320	81388320	0.010	13.09914	15.00000	Averaged	

$\frac{226.00699}{20} = 11.3$

STL North Canton

CONTINUING CALIBRATION COMPOUNDS

Instrument ID: a2hp3.i Injection Date: 19-JUL-2007 03:15
Lab File ID: 039F3901.D Init. Cal. Date(s): 02-JUL-2007 17-JUL-2007
Analysis Type: Init. Cal. Times: 17:29 14:19
Lab Sample ID: AB3 E113 Quant Type: ESTD
Method: \\cansvr11\dd\chem\GCS\a2hp3.i\70718-1.b\PEST3.m\pest3r.m

COMPOUND	RRF / AMOUNT	RF0.025	CCAL RRF0.025	MIN RRF	%D / %DRIFT	MAX %D / %DRIFT	CURVE TYPE	
$ 1 Tetrachloro-m-xylene	426989699	393286680	393286680	0.000	7.89317	15.00000	Averaged	
4 alpha-BHC	994278268	1.020e+09	1.020e+09	0.010	-2.62822	15.00000	Averaged	
5 gamma-BHC (Lindane)	430521703	438498920	438498920	0.010	-1.85292	15.00000	Averaged	
6 beta-BHC	150750367	159887160	159887160	0.010	-6.06088	15.00000	Averaged	
7 delta-BHC	318440583	338013680	338013680	0.010	-6.14655	15.00000	Averaged	
8 Heptachlor	326165136	333022600	333022600	0.010	-2.10245	15.00000	Averaged	
10 Aldrin	323190136	333846560	333846560	0.010	-3.29726	15.00000	Averaged	
12 Heptachlor epoxide	326412251	354668480	354668480	0.010	-8.65661	15.00000	Averaged	
13 gamma-Chlordane	321749972	343337000	343337000	0.010	-6.70926	15.00000	Averaged	
14 alpha-Chlordane	335051670	354091160	354091160	0.010	-5.68255	15.00000	Averaged	
16 4,4'-DDE	671272759	704741040	704741040	0.010	-4.98579	15.00000	Averaged	
15 Endosulfan I	588425714	611290800	611290800	0.010	-3.88581	15.00000	Averaged	
17 Dieldrin	344914572	366638520	366638520	0.010	-6.29836	15.00000	Averaged	
20 [redacted]	468071848	556654720	556654720	0.010	[redacted]	15.00000	Averaged	<-
22 4,4'-DDD	361315335	401276680	401276680	0.010	-11.05996	15.00000	Averaged	
23 Endosulfan II	272864502	281376800	281376800	0.010	-3.11961	15.00000	Averaged	
24 4,4'-DDT	361949714	347651280	347651280	0.010	3.95039	15.00000	Averaged	
25 Endrin aldehyde	375529490	336549040	336549040	0.010	10.38013	15.00000	Averaged	
26 Endosulfan sulfate	242210912	245873720	245873720	0.010	-1.51224	15.00000	Averaged	
28 Methoxychlor	159949903	151849920	151849920	0.010	5.06407	15.00000	Averaged	
29 Endrin ketone	391591612	347855080	347855080	0.010	11.16891	15.00000	Averaged	
$ 30 Decachlorobiphenyl	216659150	169916360	169916360	0.010	21.57434	15.00000	Averaged	<-

123.48703 / 20 = 6.2

STL North Canton

CONTINUING CALIBRATION COMPOUNDS

Instrument ID: a2hp3.i Injection Date: 19-JUL-2007 03:40
Lab File ID: 040F4001.D Init. Cal. Date(s): 02-JUL-2007 17-JUL-2007
Analysis Type: Init. Cal. Times: 17:29 14:19
Lab Sample ID: MRL Quant Type: ESTD
Method: \\cansvr11\dd\chem\GCS\a2hp3.i\70718-1.b\PEST3.m

COMPOUND	RRF / AMOUNT	RF0.005	CCAL RRF0.005	MIN RRF	%D / %DRIFT	MAX %D / %DRIFT	CURVE TYPE	
$ 1 Tetrachloro-m-xylene	114817309	133478600	133478600	0.000	-16.25303	15.00000	Averaged	<-
4 alpha-BHC	153858978	175171400	175171400	0.010	-13.85192	15.00000	Averaged	
5 gamma-BHC (Lindane)	132249281	150892200	150892200	0.010	-14.09680	15.00000	Averaged	
6 beta-BHC	49813524	63863800	63863800	0.010	-28.20575	15.00000	Averaged	<-
7 delta-BHC	108738070	123769200	123769200	0.010	-13.82325	15.00000	Averaged	
9 Heptachlor	106871267	127788200	127788200	0.010	-19.57208	15.00000	Averaged	<-
10 Aldrin	105952328	128504000	128504000	0.010	-21.28474	15.00000	Averaged	<-
12 Heptachlor epoxide	73364767	92178800	92178800	0.010	-25.64451	15.00000	Averaged	<-
13 gamma-Chlordane	75450090	92294000	92294000	0.010	-22.32457	15.00000	Averaged	<-
14 alpha-Chlordane	83635592	101118800	101118800	0.010	-20.90403	15.00000	Averaged	<-
16 4,4'-DDE	244832417	292450000	292450000	0.010	-19.44905	15.00000	Averaged	<-
15 Endosulfan I	188317164	231114800	231114800	0.010	-22.72636	15.00000	Averaged	<-
17 Dieldrin	96159653	117570000	117570000	0.010	-22.26542	15.00000	Averaged	<-
20 Endrin	177601669	239461600	239461600	0.010	[illegible]	15.00000	Averaged	<- 134.8
22 4,4'-DDD	140812778	167799600	167799600	0.010	-19.16504	15.00000	Averaged	<-
23 Endosulfan II	81444194	97201600	97201600	0.010	-19.34749	15.00000	Averaged	<-
24 4,4'-DDT	161404565	179834400	179834400	0.010	-11.41841	15.00000	Averaged	
26 Endrin aldehyde	147897995	160222400	160222400	0.010	-8.33304	15.00000	Averaged	
27 Methoxychlor	34765263	44213200	44213200	0.010	-27.17637	15.00000	Averaged	<-
28 Endosulfan sulfate	80103950	97317400	97317400	0.010	-21.48889	15.00000	Averaged	<-
29 Endrin ketone	186138163	203019600	203019600	0.010	-9.06930	15.00000	Averaged	
$ 30 Decachlorobiphenyl	93656519	96098200	96098200	0.010	-2.60706	15.00000	Averaged	

STL North Canton

CONTINUING CALIBRATION COMPOUNDS

Instrument ID: a2hp3.i Injection Date: 19-JUL-2007 08:36
Lab File ID: 052F5201.D Init. Cal. Date(s): 02-JUL-2007 17-JUL-2007
Analysis Type: Init. Cal. Times: 17:29 14:19
Lab Sample ID: TOX3 E080 Quant Type: ESTD
Method: \\cansvr11\dd\chem\GCS\a2hp3.i\70718-1.b\PEST3.m\pest3r.m

COMPOUND	RRF / AMOUNT	RF0.025	CCAL RRF0.025	MIN RRF	%D / %DRIFT	MAX %D / %DRIFT	CURVE TYPE	
19 Toxaphene (1)	7231912	4992182	4992182	0.010	30.97009	15.00000	Averaged	<-
(2)	7291732	4860219	4860219	0.010	33.34616	15.00000	Averaged	<-
(3)	7843652	4357139	4357139	0.010	44.45012	15.00000	Averaged	<-
(4)	5877443	3355584	3355584	0.010	42.90741	15.00000	Averaged	<-
(5)	4859020	2962092	2962092	0.010	39.03931	15.00000	Averaged	<-

190.7/265 = 38/5

METHOD BLANK REPORT

GC Semivolatiles

Client Lot #...: A7G120309 **Work Order #...:** J2XEL1AA **Matrix.....:** WATER
MB Lot-Sample #: A7G140000-085

Prep Date.....: 07/15/07 **Final Wgt/Vol..:** 2 mL
Analysis Date..: 07/19/07 **Prep Batch #...:** 7195085
Dilution Factor: 1 **Initial Wgt/Vol:** 1000 mL

PARAMETER	RESULT	REPORTING LIMIT	UNITS	METHOD
alpha-BHC	ND	0.030	ug/L	SW846 8081A
beta-BHC	ND	0.030	ug/L	SW846 8081A
delta-BHC	ND	0.030	ug/L	SW846 8081A
gamma-BHC (Lindane)	ND	0.030	ug/L	SW846 8081A
Heptachlor	ND	0.030	ug/L	SW846 8081A
Aldrin	ND	0.030	ug/L	SW846 8081A
Heptachlor epoxide	ND	0.030	ug/L	SW846 8081A
Endosulfan I	ND	0.025	ug/L	SW846 8081A
Dieldrin	ND	0.030	ug/L	SW846 8081A
4,4'-DDE	ND	0.030	ug/L	SW846 8081A
Endrin	ND	0.030	ug/L	SW846 8081A
Endosulfan II	ND	0.025	ug/L	SW846 8081A
4,4'-DDD	ND	0.030	ug/L	SW846 8081A
Endosulfan sulfate	ND	0.030	ug/L	SW846 8081A
4,4'-DDT	ND	0.030	ug/L	SW846 8081A
Methoxychlor	ND	0.10	ug/L	SW846 8081A
Endrin ketone	ND	0.030	ug/L	SW846 8081A
Endrin aldehyde	ND	0.030	ug/L	SW846 8081A
alpha-Chlordane	ND	0.030	ug/L	SW846 8081A
gamma-Chlordane	ND	0.030	ug/L	SW846 8081A
Toxaphene	ND	2.0	ug/L	SW846 8081A

SURROGATE	PERCENT RECOVERY	RECOVERY LIMITS
Tetrachloro-m-xylene	80	(39 - 130)
Decachlorobiphenyl	102	(10 - 147)

NOTE(S):

Calculations are performed before rounding to avoid round-off errors in calculated results.

Environmental Quality Mgt., Inc.

Client Sample ID: FWGEQUIPRinse3-0503-GW

GC Semivolatiles

Lot-Sample #...: A7G120101-029 Work Order #...: J2PDE1AD Matrix.....: WQ
Date Sampled...: 07/11/07 15:30 Date Received..: 07/12/07
Prep Date.....: 07/12/07 Analysis Date..: 07/17/07
Prep Batch #...: 7193122
Dilution Factor: 1 Initial Wgt/Vol: 900 mL Final Wgt/Vol..: 2 mL
Method.....: SW846 8081A

PARAMETER	RESULT	REPORTING LIMIT	UNITS	MDL
alpha-BHC	ND	0.030	ug/L	0.0062
beta-BHC	ND	0.030	ug/L	0.0068
delta-BHC	ND	0.030	ug/L	0.0064
gamma-BHC (Lindane)	ND	0.030	ug/L	0.0062
Heptachlor	ND	0.030	ug/L	0.0062
Aldrin	ND	0.030	ug/L	0.0061
Heptachlor epoxide	ND	0.030	ug/L	0.0065
Endosulfan I	ND	0.025	ug/L	0.0072
Dieldrin	ND	0.030	ug/L	0.0067
4,4'-DDE	ND	0.030	ug/L	0.0076
Endrin	ND	0.030	ug/L	0.0074
Endosulfan II	ND	0.025	ug/L	0.0072
4,4'-DDD	ND	0.030	ug/L	0.0085
Endosulfan sulfate	ND	0.030	ug/L	0.0083
4,4'-DDT	ND	0.030	ug/L	0.0086
Methoxychlor	ND	0.10	ug/L	0.010
Endrin ketone	ND	0.030	ug/L	0.013
Endrin aldehyde	ND	0.030	ug/L	0.0091
alpha-Chlordane	ND	0.030	ug/L	0.0073
gamma-Chlordane	ND	0.030	ug/L	0.0065
Toxaphene	ND	2.0	ug/L	0.33

SURROGATE	PERCENT RECOVERY	RECOVERY LIMITS
Tetrachloro-m-xylene	92	(39 - 130)
Decachlorobiphenyl	110	(10 - 147)

Laboratory Control Sample / Laboratory Control Sample Duplicate Outlier Report

Method Batch : 7195085 **Analysis Method :** 8081A **Analysis Date :** 07/19/2007

Preparation Batch : 7195085 **Preparation Type :** 3520C **Preparation Date :** 07/15/2007

Lab Reporting Batch : A7G120309 **Lab ID:** STLCAN

			Reported Values		Project Limits (Percent)			
LCS Lab Sample ID	Matrix	Analyte Name	Percent Recovery	RPD	Rejection Point	Lower Limit	Upper Limit	RPD
A7G140000085C	AQ	Endosulfan I	44		30.00	50.00	160.00	30.00

Associated Samples

Client Sample ID	Lab Sample ID
FWGBKGmw-005C-0461-GW	A7G120309015
FWGBKGmw-006C-0462-GW	A7G120309006
FWGBKGmw-015C-0467-GW	A7G120309017
FWGBKGmw-016C-0468-GW	A7G120309003
FWGBKGmw-017C-0469-GW	A7G120309001
FWGBKGmw-018C-0470-GW	A7G120309009
FWGBKGmw-019C-0471-GW	A7G120309012
FWGEQUIPRinse4-0504-GW	A7G120309010

Scope of Data Qualification: The outlier in the LCS qualifies that analyte in all samples with the same Preparation Batch ID as the LCS

Project Number and Name: 030240.0005 - Ravenna GW

LABORATORY CONTROL SAMPLE EVALUATION REPORT

GC Semivolatiles

Client Lot #...: A7G120309 **Work Order #...:** J2XEL1AC **Matrix.....:** WATER
LCS Lot-Sample#: A7G140000-085
Prep Date.....: 07/15/07 **Analysis Date..:** 07/19/07
Prep Batch #...: 7195085
Dilution Factor: 5 **Final Wgt/Vol..:** 2 mL
Initial Wgt/Vol: 1000 mL

PARAMETER	PERCENT RECOVERY	RECOVERY LIMITS	METHOD
alpha-BHC	95	(44 - 137)	SW846 8081A
beta-BHC	106	(50 - 135)	SW846 8081A
delta-BHC	110	(58 - 160)	SW846 8081A
gamma-BHC (Lindane)	**95**	**(58 - 127)**	**SW846 8081A**
Heptachlor	**87**	**(48 - 150)**	**SW846 8081A**
Aldrin	**95**	**(53 - 128)**	**SW846 8081A**
Heptachlor epoxide	99	(50 - 127)	SW846 8081A
Endosulfan I	44 a	(50 - 160)	SW846 8081A
Dieldrin	**90**	**(50 - 124)**	**SW846 8081A**
4,4'-DDE	102	(50 - 130)	SW846 8081A
Endrin	**114**	**(50 - 137)**	**SW846 8081A**
Endosulfan II	57	(50 - 144)	SW846 8081A
4,4'-DDD	119	(50 - 137)	SW846 8081A
Endosulfan sulfate	102	(50 - 160)	SW846 8081A
4,4'-DDT	**89**	**(50 - 145)**	**SW846 8081A**
Methoxychlor	94	(50 - 160)	SW846 8081A
Endrin ketone	82	(50 - 150)	SW846 8081A
Endrin aldehyde	82	(30 - 160)	SW846 8081A
alpha-Chlordane	101	(50 - 122)	SW846 8081A
gamma-Chlordane	107	(50 - 130)	SW846 8081A

SURROGATE	PERCENT RECOVERY	RECOVERY LIMITS
Tetrachloro-m-xylene	73	(39 - 130)
Decachlorobiphenyl	40	(10 - 147)

NOTE(S):

Calculations are performed before rounding to avoid round-off errors in calculated results.

Bold print denotes control parameters

a Spiked analyte recovery is outside stated control limits.

Matrix Spike / Matrix Spike Duplicate Recovery and RPD Outlier Report

Method Batch : 7195085 **Analysis Method :** 8081A **Analysis Date :** 07/18/2007

Preparation Batch : 7195085 **Preparation Type :** 3520C **Preparation Date :** 07/15/2007

Lab Reporting Batch : A7G120309 **Lab ID:** STLCAN

Client Sample ID	Lab Sample ID	Matrix	Analyte Name	Reported *		Project Limits (Percent)			
				Percent Recovery	RPD	Rejection Point**	Lower Limit	Upper Limit	RPD
FWGBKGmw-017C-0469	A7G120309001S	AQ	beta-BHC	188		0.00	40.00	140.00	20.00
FWGBKGmw-017C-0469	A7G120309001D		4,4'-DDE		31	0.00	40.00	140.00	20.00
			4,4'-DDT		39	0.00	40.00	140.00	20.00
			beta-BHC		45	0.00	40.00	140.00	20.00
			Heptachlor epoxide		27	0.00	40.00	140.00	20.00

Associated Samples: Parent sample only

Client Sample ID	Lab Sample ID
FWGBKGmw-017C-0469-GW	A7G120309001

* Only those Percent Recovery and/or RPD values outside project limits are listed in this report.
** Metal are also assessed against an upper rejection point of 150 percent for waters and 200 percent for soils and sediments

MATRIX SPIKE SAMPLE EVALUATION REPORT

GC Semivolatiles

Client Lot #...: A7G120309 **Work Order #...:** J2Q8W1AJ-MS **Matrix.....:** WG
MS Lot-Sample #: A7G120309-001 J2Q8W1AK-MSD
Date Sampled...: 07/12/07 09:15 **Date Received..:** 07/12/07
Prep Date.....: 07/15/07 **Analysis Date..:** 07/18/07
Prep Batch #...: 7195085
Dilution Factor: 5 **Initial Wgt/Vol:** 460 mL **Final Wgt/Vol..:** 2 mL

PARAMETER	PERCENT RECOVERY	RECOVERY LIMITS	RPD	RPD LIMITS	METHOD
alpha-BHC	93	(62 - 133)			SW846 8081A
	97	(62 - 133)	4.0	(0-49)	SW846 8081A
beta-BHC	188 a	(37 - 157)			SW846 8081A
	120	(37 - 157)	45	(0-54)	SW846 8081A
delta-BHC	115	(36 - 176)			SW846 8081A
	117	(36 - 176)	1.4	(0-58)	SW846 8081A
gamma-BHC (Lindane)	**99**	**(30 - 148)**			**SW846 8081A**
	101	**(30 - 148)**	**2.0**	**(0-22)**	**SW846 8081A**
Heptachlor	**83**	**(30 - 150)**			**SW846 8081A**
	90	**(30 - 150)**	**7.7**	**(0-32)**	**SW846 8081A**
Aldrin	**82**	**(30 - 150)**			**SW846 8081A**
	95	**(30 - 150)**	**15**	**(0-33)**	**SW846 8081A**
Heptachlor epoxide	137	(57 - 138)			SW846 8081A
	104	(57 - 138)	27	(0-54)	SW846 8081A
Endosulfan I	47	(30 - 150)			SW846 8081A
	48	(30 - 150)	4.2	(0-36)	SW846 8081A
Dieldrin	**88**	**(35 - 141)**			**SW846 8081A**
	91	**(35 - 141)**	**2.7**	**(0-37)**	**SW846 8081A**
4,4'-DDE	72	(30 - 146)			SW846 8081A
	99	(30 - 146)	31	(0-87)	SW846 8081A
Endrin	**108**	**(30 - 150)**			**SW846 8081A**
	115	**(30 - 150)**	**6.1**	**(0-40)**	**SW846 8081A**
Endosulfan II	56	(30 - 150)			SW846 8081A
	61	(30 - 150)	7.3	(0-87)	SW846 8081A
4,4'-DDD	105	(30 - 150)			SW846 8081A
	121	(30 - 150)	14	(0-61)	SW846 8081A
Endosulfan sulfate	98	(47 - 143)			SW846 8081A
	108	(47 - 143)	9.2	(0-53)	SW846 8081A
4,4'-DDT	**61**	**(30 - 150)**			**SW846 8081A**
	91	**(30 - 150)**	**39**	**(0-50)**	**SW846 8081A**
Methoxychlor	85	(27 - 178)			SW846 8081A
	94	(27 - 178)	10	(0-64)	SW846 8081A
Endrin ketone	84	(45 - 130)			SW846 8081A
	89	(45 - 130)	5.0	(0-55)	SW846 8081A
Endrin aldehyde	81	(30 - 150)			SW846 8081A
	84	(30 - 150)	3.3	(0-97)	SW846 8081A
alpha-Chlordane	93	(38 - 140)			SW846 8081A
	102	(38 - 140)	9.5	(0-55)	SW846 8081A
gamma-Chlordane	100	(36 - 150)			SW846 8081A
	108	(36 - 150)	8.4	(0-57)	SW846 8081A

(Continued on next page)

Environmental Quality Mgt., Inc.

Client Sample ID: FWGBKGmw-017C-0469-GW

GC Semivolatiles

Lot-Sample #...: A7G120309-001	**Work Order #...:** J2Q8W1AT	**Matrix.....:** WG	
Date Sampled...: 07/12/07 09:15	**Date Received..:** 07/12/07		
Prep Date.....: 07/15/07	**Analysis Date..:** 07/19/07		
Prep Batch #...: 7195084			
Dilution Factor: 1	**Initial Wgt/Vol:** 940 mL	**Final Wgt/Vol..:** 2 mL	
	Method.....: SW846 8082		

PARAMETER	RESULT	REPORTING LIMIT	UNITS	MDL
Aroclor 1016	ND	0.50	ug/L	0.044
Aroclor 1221	ND	0.50	ug/L	0.045
Aroclor 1232	ND	0.50	ug/L	0.073
Aroclor 1242	ND	0.50	ug/L	0.060
Aroclor 1248	ND	0.50	ug/L	0.061
Aroclor 1254	ND	0.50	ug/L	0.032
Aroclor 1260	ND	0.50	ug/L	0.038

SURROGATE	PERCENT RECOVERY	RECOVERY LIMITS
Tetrachloro-m-xylene	120	(35 - 130)
Decachlorobiphenyl	26	(10 - 110)

Environmental Quality Mgt., Inc.

Client Sample ID: FWGBKGmw-016C-0468-GW

GC Semivolatiles

Lot-Sample #...: A7G120309-003	**Work Order #...:** J2Q9L1AH	**Matrix.....:** WG	
Date Sampled...: 07/12/07 11:55	**Date Received..:** 07/12/07		
Prep Date.....: 07/15/07	**Analysis Date..:** 07/18/07		
Prep Batch #...: 7195084			
Dilution Factor: 1	**Initial Wgt/Vol:** 900 mL	**Final Wgt/Vol..:** 2 mL	
	Method.....: SW846 8082		

PARAMETER	RESULT	REPORTING LIMIT	UNITS	MDL
Aroclor 1016	ND	0.50	ug/L	0.044
Aroclor 1221	ND	0.50	ug/L	0.045
Aroclor 1232	ND	0.50	ug/L	0.073
Aroclor 1242	ND	0.50	ug/L	0.060
Aroclor 1248	ND	0.50	ug/L	0.061
Aroclor 1254	ND	0.50	ug/L	0.032
Aroclor 1260	ND	0.50	ug/L	0.038

SURROGATE	PERCENT RECOVERY	RECOVERY LIMITS
Tetrachloro-m-xylene	89	(35 - 130)
Decachlorobiphenyl	61	(10 - 110)

Environmental Quality Mgt., Inc.

Client Sample ID: FWGBKGmw-006C-0462-GW

GC Semivolatiles

Lot-Sample #...: A7G120309-006	**Work Order #...:** J2Q9Q1AH	**Matrix.....:** WG	
Date Sampled...: 07/12/07 09:33	**Date Received..:** 07/12/07		
Prep Date.....: 07/15/07	**Analysis Date..:** 07/18/07		
Prep Batch #...: 7195084			
Dilution Factor: 1	**Initial Wgt/Vol:** 1040 mL	**Final Wgt/Vol..:** 2 mL	
	Method.....: SW846 8082		

PARAMETER	RESULT	REPORTING LIMIT	UNITS	MDL
Aroclor 1016	ND	0.50	ug/L	0.044
Aroclor 1221	ND	0.50	ug/L	0.045
Aroclor 1232	ND	0.50	ug/L	0.073
Aroclor 1242	ND	0.50	ug/L	0.060
Aroclor 1248	ND	0.50	ug/L	0.061
Aroclor 1254	ND	0.50	ug/L	0.032
Aroclor 1260	ND	0.50	ug/L	0.038

SURROGATE	PERCENT RECOVERY	RECOVERY LIMITS
Tetrachloro-m-xylene	102	(35 - 130)
Decachlorobiphenyl	36	(10 - 110)

Environmental Quality Mgt., Inc.

Client Sample ID: FWGBKGmw-018C-0470-GW

GC Semivolatiles

Lot-Sample #...:	A7G120309-009	**Work Order #...:**	J2Q9V1AH	**Matrix.....:**	WG
Date Sampled...:	07/12/07 11:20	**Date Received..:**	07/12/07		
Prep Date.....:	07/15/07	**Analysis Date..:**	07/18/07		
Prep Batch #...:	7195084				
Dilution Factor:	1	**Initial Wgt/Vol:**	1020 mL	**Final Wgt/Vol..:**	2 mL
		Method.....:	SW846 8082		

PARAMETER	RESULT	REPORTING LIMIT	UNITS	MDL
Aroclor 1016	ND	0.50	ug/L	0.044
Aroclor 1221	ND	0.50	ug/L	0.045
Aroclor 1232	ND	0.50	ug/L	0.073
Aroclor 1242	ND	0.50	ug/L	0.060
Aroclor 1248	ND	0.50	ug/L	0.061
Aroclor 1254	ND	0.50	ug/L	0.032
Aroclor 1260	ND	0.50	ug/L	0.038

SURROGATE	PERCENT RECOVERY	RECOVERY LIMITS
Tetrachloro-m-xylene	105	(35 - 130)
Decachlorobiphenyl	82	(10 - 110)

Environmental Quality Mgt., Inc.

Client Sample ID: FWGEQUIPRinse4-0504-GW

GC Semivolatiles

Lot-Sample #...: A7G120309-010 **Work Order #...:** J2Q9W1AH **Matrix.....:** WQ
Date Sampled...: 07/12/07 12:10 **Date Received..:** 07/12/07
Prep Date.....: 07/15/07 **Analysis Date..:** 07/18/07
Prep Batch #...: 7195084
Dilution Factor: 1 **Initial Wgt/Vol:** 1020 mL **Final Wgt/Vol..:** 2 mL
Method.....: SW846 8082

PARAMETER	RESULT	REPORTING LIMIT	UNITS	MDL
Aroclor 1016	ND	0.50	ug/L	0.044
Aroclor 1221	ND	0.50	ug/L	0.045
Aroclor 1232	ND	0.50	ug/L	0.073
Aroclor 1242	ND	0.50	ug/L	0.060
Aroclor 1248	ND	0.50	ug/L	0.061
Aroclor 1254	ND	0.50	ug/L	0.032
Aroclor 1260	ND	0.50	ug/L	0.038

SURROGATE	PERCENT RECOVERY	RECOVERY LIMITS
Tetrachloro-m-xylene	91	(35 - 130)
Decachlorobiphenyl	68	(10 - 110)

Environmental Quality Mgt., Inc.

Client Sample ID: FWGBKGmw-019C-0471-GW

GC Semivolatiles

Lot-Sample #...: A7G120309-012	**Work Order #...:** J2Q901AH	**Matrix.....:** WG	
Date Sampled...: 07/11/07 18:30	**Date Received..:** 07/12/07		
Prep Date.....: 07/15/07	**Analysis Date..:** 07/18/07		
Prep Batch #...: 7195084			
Dilution Factor: 1	**Initial Wgt/Vol:** 1020 mL	**Final Wgt/Vol..:** 2 mL	
	Method.....: SW846 8082		

PARAMETER	RESULT	REPORTING LIMIT	UNITS	MDL
Aroclor 1016	ND	0.50	ug/L	0.044
Aroclor 1221	ND	0.50	ug/L	0.045
Aroclor 1232	ND	0.50	ug/L	0.073
Aroclor 1242	ND	0.50	ug/L	0.060
Aroclor 1248	ND	0.50	ug/L	0.061
Aroclor 1254	ND	0.50	ug/L	0.032
Aroclor 1260	ND	0.50	ug/L	0.038

SURROGATE	PERCENT RECOVERY	RECOVERY LIMITS
Tetrachloro-m-xylene	95	(35 - 130)
Decachlorobiphenyl	33	(10 - 110)

Environmental Quality Mgt., Inc.

Client Sample ID: FWGBKGmw-005C-0461-GW

GC Semivolatiles

Lot-Sample #...: A7G120309-015	**Work Order #...:** J2Q941AH	**Matrix.....:** WG	
Date Sampled...: 07/12/07 08:55	**Date Received..:** 07/12/07		
Prep Date.....: 07/15/07	**Analysis Date..:** 07/18/07		
Prep Batch #...: 7195084			
Dilution Factor: 1	**Initial Wgt/Vol:** 1020 mL	**Final Wgt/Vol..:** 2 mL	
	Method.....: SW846 8082		

PARAMETER	RESULT	REPORTING LIMIT	UNITS	MDL
Aroclor 1016	ND	0.50	ug/L	0.044
Aroclor 1221	ND	0.50	ug/L	0.045
Aroclor 1232	ND	0.50	ug/L	0.073
Aroclor 1242	ND	0.50	ug/L	0.060
Aroclor 1248	ND	0.50	ug/L	0.061
Aroclor 1254	ND	0.50	ug/L	0.032
Aroclor 1260	ND	0.50	ug/L	0.038

SURROGATE	PERCENT RECOVERY	RECOVERY LIMITS
Tetrachloro-m-xylene	83	(35 - 130)
Decachlorobiphenyl	41	(10 - 110)

Environmental Quality Mgt., Inc.

Client Sample ID: FWGBKGmw-015C-0467-GW

GC Semivolatiles

Lot-Sample #...: A7G120309-017	**Work Order #...:** J2Q991AH	**Matrix.....:** WG	
Date Sampled...: 07/12/07 10:30	**Date Received..:** 07/12/07		
Prep Date.....: 07/15/07	**Analysis Date..:** 07/18/07		
Prep Batch #...: 7195084			
Dilution Factor: 1	**Initial Wgt/Vol:** 960 mL	**Final Wgt/Vol..:** 2 mL	
	Method.....: SW846 8082		

PARAMETER	RESULT	REPORTING LIMIT	UNITS	MDL
Aroclor 1016	ND	0.50	ug/L	0.044
Aroclor 1221	ND	0.50	ug/L	0.045
Aroclor 1232	ND	0.50	ug/L	0.073
Aroclor 1242	ND	0.50	ug/L	0.060
Aroclor 1248	ND	0.50	ug/L	0.061
Aroclor 1254	ND	0.50	ug/L	0.032
Aroclor 1260	ND	0.50	ug/L	0.038

SURROGATE	PERCENT RECOVERY	RECOVERY LIMITS
Tetrachloro-m-xylene	84	(35 - 130)
Decachlorobiphenyl	85	(10 - 110)

Data File: \\cansvr11\DD\chem\GCS\a2hp11.i\706271C-1.b\044F4401.D
Report Date: 28-Jun-2007 07:40

STL North Canton

CONTINUING CALIBRATION COMPOUNDS

Instrument ID: a2hp11.i Injection Date: 27-JUN-2007 23:47
Lab File ID: 044F4401.D Init. Cal. Date(s): 27-JUN-2007 27-JUN-2007
Analysis Type: Init. Cal. Times: 12:58 23:32
Lab Sample ID: ICV Quant Type: ESTD
Method: \\cansvr11\dd\chem\GCS\a2hp11.i\706271C-1.b\HP11PCBF.m

COMPOUND	RRF / AMOUNT	RF1	MIN RRF	%D / %DRIFT	MAX %D / %DRIFT	CURVE TYPE	
3 AROCLOR-1016 (1)	1564203	1362560	0.010	12.89111	15.00000	Averaged	
(2)	2850237	2738745	0.010	3.91166	15.00000	Averaged	
(3)	5823461	6375304	0.010	-9.47621	15.00000	Averaged	
(4)	2585103	2648195	0.010	-2.44059	15.00000	Averaged	
(5)	2565778	2585459	0.010	-0.76705	15.00000	Averaged	
8 AROCLOR-1260 (1)	1736160	1875833	0.010	-8.04492	15.00000	Averaged	
(2)	2508387	2835824	0.010	-13.05368	15.00000	Averaged	
(3)	2213740	2703311	0.010	-22.11514	15.00000	Averaged	<-
(4)	3441381	3611869	0.010	-4.95405	15.00000	Averaged	
(5)	1817768	2051826	0.010	-12.87614	15.00000	Averaged	

FORM 8
SEMIVOLATILE ANALYTICAL SEQUENCE

Lab Name: STL - NORTH CANTON Contract:

Lab Code: STLCAN Case No.: SAS No.: SDG No.: A7G120309

GC Column: RESTEK PEST CLPI ID: 0.53 (mm) Init. Calib. Date(s): 06/27/07 06/27/07

Instrument ID: A2HP11

THE ANALYTICAL SEQUENCE OF PERFORMANCE EVALUATION MIXTURES, BLANKS, SAMPLES, AND STANDARDS IS GIVEN BELOW:

	MEAN SURROGATE RT FROM INITIAL CALIBRATION S1 : 1.69 S2 : 8.27					
	CLIENT SAMPLE NO.	LAB SAMPLE ID	DATE ANALYZED	TIME ANALYZED	S1 RT #	S2 RT #
01		E097	07/18/07	1143	1.69	8.27
02		MRL	07/18/07	1308	1.70	8.28
03	FWGBKGMW-017	J2Q8W1AV	07/18/07	1354	1.69	8.27
04	FWGBKGMW-016	J2Q9L1AH	07/18/07	1409	1.70	8.27
05	FWGBKGMW-006	J2Q9Q1AH	07/18/07	1424	1.69	8.27
06	FWGBKGMW-018	J2Q9V1AH	07/18/07	1440	1.69	8.27
07	FWGEQUIPRINS	J2Q9W1AH	07/18/07	1455	1.69	8.27
08	FWGBKGMW-019	J2Q901AH	07/18/07	1510	1.69	8.27
09	FWGBKGMW-005	J2Q941AH	07/18/07	1526	1.69	8.27
10	FWGBKGMW-015	J2Q991AH	07/18/07	1541	1.70	8.27
11	J2XERBLK	J2XER1AA	07/18/07	1556	1.69	8.27
12	J2XERCHK	J2XER1AC	07/18/07	1611	1.69	8.27
13		E097	07/18/07	1627	1.69	8.27
14		MRL	07/18/07	1642	1.69	8.27
15						
16						
17						
18						
19						
20						
21						
22						
23						
24						
25						
26						
27						
28						
29						
30						
31						
32						

QC LIMITS

S1 = TCMX (+/- 0.10 MINUTES)
S2 = DCB (+/- 0.10 MINUTES)

Column used to flag retention time values with an asterisk.
* Values outside of QC limits.

Data File: \\cansvr11\DD\chem\GCS\a2hp11.i\70718-1.b\021F1501.D
Report Date: 24-Aug-2007 14:29

STL North Canton

CONTINUING CALIBRATION COMPOUNDS

Instrument ID: a2hp11.i Injection Date: 18-JUL-2007 16:42
Lab File ID: 021F1501.D Init. Cal. Date(s): 27-JUN-2007 27-JUN-2007
Analysis Type: Init. Cal. Times: 12:58 23:32
Lab Sample ID: MRL Quant Type: ESTD
Method: \\cansvr11\dd\chem\GCS\a2hp11.i\70718-1.b\HP11PCBF.m

COMPOUND	RRF / AMOUNT	RF0.050	MIN RRF	%D / %DRIFT	MAX %D / %DRIFT	CURVE TYPE	
$ 1 TCMX	50304873	54486800	0.010	-8.31316	15.00000	Averaged	
3 AROCLOR-1016 (1)	1564203	2076860	0.010	-32.77431	15.00000	Averaged	<-
(2)	2850237	3663140	0.010	-28.52056	15.00000	Averaged	<-
(3)	5823461	6748500	0.010	-15.88470	15.00000	Averaged	<-
(4)	2585103	2844100	0.010	-10.01881	15.00000	Averaged	
(5)	2565778	3219220	0.010	-25.46759	15.00000	Averaged	<-
8 AROCLOR-1260 (1)	1736160	2089380	0.010	-20.34488	15.00000	Averaged	<-
(2)	2508387	2883900	0.010	-14.97029	15.00000	Averaged	
(3)	2213740	2431360	0.010	-9.83045	15.00000	Averaged	
(4)	3441381	3617280	0.010	-5.11128	15.00000	Averaged	
(5)	1817768	1894560	0.010	-4.22454	15.00000	Averaged	
$ 9 DCB	29823262	33645200	0.010	-12.81529	15.00000	Averaged	

22.5

13.4

FORM 8
SEMIVOLATILE ANALYTICAL SEQUENCE

Lab Name: STL - NORTH CANTON Contract:

Lab Code: STLCAN Case No.: SAS No.: SDG No.: A7G120309

GC Column: RESTEK PEST CLPI ID: 0.53 (mm) Init. Calib. Date(s): 06/27/07 06/27/07

Instrument ID: A2HP11

THE ANALYTICAL SEQUENCE OF PERFORMANCE EVALUATION MIXTURES, BLANKS, SAMPLES, AND STANDARDS IS GIVEN BELOW:

MEAN SURROGATE RT FROM INITIAL CALIBRATION
S1 : 1.69 S2 : 8.27

	CLIENT SAMPLE NO.	LAB SAMPLE ID	DATE ANALYZED	TIME ANALYZED	S1 RT	#	S2 RT	#
01		E097	07/19/07	1318	1.69		8.26	
02		MRL	07/19/07	1333	1.69		8.27	
03	FWGBKGMW-017	J2Q8W1AT	07/19/07	1706	1.69		8.27	
04	FWGBKGMW-017	J2Q8W1AU	07/19/07	1722	1.69		8.27	
05		E097	07/19/07	1737	1.69		8.27	
06		MRL	07/19/07	1752	1.69		8.27	
07								
08								
09								
10								
11								
12								
13								
14								
15								
16								
17								
18								
19								
20								
21								
22								
23								
24								
25								
26								
27								
28								
29								
30								
31								
32								

QC LIMITS

S1 = TCMX (+/- 0.10 MINUTES)
S2 = DCB (+/- 0.10 MINUTES)

Column used to flag retention time values with an asterisk.
* Values outside of QC limits.

METHOD BLANK REPORT

GC Semivolatiles

Client Lot #...: A7G120309 **Work Order #...:** J2XER1AA **Matrix.....:** WATER
MB Lot-Sample #: A7G140000-084

Prep Date.....: 07/15/07 **Final Wgt/Vol..:** 2 mL
Analysis Date..: 07/18/07 **Prep Batch #...:** 7195084
Dilution Factor: 1 **Initial Wgt/Vol:** 1000 mL

PARAMETER	RESULT	REPORTING LIMIT	UNITS	METHOD
Aroclor 1016	ND	0.50	ug/L	SW846 8082
Aroclor 1221	ND	0.50	ug/L	SW846 8082
Aroclor 1232	ND	0.50	ug/L	SW846 8082
Aroclor 1242	ND	0.50	ug/L	SW846 8082
Aroclor 1248	ND	0.50	ug/L	SW846 8082
Aroclor 1254	ND	0.50	ug/L	SW846 8082
Aroclor 1260	ND	0.50	ug/L	SW846 8082

SURROGATE	PERCENT RECOVERY	RECOVERY LIMITS
Tetrachloro-m-xylene	78	(35 - 130)
Decachlorobiphenyl	70	(10 - 110)

NOTE(S):

Calculations are performed before rounding to avoid round-off errors in calculated results.

Environmental Quality Mgt., Inc.

Client Sample ID: FWGEQUIPRinse3-0503-GW

GC Semivolatiles

Lot-Sample #...: A7G120101-029	**Work Order #...:** J2PDE1AG	**Matrix.....:** WQ	
Date Sampled...: 07/11/07 15:30	**Date Received..:** 07/12/07		
Prep Date.....: 07/13/07	**Analysis Date..:** 07/16/07		
Prep Batch #...: 7194042			
Dilution Factor: 1	**Initial Wgt/Vol:** 930 mL	**Final Wgt/Vol..:** 2 mL	
	Method.....: SW846 8082		

PARAMETER	RESULT	REPORTING LIMIT	UNITS	MDL
Aroclor 1016	ND	0.50	ug/L	0.044
Aroclor 1221	ND	0.50	ug/L	0.045
Aroclor 1232	ND	0.50	ug/L	0.073
Aroclor 1242	ND	0.50	ug/L	0.060
Aroclor 1248	ND	0.50	ug/L	0.061
Aroclor 1254	ND	0.50	ug/L	0.032
Aroclor 1260	ND	0.50	ug/L	0.038

SURROGATE	PERCENT RECOVERY	RECOVERY LIMITS
Tetrachloro-m-xylene	86	(35 - 130)
Decachlorobiphenyl	84	(10 - 110)

LABORATORY CONTROL SAMPLE EVALUATION REPORT

GC Semivolatiles

Client Lot #...: A7G120309 **Work Order #...:** J2XER1AC **Matrix.....:** WATER
LCS Lot-Sample#: A7G140000-084
Prep Date.....: 07/15/07 **Analysis Date..:** 07/18/07
Prep Batch #...: 7195084
Dilution Factor: 5 **Final Wgt/Vol..:** 2 mL
Initial Wgt/Vol: 1000 mL

PARAMETER	PERCENT RECOVERY	RECOVERY LIMITS	METHOD
Aroclor 1016	**78**	**(50 - 115)**	**SW846 8082**
Aroclor 1260	**84**	**(45 - 112)**	**SW846 8082**

SURROGATE	PERCENT RECOVERY	RECOVERY LIMITS
Tetrachloro-m-xylene	79	(35 - 130)
Decachlorobiphenyl	40	(10 - 110)

NOTE(S):

Calculations are performed before rounding to avoid round-off errors in calculated results.

Bold print denotes control parameters

Matrix Spike / Matrix Spike Duplicate Recovery and RPD Outlier Report

Method Batch : 7195084 **Analysis Method :** 8082 **Analysis Date :** 07/18/2007

Preparation Batch : 7195084 **Preparation Type :** 3520C **Preparation Date :** 07/15/2007

Lab Reporting Batch : A7G120309 **Lab ID:** STLCAN

Client Sample ID	Lab Sample ID	Matrix	Analyte Name	Reported *		Project Limits (Percent)			
				Percent Recovery	RPD	Rejection Point**	Lower Limit	Upper Limit	RPD
FWGBKGmw-017C-0469	A7G120309001D	AQ	Aroclor 1260		39	0.00	40.00	140.00	20.00

Associated Samples: Parent sample only

Client Sample ID	Lab Sample ID
FWGBKGmw-017C-0469-GW	A7G120309001

* Only those Percent Recovery and/or RPD values outside project limits are listed in this report.
** Metal are also assessed against an upper rejection point of 150 percent for waters and 200 percent for soils and sediments

Project Number and Name: 030240.0005 - Ravenna GW

MATRIX SPIKE SAMPLE EVALUATION REPORT

GC Semivolatiles

Client Lot #...: A7G120309 **Work Order #...:** J2Q8W1AU-MS **Matrix.....:** WG
MS Lot-Sample #: A7G120309-001 J2Q8W1AV-MSD
Date Sampled...: 07/12/07 09:15 **Date Received..:** 07/12/07
Prep Date.....: 07/15/07 **Analysis Date..:** 07/19/07
Prep Batch #...: 7195084
Dilution Factor: 5 **Initial Wgt/Vol:** 480 mL **Final Wgt/Vol..:** 2 mL

PARAMETER	PERCENT RECOVERY	RECOVERY LIMITS	RPD	RPD LIMITS	METHOD
Aroclor 1016	**88**	**(10 - 200)**			**SW846 8082**
	88	**(10 - 200)**	**0.49**	**(0-30)**	**SW846 8082**
Aroclor 1260	**53**	**(10 - 150)**			**SW846 8082**
	78 p	**(10 - 150)**	**39**	**(0-30)**	**SW846 8082**

SURROGATE	PERCENT RECOVERY	RECOVERY LIMITS
Tetrachloro-m-xylene	104	(35 - 130)
	90	(35 - 130)
Decachlorobiphenyl	27	(10 - 110)
	48	(10 - 110)

NOTE(S):

Calculations are performed before rounding to avoid round-off errors in calculated results.

Bold print denotes control parameters

p Relative percent difference (RPD) is outside stated control limits.

Surrogate Recovery Outlier Report

Lab Report Batch: A7G120309 **Lab ID:** STLCAN

Client Sample ID	Lab Sample ID	Analysis Method	Dilution	Matrix	Surrogate	Percent Recovery	Criteria (percent) Lower Limit	Upper Limit	Reject Point	Associated Target Analytes
FWGBKGmw-005C-0461-GW	A7G120309015	8082	1	AQ	Decachlorobiphenyl	41	50.0	150.0	10.0	All Target
		8270C			2-Fluorophenol	10	50.0	150.0	10.0	Acid
					Phenol-d5	39	50.0	150.0	10.0	Acid
FWGBKGmw-006C-0462-GW	A7G120309006	8081A	1	AQ	Decachlorobiphenyl	41	50.0	150.0	10.0	All Target
		8082			Decachlorobiphenyl	36	50.0	150.0	10.0	All Target
FWGBKGmw-017C-0469-GW	A7G120309001	8082	1	AQ	Decachlorobiphenyl	26	50.0	150.0	10.0	All Target
		8270C			2-Fluorophenol	21	50.0	150.0	10.0	Acid
					Phenol-d5	48	50.0	150.0	10.0	Acid
FWGBKGmw-017C-0469-GWMS	A7G120309001S	8081A	5	AQ	Decachlorobiphenyl	29	50.0	150.0	10.0	All Target
		8082			Decachlorobiphenyl	27	50.0	150.0	10.0	All Target
FWGBKGmw-017C-0469-GWMSD	A7G120309001D	8082	5	AQ	Decachlorobiphenyl	48	50.0	150.0	10.0	All Target
FWGBKGmw-019C-0471-GW	A7G120309012	8081A	1	AQ	Decachlorobiphenyl	39	50.0	150.0	10.0	All Target
		8082			Decachlorobiphenyl	33	50.0	150.0	10.0	All Target
		8270C			2-Fluorophenol	24	50.0	150.0	10.0	Acid
					Phenol-d5	47	50.0	150.0	10.0	Acid

Environmental Quality Mgt., Inc.

Client Sample ID: FWGBKGmw-017C-0469-GW

HPLC

Lot-Sample #...: A7G120309-001 **Work Order #...:** J2Q8W1AP **Matrix.....:** WG
Date Sampled...: 07/12/07 09:15 **Date Received..:** 07/12/07
Prep Date.....: 07/18/07 **Analysis Date..:** 07/31/07
Prep Batch #...: 7199257
Dilution Factor: 1.03 **Method.....:** SW846 8330

PARAMETER	RESULT	REPORTING LIMIT	UNITS	MDL
PETN	ND	0.67	ug/L	0.31
Nitroglycerin	ND	0.67	ug/L	0.34
2-Amino-4,6-dinitrotoluene	ND	0.10	ug/L	0.10
4-Amino-2,6-dinitrotoluene	ND	0.10	ug/L	0.052
1,3-Dinitrobenzene	ND	0.10	ug/L	0.052
2,4-Dinitrotoluene	ND	0.10	ug/L	0.052
2,6-Dinitrotoluene	ND	0.10	ug/L	0.052
HMX	ND	0.10	ug/L	0.037
Nitrobenzene	ND	0.10	ug/L	0.052
2-Nitrotoluene	ND	0.52	ug/L	0.091
3-Nitrotoluene	ND	0.52	ug/L	0.059
4-Nitrotoluene	ND	0.52	ug/L	0.091
RDX	ND	0.10	ug/L	0.037
Tetryl	ND	0.10	ug/L	0.052
1,3,5-Trinitrobenzene	ND	0.10	ug/L	0.031
2,4,6-Trinitrotoluene	ND	0.10	ug/L	0.052

SURROGATE	PERCENT RECOVERY	RECOVERY LIMITS
3,4-Dinitrotoluene	84	(83 - 113)

Environmental Quality Mgt., Inc.

Client Sample ID: FWGBKGmw-016C-0468-GW

HPLC

Lot-Sample #...: A7G120309-003 **Work Order #...:** J2Q9L1AG **Matrix.....:** WG
Date Sampled...: 07/12/07 11:55 **Date Received..:** 07/12/07
Prep Date.....: 07/18/07 **Analysis Date..:** 07/31/07
Prep Batch #...: 7199257
Dilution Factor: 1.12 **Method.....:** SW846 8330

PARAMETER	RESULT	REPORTING LIMIT	UNITS	MDL
PETN	ND	0.73	ug/L	0.34
Nitroglycerin	ND	0.73	ug/L	0.37
2-Amino-4,6-dinitrotoluene	ND	0.11	ug/L	0.11
4-Amino-2,6-dinitrotoluene	ND	0.11	ug/L	0.056
1,3-Dinitrobenzene	ND	0.11	ug/L	0.056
2,4-Dinitrotoluene	ND	0.11	ug/L	0.056
2,6-Dinitrotoluene	ND	0.11	ug/L	0.056
HMX	ND	0.11	ug/L	0.040
Nitrobenzene	ND	0.11	ug/L	0.056
2-Nitrotoluene	ND	0.56	ug/L	0.099
3-Nitrotoluene	ND	0.56	ug/L	0.064
4-Nitrotoluene	ND	0.56	ug/L	0.099
RDX	ND	0.11	ug/L	0.040
Tetryl	ND	0.11	ug/L	0.056
1,3,5-Trinitrobenzene	ND	0.11	ug/L	0.034
2,4,6-Trinitrotoluene	ND	0.11	ug/L	0.056

SURROGATE	PERCENT RECOVERY	RECOVERY LIMITS
3,4-Dinitrotoluene	86	(83 - 113)

Environmental Quality Mgt., Inc.

Client Sample ID: FWGBKGmw-006C-0462-GW

HPLC

Lot-Sample #...: A7G120309-006 **Work Order #...:** J2Q9Q1AG **Matrix.....:** WG
Date Sampled...: 07/12/07 09:33 **Date Received..:** 07/12/07
Prep Date.....: 07/18/07 **Analysis Date..:** 07/31/07
Prep Batch #...: 7199257
Dilution Factor: 0.95 **Method.....:** SW846 8330

PARAMETER	RESULT	REPORTING LIMIT	UNITS	MDL
PETN	ND	0.62	ug/L	0.28
Nitroglycerin	ND	0.62	ug/L	0.31
2-Amino-4,6-dinitrotoluene	ND	0.095	ug/L	0.095
4-Amino-2,6-dinitrotoluene	ND	0.095	ug/L	0.048
1,3-Dinitrobenzene	ND	0.095	ug/L	0.048
2,4-Dinitrotoluene	ND	0.095	ug/L	0.048
2,6-Dinitrotoluene	ND	0.095	ug/L	0.048
HMX	ND	0.095	ug/L	0.034
Nitrobenzene	ND	0.095	ug/L	0.048
2-Nitrotoluene	ND	0.48	ug/L	0.084
3-Nitrotoluene	ND	0.48	ug/L	0.054
4-Nitrotoluene	ND	0.48	ug/L	0.084
RDX	ND	0.095	ug/L	0.034
Tetryl	ND	0.095	ug/L	0.048
1,3,5-Trinitrobenzene	ND	0.095	ug/L	0.028
2,4,6-Trinitrotoluene	ND	0.095	ug/L	0.048

SURROGATE	PERCENT RECOVERY	RECOVERY LIMITS
3,4-Dinitrotoluene	88	(83 - 113)

Environmental Quality Mgt., Inc.

Client Sample ID: FWGBKGmw-018C-0470-GW

HPLC

Lot-Sample #...: A7G120309-009 **Work Order #...:** J2Q9V1AG **Matrix.....:** WG
Date Sampled...: 07/12/07 11:20 **Date Received..:** 07/12/07
Prep Date.....: 07/18/07 **Analysis Date..:** 07/31/07
Prep Batch #...: 7199257
Dilution Factor: 0.99 **Method.....:** SW846 8330

PARAMETER	RESULT	REPORTING LIMIT	UNITS	MDL
PETN	ND	0.64	ug/L	0.30
Nitroglycerin	ND	0.64	ug/L	0.33
2-Amino-4,6-dinitrotoluene	ND	0.099	ug/L	0.099
4-Amino-2,6-dinitrotoluene	ND	0.099	ug/L	0.050
1,3-Dinitrobenzene	ND	0.099	ug/L	0.050
2,4-Dinitrotoluene	ND	0.099	ug/L	0.050
2,6-Dinitrotoluene	ND	0.099	ug/L	0.050
HMX	ND	0.099	ug/L	0.036
Nitrobenzene	ND	0.099	ug/L	0.050
2-Nitrotoluene	ND	0.50	ug/L	0.087
3-Nitrotoluene	ND	0.50	ug/L	0.056
4-Nitrotoluene	ND	0.50	ug/L	0.087
RDX	ND	0.099	ug/L	0.036
Tetryl	ND	0.099	ug/L	0.050
1,3,5-Trinitrobenzene	ND	0.099	ug/L	0.030
2,4,6-Trinitrotoluene	ND	0.099	ug/L	0.050

SURROGATE	PERCENT RECOVERY	RECOVERY LIMITS
3,4-Dinitrotoluene	88	(83 - 113)

Environmental Quality Mgt., Inc.

Client Sample ID: FWGEQUIPRinse4-0504-GW

HPLC

Lot-Sample #...: A7G120309-010 **Work Order #...:** J2Q9W1AG **Matrix.....:** WQ
Date Sampled...: 07/12/07 12:10 **Date Received..:** 07/12/07
Prep Date.....: 07/18/07 **Analysis Date..:** 07/31/07
Prep Batch #...: 7199257
Dilution Factor: 0.96 **Method.....:** SW846 8330

PARAMETER	RESULT	REPORTING LIMIT	UNITS	MDL
PETN	**0.66 PG**	**0.62**	**ug/L**	**0.29**
Nitroglycerin	ND	0.62	ug/L	0.32
2-Amino-4,6-dinitrotoluene	ND	0.096	ug/L	0.096
4-Amino-2,6-dinitrotoluene	ND	0.096	ug/L	0.048
1,3-Dinitrobenzene	ND	0.096	ug/L	0.048
2,4-Dinitrotoluene	**0.057 J**	**0.096**	**ug/L**	**0.048**
2,6-Dinitrotoluene	**0.084 J**	**0.096**	**ug/L**	**0.048**
HMX	ND	0.096	ug/L	0.035
Nitrobenzene	**0.20 PG**	**0.096**	**ug/L**	**0.048**
2-Nitrotoluene	ND	0.48	ug/L	0.084
3-Nitrotoluene	ND	0.48	ug/L	0.055
4-Nitrotoluene	ND	0.48	ug/L	0.084
RDX	ND	0.096	ug/L	0.035
Tetryl	ND	0.096	ug/L	0.048
1,3,5-Trinitrobenzene	ND	0.096	ug/L	0.029
2,4,6-Trinitrotoluene	ND	0.096	ug/L	0.048

SURROGATE	PERCENT RECOVERY	RECOVERY LIMITS
3,4-Dinitrotoluene	89	(83 - 113)

NOTE(S):

PG The percent difference between the original and confirmation analyses is greater than 40%.

J Estimated result. Result is less than RL.

Environmental Quality Mgt., Inc.

Client Sample ID: FWGBKGmw-019C-0471-GW

HPLC

Lot-Sample #...: A7G120309-012 **Work Order #...:** J2Q901AG **Matrix.....:** WG
Date Sampled...: 07/11/07 18:30 **Date Received..:** 07/12/07
Prep Date.....: 07/18/07 **Analysis Date..:** 07/31/07
Prep Batch #...: 7199257
Dilution Factor: 0.99 **Method.....:** SW846 8330

PARAMETER	RESULT	REPORTING LIMIT	UNITS	MDL
PETN	ND	0.64	ug/L	0.30
Nitroglycerin	ND	0.64	ug/L	0.33
2-Amino-4,6-dinitrotoluene	ND	0.099	ug/L	0.099
4-Amino-2,6-dinitrotoluene	ND	0.099	ug/L	0.050
1,3-Dinitrobenzene	ND	0.099	ug/L	0.050
2,4-Dinitrotoluene	ND	0.099	ug/L	0.050
2,6-Dinitrotoluene	ND	0.099	ug/L	0.050
HMX	ND	0.099	ug/L	0.036
Nitrobenzene	ND	0.099	ug/L	0.050
2-Nitrotoluene	ND	0.50	ug/L	0.087
3-Nitrotoluene	ND	0.50	ug/L	0.056
4-Nitrotoluene	ND	0.50	ug/L	0.087
RDX	ND	0.099	ug/L	0.036
Tetryl	ND	0.099	ug/L	0.050
1,3,5-Trinitrobenzene	ND	0.099	ug/L	0.030
2,4,6-Trinitrotoluene	ND	0.099	ug/L	0.050

SURROGATE	PERCENT RECOVERY	RECOVERY LIMITS
3,4-Dinitrotoluene	88	(83 - 113)

Environmental Quality Mgt., Inc.

Client Sample ID: FWGBKGmw-005C-0461-GW

HPLC

Lot-Sample #...: A7G120309-015 **Work Order #...:** J2Q941AG **Matrix.....:** WG
Date Sampled...: 07/12/07 08:55 **Date Received..:** 07/12/07
Prep Date.....: 07/18/07 **Analysis Date..:** 07/31/07
Prep Batch #...: 7199257
Dilution Factor: 0.95 **Method.....:** SW846 8330

PARAMETER	RESULT	REPORTING LIMIT	UNITS	MDL
PETN	ND	0.62	ug/L	0.28
Nitroglycerin	ND	0.62	ug/L	0.31
2-Amino-4,6-dinitrotoluene	ND	0.095	ug/L	0.095
4-Amino-2,6-dinitrotoluene	ND	0.095	ug/L	0.048
1,3-Dinitrobenzene	ND	0.095	ug/L	0.048
2,4-Dinitrotoluene	ND	0.095	ug/L	0.048
2,6-Dinitrotoluene	ND	0.095	ug/L	0.048
HMX	ND	0.095	ug/L	0.034
Nitrobenzene	ND	0.095	ug/L	0.048
2-Nitrotoluene	ND	0.48	ug/L	0.084
3-Nitrotoluene	ND	0.48	ug/L	0.054
4-Nitrotoluene	ND	0.48	ug/L	0.084
RDX	ND	0.095	ug/L	0.034
Tetryl	ND	0.095	ug/L	0.048
1,3,5-Trinitrobenzene	ND	0.095	ug/L	0.028
2,4,6-Trinitrotoluene	ND	0.095	ug/L	0.048

SURROGATE	PERCENT RECOVERY	RECOVERY LIMITS
3,4-Dinitrotoluene	88	(83 - 113)

Environmental Quality Mgt., Inc.

Client Sample ID: FWGBKGmw-015C-0467-GW

HPLC

Lot-Sample #...: A7G120309-017 **Work Order #...:** J2Q991AG **Matrix.....:** WG
Date Sampled...: 07/12/07 10:30 **Date Received..:** 07/12/07
Prep Date.....: 07/18/07 **Analysis Date..:** 07/31/07
Prep Batch #...: 7199257
Dilution Factor: 1.12 **Method.....:** SW846 8330

PARAMETER	RESULT	REPORTING LIMIT	UNITS	MDL
PETN	ND	0.73	ug/L	0.34
Nitroglycerin	ND	0.73	ug/L	0.37
2-Amino-4,6-dinitrotoluene	ND	0.11	ug/L	0.11
4-Amino-2,6-dinitrotoluene	ND	0.11	ug/L	0.056
1,3-Dinitrobenzene	ND	0.11	ug/L	0.056
2,4-Dinitrotoluene	ND	0.11	ug/L	0.056
2,6-Dinitrotoluene	ND	0.11	ug/L	0.056
HMX	ND	0.11	ug/L	0.040
Nitrobenzene	ND	0.11	ug/L	0.056
2-Nitrotoluene	ND	0.56	ug/L	0.099
3-Nitrotoluene	ND	0.56	ug/L	0.064
4-Nitrotoluene	ND	0.56	ug/L	0.099
RDX	ND	0.11	ug/L	0.040
Tetryl	ND	0.11	ug/L	0.056
1,3,5-Trinitrobenzene	ND	0.11	ug/L	0.034
2,4,6-Trinitrotoluene	ND	0.11	ug/L	0.056

SURROGATE	PERCENT RECOVERY	RECOVERY LIMITS
3,4-Dinitrotoluene	85	(83 - 113)

TestAmerica West Sacramento
GC/LC INSTRUMENT LOG

Page# 2
Book# 3099

GC/LC SEMI-VOLATILES

Standard ID's

CCVw1072620007.B

Inst ID : LC10.I
Batch ID : 07262007.B
Ical Date : See Calibration Report
Methods : Method 8330
Test : SOP SAC-LC-0009

Date	Time	Operator	Sample ID	File ID	Vol or Wt	Extract Vol	Diln	Comments
30-JUL-2007	12:12	KenneyF	J2N971AF 7198272 A7G120101-7	A-000099.	1013 mL	20 mL	1	
30-JUL-2007	13:05	KenneyF	J2N991AF 7198272 A7G120101-9	A-000100.	1006 mL	20 mL	1	
30-JUL-2007	13.58	KenneyF	J2PAM1AF 7198272 A7G120101-12	A-000101.	1017 mL	20 mL	1	
30-JUL-2007	14:51	KenneyF	J2PA21AF 7198272 A7G120101-14	A-000102.	1015 mL	20 mL	1	
30-JUL-2007	15:44	KenneyF	STD_5 E073314H 100/200/100/100n	A-000103	0 g	0 mL	1	
30-JUL-2007	16:37	KenneyF	STD_1 E070712A 5/0/0/0ng/mL	A-000104.	0 g	0 mL	1	
30-JUL-2007	17:31	KenneyF	STD_3 E070712B 20/50/20/20ng/m	A-000105.	0 g	0 mL	1	
30-JUL-2007	18:23	KenneyF	J2PA81AD 7198272 A7G120101-16	A-000106.	1021 mL	20 mL	1	
30-JUL-2007	19:16	KenneyF	J2PCV1AF 7198272 A7G120101-19	A-000107.	1014 mL	20 mL	1	
30-JUL-2007	20:09	KenneyF	J2PC21AF 7198272 A7G120101-23	A-000108.	934 mL	20 mL	1	
30-JUL-2007	21:02	KenneyF	J2PC81AP 7198272 A7G120101-25	A-000109.	886 mL	20 mL	1	
30-JUL-2007	21:55	KenneyF	J2PC81AQS 7198272 A7G120101-25	A-000110.	925 mL	20 mL	1	
30-JUL-2007	22:48	KenneyF	J2PC81ARD 7198272 A7G120101-25	A-000111.	932 mL	20 mL	1	
30-JUL-2007	23:41	KenneyF	J2PDC1AF 7198272 A7G120101-27	A-000112.	845 mL	20 mL	1	
31-JUL-2007	00:34	KenneyF	J2PDE1AF 7198272 A7G120101-29	A-000113.	924 mL	20 mL	1	
31-JUL-2007	01:27	KenneyF	J2PAV1AB 7199257 G7G180000-MB	A-000114	1000 mL	20 mL	1	
31-JUL-2007	02:21	KenneyF	J2PAW1ACC 7199257 G7G180000-LC	A-000115.	1000 mL	20 mL	1	
31-JUL-2007	03:14	KenneyF	STD_5 E073314H 100/200/100/100n	A-000116.	0 g	0 mL	1	
31-JUL-2007	04:07	KenneyF	STD_1 E070712A 5/0/0/0ng/mL	A-000117	0 g	0 mL	1	
31-JUL-2007	05:00	KenneyF	STD_3 E070712B 20/50/20/20ng/m	A-000118	0 g	0 mL	1	
31-JUL-2007	05:53	KenneyF	J2Q8W1AP 7199257 A7G120309-1	A-000119.	964 mL	20 mL	1	
31-JUL-2007	06:46	KenneyF	J2Q8W1AQS 7199257 A7G120309-1M	A-000120.	850 mL	20 mL	1	
31-JUL-2007	07:39	KenneyF	J2Q8W1ARD 7199257 A7G120309-1M	A-000121.	917 mL	20 mL	1	
31-JUL-2007	08:32	KenneyF	J2Q9L1AG 7199257 A7G120309-3	A-000122	890 mL	20 mL	1	
31-JUL-2007	09:25	KenneyF	J2Q9Q1AG 7199257 A7G120309-6	A-000123.	1046 mL	20 mL	1	
31-JUL-2007	10:18	KenneyF	J2Q9V1AG 7199257 A7G120309-9	A-000124.	1002 mL	20 mL	1	
31-JUL-2007	11:11	KenneyF	J2Q9W1AG 7199257 A7G120309-10	A-000125.	1040 mL	20 mL	1	
31-JUL-2007	12:04	KenneyF	J2Q901AG 7199257 A7G120309-12	A-000126.	1010 mL	20 mL	1	
31-JUL-2007	12:57	KenneyF	J2Q941AG 7199257 A7G120309-15	A-000127.	1047 mL	20 mL	1	
31-JUL-2007	13:50	KenneyF	J2Q991AG 7199257 A7G120309-17	A-000128.	887 mL	20 mL	1	
31-JUL-2007	14:43	KenneyF	STD_5 E073314H 100/200/100/100n	A-000129.	0 g	0 mL	1	
31-JUL-2007	15:36	KenneyF	STD_1 E070712A 5/0/0/0ng/mL	A-000130.	0 g	0 mL	1	
31-JUL-2007	16:29	KenneyF	STD_3 E070712B 20/50/20/20ng/m	A-000131.	0 g	0 mL	1	
31-JUL-2007	17:22	KenneyF	CHECK	A-000132.	1000 mL	20 mL	1	

WDL 8/1/07

TestAmerica West Sacramento
GC/LC INSTRUMENT LOG

Page# 70
Book# 3004

GC/LC SEMI-VOLATILES

Standard ID's

Curve: 07262007.B

Inst ID : LC10.I
Batch ID : 07262007.B
Ical Date: See Calibration Report
Methods : Method 8330
Test : SOP SAC-LC-0009

Date	Time	Operator	Sample ID	File ID	Vol or Wt	Extract Vol	Diln	Comments
26-JUL-2007	16:33	KenneyF	CCV_5 PRIMER	A-000001	0 g	0 mL	1	
26-JUL-2007	17:27	KenneyF	CCV_5 PRIMER	A-000002	0 g	0 mL	1	
26-JUL-2007	18:20	KenneyF	CCV_5 PRIMER	A-000003	0 g	0 mL	1	
26-JUL-2007	19:13	KenneyF	CCV_5 PRIMER	A-000004.	0 g	0 mL	1	
27-JUL-2007	01:07	KenneyF	CCV_5 PRIMER	A-000005.	0 g	0 mL	1	
27-JUL-2007	02:00	KenneyF	CCV_5 PRIMER	A-000006.	0 g	0 mL	1	
27-JUL-2007	02:53	KenneyF	Blank	A-000007.	0 g	0 mL	1	
27-JUL-2007	03:46	KenneyF	STD_1 E070712A 5.0/0/0/0ng/mL	A-000008.	0 g	0 mL	1	
27-JUL-2007	04:39	KenneyF	STD_2 E070314C 10/20/10/10ng/m	A-000009.	0 g	0 mL	1	
27-JUL-2007	05:32	KenneyF	STD_3 E070712B 20/50/20/20ng/m	A-000010.	0 g	0 mL	1	
27-JUL-2007	06:25	KenneyF	STD_4 E070314E 50/100/50/50ng/	A-000011.	0 g	0 mL	1	
27-JUL-2007	07:18	KenneyF	STD_5 E07314H 100/200/100/100n	A-000012	0 g	0 mL	1	
27-JUL-2007	08:11	KenneyF	STD_6 E070314I 200/500/200/200	A-000013.	0 g	0 mL	1	
27-JUL-2007	09 04	KenneyF	STD_7 E070314J 500/1000/500/30	A-000014.	0 g	0 mL	1	
27-JUL-2007	09:58	KenneyF	STD_8 E070314K 1000/2000/1000/	A-000015.	0 g	0 mL	1	
27-JUL-2007	10:51	KenneyF	Blank	A-000016	0 g	0 mL	1	
27-JUL-2007	11:44	KenneyF	ICV_6 E060320A 200/500/200/500	A-000017.	0 g	0 mL	1	
27-JUL-2007	12:37	KenneyF	STD_5 E07314H 100/200/100/100n	A-000018.	0 g	0 mL	1	
27-JUL-2007	13.30	KenneyF	J205C1AAB 7197434 G7G160000-MB	A-000019.	1000 mL	20 mL	1	
27-JUL-2007	14:23	KenneyF	J205C1ACC 7197434 G7G160000-LC	A-000020.	1000 mL	20 mL	1	
27-JUL-2007	15:16	KenneyF	J2RPQ1AA 7197434 D7G120369-1	A-000021.	955 mL	20 mL	1	
27-JUL-2007	16:09	KenneyF	J2RPT1AA 7197434 D7G120369-2	A-000022.	978 mL	20 mL	1	
27-JUL-2007	17:02	KenneyF	J2RPV1AA 7197434 D7G120369-3	A-000023.	999 mL	20 mL	1	
27-JUL-2007	17:55	KenneyF	J2RPV1ACS 7197434 D7G120369-3M	A-000024.	991 mL	20 mL	1	
27-JUL-2007	18:48	KenneyF	J2RPV1ADD 7197434 D7G120369-3M	A-000025.	973 mL	20 mL	1	
27-JUL-2007	19:41	KenneyF	J2RPX1AA 7197434 D7G120369-4	A-000026.	986 mL	20 mL	1	
27-JUL-2007	20:34	KenneyF	J2RP01AA 7197434 D7G120369-5	A-000027.	953 mL	20 mL	1	
27-JUL-2007	21:27	KenneyF	J28C41AAB 7200685 G7G190000-MB	A-000028.	1000 mL	20 mL	1	
27-JUL-2007	22:20	KenneyF	STD_5 E07314H 100/200/100/100n	A-000029.	0 g	0 mL	1	
27-JUL-2007	23:13	KenneyF	J28C41ACC 7200685 G7G190000-LC	A-000030	1000 mL	20 mL	1	
28-JUL-2007	00:06	KenneyF	J2WVV1AA 7200685 D7G130394-1	A-000031.	988 mL	20 mL	1	
28-JUL-2007	00:59	KenneyF	J2WV11AA 7200685 D7G130394-2	A-000032.	954 mL	20 mL	1	
28-JUL-2007	01:52	KenneyF	J2WV21AA 7200685 D7G130394-3	A-000033.	986 mL	20 mL	1	
28-JUL-2007	02:45	KenneyF	J2WV31AA 7200685 D7G130394-4	A-000034.	994 mL	20 mL	1	
28-JUL-2007	03:38	KenneyF	J2WV41AA 7200685 D7G130394-5	A-000035.	991 mL	20 mL	1	
28-JUL-2007	04:31	KenneyF	J27J81AAB 7200565 G7G190000-MB	A-000036.	1000 mL	20 mL	1	
28-JUL-2007	05:24	KenneyF	J27J81ACC 7200565 G7G190000-LC	A-000037.	1000 mL	20 mL	1	
28-JUL-2007	06:17	KenneyF	J2RN61AA 7200565 D7G120365-1	A-000038.	1006 mL	20 mL	1	
28-JUL-2007	07:10	KenneyF	J2RN81AA 7200565 D7G120365-2	A-000039.	1012 mL	20 mL	1	
28-JUL-2007	08:03	KenneyF	STD_5 E07314H 100/200/100/100n	A-000040.	0 g	0 mL	1	
28-JUL-2007	08:56	KenneyF	STD_1 E070712A 5/0/0/0ng/mL	A-000041.	0 g	0 mL	1	
28-JUL-2007	09:49	KenneyF	STD_3 E070712B 20/50/20/20ng/m	A-000042.	0 g	0 mL	1	
28-JUL-2007	10:42	KenneyF	J3EPJ1AAB 7204461 G7G230000-MB	A-000043.	1000 mL	20 mL	1	
28-JUL-2007	11:35	KenneyF	J3EPJ1ADB 7204461 G7G230000-FB	A-000044.	1000 mL	20 mL	1	
28-JUL-2007	12.28	KenneyF	CCV_5 PRIMER	A-000045.	0 g	0 mL	1	
28-JUL-2007	13:21	KenneyF	CCV_5 PRIMER	A-000046.	0 g	0 mL	1	
28-JUL-2007	14:14	KenneyF	J2WVV1AA 7200685 D7G130394-1 R	A-000047.	988 mL	20 mL	1	
28-JUL-2007	15:07	KenneyF	STD_5 E07314H 100/200/100/100n	A-000048.	0 g	0 mL	1	
28-JUL-2007	16:00	KenneyF	STD_1 E070712A 5/0/0/0ng/mL	A-000049	0 g	0 mL	1	

TestAmerica West Sacramento
GC/LC INSTRUMENT LOG

Page# 1
Book# 3097

GC/LC SEMI-VOLATILES

Standard ID's

@ CCVVE 207262007.B

Inst ID : LC10.I
Batch ID . 07262007 B
Ical Date: See Calibration Report
Methods : Method 8330
Test : SOP SAC-LC-0009

Date	Time	Operator	Sample ID	File ID	Vol or Wt	Extract Vol	Diln	Comments
28-JUL-2007	16:53	KenneyF	STD_3 E070712B 20/50/20/20ng/m	A-000050.	0 g	0 mL	1	
28-JUL-2007	17:46	KenneyF	J3EPJ1ACC 7204461 G7G230000-LC	A-000051	1000 mL	20 mL	1	
28-JUL-2007	18.39	KenneyF	J2JL12AF 7204461 A7G100102-1	A-000052.	931 mL	20 mL	1	
28-JUL-2007	19:32	KenneyF	J2JL32AF 7204461 A7G100102-3	A-000053	864 mL	20 mL	1	
28-JUL-2007	20:25	KenneyF	J2JL52AF 7204461 A7G100102-5	A-000054.	913 mL	20 mL	1	
28-JUL-2007	21:18	KenneyF	J2JL72AF 7204461 A7G100102-7	A-000055	910 mL	20 mL	1	
28-JUL-2007	22.11	KenneyF	J2JMA2AP 7204461 A7G100102-9	A-000056.	830 mL	20 mL	1	
28-JUL-2007	23:04	KenneyF	J2JMA1A4S 7204461 A7G100102-9M	A-000057	812 mL	20 mL	1	
28-JUL-2007	23 58	KenneyF	J2JMA1A5D 7204461 A7G100102-9M	A-000058.	831 mL	20 mL	1	
29-JUL-2007	00:51	KenneyF	STD_5 E07314H 100/200/100/100n	A-000059.	0 g	0 mL	1	
29-JUL-2007	01:44	KenneyF	STD_1 E070712A 5/0/0/0ng/mL	A-000060.	0 g	0 mL	1	
29-JUL-2007	02:37	KenneyF	STD_3 E070712B 20/50/20/20ng/m	A-000061.	0 g	0 mL	1	
29-JUL-2007	03.30	KenneyF	J2JMD2AF 7204461 A7G100102-11	A-000062.	828 mL	20 mL	1	
29-JUL-2007	04:23	KenneyF	J2JMG2AF 7204461 A7G100102-13	A-000063.	813 mL	20 mL	1	
29-JUL-2007	05:16	KenneyF	J2JMK2AF 7204461 A7G100102-16	A-000064.	908 mL	20 mL	5	
29-JUL-2007	06:09	KenneyF	J2JMM2AF 7204461 A7G100102-18	A-000065.	907 mL	20 mL	5	
29-JUL-2007	07:02	KenneyF	J2JMQ2AF 7204461 A7G100102-20	A-000066.	853 mL	20 mL	1	
29-JUL-2007	07:55	KenneyF	STD_5 E07314H 100/200/100/100n	A-000067.	0 g	0 mL	1	
29-JUL-2007	08.47	KenneyF	STD_1 E070712A 5/0/0/0ng/mL	A-000068.	0 g	0 mL	1	
29-JUL-2007	09:40	KenneyF	STD_3 E070712B 20/50/20/20ng/m	A-000069	0 g	0 mL	1	
29-JUL-2007	10:33	KenneyF	J205C1AAB 7197434 G7G160000-MB	A-000070.	1000 mL	20 mL	1	
29-JUL-2007	11:26	KenneyF	J2RPQ1AA 7197434 D7G120369-1-R	A-000071.	955 mL	20 mL	1	
29-JUL-2007	12:19	KenneyF	J2RPT1AA 7197434 D7G120369-2-R	A-000072.	978 mL	20 mL	1	
29-JUL-2007	13:12	KenneyF	J28C41AAB 7200685 G7G190000-MB	A-000073.	1000 mL	20 mL	1	
29-JUL-2007	14:05	KenneyF	J2WV41AA 7200685 D7G130394-5-R	A-000074	991 mL	20 mL	1	
29-JUL-2007	14:58	KenneyF	J27J81AAB 7200565 G7G190000-MB	A-000075.	1000 mL	20 mL	1	
29-JUL-2007	15.51	KenneyF	J2RN61AA 7200565 D7G120365-1-R	A 000076.	1006 mL	20 mL	1	
29-JUL-2007	16:44	KenneyF	J2RN81AA 7200565 D7G120365-2-R	A-000077.	1012 mL	20 mL	1	
29-JUL-2007	17 37	KenneyF	J3AX71AAB 7201456 G7G200000-MB	A-000078.	2 g	40 mL	1	
29-JUL-2007	18:30	KenneyF	STD_5 E07314H 100/200/100/100n	A-000079.	0 g	0 mL	1	
29-JUL-2007	19.23	KenneyF	J3AX71ACC 7201456 G7G200000-LC	A-000080.	2 g	40 mL	1	
29-JUL-2007	20:16	KenneyF	J3AX71ADL 7201456 G7G200000-LC	A-000081.	2 g	40 mL	1	
29-JUL-2007	21:09	KenneyF	J2QN41AA 7201456 G7G120240-1	A-000082	2.02 g	40 mL	1	
29-JUL-2007	22 03	KenneyF	J2QN41ACS 7201456 G7G120240-1M	A-000083	2 g	40 mL	1	
29-JUL-2007	22:56	KenneyF	J2QN41ADD 7201456 G7G120240-1M	A-000084.	2 g	40 mL	1	
29-JUL-2007	23.49	KenneyF	J2QN91AA 7201456 G7G120240-2	A-000085.	2 g	40 mL	1	
30-JUL-2007	00:42	KenneyF	J2QPD1AA 7201456 G7G120240-3	A-000086.	2 g	40 mL	1	
30-JUL-2007	01:35	KenneyF	J2QPG1AA 7201456 G7G120240-4	A-000087.	2.02 g	40 mL	1	
30-JUL-2007	02:28	KenneyF	J25Q71AC 7201456 G7G190258-1	A-000088.	2 g	40 mL	1	
30-JUL-2007	03 21	KenneyF	J25RF1AC 7201456 G7G190258-2	A-000089.	2.01 g	40 mL	1	
30-JUL-2007	04:14	KenneyF	STD_5 E07314H 100/200/100/100n	A-000090.	0 g	0 mL	1	
30-JUL-2007	05:07	KenneyF	STD_1 E070712A 5/0/0/0ng/mL	A-000091.	0 g	0 mL	1	
30-JUL-2007	06:00	KenneyF	STD_3 E070712B 20/50/20/20ng/m	A-000092.	0 g	0 mL	1	
30-JUL-2007	06:53	KenneyF	J21TC1AAB 7198272 G7G170000-MB	A-000093.	1000 mL	20 mL	1	
30-JUL-2007	07 46	KenneyF	J21TC1ADB 7198272 G7G170000-FB	A-000094.	1000 mL	20 mL	1	
30-JUL-2007	08:39	KenneyF	J21TC1ACC 7198272 G7G170000-LC	A-000095.	1000 mL	20 mL	1	
30-JUL-2007	09:32	KenneyF	J2N9X1AF 7198272 A7G120101-1	A-000096.	1004 mL	20 mL	1	
30-JUL-2007	10:25	KenneyF	J2N931AF 7198272 A7G120101-3	A-000097.	998 mL	20 mL	1	
30-JUL-2007	11:19	KenneyF	J2N951AF 7198272 A7G120101-5	A-000098.	994 mL	20 mL	1	

TestAmerica West Sacramento

A-000104.D

Chromatography Summary

Method 8330 Target Analyte Results

Injection Date:	7/30/2007 16 37	Operator:	KenneyF
DataFile:	LC10 I\07262007.B\A-000104.D	Vial Num:	11
Instrument ID:	LC10		

Sample : **STD_1 E070712A 5/0/0/0ng/mL**

Method File:	LC10 I\07262007.B\8330AB M		
Start Cal Date:	7/27/2007 3:46	End Cal Date:	7/27/2007 9:58

Dilution Factor	Extract Volume	Sample Volume	Sample Weight
1X	0 mL	0 mL	0 g

Matrix: NONE SubList: EXPW sub SpikeList:

Samp. Info: STD_1 E070712A 5/0/0/0ng/mL,2

Misc. Info: ,1, ; ; ;3;EXPW.sub; ;0;1

	Signal 1 UV 250-265							Signal 2 UV 358-205								
Compound Name	RT	Response	PPB	Spike Level	%D	Result	Flag	RT	Response	PPB	Spike Level	%D	Result	Flag	Limits(%)	Flag
3,4-Dinitrotoluene				5	-100%	Fails					5	-100%	Fails		(±15)	
HMX	5.26	563	4.7430<	5	-5%	Acceptable					5	-100%	Fails		(±15)	45
~~RDX~~	~~7.82~~	~~248~~	~~3.4140<~~	~~5~~	~~-32%~~	~~Fails~~					5	-100%	Fails		(±15)	45
Picric ACID	9.13	48	0.6337	10	-94%	Fails					10	-100%	Fails		(±15)	45
1,3,5-Trinitrobenzene	10 25	699	5.0970<	5	2%	Acceptable					5	-100%	Fails		(±15)	45
1,3-Dinitrobenzene	13.35	661	5 1240<	5	2%	Acceptable					5	-100%	Fails		(±15)	45
TETRYL	14.37	338	4 4770<	5	-10%	Acceptable					5	-100%	Fails		(±15)	45
Nitrobenzene	15 30	292	5 3640<	5	7%	Acceptable					5	-100%	Fails		(±15)	45
2,4,6-Trinitrotoluene	16 64	415	5 2530<	5	5%	Acceptable					5	-100%	Fails		(±15)	45
4-AM-2,6-DNT	17.61	306	5 2740<	5	5%	Acceptable					5	-100%	Fails		(±15)	45
2-AM-4,6-DNT	18 74	345	5 0760<	5	2%	Acceptable					5	-100%	Fails		(±15)	45
2,6-Dinitrotoluene	20 48	263	5 5860<	5	12%	Acceptable					5	-100%	Fails		(±15)	45
2,4-Dinitrotoluene	21.25	399	5 2810<	5	6%	Acceptable					5	-100%	Fails		(±15)	45
2-Nitrotoluene	25.02	181	6.0890<	5	22%	Fails					5	-100%	Fails		(±15)	45
4-Nitrotoluene	26.82	199	5 6970<	5	14%	Acceptable					5	-100%	Fails		(±15)	45
3-Nitrotoluene	28 95	191	5 5690<	5	11%	Acceptable					5	-100%	Fails		(±15)	45
Nitroglycerin				5	-100%	Fails					5	-100%	Fails		(±15)	
PETN				5	-100%	Fails					5	-100%	Fails		(±15)	

MDL passes ± 30% except RDX See MDL check
[illegible] 7/31/07

Notes
M = Manually Integrated
D = Operator Disabled Result
O = Over Calibration Range
< = Primary Value
4 = Signals Differ by More Than 40%
5 = Signals Differ by More Than 50%

Printed: 7/31/2007 12:32 PM

TestAmerica West Sacramento

A-000130.D

Chromatography Summary

Method 8330 Target Analyte Results

Injection Date: 7/31/2007 15:36 **Operator:** KenneyF
DataFile: LC10 I\07262007 B\A-000130.D **Vial Num:** 14
Instrument ID: LC10

Sample: **STD_1 E070712A 5/0/0/0ng/mL**

Method File: LC10.I\07262007 B\8330AB M
Start Cal Date: 7/27/2007 3 46 **End Cal Date:** 7/27/2007 9:58

Dilution Factor	Extract Volume	Sample Volume	Sample Weight
1X	0 mL	0 mL	0 g

Matrix: NONE **SubList:** EXPW.sub **SpikeList:**
Samp. Info: STD_1 E070712A 5/0/0/0ng/mL,2
Misc. Info: ,1: , , ,3;EXPW sub, ,0;1

	Signal 1 UV 250-265							Signal 2 UV 358-205								
Compound Name	RT	Response	PPB	Spike Level	%D	Result	Flag	RT	Response	PPB	Spike Level	%D	Result	Flag	Limits(%)	Flag
3,4-Dinitrotoluene				5	-100%	Fails					5	-100%	Fails		(±15)	
HMX	5.25	576	4.8530<	5	-3%	Acceptable					5	-100%	Fails		(±15)	45
~~RDX~~	~~7.82~~	~~252~~	~~3.4690<~~	~~5~~	~~-31%~~	~~Fails~~					5	-100%	Fails		(±15)	45
Picric ACID				10	-100%	Fails					10	-100%	Fails		(±15)	
1,3,5-Trinitrobenzene	10.24	681	4.9660<	5	-1%	Acceptable					5	-100%	Fails		(±15)	45
1,3-Dinitrobenzene	13 33	647	5.0160<	5	0%	Acceptable					5	-100%	Fails		(±15)	45
TETRYL	14.35	351	4 6490<	5	-7%	Acceptable					5	-100%	Fails		(±15)	45
Nitrobenzene	15.30	289	5.3090<	5	6%	Acceptable					5	-100%	Fails		(±15)	45
2,4,6-Trinitrotoluene	16.67	400	5.0630<	5	1%	Acceptable					5	-100%	Fails		(±15)	45
4-AM-2,6-DNT	17 59	304	5 2400<	5	5%	Acceptable					5	-100%	Fails		(±15)	45
2-AM-4,6-DNT	18.71	325	4.7820<	5	-4%	Acceptable					5	-100%	Fails		(±15)	45
2,6-Dinitrotoluene	20.43	253	5 3730<	5	7%	Acceptable					5	-100%	Fails		(±15)	45
2,4-Dinitrotoluene	21.17	387	5.1220<	5	2%	Acceptable					5	-100%	Fails		(±15)	45
2-Nitrotoluene	25.00	163	5 4840<	5	10%	Acceptable					5	-100%	Fails		(±15)	45
4-Nitrotoluene	26.84	183	5.2390<	5	5%	Acceptable					5	-100%	Fails		(±15)	45
3-Nitrotoluene	28.90	174	5.0730<	5	1%	Acceptable					5	-100%	Fails		(±15)	45
Nitroglycerin				5	-100%	Fails					5	-100%	Fails		(±15)	
PETN				5	-100%	Fails					5	-100%	Fails		(±15)	

MRL passes ± 30% except RDX See MDL check
JM 8/1/07

Notes:
M = Manually Integrated
D = Operator Disabled Result
O = Over Calibration Range
< = Primary Value
4 = Signals Differ by More Than 40%
5 = Signals Differ by More Than 50%

Printed: 7/31/2007 5:23 PM

TestAmerica West Sacramento
GC/LC INSTRUMENT LOG

Page# 15
Book# 3100

GC/LC SEMI-VOLATILES

Standard ID's

Curve 07122007.B

Inst ID : LC9.I
Batch ID : 08012007.B
Ical Date. See Calibration Report
Methods : Method 8330
Test : SOP SAC-LC-0009

Date	Time	Operator	Sample ID	File ID	Vol or Wt	Extract Vol	Diln	Comments
01-AUG-2007	12:00	KenneyF	CCV_5 Primer	C-000001.	0 g	0 mL	1	
01-AUG-2007	13:03	KenneyF	CCV_5 Primer	C-000002.	0 g	0 mL	1	
01-AUG-2007	14:06	KenneyF	CCV_5 E070314H 100/200/100/100	C-000003.	0 g	0 mL	1	
01-AUG-2007	15:09	KenneyF	CCV_1 E070712A 5/0/0/0ng/mL	C-000004.	0 g	0 mL	1	
01-AUG-2007	16:12	KenneyF	CCV_3 E070712B 20/50/20/20ng/m	C-000005.	0 g	0 mL	1	
01-AUG-2007	17:15	KenneyF	J21TC1AAB 7198272 G7G170000-MB	C-000006.	1000 mL	20 mL	1	
01-AUG-2007	18:18	KenneyF	J2N9X1AF 7198272 A7G120101-1	C-000007	1004 mL	20 mL	1	
01-AUG-2007	19:22	KenneyF	J2N931AF 7198272 A7G120101-3	C-000008.	998 mL	20 mL	1	
01-AUG-2007	20:25	KenneyF	J2N951AF 7198272 A7G120101-5	C-000009.	994 mL	20 mL	1	
01-AUG-2007	21:28	KenneyF	J2PAM1AF 7198272 A7G120101-12	C-000010.	1017 mL	20 mL	5	
01-AUG-2007	22:31	KenneyF	J2PA21AF 7198272 A7G120101-14	C-000011.	1015 mL	20 mL	5	
01-AUG-2007	23:34	KenneyF	J2PDE1AF 7198272 A7G120101-29	C-000012.	924 mL	20 mL	1	
02-AUG-2007	00:38	KenneyF	J24AV1AAB 7199257 G7G180000-MB	C-000013	1000 mL	20 mL	1	
02-AUG-2007	01.41	KenneyF	J2Q9W1AG 7199257 A7G120309-10	C-000014.	1040 mL	20 mL	1	
02-AUG-2007	02:44	KenneyF	CCV_5 E070314H 100/200/100/100	C-000015.	0 g	0 mL	1	
02-AUG-2007	03:47	KenneyF	CCV_1 E070712A 5/0/0/0ng/mL	C-000016.	0 g	0 mL	1	
02-AUG-2007	04:50	KenneyF	CCV_3 E070712B 20/50/20/20ng/m	C-000017.	0 g	0 mL	1	
02-AUG-2007	10.07	KenneyF	J3V3E1AAB 7211570 G7G300000-MB	C-000019.	2 g	40 mL	1	
02-AUG-2007	11:10	KenneyF	CCV_5 E070314H 100/200/100/100	C-000020.	0 g	0 mL	1	

Method Blank Outlier Report

Lab Reporting Batch : A7G120309
Lab ID: STLCAN
Analysis Method : 8330
Analysis Date : 07/31/2007
Preparation Type : 3535
Preparation Date : 07/18/2007
Method Blank Lab Sample ID : G7G180000257B
Preparation Batch : 7199257

1,3,5-Trinitrobenzene	Result	Reporting Limit	Units	Lab Qual	Comments
Method Blank Result:	0.039	0.10	ug/L	J	

1,3,5-Trinitrobenzene contamination found in the method blank did not qualify any samples.

METHOD BLANK REPORT

HPLC

Client Lot #...: A7G120309 **Work Order #...:** J24AV1AA **Matrix.....:** WATER
MB Lot-Sample #: G7G180000-257

Prep Date.....: 07/18/07
Analysis Date..: 07/31/07 **Prep Batch #...:** 7199257
Dilution Factor: 1

PARAMETER	RESULT	REPORTING LIMIT	UNITS	METHOD
Nitroglycerin	ND	0.65	ug/L	SW846 8330
PETN	ND	0.65	ug/L	SW846 8330
2-Amino-4,6-dinitrotoluene	ND	0.10	ug/L	SW846 8330
4-Amino-2,6-dinitrotoluene	ND	0.10	ug/L	SW846 8330
1,3-Dinitrobenzene	ND	0.10	ug/L	SW846 8330
2,4-Dinitrotoluene	ND	0.10	ug/L	SW846 8330
2,6-Dinitrotoluene	ND	0.10	ug/L	SW846 8330
HMX	ND	0.10	ug/L	SW846 8330
Nitrobenzene	ND	0.10	ug/L	SW846 8330
2-Nitrotoluene	ND	0.50	ug/L	SW846 8330
3-Nitrotoluene	ND	0.50	ug/L	SW846 8330
4-Nitrotoluene	ND	0.50	ug/L	SW846 8330
RDX	ND	0.10	ug/L	SW846 8330
Tetryl	ND	0.10	ug/L	SW846 8330
1,3,5-Trinitrobenzene	**0.039 J**	**0.10**	**ug/L**	**SW846 8330**
2,4,6-Trinitrotoluene	ND	0.10	ug/L	SW846 8330

SURROGATE	PERCENT RECOVERY	RECOVERY LIMITS
3,4-Dinitrotoluene	87	(83 - 113)

NOTE(S):

Calculations are performed before rounding to avoid round-off errors in calculated results.

J Estimated result. Result is less than RL.

Environmental Quality Mgt., Inc.

Client Sample ID: FWGEQUIPRinse3-0503-GW

HPLC

Lot-Sample #...: A7G120101-029 **Work Order #...:** J2PDE1AF **Matrix.....:** WQ
Date Sampled...: 07/11/07 15:30 **Date Received..:** 07/12/07
Prep Date.....: 07/17/07 **Analysis Date..:** 07/31/07
Prep Batch #...: 7198272
Dilution Factor: 1.08 **Method.....:** SW846 8330

PARAMETER	RESULT	REPORTING LIMIT	UNITS	MDL
PETN	**0.62 J**	**0.70**	**ug/L**	**0.32**
Nitroglycerin	ND	0.70	ug/L	0.36
2-Amino-4,6-dinitrotoluene	ND	0.11	ug/L	0.11
4-Amino-2,6-dinitrotoluene	ND	0.11	ug/L	0.054
1,3-Dinitrobenzene	ND	0.11	ug/L	0.054
2,4-Dinitrotoluene	ND	0.11	ug/L	0.054
2,6-Dinitrotoluene	ND	0.11	ug/L	0.054
HMX	ND	0.11	ug/L	0.039
Nitrobenzene	**0.16 PG**	**0.11**	**ug/L**	**0.054**
2-Nitrotoluene	ND	0.54	ug/L	0.095
3-Nitrotoluene	ND	0.54	ug/L	0.062
4-Nitrotoluene	ND	0.54	ug/L	0.095
RDX	ND	0.11	ug/L	0.039
Tetryl	ND	0.11	ug/L	0.054
1,3,5-Trinitrobenzene	ND	0.11	ug/L	0.032
2,4,6-Trinitrotoluene	ND	0.11	ug/L	0.054

SURROGATE	PERCENT RECOVERY	RECOVERY LIMITS
3,4-Dinitrotoluene	87	(83 - 113)

NOTE(S):

J Estimated result. Result is less than RL.

PG The percent difference between the original and confirmation analyses is greater than 40%.

QC Outlier Report: Equipment Blank

Lab Reporting Batch : A7G120309
Lab ID: STLCAN
Method/Preparation Batch : 7199257 / 7199257
Analysis Date : 07/31/2007
Client Sample ID : FWGEQUIPRinse4-0504-GW
Preparation Date : 07/18/2007
Lab Sample ID : A7G120309010
Preparation Type : 3535

Analysis Method : 8330

2,4-Dinitrotoluene	Result	Reporting Limit	Units	Lab Qual	Comments
Equipment Blank Result:	0.057	0.096	ug/L	J	

2,4-Dinitrotoluene contamination found in the equipment blank did not qualify any samples.

2,6-Dinitrotoluene	Result	Reporting Limit	Units	Lab Qual	Comments
Equipment Blank Result:	0.084	0.096	ug/L	J	

2,6-Dinitrotoluene contamination found in the equipment blank did not qualify any samples.

Nitrobenzene	Result	Reporting Limit	Units	Lab Qual	Comments
Equipment Blank Result:	0.20	0.096	ug/L	PG	

Nitrobenzene contamination found in the equipment blank did not qualify any samples.

Pentaerythritol Tetranitrate (PETN)	Result	Reporting Limit	Units	Lab Qual	Comments
Equipment Blank Result:	0.66	0.62	ug/L	PG	

Pentaerythritol Tetranitrate (PETN) contamination found in the equipment blank did not qualify any samples.

LABORATORY CONTROL SAMPLE EVALUATION REPORT

HPLC

Client Lot #...: A7G120309 **Work Order #...:** J24AV1AC **Matrix.....:** WATER
LCS Lot-Sample#: G7G180000-257
Prep Date.....: 07/18/07 **Analysis Date..:** 07/31/07
Prep Batch #...: 7199257
Dilution Factor: 1

PARAMETER	PERCENT RECOVERY	RECOVERY LIMITS	METHOD
Nitroglycerin	**96**	**(81 - 111)**	**SW846 8330**
PETN	**98**	**(83 - 113)**	**SW846 8330**
2-Amino-4,6-dinitrotoluene	**114**	**(83 - 116)**	**SW846 8330**
4-Amino-2,6-dinitrotoluene	**106**	**(79 - 110)**	**SW846 8330**
1,3-Dinitrobenzene	**108**	**(90 - 124)**	**SW846 8330**
2,4-Dinitrotoluene	**107**	**(85 - 117)**	**SW846 8330**
2,6-Dinitrotoluene	**106**	**(84 - 119)**	**SW846 8330**
HMX	**105**	**(88 - 123)**	**SW846 8330**
Nitrobenzene	**110**	**(85 - 124)**	**SW846 8330**
2-Nitrotoluene	**107**	**(81 - 117)**	**SW846 8330**
3-Nitrotoluene	**108**	**(77 - 118)**	**SW846 8330**
4-Nitrotoluene	**108**	**(80 - 120)**	**SW846 8330**
RDX	**110**	**(91 - 121)**	**SW846 8330**
Tetryl	**96**	**(72 - 115)**	**SW846 8330**
1,3,5-Trinitrobenzene	**108**	**(87 - 123)**	**SW846 8330**
2,4,6-Trinitrotoluene	**107**	**(82 - 118)**	**SW846 8330**

SURROGATE	PERCENT RECOVERY	RECOVERY LIMITS
3,4-Dinitrotoluene	92	(83 - 113)

NOTE(S):

Calculations are performed before rounding to avoid round-off errors in calculated results.

Bold print denotes control parameters

Matrix Spike / Matrix Spike Duplicate Recovery and RPD Outlier Report

Method Batch : 7199257 **Analysis Method :** 8330 **Analysis Date :** 07/31/2007

Preparation Batch : 7199257 **Preparation Type :** 3535 **Preparation Date :** 07/18/2007

Lab Reporting Batch : A7G120309 **Lab ID:** STLCAN

Client Sample ID	Lab Sample ID	Matrix	Analyte Name	Reported *		Project Limits (Percent)			
				Percent Recovery	RPD	Rejection Point**	Lower Limit	Upper Limit	RPD
FWGBKGmw-017C-0469	A7G120309001D	AQ	1,3,5-Trinitrobenzene		24	0.00	40.00	140.00	20.00

Associated Samples: Parent sample only

Client Sample ID	Lab Sample ID
FWGBKGmw-017C-0469-GW	A7G120309001

* Only those Percent Recovery and/or RPD values outside project limits are listed in this report.
** Metal are also assessed against an upper rejection point of 150 percent for waters and 200 percent for soils and sediments

Project Number and Name: 030240.0005 - Ravenna GW

MATRIX SPIKE SAMPLE EVALUATION REPORT

HPLC

Client Lot #...: A7G120309 Work Order #...: J2Q8W1AQ-MS Matrix.....: WG
MS Lot-Sample #: A7G120309-001 J2Q8W1AR-MSD
Date Sampled...: 07/12/07 09:15 Date Received..: 07/12/07
Prep Date.....: 07/18/07 Analysis Date..: 07/31/07
Prep Batch #...: 7199257
Dilution Factor: 1.17

PARAMETER	PERCENT RECOVERY	RECOVERY LIMITS	RPD	RPD LIMITS	METHOD
Nitroglycerin	96	(81 - 111)			SW846 8330
	93	(81 - 111)	10	(0-15)	SW846 8330
PETN	99	(83 - 113)			SW846 8330
	94	(83 - 113)	13	(0-16)	SW846 8330
2-Amino-4,6-dinitrotoluene	109	(83 - 116)			SW846 8330
	109	(83 - 116)	7.8	(0-15)	SW846 8330
4-Amino-2,6-dinitrotoluene	99	(79 - 110)			SW846 8330
	101	(79 - 110)	5.7	(0-17)	SW846 8330
1,3-Dinitrobenzene	106	(90 - 124)			SW846 8330
	103	(90 - 124)	10	(0-15)	SW846 8330
2,4-Dinitrotoluene	106	(85 - 117)			SW846 8330
	102	(85 - 117)	11	(0-15)	SW846 8330
2,6-Dinitrotoluene	106	(84 - 119)			SW846 8330
	102	(84 - 119)	12	(0-15)	SW846 8330
HMX	107	(88 - 123)			SW846 8330
	102	(88 - 123)	12	(0-15)	SW846 8330
Nitrobenzene	112	(85 - 124)			SW846 8330
	105	(85 - 124)	14	(0-15)	SW846 8330
2-Nitrotoluene	110	(81 - 117)			SW846 8330
	107	(81 - 117)	10	(0-15)	SW846 8330
3-Nitrotoluene	107	(77 - 118)			SW846 8330
	104	(77 - 118)	10	(0-15)	SW846 8330
4-Nitrotoluene	96	(80 - 120)			SW846 8330
	105	(80 - 120)	1.2	(0-15)	SW846 8330
RDX	104	(91 - 121)			SW846 8330
	100	(91 - 121)	11	(0-15)	SW846 8330
Tetryl	87	(72 - 115)			SW846 8330
	87	(72 - 115)	8.2	(0-15)	SW846 8330
1,3,5-Trinitrobenzene	119	(87 - 123)			SW846 8330
	100 p	(87 - 123)	24	(0-15)	SW846 8330
2,4,6-Trinitrotoluene	101	(82 - 118)			SW846 8330
	100	(82 - 118)	8.9	(0-16)	SW846 8330

(Continued on next page)

MATRIX SPIKE SAMPLE EVALUATION REPORT

HPLC

Client Lot #...: A7G120309 **Work Order #...:** J2Q8W1AQ-MS **Matrix.....:** WG
MS Lot-Sample #: A7G120309-001 J2Q8W1AR-MSD

SURROGATE	PERCENT RECOVERY	RECOVERY LIMITS
3,4-Dinitrotoluene	92	(83 - 113)
	91	(83 - 113)

NOTE(S):

Calculations are performed before rounding to avoid round-off errors in calculated results.

Bold print denotes control parameters

p Relative percent difference (RPD) is outside stated control limits.

Environmental Quality Mgt., Inc.

Client Sample ID: FWGBKGmw-017C-0469-GW

Dissolved HPLC

Lot-Sample #...:	A7G120309-001	**Work Order #...:**	J2Q8W1A1	**Matrix.....:**	WG
Date Sampled...:	07/12/07 09:15	**Date Received..:**	07/12/07		
Prep Date.....:	07/17/07	**Analysis Date..:**	07/20/07		
Prep Batch #...:	7198413				
Dilution Factor:	1	**Method.....:**	SW846 8330 (Modif		

PARAMETER	RESULT	REPORTING LIMIT	UNITS	MDL
Nitroguanidine	ND	20	ug/L	9.7

Environmental Quality Mgt., Inc.

Client Sample ID: FWGBKGmw-016C-0468-GW

Dissolved HPLC

Lot-Sample #...: A7G120309-003 Work Order #...: J2Q9L1AA Matrix.....: WG
Date Sampled...: 07/12/07 11:55 Date Received..: 07/12/07
Prep Date.....: 07/17/07 Analysis Date..: 07/20/07
Prep Batch #...: 7198413
Dilution Factor: 1 Method.....: SW846 8330 (Modif

PARAMETER	RESULT	REPORTING LIMIT	UNITS	MDL
Nitroguanidine	ND	20	ug/L	9.7

Environmental Quality Mgt., Inc.

Client Sample ID: FWGBKGmw-006C-0462-GW

Dissolved HPLC

Lot-Sample #...:	A7G120309-006	Work Order #...:	J2Q9Q1AA	Matrix.....:	WG
Date Sampled...:	07/12/07 09:33	Date Received..:	07/12/07		
Prep Date.....:	07/17/07	Analysis Date..:	07/20/07		
Prep Batch #...:	7198413				
Dilution Factor:	1	Method.....:	SW846 8330 (Modif		

PARAMETER	RESULT	REPORTING LIMIT	UNITS	MDL
Nitroguanidine	ND	20	ug/L	9.7

Environmental Quality Mgt., Inc.

Client Sample ID: FWGBKGmw-018C-0470-GW

Dissolved HPLC

Lot-Sample #...:	A7G120309-009	**Work Order #...:**	J2Q9V1AA	**Matrix.....:**	WG
Date Sampled...:	07/12/07 11:20	**Date Received..:**	07/12/07		
Prep Date.....:	07/17/07	**Analysis Date..:**	07/20/07		
Prep Batch #...:	7198413				
Dilution Factor:	1	**Method.....:**	SW846 8330 (Modif		

PARAMETER	RESULT	REPORTING LIMIT	UNITS	MDL
Nitroguanidine	ND	20	ug/L	9.7

Environmental Quality Mgt., Inc.

Client Sample ID: FWGEQUIPRinse4-0504-GW

Dissolved HPLC

Lot-Sample #...: A7G120309-010 **Work Order #...:** J2Q9W1AA **Matrix.....:** WQ
Date Sampled...: 07/12/07 12:10 **Date Received..:** 07/12/07
Prep Date.....: 07/17/07 **Analysis Date..:** 07/20/07
Prep Batch #...: 7198413
Dilution Factor: 1 **Method.....:** SW846 8330 (Modif

PARAMETER	RESULT	REPORTING LIMIT	UNITS	MDL
Nitroguanidine	ND	20	ug/L	9.7

Environmental Quality Mgt., Inc.

Client Sample ID: FWGBKGmw-019C-0471-GW

Dissolved HPLC

Lot-Sample #...:	A7G120309-012	**Work Order #...:**	J2Q901AA	**Matrix.....:**	WG
Date Sampled...:	07/11/07 18:30	**Date Received..:**	07/12/07		
Prep Date.....:	07/17/07	**Analysis Date..:**	07/20/07		
Prep Batch #...:	7198413				
Dilution Factor:	1	**Method.....:**	SW846 8330 (Modif		

PARAMETER	RESULT	REPORTING LIMIT	UNITS	MDL
Nitroguanidine	ND	20	ug/L	9.7

Environmental Quality Mgt., Inc.

Client Sample ID: FWGBKGmw-005C-0461-GW

Dissolved HPLC

Lot-Sample #...:	A7G120309-015	**Work Order #...:**	J2Q941AA	**Matrix.....:**	WG
Date Sampled...:	07/12/07 08:55	**Date Received..:**	07/12/07		
Prep Date.....:	07/17/07	**Analysis Date..:**	07/20/07		
Prep Batch #...:	7198413				
Dilution Factor:	1	**Method.....:**	SW846 8330 (Modif		

PARAMETER	RESULT	REPORTING LIMIT	UNITS	MDL
Nitroguanidine	ND	20	ug/L	9.7

Environmental Quality Mgt., Inc.

Client Sample ID: FWGBKGmw-015C-0467-GW

Dissolved HPLC

Lot-Sample #...:	A7G120309-017	**Work Order #...:**	J2Q991AA	**Matrix.....:**	WG
Date Sampled...:	07/12/07 10:30	**Date Received..:**	07/12/07		
Prep Date.....:	07/17/07	**Analysis Date..:**	07/20/07		
Prep Batch #...:	7198413				
Dilution Factor:	1	**Method.....:**	SW846 8330 (Modif		

PARAMETER	RESULT	REPORTING LIMIT	UNITS	MDL
Nitroguanidine	ND	20	ug/L	9.7

****

Varian Star Workstation - RecalcList Fri Jul 20 17:18:52 2007

RecalcList: C:\Star\Sample list\NQ-07.19.2007.RCL

Created: Thu Jul 19 14:16:32 2007
Modified: Fri Jul 20 17:02:57 2007

PDA-1 NQ Analysis 2 July 2007

****

SAC-LC-0010

Line	Sample Type	Sample Name	Data F
1	Verification	PRIMER	nq-7-19-2007=14;26;36-primer.
2	Verification	PRIMER	nq-7-19-2007=14;47;15-primer.
3	Verification	PRIMER	nq-7-19-2007=15;07;55-primer.
4	Verification	PRIMER	nq-7-19-2007=15;28;34-primer.
5	Verification	PRIMER	nq-7-19-2007=15;49;13-primer.
6	Verification	PRIMER	nq-7-19-2007=16;09;52-primer.
7	Analysis	Water blank	nq-7-19-2007=16;30;34-water blank.
8	Verification	E070427E L4 CCV	nq-7-19-2007=16;51;16-e070427e l4 ccv.
9	Analysis	NQ SOIL QC	nq-7-19-2007=17;11;57-nq soil qc.
10	Analysis	G7G110000-244-MB	nq-7-19-2007=17;32;37-g7g110000-244-mb.
11	Analysis	G7G110000-244-LCS	nq-7-19-2007=17;53;16-g7g110000-244-lcs.
12	Analysis	D7G030321-1	nq-7-19-2007=18;13;54-d7g030321-1.
13	Analysis	D7G030321-2	nq-7-19-2007=18;34;34-d7g030321-2.
14	Analysis	D7G030321-2MS	nq-7-19-2007=18;55;13-d7g030321-2ms.
15	Analysis	D7G030321-2MSD	nq-7-19-2007=19;15;52-d7g030321-2msd.
16	Analysis	D7G030321-3	nq-7-19-2007=19;36;30-d7g030321-3.
17	Analysis	D7G030321-4	nq-7-19-2007=19;57;08-d7g030321-4.
18	Analysis	D7G030321-5	nq-7-19-2007=20;17;47-d7g030321-5.
19	Verification	E070427F L5 CCV	nq-7-19-2007=20;38;33-e070427f l5 ccv.
20	Verification	E070427B L1 CCV	nq-7-19-2007=20;59;12-e070427b l1 ccv.
21	Analysis	G7G130000-473-MB	nq-7-19-2007=21;19;52-g7g130000-473-mb.
22	Analysis	G7G130000-473-LCS	nq-7-19-2007=21;40;32-g7g130000-473-lcs.
23	Analysis	A7G030401-1	nq-7-19-2007=22;01;10-a7g030401-1.
24	Analysis	A7G030401-2	nq-7-19-2007=22;21;48-a7g030401-2.
25	Analysis	A7G030401-3	nq-7-19-2007=22;42;28-a7g030401-3.
26	Analysis	A7G100102-1	nq-7-19-2007=23;03;06-a7g100102-1.
27	Analysis	A7G100102-3	nq-7-19-2007=23;23;46-a7g100102-3.
28	Analysis	A7G100102-5	nq-7-19-2007=23;44;25-a7g100102-5.
29	Analysis	A7G100102-7	nq-7-20-2007=00;05;05-a7g100102-7.
30	Verification	E070427E L4 CCV	nq-7-20-2007=00;25;50-e070427e l4 ccv.
31	Verification	E070427B L1 CCV	nq-7-20-2007=00;46;28-e070427b l1 ccv.
32	Analysis	A7G100102-9	nq-7-20-2007=01;07;07-a7g100102-9.
33	Analysis	A7G100102-9MS	nq-7-20-2007=01;27;47-a7g100102-9ms.
34	Analysis	A7G100102-9MSD	nq-7-20-2007=01;48;27-a7g100102-9msd.
35	Analysis	A7G100102-11	nq-7-20-2007=02;09;06-a7g100102-11.
36	Analysis	A7G100102-13	nq-7-20-2007=02;29;46-a7g100102-13.
37	Analysis	A7G100102-16	nq-7-20-2007=02;50;24-a7g100102-16.
38	Analysis	A7G100102-18	nq-7-20-2007=03;11;04-a7g100102-18.
39	Analysis	A7G100102-20	nq-7-20-2007=03;31;43-a7g100102-20.
40	Verification	E070427E L4 CCV	nq-7-20-2007=03;52;27-e070427e l4 ccv.
41	Verification	E070427B L1 CCV	nq-7-20-2007=04;13;08-e070427b l1 ccv.
42	Analysis	G7G160000-402-MB	nq-7-20-2007=04;33;49-g7g160000-402-mb.
43	Analysis	G7G160000-402-LCS	nq-7-20-2007=04;54;29-g7g160000-402-lcs.
44	Analysis	A7G110101-1	nq-7-20-2007=05;15;08-a7g110101-1.
45	Analysis	A7G110101-3	nq-7-20-2007=05;35;46-a7g110101-3.
46	Analysis	A7G110101-5	nq-7-20-2007=05;56;26-a7g110101-5.
47	Analysis	A7G110101-6	nq-7-20-2007=06;17;05-a7g110101-6.
48	Analysis	A7G110101-9	nq-7-20-2007=06;37;44-a7g110101-9.
49	Analysis	A7G110101-12	nq-7-20-2007=06;58;22-a7g110101-12.
50	Analysis	A7G110101-12MS	nq-7-20-2007=07;19;02-a7g110101-12ms.
51	Analysis	A7G110101-12MSD	nq-7-20-2007=07;39;41-a7g110101-12msd.
52	Verification	E070427E L4 CCV	nq-7-20-2007=08;00;23-e070427e l4 ccv.
53	Verification	E070427B L1 CCV	nq-7-20-2007=08;21;02-e070427b l1 ccv.
54	Analysis	A7G110101-14	nq-7-20-2007=08;41;43-a7g110101-14.
55	Analysis	A7G110101-16	nq-7-20-2007=09;02;21-a7g110101-16.
56	Analysis	A7G110101-18	nq-7-20-2007=09;23;01-a7g110101-18.
57	Analysis	A7G110101-21	nq-7-20-2007=09;43;41-a7g110101-21.
58	Analysis	A7G110101-23	nq-7-20-2007=10;04;22-a7g110101-23.
59	Analysis	A7G110101-25	nq-7-20-2007=10;25;03-a7g110101-25.
60	Analysis	A7G110101-27	nq-7-20-2007=10;45;44-a7g110101-27.
61	Analysis	G7G170000-413-MB	nq-7-20-2007=11;06;26-g7g170000-413-mb.
62	Analysis	G7G170000-413-LCS	nq-7-20-2007=11;27;06-g7g170000-413-lcs.
63	Verification	E070427E L4 CCV	nq-7-20-2007=11;47;49-e070427e l4 ccv.
64	Verification	E070427B L1 CCV	nq-7-20-2007=12;08;30-e070427b l1 ccv.
65	Analysis	A7G120309-1	nq-7-20-2007=12;29;11-a7g120309-1.
66	Analysis	A7G120309-1MS	nq-7-20-2007=12;49;51-a7g120309-1ms.
67	Analysis	A7G120309-1MSD	nq-7-20-2007=13;10;32-a7g120309-1msd.
68	Analysis	A7G120309-3	nq-7-20-2007=13;31;13-a7g120309-3.

69	Analysis	A7G120309-6	nq-7-20-2007=13;51;54-a7g120309-6
70	Analysis	A7G120309-9	nq-7-20-2007=14;12;33-a7g120309-9
71	Analysis	A7G120309-10	nq-7-20-2007=14;33;14-a7g120309-10
72	Analysis	A7G120309-12	nq-7-20-2007=14;53;53-a7g120309-12
73	Analysis	A7G120309-15	nq-7-20-2007=15;14;33-a7g120309-15
74	Analysis	A7G120309-17	nq-7-20-2007=15;35;15-a7g120309-17
75	Verification	E070427E L4 CCV	nq-7-20-2007-15;55;57-e070427e l4 ccv
76	Verification	E070427b l1 CCV	nq-7-20-2007-16;16;37-e070427b l1 ccv
77	Analysis	END RUN	nq-7-20-2007=16;52;52-end run

page 45

METHOD BLANK REPORT

HPLC

Client Lot #...: A7G120309 **Work Order #...:** J22GK1AA **Matrix.....:** WATER
MB Lot-Sample #: G7G170000-413

Prep Date.....: 07/17/07
Analysis Date..: 07/20/07 **Prep Batch #...:** 7198413
Dilution Factor: 1

PARAMETER	RESULT	REPORTING LIMIT	UNITS	METHOD
Nitroguanidine	ND	20	ug/L	SW846 8330 (Modif

NOTE(S):

Calculations are performed before rounding to avoid round-off errors in calculated results.

Environmental Quality Mgt., Inc.

Client Sample ID: FWGEQUIPRinse3-0503-GW

Dissolved HPLC

Lot-Sample #...: A7G120101-029 Work Order #...: J2PDE1AJ Matrix.....: WQ
Date Sampled...: 07/11/07 15:30 Date Received..: 07/12/07
Prep Date.....: 07/19/07 Analysis Date..: 07/27/07
Prep Batch #...: 7200387
Dilution Factor: 1 Method.....: SW846 8330 (Modif

PARAMETER	RESULT	REPORTING LIMIT	UNITS	MDL
Nitroguanidine	ND	20	ug/L	9.7

LABORATORY CONTROL SAMPLE EVALUATION REPORT

HPLC

Client Lot #...: A7G120309 **Work Order #...:** J22GK1AC **Matrix.....:** WATER
LCS Lot-Sample#: G7G170000-413
Prep Date.....: 07/17/07 **Analysis Date..:** 07/20/07
Prep Batch #...: 7198413
Dilution Factor: 1

PARAMETER	PERCENT RECOVERY	RECOVERY LIMITS	METHOD
Nitroguanidine	**96**	**(84 - 123)**	**SW846 8330 (Modified**

NOTE(S):

Calculations are performed before rounding to avoid round-off errors in calculated results.

Bold print denotes control parameters

MATRIX SPIKE SAMPLE EVALUATION REPORT

HPLC

Client Lot #...: A7G120309 **Work Order #...:** J2Q8W1A2-MS **Matrix.....:** WG
MS Lot-Sample #: A7G120309-001 J2Q8W1A3-MSD
Date Sampled...: 07/12/07 09:15 **Date Received..:** 07/12/07
Prep Date.....: 07/17/07 **Analysis Date..:** 07/20/07
Prep Batch #...: 7198413
Dilution Factor: 1

PARAMETER	PERCENT RECOVERY	RECOVERY LIMITS	RPD	RPD LIMITS	METHOD
Nitroguanidine	**99**	**(84 - 123)**			**SW846 8330 (Modified**
	105	**(84 - 123)**	**6.0**	**(0-15)**	**SW846 8330 (Modified**

NOTE(S):

Calculations are performed before rounding to avoid round-off errors in calculated results.

Bold print denotes control parameters

Temperature Outlier Report

Lab Report Batch: A7G120309 **Lab ID:** STLCAN

Client Sample ID	Lab Sample ID	Analysis Method	Matrix	Sample Temp (C)	Temperature Criteria (C)			Between High and Gross Exceedence			Above Gross Exceedence		
								Detect Quals		Non-Detect Qual(s)	Detect Quals		Non-Detect Qual(s)
					Low	High	Gross Exceed	Non-Biased	Biased		Non-Biased	Biased	
FWGBKGmw-019C-0471-G	A7G120309012	√ 8081A	AQ	8.2	2	6	10	J	J-	UJ	J	J-	R
		√ 8082	AQ	8.2	2	6	10	J	J-	UJ	J	J-	R
		√ 8260B	AQ	8.2	2	6	10	J	J-	UJ	J	J-	R
		√ 8270C	AQ	8.2	2	6	10	J	J-	UJ	J	J-	R
		√ 8330	AQ	8.2	2	6	10	J	J-	UJ	J	J-	R
		√ W8330 Modifie	AQ	8.2	2	6	10	J	J-	UJ	J	J-	R

Environmental Quality Mgt., Inc.

Client Sample ID: FWGBKGmw-017C-0469-GW

General Chemistry

Lot-Sample #...: A7G120309-001 Work Order #...: J2Q8W Matrix.....: WG
Date Sampled...: 07/12/07 09:15 Date Received..: 07/12/07

PARAMETER	RESULT	RL	UNITS	METHOD	PREPARATION-ANALYSIS DATE	PREP BATCH #
Cyanide, Total	ND	0.010	mg/L	SW846 9012A	07/17/07	7198568
		Dilution Factor: 1		MDL.....: 0.0034		
Nitrocellulose	**0.18 B**	**0.50**	**mg/L**	**MCAWW 353.2**	**07/25-07/27/07**	**7206261**
		Dilution Factor: 1		MDL.....: 0.12		

NOTE(S):

RL Reporting Limit

B Estimated result. Result is less than RL.

Environmental Quality Mgt., Inc.

Client Sample ID: FWGBKGmw-016C-0468-GW

General Chemistry

Lot-Sample #...: A7G120309-003 Work Order #...: J2Q9L Matrix.....: WG
Date Sampled...: 07/12/07 11:55 Date Received..: 07/12/07

PARAMETER	RESULT	RL	UNITS	METHOD	PREPARATION-ANALYSIS DATE	PREP BATCH #
Cyanide, Total	ND	0.010	mg/L	SW846 9012A	07/17/07	7198568
		Dilution Factor: 1		MDL.....: 0.0034		
Nitrocellulose	ND	0.50	mg/L	MCAWW 353.2	07/25-07/27/07	7206261
		Dilution Factor: 1		MDL.....: 0.12		

Environmental Quality Mgt., Inc.

Client Sample ID: FWGBKGmw-006C-0462-GW

General Chemistry

Lot-Sample #...: A7G120309-006 Work Order #...: J2Q9Q Matrix.....: WG
Date Sampled...: 07/12/07 09:33 Date Received..: 07/12/07

PARAMETER	RESULT	RL	UNITS	METHOD	PREPARATION-ANALYSIS DATE	PREP BATCH #
Cyanide, Total	ND	0.010	mg/L	SW846 9012A	07/17/07	7198568
		Dilution Factor: 1		MDL.....: 0.0034		
Nitrocellulose	ND	0.50	mg/L	MCAWW 353.2	07/25-07/27/07	7206261
		Dilution Factor: 1		MDL.....: 0.12		

Environmental Quality Mgt., Inc.

Client Sample ID: FWGBKGmw-018C-0470-GW

General Chemistry

Lot-Sample #...: A7G120309-009 **Work Order #...:** J2Q9V **Matrix.....:** WG
Date Sampled...: 07/12/07 11:20 **Date Received..:** 07/12/07

PARAMETER	RESULT	RL	UNITS	METHOD	PREPARATION-ANALYSIS DATE	PREP BATCH #
Cyanide, Total	ND	0.010	mg/L	SW846 9012A	07/17/07	7198568
		Dilution Factor: 1		MDL.....: 0.0034		
Nitrocellulose	ND	0.50	mg/L	MCAWW 353.2	07/25-07/27/07	7206261
		Dilution Factor: 1		MDL.....: 0.12		

Environmental Quality Mgt., Inc.

Client Sample ID: FWGEQUIPRinse4-0504-GW

General Chemistry

Lot-Sample #...: A7G120309-010 **Work Order #...:** J2Q9W **Matrix.....:** WQ
Date Sampled...: 07/12/07 12:10 **Date Received..:** 07/12/07

PARAMETER	RESULT	RL	UNITS	METHOD	PREPARATION-ANALYSIS DATE	PREP BATCH #
Cyanide, Total	ND	0.010	mg/L	SW846 9012A	07/17/07	7198568
		Dilution Factor: 1		MDL.....: 0.0034		
Nitrocellulose	ND	0.50	mg/L	MCAWW 353.2	07/25-07/27/07	7206261
		Dilution Factor: 1		MDL.....: 0.12		

Environmental Quality Mgt., Inc.

Client Sample ID: FWGBKGmw-019C-0471-GW

General Chemistry

Lot-Sample #...: A7G120309-012 **Work Order #...:** J2Q90 **Matrix.....:** WG
Date Sampled...: 07/11/07 18:30 **Date Received..:** 07/12/07

PARAMETER	RESULT	RL	UNITS	METHOD	PREPARATION-ANALYSIS DATE	PREP BATCH #
Cyanide, Total	**0.0042 B**	**0.010**	**mg/L**	**SW846 9012A**	**07/17/07**	**7198568**
	Dilution Factor: 1			MDL.....: 0.0034		
Nitrocellulose	ND	0.50	mg/L	MCAWW 353.2	07/25-07/27/07	7206261
	Dilution Factor: 1			MDL.....: 0.12		

NOTE(S):

RL Reporting Limit

B Estimated result. Result is less than RL.

Environmental Quality Mgt., Inc.

Client Sample ID: FWGBKGmw-005C-0461-GW

General Chemistry

Lot-Sample #...: A7G120309-015 **Work Order #...:** J2Q94 **Matrix.....:** WG
Date Sampled...: 07/12/07 08:55 **Date Received..:** 07/12/07

PARAMETER	RESULT	RL	UNITS	METHOD	PREPARATION-ANALYSIS DATE	PREP BATCH #
Cyanide, Total	ND	0.010	mg/L	SW846 9012A	07/17/07	7198568
		Dilution Factor: 1		MDL.....: 0.0034		
Nitrocellulose	ND	0.50	mg/L	MCAWW 353.2	07/25-07/27/07	7206261
		Dilution Factor: 1		MDL.....: 0.12		

Environmental Quality Mgt., Inc.

Client Sample ID: FWGBKGmw-015C-0467-GW

General Chemistry

Lot-Sample #...: A7G120309-017 **Work Order #...:** J2Q99 **Matrix.....:** WG
Date Sampled...: 07/12/07 10:30 **Date Received..:** 07/12/07

PARAMETER	RESULT	RL	UNITS	METHOD	PREPARATION-ANALYSIS DATE	PREP BATCH #
Cyanide, Total	ND	0.010	mg/L	SW846 9012A	07/17/07	7198568
		Dilution Factor: 1		MDL.....: 0.0034		
Nitrocellulose	ND	0.50	mg/L	MCAWW 353.2	07/30-07/31/07	7211392
		Dilution Factor: 1		MDL.....: 0.12		

QC Outlier Report: Temperature (Non-qualified Outliers)

Lab Report Batch: A7G120309 **Lab ID:** STLCAN

Client Sample ID	Lab Sample ID	Analysis Method	Matrix	Sample Temperature (C)	Criteria Lower Limit	Criteria Upper Limit
FWGBKGmw-019C-0471-G	A7G120309012	353.2 Modified	AQ	8.2	2.0	6.0
		9012A	AQ	8.2	2.0	6.0

TestAmerica North Canton

Severn Trent
Sacramento Laboratory

NITROCELLULOSE

(SOP # SAC-WC-0050, Rev.0)

ANALYST LHERNANDEZ DATE 07/27/07 11:37 METHOD NO. 353.2 FILE 072707A

CHECKED BY JDL DATE 7-30-07 PROJECT NO. A7G120309

BATCH NO. 7206261

Inst. ID : F54 RL= 0.5 mg/L

	Lab ID	Time	Standard Conc. mg/L	Cup #	Sample Aliquot gram	Sample Aliquot mL	Extract Volume mL	Dilution	Height	$NO_3 + NO_2$ Raw Result	Nitrocellulose mg/L	Nitrocellulose ug/g	Nitrocellulose Recovery	Nitrocellulose Check
											Slope = 1.6918E+05			
											Intercept = 1.1386E+03			
											Correlation = 0.999482			
											%Nitrocellulose Assay = 0.111			
1	Cal 0	10:24	0	0					-13.3797	-0.006810				
2	Cal 1	10:26	0.05	102					8403.053	0.042939				
3	Cal 2	10:28	0.2	103					34182.77	0.195321				
4	Cal 3	10:30	0.4	104					67403.41	0.391686				
5	Cal 4	10:32	1	105					178625.1	1.049110				
6	Cal 5	10:34	2	106					335731	1.977752				
7	Blank	10:36		0				1	280.2242	-0.005074				
8	ICV 1PPM NO	10:38	1	107				1	168328	0.988244			98.8%	
9	MRL 0.05PPM	10:40	0.05	102				1	9183.801	0.047554			95.1%	
10	NO2 1PPM	10:42	1	108				1	170636	1.001887			100.2%	
11	NO3 1PPM	10:44	1	109				1	169290.7	0.993935			99.4%	
12	blank	10:46		0				1	49.26252	-0.006439				
13	Baseline	10:48		0				1	0	-0.006730				
14	MB 7206261	10:50		201		100	40	1	4051.325	0.017217	0.062	ND ✓		< RL
15	LCS 7206261	10:52	2.012	202		100	40	1	80461.09	0.468869	1.69	✓	84.0%	
16	~~A7G120309-1~~	10:54		203		100	40	1	9480.748	0.049310	0.18	✓		< RL
17	~~A7G120309-1S~~	10:56	2.012	204		100	40	1	65393.92	0.379808	1.37	✓ 59%	~~68.1%~~	~~ck 7/27/07~~
18	~~A7G120309-1D~~	10:58	2.012	205		100	40	1	74808.12	0.435455	1.57	✓ 69%	~~78.0%~~	
19	~~A7G120309-3~~	11:00		206		100	40	1	5097.677	0.023402	0.084	ND ✓		< RL
20	~~A7G120309-6~~	11:02		207		100	40	1	3538.642	0.014186	0.051	ND ✓		< RL
21	~~A7G120309-9~~	11:04		208		100	40	1	3542.023	0.014206	0.051	ND ✓		< RL
22	~~A7G120309-10~~	11:06		209		100	40	1	3241.02	0.012427	0.045	ND ✓		< RL
23	MRL 0.05PPM	11:08	0.05	102				1	8555.424	0.043840			87.7%	(1)
24	CCV Cal 4	11:10	1	105				1	165188.3	0.969686			97.0%	
25	Blank	11:12		0				1	43.97187	-0.006471				
26	Baseline	11:14		0				1	0	-0.006730				
27	~~A7G120309-12~~	11:16		210		100	40	1	3559.647	0.014310	0.052	ND ✓		< RL
28	~~A7G120309-15~~	11:18		211		100	40	1	4439.677	0.019512	0.07	ND ✓		< RL
29	MRL 0.05PPM	11:20	0.05	102				1	8568.941	0.043920			87.8%	(1)
30	CCV Cal 4	11:22	1	105				1	166279.6	0.976136			97.6%	
31	Blank	11:24		0				1	74.34505	-0.006291				
32	Baseline	11:26		0				1	0	-0.006730				

J2058W → J2091L, J2091Q, J2091V, J2091W

J2090, J2094

(1) +/- 30% acceptance limits. ck 7-30-07

Nitrocellulose = (NO3 + NO2) * Prep Factor / 0.111

2293

TestAmerica North Canton

Severn Trent
Sacramento Laboratory

NITROCELLULOSE

(SOP # SAC-WC-0050, Rev.0)

ANALYST H ERNANDEZL — DATE 07/31/07 12:55 — METHOD NO. 353.2 — FILE 073107A

CHECKED BY JDL — DATE 7-31-07 — PROJECT NO. A7G140108, G7G210198, A7G120309

BATCH NO. 7211392 — Inst ID: FSH — RL = 0.5 mg/L

	Lab ID	Time	Standard Conc. mg/L	Cup #	Sample Aliquot gram	Sample Aliquot mL	Extract Volume mL	Dilution	Height	$NO_3 + NO_2$ Raw Result	Nitrocellulose			
1	Cal 0	11:46	0	0					-9.20886	-0.001477	Slope = 1.7335E+05			
2	Cal 1	11:48	0.05	102					8673.879	0.048614	Intercept = 2.4692E+02			
3	Cal 2	11:50	0.2	103					35238.95	0.201863	Correlation = 0.999997			
4	Cal 3	11:52	0.4	104					69490.09	0.399452				
5	Cal 4	11:54	1	105					174144.1	1.003182	%Nitrocellulose Assay = 0.111			
6	Cal 5	11:56	2	106					346654.9	1.998367	mg/L	ug/g	Recovery	Check
7	Blank	11:58		0				1	118.3253	-0.000742				
8	ICV 1PPM NOx	12:00	1	107				1	173078.1	0.997033			99.7%	
9	MRL 0.05PPM	12:02	0.05	102				1	8942.204	0.050162			100.3%	
10	NO2 1PPM	12:04	1	108				1	175422.8	1.010559			101.1%	
11	NO3 1PPM	12:06	1	109				1	169205.9	0.974695			97.5%	
12	blank	12:08		0				1	-0.45521	-0.001427				
13	Baseline	12:10		0				1	0	-0.001424				
14	MB 7211392	12:12		201		100	40	1	2948.322	0.015584	0.056	ND		< RL
15	LCS 7211392	12:14	2.012	202		100	40	1	103781.1	0.597271	2.15		106.9%	
16	A7G120309-17	12:16		203		100	40	1	3595.558	0.019318	0.07	ND		< RL
17	A7G140108-6	12:18		204		100	40	1	3238.825	0.017260	0.062	ND		< RL
18	A7G140108-6S	12:20	2.012	205		100	40	1	85675.48	0.492822	1.78		88.5%	
19	A7G140108-6D	12:22	2.012	206		100	40	1	105106.8	0.604918	2.18		108.3%	
20	A7G140108-7	12:24		207		100	40	1	3145.454	0.016721	0.06	ND		< RL
21	A7G140108-8	12:26		208		100	40	1	3356.408	0.017938	0.065	ND		< RL
22	A7G140108-9	12:28		209		100	40	1	2601.003	0.013580	0.049	ND		< RL
23	MRL 0.05PPM	12:30	0.05	102				1	8872.434	0.049759			99.5%	
24	CCV Cal 4	12:32	1	105				1	171478.4	0.987804			98.8%	
25	Blank	12:34		0				1	15.3738	-0.001336				
26	Baseline	12:36		0				1	0	-0.001424				
27	G7G210198-1	12:38		210		100	40	1	2883.623	0.015211	0.055	ND		< RL
28	MRL 0.05PPM	12:40	0.05	102				1	8901.853	0.049929			99.9%	
29	CCV Cal 4	12:42	1	105				1	172061.2	0.991167			99.1%	
30	Blank	12:44		0				1	11.25543	-0.001359				
31	Baseline	12:46		0				1	0	-0.001424				

J2Q99 J2W7R → J2W7X J2W70 J2W71 J3C8T

Nitrocellulose = (NO3 + NO2) * Prep Factor / 0.111

2303

METHOD BLANK REPORT

General Chemistry

Client Lot #...: A7G120309 **Matrix.....:** WATER

PARAMETER	RESULT	REPORTING LIMIT	UNITS	METHOD	PREPARATION-ANALYSIS DATE	PREP BATCH #
Cyanide, Total		Work Order #: J227N1AA		MB Lot-Sample #:	A7G170000-568	
	ND	0.010	mg/L	SW846 9012A	07/17/07	7198568
		Dilution Factor: 1				
Nitrocellulose		Work Order #: J3HP51AA		MB Lot-Sample #:	G7G250000-261	
	ND	0.50	mg/L	MCAWW 353.2	07/25-07/27/07	7206261
		Dilution Factor: 1				
Nitrocellulose		Work Order #: J3VL71AA		MB Lot-Sample #:	G7G300000-392	
	ND	0.50	mg/L	MCAWW 353.2	07/30-07/31/07	7211392
		Dilution Factor: 1				

NOTE(S):

Calculations are performed before rounding to avoid round-off errors in calculated results.

LABORATORY CONTROL SAMPLE EVALUATION REPORT

General Chemistry

Client Lot #...: A7G120309 **Matrix.....:** WATER

PARAMETER	PERCENT RECOVERY	RECOVERY LIMITS	METHOD	PREPARATION-ANALYSIS DATE	PREP BATCH #
Cyanide, Total		Work Order #: J227N1AC	LCS Lot-Sample#: A7G170000-568		
	88	(69 - 118)	SW846 9012A	07/17/07	7198568
		Dilution Factor: 1			
Nitrocellulose		Work Order #: J3HP51AC	LCS Lot-Sample#: G7G250000-261		
	84	(37 - 155)	MCAWW 353.2	07/25-07/27/07	7206261
		Dilution Factor: 1			
Nitrocellulose		Work Order #: J3VL71AC	LCS Lot-Sample#: G7G300000-392		
	107	(37 - 155)	MCAWW 353.2	07/30-07/31/07	7211392
		Dilution Factor: 1			

NOTE(S):

Calculations are performed before rounding to avoid round-off errors in calculated results.

MATRIX SPIKE SAMPLE EVALUATION REPORT

General Chemistry

Client Lot #...: A7G120309 **Matrix.....:** WATER
Date Sampled...: 07/13/07 11:15 **Date Received..:** 07/14/07

PARAMETER	PERCENT RECOVERY	RECOVERY LIMITS	RPD	RPD LIMITS	METHOD	PREPARATION-ANALYSIS DATE	PREP BATCH #
Cyanide, Total		WO#: J2PC81AM-MS/J2PC81AN-MSD				MS Lot-Sample #: A7G120101-025	
	86	(42 - 140)			SW846 9012A	07/17/07	7198568
	92	(42 - 140)	7.3	(0-20)	SW846 9012A	07/17/07	7198568
		Dilution Factor: 1					
Nitrocellulose		WO#: J2W7R1DR-MS/J2W7R1DT-MSD				MS Lot-Sample #: A7G140108-006	
	88	(37 - 155)			MCAWW 353.2	07/30-07/31/07	7211392
	108 *	(37 - 155)	20	(0-15)	MCAWW 353.2	07/30-07/31/07	7211392
		Dilution Factor: 1					

NOTE(S):

Calculations are performed before rounding to avoid round-off errors in calculated results.

* Relative percent difference (RPD) is outside stated control limits.

MATRIX SPIKE SAMPLE EVALUATION REPORT

General Chemistry

Client Lot #...: A7G120309 **Matrix.....:** WG
Date Sampled...: 07/12/07 09:15 **Date Received..:** 07/12/07

PARAMETER	PERCENT RECOVERY	RECOVERY LIMITS	RPD	RPD LIMITS	METHOD	PREPARATION-ANALYSIS DATE	PREP BATCH #
Cyanide, Total		WO#: J2Q8W1AM-MS/J2Q8W1AN-MSD				MS Lot-Sample #: A7G120309-001	
	93	(42 - 140)			SW846 9012A	07/17/07	7198568
	75 *	(42 - 140)	21	(0-20)	SW846 9012A	07/17/07	7198568
		Dilution Factor: 1					
Nitrocellulose		WO#: J2Q8W1A4-MS/J2Q8W1A5-MSD				MS Lot-Sample #: A7G120309-001	
	59	(37 - 155)			MCAWW 353.2	07/25-07/27/07	7206261
	69	(37 - 155)	14	(0-15)	MCAWW 353.2	07/25-07/27/07	7206261
		Dilution Factor: 1					

NOTE(S):

Calculations are performed before rounding to avoid round-off errors in calculated results.

* Relative percent difference (RPD) is outside stated control limits.

Environmental Quality Mgt., Inc.

Client Sample ID: FWGEQUIPRinse3-0503-GW

General Chemistry

Lot-Sample #...: A7G120101-029 Work Order #...: J2PDE Matrix.....: WQ
Date Sampled...: 07/11/07 15:30 Date Received..: 07/12/07

PARAMETER	RESULT	RL	UNITS	METHOD	PREPARATION-ANALYSIS DATE	PREP BATCH #
Cyanide, Total	ND	0.010	mg/L	SW846 9012A	07/17/07	7198568
		Dilution Factor: 1		MDL.....: 0.0034		
Nitrocellulose	ND	0.50	mg/L	MCAWW 353.2	07/20-07/24/07	7201467
		Dilution Factor: 1		MDL.....: 0.12		

Severn Trent Laboratory, North Canton
Cyanide Reagent Sheet

Date: 7/17/2007

Analyst: MFG

	Reagent Name	Reagent Number
	Sulfamic Acid	WR70793
	Magnesium Chloride	WR70663
	NaOH	WR70398
	Ottawa Sand	WR70439
	H2SO4	WR70606
	Chloromine T	EST LOT 1008828
	Phosphate Buffer	EST LOT 1009757
	Pyridine Barbituric Acid	EST LOT 1008804
A	Calcium Hypochlorite	WR70765
A	Ascorbic Acid	WR70220
F	Zinc Acetate	WR70653
F	Sodium Acetate	WR70568
F	Methyl Red	WR70777

Cadmium carbonate: Sigma-Aldrich batch # 0306PB exp: 11/10/08

Conc.	Standard #	prep date
10 ppm p	CY7163	7/13/2007
10 ppm s	CY7167	
1 ppm s	CY7168	
ICV 0.1	CY7169	
MRL .005	CY7166	
Cal 0.2	CY7164	
CCV 0.1	CY7165	

LCS ERA LOT P138-502 TV= 0.370 mg/L, 18.5 mg/kg
LCS 2 ml 1ppm s + 50 ml .25 N NaOH
tv=0.04 mg/L or 2.0 mg/kg
MS/MSD: 2 ml 1ppm s. + 50 ML SAMPLE Tv= .04 mg/L
1g Sample + 50 ml DI tv=2.0 mg/kg

STL-Canton
Konelab 250

Date : 2007-07-17
Time : 17.19

Test Cyanide
Unit mg/l

Sample ID:	Result	Resp.	Dilut	Man.dilut	Date and Time
CCB-CN	-0.0012	0.007			2007-07-17 11.14
CCV-CN	0.0954	0.090			2007-07-17 11.16
CCV-CN	0.0970	0.092			2007-07-17 11.38
CCB-CN	-0.0008	0.008			2007-07-17 11.38
ICV CN-	0.1025	0.097	102.5		2007-07-17 11.38
ICB CN-	0.0026	0.011			2007-07-17 11.38
MRL CHECK	0.0054	0.013	104		2007-07-17 11.38
CCV-CN	0.1007	0.095	100.7		2007-07-17 11.39
CCB-CN	-0.0007	0.008			2007-07-17 11.39
CCV-CN	0.0954	0.090	95.4		2007-07-17 12.13
CCB-CN	0.0007	0.009			2007-07-17 12.13
BLK	-0.0014	0.007			2007-07-17 12.13
J2PA8	-0.0003	0.008			2007-07-17 12.13
J2PCV	-0.0002	0.008			2007-07-17 12.13
J2PC2	0.0006	0.009			2007-07-17 12.13
J2PC8	-0.0002	0.008			2007-07-17 12.13
J2PC8 MS	0.0344	0.038			2007-07-17 12.13
J2PC8 MSD	0.0370	0.040			2007-07-17 12.13
CCV-CN	0.0954	0.090	95.4		2007-07-17 12.19
CCB-CN	0.0008	0.009			2007-07-17 12.19
J2PDC	0.0012	0.009			2007-07-17 12.19
J2PDE	0.0006	0.009			2007-07-17 12.19
J2090	0.0042	0.012			2007-07-17 12.19
J208W	-0.0004	0.008			2007-07-17 12.19
J208W MSD	0.0371	0.040			2007-07-17 12.19
J209L	0.0001	0.008			2007-07-17 12.19
J2090	-0.0003	0.008			2007-07-17 12.19
J209V	0.0002	0.008			2007-07-17 12.19
J209W	0.0016	0.010			2007-07-17 12.19
CCV-CN	0.0980	0.093	98		2007-07-17 12.24
CCB-CN	0.0019	0.010			2007-07-17 12.24
J2094	0.0004	0.009			2007-07-17 12.24
J2098	0.0002	0.009			2007-07-17 12.24
LCS2	0.0336	0.037			2007-07-17 12.24
LCS3	0.0211	0.026			2007-07-17 12.24
CCV-CN	0.0988	0.093	98.8		2007-07-17 12.26
CCB-CN	0.0011	0.009			2007-07-17 12.26
LCS ERA 1	0.2316	0.028	1+9.0		2007-07-17 12.37
LCS ERA 2	0.3004	0.034	1+9.0		2007-07-17 12.37
CCV-CN	0.1039	0.098	103.1		2007-07-17 12.38
CCB-CN	0.0013	0.009			2007-07-17 12.38
CCV-CN	0.1017	0.096	101.7		2007-07-17 13.27
CCB-CN	0.0028	0.011			2007-07-17 13.27
LCS	0.0353	0.039			2007-07-17 13.27
.025	0.0226	0.028			2007-07-17 13.27
0.10	0.0556	0.056			2007-07-17 13.27
J208W MS	0.0299	0.034			2007-07-17 13.27
CCV-CN	0.0988	0.093	98.8		2007-07-17 13.29
CCB-CN	0.0029	0.011			2007-07-17 13.29
MDL CHECK	0.0078	0.015			2007-07-17 13.35
CCV-CN	0.1061	0.100			2007-07-17 13.36
CCB-CN	0.0027	0.011			2007-07-17 13.36
CCV-CN	0.0961	0.091			2007-07-17 17.16

STL-Canton
Konelab 250

Date : 2007-07-17
Time : 17.19

Test Cyanide
Unit mg/l

Sample ID:	Result	Resp.	Dilut	Man.dilut	Date and Time
CCB-CN	-0.0022	0.006			2007-07-17 17.16
J28QW MSD-2	-0.0005	0.008			2007-07-17 17.16
CCV-CN	0.0957	0.091			2007-07-17 17.17
CCB-CN	-0.0022	0.006			2007-07-17 17.17

Matrix Spike / Matrix Spike Duplicate Recovery and RPD Outlier Report

Method Batch : 7198568 **Analysis Method :** 9012A **Analysis Date :** 07/17/2007

Preparation Batch : 7198568 **Preparation Type :** Gen Prep **Preparation Date :** 07/17/2007

Lab Reporting Batch : A7G120309 **Lab ID:** STLCAN

Client Sample ID	Lab Sample ID	Matrix	Analyte Name	Reported *		Project Limits (Percent)			
				Percent Recovery	RPD	Rejection Point**	Lower Limit	Upper Limit	RPD
FWGBKGmw-017C-0469	A7G120309001D	AQ	Cyanide		21	40.00	75.00	125.00	20.00

Associated Samples: All samples in Method Batch

Client Sample ID	Lab Sample ID
FWGBKGmw-005C-0461-GW	A7G120309015
FWGBKGmw-006C-0462-GW	A7G120309006
FWGBKGmw-015C-0467-GW	A7G120309017
FWGBKGmw-016C-0468-GW	A7G120309003
FWGBKGmw-017C-0469-GW	A7G120309001
FWGBKGmw-018C-0470-GW	A7G120309009
FWGBKGmw-019C-0471-GW	A7G120309012
FWGEQUIPRinse4-0504-GW	A7G120309010

* Only those Percent Recovery and/or RPD values outside project limits are listed in this report.
** Metal are also assessed against an upper rejection point of 150 percent for waters and 200 percent for soils and sediments

Project Number and Name: 030240.0005 - Ravenna GW

Environmental Quality Mgt., Inc.

Client Sample ID: FWGBKGmw-017C-0469-GF

TOTAL Metals

Lot-Sample #...: A7G120309-002 Matrix.....: WG
Date Sampled...: 07/12/07 09:15 Date Received..: 07/12/07

PARAMETER	RESULT	REPORTING LIMIT	UNITS	METHOD	PREPARATION-ANALYSIS DATE	WORK ORDER #
Prep Batch #...: 7194016						
Silver	ND	5.0	ug/L	SW846 6010B	07/13/07	J2Q9K1C7
		Dilution Factor: 1		Analysis Time..: 15:52	Analyst ID.....: 001887	
		Instrument ID..: I5		MDL.....: 2.1		
Aluminum	ND	50.0	ug/L	SW846 6020	07/13-07/17/07	J2Q9K1AA
		Dilution Factor: 1		Analysis Time..: 11:01	Analyst ID.....: 002260	
		Instrument ID..: I7		MDL.....: 2.6		
Arsenic	**17.1**	**5.0**	**ug/L**	**SW846 6010B**	**07/13/07**	**J2Q9K1A1**
		Dilution Factor: 1		Analysis Time..: 15:52	Analyst ID.....: 001887	
		Instrument ID..: I5		MDL.....: 4.3		
Barium	**38.8**	**10.0**	**ug/L**	**SW846 6010B**	**07/13/07**	**J2Q9K1CE**
		Dilution Factor: 1		Analysis Time..: 15:52	Analyst ID.....: 001887	
		Instrument ID..: I5		MDL.....: 3.2		
Beryllium	ND	1.0	ug/L	SW846 6020	07/13-07/17/07	J2Q9K1AH
		Dilution Factor: 1		Analysis Time..: 11:01	Analyst ID.....: 002260	
		Instrument ID..: I7		MDL.....: 0.11		
Calcium	**98300**	**1000**	**ug/L**	**SW846 6010B**	**07/13/07**	**J2Q9K1CH**
		Dilution Factor: 1		Analysis Time..: 15:52	Analyst ID.....: 001887	
		Instrument ID..: I5		MDL.....: 80.0		
Cadmium	ND	0.50	ug/L	SW846 6020	07/13-07/17/07	J2Q9K1AL
		Dilution Factor: 1		Analysis Time..: 11:01	Analyst ID.....: 002260	
		Instrument ID..: I7		MDL.....: 0.086		
Cobalt	ND	5.0	ug/L	SW846 6010B	07/13/07	J2Q9K1CL
		Dilution Factor: 1		Analysis Time..: 15:52	Analyst ID.....: 001887	
		Instrument ID..: I5		MDL.....: 1.2		
Chromium	ND	5.0	ug/L	SW846 6010B	07/13/07	J2Q9K1DH
		Dilution Factor: 1		Analysis Time..: 15:52	Analyst ID.....: 001887	
		Instrument ID..: I5		MDL.....: 1.6		
Copper	ND	5.0	ug/L	SW846 6010B	07/13/07	J2Q9K1CP
		Dilution Factor: 1		Analysis Time..: 15:52	Analyst ID.....: 001887	
		Instrument ID..: I5		MDL.....: 1.8		

(Continued on next page)

Environmental Quality Mgt., Inc.

Client Sample ID: FWGBKGmw-017C-0469-GF

TOTAL Metals

Lot-Sample #...: A7G120309-002 Matrix.....: WG

PARAMETER	RESULT	REPORTING LIMIT	UNITS	METHOD	PREPARATION-ANALYSIS DATE	WORK ORDER #
Iron	**1420**	**20.0**	**ug/L**	**SW846 6020**	**07/13-07/17/07**	**J2Q9K1AP**
		Dilution Factor: 1		Analysis Time..: 11:01	Analyst ID.....: 002260	
		Instrument ID..: I7		MDL.....: 12.0		
Mercury	ND	0.20	ug/L	SW846 7470A	07/13-07/17/07	J2Q9K1CA
		Dilution Factor: 1		Analysis Time..: 10:53	Analyst ID.....: 001086	
		Instrument ID..: H1		MDL.....: 0.090		
Potassium	**2560 J,E**	**1000**	**ug/L**	**SW846 6010B**	**07/13/07**	**J2Q9K1C4**
		Dilution Factor: 1		Analysis Time..: 15:52	Analyst ID.....: 001887	
		Instrument ID..: I5		MDL.....: 54.0		
Magnesium	**41800**	**1000**	**ug/L**	**SW846 6010B**	**07/13/07**	**J2Q9K1CT**
		Dilution Factor: 1		Analysis Time..: 15:52	Analyst ID.....: 001887	
		Instrument ID..: I5		MDL.....: 86.0		
Manganese	**190**	**10.0**	**ug/L**	**SW846 6010B**	**07/13/07**	**J2Q9K1CW**
		Dilution Factor: 1		Analysis Time..: 15:52	Analyst ID.....: 001887	
		Instrument ID..: I5		MDL.....: 0.23		
Sodium	**20800**	**1000**	**ug/L**	**SW846 6010B**	**07/13/07**	**J2Q9K1DA**
		Dilution Factor: 1		Analysis Time..: 15:52	Analyst ID.....: 001887	
		Instrument ID..: I5		MDL.....: 410		
Nickel	ND	10.0	ug/L	SW846 6010B	07/13/07	J2Q9K1C1
		Dilution Factor: 1		Analysis Time..: 15:52	Analyst ID.....: 001887	
		Instrument ID..: I5		MDL.....: 1.4		
Lead	ND	3.0	ug/L	SW846 6010B	07/13/07	J2Q9K1A4
		Dilution Factor: 1		Analysis Time..: 15:52	Analyst ID.....: 001887	
		Instrument ID..: I5		MDL.....: 1.7		
Antimony	**0.18 B**	**2.0**	**ug/L**	**SW846 6020**	**07/13-07/17/07**	**J2Q9K1AE**
		Dilution Factor: 1		Analysis Time..: 11:01	Analyst ID.....: 002260	
		Instrument ID..: I7		MDL.....: 0.065		
Selenium	ND	5.0	ug/L	SW846 6010B	07/13/07	J2Q9K1A7
		Dilution Factor: 1		Analysis Time..: 15:52	Analyst ID.....: 001887	
		Instrument ID..: I5		MDL.....: 2.4		

(Continued on next page)

Environmental Quality Mgt., Inc.

Client Sample ID: FWGBKGmw-017C-0469-GF

TOTAL Metals

Lot-Sample #...: A7G120309-002 Matrix.....: WG

PARAMETER	RESULT	REPORTING LIMIT	UNITS	METHOD	PREPARATION-ANALYSIS DATE	WORK ORDER #
Thallium	ND	1.0	ug/L	SW846 6020	07/13-07/17/07	J2Q9K1AT
		Dilution Factor: 1		Analysis Time..: 11:01	Analyst ID.....: 002260	
		Instrument ID..: I7		MDL.....: 0.022		
Vanadium	ND	10.0	ug/L	SW846 6010B	07/13/07	J2Q9K1DE
		Dilution Factor: 1		Analysis Time..: 15:52	Analyst ID.....: 001887	
		Instrument ID..: I5		MDL.....: 1.9		
Zinc	ND	10.0	ug/L	SW846 6020	07/13-07/17/07	J2Q9K1AW
		Dilution Factor: 1		Analysis Time..: 11:01	Analyst ID.....: 002260	
		Instrument ID..: I7		MDL.....: 2.3		

NOTE(S):

J Method blank contamination. The associated method blank contains the target analyte at a reportable level.

E Matrix interference.

B Estimated result. Result is less than RL.

Environmental Quality Mgt., Inc.

Client Sample ID: FWGBKGmw-016C-0468-GF

TOTAL Metals

Lot-Sample #...: A7G120309-004 Matrix.....: WG
Date Sampled...: 07/12/07 11:55 Date Received..: 07/12/07

PARAMETER	RESULT	REPORTING LIMIT	UNITS	METHOD	PREPARATION-ANALYSIS DATE	WORK ORDER #
Prep Batch #...: 7194016						
Silver	ND	5.0	ug/L	SW846 6010B	07/13/07	J2Q9M1AP
		Dilution Factor: 1		Analysis Time..: 16:13	Analyst ID.....: 001887	
		Instrument ID..: I5		MDL.....: 2.1		
Aluminum	**14.8 B**	**50.0**	**ug/L**	**SW846 6020**	**07/13-07/17/07**	**J2Q9M1AE**
		Dilution Factor: 1		Analysis Time..: 11:22	Analyst ID.....: 002260	
		Instrument ID..: I7		MDL.....: 2.6		
Arsenic	ND	5.0	ug/L	SW846 6010B	07/13/07	J2Q9M1AA
		Dilution Factor: 1		Analysis Time..: 16:13	Analyst ID.....: 001887	
		Instrument ID..: I5		MDL.....: 4.3		
Barium	**14.1**	**10.0**	**ug/L**	**SW846 6010B**	**07/13/07**	**J2Q9M1AR**
		Dilution Factor: 1		Analysis Time..: 16:13	Analyst ID.....: 001887	
		Instrument ID..: I5		MDL.....: 3.2		
Beryllium	ND	1.0	ug/L	SW846 6020	07/13-07/17/07	J2Q9M1AG
		Dilution Factor: 1		Analysis Time..: 11:22	Analyst ID.....: 002260	
		Instrument ID..: I7		MDL.....: 0.11		
Calcium	**9980**	**1000**	**ug/L**	**SW846 6010B**	**07/13/07**	**J2Q9M1AT**
		Dilution Factor: 1		Analysis Time..: 16:13	Analyst ID.....: 001887	
		Instrument ID..: I5		MDL.....: 80.0		
Cadmium	ND	0.50	ug/L	SW846 6020	07/13-07/17/07	J2Q9M1AH
		Dilution Factor: 1		Analysis Time..: 11:22	Analyst ID.....: 002260	
		Instrument ID..: I7		MDL.....: 0.086		
Cobalt	ND	5.0	ug/L	SW846 6010B	07/13/07	J2Q9M1AU
		Dilution Factor: 1		Analysis Time..: 16:13	Analyst ID.....: 001887	
		Instrument ID..: I5		MDL.....: 1.2		
Chromium	ND	5.0	ug/L	SW846 6010B	07/13/07	J2Q9M1A2
		Dilution Factor: 1		Analysis Time..: 16:13	Analyst ID.....: 001887	
		Instrument ID..: I5		MDL.....: 1.6		
Copper	ND	5.0	ug/L	SW846 6010B	07/13/07	J2Q9M1AV
		Dilution Factor: 1		Analysis Time..: 16:13	Analyst ID.....: 001887	
		Instrument ID..: I5		MDL.....: 1.8		

(Continued on next page)

Environmental Quality Mgt., Inc.

Client Sample ID: FWGBKGmw-016C-0468-GF

TOTAL Metals

Lot-Sample #...: A7G120309-004 Matrix.....: WG

PARAMETER	RESULT	REPORTING LIMIT	UNITS	METHOD	PREPARATION-ANALYSIS DATE	WORK ORDER #
Iron	**85.2**	**20.0**	**ug/L**	**SW846 6020**	**07/13-07/17/07**	**J2Q9M1AJ**
		Dilution Factor: 1		Analysis Time..: 11:22	Analyst ID.....: 002260	
		Instrument ID..: I7		MDL.....: 12.0		
Mercury	ND	0.20	ug/L	SW846 7470A	07/13-07/17/07	J2Q9M1AQ
		Dilution Factor: 1		Analysis Time..: 11:00	Analyst ID.....: 001086	
		Instrument ID..: H1		MDL.....: 0.090		
Potassium	**603 B,J**	**1000**	**ug/L**	**SW846 6010B**	**07/13/07**	**J2Q9M1AN**
		Dilution Factor: 1		Analysis Time..: 16:13	Analyst ID.....: 001887	
		Instrument ID..: I5		MDL.....: 54.0		
Magnesium	**4090**	**1000**	**ug/L**	**SW846 6010B**	**07/13/07**	**J2Q9M1AW**
		Dilution Factor: 1		Analysis Time..: 16:13	Analyst ID.....: 001887	
		Instrument ID..: I5		MDL.....: 86.0		
Manganese	**9.2 B**	**10.0**	**ug/L**	**SW846 6010B**	**07/13/07**	**J2Q9M1AX**
		Dilution Factor: 1		Analysis Time..: 16:13	Analyst ID.....: 001887	
		Instrument ID..: I5		MDL.....: 0.23		
Sodium	**2680**	**1000**	**ug/L**	**SW846 6010B**	**07/13/07**	**J2Q9M1A0**
		Dilution Factor: 1		Analysis Time..: 16:13	Analyst ID.....: 001887	
		Instrument ID..: I5		MDL.....: 410		
Nickel	**3.5 B**	**10.0**	**ug/L**	**SW846 6010B**	**07/13/07**	**J2Q9M1AM**
		Dilution Factor: 1		Analysis Time..: 16:13	Analyst ID.....: 001887	
		Instrument ID..: I5		MDL.....: 1.4		
Lead	ND	3.0	ug/L	SW846 6010B	07/13/07	J2Q9M1AC
		Dilution Factor: 1		Analysis Time..: 16:13	Analyst ID.....: 001887	
		Instrument ID..: I5		MDL.....: 1.7		
Antimony	ND	2.0	ug/L	SW846 6020	07/13-07/17/07	J2Q9M1AF
		Dilution Factor: 1		Analysis Time..: 11:22	Analyst ID.....: 002260	
		Instrument ID..: I7		MDL.....: 0.065		
Selenium	ND	5.0	ug/L	SW846 6010B	07/13/07	J2Q9M1AD
		Dilution Factor: 1		Analysis Time..: 16:13	Analyst ID.....: 001887	
		Instrument ID..: I5		MDL.....: 2.4		

(Continued on next page)

Environmental Quality Mgt., Inc.

Client Sample ID: FWGBKGmw-016C-0468-GF

TOTAL Metals

Lot-Sample #...: A7G120309-004 Matrix.....: WG

PARAMETER	RESULT	REPORTING LIMIT	UNITS	METHOD	PREPARATION-ANALYSIS DATE	WORK ORDER #
Thallium	ND	1.0	ug/L	SW846 6020	07/13-07/17/07	J2Q9M1AK
		Dilution Factor: 1		Analysis Time..: 11:22	Analyst ID.....: 002260	
		Instrument ID..: I7		MDL.....: 0.022		
Vanadium	ND	10.0	ug/L	SW846 6010B	07/13/07	J2Q9M1A1
		Dilution Factor: 1		Analysis Time..: 16:13	Analyst ID.....: 001887	
		Instrument ID..: I5		MDL.....: 1.9		
Zinc	**3.6 B,J**	**10.0**	**ug/L**	**SW846 6020**	**07/13-07/17/07**	**J2Q9M1AL**
		Dilution Factor: 1		Analysis Time..: 11:22	Analyst ID.....: 002260	
		Instrument ID..: I7		MDL.....: 2.3		

NOTE(S):

B Estimated result. Result is less than RL.

J Method blank contamination. The associated method blank contains the target analyte at a reportable level.

Environmental Quality Mgt., Inc.

Client Sample ID: FWGBKGmw-006C-0462-GF

TOTAL Metals

Lot-Sample #...: A7G120309-007 **Matrix.....:** WG
Date Sampled...: 07/12/07 09:33 **Date Received..:** 07/12/07

PARAMETER	RESULT	REPORTING LIMIT	UNITS	METHOD	PREPARATION-ANALYSIS DATE	WORK ORDER #
Prep Batch #...: 7194016						
Silver	ND	5.0	ug/L	SW846 6010B	07/13/07	J2Q9R1AP
		Dilution Factor: 1		Analysis Time..: 16:18	Analyst ID.....: 001887	
		Instrument ID..: I5		MDL.....: 2.1		
Aluminum	ND	50.0	ug/L	SW846 6020	07/13-07/17/07	J2Q9R1AE
		Dilution Factor: 1		Analysis Time..: 11:25	Analyst ID.....: 002260	
		Instrument ID..: I7		MDL.....: 2.6		
Arsenic	ND	5.0	ug/L	SW846 6010B	07/13/07	J2Q9R1AA
		Dilution Factor: 1		Analysis Time..: 16:18	Analyst ID.....: 001887	
		Instrument ID..: I5		MDL.....: 4.3		
Barium	**11.0**	**10.0**	**ug/L**	**SW846 6010B**	**07/13/07**	**J2Q9R1AR**
		Dilution Factor: 1		Analysis Time..: 16:18	Analyst ID.....: 001887	
		Instrument ID..: I5		MDL.....: 3.2		
Beryllium	ND	1.0	ug/L	SW846 6020	07/13-07/17/07	J2Q9R1AG
		Dilution Factor: 1		Analysis Time..: 11:25	Analyst ID.....: 002260	
		Instrument ID..: I7		MDL.....: 0.11		
Calcium	**71700**	**1000**	**ug/L**	**SW846 6010B**	**07/13/07**	**J2Q9R1AT**
		Dilution Factor: 1		Analysis Time..: 16:18	Analyst ID.....: 001887	
		Instrument ID..: I5		MDL.....: 80.0		
Cadmium	ND	0.50	ug/L	SW846 6020	07/13-07/17/07	J2Q9R1AH
		Dilution Factor: 1		Analysis Time..: 11:25	Analyst ID.....: 002260	
		Instrument ID..: I7		MDL.....: 0.086		
Cobalt	ND	5.0	ug/L	SW846 6010B	07/13/07	J2Q9R1AU
		Dilution Factor: 1		Analysis Time..: 16:18	Analyst ID.....: 001887	
		Instrument ID..: I5		MDL.....: 1.2		
Chromium	ND	5.0	ug/L	SW846 6010B	07/13/07	J2Q9R1A2
		Dilution Factor: 1		Analysis Time..: 16:18	Analyst ID.....: 001887	
		Instrument ID..: I5		MDL.....: 1.6		
Copper	ND	5.0	ug/L	SW846 6010B	07/13/07	J2Q9R1AV
		Dilution Factor: 1		Analysis Time..: 16:18	Analyst ID.....: 001887	
		Instrument ID..: I5		MDL.....: 1.8		

(Continued on next page)

Environmental Quality Mgt., Inc.

Client Sample ID: FWGBKGmw-006C-0462-GF

TOTAL Metals

Lot-Sample #...: A7G120309-007 Matrix.....: WG

PARAMETER	RESULT	REPORTING LIMIT	UNITS	METHOD	PREPARATION-ANALYSIS DATE	WORK ORDER #
Iron	**1110**	**20.0**	**ug/L**	**SW846 6020**	**07/13-07/17/07**	**J2Q9R1AJ**
		Dilution Factor: 1		Analysis Time..: 11:25	Analyst ID.....: 002260	
		Instrument ID..: I7		MDL.....: 12.0		
Mercury	ND	0.20	ug/L	SW846 7470A	07/13-07/17/07	J2Q9R1AQ
		Dilution Factor: 1		Analysis Time..: 11:02	Analyst ID.....: 001086	
		Instrument ID..: H1		MDL.....: 0.090		
Potassium	**1360 J**	**1000**	**ug/L**	**SW846 6010B**	**07/13/07**	**J2Q9R1AN**
		Dilution Factor: 1		Analysis Time..: 16:18	Analyst ID.....: 001887	
		Instrument ID..: I5		MDL.....: 54.0		
Magnesium	**21800**	**1000**	**ug/L**	**SW846 6010B**	**07/13/07**	**J2Q9R1AW**
		Dilution Factor: 1		Analysis Time..: 16:18	Analyst ID.....: 001887	
		Instrument ID..: I5		MDL.....: 86.0		
Manganese	**182**	**10.0**	**ug/L**	**SW846 6010B**	**07/13/07**	**J2Q9R1AX**
		Dilution Factor: 1		Analysis Time..: 16:18	Analyst ID.....: 001887	
		Instrument ID..: I5		MDL.....: 0.23		
Sodium	**41500**	**1000**	**ug/L**	**SW846 6010B**	**07/13/07**	**J2Q9R1A0**
		Dilution Factor: 1		Analysis Time..: 16:18	Analyst ID.....: 001887	
		Instrument ID..: I5		MDL.....: 410		
Nickel	ND	10.0	ug/L	SW846 6010B	07/13/07	J2Q9R1AM
		Dilution Factor: 1		Analysis Time..: 16:18	Analyst ID.....: 001887	
		Instrument ID..: I5		MDL.....: 1.4		
Lead	ND	3.0	ug/L	SW846 6010B	07/13/07	J2Q9R1AC
		Dilution Factor: 1		Analysis Time..: 16:18	Analyst ID.....: 001887	
		Instrument ID..: I5		MDL.....: 1.7		
Antimony	ND	2.0	ug/L	SW846 6020	07/13-07/17/07	J2Q9R1AF
		Dilution Factor: 1		Analysis Time..: 11:25	Analyst ID.....: 002260	
		Instrument ID..: I7		MDL.....: 0.065		
Selenium	ND	5.0	ug/L	SW846 6010B	07/13/07	J2Q9R1AD
		Dilution Factor: 1		Analysis Time..: 16:18	Analyst ID.....: 001887	
		Instrument ID..: I5		MDL.....: 2.4		

(Continued on next page)

Environmental Quality Mgt., Inc.

Client Sample ID: FWGBKGmw-006C-0462-GF

TOTAL Metals

Lot-Sample #...: A7G120309-007 Matrix.....: WG

PARAMETER	RESULT	REPORTING LIMIT	UNITS	METHOD	PREPARATION-ANALYSIS DATE	WORK ORDER #
Thallium	ND	1.0	ug/L	SW846 6020	07/13-07/17/07	J2Q9R1AK
		Dilution Factor: 1		Analysis Time..: 11:25	Analyst ID.....: 002260	
		Instrument ID..: I7		MDL.....: 0.022		
Vanadium	ND	10.0	ug/L	SW846 6010B	07/13/07	J2Q9R1A1
		Dilution Factor: 1		Analysis Time..: 16:18	Analyst ID.....: 001887	
		Instrument ID..: I5		MDL.....: 1.9		
Zinc	ND	10.0	ug/L	SW846 6020	07/13-07/17/07	J2Q9R1AL
		Dilution Factor: 1		Analysis Time..: 11:25	Analyst ID.....: 002260	
		Instrument ID..: I7		MDL.....: 2.3		

NOTE(S):

J Method blank contamination. The associated method blank contains the target analyte at a reportable level.

Environmental Quality Mgt., Inc.

Client Sample ID: FWGBKGmw-018C-0470-GF

TOTAL Metals

Lot-Sample #...: A7G120309-008 **Matrix.....:** WG
Date Sampled...: 07/12/07 11:20 **Date Received..:** 07/12/07

PARAMETER	RESULT	REPORTING LIMIT	UNITS	METHOD	PREPARATION-ANALYSIS DATE	WORK ORDER #
Prep Batch #...: 7194016						
Silver	ND	5.0 Dilution Factor: 1 Instrument ID..: I5	ug/L	SW846 6010B Analysis Time..: 16:23 MDL.....: 2.1	07/13/07 Analyst ID.....: 001887	J2Q9T1AP
Aluminum	ND	50.0 Dilution Factor: 1 Instrument ID..: I7	ug/L	SW846 6020 Analysis Time..: 11:28 MDL.....: 2.6	07/13-07/17/07 Analyst ID.....: 002260	J2Q9T1AE
Arsenic	ND	5.0 Dilution Factor: 1 Instrument ID..: I5	ug/L	SW846 6010B Analysis Time..: 16:23 MDL.....: 4.3	07/13/07 Analyst ID.....: 001887	J2Q9T1AA
Barium	**17.4**	**10.0** Dilution Factor: 1 Instrument ID..: I5	**ug/L**	**SW846 6010B** Analysis Time..: 16:23 MDL.....: 3.2	**07/13/07** Analyst ID.....: 001887	**J2Q9T1AR**
Beryllium	ND	1.0 Dilution Factor: 1 Instrument ID..: I7	ug/L	SW846 6020 Analysis Time..: 11:28 MDL.....: 0.11	07/13-07/17/07 Analyst ID.....: 002260	J2Q9T1AG
Calcium	**56100**	**1000** Dilution Factor: 1 Instrument ID..: I5	**ug/L**	**SW846 6010B** Analysis Time..: 16:23 MDL.....: 80.0	**07/13/07** Analyst ID.....: 001887	**J2Q9T1AT**
Cadmium	ND	0.50 Dilution Factor: 1 Instrument ID..: I7	ug/L	SW846 6020 Analysis Time..: 11:28 MDL.....: 0.086	07/13-07/17/07 Analyst ID.....: 002260	J2Q9T1AH
Cobalt	ND	5.0 Dilution Factor: 1 Instrument ID..: I5	ug/L	SW846 6010B Analysis Time..: 16:23 MDL.....: 1.2	07/13/07 Analyst ID.....: 001887	J2Q9T1AU
Chromium	ND	5.0 Dilution Factor: 1 Instrument ID..: I5	ug/L	SW846 6010B Analysis Time..: 16:23 MDL.....: 1.6	07/13/07 Analyst ID.....: 001887	J2Q9T1A2
Copper	ND	5.0 Dilution Factor: 1 Instrument ID..: I5	ug/L	SW846 6010B Analysis Time..: 16:23 MDL.....: 1.8	07/13/07 Analyst ID.....: 001887	J2Q9T1AV

(Continued on next page)

Environmental Quality Mgt., Inc.

Client Sample ID: FWGBKGmw-018C-0470-GF

TOTAL Metals

Lot-Sample #...: A7G120309-008 Matrix.....: WG

PARAMETER	RESULT	REPORTING LIMIT	UNITS	METHOD	PREPARATION-ANALYSIS DATE	WORK ORDER #
Iron	**248**	**20.0**	**ug/L**	**SW846 6020**	**07/13-07/17/07**	**J2Q9T1AJ**
		Dilution Factor: 1		Analysis Time..: 11:28	Analyst ID.....: 002260	
		Instrument ID..: I7		MDL.....: 12.0		
Mercury	ND	0.20	ug/L	SW846 7470A	07/13-07/17/07	J2Q9T1AQ
		Dilution Factor: 1		Analysis Time..: 11:04	Analyst ID.....: 001086	
		Instrument ID..: H1		MDL.....: 0.090		
Potassium	**1240 J**	**1000**	**ug/L**	**SW846 6010B**	**07/13/07**	**J2Q9T1AN**
		Dilution Factor: 1		Analysis Time..: 16:23	Analyst ID.....: 001887	
		Instrument ID..: I5		MDL.....: 54.0		
Magnesium	**6000**	**1000**	**ug/L**	**SW846 6010B**	**07/13/07**	**J2Q9T1AW**
		Dilution Factor: 1		Analysis Time..: 16:23	Analyst ID.....: 001887	
		Instrument ID..: I5		MDL.....: 86.0		
Manganese	**0.75 B**	**10.0**	**ug/L**	**SW846 6010B**	**07/13/07**	**J2Q9T1AX**
		Dilution Factor: 1		Analysis Time..: 16:23	Analyst ID.....: 001887	
		Instrument ID..: I5		MDL.....: 0.23		
Sodium	**1120**	**1000**	**ug/L**	**SW846 6010B**	**07/13/07**	**J2Q9T1A0**
		Dilution Factor: 1		Analysis Time..: 16:23	Analyst ID.....: 001887	
		Instrument ID..: I5		MDL.....: 410		
Nickel	ND	10.0	ug/L	SW846 6010B	07/13/07	J2Q9T1AM
		Dilution Factor: 1		Analysis Time..: 16:23	Analyst ID.....: 001887	
		Instrument ID..: I5		MDL.....: 1.4		
Lead	ND	3.0	ug/L	SW846 6010B	07/13/07	J2Q9T1AC
		Dilution Factor: 1		Analysis Time..: 16:23	Analyst ID.....: 001887	
		Instrument ID..: I5		MDL.....: 1.7		
Antimony	ND	2.0	ug/L	SW846 6020	07/13-07/17/07	J2Q9T1AF
		Dilution Factor: 1		Analysis Time..: 11:28	Analyst ID.....: 002260	
		Instrument ID..: I7		MDL.....: 0.065		
Selenium	ND	5.0	ug/L	SW846 6010B	07/13/07	J2Q9T1AD
		Dilution Factor: 1		Analysis Time..: 16:23	Analyst ID.....: 001887	
		Instrument ID..: I5		MDL.....: 2.4		

(Continued on next page)

Environmental Quality Mgt., Inc.

Client Sample ID: FWGBKGmw-018C-0470-GF

TOTAL Metals

Lot-Sample #...: A7G120309-008 Matrix.....: WG

PARAMETER	RESULT	REPORTING LIMIT	UNITS	METHOD	PREPARATION-ANALYSIS DATE	WORK ORDER #
Thallium	ND	1.0	ug/L	SW846 6020	07/13-07/17/07	J2Q9T1AK
		Dilution Factor: 1		Analysis Time..: 11:28	Analyst ID.....: 002260	
		Instrument ID..: I7		MDL.....: 0.022		
Vanadium	ND	10.0	ug/L	SW846 6010B	07/13/07	J2Q9T1A1
		Dilution Factor: 1		Analysis Time..: 16:23	Analyst ID.....: 001887	
		Instrument ID..: I5		MDL.....: 1.9		
Zinc	**2.4 B,J**	**10.0**	**ug/L**	**SW846 6020**	**07/13-07/17/07**	**J2Q9T1AL**
		Dilution Factor: 1		Analysis Time..: 11:28	Analyst ID.....: 002260	
		Instrument ID..: I7		MDL.....: 2.3		

NOTE(S):

J Method blank contamination. The associated method blank contains the target analyte at a reportable level.

B Estimated result. Result is less than RL.

Environmental Quality Mgt., Inc.

Client Sample ID: FWGEQUIPRinse4-0504-GW

TOTAL Metals

Lot-Sample #...: A7G120309-010 **Matrix.....:** WQ
Date Sampled...: 07/12/07 12:10 **Date Received..:** 07/12/07

PARAMETER	RESULT	REPORTING LIMIT	UNITS	METHOD	PREPARATION-ANALYSIS DATE	WORK ORDER #
Prep Batch #...: 7194016						
Silver	ND	5.0	ug/L	SW846 6010B	07/13/07	J2Q9W1A7
		Dilution Factor: 1		Analysis Time..: 16:28	Analyst ID.....: 001887	
		Instrument ID..: I5		MDL.....: 2.1		
Aluminum	**197**	**50.0**	**ug/L**	**SW846 6020**	**07/13-07/17/07**	**J2Q9W1AK**
		Dilution Factor: 1		Analysis Time..: 11:30	Analyst ID.....: 002260	
		Instrument ID..: I7		MDL.....: 2.6		
Arsenic	ND	5.0	ug/L	SW846 6010B	07/13/07	J2Q9W1AT
		Dilution Factor: 1		Analysis Time..: 16:28	Analyst ID.....: 001887	
		Instrument ID..: I5		MDL.....: 4.3		
Barium	ND	10.0	ug/L	SW846 6010B	07/13/07	J2Q9W1AX
		Dilution Factor: 1		Analysis Time..: 16:28	Analyst ID.....: 001887	
		Instrument ID..: I5		MDL.....: 3.2		
Beryllium	ND	1.0	ug/L	SW846 6020	07/13-07/17/07	J2Q9W1AM
		Dilution Factor: 1		Analysis Time..: 11:30	Analyst ID.....: 002260	
		Instrument ID..: I7		MDL.....: 0.11		
Calcium	ND	1000	ug/L	SW846 6010B	07/13/07	J2Q9W1A0
		Dilution Factor: 1		Analysis Time..: 16:28	Analyst ID.....: 001887	
		Instrument ID..: I5		MDL.....: 80.0		
Cadmium	ND	0.50	ug/L	SW846 6020	07/13-07/17/07	J2Q9W1AN
		Dilution Factor: 1		Analysis Time..: 11:30	Analyst ID.....: 002260	
		Instrument ID..: I7		MDL.....: 0.086		
Cobalt	ND	5.0	ug/L	SW846 6010B	07/13/07	J2Q9W1A1
		Dilution Factor: 1		Analysis Time..: 16:28	Analyst ID.....: 001887	
		Instrument ID..: I5		MDL.....: 1.2		
Chromium	ND	5.0	ug/L	SW846 6010B	07/13/07	J2Q9W1CA
		Dilution Factor: 1		Analysis Time..: 16:28	Analyst ID.....: 001887	
		Instrument ID..: I5		MDL.....: 1.6		
Copper	ND	5.0	ug/L	SW846 6010B	07/13/07	J2Q9W1A2
		Dilution Factor: 1		Analysis Time..: 16:28	Analyst ID.....: 001887	
		Instrument ID..: I5		MDL.....: 1.8		

(Continued on next page)

Environmental Quality Mgt., Inc.

Client Sample ID: FWGEQUIPRinse4-0504-GW

TOTAL Metals

Lot-Sample #...: A7G120309-010 **Matrix.....:** WQ

PARAMETER	RESULT	REPORTING LIMIT	UNITS	METHOD	PREPARATION-ANALYSIS DATE	WORK ORDER #
Iron	**336**	**20.0**	**ug/L**	**SW846 6020**	**07/13-07/17/07**	**J2Q9W1AP**
		Dilution Factor: 1		Analysis Time..: 11:30	Analyst ID.....: 002260	
		Instrument ID..: I7		MDL.....: 12.0		
Mercury	ND	0.20	ug/L	SW846 7470A	07/13-07/17/07	J2Q9W1AW
		Dilution Factor: 1		Analysis Time..: 11:05	Analyst ID.....: 001086	
		Instrument ID..: H1		MDL.....: 0.090		
Potassium	**146 B,J**	**1000**	**ug/L**	**SW846 6010B**	**07/13/07**	**J2Q9W1A6**
		Dilution Factor: 1		Analysis Time..: 16:28	Analyst ID.....: 001887	
		Instrument ID..: I5		MDL.....: 54.0		
Magnesium	ND	1000	ug/L	SW846 6010B	07/13/07	J2Q9W1A3
		Dilution Factor: 1		Analysis Time..: 16:28	Analyst ID.....: 001887	
		Instrument ID..: I5		MDL.....: 86.0		
Manganese	ND	10.0	ug/L	SW846 6010B	07/13/07	J2Q9W1A4
		Dilution Factor: 1		Analysis Time..: 16:28	Analyst ID.....: 001887	
		Instrument ID..: I5		MDL.....: 0.23		
Sodium	ND	1000	ug/L	SW846 6010B	07/13/07	J2Q9W1A8
		Dilution Factor: 1		Analysis Time..: 16:28	Analyst ID.....: 001887	
		Instrument ID..: I5		MDL.....: 410		
Nickel	ND	10.0	ug/L	SW846 6010B	07/13/07	J2Q9W1A5
		Dilution Factor: 1		Analysis Time..: 16:28	Analyst ID.....: 001887	
		Instrument ID..: I5		MDL.....: 1.4		
Lead	ND	3.0	ug/L	SW846 6010B	07/13/07	J2Q9W1AU
		Dilution Factor: 1		Analysis Time..: 16:28	Analyst ID.....: 001887	
		Instrument ID..: I5		MDL.....: 1.7		
Antimony	ND	2.0	ug/L	SW846 6020	07/13-07/17/07	J2Q9W1AL
		Dilution Factor: 1		Analysis Time..: 11:30	Analyst ID.....: 002260	
		Instrument ID..: I7		MDL.....: 0.065		
Selenium	ND	5.0	ug/L	SW846 6010B	07/13/07	J2Q9W1AV
		Dilution Factor: 1		Analysis Time..: 16:28	Analyst ID.....: 001887	
		Instrument ID..: I5		MDL.....: 2.4		

(Continued on next page)

Environmental Quality Mgt., Inc.

Client Sample ID: FWGEQUIPRinse4-0504-GW

TOTAL Metals

Lot-Sample #...: A7G120309-010 Matrix.....: WQ

PARAMETER	RESULT	REPORTING LIMIT	UNITS	METHOD	PREPARATION-ANALYSIS DATE	WORK ORDER #
Thallium	ND	1.0	ug/L	SW846 6020	07/13-07/17/07	J2Q9W1AQ
		Dilution Factor: 1		Analysis Time..: 11:30	Analyst ID.....: 002260	
		Instrument ID..: I7		MDL.....: 0.022		
Vanadium	ND	10.0	ug/L	SW846 6010B	07/13/07	J2Q9W1A9
		Dilution Factor: 1		Analysis Time..: 16:28	Analyst ID.....: 001887	
		Instrument ID..: I5		MDL.....: 1.9		
Zinc	**2.7 B,J**	**10.0**	**ug/L**	**SW846 6020**	**07/13-07/17/07**	**J2Q9W1AR**
		Dilution Factor: 1		Analysis Time..: 11:30	Analyst ID.....: 002260	
		Instrument ID..: I7		MDL.....: 2.3		

NOTE(S):

B Estimated result. Result is less than RL.

J Method blank contamination. The associated method blank contains the target analyte at a reportable level.

Environmental Quality Mgt., Inc.

Client Sample ID: FWGBKGmw-019C-0471-GF

TOTAL Metals

Lot-Sample #...: A7G120309-013 **Matrix.....:** WG
Date Sampled...: 07/11/07 18:30 **Date Received..:** 07/12/07

PARAMETER	RESULT	REPORTING LIMIT	UNITS	METHOD	PREPARATION-ANALYSIS DATE	WORK ORDER #
Prep Batch #...: 7194016						
Silver	ND	5.0	ug/L	SW846 6010B	07/13/07	J2Q911AP
		Dilution Factor: 1		Analysis Time..: 16:49	Analyst ID.....: 001887	
		Instrument ID..: I5		MDL.....: 2.1		
Aluminum	**6.9 B**	**50.0**	**ug/L**	**SW846 6020**	**07/13-07/17/07**	**J2Q911AE**
		Dilution Factor: 1		Analysis Time..: 11:33	Analyst ID.....: 002260	
		Instrument ID..: I7		MDL.....: 2.6		
Arsenic	ND	5.0	ug/L	SW846 6010B	07/13/07	J2Q911AA
		Dilution Factor: 1		Analysis Time..: 16:49	Analyst ID.....: 001887	
		Instrument ID..: I5		MDL.....: 4.3		
Barium	**39.3**	**10.0**	**ug/L**	**SW846 6010B**	**07/13/07**	**J2Q911AR**
		Dilution Factor: 1		Analysis Time..: 16:49	Analyst ID.....: 001887	
		Instrument ID..: I5		MDL.....: 3.2		
Beryllium	ND	1.0	ug/L	SW846 6020	07/13-07/17/07	J2Q911AG
		Dilution Factor: 1		Analysis Time..: 11:33	Analyst ID.....: 002260	
		Instrument ID..: I7		MDL.....: 0.11		
Calcium	**112000**	**1000**	**ug/L**	**SW846 6010B**	**07/13/07**	**J2Q911AT**
		Dilution Factor: 1		Analysis Time..: 16:49	Analyst ID.....: 001887	
		Instrument ID..: I5		MDL.....: 80.0		
Cadmium	ND	0.50	ug/L	SW846 6020	07/13-07/17/07	J2Q911AH
		Dilution Factor: 1		Analysis Time..: 11:33	Analyst ID.....: 002260	
		Instrument ID..: I7		MDL.....: 0.086		
Cobalt	ND	5.0	ug/L	SW846 6010B	07/13/07	J2Q911AU
		Dilution Factor: 1		Analysis Time..: 16:49	Analyst ID.....: 001887	
		Instrument ID..: I5		MDL.....: 1.2		
Chromium	ND	5.0	ug/L	SW846 6010B	07/13/07	J2Q911A2
		Dilution Factor: 1		Analysis Time..: 16:49	Analyst ID.....: 001887	
		Instrument ID..: I5		MDL.....: 1.6		
Copper	ND	5.0	ug/L	SW846 6010B	07/13/07	J2Q911AV
		Dilution Factor: 1		Analysis Time..: 16:49	Analyst ID.....: 001887	
		Instrument ID..: I5		MDL.....: 1.8		

(Continued on next page)

Environmental Quality Mgt., Inc.

Client Sample ID: FWGBKGmw-019C-0471-GF

TOTAL Metals

Lot-Sample #...: A7G120309-013 Matrix.....: WG

PARAMETER	RESULT	REPORTING LIMIT	UNITS	METHOD	PREPARATION-ANALYSIS DATE	WORK ORDER #
Iron	**480**	**20.0**	**ug/L**	**SW846 6020**	**07/13-07/17/07**	**J2Q911AJ**
		Dilution Factor: 1		Analysis Time..: 11:33	Analyst ID.....: 002260	
		Instrument ID..: I7		MDL.....: 12.0		
Mercury	ND	0.20	ug/L	SW846 7470A	07/13-07/17/07	J2Q911AQ
		Dilution Factor: 1		Analysis Time..: 10:50	Analyst ID.....: 001086	
		Instrument ID..: H1		MDL.....: 0.090		
Potassium	**1140 J**	**1000**	**ug/L**	**SW846 6010B**	**07/13/07**	**J2Q911AN**
		Dilution Factor: 1		Analysis Time..: 16:49	Analyst ID.....: 001887	
		Instrument ID..: I5		MDL.....: 54.0		
Magnesium	**32000**	**1000**	**ug/L**	**SW846 6010B**	**07/13/07**	**J2Q911AW**
		Dilution Factor: 1		Analysis Time..: 16:49	Analyst ID.....: 001887	
		Instrument ID..: I5		MDL.....: 86.0		
Manganese	**128**	**10.0**	**ug/L**	**SW846 6010B**	**07/13/07**	**J2Q911AX**
		Dilution Factor: 1		Analysis Time..: 16:49	Analyst ID.....: 001887	
		Instrument ID..: I5		MDL.....: 0.23		
Sodium	**8760**	**1000**	**ug/L**	**SW846 6010B**	**07/13/07**	**J2Q911A0**
		Dilution Factor: 1		Analysis Time..: 16:49	Analyst ID.....: 001887	
		Instrument ID..: I5		MDL.....: 410		
Nickel	ND	10.0	ug/L	SW846 6010B	07/13/07	J2Q911AM
		Dilution Factor: 1		Analysis Time..: 16:49	Analyst ID.....: 001887	
		Instrument ID..: I5		MDL.....: 1.4		
Lead	ND	3.0	ug/L	SW846 6010B	07/13/07	J2Q911AC
		Dilution Factor: 1		Analysis Time..: 16:49	Analyst ID.....: 001887	
		Instrument ID..: I5		MDL.....: 1.7		
Antimony	ND	2.0	ug/L	SW846 6020	07/13-07/17/07	J2Q911AF
		Dilution Factor: 1		Analysis Time..: 11:33	Analyst ID.....: 002260	
		Instrument ID..: I7		MDL.....: 0.065		
Selenium	ND	5.0	ug/L	SW846 6010B	07/13/07	J2Q911AD
		Dilution Factor: 1		Analysis Time..: 16:49	Analyst ID.....: 001887	
		Instrument ID..: I5		MDL.....: 2.4		

(Continued on next page)

Environmental Quality Mgt., Inc.

Client Sample ID: FWGBKGmw-019C-0471-GF

TOTAL Metals

Lot-Sample #...: A7G120309-013 **Matrix.....:** WG

PARAMETER	RESULT	REPORTING LIMIT	UNITS	METHOD	PREPARATION-ANALYSIS DATE	WORK ORDER #
Thallium	ND	1.0	ug/L	SW846 6020	07/13-07/17/07	J2Q911AK
		Dilution Factor: 1		Analysis Time..: 11:33	Analyst ID.....: 002260	
		Instrument ID..: I7		MDL.....: 0.022		
Vanadium	ND	10.0	ug/L	SW846 6010B	07/13/07	J2Q911A1
		Dilution Factor: 1		Analysis Time..: 16:49	Analyst ID.....: 001887	
		Instrument ID..: I5		MDL.....: 1.9		
Zinc	ND	10.0	ug/L	SW846 6020	07/13-07/17/07	J2Q911AL
		Dilution Factor: 1		Analysis Time..: 11:33	Analyst ID.....: 002260	
		Instrument ID..: I7		MDL.....: 2.3		

NOTE(S):

B Estimated result. Result is less than RL.

J Method blank contamination. The associated method blank contains the target analyte at a reportable level.

Environmental Quality Mgt., Inc.

Client Sample ID: FWGBKGmw-005C-0461-GF

TOTAL Metals

Lot-Sample #...: A7G120309-016 **Matrix.....:** WG
Date Sampled...: 07/12/07 08:55 **Date Received..:** 07/12/07

PARAMETER	RESULT	REPORTING LIMIT	UNITS	METHOD	PREPARATION-ANALYSIS DATE	WORK ORDER #
Prep Batch #...: 7194016						
Silver	ND	5.0	ug/L	SW846 6010B	07/13/07	J2Q981AP
		Dilution Factor: 1		Analysis Time..: 16:54	Analyst ID.....: 001887	
		Instrument ID..: I5		MDL.....: 2.1		
Aluminum	ND	50.0	ug/L	SW846 6020	07/13-07/17/07	J2Q981AE
		Dilution Factor: 1		Analysis Time..: 11:36	Analyst ID.....: 002260	
		Instrument ID..: I7		MDL.....: 2.6		
Arsenic	ND	5.0	ug/L	SW846 6010B	07/13/07	J2Q981AA
		Dilution Factor: 1		Analysis Time..: 16:54	Analyst ID.....: 001887	
		Instrument ID..: I5		MDL.....: 4.3		
Barium	**13.6**	**10.0**	**ug/L**	**SW846 6010B**	**07/13/07**	**J2Q981AR**
		Dilution Factor: 1		Analysis Time..: 16:54	Analyst ID.....: 001887	
		Instrument ID..: I5		MDL.....: 3.2		
Beryllium	ND	1.0	ug/L	SW846 6020	07/13-07/17/07	J2Q981AG
		Dilution Factor: 1		Analysis Time..: 11:36	Analyst ID.....: 002260	
		Instrument ID..: I7		MDL.....: 0.11		
Calcium	**87600**	**1000**	**ug/L**	**SW846 6010B**	**07/13/07**	**J2Q981AT**
		Dilution Factor: 1		Analysis Time..: 16:54	Analyst ID.....: 001887	
		Instrument ID..: I5		MDL.....: 80.0		
Cadmium	ND	0.50	ug/L	SW846 6020	07/13-07/17/07	J2Q981AH
		Dilution Factor: 1		Analysis Time..: 11:36	Analyst ID.....: 002260	
		Instrument ID..: I7		MDL.....: 0.086		
Cobalt	ND	5.0	ug/L	SW846 6010B	07/13/07	J2Q981AU
		Dilution Factor: 1		Analysis Time..: 16:54	Analyst ID.....: 001887	
		Instrument ID..: I5		MDL.....: 1.2		
Chromium	ND	5.0	ug/L	SW846 6010B	07/13/07	J2Q981A2
		Dilution Factor: 1		Analysis Time..: 16:54	Analyst ID.....: 001887	
		Instrument ID..: I5		MDL.....: 1.6		
Copper	ND	5.0	ug/L	SW846 6010B	07/13/07	J2Q981AV
		Dilution Factor: 1		Analysis Time..: 16:54	Analyst ID.....: 001887	
		Instrument ID..: I5		MDL.....: 1.8		

(Continued on next page)

Environmental Quality Mgt., Inc.

Client Sample ID: FWGBKGmw-005C-0461-GF

TOTAL Metals

Lot-Sample #...: A7G120309-016 Matrix.....: WG

PARAMETER	RESULT	REPORTING LIMIT	UNITS	METHOD	PREPARATION-ANALYSIS DATE	WORK ORDER #
Iron	**339**	**20.0**	**ug/L**	**SW846 6020**	**07/13-07/17/07**	**J2Q981AJ**
		Dilution Factor: 1		Analysis Time..: 11:36	Analyst ID.....: 002260	
		Instrument ID..: I7		MDL.....: 12.0		
Mercury	ND	0.20	ug/L	SW846 7470A	07/13-07/17/07	J2Q981AQ
		Dilution Factor: 1		Analysis Time..: 10:52	Analyst ID.....: 001086	
		Instrument ID..: H1		MDL.....: 0.090		
Potassium	**864 B,J**	**1000**	**ug/L**	**SW846 6010B**	**07/13/07**	**J2Q981AN**
		Dilution Factor: 1		Analysis Time..: 16:54	Analyst ID.....: 001887	
		Instrument ID..: I5		MDL.....: 54.0		
Magnesium	**18700**	**1000**	**ug/L**	**SW846 6010B**	**07/13/07**	**J2Q981AW**
		Dilution Factor: 1		Analysis Time..: 16:54	Analyst ID.....: 001887	
		Instrument ID..: I5		MDL.....: 86.0		
Manganese	**0.91 B**	**10.0**	**ug/L**	**SW846 6010B**	**07/13/07**	**J2Q981AX**
		Dilution Factor: 1		Analysis Time..: 16:54	Analyst ID.....: 001887	
		Instrument ID..: I5		MDL.....: 0.23		
Sodium	**7660**	**1000**	**ug/L**	**SW846 6010B**	**07/13/07**	**J2Q981A0**
		Dilution Factor: 1		Analysis Time..: 16:54	Analyst ID.....: 001887	
		Instrument ID..: I5		MDL.....: 410		
Nickel	ND	10.0	ug/L	SW846 6010B	07/13/07	J2Q981AM
		Dilution Factor: 1		Analysis Time..: 16:54	Analyst ID.....: 001887	
		Instrument ID..: I5		MDL.....: 1.4		
Lead	ND	3.0	ug/L	SW846 6010B	07/13/07	J2Q981AC
		Dilution Factor: 1		Analysis Time..: 16:54	Analyst ID.....: 001887	
		Instrument ID..: I5		MDL.....: 1.7		
Antimony	ND	2.0	ug/L	SW846 6020	07/13-07/17/07	J2Q981AF
		Dilution Factor: 1		Analysis Time..: 11:36	Analyst ID.....: 002260	
		Instrument ID..: I7		MDL.....: 0.065		
Selenium	ND	5.0	ug/L	SW846 6010B	07/13/07	J2Q981AD
		Dilution Factor: 1		Analysis Time..: 16:54	Analyst ID.....: 001887	
		Instrument ID..: I5		MDL.....: 2.4		

(Continued on next page)

Environmental Quality Mgt., Inc.

Client Sample ID: FWGBKGmw-005C-0461-GF

TOTAL Metals

Lot-Sample #...: A7G120309-016 Matrix.....: WG

PARAMETER	RESULT	REPORTING LIMIT	UNITS	METHOD	PREPARATION-ANALYSIS DATE	WORK ORDER #
Thallium	ND	1.0	ug/L	SW846 6020	07/13-07/17/07	J2Q981AK
		Dilution Factor: 1		Analysis Time..: 11:36	Analyst ID.....: 002260	
		Instrument ID..: I7		MDL.....: 0.022		
Vanadium	ND	10.0	ug/L	SW846 6010B	07/13/07	J2Q981A1
		Dilution Factor: 1		Analysis Time..: 16:54	Analyst ID.....: 001887	
		Instrument ID..: I5		MDL.....: 1.9		
Zinc	ND	10.0	ug/L	SW846 6020	07/13-07/17/07	J2Q981AL
		Dilution Factor: 1		Analysis Time..: 11:36	Analyst ID.....: 002260	
		Instrument ID..: I7		MDL.....: 2.3		

NOTE(S):

B Estimated result. Result is less than RL.

J Method blank contamination. The associated method blank contains the target analyte at a reportable level.

Environmental Quality Mgt., Inc.

Client Sample ID: FWGBKGmw-015C-0467-GF

TOTAL Metals

Lot-Sample #...: A7G120309-018 **Matrix.....:** WG
Date Sampled...: 07/12/07 10:30 **Date Received..:** 07/12/07

PARAMETER	RESULT	REPORTING LIMIT	UNITS	METHOD	PREPARATION-ANALYSIS DATE	WORK ORDER #
Prep Batch #...: 7194016						
Silver	ND	5.0	ug/L	SW846 6010B	07/13/07	J2RAD1AP
		Dilution Factor: 1		Analysis Time..: 16:59	Analyst ID.....: 001887	
		Instrument ID..: I5		MDL.....: 2.1		
Aluminum	ND	50.0	ug/L	SW846 6020	07/13-07/17/07	J2RAD1AE
		Dilution Factor: 1		Analysis Time..: 11:39	Analyst ID.....: 002260	
		Instrument ID..: I7		MDL.....: 2.6		
Arsenic	ND	5.0	ug/L	SW846 6010B	07/13/07	J2RAD1AA
		Dilution Factor: 1		Analysis Time..: 16:59	Analyst ID.....: 001887	
		Instrument ID..: I5		MDL.....: 4.3		
Barium	**220**	**10.0**	**ug/L**	**SW846 6010B**	**07/13/07**	**J2RAD1AR**
		Dilution Factor: 1		Analysis Time..: 16:59	Analyst ID.....: 001887	
		Instrument ID..: I5		MDL.....: 3.2		
Beryllium	ND	1.0	ug/L	SW846 6020	07/13-07/17/07	J2RAD1AG
		Dilution Factor: 1		Analysis Time..: 11:39	Analyst ID.....: 002260	
		Instrument ID..: I7		MDL.....: 0.11		
Calcium	**28500**	**1000**	**ug/L**	**SW846 6010B**	**07/13/07**	**J2RAD1AT**
		Dilution Factor: 1		Analysis Time..: 16:59	Analyst ID.....: 001887	
		Instrument ID..: I5		MDL.....: 80.0		
Cadmium	ND	0.50	ug/L	SW846 6020	07/13-07/17/07	J2RAD1AH
		Dilution Factor: 1		Analysis Time..: 11:39	Analyst ID.....: 002260	
		Instrument ID..: I7		MDL.....: 0.086		
Cobalt	ND	5.0	ug/L	SW846 6010B	07/13/07	J2RAD1AU
		Dilution Factor: 1		Analysis Time..: 16:59	Analyst ID.....: 001887	
		Instrument ID..: I5		MDL.....: 1.2		
Chromium	ND	5.0	ug/L	SW846 6010B	07/13/07	J2RAD1A2
		Dilution Factor: 1		Analysis Time..: 16:59	Analyst ID.....: 001887	
		Instrument ID..: I5		MDL.....: 1.6		
Copper	ND	5.0	ug/L	SW846 6010B	07/13/07	J2RAD1AV
		Dilution Factor: 1		Analysis Time..: 16:59	Analyst ID.....: 001887	
		Instrument ID..: I5		MDL.....: 1.8		

(Continued on next page)

Environmental Quality Mgt., Inc.

Client Sample ID: FWGBKGmw-015C-0467-GF

TOTAL Metals

Lot-Sample #...: A7G120309-018 Matrix.....: WG

PARAMETER	RESULT	REPORTING LIMIT	UNITS	METHOD	PREPARATION-ANALYSIS DATE	WORK ORDER #
Iron	**145**	**20.0**	**ug/L**	**SW846 6020**	**07/13-07/17/07**	**J2RAD1AJ**
		Dilution Factor: 1		Analysis Time..: 11:39	Analyst ID.....: 002260	
		Instrument ID..: I7		MDL.....: 12.0		
Mercury	ND	0.20	ug/L	SW846 7470A	07/13-07/17/07	J2RAD1AQ
		Dilution Factor: 1		Analysis Time..: 11:07	Analyst ID.....: 001086	
		Instrument ID..: H1		MDL.....: 0.090		
Potassium	**4150 J**	**1000**	**ug/L**	**SW846 6010B**	**07/13/07**	**J2RAD1AN**
		Dilution Factor: 1		Analysis Time..: 16:59	Analyst ID.....: 001887	
		Instrument ID..: I5		MDL.....: 54.0		
Magnesium	**11700**	**1000**	**ug/L**	**SW846 6010B**	**07/13/07**	**J2RAD1AW**
		Dilution Factor: 1		Analysis Time..: 16:59	Analyst ID.....: 001887	
		Instrument ID..: I5		MDL.....: 86.0		
Manganese	**61.4**	**10.0**	**ug/L**	**SW846 6010B**	**07/13/07**	**J2RAD1AX**
		Dilution Factor: 1		Analysis Time..: 16:59	Analyst ID.....: 001887	
		Instrument ID..: I5		MDL.....: 0.23		
Sodium	**11900**	**1000**	**ug/L**	**SW846 6010B**	**07/13/07**	**J2RAD1A0**
		Dilution Factor: 1		Analysis Time..: 16:59	Analyst ID.....: 001887	
		Instrument ID..: I5		MDL.....: 410		
Nickel	**2.9 B**	**10.0**	**ug/L**	**SW846 6010B**	**07/13/07**	**J2RAD1AM**
		Dilution Factor: 1		Analysis Time..: 16:59	Analyst ID.....: 001887	
		Instrument ID..: I5		MDL.....: 1.4		
Lead	ND	3.0	ug/L	SW846 6010B	07/13/07	J2RAD1AC
		Dilution Factor: 1		Analysis Time..: 16:59	Analyst ID.....: 001887	
		Instrument ID..: I5		MDL.....: 1.7		
Antimony	ND	2.0	ug/L	SW846 6020	07/13-07/17/07	J2RAD1AF
		Dilution Factor: 1		Analysis Time..: 11:39	Analyst ID.....: 002260	
		Instrument ID..: I7		MDL.....: 0.065		
Selenium	ND	5.0	ug/L	SW846 6010B	07/13/07	J2RAD1AD
		Dilution Factor: 1		Analysis Time..: 16:59	Analyst ID.....: 001887	
		Instrument ID..: I5		MDL.....: 2.4		

(Continued on next page)

Environmental Quality Mgt., Inc.

Client Sample ID: FWGBKGmw-015C-0467-GF

TOTAL Metals

Lot-Sample #...: A7G120309-018 Matrix.....: WG

PARAMETER	RESULT	REPORTING LIMIT	UNITS	METHOD	PREPARATION-ANALYSIS DATE	WORK ORDER #
Thallium	ND	1.0	ug/L	SW846 6020	07/13-07/17/07	J2RAD1AK
		Dilution Factor: 1		Analysis Time..: 11:39	Analyst ID.....: 002260	
		Instrument ID..: I7		MDL.....: 0.022		
Vanadium	ND	10.0	ug/L	SW846 6010B	07/13/07	J2RAD1A1
		Dilution Factor: 1		Analysis Time..: 16:59	Analyst ID.....: 001887	
		Instrument ID..: I5		MDL.....: 1.9		
Zinc	**8.9 B,J**	**10.0**	**ug/L**	**SW846 6020**	**07/13-07/17/07**	**J2RAD1AL**
		Dilution Factor: 1		Analysis Time..: 11:39	Analyst ID.....: 002260	
		Instrument ID..: I7		MDL.....: 2.3		

NOTE(S):

J Method blank contamination. The associated method blank contains the target analyte at a reportable level.

B Estimated result. Result is less than RL.

```
:       Instrument Upload                                    Run Log - Page  1 :
:       Started Fri Jul 13 06:31:30 2007 by COUNTSK                            :
:       Data File: UPL$CAN_DATA_ROOT:<TJA>I50712A.ARC;1                        :
```

#	WorkOrder	Dilution	Date	Time	Batch	Lot	Instrument
1	STD1	1	12-JUL-2007	22:43:00			I5
2	CAL1	1	12-JUL-2007	22:48:00			I5
3	CAL2	1	12-JUL-2007	22:54:00			I5
4	CAL3	1	12-JUL-2007	23:01:00			I5
5	SCAL	1	12-JUL-2007	23:07:00			I5
6	CAL	1	12-JUL-2007	23:12:00			I5
7	ICV	1	12-JUL-2007	23:20:00			I5
8	ICB	1	12-JUL-2007	23:29:00			I5
9	CRI	MRL	12-JUL-2007	23:34:00			I5
10	ICSA	1	12-JUL-2007	23:40:00			I5
11	ICSAB	1	12-JUL-2007	23:45:00			I5
12	CCV	1	12-JUL-2007	23:54:00			I5
13	CCB	1	13-JUL-2007	00:03:00			I5
14	J2CCJB	1	13-JUL-2007	00:08:00	7186016	A7G050000	I5
15	J2CCJC	1	13-JUL-2007	00:13:00	7186016	A7G050000	I5
16	J2APT	1	13-JUL-2007	00:21:00	7186016	A7G030401	I5
17	J2APTL	1	13-JUL-2007	00:26:00			I5
18	J2APTX	1	13-JUL-2007	00:31:00	7186016	A7G030401	I5
19	J2APTS	1	13-JUL-2007	00:35:00	7186016	A7G030401	I5
20	J2AP9	1	13-JUL-2007	00:42:00	7186016	A7G030401	I5
21	J2AQA	1	13-JUL-2007	00:47:00	7186016	A7G030401	I5
22	J2JJ2B	1	13-JUL-2007	00:56:00	7191020	A7G100000	I5
23	J2JJ2C	1	13-JUL-2007	01:01:00	7191020	A7G100000	I5
24	CCV	1	13-JUL-2007	01:10:00			I5
25	CCB	1	13-JUL-2007	01:19:00			I5
26	J2FNA	1	13-JUL-2007	01:24:00	7191020	A7G060249	I5
27	J2FNAL	1	13-JUL-2007	01:29:00			I5
28	J2FNAX	1	13-JUL-2007	01:34:00	7191020	A7G060249	I5
29	J2FNAS	1	13-JUL-2007	01:39:00	7191020	A7G060249	I5
30	J2FPR	1	13-JUL-2007	01:45:00	7191020	A7G060249	I5
31	J2FRN	1	13-JUL-2007	01:50:00	7191020	A7G060249	I5
32	J2FRP	1	13-JUL-2007	01:55:00	7191020	A7G060249	I5
33	J2FRT	1	13-JUL-2007	02:00:00	7191020	A7G060249	I5
34	J2FRV	1	13-JUL-2007	02:05:00	7191020	A7G060249	I5
35	J2LH2B	1	13-JUL-2007	02:14:00	7192018	A7G110000	I5
36	CCV	1	13-JUL-2007	02:20:00			I5
37	CCB	1	13-JUL-2007	02:28:00			I5
38	J2LH2C	1	13-JUL-2007	02:33:00	7192018	A7G110000	I5
39	J2JL2	1	13-JUL-2007	02:40:00	7192018	A7G100102	I5
40	J2JL4	1	13-JUL-2007	02:44:00	7192018	A7G100102	I5
41	J2JL6	1	13-JUL-2007	02:49:00	7192018	A7G100102	I5
42	J2JL7	1	13-JUL-2007	02:54:00	7192018	A7G100102	I5
43	J2JMC	1	13-JUL-2007	02:59:00	7192018	A7G100102	I5
44	J2JMCL	1	13-JUL-2007	03:04:00			I5

---------- (continued) ----------

#	WorkOrder	Dilution	Date	Time	Batch	Lot	Instrument
45	J2JMCX	1	13-JUL-2007	03:09:00	7192018	A7G100102	I5
46	J2JMCS	1	13-JUL-2007	03:14:00	7192018	A7G100102	I5
47	J2JMF	1	13-JUL-2007	03:21:00	7192018	A7G100102	I5
48	CCV	1	13-JUL-2007	03:30:00			I5
49	CCB	1	13-JUL-2007	03:39:00			I5
50	J2JMH	1	13-JUL-2007	03:44:00	7192018	A7G100102	I5
51	J2JML	1	13-JUL-2007	03:49:00	7192018	A7G100102	I5
52	J2JMN	1	13-JUL-2007	03:54:00	7192018	A7G100102	I5
53	J2JMR	1	13-JUL-2007	03:59:00	7192018	A7G100102	I5
54	J2N7MB	1	13-JUL-2007	04:08:00	7193020	A7G120000	I5
55	J2N7MC	1	13-JUL-2007	04:12:00	7193020	A7G120000	I5
56	J2LKP	1	13-JUL-2007	04:19:00	7193020	A7G110101	I5
57	J2LKR	1	13-JUL-2007	04:24:00	7193020	A7G110101	I5
58	J2LKT	1	13-JUL-2007	04:29:00	7193020	A7G110101	I5
59	J2LKW	1	13-JUL-2007	04:34:00	7193020	A7G110101	I5
60	CCV	1	13-JUL-2007	04:43:00			I5
61	CCB	1	13-JUL-2007	04:52:00			I5
62	J2LK1	1	13-JUL-2007	04:57:00	7193020	A7G110101	I5
63	J2LK7	1	13-JUL-2007	05:02:00	7193020	A7G110101	I5
64	J2LK7L	1	13-JUL-2007	05:07:00			I5
65	J2LK7X	1	13-JUL-2007	05:12:00	7193020	A7G110101	I5
66	J2LK7S	1	13-JUL-2007	05:17:00	7193020	A7G110101	I5
67	J2LK9	1	13-JUL-2007	05:23:00	7193020	A7G110101	I5
68	J2LLD	1	13-JUL-2007	05:28:00	7193020	A7G110101	I5
69	J2LLF	1	13-JUL-2007	05:33:00	7193020	A7G110101	I5
70	J2LLM	1	13-JUL-2007	05:38:00	7193020	A7G110101	I5
71	J2LLQ	1	13-JUL-2007	05:43:00	7193020	A7G110101	I5
72	CCV	1	13-JUL-2007	05:52:00			I5
73	CCB	1	13-JUL-2007	06:01:00			I5
74	J2LLT	1	13-JUL-2007	06:06:00	7193020	A7G110101	I5
75	J2LLX	1	13-JUL-2007	06:11:00	7193020	A7G110101	I5
76	J17NKT	1	13-JUL-2007	06:16:00			I5
77	J17NPT	1	13-JUL-2007	06:21:00			I5
78	J17NPTL	1	13-JUL-2007	06:26:00			I5
79	CRI	MRL	13-JUL-2007	06:39:00			I5
80	CCV	1	13-JUL-2007	06:45:00			I5
81	CCB	1	13-JUL-2007	06:54:00			I5
82	J17NPT	5	13-JUL-2007	07:12:00			I5
83	J17NPTL	1	13-JUL-2007	07:17:00			I5
84	J17NPT	100	13-JUL-2007	07:22:00			I5
85	J17NPTL	1	13-JUL-2007	07:27:00			I5
86	CCV	1	13-JUL-2007	07:34:00			I5
87	CCB	1	13-JUL-2007	07:43:00			I5
88	CCV	1	13-JUL-2007	13:15:00			I5

---------- (continued) ----------

#	WorkOrder	Dilution	Date	Time	Batch	Lot	Instrument
89	CCB	1	13-JUL-2007	13:24:00			I5
90	J2R7RB	1	13-JUL-2007	13:40:00			I5
91	J2R7RC	1	13-JUL-2007	13:45:00			I5
92	J2QNH	1	13-JUL-2007	13:50:00			I5
93	J2QNHL	1	13-JUL-2007	13:55:00			I5
94	J2QNHS	1	13-JUL-2007	14:00:00			I5
95	J2QNHD	1	13-JUL-2007	14:05:00			I5
96	J2QNV	1	13-JUL-2007	14:11:00			I5
97	J2QN0	1	13-JUL-2007	14:16:00			I5
98	CCV	1	13-JUL-2007	14:24:00			I5
99	CCB	1	13-JUL-2007	14:32:00			I5
100	J2P6LBT	1	13-JUL-2007	14:44:00	7194018	A7G120000	I5
101	J2R75BT	1	13-JUL-2007	14:49:00	7194018	A7G130000	I5
102	J2R75CT	1	13-JUL-2007	14:54:00	7194018	A7G130000	I5
103	J2KQ6T	1	13-JUL-2007	15:00:00	7194018	A7G100221	I5
104	J2KQ6T	5	13-JUL-2007	15:04:00	7194018	A7G100221	I5
105	J2KQ6TS	5	13-JUL-2007	15:09:00	7194018	A7G100221	I5
106	J2KQ6TD	5	13-JUL-2007	15:14:00	7194018	A7G100221	I5
107	J2KQ7T	1	13-JUL-2007	15:20:00	7194018	A7G100221	I5
108	CCV	1	13-JUL-2007	15:28:00			I5
109	CCB	1	13-JUL-2007	15:36:00			I5
110	J2R71B	1	13-JUL-2007	15:41:00	7194016	A7G130000	I5
111	J2R71C	1	13-JUL-2007	15:46:00	7194016	A7G130000	I5
112	J2Q9K	1	13-JUL-2007	15:52:00	7194016	A7G120309	I5
113	J2Q9KL	1	13-JUL-2007	15:57:00			I5
114	J2Q9KX	1	13-JUL-2007	16:02:00	7194016	A7G120309	I5
115	J2Q9KS	1	13-JUL-2007	16:07:00	7194016	A7G120309	I5
116	J2Q9M	1	13-JUL-2007	16:13:00	7194016	A7G120309	I5
117	J2Q9R	1	13-JUL-2007	16:18:00	7194016	A7G120309	I5
118	J2Q9T	1	13-JUL-2007	16:23:00	7194016	A7G120309	I5
119	J2Q9W	1	13-JUL-2007	16:28:00	7194016	A7G120309	I5
120	CCV	1	13-JUL-2007	16:36:00			I5
121	CCB	1	13-JUL-2007	16:44:00			I5
122	J2Q91	1	13-JUL-2007	16:49:00	7194016	A7G120309	I5
123	J2Q98	1	13-JUL-2007	16:54:00	7194016	A7G120309	I5
124	J2RAD	1	13-JUL-2007	16:59:00	7194016	A7G120309	I5
125	J2R73B	1	13-JUL-2007	17:05:00	7194017	A7G130000	I5
126	J2R73C	1	13-JUL-2007	17:10:00	7194017	A7G130000	I5
127	J2N92	1	13-JUL-2007	17:15:00	7194017	A7G120101	I5
128	J2N94	1	13-JUL-2007	17:20:00	7194017	A7G120101	I5
129	J2N96	1	13-JUL-2007	17:25:00	7194017	A7G120101	I5
130	J2N98	1	13-JUL-2007	17:30:00	7194017	A7G120101	I5
131	J2PAA	1	13-JUL-2007	17:35:00	7194017	A7G120101	I5
132	CCV	1	13-JUL-2007	17:43:00			I5

L WAS RUN @ 11:17 5 ON 7.16.07

(continued)

#	WorkOrder	Dilution	Date	Time	Batch	Lot	Instrument
133	CCB	1	13-JUL-2007	17:52:00			I5
134	J2PA0	1	13-JUL-2007	17:57:00	7194017	A7G120101	I5
135	J2PA6	1	13-JUL-2007	18:02:00	7194017	A7G120101	I5
136	J2PCP	1	13-JUL-2007	18:07:00	7194017	A7G120101	I5
137	J2PCW	1	13-JUL-2007	18:12:00	7194017	A7G120101	I5
138	J2PC7	1	13-JUL-2007	18:17:00	7194017	A7G120101	I5
139	J2PDA	1	13-JUL-2007	18:22:00	7194017	A7G120101	I5
140	J2PDAL	1	13-JUL-2007	18:27:00			I5
141	J2PDAX	1	13-JUL-2007	18:32:00	7194017	A7G120101	I5
142	J2PDAS	1	13-JUL-2007	18:37:00	7194017	A7G120101	I5
143	J2PDD	1	13-JUL-2007	18:43:00	7194017	A7G120101	I5
144	CCV	1	13-JUL-2007	18:51:00			I5
145	CCB	1	13-JUL-2007	18:59:00			I5
146	J2PDE	1	13-JUL-2007	19:04:00	7194017	A7G120101	I5
147	J2R7XB	1	13-JUL-2007	19:10:00	7194014	A7G130000	I5
148	J2R7XC	1	13-JUL-2007	19:15:00	7194014	A7G130000	I5
149	J2QE9	1	13-JUL-2007	19:20:00	7194014	A7G120200	I5
150	J2QE9L	1	13-JUL-2007	19:25:00			I5
151	J2QFG	1	13-JUL-2007	19:30:00	7194014	A7G120200	I5
152	J2PPT	1	13-JUL-2007	19:35:00	7194014	7G12131	I5
153	J2PVX	1	13-JUL-2007	19:40:00	7194014	7G12141	I5
154	J2PWD	1	13-JUL-2007	19:45:00	7194014	7G12141	I5
155	J2QVC	1	13-JUL-2007	19:50:00	7194014	A7G120257	I5
156	CCV	1	13-JUL-2007	19:58:00			I5
157	CCB	1	13-JUL-2007	20:07:00			I5
158	J2QVN	1	13-JUL-2007	20:12:00	7194014	A7G120257	I5
159	J2RGW	1	13-JUL-2007	20:17:00	7194014	A7G120335	I5
160	J2RG7	1	13-JUL-2007	20:21:00	7194014	A7G120335	I5
161	J2RHQ	1	13-JUL-2007	20:26:00	7194014	A7G120335	I5
162	J2PP7	1	13-JUL-2007	20:31:00	7194014	A7G120133	I5
163	J2PQA	1	13-JUL-2007	20:36:00	7194014	A7G120133	I5
164	J2PW1	1	13-JUL-2007	20:41:00	7194014	A7G120148	I5
165	J2PW1S	1	13-JUL-2007	20:46:00	7194014	A7G120148	I5
166	J2PW1D	1	13-JUL-2007	20:51:00	7194014	A7G120148	I5
167	J2QGK	1	13-JUL-2007	20:57:00	7194014	A7G120205	I5
168	CCV	1	13-JUL-2007	21:08:00			I5
169	CCB	1	13-JUL-2007	21:16:00			I5
170	J2QG7	1	13-JUL-2007	21:21:00	7194014	A7G120205	I5
171	J2Q20	1	13-JUL-2007	21:26:00	7194014	A7G120284	I5
172	J2Q3H	1	13-JUL-2007	21:31:00	7194014	A7G120284	I5
173	J2Q30	1	13-JUL-2007	21:36:00	7194014	A7G120284	I5
174	J2Q72	1	13-JUL-2007	21:41:00	7194014	A7G120300	I5
175	J2P70	1	13-JUL-2007	21:46:00	7194014	A7G120194	I5
176	J2P6HBT	1	13-JUL-2007	21:51:00	7194019	A7G120000	I5

---------- (continued) ----------

```
:       Instrument Upload                                    Run Log - Page  5 :
:       Started Mon Jul 16 11:28:28 2007 by WILLIAML                           :
:       Data File: UPL$CAN_DATA_ROOT:<TJA>I50712A.ARC;1                        :
```

#	WorkOrder	Dilution	Date	Time	Batch	Lot	Instrument
177	J2R77BT	1	13-JUL-2007	21:56:00	7194019	A7G130000	I5
178	J2R77CT	1	13-JUL-2007	22:01:00	7194019	A7G130000	I5
179	J2J1CT	1	13-JUL-2007	22:07:00	7194019	A7G100142	I5
180	CCV	1	13-JUL-2007	22:15:00			I5
181	CCB	1	13-JUL-2007	22:23:00			I5
182	J2J1CTL	1	13-JUL-2007	22:28:00			I5
183	J2J1CTS	5	13-JUL-2007	22:33:00	7194019	A7G100142	I5
184	J2J1CTD	5	13-JUL-2007	22:38:00	7194019	A7G100142	I5
185	CRI	MRL	13-JUL-2007	22:46:00			I5
186	CCV	1	13-JUL-2007	22:53:00			I5
187	CCB	1	13-JUL-2007	23:01:00			I5

End of Report

STL North Canton

Metals Data Reporting Form

Contract Required Detection Limit Standard

Instrument: ICPMS **Units:** ug/L

Chart Number: 071707a.rep **Acceptable Range:** 70% - 130%

Standard Source: Ultra **Standard ID:**

Element	WL/ Mass	True Conc	QC Std 3 07/17/07 8:06 AM Found	% Rec	CRI 07/17/07 12:57 PM Found	% Rec	Found	% Rec	Found	% Rec	Found	% Rec
~~Aluminum~~	27	50.0	64.02	**128.0**	78.82	~~**157.6**~~						
Antimony	121	2.0	2.21	**110.7**	2.07	**103.6**						
Beryllium	9	1.0	1.03	**102.8**	0.97	**97.0**						
Cadmium	111	0.5	0.53	**105.2**	0.51	**101.4**						
~~Iron~~	57	20.0	25.42	**127.1**	26.67	~~**133.3**~~						
Thallium	205	1.0	1.05	**105.1**	1.03	**102.6**						
Zinc	68	10.0	9.59	**95.9**	10.13	**101.3**						

STL North Canton

Metals Data Reporting Form

Initial Calibration Blank Results

Instrument: ICPMS **Units:** ug/L

Chart Number: 071707a.rep

Standard Source: _____ **Standard ID:** _____

Element	WL/ Mass	Report Limit	QC Std 2 07/17/07 8:04 AM Found	Q	Found	Q	Found	Q	Found	Q	Found	Q
Aluminum	27	50	**37.9**	**B**								
Antimony	121	2	**0.18**	**B**								
Beryllium	9	1	**0.015**	**B**								
Cadmium	111	0.5	0.015	U								
Iron	57	20	**7.4**	**B**								
Thallium	205	1	0.022	U								
Zinc	68	10	0.64	U								

U Result is less than the IDL

B Result is between IDL and RL

STL North Canton

Metals Data Reporting Form

Initial Calibration Blank Results

Instrument: ICPST **Units:** ug/L

Chart Number: I50712A.arc

Standard Source: _____ **Standard ID:** _____

Element	WL/ Mass	Report Limit	ICB 07/12/07 11:29 PM Found	Q	Found	Q	Found	Q	Found	Q	Found	Q
Arsenic	189.042	5	1.9	U								
Barium	493.409	10	0.2	U								
Calcium	317.933	1000	**3.7**	**B**								
Chromium	267.716	5	0.6	U								
Cobalt	228.616	5	0.6	U								
Copper	324.753	5	1.1	U								
Lead	220.353	3	1.1	U								
Magnesium	279.078	1000	**8.0**	**B**								
Manganese	257.61	10	**0.1**	**B**								
Nickel	231.604	10	1.7	U								
Potassium	766.491	1000	**151.0**	**B**								
Selenium	196.026	5	2.5	U								
Silver	328.068	5	1.2	U								
Sodium	330.232	1000	**-510.0**	**B**								
Vanadium	292.402	10	**0.9**	**B**								

U Result is less than the IDL

B Result is between IDL and RL

Form 3 Equivalent

STL North Canton

Metals Data Reporting Form

Continuing Calibration Blank Results

Instrument: ICPMS **Units:** ug/L

Chart Number: 071707a.rep

Standard Source: _____ **Standard ID:** _____

Element	WL/ Mass	Report Limit	QC Std 7 07/17/07 8:34 AM Found	Q	QC Std 7 07/17/07 10:35 AM Found	Q	QC Std 7 07/17/07 11:20 AM Found	Q	QC Std 7 07/17/07 12:01 PM Found	Q	QC Std 7 07/17/07 12:38 PM Found	Q
Aluminum	27	50	**2.8**	**B**	**-8.8**	**B**	2.6	U	**-9.8**	**B**	2.6	U
Antimony	121	2	**0.19**	**B**	0.11	U	**0.12**	**B**	0.11	U	0.11	U
Beryllium	9	1	0.013	U	0.013	U	0.013	U	0.013	U	0.013	U
Cadmium	111	0.5	0.015	U	0.015	U	0.015	U	0.015	U	0.015	U
Iron	57	20	**6.2**	**B**	3.4	U	3.4	U	3.4	U	**3.8**	**B**
Thallium	205	1	**0.082**	**B**	0.022	U	0.022	U	0.022	U	0.022	U
Zinc	68	10	0.64	U	0.64	U	0.64	U	0.64	U	0.64	U

U Result is less than the IDL

B Result is between IDL and RL

STL North Canton

Metals Data Reporting Form

Continuing Calibration Blank Results

Instrument: ICPMS **Units:** ug/L

Chart Number: 071707a.rep

Standard Source: _____ **Standard ID:** _____

Element	WL/ Mass	Report Limit	QC Std 7 07/17/07 1:07 PM Found	Q	Found	Q	Found	Q	Found	Q	Found	Q
Aluminum	27	50	-12	B								
Antimony	121	2	0.11	U								
Beryllium	9	1	0.013	U								
Cadmium	111	0.5	0.015	U								
Iron	57	20	3.4	U								
Thallium	205	1	0.022	U								
Zinc	68	10	0.64	U								

U Result is less than the IDL

B Result is between IDL and RL

STL North Canton

Metals Data Reporting Form

Continuing Calibration Blank Results

Instrument: ICPST **Units:** ug/L

Chart Number: I50712A.arc

Standard Source: _____ **Standard ID:** _____

Element	WL/ Mass	Report Limit	CCB 1 07/13/07 12:03 AM Found	Q	CCB 2 07/13/07 3:36 PM Found	Q	CCB 3 07/13/07 4:44 PM Found	Q	CCB 4 07/13/07 5:52 PM Found	Q	CCB 5 07/13/07 6:59 PM Found	Q
Arsenic	189.042	5	1.9	U	1.9	U	1.9	U	1.9	U	1.9	U
Barium	493.409	10	**0.3**	**B**	**0.4**	**B**	**0.4**	**B**	**0.3**	**B**	**0.4**	**B**
Calcium	317.933	1000	**7.3**	**B**	**9.9**	**B**	**5.3**	**B**	3.4	U	**5.5**	**B**
Chromium	267.716	5	0.6	U	0.6	U	0.6	U	0.6	U	0.6	U
Cobalt	228.616	5	0.6	U	0.6	U	0.6	U	0.6	U	0.6	U
Copper	324.753	5	1.1	U	1.1	U	1.1	U	1.1	U	1.1	U
Lead	220.353	3	1.1	U	1.1	U	1.1	U	**1.3**	**B**	1.1	U
Magnesium	279.078	1000	**10.4**	**B**	**8.1**	**B**	**8.1**	**B**	**7.6**	**B**	**7.2**	**B**
Manganese	257.61	10	**0.3**	**B**	**0.3**	**B**	**0.3**	**B**	**0.2**	**B**	**0.2**	**B**
Nickel	231.604	10	1.7	U	1.7	U	1.7	U	1.7	U	1.7	U
Potassium	766.491	1000	**148.0**	**B**	**151.0**	**B**	**157.0**	**B**	**150.0**	**B**	**147.0**	**B**
Selenium	196.026	5	**-3.0**	**B**	2.5	U	2.5	U	2.5	U	2.5	U
Silver	328.068	5	1.2	U	1.2	U	1.2	U	1.2	U	1.2	U
Sodium	330.232	1000	**-660.0**	**B**	**-390.0**	**B**	**-490.0**	**B**	**-400.0**	**B**	**-640.0**	**B**
Vanadium	292.402	10	**0.5**	**B**	**0.6**	**B**	**0.9**	**B**	**0.7**	**B**	**0.5**	**B**

U Result is less than the IDL

B Result is between IDL and RL

Form 3 Equivalent

STL North Canton

Metals Data Reporting Form

Continuing Calibration Blank Results

Instrument: ICPST **Units:** ug/L

Chart Number: I50712A.arc

Standard Source: _____ **Standard ID:** _____

Element	WL/ Mass	Report Limit	CCB 07/13/07 8:07 PM (6) Found	Q	CCB 07/13/07 9:16 PM (7) Found	Q	CCB 07/13/07 10:23 PM (8) Found	Q	CCB 07/13/07 11:01 PM (9) Found	Q	Found	Q
Arsenic	189.042	5	1.9	U	1.9	U	1.9	U	1.9	U		
Barium	493.409	10	**0.4**	**B**	**0.4**	**B**	**0.4**	**B**	**0.4**	**B**		
Calcium	317.933	1000	**5.3**	**B**	**6.7**	**B**	**7.0**	**B**	**3.5**	**B**		
Chromium	267.716	5	0.6	U	**0.9**	**B**	**0.9**	**B**	0.6	U		
Cobalt	228.616	5	0.6	U	0.6	U	0.6	U	0.6	U		
Copper	324.753	5	1.1	U	**1.2**	**B**	1.1	U	1.1	U		
Lead	220.353	3	1.1	U	**1.1**	**B**	1.1	U	**1.6**	**B**		
Magnesium	279.078	1000	**4.4**	**B**	**9.6**	**B**	**12.4**	**B**	**3.7**	**B**		
Manganese	257.61	10	**0.2**	**B**	**0.5**	**B**	**0.4**	**B**	**0.3**	**B**		
Nickel	231.604	10	1.7	U	1.7	U	1.7	U	1.7	U		
Potassium	766.491	1000	**152.0**	**B**	**159.0**	**B**	**157.0**	**B**	**157.0**	**B**		
Selenium	196.026	5	2.5	U	2.5	U	2.5	U	2.5	U		
Silver	328.068	5	1.2	U	1.2	U	1.2	U	1.2	U		
Sodium	330.232	1000	**-420.0**	**B**	**-330.0**	**B**	320.0	U	320.0	U		
Vanadium	292.402	10	0.4	U	**0.5**	**B**	**0.8**	**B**	**0.6**	**B**		

U Result is less than the IDL

B Result is between IDL and RL

Form 3 Equivalent

STL North Canton

Metals Data Reporting Form

Serial Dilution RPD Report

Serial Dilution Sample ID: J2Q9KL

Original Sample ID: J2Q9K **Client ID:** FWGBKGmw-017C-0469-GF

Matrix: Water **Units:** ug/L **Prep Date:** 07/13/07 **Prep Batch:** 7194016

Weight: NA **Volume:** NA **Percent Moisture:** NA

Element	WL/ Mass	OS Conc	Q	Serial Dilution Conc	Q	Percent Diff	OS DF	Ser Dil DF	Instr	OS Anal Date	OS Anal Time	Ser Dil Anal Date	Ser Dil Anal Time
Aluminum	27	2.6	U	13.0	U		1	5	ICPMS	07/17/07	11:01	07/17/07	11:04
Antimony	121	0.18	B	0.55	U		1	5	ICPMS	07/17/07	11:01	07/17/07	11:04
Arsenic	189.042	17.1		20.9	B		1	5	ICPST	07/13/07	15:52	07/13/07	15:57
Barium	493.409	38.8		39.4	B	1.5	1	5	ICPST	07/13/07	15:52	07/13/07	15:57
Beryllium	9	0.013	U	0.065	U		1	5	ICPMS	07/17/07	11:01	07/17/07	11:04
Cadmium	111	0.015	U	0.075	U		1	5	ICPMS	07/17/07	11:01	07/17/07	11:04
Calcium	317.933	98300		99900		1.6	1	5	ICPST	07/13/07	15:52	07/13/07	15:57
Chromium	267.716	0.60	U	3.0	U		1	5	ICPST	07/13/07	15:52	07/13/07	15:57
Cobalt	228.616	0.63	U	3.2	U		1	5	ICPST	07/13/07	15:52	07/13/07	15:57
Copper	324.753	1.1	U	5.5	U		1	5	ICPST	07/13/07	15:52	07/13/07	15:57
Iron	57	1420		1420			1	5	ICPMS	07/17/07	11:01	07/17/07	11:04
Lead	220.353	1.1	U	5.5	U		1	5	ICPST	07/13/07	15:52	07/13/07	15:57
Magnesium	279.078	41800		41700		0.3	1	5	ICPST	07/13/07	15:52	07/13/07	15:57
Manganese	257.61	190		193		1.5	1	5	ICPST	07/13/07	15:52	07/13/07	15:57
Nickel	231.604	1.7	U	8.5	U		1	5	ICPST	07/13/07	15:52	07/13/07	15:57
Potassium	766.491	2560		2900	B E	13.2	1	5	ICPST	07/13/07	15:52	07/13/07	15:57
Selenium	196.026	2.5	U	12.5	U		1	5	ICPST	07/13/07	15:52	07/13/07	15:57
Silver	328.068	1.2	U	6.0	U		1	5	ICPST	07/13/07	15:52	07/13/07	15:57
Sodium	330.232	20800		21800		4.8	1	5	ICPST	07/13/07	15:52	07/13/07	15:57
Thallium	205	0.022	U	0.11	U		1	5	ICPMS	07/17/07	11:01	07/17/07	11:04
Vanadium	292.402	0.43	U	2.2	U		1	5	ICPST	07/13/07	15:52	07/13/07	15:57
Zinc	68	1.9	B	3.2	U		1	5	ICPMS	07/17/07	11:01	07/17/07	11:04

Comments:

5.21.0

E Serial dilution percent difference not within limits
U Result is less than the IDL
B Result is between IDL and RL

Form 9 Equivalent

: Instrument Upload Run Log - Page 1 :
: Started Wed Jul 18 04:45:09 2007 by COUNTSK :
: Data File: UPL$CAN_DATA_ROOT:<REP>071707A.REP;1 :

#	WorkOrder	Dilution	Date	Time	Batch	Lot	Instrument
1	BLANK		17-JUL-2007	07:39:59			I7
2	BLANK		17-JUL-2007	07:42:51			I7
3	BLANK		17-JUL-2007	07:45:42			I7
4	STANDARD 1		17-JUL-2007	07:48:32			I7
5	STANDARD 2		17-JUL-2007	07:51:24			I7
6	STANDARD 3		17-JUL-2007	07:54:16			I7
7	QC STD 1		17-JUL-2007	07:59:24			I7
8	QC STD 2		17-JUL-2007	08:04:31			I7
9	QC STD 3		17-JUL-2007	08:06:47			I7
10	QC STD 4		17-JUL-2007	08:09:50			I7
11	QC STD 5	Rerun	17-JUL-2007	08:12:54			I7
12	ZZZZZ		17-JUL-2007	08:18:53			I7
13	QC STD 5		17-JUL-2007	08:23:53			I7
14	QC STD 6		17-JUL-2007	08:29:52			I7
15	QC STD 7		17-JUL-2007	08:34:59			I7
16	J2LH2B		17-JUL-2007	08:37:38	7192018	A7G110000	I7
17	J2LH2C		17-JUL-2007	08:40:24	7192018	A7G110000	I7
18	J2JL2		17-JUL-2007	08:44:40	7192018	A7G100102	I7
19	J2JL4		17-JUL-2007	08:47:26	7192018	A7G100102	I7
20	J2JL6		17-JUL-2007	08:50:13	7192018	A7G100102	I7
21	J2JL7		17-JUL-2007	08:53:00	7192018	A7G100102	I7
22	J2JMC		17-JUL-2007	08:55:47	7192018	A7G100102	I7
23	J2JMCL		17-JUL-2007	08:58:35			I7
24	J2JMCX		17-JUL-2007	09:01:23	7192018	A7G100102	I7
25	J2JMCS		17-JUL-2007	09:04:12	7192018	A7G100102	I7
26	QC STD 6		17-JUL-2007	09:09:19			I7
27	QC STD 7		17-JUL-2007	09:14:26			I7
28	J2JMF		17-JUL-2007	09:16:43	7192018	A7G100102	I7
29	J2JMH		17-JUL-2007	09:19:32	7192018	A7G100102	I7
30	J2JML		17-JUL-2007	09:22:20	7192018	A7G100102	I7
31	J2JMN		17-JUL-2007	09:25:06	7192018	A7G100102	I7
32	J2JMR		17-JUL-2007	09:27:52	7192018	A7G100102	I7
33	J2N7MB		17-JUL-2007	09:32:59	7193020	A7G120000	I7
34	J2N7MC		17-JUL-2007	09:35:47	7193020	A7G120000	I7
35	J2LKP		17-JUL-2007	09:40:04	7193020	A7G110101	I7
36	J2LKR		17-JUL-2007	09:42:52	7193020	A7G110101	I7
37	J2LKT		17-JUL-2007	09:45:40	7193020	A7G110101	I7
38	QC STD 6		17-JUL-2007	09:50:48			I7
39	QC STD 7		17-JUL-2007	09:55:54			I7
40	J2LKW		17-JUL-2007	09:58:12	7193020	A7G110101	I7
41	J2LK1		17-JUL-2007	10:01:00	7193020	A7G110101	I7
42	J2LK7		17-JUL-2007	10:03:50	7193020	A7G110101	I7
43	J2LK7L		17-JUL-2007	10:06:39			I7
44	J2LK7X		17-JUL-2007	10:09:27	7193020	A7G110101	I7

(continued)

#	WorkOrder	Dilution	Date	Time	Batch	Lot	Instrument
45	J2LK7S		17-JUL-2007	10:12:14	7193020	A7G110101	I7
46	J2LK9		17-JUL-2007	10:16:31	7193020	A7G110101	I7
47	J2LLD		17-JUL-2007	10:19:18	7193020	A7G110101	I7
48	J2LLF		17-JUL-2007	10:22:06	7193020	A7G110101	I7
49	J2LLM		17-JUL-2007	10:24:53	7193020	A7G110101	I7
50	QC STD 6		17-JUL-2007	10:30:51			I7
51	QC STD 7		17-JUL-2007	10:35:58			I7
52	J2LH2C		17-JUL-2007	10:40:13	7192018	A7G110000	I7
53	J2LLQ		17-JUL-2007	10:44:31	7193020	A7G110101	I7
54	J2LLT		17-JUL-2007	10:47:19	7193020	A7G110101	I7
55	J2LLX		17-JUL-2007	10:50:08	7193020	A7G110101	I7
56	J2R71B		17-JUL-2007	10:54:27	7194016	A7G130000	I7
57	J2R71C		17-JUL-2007	10:57:17	7194016	A7G130000	I7
58	J2Q9K		17-JUL-2007	11:01:37	7194016	A7G120309	I7
59	J2Q9KL		17-JUL-2007	11:04:25			I7
60	J2Q9KX		17-JUL-2007	11:07:12	7194016	A7G120309	I7
61	J2Q9KS		17-JUL-2007	11:09:59	7194016	A7G120309	I7
62	QC STD 6		17-JUL-2007	11:15:06			I7
63	QC STD 7		17-JUL-2007	11:20:13			I7
64	J2Q9M		17-JUL-2007	11:22:29	7194016	A7G120309	I7
65	J2Q9R		17-JUL-2007	11:25:17	7194016	A7G120309	I7
66	J2Q9T		17-JUL-2007	11:28:06	7194016	A7G120309	I7
67	J2Q9W		17-JUL-2007	11:30:54	7194016	A7G120309	I7
68	J2Q91		17-JUL-2007	11:33:43	7194016	A7G120309	I7
69	J2Q98		17-JUL-2007	11:36:32	7194016	A7G120309	I7
70	J2RAD		17-JUL-2007	11:39:22	7194016	A7G120309	I7
71	J2R73B		17-JUL-2007	11:43:42	7194017	A7G130000	I7
72	J2R73C		17-JUL-2007	11:46:32	7194017	A7G130000	I7
73	J2N92		17-JUL-2007	11:50:51	7194017	A7G120101	I7
74	QC STD 6		17-JUL-2007	11:55:58			I7
75	QC STD 7		17-JUL-2007	12:01:04			I7
76	J2N94		17-JUL-2007	12:03:21	7194017	A7G120101	I7
77	J2N96		17-JUL-2007	12:06:08	7194017	A7G120101	I7
78	J2N98		17-JUL-2007	12:08:56	7194017	A7G120101	I7
79	J2PAA		17-JUL-2007	12:11:45	7194017	A7G120101	I7
80	J2PA0		17-JUL-2007	12:14:33	7194017	A7G120101	I7
81	J2PA6		17-JUL-2007	12:17:22	7194017	A7G120101	I7
82	J2PCP		17-JUL-2007	12:20:11	7194017	A7G120101	I7
83	J2PCW		17-JUL-2007	12:23:01	7194017	A7G120101	I7
84	J2PC7		17-JUL-2007	12:25:51	7194017	A7G120101	I7
85	J2PDA		17-JUL-2007	12:28:41	7194017	A7G120101	I7
86	QC STD 6		17-JUL-2007	12:33:50			I7
87	QC STD 7		17-JUL-2007	12:38:56			I7
88	J2PDAL		17-JUL-2007	12:42:16			I7

---------- (continued) ----------

```
--------------------------------------------------------------------------------
:       Instrument Upload                                    Run Log - Page  3 :
:       Started Wed Jul 18 04:45:09 2007 by COUNTSK                            :
:       Data File: UPL$CAN_DATA_ROOT:<REP>071707A.REP;1                        :
--------------------------------------------------------------------------------
```

#	WorkOrder	Dilution	Date	Time	Batch	Lot	Instrument
89	J2PDAX		17-JUL-2007	12:45:05	7194017	A7G120101	I7
90	J2PDAS		17-JUL-2007	12:47:53	7194017	A7G120101	I7
91	J2PDD		17-JUL-2007	12:52:11	7194017	A7G120101	I7
92	J2PDE		17-JUL-2007	12:55:00	7194017	A7G120101	I7
93	CRI		17-JUL-2007	12:57:49			I7
94	QC STD 6		17-JUL-2007	13:02:07			I7
95	QC STD 7		17-JUL-2007	13:07:13			I7

```
---------------------------------- End of Report ----------------------------------
```

SAMPLE DUPLICATE EVALUATION REPORT

Metals

Client Lot #...: A7G120309 **Work Order #...:** J2Q9K-SMP J2Q9K-DUP **Matrix.....:** WG

Date Sampled...: 07/12/07 09:15 **Date Received..:** 07/12/07

PARAM	RESULT	DUPLICATE RESULT	UNITS	RPD	RPD LIMIT	METHOD	PREPARATION-ANALYSIS DATE	PREP BATCH #
Silver						SD Lot-Sample #: A7G120309-002		
	ND	ND	ug/L	0	(0-20)	SW846 6010B	07/13/07	7194016
		Dilution Factor: 1				Analysis Time..: 15:52	Analyst ID.....: 001887	
		Instrument ID..: I5						
Aluminum						SD Lot-Sample #: A7G120309-002		
	ND	14.5 B	ug/L	200	(0-20)	SW846 6020	07/13-07/17/07	7194016
		Dilution Factor: 1				Analysis Time..: 11:01	Analyst ID.....: 002260	
		Instrument ID..: I7						
Arsenic						SD Lot-Sample #: A7G120309-002		
	17.1	18.4	ug/L	7.3	(0-20)	SW846 6010B	07/13/07	7194016
		Dilution Factor: 1				Analysis Time..: 15:52	Analyst ID.....: 001887	
		Instrument ID..: I5						
Barium						SD Lot-Sample #: A7G120309-002		
	38.8	37.3	ug/L	3.9	(0-20)	SW846 6010B	07/13/07	7194016
		Dilution Factor: 1				Analysis Time..: 15:52	Analyst ID.....: 001887	
		Instrument ID..: I5						
Beryllium						SD Lot-Sample #: A7G120309-002		
	ND	ND	ug/L	0	(0-20)	SW846 6020	07/13-07/17/07	7194016
		Dilution Factor: 1				Analysis Time..: 11:01	Analyst ID.....: 002260	
		Instrument ID..: I7						
Calcium						SD Lot-Sample #: A7G120309-002		
	98300	97200	ug/L	1.1	(0-20)	SW846 6010B	07/13/07	7194016
		Dilution Factor: 1				Analysis Time..: 15:52	Analyst ID.....: 001887	
		Instrument ID..: I5						
Cadmium						SD Lot-Sample #: A7G120309-002		
	ND	ND	ug/L	0	(0-20)	SW846 6020	07/13-07/17/07	7194016
		Dilution Factor: 1				Analysis Time..: 11:01	Analyst ID.....: 002260	
		Instrument ID..: I7						
Cobalt						SD Lot-Sample #: A7G120309-002		
	ND	ND	ug/L	0	(0-20)	SW846 6010B	07/13/07	7194016
		Dilution Factor: 1				Analysis Time..: 15:52	Analyst ID.....: 001887	
		Instrument ID..: I5						
Chromium						SD Lot-Sample #: A7G120309-002		
	ND	ND	ug/L	0	(0-20)	SW846 6010B	07/13/07	7194016
		Dilution Factor: 1				Analysis Time..: 15:52	Analyst ID.....: 001887	
		Instrument ID..: I5						

(Continued on next page)

SAMPLE DUPLICATE EVALUATION REPORT

Metals

Lot-Sample #...: A7G120309-000 **Work Order #...:** J2Q9K-SMP J2Q9K-DUP **Matrix.....:** WG

PARAM	RESULT	DUPLICATE RESULT	UNITS	RPD	RPD LIMIT	METHOD	PREPARATION-ANALYSIS DATE	PREP BATCH #
Copper						SD Lot-Sample #: A7G120309-002		
	ND	ND	ug/L	0	(0-20)	SW846 6010B	07/13/07	7194016
		Dilution Factor: 1				Analysis Time..: 15:52	Analyst ID.....: 001887	
		Instrument ID..: I5						
Iron						SD Lot-Sample #: A7G120309-002		
	1420	1400	ug/L	1.0	(0-20)	SW846 6020	07/13-07/17/07	7194016
		Dilution Factor: 1				Analysis Time..: 11:01	Analyst ID.....: 002260	
		Instrument ID..: I7						
Mercury						SD Lot-Sample #: A7G120309-002		
	ND	ND	ug/L	0	(0-20)	SW846 7470A	07/13-07/17/07	7194016
		Dilution Factor: 1				Analysis Time..: 10:53	Analyst ID.....: 001086	
		Instrument ID..: H1						
Potassium						SD Lot-Sample #: A7G120309-002		
	2560 J,E	2560	ug/L	0.11	(0-20)	SW846 6010B	07/13/07	7194016
		Dilution Factor: 1				Analysis Time..: 15:52	Analyst ID.....: 001887	
		Instrument ID..: I5						
Magnesium						SD Lot-Sample #: A7G120309-002		
	41800	41300	ug/L	1.2	(0-20)	SW846 6010B	07/13/07	7194016
		Dilution Factor: 1				Analysis Time..: 15:52	Analyst ID.....: 001887	
		Instrument ID..: I5						
Manganese						SD Lot-Sample #: A7G120309-002		
	190	188	ug/L	1.4	(0-20)	SW846 6010B	07/13/07	7194016
		Dilution Factor: 1				Analysis Time..: 15:52	Analyst ID.....: 001887	
		Instrument ID..: I5						
Sodium						SD Lot-Sample #: A7G120309-002		
	20800	21300	ug/L	2.3	(0-20)	SW846 6010B	07/13/07	7194016
		Dilution Factor: 1				Analysis Time..: 15:52	Analyst ID.....: 001887	
		Instrument ID..: I5						
Nickel						SD Lot-Sample #: A7G120309-002		
	ND	1.8 B	ug/L	200	(0-20)	SW846 6010B	07/13/07	7194016
		Dilution Factor: 1				Analysis Time..: 15:52	Analyst ID.....: 001887	
		Instrument ID..: I5						
Lead						SD Lot-Sample #: A7G120309-002		
	ND	ND	ug/L	0	(0-20)	SW846 6010B	07/13/07	7194016
		Dilution Factor: 1				Analysis Time..: 15:52	Analyst ID.....: 001887	
		Instrument ID..: I5						

(Continued on next page)

SAMPLE DUPLICATE EVALUATION REPORT

Metals

Lot-Sample #...: A7G120309-000 **Work Order #...:** J2Q9K-SMP J2Q9K-DUP **Matrix.....:** WG

PARAM	RESULT	DUPLICATE RESULT	UNITS	RPD	RPD LIMIT	METHOD	PREPARATION-ANALYSIS DATE	PREP BATCH #
Antimony						SD Lot-Sample #: A7G120309-002		
	0.38 B	ND	ug/L	200	(0-20)	SW846 6020	07/13-07/17/07	7194016
		Dilution Factor: 1				Analysis Time..: 11:01	Analyst ID.....: 002260	
		Instrument ID..: I7						
Selenium						SD Lot-Sample #: A7G120309-002		
	ND	ND	ug/L	0	(0-20)	SW846 6010B	07/13/07	7194016
		Dilution Factor: 1				Analysis Time..: 15:52	Analyst ID.....: 001887	
		Instrument ID..: I5						
Thallium						SD Lot-Sample #: A7G120309-002		
	ND	ND	ug/L	0	(0-20)	SW846 6020	07/13-07/17/07	7194016
		Dilution Factor: 1				Analysis Time..: 11:01	Analyst ID.....: 002260	
		Instrument ID..: I7						
Vanadium						SD Lot-Sample #: A7G120309-002		
	ND	ND	ug/L	0	(0-20)	SW846 6010B	07/13/07	7194016
		Dilution Factor: 1				Analysis Time..: 15:52	Analyst ID.....: 001887	
		Instrument ID..: I5						
Zinc						SD Lot-Sample #: A7G120309-002		
	ND	3.2 B	ug/L	200	(0-20)	SW846 6020	07/13-07/17/07	7194016
		Dilution Factor: 1				Analysis Time..: 11:01	Analyst ID.....: 002260	
		Instrument ID..: I7						

NOTE(S):

Calculations are performed before rounding to avoid round-off errors in calculated results.

B Estimated result. Result is less than RL.

J Method blank contamination. The associated method blank contains the target analyte at a reportable level.

E Matrix interference.

: Instrument Upload Run Log - Page 1 :
: Started Wed Jul 18 05:37:58 2007 by LISTM :
: Data File: UPL$CAN_DATA_ROOT:<LHG>HG10717A.PRN;1 :

#	WorkOrder	Dilution	Date	Time	Batch	Lot	Instrument
1	STD1REP1	1	17-JUL-2007	09:37:56			H1
2	STD2REP1	1	17-JUL-2007	09:39:33			H1
3	STD3REP1	1	17-JUL-2007	09:41:02			H1
4	STD4REP1	1	17-JUL-2007	09:42:10			H1
5	STD5REP1	1	17-JUL-2007	09:44:01			H1
6	STD6REP1	1	17-JUL-2007	09:45:32			H1
7	CK5ICV	1	17-JUL-2007	09:46:42			H1
8	CK4ICB	1	17-JUL-2007	09:47:58			H1
9	CK3CRA\MRL	1	17-JUL-2007	09:49:08			H1
10	CK2CCV	1	17-JUL-2007	09:50:17			H1
11	CK1CCB	1	17-JUL-2007	09:51:33			H1
12	J2N7KC	1	17-JUL-2007	09:52:50			H1
13	J2P6HBT	1	17-JUL-2007	09:54:24			H1
14	J2R77BT	1	17-JUL-2007	09:55:39			H1
15	J2R77CT	1	17-JUL-2007	09:57:36			H1
16	J2J1CT	1	17-JUL-2007	09:58:45			H1
17	J2J1CTS	1	17-JUL-2007	10:01:12			H1
18	J2J1CTD	1	17-JUL-2007	10:02:17			H1
19	J2R7XB	1	17-JUL-2007	10:03:26			H1
20	J2R7XC	1	17-JUL-2007	10:04:32			H1
21	J2QE9	1	17-JUL-2007	10:06:20			H1
22	CK2CCV	1	17-JUL-2007	10:07:46			H1
23	CK1CCB	1	17-JUL-2007	10:08:53			H1
24	J2QFG	1	17-JUL-2007	10:10:00			H1
25	J2PW1	1	17-JUL-2007	10:11:15			H1
26	J2PW1S	1	17-JUL-2007	10:12:30			H1
27	J2PW1D	1	17-JUL-2007	10:13:38			H1
28	J2QG7	1	17-JUL-2007	10:15:14			H1
29	J2QGK	1	17-JUL-2007	10:16:20			H1
30	J2Q30	1	17-JUL-2007	10:17:26			H1
31	J2R73B	1	17-JUL-2007	10:19:07	7194017	A7G130000	H1
32	J2R73C	1	17-JUL-2007	10:20:24	7194017	A7G130000	H1
33	J2N92	1	17-JUL-2007	10:21:32	7194017	A7G120101	H1
34	CK2CCV	1	17-JUL-2007	10:23:30			H1
35	CK1CCB	1	17-JUL-2007	10:25:56			H1
36	J2N94	1	17-JUL-2007	10:27:23	7194017	A7G120101	H1
37	J2N96	1	17-JUL-2007	10:29:08	7194017	A7G120101	H1
38	J2N98	1	17-JUL-2007	10:30:14	7194017	A7G120101	H1
39	J2PA0	1	17-JUL-2007	10:31:18	7194017	A7G120101	H1
40	J2PA6	1	17-JUL-2007	10:32:25	7194017	A7G120101	H1
41	J2PAA	1	17-JUL-2007	10:33:36	7194017	A7G120101	H1
42	J2PC7	1	17-JUL-2007	10:34:43	7194017	A7G120101	H1
43	J2PCP	1	17-JUL-2007	10:36:01	7194017	A7G120101	H1
44	J2PCW	1	17-JUL-2007	10:38:00	7194017	A7G120101	H1

(continued)

#	WorkOrder	Dilution	Date	Time	Batch	Lot	Instrument
45	J2PDA	1	17-JUL-2007	10:39:11	7194017	A7G120101	H1
46	CK2CCV	1	17-JUL-2007	10:40:38			H1
47	CK1CCB	1	17-JUL-2007	10:41:57			H1
48	J2PDAX	1	17-JUL-2007	10:43:02	7194017	A7G120101	H1
49	J2PDAS	1	17-JUL-2007	10:44:54	7194017	A7G120101	H1
50	J2PDD	1	17-JUL-2007	10:46:00	7194017	A7G120101	H1
51	J2PDE	1	17-JUL-2007	10:47:11	7194017	A7G120101	H1
52	J2R71B	1	17-JUL-2007	10:48:26	7194016	A7G130000	H1
53	J2R71C	1	17-JUL-2007	10:49:52	7194016	A7G130000	H1
54	J2Q91	1	17-JUL-2007	10:50:57	7194016	A7G120309	H1
55	J2Q98	1	17-JUL-2007	10:52:02	7194016	A7G120309	H1
56	J2Q9K	1	17-JUL-2007	10:53:08	7194016	A7G120309	H1
57	J2Q9KX	1	17-JUL-2007	10:54:24	7194016	A7G120309	H1
58	CK2CCV	1	17-JUL-2007	10:56:13			H1
59	CK1CCB	1	17-JUL-2007	10:57:20			H1
60	J2Q9KS	1	17-JUL-2007	10:58:29	7194016	A7G120309	H1
61	J2Q9M	1	17-JUL-2007	11:00:08	7194016	A7G120309	H1
62	J2Q9R	1	17-JUL-2007	11:02:54	7194016	A7G120309	H1
63	J2Q9T	1	17-JUL-2007	11:04:23	7194016	A7G120309	H1
64	J2Q9W	1	17-JUL-2007	11:05:59	7194016	A7G120309	H1
65	J2RAD	1	17-JUL-2007	11:07:17	7194016	A7G120309	H1
66	CK2CCV	1	17-JUL-2007	11:08:24			H1
67	CK1CCB	1	17-JUL-2007	11:09:59			H1
68	CK2CCV	1	17-JUL-2007	13:39:48			H1
69	CK1CCB	1	17-JUL-2007	13:41:05			H1
70	J21KDB	1	17-JUL-2007	13:42:20	7198202	A7G170000	H1
71	J21KDC	1	17-JUL-2007	13:43:28	7198202	A7G170000	H1
72	J21KDL	1	17-JUL-2007	13:44:33	7198202	A7G170000	H1
73	J21JF	1	17-JUL-2007	13:46:01	7198202	A7G170119	H1
74	J2X72BT	1	17-JUL-2007	13:47:26	7198033	A7G160000	H1
75	J208VBT	1	17-JUL-2007	13:49:11	7198033	A7G170000	H1
76	J208VCT	1	17-JUL-2007	13:50:59	7198033	A7G170000	H1
77	J2MJNT	1	17-JUL-2007	13:52:19	7198033	A7G110189	H1
78	J2MJNTS	1	17-JUL-2007	13:53:25	7198033	A7G110189	H1
79	J2MJNTD	1	17-JUL-2007	13:54:51	7198033	A7G110189	H1
80	CK2CCV	1	17-JUL-2007	13:56:47			H1
81	CK1CCB	1	17-JUL-2007	13:57:51			H1
82	J2X8VBT	1	17-JUL-2007	13:58:59	7198053	A7G160000	H1
83	J209KBT	1	17-JUL-2007	14:00:27	7198053	A7G170000	H1
84	J209KCT	1	17-JUL-2007	14:01:36	7198053	A7G170000	H1
85	J2W8ET	1	17-JUL-2007	14:02:52	7198053	A7G140111	H1
86	J2W8ETS	1	17-JUL-2007	14:04:17	7198053	A7G140111	H1
87	J2W8ETD	1	17-JUL-2007	14:05:21	7198053	A7G140111	H1
88	J2W8GT	1	17-JUL-2007	14:06:29	7198053	A7G140111	H1

(continued)

#	WorkOrder	Dilution	Date	Time	Batch	Lot	Instrument
89	J2W8HT	1	17-JUL-2007	14:07:38	7198053	A7G140111	H1
90	J2W8JT	1	17-JUL-2007	14:08:55	7198053	A7G140111	H1
91	J2W8KT	1	17-JUL-2007	14:10:23	7198053	A7G140111	H1
92	CK2CCV	1	17-JUL-2007	14:11:32			H1
93	CK1CCB	1	17-JUL-2007	14:13:32			H1
94	J2W8LT	1	17-JUL-2007	14:14:42	7198053	A7G140111	H1
95	J2W8MT	1	17-JUL-2007	14:16:11	7198053	A7G140111	H1
96	J2W8PT	1	17-JUL-2007	14:17:22	7198053	A7G140111	H1
97	J2W8QT	1	17-JUL-2007	14:18:27	7198053	A7G140111	H1
98	J2X9DBT	1	17-JUL-2007	14:19:36	7198038	A7G160000	H1
99	J2085BT	1	17-JUL-2007	14:20:52	7198038	A7G170000	H1
100	J2085CT	1	17-JUL-2007	14:21:56	7198038	A7G170000	H1
101	J2QL6T	1	17-JUL-2007	14:23:36	7198038	A7G120224	H1
102	J2QMET	1	17-JUL-2007	14:24:44	7198038	A7G120224	H1
103	J2QMJT	1	17-JUL-2007	14:26:04	7198038	A7G120224	H1
104	CK2CCV	1	17-JUL-2007	14:27:12			H1
105	CK1CCB	1	17-JUL-2007	14:28:18			H1
106	J2FJ5T	1	17-JUL-2007	14:29:26	7198038	A7G060234	H1
107	J2FKFT	1	17-JUL-2007	14:30:38	7198038	A7G060234	H1
108	J2FKGT	1	17-JUL-2007	14:31:44	7198038	A7G060234	H1
109	J2FKHT	1	17-JUL-2007	14:32:51	7198038	A7G060234	H1
110	J2XFDT	1	17-JUL-2007	14:33:59	7198038	A7G140133	H1
111	J2XFKT	1	17-JUL-2007	14:35:04	7198038	A7G140133	H1
112	J2XFMT	1	17-JUL-2007	14:36:15	7198038	A7G140133	H1
113	J2XFQT	1	17-JUL-2007	14:37:20	7198038	A7G140133	H1
114	J2J1AT	1	17-JUL-2007	14:38:26	7198038	A7G100143	H1
115	J2LQ1T	1	17-JUL-2007	14:39:33	7198038	A7G110112	H1
116	CK2CCV	1	17-JUL-2007	14:40:41			H1
117	CK1CCB	1	17-JUL-2007	14:41:48			H1
118	J2LQVT	1	17-JUL-2007	14:43:28	7198038	A7G110112	H1
119	J2LQVTS	1	17-JUL-2007	14:44:37	7198038	A7G110112	H1
120	J2LQVTD	1	17-JUL-2007	14:46:26	7198038	A7G110112	H1
121	J2X78B	1	17-JUL-2007	14:47:45	7197168	A7G160000	H1
122	J2X78C	1	17-JUL-2007	14:48:51	7197168	A7G160000	H1
123	J2T88	1	17-JUL-2007	14:49:59	7197168	A7G130191	H1
124	J2T9K	1	17-JUL-2007	14:51:19	7197168	A7G130191	H1
125	J2T9N	1	17-JUL-2007	14:52:26	7197168	A7G130191	H1
126	J2T9T	1	17-JUL-2007	14:53:33	7197168	A7G130191	H1
127	J2TP6	1	17-JUL-2007	14:54:42	7197168	A7G130138	H1
128	CK2CCV	1	17-JUL-2007	14:55:50			H1
129	CK1CCB	1	17-JUL-2007	14:56:57			H1
130	J2T37	1	17-JUL-2007	14:58:04	7197168	A7G130181	H1
131	J2TJL	1	17-JUL-2007	14:59:11	7197168	A7G130119	H1
132	J2TME	1	17-JUL-2007	15:00:22	7197168	A7G130119	H1

---------- (continued) ----------

```
:       Instrument Upload                                    Run Log - Page  4 :
:       Started Wed Jul 18 05:37:59 2007 by LISTM                              :
:       Data File: UPL$CAN_DATA_ROOT:<LHG>HG10717A.PRN;1                       :
```

#	WorkOrder	Dilution	Date	Time	Batch	Lot	Instrument
133	J2TMES	1	17-JUL-2007	15:01:41	7197168	A7G130119	H1
134	J2TMED	1	17-JUL-2007	15:02:53	7197168	A7G130119	H1
135	J2TMT	1	17-JUL-2007	15:04:00	7197168	A7G130119	H1
136	J2TMW	1	17-JUL-2007	15:05:05	7197168	A7G130119	H1
137	J2TMX	1	17-JUL-2007	15:06:24	7197168	A7G130119	H1
138	J2VFA	1	17-JUL-2007	15:07:50	7197168	7G12170	H1
139	J2VFT	1	17-JUL-2007	15:08:57	7197168	7G12170	H1
140	CK2CCV	1	17-JUL-2007	15:10:06			H1
141	CK1CCB	1	17-JUL-2007	15:11:13			H1
142	MDL	1	17-JUL-2007	15:12:18			H1
143	MDL	1	17-JUL-2007	15:13:56			H1
144	MDL	1	17-JUL-2007	15:15:07			H1
145	MDL	1	17-JUL-2007	15:16:58			H1
146	MDL	1	17-JUL-2007	15:18:36			H1
147	MDL	1	17-JUL-2007	15:20:06			H1
148	MDL	1	17-JUL-2007	15:21:16			H1
149	MDL	1	17-JUL-2007	15:22:54			H1
150	CRA	1	17-JUL-2007	15:24:13			H1
151	CK2CCV	1	17-JUL-2007	15:25:34			H1
152	CK1CCB	1	17-JUL-2007	15:26:38			H1

End of Report

Method Blank Outlier Report

Lab Reporting Batch : A7G120309
Lab ID: STLCAN
Analysis Method : 6010B
Analysis Date : 07/13/2007
Preparation Type : 3005A
Preparation Date : 07/13/2007
Method Blank Lab Sample ID : A7G130000016B
Preparation Batch : 7194016

Potassium	Result	Reporting Limit	Units	Lab Qual	Comments
Method Blank Result:	144	1000	ug/L	B	

Contamination less than 1/2 MRL; acceptable per CGG; No qual

Potassium was qualified due to method blank contamination in the following associated samples:

Client Sample ID	Lab Sample ID	Dilution	Result	Lab Qual	Result Units
FWGBKGmw-016C-0468-GF	A7G120309004	1	603	B J	ug/L
FWGEQUIPRinse4-0504-GW	A7G120309010	1	146	B J	ug/L

Zinc	Result	Reporting Limit	Units	Lab Qual	Comments
Method Blank Result:	2.4	10.0	ug/L	B	

Contamination less than 1/2 MRL; acceptable per CGG; No qual

Zinc was qualified due to method blank contamination in the following associated samples:

Client Sample ID	Lab Sample ID	Dilution	Result	Lab Qual	Result Units
FWGBKGmw-015C-0467-GF	A7G120309018	1	8.9	B J	ug/L
FWGBKGmw-016C-0468-GF	A7G120309004	1	3.6	B J	ug/L
FWGBKGmw-018C-0470-GF	A7G120309008	1	2.4	B J	ug/L
FWGEQUIPRinse4-0504-GW	A7G120309010	1	2.7	B J	ug/L

METHOD BLANK REPORT

TOTAL Metals

Client Lot #...: A7G120309 **Matrix.....:** WATER

PARAMETER	RESULT	REPORTING LIMIT	UNITS	METHOD	PREPARATION-ANALYSIS DATE	WORK ORDER #
MB Lot-Sample #: A7G130000-016 **Prep Batch #...:** 7194016						
Aluminum	ND	50.0	ug/L	SW846 6020	07/13-07/17/07	J2R711AA
		Dilution Factor: 1				
		Analysis Time..: 10:54		Analyst ID.....: 002260	Instrument ID..: I7	
Antimony	ND	2.0	ug/L	SW846 6020	07/13-07/17/07	J2R711AC
		Dilution Factor: 1				
		Analysis Time..: 10:54		Analyst ID.....: 002260	Instrument ID..: I7	
Arsenic	ND	5.0	ug/L	SW846 6010B	07/13/07	J2R711AJ
		Dilution Factor: 1				
		Analysis Time..: 15:41		Analyst ID.....: 001887	Instrument ID..: I5	
Barium	ND	10.0	ug/L	SW846 6010B	07/13/07	J2R711AN
		Dilution Factor: 1				
		Analysis Time..: 15:41		Analyst ID.....: 001887	Instrument ID..: I5	
Beryllium	ND	1.0	ug/L	SW846 6020	07/13-07/17/07	J2R711AD
		Dilution Factor: 1				
		Analysis Time..: 10:54		Analyst ID.....: 002260	Instrument ID..: I7	
Cadmium	ND	0.50	ug/L	SW846 6020	07/13-07/17/07	J2R711AE
		Dilution Factor: 1				
		Analysis Time..: 10:54		Analyst ID.....: 002260	Instrument ID..: I7	
Calcium	ND	1000	ug/L	SW846 6010B	07/13/07	J2R711AP
		Dilution Factor: 1				
		Analysis Time..: 15:41		Analyst ID.....: 001887	Instrument ID..: I5	
Chromium	ND	5.0	ug/L	SW846 6010B	07/13/07	J2R711A2
		Dilution Factor: 1				
		Analysis Time..: 15:41		Analyst ID.....: 001887	Instrument ID..: I5	
Cobalt	ND	5.0	ug/L	SW846 6010B	07/13/07	J2R711AQ
		Dilution Factor: 1				
		Analysis Time..: 15:41		Analyst ID.....: 001887	Instrument ID..: I5	
Copper	ND	5.0	ug/L	SW846 6010B	07/13/07	J2R711AR
		Dilution Factor: 1				
		Analysis Time..: 15:41		Analyst ID.....: 001887	Instrument ID..: I5	
Iron	ND	20.0	ug/L	SW846 6020	07/13-07/17/07	J2R711AF
		Dilution Factor: 1				
		Analysis Time..: 10:54		Analyst ID.....: 002260	Instrument ID..: I7	

(Continued on next page)

METHOD BLANK REPORT

TOTAL Metals

Client Lot #...: A7G120309 **Matrix.....:** WATER

PARAMETER	RESULT	REPORTING LIMIT	UNITS	METHOD	PREPARATION-ANALYSIS DATE	WORK ORDER #
Lead	ND	3.0	ug/L	SW846 6010B	07/13/07	J2R711AK
		Dilution Factor: 1				
		Analysis Time..: 15:41		Analyst ID.....: 001887	Instrument ID..: I5	
Magnesium	ND	1000	ug/L	SW846 6010B	07/13/07	J2R711AT
		Dilution Factor: 1				
		Analysis Time..: 15:41		Analyst ID.....: 001887	Instrument ID..: I5	
Manganese	ND	10.0	ug/L	SW846 6010B	07/13/07	J2R711AU
		Dilution Factor: 1				
		Analysis Time..: 15:41		Analyst ID.....: 001887	Instrument ID..: I5	
Mercury	ND	0.20	ug/L	SW846 7470A	07/13-07/17/07	J2R711AM
		Dilution Factor: 1				
		Analysis Time..: 10:48		Analyst ID.....: 001086	Instrument ID..: H1	
Nickel	ND	10.0	ug/L	SW846 6010B	07/13/07	J2R711AV
		Dilution Factor: 1				
		Analysis Time..: 15:41		Analyst ID.....: 001887	Instrument ID..: I5	
Potassium	**144 B**	**1000**	**ug/L**	**SW846 6010B**	**07/13/07**	**J2R711AW**
		Dilution Factor: 1				
		Analysis Time..: 15:41		Analyst ID.....: 001887	Instrument ID..: I5	
Selenium	ND	5.0	ug/L	SW846 6010B	07/13/07	J2R711AL
		Dilution Factor: 1				
		Analysis Time..: 15:41		Analyst ID.....: 001887	Instrument ID..: I5	
Silver	ND	5.0	ug/L	SW846 6010B	07/13/07	J2R711AX
		Dilution Factor: 1				
		Analysis Time..: 15:41		Analyst ID.....: 001887	Instrument ID..: I5	
Sodium	ND	1000	ug/L	SW846 6010B	07/13/07	J2R711A0
		Dilution Factor: 1				
		Analysis Time..: 15:41		Analyst ID.....: 001887	Instrument ID..: I5	
Thallium	ND	1.0	ug/L	SW846 6020	07/13-07/17/07	J2R711AG
		Dilution Factor: 1				
		Analysis Time..: 10:54		Analyst ID.....: 002260	Instrument ID..: I7	
Vanadium	ND	10.0	ug/L	SW846 6010B	07/13/07	J2R711A1
		Dilution Factor: 1				
		Analysis Time..: 15:41		Analyst ID.....: 001887	Instrument ID..: I5	
Zinc	**2.4 B**	**10.0**	**ug/L**	**SW846 6020**	**07/13-07/17/07**	**J2R711AH**
		Dilution Factor: 1				
		Analysis Time..: 10:54		Analyst ID.....: 002260	Instrument ID..: I7	

(Continued on next page)

METHOD BLANK REPORT

TOTAL Metals

Client Lot #...: A7G120309 Matrix.....: WATER

NOTE(S):

Calculations are performed before rounding to avoid round-off errors in calculated results.

B Estimated result. Result is less than RL.

Environmental Quality Mgt., Inc.

Client Sample ID: FWGEQUIPRinse3-0503-GW

TOTAL Metals

Lot-Sample #...: A7G120101-029 Matrix.....: WQ
Date Sampled...: 07/11/07 15:30 Date Received..: 07/12/07

PARAMETER	RESULT	REPORTING LIMIT	UNITS	METHOD	PREPARATION-ANALYSIS DATE	WORK ORDER #
Prep Batch #...: 7194017						
Silver	ND	5.0	ug/L	SW846 6010B	07/13/07	J2PDE1A7
		Dilution Factor: 1		Analysis Time..: 19:04	Analyst ID.....: 001887	
		Instrument ID..: I5		MDL.....: 2.1		
Aluminum	25.1 B	**50.0**	**ug/L**	**SW846 6020**	**07/13-07/17/07**	**J2PDE1AK**
		Dilution Factor: 1		Analysis Time..: 12:55	Analyst ID.....: 002260	
		Instrument ID..: I7		MDL.....: 2.6		
Arsenic	ND	5.0	ug/L	SW846 6010B	07/13/07	J2PDE1AT
		Dilution Factor: 1		Analysis Time..: 19:04	Analyst ID.....: 001887	
		Instrument ID..: I5		MDL.....: 4.3		
Barium	ND	10.0	ug/L	SW846 6010B	07/13/07	J2PDE1AX
		Dilution Factor: 1		Analysis Time..: 19:04	Analyst ID.....: 001887	
		Instrument ID..: I5		MDL.....: 3.2		
Beryllium	ND	1.0	ug/L	SW846 6020	07/13-07/17/07	J2PDE1AM
		Dilution Factor: 1		Analysis Time..: 12:55	Analyst ID.....: 002260	
		Instrument ID..: I7		MDL.....: 0.11		
Calcium	ND	1000	ug/L	SW846 6010B	07/13/07	J2PDE1A0
		Dilution Factor: 1		Analysis Time..: 19:04	Analyst ID.....: 001887	
		Instrument ID..: I5		MDL.....: 80.0		
Cadmium	ND	0.50	ug/L	SW846 6020	07/13-07/17/07	J2PDE1AN
		Dilution Factor: 1		Analysis Time..: 12:55	Analyst ID.....: 002260	
		Instrument ID..: I7		MDL.....: 0.086		
Cobalt	ND	5.0	ug/L	SW846 6010B	07/13/07	J2PDE1A1
		Dilution Factor: 1		Analysis Time..: 19:04	Analyst ID.....: 001887	
		Instrument ID..: I5		MDL.....: 1.2		
Chromium	ND	5.0	ug/L	SW846 6010B	07/13/07	J2PDE1CA
		Dilution Factor: 1		Analysis Time..: 19:04	Analyst ID.....: 001887	
		Instrument ID..: I5		MDL.....: 1.6		
Copper	ND	5.0	ug/L	SW846 6010B	07/13/07	J2PDE1A2
		Dilution Factor: 1		Analysis Time..: 19:04	Analyst ID.....: 001887	
		Instrument ID..: I5		MDL.....: 1.8		

(Continued on next page)

Environmental Quality Mgt., Inc.

Client Sample ID: FWGEQUIPRinse3-0503-GW

TOTAL Metals

Lot-Sample #...: A7G120101-029 Matrix.....: WQ

PARAMETER	RESULT	REPORTING LIMIT	UNITS	METHOD	PREPARATION-ANALYSIS DATE	WORK ORDER #
Iron	ND	20.0	ug/L	SW846 6020	07/13-07/17/07	J2PDE1AP
		Dilution Factor: 1		Analysis Time..: 12:55	Analyst ID.....: 002260	
		Instrument ID..: I7		MDL.....: 12.0		
Mercury	ND	0.20	ug/L	SW846 7470A	07/13-07/17/07	J2PDE1AW
		Dilution Factor: 1		Analysis Time..: 10:47	Analyst ID.....: 001086	
		Instrument ID..: H1		MDL.....: 0.090		
Potassium	**150 B,J**	**1000**	**ug/L**	**SW846 6010B**	**07/13/07**	**J2PDE1A6**
		Dilution Factor: 1		Analysis Time..: 19:04	Analyst ID.....: 001887	
		Instrument ID..: I5		MDL.....: 54.0		
Magnesium	ND	1000	ug/L	SW846 6010B	07/13/07	J2PDE1A3
		Dilution Factor: 1		Analysis Time..: 19:04	Analyst ID.....: 001887	
		Instrument ID..: I5		MDL.....: 86.0		
Manganese	**0.34 B**	**10.0**	**ug/L**	**SW846 6010B**	**07/13/07**	**J2PDE1A4**
		Dilution Factor: 1		Analysis Time..: 19:04	Analyst ID.....: 001887	
		Instrument ID..: I5		MDL.....: 0.23		
Sodium	ND	1000	ug/L	SW846 6010B	07/13/07	J2PDE1A8
		Dilution Factor: 1		Analysis Time..: 19:04	Analyst ID.....: 001887	
		Instrument ID..: I5		MDL.....: 410		
Nickel	ND	10.0	ug/L	SW846 6010B	07/13/07	J2PDE1A5
		Dilution Factor: 1		Analysis Time..: 19:04	Analyst ID.....: 001887	
		Instrument ID..: I5		MDL.....: 1.4		
Lead	ND	3.0	ug/L	SW846 6010B	07/13/07	J2PDE1AU
		Dilution Factor: 1		Analysis Time..: 19:04	Analyst ID.....: 001887	
		Instrument ID..: I5		MDL.....: 1.7		
Antimony	ND	2.0	ug/L	SW846 6020	07/13-07/17/07	J2PDE1AL
		Dilution Factor: 1		Analysis Time..: 12:55	Analyst ID.....: 002260	
		Instrument ID..: I7		MDL.....: 0.065		
Selenium	ND	5.0	ug/L	SW846 6010B	07/13/07	J2PDE1AV
		Dilution Factor: 1		Analysis Time..: 19:04	Analyst ID.....: 001887	
		Instrument ID..: I5		MDL.....: 2.4		

(Continued on next page)

Environmental Quality Mgt., Inc.

Client Sample ID: FWGEQUIPRinse3-0503-GW

TOTAL Metals

Lot-Sample #...: A7G120101-029 Matrix.....: WQ

PARAMETER	RESULT	REPORTING LIMIT	UNITS	METHOD	PREPARATION-ANALYSIS DATE	WORK ORDER #
Thallium	ND	1.0	ug/L	SW846 6020	07/13-07/17/07	J2PDE1AQ
		Dilution Factor: 1		Analysis Time..: 12:55	Analyst ID.....: 002260	
		Instrument ID..: I7		MDL.....: 0.022		
Vanadium	ND	10.0	ug/L	SW846 6010B	07/13/07	J2PDE1A9
		Dilution Factor: 1		Analysis Time..: 19:04	Analyst ID.....: 001887	
		Instrument ID..: I5		MDL.....: 1.9		
Zinc	ND	10.0	ug/L	SW846 6020	07/13-07/17/07	J2PDE1AR
		Dilution Factor: 1		Analysis Time..: 12:55	Analyst ID.....: 002260	
		Instrument ID..: I7		MDL.....: 2.3		

NOTE(S):

B Estimated result. Result is less than RL.

J Method blank contamination. The associated method blank contains the target analyte at a reportable level.

QC Outlier Report: Equipment Blank

Lab Reporting Batch : A7G120309
Lab ID: STLCAN
Method/Preparation Batch : 7194016 / 7194016
Analysis Date : 07/13/2007
Client Sample ID : FWGEQUIPRinse4-0504-GW
Preparation Date : 07/13/2007
Lab Sample ID : A7G120309010
Preparation Type : 3005A

Analysis Method : 6010B

Potassium	Result	Reporting Limit	Units	Lab Qual	Comments
Equipment Blank Result:	146	1000	ug/L	B J	

Contamination was less than 1/2 MRL; acceptable per LCG no qual

Potassium was qualified due to equipment blank contamination in the following associated samples:

Client Sample ID	Lab Sample ID	Dilution	Result	Lab Qual	Result Unit
FWGBKGmw-016C-0468-GF	A7G120309004	1	603	B J	ug/L

Aluminum	Result	Reporting Limit	Units	Lab Qual	Comments
Equipment Blank Result:	197	50.0	ug/L		

Aluminum was qualified due to equipment blank contamination in the following associated samples:

Client Sample ID	Lab Sample ID	Dilution	Result	Lab Qual	Result Unit
FWGBKGmw-016C-0468-GF	A7G120309004	1	14.8	B	ug/L

Iron	Result	Reporting Limit	Units	Lab Qual	Comments
Equipment Blank Result:	336	20.0	ug/L		

Iron was qualified due to equipment blank contamination in the following associated samples:

Client Sample ID	Lab Sample ID	Dilution	Result	Lab Qual	Result Unit
FWGBKGmw-005C-0461-GF	A7G120309016	1	339		ug/L
FWGBKGmw-006C-0462-GF	A7G120309007	1	1110		ug/L
FWGBKGmw-015C-0467-GF	A7G120309018	1	145		ug/L
FWGBKGmw-016C-0468-GF	A7G120309004	1	85.2		ug/L
FWGBKGmw-017C-0469-GF	A7G120309002	1	1420		ug/L
FWGBKGmw-018C-0470-GF	A7G120309008	1	248		ug/L

Zinc	Result	Reporting Limit	Units	Lab Qual	Comments
Equipment Blank Result:	2.7	10.0	ug/L	B J	

Contamination was less than 1/2 MRL; acceptable LCG No qual

Zinc was qualified due to equipment blank contamination in the following associated samples:

Client Sample ID	Lab Sample ID	Dilution	Result	Lab Qual	Result Unit
FWGBKGmw-015C-0467-GF	A7G120309018	1	8.9	B J	ug/L
FWGBKGmw-016C-0468-GF	A7G120309004	1	3.6	B J	ug/L
FWGBKGmw-018C-0470-GF	A7G120309008	1	2.4	B J	ug/L

LABORATORY CONTROL SAMPLE EVALUATION REPORT

TOTAL Metals

Client Lot #...: A7G120309 **Matrix.....:** WATER

PARAMETER	PERCENT RECOVERY	RECOVERY LIMITS	METHOD	PREPARATION-ANALYSIS DATE	WORK ORDER #
LCS Lot-Sample#: A7G130000-016 **Prep Batch #...:** 7194016					
Aluminum	102	(70 - 118)	SW846 6020	07/13-07/17/07	J2R711A3
		Dilution Factor: 1	Analysis Time..: 10:57	Analyst ID.....: 002260	
		Instrument ID..: I7			
Antimony	84	(62 - 110)	SW846 6020	07/13-07/17/07	J2R711A4
		Dilution Factor: 1	Analysis Time..: 10:57	Analyst ID.....: 002260	
		Instrument ID..: I7			
Beryllium	100	(86 - 113)	SW846 6020	07/13-07/17/07	J2R711A5
		Dilution Factor: 1	Analysis Time..: 10:57	Analyst ID.....: 002260	
		Instrument ID..: I7			
Cadmium	98	(82 - 116)	SW846 6020	07/13-07/17/07	J2R711A6
		Dilution Factor: 1	Analysis Time..: 10:57	Analyst ID.....: 002260	
		Instrument ID..: I7			
Iron	98	(72 - 115)	SW846 6020	07/13-07/17/07	J2R711A7
		Dilution Factor: 1	Analysis Time..: 10:57	Analyst ID.....: 002260	
		Instrument ID..: I7			
Thallium	93	(69 - 114)	SW846 6020	07/13-07/17/07	J2R711A8
		Dilution Factor: 1	Analysis Time..: 10:57	Analyst ID.....: 002260	
		Instrument ID..: I7			
Zinc	105	(90 - 127)	SW846 6020	07/13-07/17/07	J2R711A9
		Dilution Factor: 1	Analysis Time..: 10:57	Analyst ID.....: 002260	
		Instrument ID..: I7			
Arsenic	104	(80 - 120)	SW846 6010B	07/13/07	J2R711CA
		Dilution Factor: 1	Analysis Time..: 15:46	Analyst ID.....: 001887	
		Instrument ID..: I5			
Lead	100	(80 - 120)	SW846 6010B	07/13/07	J2R711CC
		Dilution Factor: 1	Analysis Time..: 15:46	Analyst ID.....: 001887	
		Instrument ID..: I5			
Selenium	102	(80 - 120)	SW846 6010B	07/13/07	J2R711CD
		Dilution Factor: 1	Analysis Time..: 15:46	Analyst ID.....: 001887	
		Instrument ID..: I5			

(Continued on next page)

LABORATORY CONTROL SAMPLE EVALUATION REPORT

TOTAL Metals

Client Lot #...: A7G120309 **Matrix.....:** WATER

PARAMETER	PERCENT RECOVERY	RECOVERY LIMITS	METHOD	PREPARATION-ANALYSIS DATE	WORK ORDER #
Mercury	104	(81 - 123)	SW846 7470A	07/13-07/17/07	J2R711CE
	Dilution Factor: 1	Analysis Time..: 10:49	Analyst ID.....: 001086		
	Instrument ID..: H1				
Barium	99	(80 - 120)	SW846 6010B	07/13/07	J2R711CF
	Dilution Factor: 1	Analysis Time..: 15:46	Analyst ID.....: 001887		
	Instrument ID..: I5				
Calcium	102	(80 - 120)	SW846 6010B	07/13/07	J2R711CG
	Dilution Factor: 1	Analysis Time..: 15:46	Analyst ID.....: 001887		
	Instrument ID..: I5				
Cobalt	101	(80 - 120)	SW846 6010B	07/13/07	J2R711CH
	Dilution Factor: 1	Analysis Time..: 15:46	Analyst ID.....: 001887		
	Instrument ID..: I5				
Copper	103	(80 - 120)	SW846 6010B	07/13/07	J2R711CJ
	Dilution Factor: 1	Analysis Time..: 15:46	Analyst ID.....: 001887		
	Instrument ID..: I5				
Magnesium	102	(80 - 120)	SW846 6010B	07/13/07	J2R711CK
	Dilution Factor: 1	Analysis Time..: 15:46	Analyst ID.....: 001887		
	Instrument ID..: I5				
Manganese	101	(80 - 120)	SW846 6010B	07/13/07	J2R711CL
	Dilution Factor: 1	Analysis Time..: 15:46	Analyst ID.....: 001887		
	Instrument ID..: I5				
Nickel	102	(80 - 120)	SW846 6010B	07/13/07	J2R711CM
	Dilution Factor: 1	Analysis Time..: 15:46	Analyst ID.....: 001887		
	Instrument ID..: I5				
Potassium	102	(80 - 120)	SW846 6010B	07/13/07	J2R711CN
	Dilution Factor: 1	Analysis Time..: 15:46	Analyst ID.....: 001887		
	Instrument ID..: I5				
Silver	114	(80 - 120)	SW846 6010B	07/13/07	J2R711CP
	Dilution Factor: 1	Analysis Time..: 15:46	Analyst ID.....: 001887		
	Instrument ID..: I5				
Sodium	102	(80 - 120)	SW846 6010B	07/13/07	J2R711CQ
	Dilution Factor: 1	Analysis Time..: 15:46	Analyst ID.....: 001887		
	Instrument ID..: I5				

(Continued on next page)

LABORATORY CONTROL SAMPLE EVALUATION REPORT

TOTAL Metals

Client Lot #...: A7G120309 **Matrix.....:** WATER

PARAMETER	PERCENT RECOVERY	RECOVERY LIMITS	METHOD	PREPARATION-ANALYSIS DATE	WORK ORDER #
Vanadium	98	(80 - 120)	SW846 6010B	07/13/07	J2R711CR
		Dilution Factor: 1	Analysis Time..: 15:46	Analyst ID.....: 001887	
		Instrument ID..: I5			
Chromium	101	(80 - 120)	SW846 6010B	07/13/07	J2R711CT
		Dilution Factor: 1	Analysis Time..: 15:46	Analyst ID.....: 001887	
		Instrument ID..: I5			

NOTE(S):

Calculations are performed before rounding to avoid round-off errors in calculated results.

MATRIX SPIKE SAMPLE EVALUATION REPORT

TOTAL Metals

Client Lot #...: A7G120309 **Matrix.....:** WG
Date Sampled...: 07/12/07 09:15 **Date Received..:** 07/12/07

PARAMETER	PERCENT RECOVERY	RECOVERY LIMITS	METHOD	PREPARATION-ANALYSIS DATE	WORK ORDER #
MS Lot-Sample #: A7G120309-002 **Prep Batch #...:** 7194016					
Aluminum	95	(70 - 130)	SW846 6020	07/13-07/17/07	J2Q9K1AC
		Dilution Factor: 1	Analysis Time..: 11:01	Instrument ID..: I7	
		Analyst ID.....: 002260			
Antimony	82	(70 - 130)	SW846 6020	07/13-07/17/07	J2Q9K1AF
		Dilution Factor: 1	Analysis Time..: 11:01	Instrument ID..: I7	
		Analyst ID.....: 002260			
Arsenic	104	(75 - 125)	SW846 6010B	07/13/07	J2Q9K1A2
		Dilution Factor: 1	Analysis Time..: 15:52	Instrument ID..: I5	
		Analyst ID.....: 001887			
Barium	99	(75 - 125)	SW846 6010B	07/13/07	J2Q9K1CF
		Dilution Factor: 1	Analysis Time..: 15:52	Instrument ID..: I5	
		Analyst ID.....: 001887			
Beryllium	98	(70 - 130)	SW846 6020	07/13-07/17/07	J2Q9K1AJ
		Dilution Factor: 1	Analysis Time..: 11:01	Instrument ID..: I7	
		Analyst ID.....: 002260			
Cadmium	94	(70 - 130)	SW846 6020	07/13-07/17/07	J2Q9K1AM
		Dilution Factor: 1	Analysis Time..: 11:01	Instrument ID..: I7	
		Analyst ID.....: 002260			
Calcium	98	(75 - 125)	SW846 6010B	07/13/07	J2Q9K1CJ
		Dilution Factor: 1	Analysis Time..: 15:52	Instrument ID..: I5	
		Analyst ID.....: 001887			
Chromium	100	(75 - 125)	SW846 6010B	07/13/07	J2Q9K1DJ
		Dilution Factor: 1	Analysis Time..: 15:52	Instrument ID..: I5	
		Analyst ID.....: 001887			
Cobalt	99	(75 - 125)	SW846 6010B	07/13/07	J2Q9K1CM
		Dilution Factor: 1	Analysis Time..: 15:52	Instrument ID..: I5	
		Analyst ID.....: 001887			
Copper	103	(75 - 125)	SW846 6010B	07/13/07	J2Q9K1CQ
		Dilution Factor: 1	Analysis Time..: 15:52	Instrument ID..: I5	
		Analyst ID.....: 001887			

(Continued on next page)

MATRIX SPIKE SAMPLE EVALUATION REPORT

TOTAL Metals

Client Lot #...: A7G120309 **Matrix.....:** WG
Date Sampled...: 07/12/07 09:15 **Date Received..:** 07/12/07

PARAMETER	PERCENT RECOVERY	RECOVERY LIMITS	METHOD	PREPARATION-ANALYSIS DATE	WORK ORDER #
Iron	92	(70 - 130)	SW846 6020	07/13-07/17/07	J2Q9K1AQ
		Dilution Factor: 1	Analysis Time..: 11:01		Instrument ID..: I7
		Analyst ID.....: 002260			
Lead	98	(75 - 125)	SW846 6010B	07/13/07	J2Q9K1A5
		Dilution Factor: 1	Analysis Time..: 15:52		Instrument ID..: I5
		Analyst ID.....: 001887			
Magnesium	104	(75 - 125)	SW846 6010B	07/13/07	J2Q9K1CU
		Dilution Factor: 1	Analysis Time..: 15:52		Instrument ID..: I5
		Analyst ID.....: 001887			
Manganese	100	(75 - 125)	SW846 6010B	07/13/07	J2Q9K1CX
		Dilution Factor: 1	Analysis Time..: 15:52		Instrument ID..: I5
		Analyst ID.....: 001887			
Mercury	103	(69 - 134)	SW846 7470A	07/13-07/17/07	J2Q9K1CC
		Dilution Factor: 1	Analysis Time..: 10:53		Instrument ID..: H1
		Analyst ID.....: 001086			
Nickel	100	(75 - 125)	SW846 6010B	07/13/07	J2Q9K1C2
		Dilution Factor: 1	Analysis Time..: 15:52		Instrument ID..: I5
		Analyst ID.....: 001887			
Potassium	106	(75 - 125)	SW846 6010B	07/13/07	J2Q9K1C5
		Dilution Factor: 1	Analysis Time..: 15:52		Instrument ID..: I5
		Analyst ID.....: 001887			
Selenium	101	(75 - 125)	SW846 6010B	07/13/07	J2Q9K1A8
		Dilution Factor: 1	Analysis Time..: 15:52		Instrument ID..: I5
		Analyst ID.....: 001887			
Silver	115	(75 - 125)	SW846 6010B	07/13/07	J2Q9K1C8
		Dilution Factor: 1	Analysis Time..: 15:52		Instrument ID..: I5
		Analyst ID.....: 001887			
Sodium	104	(75 - 125)	SW846 6010B	07/13/07	J2Q9K1DC
		Dilution Factor: 1	Analysis Time..: 15:52		Instrument ID..: I5
		Analyst ID.....: 001887			
Thallium	94	(70 - 130)	SW846 6020	07/13-07/17/07	J2Q9K1AU
		Dilution Factor: 1	Analysis Time..: 11:01		Instrument ID..: I7
		Analyst ID.....: 002260			

(Continued on next page)

MATRIX SPIKE SAMPLE EVALUATION REPORT

TOTAL Metals

Client Lot #...: A7G120309 **Matrix.....:** WG
Date Sampled...: 07/12/07 09:15 **Date Received..:** 07/12/07

PARAMETER	PERCENT RECOVERY	RECOVERY LIMITS	METHOD	PREPARATION-ANALYSIS DATE	WORK ORDER #
Vanadium	97	(75 - 125)	SW846 6010B	07/13/07	J2Q9K1DF
		Dilution Factor: 1	Analysis Time..: 15:52		Instrument ID..: I5
		Analyst ID.....: 001887			
Zinc	98	(70 - 130)	SW846 6020	07/13-07/17/07	J2Q9K1AX
		Dilution Factor: 1	Analysis Time..: 11:01		Instrument ID..: I7
		Analyst ID.....: 002260			

NOTE(S):

Calculations are performed before rounding to avoid round-off errors in calculated results.

Reporting Limits Outlier Report (detected results reported below the reporting limit)

Lab Report Batch: A7G120309 **Lab ID:** STLCAN

Client Sample ID	Lab Sample ID	Analysis Method	Matrix	Analyte Name	Lab Qualifier	Result	EDD Reporting Limit	Units
FWGBKGmw-005C-0461-	A7G120309016	6010B	AQ	Manganese	B	0.91	10.0	ug/L
				Potassium	B J	864	1000	ug/L
FWGBKGmw-005C-0461-	A7G120309015	8270C		bis(2-Ethylhexyl) phthalate	J	1.1	10	ug/L
FWGBKGmw-006C-0462-	A7G120309006			bis(2-Ethylhexyl) phthalate	J	1.0	10	ug/L
FWGBKGmw-015C-0467-	A7G120309018	6010B		Nickel	B	2.9	10.0	ug/L
		6020		Zinc	B J	8.9	10.0	ug/L
FWGBKGmw-015C-0467-	A7G120309017	8260B		Acetone	J B	1.3	10	ug/L
FWGBKGmw-016C-0468-	A7G120309004	6010B		Manganese	B	9.2	10.0	ug/L
				Nickel	B	3.5	10.0	ug/L
				Potassium	B J	603	1000	ug/L
		6020		Aluminum	B	14.8	50.0	ug/L
				Zinc	B J	3.6	10.0	ug/L
FWGBKGmw-017C-0469-	A7G120309002			Antimony	B	0.18	2.0	ug/L
FWGBKGmw-017C-0469-	A7G120309001	353.2 Modified		Nitrocellulose	B	0.18	0.50	mg/L
		8270C		bis(2-Ethylhexyl) phthalate	J	1.3	10	ug/L
FWGBKGmw-018C-0470-	A7G120309008	6010B		Manganese	B	0.75	10.0	ug/L
		6020		Zinc	B J	2.4	10.0	ug/L
FWGBKGmw-018C-0470-	A7G120309009	8260B		Acetone	J B	1.1	10	ug/L
				Chloromethane	J	0.49	1.0	ug/L
FWGBKGmw-019C-0471-	A7G120309013	6020		Aluminum	B	6.9	50.0	ug/L
FWGBKGmw-019C-0471-	A7G120309012	9012A		Cyanide	B	0.0042	0.010	mg/L
FWGEQUIPRinse4-0504-	A7G120309010	6010B		Potassium	B J	146	1000	ug/L
		6020		Zinc	B J	2.7	10.0	ug/L
		8260B		Acetone	J B	2.7	10	ug/L
				Chloromethane	J	0.31	1.0	ug/L
		8330		2,4-Dinitrotoluene	J	0.057	0.096	ug/L
				2,6-Dinitrotoluene	J	0.084	0.096	ug/L
FWGTrip-Team1	A7G120309011	8260B		Acetone	J B	1.3	10	ug/L
				Methylene chloride	J B	0.97	2.0	ug/L
FWGTRIPTeam2	A7G120309005			Acetone	J B	1.2	10	ug/L
				Methylene chloride	J B	0.86	2.0	ug/L
FWGTRIP-Team3	A7G120309019			Acetone	J B	1.1	10	ug/L
				Methylene chloride	J B	0.98	2.0	ug/L
FWGTRIP-Team3-071107	A7G120309014			Acetone	J B	1.5	10	ug/L

QC Outlier Report: Non-Qualified Outliers for Reporting Limits
(Sample is non-detect but reported result exceeds project requirements for reporting limit)

Lab Report Batch: A7G120309 **Lab ID:** STLCAN

Client Sample ID	Lab Sample ID	Analysis Method	Matrix	Analyte Name	Lab Qualifier	Result	Reporting Limit Criteria*	Units
FWGBKGmw-005C-0461-	A7G120309015	8330	AQ	2-Nitrotoluene	U	0.48	0.19	ug/L
				3-Nitrotoluene	U	0.48	0.19	ug/L
				4-Nitrotoluene	U	0.48	0.19	ug/L
FWGBKGmw-006C-0462-	A7G120309006	8330	AQ	2-Nitrotoluene	U	0.48	0.19	ug/L
				3-Nitrotoluene	U	0.48	0.19	ug/L
				4-Nitrotoluene	U	0.48	0.19	ug/L
FWGBKGmw-015C-0467-	A7G120309017	8330	AQ	2-Nitrotoluene	U	0.56	0.22	ug/L
				3-Nitrotoluene	U	0.56	0.22	ug/L
				4-Nitrotoluene	U	0.56	0.22	ug/L
FWGBKGmw-016C-0468-	A7G120309003	8330	AQ	2-Nitrotoluene	U	0.56	0.22	ug/L
				3-Nitrotoluene	U	0.56	0.22	ug/L
				4-Nitrotoluene	U	0.56	0.22	ug/L
FWGBKGmw-017C-0469-	A7G120309001	8330	AQ	2-Nitrotoluene	U	0.52	0.21	ug/L
				3-Nitrotoluene	U	0.52	0.21	ug/L
				4-Nitrotoluene	U	0.52	0.21	ug/L
FWGBKGmw-018C-0470-	A7G120309009	8330	AQ	2-Nitrotoluene	U	0.50	0.20	ug/L
				3-Nitrotoluene	U	0.50	0.20	ug/L
				4-Nitrotoluene	U	0.50	0.20	ug/L
FWGBKGmw-019C-0471-	A7G120309012	8330	AQ	2-Nitrotoluene	U	0.50	0.20	ug/L
				3-Nitrotoluene	U	0.50	0.20	ug/L
				4-Nitrotoluene	U	0.50	0.20	ug/L
FWGEQUIPRinse4-0504-	A7G120309010	6010B	AQ	Calcium	U	1000	100.00	ug/L
				Magnesium	U	1000	100.00	ug/L
				Sodium	U	1000	200.00	ug/L
		8330		2-Nitrotoluene	U	0.48	0.19	ug/L
				3-Nitrotoluene	U	0.48	0.19	ug/L
				4-Nitrotoluene	U	0.48	0.19	ug/L

* Reporting Limit Criteria = (Dilution Factor) * (Reporting Limit from the reference project library) * (Percent Moisture Correction)
Percent Moisture Correction:
Soil: 100 / (100 - Percent Moisture)
Water: 1

Project Number and Name: **030240.0005 - Ravenna GW**

Technical Completeness Report

Project No. / Name : *030240.0005 / Ravenna GW*

Analytical Method	Total Number of Analytes	Number of Rejects	Percent Completeness
353.2 Modified	8	0	100.0
6010B	120	0	100.0
6020	56	0	100.0
7470A	8	0	100.0
8081A	168	8	95.2
8082	56	0	100.0
8260B	468	5	98.9
8270C	528	16	97.0
8330	128	0	100.0
9012A	8	0	100.0
SW8330 Modified	8	0	100.0
Total	***1556***	***29***	***98.1***

Note:

$$\text{Percent Completeness} = \frac{\text{Number of Useable Results}}{\text{Number of Reported Results}} * 100\ \%$$

[Useable results are qualified but not Rejected data]

Data Verification Summary

Site: Ravenna Army Ammunition Plant
Sampling Event: July 2007
STL Sample Delivery Group: A7G120101 **Date:** September 12, 2007
COC#: 117326, 117323, 117321 **Revision:** 0

Data Validator: Heather Medley/Environmental Quality Management, Inc. (EQM, Inc.)

QA/QC Summary

On July 10 and 11, 2007 the following samples were collected from groundwater-monitoring wells at Ravenna Army Ammunition Plant and analyzed as part of SDG A7G120101.

Field Sample ID	Analytes	Method
FWGWBGmw-009c-0496-GW	VOCs	SW846 8260B
FWGBKGmw-020c-0472-GW	SVOCs	SW846 8270C
FWGBKGmw-DUP1-0497-GW	Pesticides	SW846 8081A
FWGEQUIPRinse3-0503-GW	PCBs	SW846 8082
FWGLL11mw-007c-0479-GW	Explosives	SW846 8330
FWGLL11mw-DUP4-0500-GW	Nitroguanidine	SW846 8330 modified
FWGWBGmw-006c-0494-GW	Nitrocellulose	EPA 353.2 modified
FWGLL3mw-238c-0490-GW	Cyanide	SW846 9012A
FWGBKGmw-010c-0464-GW		
FWGLL3mw-242c-0491-GW		
FWGWBGmw-007c-0495-GW		
FWGBKGmw-013c-0466-GW		
FWGLL11mw-002c-0478-GW		
FWGWBGmw-009c-0496-GF	TAL23 Metals	SW846 6010B/6020/7470A
FWGBKGmw-020c-0472-GF		
FWGBKGmw-DUP1-0497-GF		
FWGEQUIPRinse3-0503-GW		
FWGLL11mw-007c-0479-GF		
FWGLL11mw-DUP4-0500-GF		
FWGWBGmw-006c-0494-GF		
FWGLL3mw-238c-0490-GF		
FWGBKGmw-010c-0464-GF		
FWGLL3mw-242c-0491-GF		
FWGWBGmw-007c-0495-GF		
FWGBKGmw-013c-0466-GF		
FWGLL11mw-002c-0478-GF		
FWGTrip-Team1	VOCs	SW846 8260B
FWGTripTeam3-071007		
FWGTrip-Team2		
FWGTRIPTeam3		

Data Verification Summary

Site: Ravenna Army Ammunition Plant
Sampling Event: July 2007
STL Sample Delivery Group: A7G120101
COC#: 117326, 117323, 117321

Date: September 12, 2007
Revision: 0

The data presented in this report were evaluated according to the *Final Quality Assurance Project Plan Addendum for the Facility-Wide Groundwater Monitoring Program Ravenna Army Ammunition Plant Ravenna, OH, Portage Environmental, September 2004.* The following documents will be used as needed to supplement the project documentation: *Louisville Chemistry Guidelines, USACE, June 2002 version 5, EPA National Functional Guidelines (NFG) for Organic Data Review, EPA-540/R-99-008, October 1999, NFG for Inorganic Data Review, EPA-540/R-04-004, October 2004*, Analytical Methods, and Laboratory Standard Operating Procedures. These objectives represent accuracy and precision performance goals for each analytical method.

Fifteen coolers were received at the lab. The coolers were received within acceptable National Environmental Laboratory Accreditation (NELAC) criteria of 0-6°C.

The completeness objective for the project was 90%. The completeness objective was met for this SDG, 95.4%. Limitations, if any, on the data are indicated with qualifiers detailed below.

SUMMARY OF QUALIFICATIONS AND QC OUTLIERS:

Sample ID	Method	Analyte	Concentration (µg/L)	Flag	Reason
FWGBKGmw-010c-0464-GF	6010B	Potassium	715	J	Result was between the MDL and RL; serial dilution %D was above control limits
	6020	Aluminum	107	BJ	B = Result was less than 5x the EB value; J = Closing MRL recovered above 130%
		Zinc	4.4	J	Result was between the MDL and RL
		Iron	47.1	BJ	B = Result was less than 5x the MB value; J = Closing MRL recovered above 130%; Result was between the MDL and RL
FWGBKGmw-010c-0464-GW	8081A	Endosulfan I	0.025	UJ	LCS recovered below control limits
		Alpha-Chlordane	0.0090	J	Results were between the MDL and RL; The CCV %Ds were above control limits.
		Delta-BHC	0.0066	J	
	8330	1,3,5-Trinitrobenzene	0.097	J	Result was between the MDL and RL

Data Verification Summary

Site: Ravenna Army Ammunition Plant
Sampling Event: July 2007
STL Sample Delivery Group: A7G120101
COC#: 117326, 117323, 117321

Date: September 12, 2007
Revision: 0

Sample ID	Method	Analyte	Concentration (µg/L)	Flag	Reason
FWGBKGmw-010c-0464-GW	353.2 mod	Nitrocellulose	0.18	J	Result was between the MDL and RL; MS recovery was below control limits.
	8260B	Chloroethane	1.0	UJ	Closing MRL checks recovered below control limits.
		m&p-Xylenes	2.0	UJ	
		o-Xylene	1.0	UJ	
		Total Xylenes	2.0	UJ	
		Methylene Chloride	2.0	R	Closing MRL check recovered below 60%;
		2-Hexanone	10	R	Closing MRL check recovered below 60%; MS/SMD recovered below control limits.
		Acetone	10	R	
		4-Methyl-2-pentanone	10	UJ	Closing MRL checks recovered below control limits; MS/MSD recovered below control limits;
		Bromomethane	1.0	UJ	ICV %R was below control limits
	8270C RE	Hexachloroethane	1.0	R	Hold time exceeded by more than 2x the hold time
		2,4-Dinitrophenol	5.0	R	
		Benzoic acid	10	R	Hold time exceeded by more than 2x the hold time; LCS recovered below 30%; MS/MSD recovered below control limits
		Hexachlorocyclopentadiene	10	R	
		All other analytes	Various	R	LCS was acceptable in original analysis.
	8270C	2,4-Dinitrophenol	5.0	R	LCS recovered below 30%; surrogate recoveries were below control limits; MS/MSD recoveries were below control limits.
		Benzoic acid	10	R	
		Hexachlorocyclopentadiene	10	R	LCS recovered below 30%; MS/MSD recoveries were below control limits.
		Hexachloroethane	1.0	R	
		2,2-Oxybis(1-chloropropane)	1.0	UJ	LCS recovered below control limits.
		2,4,5-Trichlorophenol	5.0	UJ	Surrogate recoveries were below control limits;
		2,4,6-Trichlorophenol	5.0	UJ	

Data Verification Summary

Site: Ravenna Army Ammunition Plant
Sampling Event: July 2007
STL Sample Delivery Group: A7G120101
COC#: 117326, 117323, 117321

Date: September 12, 2007
Revision: 0

Sample ID	Method	Analyte	Concentration (µg/L)	Flag	Reason
FWGBKGmw-010c-0464-GW	8270C	2,4-Dichlorophenol	1.0	UJ	Surrogate recoveries were below control limits;
		2,4-Dimethylphenol	2.0	UJ	
		2-Chlorophenol	1.0	UJ	
		2-methylphenol	1.0	UJ	
		2-Nitrophenol	2.0	UJ	
		4,6-Dinitro-2-methylphenol	5.0	UJ	
		4-Chloro-3-methylphenol	2.0	UJ	
		4-Methylphenol	1.0	UJ	
		4-Nitrophenol	5.0	UJ	
		Benzyl Alcohol	5.0	UJ	
		Pentachlorophenol	5.0	UJ	
		Phenol	1.0	UJ	
		Bis(2-ethylhexyl)phthalate	2.1	J	Result was between the MDL and RL
FWGBKGmw-013c-0466-GF	6010B	Potassium	1600	J	Serial dilution %D was above control limits
	6020	Iron	1290	J	Closing MRL recovered above 130%;
		Zinc	3.0	J	Result was between the MDL and RL
FWGBKGmw-013c-0466-GW	8081A	Endosulfan I	0.025	UJ	LCS recovered below control limits
	8082	All Aroclors	0.50	UJ	Surrogate recovery was below control limits.
	8260B	Chloroethane	1.0	UJ	Closing MRL checks recovered below control limits.
		m&p-Xylenes	2.0	UJ	
		o-Xylene	1.0	UJ	
		Total Xylenes	2.0	UJ	
		2-Hexanone	10	R	Closing MRL check recovered below 60%; MS/SMD recovered below control limits.
		Acetone	10	R	
		4-Methyl-2-pentanone	10	UJ	Closing MRL checks recovered below control limits; MS/MSD recovered below control limits;
		Methylene Chloride	2.0	R	Closing MRL check recovered below 60%;
		Bromomethane	1.0	UJ	ICV %R was below control limits

Data Verification Summary

Site: Ravenna Army Ammunition Plant
Sampling Event: July 2007
STL Sample Delivery Group: A7G120101
COC#: 117326, 117323, 117321

Date: September 12, 2007
Revision: 0

Sample ID	Method	Analyte	Concentration (µg/L)	Flag	Reason
FWGBKGmw-013c-0466-GW	353.2 mod	Nitrocellulose	0.16	J	Result was between the MDL and RL; MS recovery was below control limits.
	8270C RE	Hexachloroethane	1.0	R	Hold time exceeded by more than 2x the hold time
		2,4-Dinitrophenol	5.0	R	
		Benzoic acid	10	R	Hold time exceeded by more than 2x the hold time; LCS recovered below 30%; MS/MSD recovered below control limits
		Hexachlorocyclopentadiene	10	R	
		All other analytes	Various	R	LCS was acceptable in original analysis.
	8270C	2,4-Dinitrophenol	5.0	R	LCS recovered below 30%; surrogate recoveries were below control limits; MS/MSD recoveries were below control limits.
		Benzoic acid	10	R	
		Hexachlorocyclopentadiene	10	R	LCS recovered below 30%; MS/MSD recoveries were below control limits.
		Hexachloroethane	1.0	R	
		2,2-Oxybis(1-chloropropane)	1.0	UJ	LCS recovered below control limits.
		Bis(2-ethylhexyl)phthalate	3.5	J	Result was between the MDL and RL
FWGBKGmw-020c-0472-GF	6010B	Potassium	2280	J	Serial dilution %D was above control limits
	6020	Iron	2510	J	Closing MRL recovered above 130%;
		Zinc	3.6	J	Result was between the MDL and RL
FWGBKGmw-020c-0472-GW	8081A	Endosulfan I	0.025	UJ	LCS recovered below control limits
	8260B	Chloroethane	1.0	UJ	Closing MRL checks recovered below control limits.
		m&p-Xylenes	2.0	UJ	
		o-Xylene	1.0	UJ	
		Total Xylenes	2.0	UJ	
		2-Hexanone	10	R	Closing MRL check recovered below 60%; MS/SMD recovered below control limits.
		Acetone	10	R	

Data Verification Summary

Site: Ravenna Army Ammunition Plant
Sampling Event: July 2007
STL Sample Delivery Group: A7G120101
COC#: 117326, 117323, 117321

Date: September 12, 2007
Revision: 0

Sample ID	Method	Analyte	Concentration (µg/L)	Flag	Reason
FWGBKGmw-020c-0472-GW	8260B	4-Methyl-2-pentanone	10	UJ	Closing MRL checks recovered below control limits; MS/MSD recovered below control limits;
		Methylene Chloride	2.0	R	Closing MRL check recovered below 60%;
		Bromomethane	1.0	UJ	ICV %R was below control limits
	353.2 mod	Nitrocellulose	0.50	UJ	MS recovery was below control limits.
	8270C RE	Hexachloroethane	1.0	R	Hold time exceeded by more than 2x the hold time
		2,4-Dinitrophenol	5.0	R	
		Benzoic acid	10	R	Hold time exceeded by more than 2x the hold time; LCS recovered below 30%; MS/MSD recovered below control limits
		Hexachlorocyclopentadiene	10	R	
		All other analytes	Various	R	LCS was acceptable in original analysis.
	8270C	2,4-Dinitrophenol	5.0	R	LCS recovered below 30%; surrogate recoveries were below control limits; MS/MSD recoveries were below control limits.
		Benzoic acid	10	R	
		Hexachlorocyclopentadiene	10	R	LCS recovered below 30%; MS/MSD recoveries were below control limits.
		Hexachloroethane	1.0	R	
		2,2-Oxybis(1-chloropropane)	1.0	UJ	LCS recovered below control limits.
		Bis(2-ethylhexyl)phthalate	3.5	J	Result was between the MDL and RL
FWGBKGmw-DUP1-0497-GF	6010B	Potassium	2400	J	Serial dilution %D was above control limits
	6020	Iron	2430	J	Closing MRL recovered above 130%;
		Zinc	4.5	J	Result was between the MDL and RL
FWGBKGmw-DUP1-0497-GW	8081A	Endosulfan I	0.025	UJ	LCS recovered below control limits
	8082	All Aroclors	0.50	UJ	Surrogate recovery was below control limits.

Data Verification Summary

Site: Ravenna Army Ammunition Plant
Sampling Event: July 2007
STL Sample Delivery Group: A7G120101
COC#: 117326, 117323, 117321

Date: September 12, 2007
Revision: 0

Sample ID	Method	Analyte	Concentration (µg/L)	Flag	Reason
FWGBKGmw-DUP1-0497-GW	8260B	Chloroethane	1.0	UJ	Closing MRL checks recovered below control limits.
		m&p-Xylenes	2.0	UJ	
		o-Xylene	1.0	UJ	
		Total Xylenes	2.0	UJ	
		2-Hexanone	10	R	Closing MRL check recovered below 60%; MS/SMD recovered below control limits.
		Acetone	10	R	
		4-Methyl-2-pentanone	10	UJ	Closing MRL checks recovered below control limits; MS/MSD recovered below control limits;
		Methylene Chloride	2.0	R	Closing MRL check recovered below 60%;
		Bromomethane	1.0	UJ	ICV %R was below control limits
		Chloromethane	0.35	J	Field Duplicate RPD was above control limits; Result was between the MDL and RL
	353.2 mod	Nitrocellulose	0.50	UJ	MS recovery was below control limits.
	8270C RE	Hexachloroethane	1.0	R	Hold time exceeded by more than 2x the hold time
		2,4-Dinitrophenol	5.0	R	
		Benzoic acid	10	R	Hold time exceeded by more than 2x the hold time; LCS recovered below 30%; MS/MSD recovered below control limits
		Hexachlorocyclopentadiene	10	R	
		All other analytes	Various	R	LCS was acceptable in original analysis.
	8270C	2,4-Dinitrophenol	5.0	R	LCS recovered below 30%; surrogate recoveries were below control limits; MS/MSD recoveries were below control limits.
		Benzoic acid	10	R	
		Hexachlorocyclopentadiene	10	R	LCS recovered below 30%; MS/MSD recoveries were below control limits.
		Hexachloroethane	1.0	R	
		2,2-Oxybis(1-chloropropane)	1.0	UJ	LCS recovered below control limits.

Data Verification Summary

Site: Ravenna Army Ammunition Plant
Sampling Event: July 2007
STL Sample Delivery Group: A7G120101
COC#: 117326, 117323, 117321

Date: September 12, 2007
Revision: 0

Sample ID	Method	Analyte	Concentration (µg/L)	Flag	Reason
FWGEQUIPRinse3-0503-GW	6010B	Potassium	150	J	Serial dilution %D was above control limits; Result was between the MDL and RL
		Manganese	0.34	J	Result was between the MDL and RL
	6020	Aluminum	25.1	J	Closing MRL recovered above 130%; Result was between the MDL and RL
	8081A	Endosulfan I	0.025	UJ	LCS recovered below control limits
	8330	Nitrobenzene	0.16	J	Column confirmation RPD was above control limits
		PETN	0.62	J	Result was between the MDL and RL
	8260B	Chloroethane	1.0	UJ	Closing MRL checks recovered below control limits.
		m&p-Xylenes	2.0	UJ	
		o-Xylene	1.0	UJ	
		Total Xylenes	2.0	UJ	
		2-Hexanone	10	R	Closing MRL check recovered below 60%; MS/SMD recovered below control limits.
		Acetone	1.6	BJ	B = Result was less than 10x MB value; J = Closing MRL check recovered below 60%; MS/SMD recovered below control limits; LCS recovered above control limits; Result was between the MDL and RL
		4-Methyl-2-pentanone	10	UJ	Closing MRL checks recovered below control limits; MS/MSD recovered below control limits;
		Methylene Chloride	2.0	R	Closing MRL check recovered below 60%;
		Bromomethane	1.0	UJ	ICV %R was below control limits
		Toluene	0.18	J	Result was between the MDL and RL

Data Verification Summary

Site: Ravenna Army Ammunition Plant
Sampling Event: July 2007
STL Sample Delivery Group: A7G120101
COC#: 117326, 117323, 117321

Date: September 12, 2007
Revision: 0

Sample ID	Method	Analyte	Concentration (µg/L)	Flag	Reason
FWGEQUIPRinse3-0503-GW	353.2 mod	Nitrocellulose	0.50	UJ	MS recovery was below control limits.
	8270C RE	Hexachloroethane	1.0	R	Hold time exceeded by more than 2x the hold time
		2,4-Dinitrophenol	5.0	R	
		Benzoic acid	10	R	Hold time exceeded by more than 2x the hold time; LCS recovered below 30%; MS/MSD recovered below control limits
		Hexachlorocyclopentadiene	10	R	
		All other analytes	Various	R	LCS was acceptable in original analysis.
	8270C	2,4-Dinitrophenol	5.0	R	LCS recovered below 30%; surrogate recoveries were below control limits; MS/MSD recoveries were below control limits.
		Benzoic acid	10	R	
		Hexachlorocyclopentadiene	10	R	LCS recovered below 30%; MS/MSD recoveries were below control limits.
		Hexachloroethane	1.0	R	
		2,2-Oxybis(1-chloropropane)	1.0	UJ	LCS recovered below control limits.
		Bis(2-ethylhexyl)phthalate	2.3	J	Result was between the MDL and RL
FWGLL11mw-002c-0478-GF	6010B	Potassium	2060	J	Serial dilution %D was above control limits;
		Chromium	2.4	J	Results were between the MDL and RL
		Cobalt	1.7	J	
		Copper	2.3	J	
		Nickel	4.2	J	
		Vanadium	3.3	J	
	6020	Aluminum	1430	J	Closing MRL recovered above 130%;
		Iron	2830	J	
		Antimony	0.19	J	Results were between the MDL and RL
		Thallium	0.030	J	
FWGLL11mw-002c-0478-GW	8081A	Endosulfan I	0.025	UJ	LCS recovered below control limits
		Beta-BHC	0.013	J	Results were between the MDL and RL; The CCV %Ds were above control limits.

Data Verification Summary

Site: Ravenna Army Ammunition Plant
Sampling Event: July 2007
STL Sample Delivery Group: A7G120101
COC#: 117326, 117323, 117321

Date: September 12, 2007
Revision: 0

Sample ID	Method	Analyte	Concentration (µg/L)	Flag	Reason
FWGLL11mw-002c-0478-GW	8082	All Aroclors	0.50	UJ	Surrogate recovery was below control limits.
	8260B	Chloroethane	1.0	UJ	Closing MRL checks recovered below control limits.
		m&p-Xylenes	2.0	UJ	
		o-Xylene	1.0	UJ	
		Total Xylenes	2.0	UJ	
		2-Hexanone	10	R	Closing MRL check recovered below 60%; MS/SMD recovered below control limits.
		Acetone	10	R	
		4-Methyl-2-pentanone	10	UJ	Closing MRL checks recovered below control limits; MS/MSD recovered below control limits;
		Methylene Chloride	2.0	R	Closing MRL check recovered below 60%;
		Bromomethane	1.0	UJ	ICV %R was below control limits
	353.2 mod	Nitrocellulose	0.50	UJ	MS recovery was below control limits.
	8270C RE	Hexachloroethane	1.0	R	Hold time exceeded by more than 2x the hold time
		2,4-Dinitrophenol	5.0	R	
		Benzoic acid	10	R	Hold time exceeded by more than 2x the hold time; LCS recovered below 30%; MS/MSD recovered below control limits
		Hexachlorocyclopentadiene	10	R	
		All other analytes	Various	R	LCS was acceptable in original analysis.
	8270C	2,4-Dinitrophenol	5.0	R	LCS recovered below 30%; surrogate recoveries were below control limits; MS/MSD recoveries were below control limits.
		Benzoic acid	10	R	
		Hexachlorocyclopentadiene	10	R	LCS recovered below 30%; MS/MSD recoveries were below control limits.
		Hexachloroethane	1.0	R	
		2,2-Oxybis(1-chloropropane)	1.0	UJ	LCS recovered below control limits.
		Bis(2-ethylhexyl)phthalate	1.7	J	Result was between the MDL and RL

Data Verification Summary

Site: Ravenna Army Ammunition Plant
Sampling Event: July 2007
STL Sample Delivery Group: A7G120101
COC#: 117326, 117323, 117321

Date: September 12, 2007
Revision: 0

Sample ID	Method	Analyte	Concentration (µg/L)	Flag	Reason
FWGLL11mw-007c-0479-GF	6010B	Potassium	2060	J	Serial dilution %D was above control limits;
	6020	Iron	1460	J	Closing MRL recovered above 130%;
		Zinc	3.7	J	Result was between the MDL and RL
FWGLL11mw-007c-0479-GW	8081A	Endosulfan I	0.025	UJ	LCS recovered below control limits
	353.2 mod	Nitrocellulose	0.50	UJ	MS recovery was below control limits.
	8260B	Chloroethane	1.0	UJ	Closing MRL checks recovered below control limits.
		m&p-Xylenes	2.0	UJ	
		o-Xylene	1.0	UJ	
		Total Xylenes	2.0	UJ	
		2-Hexanone	10	R	Closing MRL check recovered below 60%; MS/SMD recovered below control limits.
		Acetone	10	R	
		4-Methyl-2-pentanone	10	UJ	Closing MRL checks recovered below control limits; MS/MSD recovered below control limits;
		Methylene Chloride	2.0	R	Closing MRL check recovered below 60%;
		Bromomethane	1.0	UJ	ICV %R was below control limits
	8270C RE	Hexachloroethane	1.0	R	Hold time exceeded by more than 2x the hold time
		2,4-Dinitrophenol	5.0	R	
		Benzoic acid	10	R	Hold time exceeded by more than 2x the hold time; LCS recovered below 30%; MS/MSD recovered below control limits
		Hexachlorocyclopentadiene	10	R	
		All other analytes	Various	R	LCS was acceptable in original analysis.
	8270C	2,4-Dinitrophenol	5.0	R	LCS recovered below 30%; surrogate recoveries were below control limits; MS/MSD recoveries were below control limits.
		Benzoic acid	10	R	

Data Verification Summary

Site: Ravenna Army Ammunition Plant
Sampling Event: July 2007
STL Sample Delivery Group: A7G120101
COC#: 117326, 117323, 117321

Date: September 12, 2007
Revision: 0

Sample ID	Method	Analyte	Concentration (µg/L)	Flag	Reason
FWGLL11mw-007c-0479-GW	8270C	Hexachlorocyclopentadiene	10	R	LCS recovered below 30%; MS/MSD recoveries were below control limits.
		Hexachloroethane	1.0	R	
		2,2-Oxybis(1-chloropropane)	1.0	UJ	LCS recovered below control limits.
		Bis(2-ethylhexyl)phthalate	1.7	J	Result was between the MDL and RL
FWGLL11mw-DUP4-0500-GF	6010B	Potassium	1310	J	Serial dilution %D was above control limits;
	6020	Iron	1460	J	Closing MRL recovered above 130%;
		Zinc	3.6	J	Result was between the MDL and RL
FWGLL11mw-DUP4-0500-GW	8081A	Endosulfan I	0.025	UJ	LCS recovered below control limits
	353.2 mod	Nitrocellulose	0.15	J	Result was between the MDL and RL; MS recovery was below control limits.
	8260B	Chloroethane	1.0	UJ	Closing MRL checks recovered below control limits.
		m&p-Xylenes	2.0	UJ	
		o-Xylene	1.0	UJ	
		Total Xylenes	2.0	UJ	
		2-Hexanone	10	R	Closing MRL check recovered below 60%; MS/SMD recovered below control limits.
		Acetone	10	R	
		4-Methyl-2-pentanone	10	UJ	Closing MRL checks recovered below control limits; MS/MSD recovered below control limits;
		Methylene Chloride	2.0	R	Closing MRL check recovered below 60%;
		Bromomethane	1.0	UJ	ICV %R was below control limits
	8270C RE	Hexachloroethane	1.0	R	Hold time exceeded by more than 2x the hold time
		2,4-Dinitrophenol	5.0	R	

Data Verification Summary

Site: Ravenna Army Ammunition Plant
Sampling Event: July 2007
STL Sample Delivery Group: A7G120101
COC#: 117326, 117323, 117321

Date: September 12, 2007
Revision: 0

Sample ID	Method	Analyte	Concentration (µg/L)	Flag	Reason
FWGLL11mw-DUP4-0500-GW	8270C RE	Benzoic acid	10	R	Hold time exceeded by more than 2x the hold time; LCS recovered below 30%; MS/MSD recovered below control limits
		Hexachlorocyclopentadiene	10	R	
		All other analytes	Various	R	LCS was acceptable in original analysis.
	8270C	2,4-Dinitrophenol	5.0	R	LCS recovered below 30%; surrogate recoveries were below control limits; MS/MSD recoveries were below control limits.
		Benzoic acid	10	R	
		Hexachlorocyclopentadiene	10	R	LCS recovered below 30%; MS/MSD recoveries were below control limits.
		Hexachloroethane	1.0	R	
		2,2-Oxybis(1-chloropropane)	1.0	UJ	LCS recovered below control limits.
		2,4,5-Trichloropheonl	5.0	UJ	Surrogate recoveries were below control limits;
		2,4-Dichlorophenol	1.0	UJ	
		2,4-Dimethylphenol	2.0	UJ	
		2-Chlorophenol	1.0	UJ	
		2-methylphenol	1.0	UJ	
		2-Nitrophenol	2.0	UJ	
		4,6-Dinitro-2-methylphenol	5.0	UJ	
		4-Chloro-3-methylphenol	2.0	UJ	
		4-Methylphenol	1.0	UJ	
		4-Nitrophenol	5.0	UJ	
		Benzyl Alcohol	5.0	UJ	
		Pentachlorophenol	5.0	UJ	
		Phenol	1.0	UJ	
FWGLL3mw-238c-0490-GF	6010B	Potassium	1600	J	Serial dilution %D was above control limits
		Barium	5.2	J	Results were between the MDL and RL
		Manganese	2.9	J	
		Selenium	2.9	J	
	6020	Aluminum	20.8	BJ	B = Result was less than 5x the EB value; J = Closing MRL recovered above 130%; Result was between the MDL and RL
		Iron	204	J	Closing MRL recovered above 130%

Data Verification Summary

Site: Ravenna Army Ammunition Plant
Sampling Event: July 2007
STL Sample Delivery Group: A7G120101
COC#: 117326, 117323, 117321

Date: September 12, 2007
Revision: 0

Sample ID	Method	Analyte	Concentration (µg/L)	Flag	Reason
FWGLL3mw-238c-0490-GW	8081A	Endosulfan I	0.025	UJ	LCS recovered below control limits; surrogate recovered below control limits
		All other analytes EXCEPT Endosulfan I	Various	UJ	Surrogate recovered below control limits
	8330	1,3,5-Trinitrobenzene	41	J	Surrogate recovered less than 10%
		1,3-Dinitrobenzene	0.49	R	
		2,4,6-TNT	97	J	
		2,4-Dinitrotoluene	0.49	R	
		2,6-Dinitrotoluene	0.49	R	
		2-Amino-4,6-dinitrotoluene	9.9	J	
		2-Nitrotoluene	2.5	R	
		3-Nitrotoluene	2.5	R	
		4-Amino-4,6-dinitrotoluene	26	J	
		4-Nitrotoluene	2.5	R	
		HMX	1.7	J	
		Nitroglycerine	3.2	R	
		PETN	3.2	R	
		RDX	6.6	J	
		Tetryl	0.49	R	
		Nitrobenzene	0.27	BJ	B = Result was less than 5x EB value; J = Result was between the MDL and RL; Surrogate recovered less than 10%
	8082	All Aroclors	0.50	UJ	Surrogate recovery was below control limits.
	353.2 mod	Nitrocellulose	0.13	J	Result was between the MDL and RL; MS recovery was below control limits.
	8260B	Chloroethane	1.0	UJ	Closing MRL checks recovered below control limits.
		m&p-Xylenes	2.0	UJ	
		o-Xylene	1.0	UJ	
		Total Xylenes	2.0	UJ	
		2-Hexanone	10	R	Closing MRL check recovered below 60%; MS/SMD recovered below control limits.
		Acetone	10	R	

Data Verification Summary

Site: Ravenna Army Ammunition Plant
Sampling Event: July 2007
STL Sample Delivery Group: A7G120101
COC#: 117326, 117323, 117321

Date: September 12, 2007
Revision: 0

Sample ID	Method	Analyte	Concentration (µg/L)	Flag	Reason
FWGLL3mw-238c-0490-GW	8260B	4-Methyl-2-pentanone	10	UJ	Closing MRL checks recovered below control limits; MS/MSD recovered below control limits;
		Methylene Chloride	2.0	R	Closing MRL check recovered below 60%;
		Bromomethane	1.0	UJ	ICV %R was below control limits
	8270C RE	Hexachloroethane	1.0	R	Hold time exceeded by more than 2x the hold time
		2,4-Dinitrophenol	5.0	R	
		Benzoic acid	10	R	Hold time exceeded by more than 2x the hold time; LCS recovered below 30%; MS/MSD recovered below control limits
		Hexachlorocyclopentadiene	10	R	
		All other analytes	Various	R	LCS was acceptable in original analysis.
	8270C	2,4-Dinitrophenol	5.0	R	LCS recovered below 30%; surrogate recoveries were below control limits; MS/MSD recoveries were below control limits.
		Benzoic acid	10	R	
		Hexachlorocyclopentadiene	10	R	LCS recovered below 30%; MS/MSD recoveries were below control limits.
		Hexachloroethane	1.0	R	
		2,2-Oxybis(1-chloropropane)	1.0	UJ	LCS recovered below control limits.
		Bis(2-ethylhexyl)phthalate	1.4	J	Result was between the MDL and RL
FWGLL3mw-242c-0491-GF	6010B	Potassium	929	J	Serial dilution %D was above control limits; Result was between the MDL and RL
		Barium	8.8	J	Result was between the MDL and RL
	6020	Iron	63.8	BJ	B = Result was less than 5x the MB value; J = Closing MRL recovered above 130%; Result was between the MDL and RL

Data Verification Summary

Site: Ravenna Army Ammunition Plant
Sampling Event: July 2007
STL Sample Delivery Group: A7G120101
COC#: 117326, 117323, 117321

Date: September 12, 2007
Revision: 0

Sample ID	Method	Analyte	Concentration (µg/L)	Flag	Reason
FWGLL3mw-242c-0491-GF	6020	Zinc	7.8	J	Result was between the MDL and RL
FWGLL3mw-242c-0491-GW	8081A	Endosulfan I	0.025	UJ	LCS recovered below control limits;
	8330	HMX	0.060	J	Result was between the MDL and RL
	353.2 mod	Nitrocellulose	0.14	J	Result was between the MDL and RL; MS recovery was below control limits.
	8260B	Chloroethane	1.0	UJ	Closing MRL checks recovered below control limits.
		m&p-Xylenes	2.0	UJ	
		o-Xylene	1.0	UJ	
		Total Xylenes	2.0	UJ	
		2-Hexanone	10	R	Closing MRL check recovered below 60%; MS/SMD recovered below control limits.
		Acetone	10	R	
		4-Methyl-2-pentanone	10	UJ	Closing MRL checks recovered below control limits; MS/MSD recovered below control limits;
		Methylene Chloride	2.0	R	Closing MRL check recovered below 60%;
		Bromomethane	1.0	UJ	ICV %R was below control limits
	8270C RE	Hexachloroethane	1.0	R	Hold time exceeded by more than 2x the hold time
		2,4-Dinitrophenol	5.0	R	
		Benzoic acid	10	R	Hold time exceeded by more than 2x the hold time; LCS recovered below 30%; MS/MSD recovered below control limits
		Hexachlorocyclopentadiene	10	R	
		All other analytes	Various	R	LCS was acceptable in original analysis.
	8270C	2,4-Dinitrophenol	5.0	R	LCS recovered below 30%; surrogate recoveries were below control limits; MS/MSD recoveries were below control limits.
		Benzoic acid	10	R	
		Hexachlorocyclopentadiene	10	R	LCS recovered below 30%; MS/MSD recoveries were below control limits.
		Hexachloroethane	1.0	R	

Data Verification Summary

Site: Ravenna Army Ammunition Plant
Sampling Event: July 2007
STL Sample Delivery Group: A7G120101
COC#: 117326, 117323, 117321

Date: September 12, 2007
Revision: 0

Sample ID	Method	Analyte	Concentration (µg/L)	Flag	Reason
FWGLL3mw-242c-0491-GW	8270C	2,2-Oxybis(1-chloropropane)	1.0	UJ	LCS recovered below control limits.
		Bis(2-ethylhexyl)phthalate	1.5	J	Result was between the MDL and RL
FWGTrip-Team1	8260B	Chloroethane	1.0	UJ	Closing MRL checks recovered below control limits.
		m&p-Xylenes	2.0	UJ	
		o-Xylene	1.0	UJ	
		Total Xylenes	2.0	UJ	
		2-Hexanone	10	R	Closing MRL check recovered below 60%; MS/SMD recovered below control limits.
		Acetone	10	R	
		4-Methyl-2-pentanone	10	UJ	Closing MRL checks recovered below control limits; MS/MSD recovered below control limits;
		Methylene Chloride	2.0	R	Closing MRL check recovered below 60%;
		Bromomethane	1.0	UJ	ICV %R was below control limits
FWGTrip-Team2	8260B	Chloroethane	1.0	UJ	Closing MRL checks recovered below control limits.
		m&p-Xylenes	2.0	UJ	
		o-Xylene	1.0	UJ	
		Total Xylenes	2.0	UJ	
		2-Hexanone	10	R	Closing MRL check recovered below 60%; MS/SMD recovered below control limits.
		Acetone	10	R	
		4-Methyl-2-pentanone	10	UJ	Closing MRL checks recovered below control limits; MS/MSD recovered below control limits;
		Methylene Chloride	2.0	R	Closing MRL check recovered below 60%;
		Bromomethane	1.0	UJ	ICV %R was below control limits
FWGTrip-Team3	8260B	Chloroethane	1.0	UJ	Closing MRL checks recovered below control limits.
		m&p-Xylenes	2.0	UJ	
		o-Xylene	1.0	UJ	
		Total Xylenes	2.0	UJ	

Data Verification Summary

Site: Ravenna Army Ammunition Plant
Sampling Event: July 2007
STL Sample Delivery Group: A7G120101
COC#: 117326, 117323, 117321

Date: September 12, 2007
Revision: 0

Sample ID	Method	Analyte	Concentration (µg/L)	Flag	Reason
FWGTrip-Team3	8260B	2-Hexanone	10	R	Closing MRL check recovered below 60%; MS/SMD recovered below control limits.
		Acetone	10	R	
		4-Methyl-2-pentanone	10	UJ	Closing MRL checks recovered below control limits; MS/MSD recovered below control limits;
		Methylene Chloride	2.0	R	Closing MRL check recovered below 60%;
		Bromomethane	1.0	UJ	ICV %R was below control limits
		Toluene	0.19	J	Result was between the MDL and RL
FWGTripTeam3-071007	8260B	Chloroethane	1.0	UJ	Closing MRL checks recovered below control limits.
		m&p-Xylenes	2.0	UJ	
		o-Xylene	1.0	UJ	
		Total Xylenes	2.0	UJ	
		2-Hexanone	10	R	Closing MRL check recovered below 60%; MS/SMD recovered below control limits.
		Acetone	10	R	
		4-Methyl-2-pentanone	10	UJ	Closing MRL checks recovered below control limits; MS/MSD recovered below control limits;
		Methylene Chloride	2.0	R	Closing MRL check recovered below 60%;
		Bromomethane	1.0	UJ	ICV %R was below control limits
		Toluene	0.17	J	Result was between the MDL and RL
FWGWBGmw-006c-0494-GF	6010B	Potassium	837	J	Serial dilution %D was above control limits; Result was between the MDL and RL
		Cobalt	1.4	J	Results were between the MDL and RL
		Nickel	2.2	J	
	6020	Iron	254	J	Closing MRL recovered above 130%;

Data Verification Summary

Site: Ravenna Army Ammunition Plant
Sampling Event: July 2007
STL Sample Delivery Group: A7G120101
COC#: 117326, 117323, 117321

Date: September 12, 2007
Revision: 0

Sample ID	Method	Analyte	Concentration (µg/L)	Flag	Reason
FWGWBGmw-006c-0494-GF	6020	Thallium	0.025	J	Results were between the MDL and RL
		Zinc	3.6	J	
FWGWBGmw-006c-0494-GW	8081A	Endosulfan I	0.025	UJ	LCS recovered below control limits;
	353.2 mod	Nitrocellulose	0.12	J	Result was between the MDL and RL; MS recovery was below control limits.
	8260B	Chloroethane	1.0	UJ	Closing MRL checks recovered below control limits.
		m&p-Xylenes	2.0	UJ	
		o-Xylene	1.0	UJ	
		Total Xylenes	2.0	UJ	
		2-Hexanone	10	R	Closing MRL check recovered below 60%; MS/SMD recovered below control limits.
		Acetone	10	R	
		4-Methyl-2-pentanone	10	UJ	Closing MRL checks recovered below control limits; MS/MSD recovered below control limits;
		Methylene Chloride	2.0	R	Closing MRL check recovered below 60%;
		Bromomethane	1.0	UJ	ICV %R was below control limits
	8270C RE	Hexachloroethane	1.0	R	Hold time exceeded by more than 2x the hold time
		2,4-Dinitrophenol	5.0	R	
		Benzoic acid	10	R	Hold time exceeded by more than 2x the hold time; LCS recovered below 30%; MS/MSD recovered below control limits
		Hexachlorocyclopentadiene	10	R	
		All other analytes	Various	R	LCS was acceptable in original analysis.
	8270C	2,4-Dinitrophenol	5.0	R	LCS recovered below 30%; surrogate recoveries were below control limits; MS/MSD recoveries were below control limits.
		Benzoic acid	10	R	
		Hexachlorocyclopentadiene	10	R	LCS recovered below 30%; MS/MSD recoveries were below control limits.
		Hexachloroethane	1.0	R	

Data Verification Summary

Site: Ravenna Army Ammunition Plant
Sampling Event: July 2007
STL Sample Delivery Group: A7G120101
COC#: 117326, 117323, 117321

Date: September 12, 2007
Revision: 0

Sample ID	Method	Analyte	Concentration (µg/L)	Flag	Reason
FWGWBGmw-006c-0494-GW	8270C	2,2-Oxybis(1-chloropropane)	1.0	UJ	LCS recovered below control limits.
		Bis(2-ethylhexyl)phthalate	1.1	J	Result was between the MDL and RL
FWGWBGmw-007c-0495-GF	6010B	Potassium	1120	J	Serial dilution %D was above control limits;
		Arsenic	4.8	J	Result was between the MDL and RL
	6020	Iron	604	J	Closing MRL recovered above 130%;
FWGWBGmw-007c-0495-GW	8081A	Endosulfan I	0.025	UJ	LCS recovered below control limits;
	8330	Nitrobenzene	0.064	BJ	B = Result was less than 5x EB value; J = Result was between the MDL and RL
	353.2 mod	Nitrocellulose	0.14	J	Result was between the MDL and RL; MS recovery was below control limits.
	8260B	Chloroethane	1.0	UJ	Closing MRL checks recovered below control limits.
		m&p-Xylenes	2.0	UJ	
		o-Xylene	1.0	UJ	
		Total Xylenes	2.0	UJ	
		2-Hexanone	10	R	Closing MRL check recovered below 60%; MS/SMD recovered below control limits.
		Acetone	10	R	
		4-Methyl-2-pentanone	10	UJ	Closing MRL checks recovered below control limits; MS/MSD recovered below control limits;
		Methylene Chloride	2.0	R	Closing MRL check recovered below 60%;
		Bromomethane	1.0	UJ	ICV %R was below control limits
		1,1-Dichloroethene	1.1	J	Result was between the MDL and RL
	8270C RE	Hexachloroethane	1.0	R	Hold time exceeded by more than 2x the hold time
		2,4-Dinitrophenol	5.0	R	

Data Verification Summary

Site: Ravenna Army Ammunition Plant
Sampling Event: July 2007
STL Sample Delivery Group: A7G120101
COC#: 117326, 117323, 117321

Date: September 12, 2007
Revision: 0

Sample ID	Method	Analyte	Concentration (µg/L)	Flag	Reason
FWGWBGmw-007c-0495-GW	8270C RE	Benzoic acid	10	R	Hold time exceeded by more than 2x the hold time; LCS recovered below 30%; MS/MSD recovered below control limits
		Hexachlorocyclopentadiene	10	R	
		All other analytes	Various	R	LCS was acceptable in original analysis.
	8270C	2,4-Dinitrophenol	5.0	R	LCS recovered below 30%; surrogate recoveries were below control limits; MS/MSD recoveries were below control limits.
		Benzoic acid	10	R	
		Hexachlorocyclopentadiene	10	R	LCS recovered below 30%; MS/MSD recoveries were below control limits.
		Hexachloroethane	1.0	R	
		2,2-Oxybis(1-chloropropane)	1.0	UJ	LCS recovered below control limits.
		2,4,5-Trichloropheonl	5.0	UJ	Surrogate recoveries were below control limits;
		2,4-Dichlorophenol	1.0	UJ	
		2,4-Dimethylphenol	2.0	UJ	
		2-Chlorophenol	1.0	UJ	
		2-methylphenol	1.0	UJ	
		2-Nitrophenol	2.0	UJ	
		4,6-Dinitro-2-methylphenol	5.0	UJ	
		4-Chloro-3-methylphenol	2.0	UJ	
		4-Methylphenol	1.0	UJ	
		4-Nitrophenol	5.0	UJ	
		Benzyl Alcohol	5.0	UJ	
		Pentachlorophenol	5.0	UJ	
		Phenol	1.0	UJ	
		Bis(2-ethylhexyl)phthalate	2.5	J	Result was between the MDL and RL
FWGWBGmw-009c-0496-GF	6010B	Potassium	837	J	Serial dilution %D was above control limits; Result was between the MDL and RL
	6020	Antimony	0.16	J	Result was between the MDL and RL
		Iron	362	J	Closing MRL recovered above 130%;

Data Verification Summary

Site: Ravenna Army Ammunition Plant
Sampling Event: July 2007
STL Sample Delivery Group: A7G120101
COC#: 117326, 117323, 117321

Date: September 12, 2007
Revision: 0

Sample ID	Method	Analyte	Concentration (µg/L)	Flag	Reason
FWGWBGmw-009c-0496-GW	8081A	Endosulfan I	0.025	UJ	LCS recovered below control limits;
	8330	RDX	9.0	J	Closing MRL recovered above 130%;
	353.2 mod	Nitrocellulose	0.50	UJ	MS recovery was below control limits.
	8082	All Aroclors	0.50	UJ	Surrogate recovery was below control limits.
	8260B	Chloroethane	1.0	UJ	Closing MRL checks recovered below control limits.
		m&p-Xylenes	2.0	UJ	
		o-Xylene	1.0	UJ	
		Total Xylenes	2.0	UJ	
		2-Hexanone	10	R	Closing MRL check recovered below 60%; MS/SMD recovered below control limits.
		Acetone	10	R	
		4-Methyl-2-pentanone	10	UJ	Closing MRL checks recovered below control limits; MS/MSD recovered below control limits;
		Methylene Chloride	2.0	R	Closing MRL check recovered below 60%;
		Bromomethane	1.0	UJ	ICV %R was below control limits
	8270C RE	Hexachloroethane	1.0	R	Hold time exceeded by more than 2x the hold time
		2,4-Dinitrophenol	5.0	R	
		Benzoic acid	10	R	Hold time exceeded by more than 2x the hold time; LCS recovered below 30%; MS/MSD recovered below control limits
		Hexachlorocyclopentadiene	10	R	
		All other analytes	Various	R	LCS was acceptable in original analysis.
	8270C	2,4-Dinitrophenol	5.0	R	LCS recovered below 30%; surrogate recoveries were below control limits; MS/MSD recoveries were below control limits.
		Benzoic acid	10	R	
		Hexachlorocyclopentadiene	10	R	LCS recovered below 30%; MS/MSD recoveries were below control limits.
		Hexachloroethane	1.0	R	

Data Verification Summary

Site: Ravenna Army Ammunition Plant
Sampling Event: July 2007
STL Sample Delivery Group: A7G120101
COC#: 117326, 117323, 117321

Date: September 12, 2007
Revision: 0

Sample ID	Method	Analyte	Concentration (µg/L)	Flag	Reason
FWGWBGmw-009c-0496-GW	8270C	2,2-Oxybis(1-chloropropane)	1.0	UJ	LCS recovered below control limits.

J = Analyte concentration is considered an estimated value.
MDL = Method Detection Limit
RL = reporting limit
MB = Method Blank
LCS = Laboratory Control Sample
MRL = Method Reporting Limit
MS/MSD = Matrix Spike/Matrix Spike Duplicate
U = Analyte is not detected.
R = Result is non-usable
CCV = Continuing calibration Verification
EB = Equipment Rinse Blank
ICV = Initial Calibration Verification
B = Analyte was found in an associated blank
RPD = Relative Percent Difference

VOAs - 8260B

The following QC criteria were reviewed with acceptable results:

- Holding times, preservation, sample handling
- Tuning criteria
- Initial Calibration Criteria including SPCC and CCC compounds
- Internal standard area counts and retention times
- MDL verification criteria
- Surrogate recoveries
- Field duplicate RPD criteria

MRL/QC checks:

- Opening MRL: Acetone %R = 668.3%, Methylene Chloride %R = 663.3%, 4-Methyl-2-pentanone %R = 67.8%, and Bromoform %R = 134.3%.
- The closing MRL had Chloroethane %R = 65%, Acetone %R = 0.0%, Methylene Chloride %R = 52.5%, 4-Methyl-2-pentanone %R = 61.3%, 2-Hexanone %R = 59.5%, m&p-xylenes %R = 67.9%, total xylenes %R = 68.4%, o-xylene %R = 69.5%, and Bromoform %R = 135%.
- There were no detected results for Bromoform; therefore no qualifications were made.
- All chloroethane, m&p-xylenes, o-xylene, total-xylene, and 4-methyl-2-pentanone were qualified estimated "J" for detected results and "UJ" for non-detected results.
- Acetone (based on closing MRL): All samples EXCEPT FWGEQUIPRinse3-0503-GW were qualified rejected "R". Sample FWGEQUIPRinse3-0503-GW detected Acetone; the result was qualified estimated "J".
- Methylene Chloride and 2-Hexanone (based on closing MRL): all results were non-detect and were qualified non-usable "R".

Bromomethane ICV recovery was 79.3%. All results were qualified estimated "UJ".

The CCV %D was above control limits (30%) for several analytes.

- Bromoform %D = 45.7% (pos); RF was acceptable.

- Acetone %D = 52% (pos), Methylene chloride %D = 68.8% (pos), Carbon tetrachloride %D = 25.9% (pos), and 2-Hexanone %D = 24.8% (neg); The average %D was 10.7%.
- No qualifications were made for Carbon tetrachloride and 2-Hexanone since the average %D was less than 20% and %D was less than 30%.
- There were no detected results for Bromoform and Methylene chloride; therefore no qualifications were made. Acetone was detected in sample FWGEQUIPRinse3-0503-GW. The result was qualified estimated "J".

The method blank had acetone detected at 10 ug/L and methylene chloride detected at 5.6ug/L. There were no detected results for methylene chloride therefore no qualifications were made. Sample FWGERQUIPRinse3-0503-GW had acetone qualified "B".

FWGEQUIPRinse2-0502-GW had o-Xylene detected at 0.34 ug/L, m&p-Xylenes detected at 0.54 ug/L, Acetone detected at 7.5 ug/L, 2-Butanone detected at 3.3 ug/L, Benzene detected at 0.31 ug/L, and Toluene detected at 1.3 ug/L. There were no detected results therefore no qualifications were made.

FWGEQUIPRinse3-0503-GW had acetone detected at 1.6 ug/L, with a RL of 10 ug/L. Toluene was detected at 0.18 ug/L, with a RL of 1.0 ug/L. There were no detected results therefore no qualifications were made.

FWGTrip-Team3 detected toluene at 0.19 ug/L with a RL of 1.0 ug/L. There were no detected results therefore no qualifications were made..

FWGTripTeam3-071007 detected toluene at 0.17 ug/L with a RL of 1.0 ug/L. There were no detected results therefore no qualifications were made.

Acetone recovered (191% and 174%) above the control limits (51-157%) in the LCS and LCSD. Bromoform recovered (151% and 143%) above the control limits (72-136%) control limits in the LCS and LCSD. Methylene chloride recovered (168% and 164%) above the control limits (69-118%) in the LCS and LCSD. All Bromoform and Methylene chloride results were non-detect; therefore no qualifications were made. Sample FWGEQUIPRinse3-0503-GW detected acetone and was qualified estimated "J".

Sample FWGBKGmw-013c-0466-GW was the parent MS/MSD sample.

- 2-Hexanone recovered below the LCG control limits (70-130%) in the MS (59%) and in the MSD (59%).
- 4-methyl-2-pentanone recovered below the LCG control limits (70-130%) in the MS (65%) and in the MSD (63%).
- Acetone recovered below the LCG control limits (70-130) in the MS (59%) and in the MSD (69%).
- 2-Butanone recovered above the LCG control limits (70-130) in the MSD (66%).

- Bromoform recovered above the LCG control limits (70-130%) in the MS (137%) and in the MSD (140%).
- 4-methyl-2-pentanone and 2-Hexanone had MRLQC recovery and CCV %Ds outside control limits. All associated results were qualified estimated "J" for detected results and "UJ" for non-detected results.
- Acetone had MRLQC recovery, LCS recovery, and CCV %Ds outside control limits. All associated results were qualified estimated "J" for detected results and "UJ" for non-detected results.
- 2-Butanone did not have any other QC outliers; therefore no qualifications were made.
- Bromoform had CCV %Ds and LCS recovery above control limits. The results were non-detect therefore no qualifications.

Sample FWGLL11mw-DUP4-0500-GW was the field duplicate of FWGLL12mw-007C-0479-GW. Sample FWGBKGmw-DUP1-0497-GW was the field duplicate of FWGBKGmw-020c-0472-GW. The chloromethane field duplicate RPD was 200%. Sample FWGBKGmw-DUP1-0497-GW was qualified estimated "J".

SVOCs- 8270C

The following QC criteria were reviewed with acceptable results:

- Preservation, sample handling
- Tuning criteria
- Initial Calibration criteria including CCC and SPCC compounds
- ICV and CCV criteria
- MRL verification criteria
- Internal standard area counts and retention times

Samples collected 7/10/07 and 7/11/07; prep batch 7194031 extracted on 7/13/07 and prep batch 7208034 extracted on 7/27/07; The results reported from prep batch 7205263 were qualified non-usable "R" since the re-extraction was performed more than 2x the hold time of 7 days.

MDL verification check data for instrument A4HP7 was not provided. No qualifications were made since an evaluation could not be completed.

Prep batch 7192095 method blank had Bis(2-ethylhexyl)phthalate detected at 1.0 ug/L with a RL of 10 ug/L. No qualifications were made since the contamination was less than ½ the MRL.

Prep batch 7194031 method blank detected Bis(2-ethylhexyl)phthalate at 2.1 ug/L with a RL of 10 ug/L. No qualifications were made since the contamination was less than ½ the MRL.

Prep batch 7208034 method blank detected Bis(2-ethylhexyl)phthalate at 1.6 ug/L with a RL of 10 ug/L. No qualifications were made since the contamination was less than ½ the MRL.

Site: Ravenna Army Ammunition Plant
Sampling Event: July 2007
STL Sample Delivery Group: A7G120101 **Date:** September 12, 2007
COC#: 117326, 117323, 117321 **Revision:** 0

FWGEQUIPRinse2-0502-GW (collected 7/10/07) was analyzed in SDG A7G110101. The results were applied to the samples collected on 7/10/07 in this SDG. FWGEQUIPRinse3-0503-GW was collected on 7/11/07.

FWGEQUIPRinse2-0502-GW (in prep batch 7192095):

- benzyl alcohol detected at 1.5 ug/L with a RL of 5.0 ug/L.
- Naphthalene was detected at 0.46 ug/L with a RL of 0.20 ug/L.
- 2-Methylnaphthalene was detected at 0.35 ug/L with a RL of 0.20 ug/L.
- Dimethyl phthalate was detected at 1.0 ug/L with a RL of 1.o ug/L.
- Diethyl phthalate was detected at 2.8 ug/L with a RL of 1.0 ug/L.
- Di-n-butyl phthalate was detected at 0.73 ug/L with a RL of 1.0 ug/L.
- bis(2-ethylhexyl)phthalate was detected at 3.9 ug/L with a RL of 10 ug/L.
- No qualifications were made for benzyl alcohol and bis(2-ethylhexyl)phthalate since the contamination was less than ½ the MRL.
- There were no detected results for di-n-butyl phthalate, naphthalene, 2-methylnaphthalene, dimethyl phthalate, and diethyl phthalate.
-

FWGEQUIPRinse2-0502-GW (prep batch 7205263):

- benzyl alcohol detected at 1.2 ug/L with a RL of 5.0 ug/L.
- Naphthalene was detected at 0.44 ug/L with a RL of 0.20 ug/L.
- 2-Methylnaphthalene was detected at 0.29 ug/L with a RL of 0.20 ug/L.
- Dimethyl phthalate was detected at 0.84 ug/L with a RL of 1.o ug/L.
- Diethyl phthalate was detected at 2.4 ug/L with a RL of 1.0 ug/L.
- Di-n-butyl phthalate was detected at 0.69 ug/L with a RL of 1.0 ug/L.
- bis(2-ethylhexyl)phthalate was detected at 1.1 ug/L with a RL of 10 ug/L.
- No qualifications were made for benzyl alcohol and bis(2-ethylhexyl)phthalate since the contamination was less than ½ the MRL.
- There were no detected results for di-n-butyl phthalate, naphthalene, 2-methylnaphthalene, dimethyl phthalate, and diethyl phthalate. The result in sample FWGLL12mw-153c-0480-GW was qualified "B".

FWGEQUIPRinse3-0503-GW (in prep batch 7194031) had bis(2-ethylhexyl)phthalate detected at 2.3 ug/L with a RL of 10 ug/L. No qualifications were made for bis(2-ethylhexyl)phthalate since the contamination was less than ½ the MRL.

FWGEQUIPRinse3-0503-GW (in prep batch 7208034) had bis(2-ethylhexyl)phthalate detected at 6.0 ug/L with a RL of 10 ug/L. Samples FWGBKGmw-013c-0466-GW, FWGBKGmw-DUP1-0497-GW, FWGLL11mw-002c-0478-GW, FWGLL11mw-007c-0479-GW, FWGLL11mw-DUP5-0500-GW, FWGLL3mw-238c-0490-GW, FWGLL3mw-242c-0491-GW, FWGWBGmw-006c-0494-GW, FWGWBGmw-007c-0495-GW, and FWGWBGmw-009c-0496-GW were qualified "B".

Site: Ravenna Army Ammunition Plant
Sampling Event: July 2007
STL Sample Delivery Group: A7G120101 **Date:** September 12, 2007
COC#: 117326, 117323, 117321 **Revision:** 0

Prep batch 7194031 LCS had 2,2-oxybis(1-chloropropane) recovered at 46%, control limits 50-150; 2,4-Dinitrophenol recovered at 20%, control limits 29-146; Benzoic acid recovered at 0%, control limits 30-136%. Hexachlorocyclopentadiene recovered at 13%, control limits 30-115%. Hexachloroethane recovered at 24%, control limits 30-120%. All associated 2,4-Dinitrophenol, Benzoic acid, Hexachlorocyclopentadiene, and Hexachloroethane results were qualified non-usable "R". 2,2-oxybis(1-chloropropane) results were qualified estimated "UJ".

Prep batch 7208034 LCS had 2,4-Dinitrophenol recovered at 18%, control limits 29-146; Benzoic acid recovered at 17%, control limits 30-136%. Hexachlorocyclopentadiene recovered at 9.5%, control limits 30-115%. . All associated results were qualified non-usable "R".

Sample FWGBKGmw-013c-0466-GW was the parent MS/MSD sample.

MS/MSD recoveries for prep batch 7194031:

- Benzoic acid recovered below the LCG control limits in the MS (0%) and MSD (0%).
- 2,4-Dinitrophenol recovered below the LCG control limits but within the lab control limits (14-138%) in the MS (26%) and MSD (28%).
- 3,3'-Dichlorobenzidine recovered below the LCG control limits but within the lab limits (19-111%) in the MS (42%) and MSD (42%).
- Hexachloroethane recovered below the LCG control limits but within the lab control limits (28-94%) in the MS (42%) and MSD (37%).
- Hexachlorocyclopentadiene recovered below the LCG control limits but within the lab limits (10-98%) in the MS (20%) and MSD (25%).
- Phenol recovered below the LCG control limits but within the lab limits (10-116%) in the MSD (43%).
- 2-Chlorophenol recovered below the LCG control limits in the MSD (32%) and the RPD was 55%.
- 2-Nitrophenol recovered below the LCG control limits in the MSD (43%).
- Hexachlorobutadiene recovered below the LCG control limits but within the lab limits (35-118%) in the MSD (43%).
- Hexachlorocyclopentadiene, 2,4-Dinitrophenol, Hexachloroethane, and benzoic acid also had LCS recovery failures. All hexachlorocyclopentadiene, 2,4-Dinitrophenol, and Hexachloroethane were qualified estimated "UJ". Benzoic acid results were qualified non-usable "R".
- There were no other QC outliers for 3,3'-Dichlorobenzidine, 2-Chlorophenol, 2-Nitrophenol, Hexachlorobutadiene, and phenol; therefore no qualifications were made.

MS/MSD recoveries for prep batch 7208034:

- 1,2,4-Trichlorobenzene recoverd below the LCG control limits but within the lab limits (22-110%) in the MS (44%) and MSD (4%).
- 1,2-Dichlorobenzene recovered below the LCG control limits but within the lab limits (43-112%) in the MS (43%) and MSD (42%).

- 1,3-Dichlorobenzene recovered below the LCG control limits but within the lab limits (35-114%) in the MS (39%) and MSD (38%).
- 1,4-Dichlorobenzene recovered below the LCG control limits but within the lab limits (32-98%) in the MS (39%) and MSD (38%).
- 2,4-Dimethylphenol recovered below the LCG control limits but within the lab limits (28-109%) in the MS (41%) and MSD (38%).
- 3,3'-Dichlorobenzidine recovered below the LCG control limits but within the lab limits (19-111%) in the MS (40%) and MSD (33%).
- Hexachlorobutadiene recovered below the LCG control limits but within the lab limits (35-118%) in the MS (33%) and MSD (33%).
- Hexachloroethane recovered below the LCG control limits but within the lab control limits (28-94%) in the MS (30%) and MSD (29%).
- Hexachlorocyclopentadiene recovered below the LCG control limits but within the lab limits (10-98%) in the MS (13%) and MSD (11%).
- Hexachlorocyclopentadiene also had LCS recovery failures. All hexachlorocyclopentadiene results were qualified estimated "UJ".
- There were no other QC outliers for 1,2,4-Trichlorobenzene, 1,2-Dichlorobenzene, 1,3-Dichlorobenzene, 1,4-Dichlorobenzene, 2,4-Dimethylphenol, 3,3'-Dichlorobenzidine, hexachlorobutadiene, and hexachloroethane; therefore no qualifications were made.

Surrogate recoveries for prep batch 7194031:

- Samples FWGWBGmw-009c-0496-GW (35%), FWGBKGmw-020c-0472-GW (29%), FWGBKGmw-DUP1-0497-GW (27%), FGWLL11mw-007c-0479-GW (25%), FWGWBGmw-006c-0494-GW (30%), FWGLL3mw-238c-0490-GW (38%), FWGLL3mw-242c-0491-GW (42%), FWGBKGmw-013c-0466-GW (32%), FWGLL11mw-002c-0478-GW (43%), and FWGEQUIPRinse3-0503-GW (42%) had 2-fluorophenol recover below control limits in the original analyses. No qualifications were made because LCG (Attachment A "Data Validation Guidelines, Section 2.10) allows one surrogate failure without qualification.
- FWGLL11mw-DUP4-0500-GW had 2-fluorbiphenyl (45%), phenol-d5 (47%), 2-Fluorophenol (30%) recover below control limits. FWGBKGmw-010c-0464-GW had 2-fluorobiphenyl (45%), phenol-d5 (47%), and 2-fluorophenol (31%) recover below control limits. FWGWBGmw-007c-0495-GW had phenol-d5 (49%) and 2-fluorophenol (15%) recover below control limits. All associated results were qualified estimated "J" for detected results and "UJ" for non-detected results.

Surrogate recoveries for prep batch 7208034:

- FWGEQUIPRinse3-0503-GW (36%), FWGLL1mw-007c-0479-GW (32%), FWGLL11mw-DUP4-0500-GW (19%), FWGBKGmw-010c-0464-GW (30%), FWGLL3mw-242c-0491-GW (43%), FWGWBGmw-007c-0495-GW (40%), FWGBKGmw-013c-0466-GW (34%), had 2-Fluorophenol recover below control limits in the re-extracted analyses. No qualifications were made because LCG (Attachment A

"Data Validation Guidelines, Section 2.10) allows one surrogate failure without qualification.

- FWGWBGmw-009c-0496-GW had 2-fluorophenol (14%) and phenol-d5 (48%) recover below control limits. FWGBKGmw-DUP1-0497-GW had 2-fluorophenol (18%) and phenol-d5 (48%) recover below control limits. FWGLL11mw-002c-0478-GW had phenol-d5 (42%) and 2-fluorophenol (14%) recover below control limits. All associated results were qualified estimated "J" for detected results and "UJ" for non-detected results.
- FWGBKGmw-020c-0472-GW had Nitrobenzene-d5 (47%), 2-fluorobiphenyl (47%), phenol-d5 (42%), and 2-fluorophenol (17%) recover below control limits. FWGWBGmw-006c-0494-GW had Nitrobenzene-d5 (46%), 2-fluorobiphenyl (46%), phenol-d5 (40%), and 2-fluorophenol (13%) recover below control limits. FWGLL3mw-238c-0490-GW had Nitrobenzene-d5 (47%), 2-fluorobiphenyl (47%), phenol-d5 (42%), and 2-fluorophenol (17%) recover below control limits. All associated results were qualified estimated "J" for detected results and "UJ" for non-detected results.

Sample FWGLL11mw-DUP4-0500-GW was the field duplicate of FWGLL12mw-007C-0479-GW. Sample FWGBKGmw-DUP1-0497-GW was the field duplicate of FWGBKGmw-020c-0472-GW. Bis(2-ethylhexyl)phthalate RPD was 200% for samples FWGBKGmw-DUP1-0497-GW and FWGBKGmw-020c-0472-GW. The field duplicate result was qualified estimated "J" in batch 7208034.

Pesticides- 8081

The following QC criteria were reviewed with acceptable results:

- Holding times, preservation, sample handling
- Initial Calibration criteria
- DDT and Endrin breakdown criteria
- Retention time criteria
- The method blank was free from contamination
- Equipment Rinse was free from contamination
- Second Column confirmation criteria
- Field Duplicate RPD criteria

FWGLL3mw-238c-0490-GW had elevated reporting limits due to matrix interference.

MDL verification check data for instrument a2hp3 was not provided. No qualifications were made since an evaluation could not be completed.

MRL check on instrument A2hp3:

- 7/21/07 @ 0038 had delta BHC %R was 142% on front column and 175% on back column. There were no detected results; therefore no qualifications were made.

- 7/21 @ 0419 – delta BHC %R was 152.6% on front column. The back column had delta-BHC recover at 187%, endosulfan I recover at 130.7%, Endosulfan II recover at 134.6%, Endrin aldehyde recover at 134.2%, Methoxychlor recover at 144.6%, and Endrin ketone recover at 141%. There were no detected results; therefore no qualifications were made.

CCVs

- 7/20 @ 1855 front column – 1 of the individual peaks %D were less than 15% (neg). The average %D across all 5 peaks was 13.04%; no qualifications were made.
- 7/20 @ 1855 back column – 3 of the individual peaks %D were less than 15% (neg). The average %D across all 5 peaks was 15.9%; No qualifications were made since the results were reported from the front column.
- 7/21 @ 0014 back column – alpha-BHC (21.7%), gamma-BHC (21.9%), Heptachlor (21.7%), Aldrin (16.9%) Heptachlor epoxide (21.2%), gamma-chlordane (18.1%), alpha-chlordane (17.9%), Endosulfan I (21.9%), Dieldrin (20%), Endosulfan II (19.5%), 4,4'-DDT (16%), Edrin aldehyde (23.3%), Endosulfan sulfate (18.6%), Methoxychlor (20.2%), and endrin ketone (25.4%) recovered greater than 15% D. The average %D was 18.4%. No qualifications were made since the results were reported from the front column.
- 7/21 @ 0354 back column – All analytes recovered greater than 15% D (pos). The average %D was 31.9%. No qualifications were made since the results were reported from the front column.
- 7/16 @ 2231 front column – All analytes recovered greater than 15% D (pos). The average %D was 42.5%. Sample FWGBKGmw-010c-0464-GW had delta-BHC and alpha-chlordane detected. FWGLL11mw-002c-0478-GW had beta-BHC detected. The results were qualified estimated "J". All other results were non-detect; therefore no qualifications were made.
- 7/16 @ 2231 back column – all analytes %Ds were greater than 15% (pos). The average %D was 40.4%. Sample FWGBKGmw-010c-0464-GW had delta-BHC and alpha-chlordane detected. FWGLL11mw-002c-0478-GW had beta-BHC detected. The results were qualified estimated "J". All other results were non-detect; therefore no qualifications were made.
- 7/17 @ 0537 back column – 2 of the individual peaks %D were less than 15% (neg). The average %D across all 5 peaks was 12%; no qualifications were made.
- 7/17 @ 0622 front column – All analytes recovered greater than 15% D (pos). The average %D was 55.3%. Sample FWGBKGmw-010c-0464-GW had delta-BHC and alpha-chlordane detected. FWGLL11mw-002c-0478-GW had beta-BHC detected. The results were qualified estimated "J". All other results were non-detect; therefore no qualifications were made.
- 7/17 @ 0622 back column – All analytes recovered greater than 15% D (pos). The average %D was 51%. Sample FWGBKGmw-010c-0464-GW had delta-BHC and alpha-

chlordane detected. FWGLL11mw-002c-0478-GW had beta-BHC detected. The results were qualified estimated "J". All other results were non-detect; therefore no qualifications were made.

4,4'-DDD recovered above the control limits (50-137) in the LCS (152%). All the results were non-detect; therefore no qualifications were made. Endosulfan I recovered below control limits (50-160) in the LCS (48%). All results were qualified estimated "UJ".

4,4-DDD' was above control limits (30-150%) in the MS (150%) and MSD (147%). No qualifications were made since there were no detected results.

Sample FWGLL3mw-238c-0490-GW had DBC recover at 28%. All associated results were qualified estimated "J" for detected results and "UJ" for non-detected results.

PCBs- 8082

The following QC criteria were reviewed with acceptable results:

- Holding times, preservation, sample handling
- Initial Calibration criteria
- Retention time criteria
- ICV and CCV criteria
- The method blank was free from contamination
- Equipment Rinse was free from contamination
- MRL Level Verification criteria
- Field Duplicate RPD criteria
- MS/MSD percent recoveries and RPD values criteria
- LCS/LCSD percent recoveries and RPD value criteria
- Second Column confirmation criteria

MDL verification check data was not provided. No qualifications were made since an evaluation could not be completed.

Surrogate DCB recovered below control limits in samples FWGWBGmw-009c-0496-GW (43%), FWGBKGmw-DUP1-0497-GW (49%), FWGLL3mw-283c-0490-GW (34%), FWGBKGmw-013c-0466-GW (45%), and FWGLL11mw-002c-0478-GW (33%). All associated results were qualified estimated "UJ".

Explosives- 8330

The following QC criteria were reviewed with acceptable results:

- Holding times, preservation
- Initial Calibration Criteria
- Retention time criteria
- ICV and CCV criteria

- The method blank was free from contamination
- LCS/LCSD percent recoveries and RPD value criteria
- MS/MSD percent recoveries and RPD values criteria
- Field Duplicate RPD criteria

4-Nitrotoluene appears to not have been spiked into MRL checks or CCVs on 8/1 and 8/2 of LC9; No qualifications were made since an evaluation could not be completed.

MDL verification check data for instrument LC9 was not provided. No qualifications were made since an evaluation could not be completed.

RDX %D was 31% in the 7/30/07 @ 0507 MRL and 32% in the 7/30/07 @ 1637 MRL check. A MDL check was performed on 7/31/07 @ 1722; Sample FWGWBGmw-009c-0496-GW was qualified estimated "J".

A filter blank was also analyzed since sample FWGLL3mw-238c-0490-GW. The sample was filtered prior to extraction due to the presence of excessive sediment. The filter blank detected 1,3,5-Trinitrobenzene at 0.048 ug/L. The contamination was less than ½ the MRL; no qualifications were made.

FWGEQUIPRinse3-0503-GW had PETN detected at 0.62 ug/L and Nitrobenzene detected at 0.16 ug/L. There were no detected results for Nitroglycerin and 2,4,6-TNT therefore no qualifications were made. Samples FWGLL3mw-283c-0490-GW, FWGWBGmw-007c-0495-GW nitrobenzene results were qualified "B".

FWGEQUIPRinse3-0503-GW Nitrobenzene result could not be confirmed on a second column due to matrix interferences on the confirmation column. The result was qualified estimated "J".

Nitroguanidine- 8330M

The following QC criteria were reviewed with acceptable results:

- Holding times, preservation, sample handling
- Initial Calibration criteria
- Retention time criteria
- MRL level verification criteria
- MDL verification criteria
- ICV and CCV criteria
- The method blank was free from contamination
- Equipment Rinse was free from contamination
- LCS/LCSD percent recoveries and RPD value criteria
- MS/MSD percent recoveries and RPD values criteria
- Field Duplicate RPD criteria
- Second Column confirmation criteria

Site: Ravenna Army Ammunition Plant
Sampling Event: July 2007
STL Sample Delivery Group: A7G120101 **Date:** September 12, 2007
COC#: 117326, 117323, 117321 **Revision:** 0

There were QC outliers noted.

Metals - 6010B

The following QC criteria were reviewed with acceptable results:

- Holding times, preservation, sample handling
- Initial Calibration criteria
- ICV and CCV criteria
- Interference Check Sample (ICSAB) criteria
- LCS/LCSD percent recoveries and RPD value criteria
- MS/MSD percent recoveries and RPD values criteria
- Post Digestion spike criteria
- MDL Verification criteria
- Field duplicate criteria

Blanks:

ICB:

- Calcium was detected at 3.7 ug/L with a RL of 1000 ug/L.
- Magnesium was detected at 8.0 ug/L with a RL of 1000 ug/L.
- Manganese was detected at 0.1 ug/L with a RL of 10 ug/L.
- Potassium was detected at 151 ug/L with a RL of 1000 ug/L.
- Sodium was detected at –510 ug/L with a RL of 1000 ug/L.
- Vanadium was detected at 0.9 ug/L with a RL of 10 ug/L.
- For all analytes, the contamination was less than ½ the RL. Therefore no qualifications were made.

CCB:

- Barium was detected in all CCBs between 0.3 and 0.4 ug/L with a RL of 10 ug/L.
- Calcium was detected in all CCBs EXCEPT CCB3 between 3.5 and 7.3 ug/L with a RL of 1000 ug/L.
- Chromium was detected in CCBs 6 and 7 at 0.9 ug/L with a RL of 5 ug/L.
- Copper was detected in CCB6 (1.2 ug/L) with a RL of 5 ug/L.
- Magnesium was detected in all CCBs between 3.7 and 12.4 ug/L with a RL of 1000 ug/L.
- Manganese was detected in all 5 CCBs between 0.2 and 0.5 ug/L with a RL of 10 ug/L.
- Potassium was detected all 7 CCBs between 147 and 159 ppb with a RL of 1000 ppb.
- Vanadium was detected in 4 of the 5 CCBs at between 0.5 and 0.9 ug/L with a RL of 10 ug/L.
- The contamination was less than ½ the RL; therefore no qualifications were made. Selenium was detected in CCB1 (-3.0 ug/L) with a RL of 5 ug/L.
- Sodium was detected in CCB1 (-660 ug/L), CCB2 (-490 ug/L), CCB3 (-400 ug/L), CCB4 (-640 ug/L), CCB5 (-420 ug/L), and CCB6 (-330 ug/L) with a RL of 1000 ug/L. No

qualifications were made since the LCG doesn't specifically address negative blank values.
- Lead was detected in CCB3 (1.3 ug/L), CCB6 (1.1 ug/L), and CCB8 (1.6 ug/L) with a RL of 3 ug/L. There were no detected results; therefore no qualifications were made.

Method Blank:
- Calcium was detected at 118 ug/L with a RL of 1000 ug/L.
- Potassium was detected at 145 ug/L with a RL of 1000ppb.
- There were no qualifications made since the MB values were less than ½ the MRL.

Equipment Rinse:
- FWGEQUIPRinse3-0503-GW: Manganese was detected at 0.34 ug/L with a RL of 10 ug/L. Potassium was detected at 150 ug/L with a RL of 1000 ug/L. The contamination was less than ½ MRL; therefore no qualifications were made. Aluminum was detected at 25.1 ug/L with a RL of 50 ug/L. Samples FWGBKGmw-010c-0464-GF and FWGLL3mw-238c-0490-GF were qualified "B".

Potassium serial dilution %D was greater than 10%. All associated results were qualified estimated "J".

Metals – 6020
The following QC criteria were reviewed with acceptable results:
- Holding times, preservation, sample handling
- Internal standard and tune criteria
- Initial Calibration criteria
- ICV and CCV criteria
- MDL Level Verification criteria
- Interference Check Sample (ICSAB) criteria
- LCS/LCSD percent recoveries and RPD value criteria
- MS/MSD percent recoveries criteria
- Post Digestion Spike criteria
- Serial Dilution criteria
- Field duplicate criteria

Aluminum closing (157.6%) MRL and Iron closing (133.3%) MRL recovered above control limits. Aluminum was detected in samples FWGLL3mw-238c-0490-GF, FWGBKGmw-010c-0464-GF, FWGLL11mw-002c-0478-GF, and FWGEQUIPRinse3-0503-GF and qualified estimated "J".

Iron closing (133.3%) MRL recovered above control limits. Iron was detected in all samples EXCEPT FWGEQUIPRinse3-0503-GW. Iron was qualified estimated "J".

Site: Ravenna Army Ammunition Plant
Sampling Event: July 2007
STL Sample Delivery Group: A7G120101 **Date:** September 12, 2007
COC#: 117326, 117323, 117321 **Revision:** 0

Blanks:

ICB:

- Aluminum was detected at 37.9 ug/L with a RL of 50 ug/L.
- Antimony was detected at 0.18 ug/L with a RL of 2 ug/L.
- Beryllium was detected at 0.015 ug/L with a RL of 1 ug/L.
- Iron was detected at 7.4 ug/L with a RL of 20 ug/L.
- For all analytes, the contamination was less than ½ the RL. Therefore no qualifications were made.

CCB

- Aluminum was detected in CCB1 (2.8 ug/L), CCB2 (-9.8 ug/L), and CCB3 (-12 ug/L) with a RL of 50 ug/L.
- Antimony was detected in CCB1 (0.19 ug/L) and CCB2 (0.12 ug/L) with a RL of 2 ug/L.
- Iron was detected in CCB1 (6.2 ug/L) and CCB2 (3.8 ug/L) with a RL of 20 ug/L.
- Thallium was detected in CCB1 at 0.082 ug/L with a RL of 1 ug/L.
- The contamination was less than ½ the RL; therefore no qualifications were made.

Method Blank

- Zinc was detected at 2.7 ug/L with a RL of 10 ppb.
- There were no qualifications made since the MB values were less than ½ the MRL.
- Iron was detected at 15.7ug/L with a RL of 20 ug/L. Samples FWGBKGmw-010c-0464-GF and FWGLL3mw-242c-0491-GF were qualified "B"

Equipment Rinse:

- FWGEQUIPRinse3-0503-GW: Aluminum was detected at 25.1 ug/L with a RL of 50 ug/L. Samples FWGBKGmw-010c-0464-GF and FWGLL3mw-238c-0490-GF were qualified "B".

Mercury - 7470A

The following QC criteria were reviewed with acceptable results:

- Holding times, preservation, sample handling
- Initial Calibration criteria
- ICV and CCV criteria
- ICB and CCBs were free from contamination
- The method blank was free from contamination
- Equipment Rinse was free from contamination
- MDL and MRL Verification criteria
- LCS/LCSD percent recoveries and RPD value criteria
- MS/MSD percent recoveries and RPD values criteria
- Field Duplicate RPD criteria

Site: Ravenna Army Ammunition Plant
Sampling Event: July 2007
STL Sample Delivery Group: A7G120101
COC#: 117326, 117323, 117321

Date: September 12, 2007
Revision: 0

There were QC outliers noted.

Nitrocellulose - 353.2

The following QC criteria were reviewed with acceptable results:

- Holding times, preservation, sample handling
- Sample preparation criteria
- Initial Calibration criteria
- ICV and CCV criteria
- The method blank was free from contamination
- Equipment Rinse was free from contamination
- MRL Level Verification criteria
- ICB and CCBs were free from contamination
- LCS/LCSD percent recoveries and RPD value criteria
- Nitrocellulose assay criteria

Nitrocellulose recovered below the LCG control limits in the MS (38%) and MSD (32%). All results were qualified estimated "J" for detected results and "UJ" for non-detected results.

Sample FWGLL11mw-DUP4-0500-GW was the field duplicate of FWGLL12mw-007C-0479-GW. The field RPD was 200%. Sample FWGLL11mw-DUP4-0500-GW was qualified estimated "J".

Sample FWGBKGmw-DUP1-0497-GW was the field duplicate of FWGBKGmw-020c-0472-GW. The Field RPDs were acceptable.

Cyanide- 9012

The following QC criteria were reviewed with acceptable results:

- Holding times, preservation, sample handling
- Initial Calibration criteria
- ICV and CCV criteria
- MDL and MRL Verification Check criteria
- Method Blank was free from contamination
- Equipment Rinse was free from contamination
- LCS/LCSD percent recoveries and RPD value criteria
- MS/MSD percent recoveries and RPD values criteria
- Field duplicate RPD criteria

There were no QC exceptions noted.

Data Verification Summary

Site: Ravenna Army Ammunition Plant
Sampling Event: July 2007
STL Sample Delivery Group: A7G120101
COC#: 117326, 117323, 117321

Date: September 12, 2007
Revision: 0

Data Validator:
Date: Heather Medley 9/15/07

Senior Data Validator: Erik Corbin for Karla Thaxton
Date: 9/15/07

Ravenna, OH Data Review Checklist

Project Number: 030240.0006.05
Sample Event: July 2007
Data Reviewer/Date: Heather Medley/September 10, 2007

SDG: A7G120101 R0
Analysis: SW846 8260B

Review Questions:	Yes	No	N/A	Comments	Qual/Criteria
1. Did Chain-of-Custody information agree with laboratory report?	✓			COC#: 117326, 117323, 117321;	
2. Were samples preserved properly and received in good condition?	✓			15 Coolers were received between 1.3 and 5.1°C.	QAPP Table 4-2, NELAC
3. Were holding times met?	✓			Samples collected 7/10/07 and 7/11/07 and analyzed on 7/18/07.	QAPP Table 4-2 J/UJ/R
4. Were sample storage requirements met?	✓				QAPP Table 4-2
5. Were QAPP specified PQLs achieved?	✓				QAPP Table 3.3
6. Were all QAPP-specified target analytes reported?	✓				QAPP Table 3-3
7. Was the GC/MS system tuned with bromofluorobenzene (BFB)?	✓				LCG Table 1
8. Was the criteria met during each 12 hour shift (prior to ICAL and Cal Ver.)?	✓			6/20/07 @ 0806, 7/18/07 @ 0903	SW846 8260B 7.3.1
9. Did the initial calibration curve consist of 5 concentration levels?	✓			6/20/07 Instrument A3UX11 stds – 5, 10, 25, 50, 100, 200 ng on column	LCG Table 1 R
10. Did the Calibration Check Compounds (CCCs) (see Table 1 below) relative standard deviations (%RSD) ≤ 30%?	✓				LCG Table 1 R
11. Were the minimum response factors (RFs) for the System Performance Check Compounds (SPCCs) (see Table 2 below) met?	✓				LCG Table 1
12. Were all other target analytes ≤ 15% RSD? OR Was the average RSD ≤ 15%? Was a different calibration option used?	✓			Acetone and Methylene Chloride used a weighted linear curve.	LCG Table 1 15% <RSD< 20% = J/UJ
13. If a linear regression curve was used, was the correlation coefficient r≥0.99?	✓			All correlation coefficients were ≥0.99. No qualifications were made since the correlation coefficients were acceptable.	LCG Table 1 R<0.99=-J/R
14. Was a MDL Level Verification performed once per quarter with all target analytes detected?	✓			7/9/07 @ 0930	LCG Table 1 R
15. Was a MRL Level Verification run at the beginning and end of every daily sequence or every 12 hours?	✓			7/18/07 @ 1029 and 1929	LCG Table 1

Ravenna, OH Data Review Checklist

Project Number: 030240.0006.05
Sample Event: July 2007
Data Reviewer/Date: Heather Medley/September 10, 2007

SDG: A7G120101 R0
Analysis: SW846 8260B

Review Questions:	Yes	No	N/A	Comments	Qual/Criteria
16. Were the QC/MRL recoveries 70-130%?		✓		Opening MRL: Acetone %R = 668.3%, Methylene Chloride %R = 663.3%, 4-Methyl-2-pentanone %R = 67.8%, and Bromoform %R = 134.3%. The closing MRL had Chloroethane %R = 65%, Acetone %R = 0.0%, Methylene Chloride %R = 52.5%, 4-Methyl-2-pentanone %R = 61.3%, 2-Hexanone %R = 59.5%, m&p-xylenes %R = 67.9%, total xylenes %R = 68.4%, o-xylene %R = 69.5%, and Bromoform %R = 135%. There were no detected results for Bromoform; therefore no qualifications were made. All chloroethane, m&p-xylenes, o-xylene, total-xylene, and 4-methyl-2-pentanone were qualified estimated "J" for detected results and "UJ" for non-detected results. Acetone (based on closing MRL): All samples EXCEPT FWGEQUIPRinse3-0503-GW were qualified rejected "R". Sample FWGEQUIPRinse3-0503-GW detected Acetone; the result was qualified estimated "J". Methylene Chloride and 2-Hexanone (based on closing MRL): all results were non-detect and were qualified non-usable "R".	LCG Table 1 >130%=J; 70-60%=J/UJ; <60%=J/R
17. Was a second source verification (ICV) analyzed after the ICAL? Were results 80-120%?		✓		6/20/07 @ 1133; Bromomethane %R = 79.3%; all results were qualified estimated "UJ"	LCG Table 1 >120%=J; 60-80%=J/UJ; <60%=J/R
18. Was a CCV run every 12 hours?	✓			7/18/07 @ 0942	LCG Table 1
19. Did the CCCs have a %Difference < 20%?	✓				LCG Table 1
20. Were the minimum RFs for the SPCCs within limits?	✓			Bromoform %D = 45.7% (pos); RF was acceptable.	LCG Table 1
21. Was the average of all target analytes ≤ 20%D with a maximum D for each target analyte ≤30%?		✓		Acetone %D = 52% (pos), Methylene chloride %D = 68.8% (pos), Carbon tetrachloride %D = 25.9% (pos), and 2-Hexanone %D = 24.8% (neg); The average %D was 10.7%. No qualifications were made for Carbon tetrachloride and 2-Hexanone since the average %D was less than 20% and %D was less than 30%.	LCG Table 1 Avg D>20% and D>30% =R; Avg %D<20% and D>30% =J D>30% (neg) = J/R

Ravenna, OH Data Review Checklist

Project Number: 030240.0006.05
Sample Event: July 2007
Data Reviewer/Date: Heather Medley/September 10, 2007

SDG: A7G120101 R0
Analysis: SW846 8260B

Review Questions:	Yes	No	N/A	Comments	Qual/Criteria
				There were no detected results for Bromoform and Methylene chloride; therefore no qualifications were made. Acetone was detected in sample FWGEQUIPRinse3-0503-GW. The result was qualified estimated "J".	D>30% (pos) = J
22. Were the internal standards added to every sample?	✓				LCG Table 1
23. Were the retention times for all IS compounds within ±30 seconds from the RT of the mid-point standard in the ICAL?	✓				LCG Table 1 R
24. Was the EICP area between -50% and +100% of the ICAL mid-point standard?	✓				LCG Table 1 R
25. Was a method blank prepared and analyzed with each batch?	✓				LCG Table 1
26. Were target analytes detected in the method blank at >1/2 the MRL?	✓			The method blank had acetone detected at 10 ug/L and methylene chloride detected at 5.6ug/L. There were no detected results for methylene chloride therefore no qualifications were made. Sample FWGERQUIPRinse3-0503-GW had acetone qualified "B".	LCG Table 1 <5/10X =B
27. Was a field blank (equipment and/or trip) collected and analyzed?	✓			FWGEQUIPRinse2-0502-GW (collected 7/10/07) was analyzed in SDG A7G110101. The results were applied to the samples collected on 7/10/07 in this SDG. FWGEQUIPRinse3-0503-GW was collected on 7/11/07.	
28. Were target analytes detected in the field blank analyses >1/2 the MRL?		✓		FWGEQUIPRinse2-0502-GW had o-Xylene detected at 0.34 ug/L, m&p-Xylenes detected at 0.54 ug/L, Acetone detected at 7.5 ug/L, 2-Butanone detected at 3.3 ug/L, Benzene detected at 0.31 ug/L, and Toluene detected at 1.3 ug/L. There were no detected results therefore no qualifications were made. FWGEQUIPRinse3-0503-GW had acetone detected at 1.6 ug/L, with a RL of 10 ug/L. Toluene was detected at 0.18 ug/L, with a RL of 1.0 ug/L. There were no detected results therefore no qualifications were made. FWGTrip-Team3 detected toluene at 0.19 ug/L with a RL of 1.0 ug/L. There were no detected results therefore no qualifications were made..	<5/10X =B

Ravenna, OH Data Review Checklist

Project Number: 030240.0006.05
Sample Event: July 2007
Data Reviewer/Date: Heather Medley/September 10, 2007

SDG: A7G120101 R0
Analysis: SW846 8260B

Review Questions:	Yes	No	N/A	Comments	Qual/Criteria
				FWGTripTeam3-071007 detected toluene at 0.17 ug/L with a RL of 1.0 ug/L. There were no detected results therefore no qualifications were made.	
29. Was a field duplicate analyzed?	✓			Sample FWGLL11mw-DUP4-0500-GW was the field duplicate of FWGLL12mw-007C-0479-GW. Sample FWGBKGmw-DUP1-0497-GW was the field duplicate of FWGBKGmw-020c-0472-GW.	
30. Were the Field duplicates RPDs within ±30%?		✓		The chloromethane field duplicate RPD was 200%. Sample FWGBKGmw-DUP1-0497-GW was qualified estimated "J".	QAPP Table 3-2 RPD >30=J
31. Was a LCS prepared and analyzed with each batch?	✓			An LCSD was analyzed and reported;	LCG Table 1
32. Were the LCS recoveries within limits specified in Appendix C of the LCG?		✓		Acetone recovered (191% and 174%) above the control limits (51-157%) in the LCS and LCSD. Bromoform recovered (151% and 143%) above the control limits (72-136%) control limits in the LCS and LCSD. Methylene chloride recovered (168% and 164%) above the control limits (69-118%) in the LCS and LCSD. All Bromoform and Methylene chloride results were non-detect; therefore no qualifications were made. Sample FWGEQUIPRinse3-0503-GW detected acetone and was qualified estimated "J".	LCG Appendix C >UL=J; 30%-LL=J/UJ; <30%=J/R
33. Was a MS/MSD prepared with each batch?	✓				LCG Table 1
34. Was the MS/MSD parent sample a Ravenna sample?	✓			Sample FWGBKGmw-013c-0466-GW was the parent.	
35. Were MS/MSD recoveries 70-130% and RPD values ≤20%?		✓		2-Hexanone recovered below the LCG control limits (70-130%) in the MS (59%) and in the MSD (59%). 4-methyl-2-pentanone recovered below the LCG control limits (70-130%) in the MS (65%) and in the MSD (63%). Acetone recovered below the LCG control limits (70-130) in the MS (59%) and in the MSD (69%). 2-Butanone recovered above the LCG control limits (70-130) in the MSD (66%). Bromoform recovered above the LCG control limits (70-130%) in the MS (137%) and in the MSD (140%).	LCG Table 1 Pj

Ravenna, OH Data Review Checklist

Project Number: 030240.0006.05
Sample Event: July 2007
Data Reviewer/Date: Heather Medley/September 10, 2007

SDG: A7G120101 R0
Analysis: SW846 8260B

Review Questions:	Yes	No	N/A	Comments	Qual/Criteria
				4-methyl-2-pentanone and 2-Hexanone had MRLQC recovery and CCV %Ds outside control limits. All associated results were qualified estimated "J" for detected results and "UJ" for non-detected results. Acetone had MRLQC recovery, LCS recovery, and CCV %Ds outside control limits. All associated results were qualified estimated "J" for detected results and "UJ" for non-detected results. 2-Butanone did not have any other QC outliers; therefore no qualifications were made. Bromoform had CCV %Ds and LCS recovery above control limits. The results were non-detect therefore no qualifications.	
36. Were surrogate recoveries 50-150%?	✓				LCG Table 1 >150%=J; 10% -50%=J/UJ; <10%=J/R
37. Were reported sample concentrations within calibration range?	✓				
38. Were laboratory-generated Quality Control Exception Reports issued? If yes, summarize contents.		✓			
39. Were lab comments included in report? If yes, summarize contents.	✓			*Comments in case narrative on the MS/MSD recoveries and LCS recoveries.*	

References:

Louisville Chemistry Guidelines (LCG), USACE June 2002 version 5; Section I "Chemical Analysis Criteria" Table 1 and Attachment A "Data Validation Guidelines:

Final Quality Assurance Project Plan (QAPP) Addendum for the Facility-Wide Groundwater Monitoring Program Ravenna Army Ammunition Plant, Ravenna, OH, Portage Environmental September 2004

NELAC Quality Systems revision 16, July 12, 2002, Chapter 5 section 5.5.8.3.1.a.1 "temperatures just above freezing up to 6C shall be acceptable". This criterion has been used in the validation of acceptable temperatures.

Additional Comments:

Ravenna, OH Data Review Checklist

Project Number: 030240.0006.05
Sample Event: July 2007
Data Reviewer/Date: Heather Medley/September 10, 2007

SDG: A7G120101 R0
Analysis: SW846 8260B

Table1- CCCs

Analyte
1,1-Dichloroethene
Chloroform
1,2-Dichloropropane
Toluene
Ethylbenzene
Vinyl chloride

Table 2- SPCCs

Analyte	Minimum RF
Chloromethane	0.10
1,1-Dichlorethane	0.10
Bromoform	0.10
Chlorobenzene	0.30
1,1,2,2-Tetrachloroethane	0.30

Ravenna, OH Data Review Checklist

Project Number: 030240.0006.05
Sample Event: July 2007
Data Reviewer/Date: Heather Medley/September 11, 2007

SDG: A7G120101 R0
Analysis: SW846 8270C (including PAH's)

Review Questions:	Yes	No	N/A	Comments	Qual/Criteria
1. Did Chain-of-Custody information agree with laboratory report?	✓			COC#: 117326, 117323, 117321;	
2. Were samples preserved properly and received in good condition?	✓			15 Coolers were received between 1.3 and 5.1°C.	QAPP Table 4-2
3. Were samples extracted using the correct preparation, clean-up methods?	✓				QAPP Table 4-2
4. Were samples extracted within required holding times (7 days - water)?		✓		Samples collected 7/10/07 and 7/11/07; prep batch 7194031 extracted on 7/13/07 and prep batch 7208034 extracted on 7/27/07; The results reported from prep batch 7205263 were qualified non-usable "R" since the re-extraction was performed more than 2x the hold time of 7 days.	QAPP Table 4-2 J/UJ/R
5. Were samples analyzed within required holding times (40 days after extraction)?	✓			Samples analyzed on 7/24/07, 7/30/07, and 7/31/07.	QAPP Table 4-2 J/UJ/R
6. Were sample storage requirements met?	✓				QAPP Table 4-2
7. Were QAPP specified PQLs achieved?	✓				QAPP Table 3-4 and 3-6
8. Were all QAPP-specified target analytes reported?	✓				QAPP Table 3-4 and 3-6
9. Was the GC/MS system tuned with decafluorotriphenylphosphine (DFTPP)?	✓				LCG Table 2
10. Were the criteria met during each 12 hour shift?	✓			A4HP7: 7/23/07 @ 1432, 7/24/07 @ 0906, 7/30/07 @ 0902 A4HP8: 7/25/07 @ 1613, 7/30/07 @ 1011, 7/31/07 @ 1028	LCG Table 2
11. Did the initial calibration curve consist of 5 concentration levels, with the low standard near but above the MDL?	✓			Instrument A4HP7, ICAL 7/23/07 Instrument A4HP8, ICAL 7/25/07 stds = 0.05, 0.25, 0.50, 1.0, 2.5, 5.0, 7.5, 10.0, 12.5 ng on column	LCG Table 2 R
12. Did the Calibration Check Compounds (CCCs) (see Table 1 below) relative standard deviation (%RSD) ≤ 30%?	✓			A4HP7: Pentachlorophenol used a quadratic curve	LCG Table 2 R
13. Were the minimum response factors (RFs) for the System Performance Check Compounds (SPCCs) (see Table 2 below) met?	✓			A4HP7: 2,4-Dinitrophenol and 4-Nitrophenol used quadratic curves. A4HP8: 2,4-Dinitrophenol used a quadratic curve.	LCG Table 2 R
14. Was each target analyte <15 % RSD, or was the average RSD <15%?	✓			A4HP7: 2-Nitrophenol, Benzoic acid, Hexachlorocyclopentadiene, Acenaphthene, Fluorene, 4-Nitroaniline, and 4,6-Dinitro-2-methylphenol used quadratic curves. A4HP8: Benzoic acid, Hexachlorocyclopentadiene, and Benzo(b)fluoranthene,	LCG Table 2 15% <RSD< 30% = J/UJ

Review Questions:	Yes	No	N/A	Comments	Qual/Criteria
				used quadratic curves.	
15. If a different calibration option was used, was the correlation coefficient (r^2) or coefficient of determination (COD) (r) ≥0.99?	✓			A4HP7: All r^2's were greater than 0.99. No qualifications made since the coefficient of determinations were within criteria. A4HP8: All r^2's were greater than 0.99. No qualifications made since the coefficient of determinations were within criteria.	LCG Table 2 r<0.99=-J/R
16. Was a MDL Level Verification performed once per quarter with all target analytes detected?			✓	A4HP7: MDL verification check data was not provided. No qualifications were made since an evaluation could not be completed. A4HP8: 6/6/07 @ 1335, 1354, and 1418	LCG Table 2 R
17. Was a MRL Level Verification run at the beginning and end of the sequence or every 12 hours?	✓			A4HP7: 7/24/07 @ 1133 and 2025; 7/30/07 @ 0940 and 1717 A4HP8: 7/30/07 @ 1049 and 2105; 7/31/07 @ 1105 and 1834	LCG Table 2
18. Were the QC/MRL recoveries 70-130%?	✓				LCG Table 2 >130%=J; 50-70%=J/UJ; <50%=J/R
19. Was a second source (ICV) verification analyzed after the ICAL? Were results 70-130%?	✓			A4HP7: 7/23/07 @ 1814 A4HP8: 7/25/07 @ 1937	LCG Table 2 >130%=J; 50-70%=J/UJ; <50%=J/R
20. Was a CCV analyzed every 12 hours?	✓			A4HP7: 7/24/07 @ 0925, 7/30/07 @ 0921 A4HP8: 7/30/07 @ 1030, 7/31/07 @ 1046	LCG Table 2
21. Was the percent difference (% D) for the CCCs ≤ 20%? (see Table 1) (% drift if regression fit model used)	✓				LCG Table 2
22. Were the minimum RFs for the SPCCs met? (see Table 2)	✓				LCG Table 2
23. Was the %Difference or %Drift ≤20% for all target analytes? OR was the average %D ≤20% with no individual analyte ≥30%D?	✓				LCG Table 2 Avg D>20% and D>30% =R; Avg %D<20% and D>30% =J D>30% (neg) = J/R D>30% (pos) = J
24. Were the internal standards added to every sample?	✓				LCG Table 2

Ravenna, OH Data Review Checklist

Project Number: 030240.0006.05
Sample Event: July 2007
Data Reviewer/Date: Heather Medley/September 11, 2007

SDG: A7G120101 R0
Analysis: SW846 8270C (including PAH's)

Review Questions:	Yes	No	N/A	Comments	Qual/Criteria
25. Were the retention times for all IS compounds within ±30 seconds from the RT of the mid-point ICAL std?	✓				LCG Table 2 R
26. Did the areas of all IS compounds vary by no more than -50% to +100% from the ICAL EICP area?	✓				LCG Table 2 R
27. Was a method blank prepared and analyzed with each batch?	✓				LCG Table 2
28. Were all target analytes in the method blank <1/2 the MRL?	✓			**Prep batch 7194031** - Bis(2-ethylhexyl)phthalate was detected at 2.1 ug/L with a RL of 10 ug/L. No qualifications were made since the contamination was less than ½ the MRL. **Prep batch 7208034** – Bis(2-ethylhexyl)phthalate was detected at 1.6 ug/L with a RL of 10 ug/L. No qualifications were made since the contamination was less than ½ the MRL.	LCG Table 2 <5/10x blank = B
29. Was a field blank collected and analyzed?	✓			FWGEQUIPRinse2-0502-GW (collected 7/10/07) was analyzed in SDG A7G110101. The results were applied to the samples collected on 7/10/07 in this SDG. FWGEQUIPRinse3-0503-GW was collected on 7/11/07.	
30. Were all target analytes in the field blank analysis <1/2 the MRL?	✓			**prep batch 7192095** - FWGEQUIPRinse2-0502-GW had benzyl alcohol detected at 1.5 ug/L with a RL of 5.0 ug/L. Naphthalene was detected at 0.46 ug/L with a RL of 0.20 ug/L. 2-Methylnaphthalene was detected at 0.35 ug/L with a RL of 0.20 ug/L. Dimethyl phthalate was detected at 1.0 ug/L with a RL of 1.o ug/L. Diethyl phthalate was detected at 2.8 ug/L with a RL of 1.0 ug/L. Di-n-butyl phthalate was detected at 0.73 ug/L with a RL of 1.0 ug/L. bis(2-ethylhexyl)phthalate was detected at 3.9 ug/L with a RL of 10 ug/L. No qualifications were made for benzyl alcohol and bis(2-ethylhexyl)phthalate since the contamination was less than ½ the MRL. There were no detected results for di-n-butyl phthalate, naphthalene, 2-methylnaphthalene, dimethyl phthalate, and diethyl phthalate. **prep batch 7205263** - FWGEQUIPRinse2-0502-GW had benzyl alcohol detected at 1.2 ug/L with a RL of 5.0 ug/L. Naphthalene was detected at 0.44 ug/L with a RL of 0.20 ug/L. 2-Methylnaphthalene was detected at 0.29 ug/L with a RL of 0.20 ug/L. Dimethyl phthalate was detected at 0.84 ug/L with a RL of 1.o ug/L. Diethyl phthalate was detected at 2.4 ug/L with a RL of 1.0 ug/L. Di-n-butyl phthalate was detected at 0.69 ug/L with a RL of 1.0 ug/L. bis(2-ethylhexyl)phthalate was detected at 1.1 ug/L with a RL of 10 ug/L. No qualifications were made for benzyl alcohol and bis(2-ethylhexyl)phthalate	<5/10x blank = B

Review Questions:	Yes	No	N/A	Comments	Qual/Criteria
				since the contamination was less than ½ the MRL. There were no detected results for di-n-butyl phthalate, naphthalene, 2-methylnaphthalene, dimethyl phthalate, and diethyl phthalate. **prep batch 7194031** – FWGEQUIPRinse3-0503-GW had bis(2-ethylhexyl)phthalate detected at 2.3 ug/L with a RL of 10 ug/L. No qualifications were made for bis(2-ethylhexyl)phthalate since the contamination was less than ½ the MRL. **prep batch 7208034** – FWGEQUIPRinse3-0503-GW had bis(2-ethylhexyl)phthalate detected at 6.0 ug/L with a RL of 10 ug/L. Samples FWGBKGmw-013c-0466-GW, FWGBKGmw-DUP1-0497-GW, FWGLL11mw-002c-0478-GW, FWGLL11mw-007c-0479-GW, FWGLL11mw-DUP5-0500-GW, FWGLL3mw-238c-0490-GW, FWGLL3mw-242c-0491-GW, FWGWBGmw-006c-0494-GW, FWGWBGmw-007c-0495-GW, and FWGWBGmw-009c-0496-GW were qualified "B".	
31. Was a field duplicate analyzed?	✓			Sample FWGLL11mw-DUP4-0500-GW was the field duplicate of FWGLL12mw-007C-0479-GW. Sample FWGBKGmw-DUP1-0497-GW was the field duplicate of FWGBKGmw-020c-0472-GW.	
32. Were the field duplicate RPDs ≤30%?	✓			Bis(2-ethylhexyl)phthalate RPD was 200% for samples FWGBKGmw-DUP1-0497-GW and FWGBKGmw-020c-0472-GW. The field duplicate result was qualified estimated "J" in batch 7208034.	QAPP Table 3-2 RPD >30=J
33. Was an LCS prepared and analyzed with each batch?	✓				LCG Table 2
34. Were the LCS recoveries within limits specified in LCG Appendix C?		✓		**Prep batch 7194031** – 2,2-oxybis(1-chloropropane) recovered at 46%, control limits 50-150; 2,4-Dinitrophenol recovered at 20%, control limits 29-146; Benzoic acid recovered at 0%, control limits 30-136%. Hexachlorocyclopentadiene recovered at 13%, control limits 30-115%. Hexachloroethane recovered at 24%, control limits 30-120%. All associated 2,4-Dinitrophenol, Benzoic acid, Hexachlorocyclopentadiene, and Hexachloroethane results were qualified non-usable "R". 2,2-oxybis(1-chloropropane) results were qualified estimated "UJ". **Prep batch 7208034** –2,4-Dinitrophenol recovered at 18%, control limits 29-146; Benzoic acid recovered at 17%, control limits 30-136%. Hexachlorocyclopentadiene recovered at 9.5%, control limits 30-115%. . All associated results were qualified non-usable "R".	LCG Appendix C >UL=J; 30%-LL=J/UJ; <30%=J/R
35. Was a MS/MSD pair prepared with each batch?	✓				LCG Table 2

Review Questions:	Yes	No	N/A	Comments	Qual/Criteria
36. Was the MS/MSD parent sample a Ravenna sample?	✓			Sample FWGBKGmw-013c-0466-GW was the parent.	
37. Were MS/MSD recoveries 45-135% and RPD value ≤40%?		✓		**Prep batch 7194031** – Benzoic acid recovered below the LCG control limits in the MS (0%) and MSD (0%). 2,4-Dinitrophenol recovered below the LCG control limits but within the lab control limits (14-138%) in the MS (26%) and MSD (28%). 3,3'-Dichlorobenzidine recovered below the LCG control limits but within the lab limits (19-111%) in the MS (42%) and MSD (42%). Hexachloroethane recovered below the LCG control limits but within the lab control limits (28-94%) in the MS (42%) and MSD (37%). Hexachlorocyclopentadiene recovered below the LCG control limits but within the lab limits (10-98%) in the MS (20%) and MSD (25%). Phenol recovered below the LCG control limits but within the lab limits (10-116%) in the MSD (43%). 2-Chlorophenol recovered below the LCG control limits in the MSD (32%) and the RPD was 55%. 2-Nitrophenol recovered below the LCG control limits in the MSD (43%). Hexachlorobutadiene recovered below the LCG control limits but within the lab limits (35-118%) in the MSD (43%). Hexachlorocyclopentadiene, 2,4-Dinitrophenol, Hexachloroethane, and benzoic acid also had LCS recovery failures. All hexachlorocyclopentadiene, 2,4-Dinitrophenol, and Hexachloroethane were qualified estimated "UJ". Benzoic acid results were qualified non-usable "R". There were no other QC outliers for 3,3'-Dichlorobenzidine, 2-Chlorophenol, 2-Nitrophenol, Hexachlorobutadiene, and phenol; therefore no qualifications were made. **Prep batch 7208034** – 1,2,4-Trichlorobenzene recoverd below the LCG control limits but within the lab limits (22-110%) in the MS (44%) and MSD (4%). 1,2-Dichlorobenzene recovered below the LCG control limits but within the lab limits (43-112%) in the MS (43%) and MSD (42%). 1,3-Dichlorobenzene recovered below the LCG control limits but within the lab limits (35-114%) in the MS (39%) and MSD (38%). 1,4-Dichlorobenzene recovered below the LCG control limits but within the lab limits (32-98%) in the MS (39%) and MSD (38%). 2,4-Dimethylphenol recovered below the LCG control limits but within the lab limits (28-109%) in the MS (41%) and MSD (38%). 3,3'-Dichlorobenzidine recovered below the LCG control limits but within the lab limits (19-111%) in the MS (40%) and MSD (33%). Hexachlorobutadiene recovered below the LCG control limits but within the lab limits (35-118%) in the MS (33%) and MSD (33%). Hexachloroethane recovered below the LCG control limits but within the lab control limits (28-94%) in the MS (30%) and MSD (29%). Hexachlorocyclopentadiene	LCG Table 2 Pj

Review Questions:	Yes	No	N/A	Comments	Qual/Criteria
				recovered below the LCG control limits but within the lab limits (10-98%) in the MS (13%) and MSD (11%). Hexachlorocyclopentadiene also had LCS recovery failures. All hexachlorocyclopentadiene results were qualified estimated "UJ". There were no other QC outliers for 1,2,4-Trichlorobenzene, 1,2-Dichlorobenzene, 1,3-Dichlorobenzene, 1,4-Dichlorobenzene, 2,4-Dimethylphenol, 3,3'-Dichlorobenzidine, hexachlorobutadiene, and hexachloroethane; therefore no qualifications were made.	
38. Were surrogate recoveries within 50-150%?		✓		**Prep batch 7194031** – Samples FWGWBGmw-009c-0496-GW (35%), FWGBKGmw-020c-0472-GW (29%), FWGBKGmw-DUP1-0497-GW (27%), FGWLL11mw-007c-0479-GW (25%), FWGWBGmw-006c-0494-GW (30%), FWGLL3mw-238c-0490-GW (38%), FWGLL3mw-242c-0491-GW (42%), FWGBKGmw-013c-0466-GW (32%), FWGLL11mw-002c-0478-GW (43%), and FWGEQUIPRinse3-0503-GW (42%) had 2-fluorophenol recover below control limits in the original analyses. No qualifications were made because LCG (Attachment A "Data Validation Guidelines, Section 2.10) allows one surrogate failure without qualification. FWGLL11mw-DUP4-0500-GW had 2-fluorbiphenyl (45%), phenol-d5 (47%), 2-Fluorophenol (30%) recover below control limits. FWGBKGmw-010c-0464-GW had 2-fluorobiphenyl (45%), phenol-d5 (47%), and 2-fluorophenol (31%) recover below control limits. FWGWBGmw-007c-0495-GW had phenol-d5 (49%) and 2-fluorophenol (15%) recover below control limits. All associated results were qualified estimated "J" for detected results and "UJ" for non-detected results. **Prep batch 7208034** – FWGEQUIPRinse3-0503-GW (36%), FWGLL1mw-007c-0479-GW (32%), FWGLL11mw-DUP4-0500-GW (19%), FWGBKGmw-010c-0464-GW (30%), FWGLL3mw-242c-0491-GW (43%), FWGWBGmw-007c-0495-GW (40%), FWGBKGmw-013c-0466-GW (34%), had 2-Fluorophenol recover below control limits in the re-extracted analyses. No qualifications were made because LCG (Attachment A "Data Validation Guidelines, Section 2.10) allows one surrogate failure without qualification. FWGWBGmw-009c-0496-GW had 2-fluorophenol (14%) and phenol-d5 (48%) recover below control limits. FWGBKGmw-DUP1-0497-GW had 2-fluorophenol (18%) and phenol-d5 (48%) recover below control limits. FWGLL11mw-002c-0478-GW had phenol-d5 (42%) and 2-fluorophenol (14%) recover below control limits. All associated results were qualified estimated	LCG Table 2 >150%=J; 10% -50%=J/UJ; <10%=J/R

Project Number: 030240.0006.05
Sample Event: July 2007
Data Reviewer/Date: Heather Medley/September 11, 2007

SDG: A7G120101 R0
Analysis: SW846 8270C (including PAH's)

Review Questions:	Yes	No	N/A	Comments	Qual/Criteria
				"J" for detected results and "UJ" for non-detected results. FWGBKGmw-020c-0472-GW had Nitrobenzene-d5 (47%), 2-fluorobiphenyl (47%), phenol-d5 (42%), and 2-fluorophenol (17%) recover below control limits. FWGWBGmw-006c-0494-GW had Nitrobenzene-d5 (46%), 2-fluorobiphenyl (46%), phenol-d5 (40%), and 2-fluorophenol (13%) recover below control limits. FWGLL3mw-238c-0490-GW had Nitrobenzene-d5 (47%), 2-fluorobiphenyl (47%), phenol-d5 (42%), and 2-fluorophenol (17%) recover below control limits. All associated results were qualified estimated "J" for detected results and "UJ" for non-detected results.	
39. Were reported sample concentrations within calibration range?	✓				
40. Were laboratory-generated Quality Control Exception Reports issued? If yes, summarize contents.		✓			
41. Were lab comments included in report? If yes, summarize contents.	✓				

References:

Louisville Chemistry Guidelines (LCG), USACE June 2002 version 5; Section I "Chemical Analysis Criteria" Table 2 and Attachment A "Data Validation Guidelines:

Final Quality Assurance Project Plan (QAPP) Addendum for the Facility-Wide Groundwater Monitoring Program Ravenna Army Ammunition Plant, Ravenna, OH, Portage Environmental September 2004

NELAC Quality Systems revision 16, July 12, 2002, Chapter 5 section 5.5.8.3.1.a.1 "temperatures just above freezing up to 6C shall be acceptable". This criterion has been used in the validation of acceptable temperatures.

Additional Comments:

Ravenna, OH Data Review Checklist

Project Number: 030240.0006.05
Sample Event: July 2007
Data Reviewer/Date: Heather Medley/September 11, 2007

SDG: A7G120101 R0
Analysis: SW846 8270C (including PAH's)

Table 1: CCCs

Base / Neutral Compunds	Acid Compounds
Acenaphthalene	4-Chloro-3-methylphenol
1,4-Dichlorobenzene	2,4-Dichlorophenol
Hexachlorobutadiene	2-Nitrophenol
N-Nitrosodiphehylamine	Phenol
Di-n-octylphthalate	Pentachlorophenol
Fluoroanthene	2,4,6-Trichlorophenol
Benzo(a)pyrene	

(All analytes if CCCs not included in standard)

Table 2: SPCCs

N-Nitroso-di-n-propylamine	0.050
Hexachlorocyclopentadiene	0.050
2,4-Dinitrophenol	0.050
4-Nitrophenol	0.050

Ravenna, OH Data Review Checklist

Project Number: 030240.0006.05
Sample Event: July 2007
Data Reviewer/Date: Heather Medley/ September 11, 2007

SDG: A7G120101 R0
Analysis: SW846 8081

Review Questions:	Yes	No	N/A	Comments	Qual/Criteria
1. Did Chain-of-Custody information agree with laboratory report?	✓			COC#: 117326, 117323, 117321;	
2. Were samples preserved properly and received in good condition?	✓			15 Coolers were received between 1.3 and 5.1°C.	QAPP Table 4-2, NELAC
3. Were holding times met?	✓			Samples collected 7/11/07, extracted on 7/12//07, and analyzed on 7/16/07, 7/17/07, and 7/21/07.	QAPP Table 4-2 J/UJ/R
4. Were sample storage requirements met?	✓				QAPP Table 4-2
5. Were QAPP specified PQLs achieved?		✓		FWGLL3mw-238c-0490-GW had elevated reporting limits due to matrix interference.	QAPP Table 3-5
6. Were all QAPP-specified target analytes reported?	✓				QAPP Table 3-5
7. Was a DDT standard analyzed every 12 hours? Was the DDT %breakdown < 15%?	✓			A2hp3: 7/19/07 @ 1113, 7/20/07 @ 2349 and 7/21/07 @ 0330 A2hp9: 7/16/07 @ 0757; 7/16/07 @ 2209 and 7/17/07 @ 0559	LCG Table 4 >15%=J/R
8. Was an endrin standard analyzed every 12 hours? Was endrin %breakdown <15%?	✓			A2hp3: 7/19/07 @ 1113, 7/20/07 @ 2349 and 7/21/07 @ 0330 A2hp9: 7/16/07 @ 0757; 7/16/07 @ 2209 and 7/17/07 @ 0559	LCG Table 4 >15%=J/R
9. Does the initial calibration curve consist of 5 concentration levels?	✓			Instrument a2hp3; ICAL on 7/17/07 (tox standards) and 7/19/07 (AB standards); Instrument a2hp9: ICAL on 7/16/07 (tox and AB standards) and 7/17/07 (tox standards) Stds = 0.005, 0.01, 0.025, 0.05, 0.1, 0.20	LCG Table 4 R
10. Were the %RSDs for each analyte ≤ 20%? OR was the average %RSD ≤ 20% with the r^2 >0.990?	✓			A2hp3 7/19/07 ICAL - Delta-BHC used a linear curve on the front and back columns.	LCG Table 4 RSD>20% or r<0.99=J/R
11. Was a blank run prior to the initial calibration?	✓				
12. Was a MDL Level Verification performed once per quarter with all target analytes detected?	✓			A2hp9: 6/8/07 @ 0943 MDL verification check data for instrument a2hp3 was not provided. No qualifications were made since an evaluation could not be completed.	LCG Table 4 R
13. Was a MRL Verification performed at the beginning and end of the sequence or every 12 hours with results 70-130%?		✓		A2hp3: 7/21 @ 0038 and 0419 A2hp9: 7/16/07 @ 2254 and 7/17/07 @ 0644 7/21 @ 0038 – delta BHC %R was 142% on front column and 175% on back column. There were no detected results; therefore no qualifications were made. 7/21 @ 0419 – delta BHC %R was 152.6% on front column. The back column	LCG Table 4 >130%=J; 65-70%%=J/UJ; <65%=J/R

Project Number: 030240.0006.05
Sample Event: July 2007
Data Reviewer/Date: Heather Medley/ September 11, 2007

SDG: A7G120101 R0
Analysis: SW846 8081

Review Questions:	Yes	No	N/A	Comments	Qual/Criteria
				had delta-BHC recover at 187%, endosulfan I recover at 130.7%, Endosulfan II recover at 134.6%, Endrin aldehyde recover at 134.2%, Methoxychlor recover at 144.6%, and Endrin ketone recover at 141%. There were no detected results; therefore no qualifications were made.	
14. Was a second source (ICV) verification analyzed after the ICAL? Were results 85-115%?	✓			A2hp3: 7/19/07 @ 1432 A2hp9: 7/16/07 @ 1418	LCG Table 4 >115%=J; 80-85%=J/UJ; <80%=J/R
15. Was a CCV run every 12 hours?	✓			A2hp3: 7/20/07 @ 1855 (tox), 7/21/07 @ 0014, 0354 A2hp9: 7/16/07 @ 2231, 7/17/07 @ 0537 (tox), 0622	LCG Table 4
16. Was the %D for all target analytes ≤15%? OR was the average %D ≤ 15% with no individual analyte >30%?		✓		7/20 @ 1855 front column – 1 of the individual peaks %D were less than 15% (neg). The average %D across all 5 peaks was 13.04%; no qualifications were made. 7/20 @ 1855 back column – 3 of the individual peaks %D were less than 15% (neg). The average %D across all 5 peaks was 15.9%; No qualifications were made since the results were reported from the front column. 7/21 @ 0014 back column – alpha-BHC (21.7%), gamma-BHC (21.9%), Heptachlor (21.7%), Aldrin (16.9%) Heptachlor epoxide (21.2%), gamma-chlordane (18.1%), alpha-chlordane (17.9%), Endosulfan I (21.9%), Dieldrin (20%), Endosulfan II (19.5%), 4,4'-DDT (16%), Edrin aldehyde (23.3%), Endosulfan sulfate (18.6%), Methoxychlor (20.2%), and endrin ketone (25.4%) recovered greater than 15% D. The average %D was 18.4%. No qualifications were made since the results were reported from the front column. 7/21 @ 0354 back column – All analytes recovered greater than 15% D (pos). The average %D was 31.9%. No qualifications were made since the results were reported from the front column. 7/16 @ 2231 front column – All analytes recovered greater than 15% D (pos). The average %D was 42.5%. Sample FWGBKGmw-010c-0464-GW had delta-BHC and alpha-chlordane detected. FWGLL11mw-002c-0478-GW had beta-BHC detected. The results were qualified estimated "J". All other results were non-detect; therefore no qualifications were made. 7/16 @ 2231 back column – all analytes %Ds were greater than 15% (pos). The average %D was 40.4%. Sample FWGBKGmw-010c-0464-GW had delta-BHC and alpha-chlordane detected. FWGLL11mw-002c-0478-GW had beta-BHC detected. The results were qualified estimated "J". All other results were non-	LCG Table 4 D>30% (neg) =J/R D>30% (pos) = J

Project Number: 030240.0006.05
Sample Event: July 2007
Data Reviewer/Date: Heather Medley/ September 11, 2007

SDG: A7G120101 R0
Analysis: SW846 8081

Review Questions:	Yes	No	N/A	Comments	Qual/Criteria
				detect; therefore no qualifications were made. 7/17 @ 0537 back column – 2 of the individual peaks %D were less than 15% (neg). The average %D across all 5 peaks was 12%; no qualifications were made. 7/17 @ 0622 front column – All analytes recovered greater than 15% D (pos). The average %D was 55.3%. Sample FWGBKGmw-010c-0464-GW had delta-BHC and alpha-chlordane detected. FWGLL11mw-002c-0478-GW had beta-BHC detected. The results were qualified estimated "J". All other results were non-detect; therefore no qualifications were made. 7/17 @ 0622 back column – All analytes recovered greater than 15% D (pos). The average %D was 51%. Sample FWGBKGmw-010c-0464-GW had delta-BHC and alpha-chlordane detected. FWGLL11mw-002c-0478-GW had beta-BHC detected. The results were qualified estimated "J". All other results were non-detect; therefore no qualifications were made.	
17. Was a method blank prepared and analyzed with each batch?	✓				LCG Table 4
18. Were target analytes < ½ the MRL?	✓				LCG Table 4 <5x=B
19. Was an equipment blank collected and analyzed?	✓			FWGEQUIPRinse3-0503-GW was collected on 7/11/07.	
20. Were target analytes in the field blank analyses (equipment) <1/2 the MRL?	✓				<5x =B
21. Was an LCS prepared and analyzed with each batch?	✓			Only a LCS is required	LCG Table 4
22. Were the LCS recoveries within limits specified in LCG Appendix C?		✓		4,4'-DDD recovered above the control limits (50-137) in the LCS (152%). All the results were non-detect; therefore no qualifications were made. Endosulfan I recovered below control limits (50-160) in the LCS (48%). All results were qualified estimated "UJ".	LCG Appendix C >UL=J; 30%-LL=J/UJ; <30%=J/R
23. Was a MS/MSD pair prepared with each batch?	✓				LCG Table 4
24. Was the MS/MSD parent sample a Ravenna sample?	✓			Sample FWGBKGmw-013c-0466-GW was the parent.	

Ravenna, OH Data Review Checklist

Project Number: 030240.0006.05
Sample Event: July 2007
Data Reviewer/Date: Heather Medley/ September 11, 2007

SDG: A7G120101 R0
Analysis: SW846 8081

Review Questions:	Yes	No	N/A	Comments	Qual/Criteria
25. Were MS/MSD recoveries 40-140% and RPD ≤20%?		✓		4,4-DDD' was above control limits (30-150%) in the MS (150%) and MSD (147%). No qualifications were made since there were no detected results.	QAPP Table 3-2 Pj
26. Were surrogate recoveries 50-150%?		✓		Sample FWGLL3mw-238c-0490-GW had DBC recover at 28%. All associated results were qualified estimated "J" for detected results and "UJ" for non-detected results.	LCG Table 4 >150%=J; 10% -50%=J/UJ; <10%=J/R
27. Was a field duplicate analyzed? Were the RPDs ≤30%?	✓			Sample FWGLL11mw-DUP4-0500-GW was the field duplicate of FWGLL12mw-007C-0479-GW. Sample FWGBKGmw-DUP1-0497-GW was the field duplicate of FWGBKGmw-020c-0472-GW.	QAPP Table 3-2 RPD >30=J
28. Were all positive results verified by a second column confirmation? Were the RPD's ≤ 40?	✓				LCG Table 4 >40 RPD=J
29. Were reported sample concentrations within calibration range?	✓				
30. Were laboratory-generated Quality Control Exception Reports issued? If yes, summarize contents.		✓			
31. Were lab comments included in report? If yes, summarize contents.	✓				

References:

Louisville Chemistry Guidelines (LCG), USACE June 2002 version 5; Section I "Chemical Analysis Criteria" Table 4 and Attachment A "Data Validation Guidelines:

Final Quality Assurance Project Plan (QAPP) Addendum for the Facility-Wide Groundwater Monitoring Program Ravenna Army Ammunition Plant, Ravenna, OH, Portage Environmental September 2004

NELAC Quality Systems revision 16, July 12, 2002, Chapter 5 section 5.5.8.3.1.a.1 "temperatures just above freezing up to 6C shall be acceptable". This criterion has been used in the validation of acceptable temperatures.

Additional Comments:

Ravenna, OH Data Review Checklist

Project Number: 030240.0006.05
Sample Event: July 2007
Data Reviewer/Date: Heather Medley/September 5, 2007

SDG: A7G110101 R0
Analysis: SW846 8082

Review Questions:	Yes	No	N/A	Comments	Qual/Criteria
1. Did Chain-of-Custody information agree with laboratory report?	✓			COC#: 117326, 117323, 117321;	
2. Were samples preserved properly and received in good condition?	✓			15 Coolers were received between 1.3 and 5.1°C.	QAPP Table 4-2
3. Were holding times met?	✓			Samples collected 7/10/07 and 7/11/07, extracted on 7/13/07, and analyzed on 7/16/07.	QAPP Table 4-2 J/UJ/R
4. Were sample storage requirements met?	✓				QAPP Table 4-2
5. Were QAPP specified PQLs achieved?	✓				QAPP Table 3-5
6. Were all QAPP-specified target analytes reported?	✓				QAPP Table 3-5
7. Does the initial calibration curve consist of 5 concentration levels of Aroclors 1016 and 1260?	✓			Instrument a2hp11; ICAL on 6/27/07 Stds = 0.05, 0.1, 0.2, 0.5, 1.0, 2.0	LCG Table 3 R
8. Was the % RSD ≤ 20%? Were the r^2s >0.990?	✓				LCG Table 3 RSD>20% or r<0.99= J/R
9. Was a MDL Level Verification performed once per quarter? Were all target analytes detected?			✓	MDL verification check data was not provided. No qualifications were made since an evaluation could not be completed.	LCG Table 3 R
10. Was a MRL Level Verification performed at the beginning and end of the sequence or every 12 hours? Were the results 70-130%	✓			7/16/07 @ 1409 and 1917	LCG Table 3 >130%=J; 65-70%=J/UJ; <65%=J/R
11. Was a second source (ICV) verification performed after the ICAL? Were results 85-115%?	✓			6/27/07 @ 2347; Aroclor-1016 peak average was 5.9%. Aroclor-1260 peak average was 12.2%. There were no detected results; therefore no qualifications were made,	LCG Table 3 >115%=J; 80-85%=J/UJ; <80%=J/R
12. Were single standards of the other five Aroclors run to aid in pattern recognition and to determine a single point calibration factor?	✓				Method 8082 Section 5.6.2
13. Was a CCV run every 12 hours?	✓			7/16/07 @ 1353 and 1901	LCG Table 3

Ravenna, OH Data Review Checklist

Project Number: 030240.0006.05
Sample Event: July 2007
Data Reviewer/Date: Heather Medley/September 5, 2007

SDG: A7G110101 R0
Analysis: SW846 8082

Review Questions:	Yes	No	N/A	Comments	Qual/Criteria
14. Was the % D ≤ 15 % for each analyte or the average %D across all analytes ≤ 15% with a maximum %D for each target analyte ≤30%?	✓				LCG Table 3 D>30% (neg) =J/R D>30% (pos) =J
15. Was a method blank prepared and analyzed with each batch?	✓				LCG Table 5
16. Were target analytes <1/2 the MRL?	✓				LCG Table 5 <5x = B
17. Was an equipment blank collected and analyzed?	✓			FWGEQUIPRinse2-0502-GW (collected 7/10/07) was analyzed in SDG A7G110101. The results were applied to the samples collected on 7/10/07 in this SDG. FWGEQUIPRinse3-0503-GW was collected on 7/11/07.	
18. Were target analytes in the field blank analyses (equipment) <1/2 the MRL?	✓				<5x = B
19. Was an LCS prepared and analyzed with each batch?	✓				LCG Table 3
20. Were the LCS recoveries within limits specified in LCG Appendix C?	✓				LCG Appendix C >UL=J; LL-30%=J/UJ; <30%=J/R
21. Was a MS/MSD pair prepared with each batch?	✓				LCG Table 3
22. Was the MS/MSD parent sample a Ravenna sample?	✓			Sample FWGBKGmw-013c-0466-GW was the parent.	
23. Were MS/MSD recoveries 40-140% and RPD ≤20%?	✓				QAPP Table 3-2 Pj
24. Was the surrogate spiked into all samples?	✓				
25. Were surrogate recoveries 50-150%?		✓		Surrogate DCB recovered below control limits in samples FWGWBGmw-009c-0496-GW (43%), FWGBKGmw-DUP1-0497-GW (49%), FWGLL3mw-283c-0490-GW (34%), FWGBKGmw-013c-0466-GW (45%), and FWGLL11mw-002c-0478-GW (33%). All associated results were qualified estimated "UJ"	LCG Table 3 >150%=J; 10-50%=J/UJ; <10%=R
26. Was a field duplicate analyzed? Were the RPDs <30%?	✓			Sample FWGLL11mw-DUP4-0500-GW was the field duplicate of FWGLL12mw-007C-0479-GW. Sample FWGBKGmw-DUP1-0497-GW was the field duplicate of FWGBKGmw-020c-0472-GW.	QAPP Table 3-2 RPD >30=J

Ravenna, OH Data Review Checklist

Project Number: 030240.0006.05
Sample Event: July 2007
Data Reviewer/Date: Heather Medley/September 5, 2007

SDG: A7G110101 R0
Analysis: SW846 8082

Review Questions:	Yes	No	N/A	Comments	Qual/Criteria
27. Were all positive results verified by a second dissimilar column confirmation? Was the RPD ≤ 40?	✓				LCG Table 3 RPD>40=J
28. Were reported sample concentrations within calibration range?	✓				
29. Were laboratory-generated Quality Control Exception Reports issued? If yes, summarize contents.		✓			
30. Were lab comments included in report? If yes, summarize contents.	✓				

References:

Louisville Chemistry Guidelines (LCG), USACE June 2002 version 5; Section I "Chemical Analysis Criteria" Table 3 and Attachment A "Data Validation Guidelines:

Final Quality Assurance Project Plan (QAPP) Addendum for the Facility-Wide Groundwater Monitoring Program Ravenna Army Ammunition Plant, Ravenna, OH, Portage Environmental September 2004

NELAC Quality Systems revision 16, July 12, 2002, Chapter 5 section 5.5.8.3.1.a.1 "temperatures just above freezing up to 6C shall be acceptable". This criterion has been used in the validation of acceptable temperatures.

Additional Comments:

Ravenna, OH Data Review Checklist

Project Number: 030240.0006.05 **SDG**: A7G120101 R0
Sample Event: July 2007 **Analysis**: SW846 8330
Data Reviewer/Date: Heather Medley/ September 11, 2007

Review Questions:	Yes	No	N/A	Comments	Qual/Criteria
1. Did Chain-of-Custody information agree with laboratory report?	✓			COC#: 117326, 117323, 117321;	
2. Were samples preserved properly and received in good condition?	✓			15 Coolers were received between 1.3 and 5.1°C.	QAPP Table 4-2
3. Were holding times met?	✓			Samples collected 7/11/07, extracted on 7/17/07, and analyzed on 7/30, 7/31/07, 8/1 and 8/2	QAPP Table 4-2 J/UJ/R
4. Were sample storage requirements met?	✓				QAPP Table 4-2
5. Were QAPP specified PQLs achieved?		✓			QAPP Table 3-7
6. Were all QAPP-specified target analytes reported?	✓				QAPP Table 3-7
7. Was a MDL Level Verification analyzed once per quarter with all target analytes detected?	✓			LC10 – 7/31/07 @ 1722 and 8/2/07 @ 0340	LCG Table 5 R
8. Was a MRL Level Verification run at the beginning and end of every daily sequence or every 12 hours? Was the %D <30%?		✓		LC10- 7/30/07 @ 0507, 0600, 1637, 1730, 7/31/07 @ 0407, 0500 8/1/07 @ 1703, 1756, 8/2/07 @ 0154, 0247; 7/30/07 @ 0507 MRL check had RDX %D at 31%. 7/30/07 @ 1637 MRL check had RDX %D at 32%. A MDL check was performed on 7/31/07 @ 1722; Sample FWGWBGmw-009c-0496-GW was qualified estimated "J". LC9- 8/1/07 @ 1509, 1612, 8/2/07 @ 0347, 0450 4-Nitrotoluene appears to not have been spiked into MRL checks on 8/1 and 8/2 of LC9; No qualifications were made since an evaluation could not be completed.	LCG Table 5 >30%=J
9. Did the initial calibration curve consist of 5 concentration levels?	✓			LC10 - ICAL 7/26/07 LC9 – ICAL 7/12/07 (used for confirmation; different column).	LCG Table 5 R
10. Were all target analytes %RSD ≤ 20%? OR was the average RSD ≤ 20%?	✓				LCG Table 5 >20% RSD=J/R
11. If a linear regression curve was used, was the correlation coefficient $r^2 \geq 0.99$?	✓				LCG Table 5 R<0.99=-J/R
12. Was a second source verification (ICV) analyzed after the ICAL and all analytes 85-115%	✓			LC9 – 7/13/07 @ 0148 LC10 – 7/27/07 @ 1144	LCG Table 5 >115%=J 80-85%=J/UJ; <80%=J/R
13. Was a CCV run daily?	✓			LC10 - 7/30/07 @ 0414, 1544, 7/31/07 @ 0314, 8/1/07 @ 1610, 8/2/07 @ 0101 LC9 – 8/1/07 @ 1406, 8/2/07 @ 0244 - 4-Nitrotoluene appears to not have been spiked into CCVs on 8/1 and 8/2 of LC9; No qualifications were made since an evaluation could not be completed.	LCG Table 5

Ravenna, OH Data Review Checklist

Project Number: 030240.0006.05
Sample Event: July 2007
Data Reviewer/Date: Heather Medley/ September 11, 2007

SDG: A7G120101 R0
Analysis: SW846 8330

Review Questions:	Yes	No	N/A	Comments	Qual/Criteria
14. Were all target analytes %D ≤ 15% or average %D ≤ 15% with no individual result > 30%?	✓				LCG Table 5 D>30% (neg) = J/R D>30% (pos) = J
15. Was a method blank prepared and analyzed with each batch?	✓			A filter blank was also analyzed since sample FWGLL3mw-238c-0490-GW. The sample was filtered prior to extraction due to the presence of excessive sediment.	LCG Table 5
16. Were target analytes in the method blank <1/2 the MRL?		✓		The filter blank detected 1,3,5-Trinitrobenzene at 0.048 ug/L. The contamination was less than ½ the MRL; no qualifications were made.	LCG Table 5 <5x = B
17. Was a field blank (equipment) collected and analyzed?	✓			FWGEQUIPRinse3-0503-GW was collected on 7/11/07.	
18. Were target analytes in the field blank analyses (equipment) <1/2 MRL?		✓		FWGEQUIPRinse3-0503-GW had PETN detected at 0.62 ug/L and Nitrobenzene detected at 0.16 ug/L. There were no detected results for Nitroglycerin and 2,4,6-TNT therefore no qualifications were made. Samples FWGLL3mw-283c-0490-GW, FWGWBGmw-007c-0495-GW nitrobenzene results were qualified "B".	<5x = B
19. Was a LCS prepared and analyzed with each batch?	✓				LCG Table 5
20. Were the LCS recoveries within limits specified in LCG Appendix C?	✓				LCG Appendix C >UL=J; <LL=J/UJ; <30%=J/R
21. Was a MS/MSD pair prepared with each batch?	✓				LCG Table 5
22. Was the MS/MSD parent sample a Ravenna sample?	✓			Sample FWGBKGmw-013c-0466-GW was the parent.	
23. Were MS/MSD recoveries 40-140% and RPD ≤20%?	✓				QAPP Table 3-2; Pj
24. Were surrogate recoveries within acceptance criteria of 50-150%?		✓		FWGLL3mw-288C-0490-CW had a surrogate recovery of 0%. All data for this sample was qualified estimated "J" for detected result and non-usable "R" for non-detected results.	LCG Table 5 >150%=J; 10-50%=J/UJ; <10%=R
25. Were all positive results confirmed with a second column confirmation? Was the RPD% within ± 40%?		✓		FWGEQUIPRinse3-0503-GW Nitrobenzene result could not be confirmed on a second column due to matrix interferences on the confirmation column. The result was qualified estimated "J".	LCG Table 5 RPD>40%=J
26. Was a field duplicate analyzed? Were the RPDs ≤30%?	✓			Sample FWGLL11mw-DUP4-0500-GW was the field duplicate of FWGLL12mw-007C-0479-GW. Sample FWGBKGmw-DUP1-0497-GW	QAPP Table 3-2 RPD >30=J

Ravenna, OH Data Review Checklist

Project Number: 030240.0006.05
Sample Event: July 2007
Data Reviewer/Date: Heather Medley/ September 11, 2007

SDG: A7G120101 R0
Analysis: SW846 8330

Review Questions:	Yes	No	N/A	Comments	Qual/Criteria
				was the field duplicate of FWGBKGmw-020c-0472-GW.	
27. Were reported sample concentrations within calibration range?	✓				
28. Were laboratory-generated Quality Control Exception Reports issued? If yes, summarize contents.		✓			
29. Were lab comments included in report? If yes, summarize contents.	✓			*Comments in case narrative on*	

References:

Louisville Chemistry Guidelines (LCG), USACE June 2002 version 5; Section I "Chemical Analysis Criteria" Table 5 and Attachment A "Data Validation Guidelines.

Final Quality Assurance Project Plan (QAPP) Addendum for the Facility-Wide Groundwater Monitoring Program Ravenna Army Ammunition Plant, Ravenna, OH, Portage Environmental September 2004

STL SOP SAC-LC-0009 Rev. 2.0- Determination of Nitroaromatic, Nitramines, and Specialty Explosives Based on Method 8330, SW-846.

Additional Comments:

Ravenna, OH Data Review Checklist

Project Number: 030240.0006.05
Sample Event: July 2007
Data Reviewer/Date: Heather Medley/September 11, 2007

SDG: A7G120101 R0
Analysis: SW846 8330 Nitroguanidine

Review Questions:	Yes	No	N/A	Comments	QUAL/Criteria
1. Did Chain-of-Custody information agree with laboratory report?	✓			COC#: 117326, 117323, 117321;	
2. Were samples preserved properly and received in good condition?	✓			15 Coolers were received between 1.3 and 5.1°C.	QAPP Table 4-2
3. Were holding times met?	✓			Samples collected 7/11/07, extracted on 7/19/07, and analyzed on 7/26/07 and 7/27/07.	QAPP Table 4-2 J/UJ/R
4. Were sample storage requirements met?	✓				QAPP Table 4-2
5. Were QAPP specified PQLs achieved?	✓				QAPP Tale 3-7
6. Were all QAPP-specified target analytes reported?	✓				QAPP Table 3-7
7. Was a MDL Level Verification analyzed once per quarter with all target analytes detected?	✓			6/13/07 @ 2235	LCG Table 5 R
8. Was a MRL Level verification run at the beginning and end of every daily sequence or every 12 hours? Was the %D < 30%?	✓			7/26 @ 1932, 2320, and 7/27 @ 0246	LCG Table 5 >30%=J
9. Does the initial calibration curve consist of 5 concentration levels? (6 stds for quadratic curves)	✓			Instrument: Varian Star 1, ICAL 6/13/07 Stds: 20, 50, 100, 200, 500, 1000	STL SOP Section 10.2, LCG R
10. Were all target analytes %RSD ≤ 20%? OR was the average RSD ≤ 20%?	✓				LCG Table 5 >20% RSD=J/R
11. If a linear regression curve was used, was the correlation coefficient r≥0.995? (0.990 for Quadratic curve)	✓				STL SOP Section 10.4, LCG R<0.99=-J/R
12. Was a second source verification (ICV) analyzed after the ICAL and all analytes 85-115%?	✓			6/13/07 @ 2255	STL SOP Section 9.9 >115%=J; 80-85%=J/UJ; <80%=J/R
13. Was a CCV run at least every 10 samples and at the end of the analytical run?	✓			7/26 @ 1912, 2259, and 7/27 @ 0226	STL SOP Section 10.9
14. Was the average %D (difference or drift) for all target analytes < 15%?	✓				LCG Table 5 D>30% (neg) = J/R D>30% (pos) = J

Ravenna, OH Data Review Checklist

Project Number: 030240.0006.05
Sample Event: July 2007
Data Reviewer/Date: Heather Medley/September 11, 2007

SDG: A7G120101 R0
Analysis: SW846 8330 Nitroguanidine

Review Questions:	Yes	No	N/A	Comments	QUAL/Criteria
15. Was a method blank prepared and analyzed with each batch?	✓				LCG Attachment A Section 5.6
16. Were target analytes reported in the method blank <1/2 the MRL?	✓				LCG Table 5 <5x = B
17. Was a field blank collected and analyzed?	✓			FWGEQUIPRinse3-0503-GW was collected on 7/11/07.	
18. Were target analytes reported in the field blank analyses < ½ the MRL?	✓				<5x=B
19. Was a field duplicate analyzed? Were the RPDs ≤30%?	✓			Sample FWGLL11mw-DUP4-0500-GW was the field duplicate of FWGLL12mw-007C-0479-GW. Sample FWGBKGmw-DUP1-0497-GW was the field duplicate of FWGBKGmw-020c-0472-GW.	QAPP Table 3-2 RPD >30=J
20. Were all positive results confirmed with a second column confirmation? Was the RPD ≤ 40%?			✓		LCG Table 5 RPD>40%=J
21. Was an LCS prepared and analyzed with each batch?	✓				STL SOP Section 9.6
22. Were the LCS recoveries within limits specified in LCG Appendix C?	✓				LCG Appendix C <UL=J; 30-LL=J/UJ; <30%=J/R
23. Was a MS/MSD pair prepared with each batch?	✓				STL SOP Section 9.7
24. Was the MS/MSD parent sample a Ravenna sample?	✓			Sample FWGBKGmw-013c-0466-GW was the parent.	
25. Were MS/MSD recoveries 40-140% and RPD ≤20%?	✓				QAPP Table 3-2 Pj
27. Were reported sample concentrations within calibration range?	✓				
28. Were laboratory-generated Quality Control Exception Reports issued? If yes, summarize contents.		✓			
29. Were lab comments included in report? If yes, summarize contents.		✓			

Ravenna, OH Data Review Checklist

Project Number: 030240.0006.05
Sample Event: July 2007
Data Reviewer/Date: Heather Medley/September 11, 2007

SDG: A7G120101 R0
Analysis: SW846 8330 Nitroguanidine

References: Louisville Chemistry Guidelines (LCG), USACE June 2002 version 5; Section I "Chemical Analysis Criteria" Table 5 and Attachment A "Data Validation Guidelines.

Final Quality Assurance Project Plan (QAPP) Addendum for the Facility-Wide Groundwater Monitoring Program Ravenna Army Ammunition Plant, Ravenna, OH, Portage Environmental September 2004

STL SOP SAC-LC-0010 "Determination of Nitroguanidine Based on Method 8330, SW-846" April 2007, revision 2.0

NELAC Quality Systems revision 16, July 12, 2002, Chapter 5 section 5.5.8.3.1.a.1 "temperatures just above freezing up to 6C shall be acceptable". This criterion has been used in the validation of acceptable temperatures.

Additional Comments:

Ravenna, OH Data Review Checklist

Project Number: 030240.0006.05
Sample Event: July 2007
Data Reviewer/Date: Heather Medley/ September 11, 2007

SDG: A7G120101 Rev 0
Analysis: EPA 353.2- Nitrocellulose

Review Questions:	Yes	No	N/A	Comments	Qualifier
1. Did Chain-of-Custody information agree with laboratory report?	✓			COC#: 117326, 117323, 117321;	
2. Were samples preserved properly and received in good condition?	✓			15 Coolers were received between 1.3 and 5.1°C.	QAPP Table 4-2
3. Were holding times met?	✓			Samples collected 7/10/07 and 7/11/07, extracted 7/20, hydrolyzed 7/24, and analyzed on 7/24/07	QAPP Table 4-2 J/UJ/R
4. Were sample storage requirements met?	✓				QAPP Table 4-2
5. Were QAPP specified RLs achieved?	✓				QAPP Table 3.7
6. Were all QAPP-specified target analytes reported?	✓				QAPP Table 3.7
7. Was Acetone used to extract the samples? Was the Acetone evaporated using Nitrogen?	✓				STL SOP Sections 11.4
8. Does the initial calibration curve consist of 5 concentration levels with the low standard near but > MDL?	✓			Instrument FS4; ICAL 7/24/07 Stds- 0, 0.05, 0.2, 0.4, 1, 2	STL SOP Section 10.2 R
9. Was the correlation coefficient >0.995?	✓				STL SOP Section 10.2
10. Was a MRL Level Verification run at the beginning and end of every daily sequence or every 12 hours? Was the %D <30%?	✓			7/24/07 @ 1259, 1327, 1351, 1411	LCG Table 5 >30%=J
11. Was a second source verification (ICV) analyzed after the ICAL? Were all analytes 90-110%?	✓			7/24/07 @ 1257	STL SOP Section 9.8, 10.3, LCG >110%=J; 90-85%=J/UJ; <85%=J/R
12. Was the ICB analyzed after the ICV with results <1/2 the MRL?	✓				STL SOP Section 9.8, LCG < 5x = U
13. Was a CCV run every 10 samples and at the end of the analytical run?	✓			7/24/07 @ 1329, 1353, 1413	STL SOP Section 10.4
14. Was the ICV and CCV a mid-level standard from the initial calibration curve?	✓				STL SOP Section 10.3.1

Ravenna, OH Data Review Checklist

Project Number: 030240.0006.05
Sample Event: July 2007
Data Reviewer/Date: Heather Medley/ September 11, 2007

SDG: A7G120101 Rev 0
Analysis: EPA 353.2- Nitrocellulose

Review Questions:	Yes	No	N/A	Comments	Qualifier
15. Were all CCV calibration analytes within 90-110%?	✓				STL SOP Section 10.4, LCG >110%=J; 85-90%=J/UJ; <85%=J/R
16. Was the ICB analyzed after the ICV with results <1/2 the MRL?	✓				STL SOP Section 10.4, LCG < 5x = U
17. Was the Nitrocellulose assay available and/or analyzed to be within 10%?	✓				STL SOP Section 7.14.1 R
18. Was a method blank prepared and analyzed with each batch?	✓				
19. Were target analytes reported in the method blank <1/2 the MRL?	✓			ADR checked section;	STL SOP Section 9.4, LCG <5x=B
20. Was a field blank collected and analyzed?	✓			FWGEQUIPRinse2-0502-GW (collected 7/10/07) was analyzed in SDG A7G110101. The results were applied to the samples collected on 7/10/07 in this SDG. FWGEQUIPRinse3-0503-GW was collected on 7/11/07.	
21. Were target analytes reported in the field blank analyses <1/2 the MRL?	✓				<5x=B
22. Was a field duplicate analyzed? Were the RPDs ≤30%?		✓		Sample FWGLL11mw-DUP4-0500-GW was the field duplicate of FWGLL12mw-007C-0479-GW. The field RPD was 200%. Sample FWGLL11mw-DUP4-0500-GW was qualified estimated "J". Sample FWGBKGmw-DUP1-0497-GW was the field duplicate of FWGBKGmw-020c-0472-GW. The Field RPDs were acceptable.	QAPP Table 3-2 RPD > 30% = J
23. Was an LCS prepared and analyzed with each batch? Was the LCS recovery within lab's in-house limits% (37-155%)?	✓				>UL%=J; 50-LL%=J/UJ; <50%=J/R
24. Was a MS/MSD pair prepared with each batch?	✓				
25. Was the MS/MSD parent sample a Ravenna sample?	✓			Sample FWGBKGmw-013c-0466-GW was the parent.	
26. Were MS/MSD recoveries 40-140% and RPD ≤20?		✓		Nitrocellulose recovered below the LCG control limits in the MS (38%) and MSD (32%). All results were qualified estimated "J" for detected results and "UJ" for non-detected results.	QAPP Table 3-2 Method EPA 353.2 Section 9.4.2 >UL%=J;

Ravenna, OH Data Review Checklist

Project Number: 030240.0006.05
Sample Event: July 2007
Data Reviewer/Date: Heather Medley/ September 11, 2007

SDG: A7G120101 Rev 0
Analysis: EPA 353.2- Nitrocellulose

Review Questions:	Yes	No	N/A	Comments	Qualifier
					30-LL%=J/UJ; <30%=J/R
27. Were sample concentrations within calibration range?	✓				
28. Were laboratory-generated Quality Control Exception Reports issued? If yes, summarize contents.		✓			
30. Were lab comments included in report? If yes, summarize contents.		✓			

References: *STL SOP SAC-WC-0050 "Preparation and Analysis of Nitrocellulose in Aqueous and Soil/Sediment Samples by Colorimetric Autoanalyzer", Jan 2007, rev. 2.0*

Louisville Chemistry Guidelines (LCG), USACE June 2002 version 5

Final Quality Assurance Project Plan (QAPP) Addendum for the Facility-Wide Groundwater Monitoring Program Ravenna Army Ammunition Plant, Ravenna, OH, Portage Environmental September 2004

NELAC Quality Systems revision 16, July 12, 2002, Chapter 5 section 5.5.8.3.1.a.1 "temperatures just above freezing up to 6C shall be acceptable". This criterion has been used in the validation of acceptable temperatures.

Additional Comments:

Ravenna, OH Data Review Checklist

Project Number: 030240.0006.05
Sample Event: July 2007
Data Reviewer/Date: Heather Medley/ September 12, 2007

SDG: A7G120101 R0
Analysis: SW846 9012

Review Questions:	Yes	No	N/A	Comments	QUAL/Criteria
1. Did Chain-of-Custody information agree with laboratory report?	✓			COC#: 117326, 117323, 117321;	
2. Were samples preserved properly and received in good condition?	✓			15 Coolers were received between 1.3 and 5.1°C.	QAPP Table 4-2
3. Were holding times met?	✓			Samples collected 7/11/07 and analyzed on 7/13/07 and 7/17/07	QAPP Table 4-2 J/UJ/R
4. Were sample storage requirements met?	✓				QAPP Table 4-2
5. Were QAPP specified PQLs achieved?	✓				QAPP Table 3-9
6. Were all QAPP-specified target analytes reported?	✓				QAPP Table 3-9
7. Does the initial calibration curve consist of at least 6 standards and one blank?	✓			7/13/07	LCG Table 10 R
8. Was the correlation coefficient R ≥ 0.995?	✓				LCG Table 10 R<0.995=-J/R
9. Were % RSDs ≤ 10% in all standards and ICV/CCVs?	✓				LCG Table 10 RSD%>10=J
10. Were a high and low standard distilled and compared to the undistilled standard? Were the results within ± 10%?	✓				LCG Table 10 R
11. Was an MDL Level Verification performed at least once per quarter with all target analytes detected?	✓			6/12/07 and 7/17/07	LCG Table 10 R
12. Was a MRL Level Verification performed at the beginning of every daily sequence? Were results within 70-130%?	✓				LCG Table 10 >130%=J; 65-70%=J/UJ; <65%=J/R
13. Was a second source verification (ICV) analyzed after the ICAL and all analytes 85-115%?	✓				LCG Table 10 >115%=J; 80-85%=J/UJ; <80%=J/R
14. Was the ICB analyzed after the ICV with results <1/2 the MRL?	✓				LCG Table 7 < 5x = U
15. Was a CCV run at the beginning and end of the analytical sequence?	✓				LCG Table 10

Ravenna, OH Data Review Checklist

Project Number: 030240.0006.05
Sample Event: July 2007
Data Reviewer/Date: Heather Medley/ September 12, 2007

SDG: A7G120101 R0
Analysis: SW846 9012

Review Questions:	Yes	No	N/A	Comments	QUAL/Criteria
16. Were the CCV results 80-120%?	✓				LCG Table 10 >120%=J; 75-80%=J/UJ; <75%=J/R
17. Was a method blank prepared and analyzed with each batch?	✓				
18. Were target analytes detected in the method blank >1/2 the MRL?	✓				LCG Table 10 <5x=B
19. Was a field blank collected and analyzed?	✓			FWGEQUIPRinse3-0503-GW was collected on 7/11/07.	
20. Were target analytes in the field blank analyses <1/2 the MRL?	✓				<5x=B
21. Was a field duplicate analyzed? Were the RPDs ≤30%?	✓			Sample FWGLL11mw-DUP4-0500-GW was the field duplicate of FWGLL12mw-007C-0479-GW. Sample FWGBKGmw-DUP1-0497-GW was the field duplicate of FWGBKGmw-020c-0472-GW.	QAPP Table 3-2 >30% = J
22. Was an LCS prepared and analyzed with each batch?	✓				LCG Table 10
23. Were the LCS recoveries 80-120%?	✓				LCG Table 10 >120%=J; 50-79%=J/UJ; <50%=R
24. Was a MS prepared once per every 10 samples?	✓				LCG Table 10
25. Was the MS parent sample a Ravenna sample?	✓			Sample FWGBKGmw-013c-0466-GW was the parent.	
26. Were MS recoveries 75-125%?	✓				QAPP Table 3-2 >120%=J; 30-74%=J/UJ; <30%=J/R
27. Were reported sample concentrations within calibration range?	✓				
28. Were laboratory-generated Quality Control Exception Reports issued? If yes, summarize contents.		✓			
29. Were lab comments included in report? If yes, summarize contents.		✓			

Ravenna, OH Data Review Checklist

Project Number: 030240.0006.05
Sample Event: July 2007
Data Reviewer/Date: Heather Medley/ September 12, 2007

SDG: A7G120101 R0
Analysis: SW846 9012

References: Louisville Chemistry Guidelines (LCG), USACE June 2002 version 5; Section I "Chemical Analysis Criteria" Table 10 and Attachment A "Data Validation Guidelines:

Final Quality Assurance Project Plan (QAPP) Addendum for the Facility-Wide Groundwater Monitoring Program Ravenna Army Ammunition Plant, Ravenna, OH, Portage Environmental September 2004

NELAC Quality Systems revision 16, July 12, 2002, Chapter 5 section 5.5.8.3.1.a.1 "temperatures just above freezing up to 6C shall be acceptable". This criterion has been used in the validation of acceptable temperatures.

Additional Comments:

Ravenna, OH Data Review Checklist

Project Number: 030240.0006.05
Sample Event: July 2007
Data Reviewer/Date: Heather Medley/September 12, 2007

SDG: A7G120101 R0
Analysis: SW846 6010B/6020

Review Questions:	Yes	No	N/A	Comments	Qual/Criteria
1. Did Chain-of-Custody information agree with laboratory report?	✓			COC#: 117326, 117323, 117321;	
2. Were samples preserved properly and received in good condition?	✓			15 Coolers were received between 1.3 and 5.1°C.	QAPP Table 4-2
3. Were holding times met?	✓			Samples collected 7/11/07, digested on 7/13/07, ICP analyzed on 7/13/07, and ICP-MS analyzed on 7/17/07.	QAPP Table 4-2 J/UJ/R
4. Were sample storage requirements met?	✓				QAPP Table 4-2
5. Were QAPP specified RLs achieved?	✓				QAPP Table 3-8
6. Were all QAPP-specified target analytes reported?	✓				QAPP Table 3-8
7. Did the initial calibration curve range include 3 standards and a blank?	✓				LCG Table 7 R
8. Was the ICAL performed daily?	✓				LCG Table 7 R
9. Was the correlation coefficient r≥0.995 for each analyte?	✓				LCG Table 7 R<0.995=J/R
10. Was a MDL Level Verification performed once per quarter with all target analytes detected?	✓			I5 – 6/5/07; I7 – 4/9/07	LCG Table 7 R
11. Was a MRL Level Verification performed at the beginning of the daily sequence? Were results 70-130%?		✓		**ICPMS:** 7/17/07 @ 0806 and 1257; Aluminum closing (157.6%) MRL and Iron closing (133.3%) MRL recovered above control limits. Aluminum was detected in samples FWGLL3mw-238c-0490-GF, FWGBKGmw-010c-0464-GF, FWGLL11mw-002c-0478-GF, and FWGEQUIPRinse3-0503-GF and qualified estimated "J". Iron was detected in all samples EXCEPT FWGEQUIPRinse3-0503-GW. Iron was qualified estimated "J". **ICP:** 7/12/07 @ 2334 and 7/13/07 @ 2246	LCG Table 7 >130%=J; 65-70%=J/UJ; <65%=J/R
12. Was the ICV (second source verification) analyzed after the ICAL?	✓				LCG Table 7
13. Were all analytes within 90-110% in the ICV?	✓				LCG Table 7 J>110%=J; 90-85%=J/UJ; <85%=J/R
14. Was the ICB analyzed after the ICV with results <1/2 the MRL?	✓			Aluminum was detected at 37.9 ug/L with a RL of 50 ug/L. Antimony was detected at 0.18 ug/L with a RL of 2 ug/L. Beryllium was detected at 0.015 ug/L with a RL of 1 ug/L. Iron was detected at 7.4 ug/L with a RL of 20 ug/L. Calcium was detected at 3.7 ug/L with a RL of 1000 ug/L.	LCG Table 7 < 5x = U

Review Questions:	Yes	No	N/A	Comments	Qual/Criteria
				Magnesium was detected at 8.0 ug/L with a RL of 1000 ug/L. Manganese was detected at 0.1 ug/L with a RL of 10 ug/L. Potassium was detected at 151 ug/L with a RL of 1000 ug/L. Sodium was detected at –510 ug/L with a RL of 1000 ug/L. Vanadium was detected at 0.9 ug/L with a RL of 10 ug/L. For all analytes, the contamination was less than ½ the RL. Therefore no qualifications were made.	
15. Were CCVs analyzed every 10 samples and at the end of the analytical sequence?	✓				LCG Table 7
16. Were CCV results within 90 to 110%?	✓				LCG Table 7 >110%=J 90-85%=J/UJ; <85%=J/R
17. Were the CCBs run every 10 samples and at the end of the analytical sequence? Were results <1/2 the MRL?		✓		Aluminum was detected in CCB1 (2.8 ug/L), CCB2 (-9.8 ug/L), and CCB3 (-12 ug/L) with a RL of 50 ug/L. Antimony was detected in CCB1 (0.19 ug/L) and CCB2 (0.12 ug/L) with a RL of 2 ug/L. Iron was detected in CCB1 (6.2 ug/L) and CCB2 (3.8 ug/L) with a RL of 20 ug/L. Thallium was detected in CCB1 at 0.082 ug/L with a RL of 1 ug/L. Barium was detected in all CCBs between 0.3 and 0.4 ug/L with a RL of 10 ug/L. Calcium was detected in all CCBs EXCEPT CCB3 between 3.5 and 7.3 ug/L with a RL of 1000 ug/L. Chromium was detected in CCBs 6 and 7 at 0.9 ug/L with a RL of 5 ug/L. Copper was detected in CCB6 (1.2 ug/L) with a RL of 5 ug/L. Magnesium was detected in all CCBs between 3.7 and 12.4 ug/L with a RL of 1000 ug/L. Manganese was detected in all 5 CCBs between 0.2 and 0.5 ug/L with a RL of 10 ug/L. Potassium was detected all 7 CCBs between 147 and 159 ppb with a RL of 1000 ppb. Vanadium was detected in 4 of the 5 CCBs at between 0.5 and 0.9 ug/L with a RL of 10 ug/L. The contamination was less than ½ the RL; therefore no qualifications were made. Selenium was detected in CCB1 (-3.0 ug/L) with a RL of 5 ug/L. Sodium was detected in CCB1 (-660 ug/L), CCB2 (-490 ug/L), CCB3 (-400 ug/L), CCB4 (-640 ug/L), CCB5 (-420 ug/L), and CCB6 (-330 ug/L) with a RL of 1000 ug/L. No qualifications were made since the LCG doesn't specifically address negative blank values. Lead was detected in CCB3 (1.3 ug/L), CCB6 (1.1 ug/L), and CCB8 (1.6 ug/L) with a RL of 3 ug/L. There were no detected results; therefore no qualifications were made.	LCG Table 7 <5x = U

Ravenna, OH Data Review Checklist

Project Number: 030240.0006.05
Sample Event: July 2007
Data Reviewer/Date: Heather Medley/September 12, 2007

SDG: A7G120101 R0
Analysis: SW846 6010B/6020

Review Questions:	Yes	No	N/A	Comments	Qual/Criteria
18. Was an Interelement Check Standard run at the beginning of the analytical sequence?	✓				LCG Table 7
19.Was the ICS recovery within 80 to 120% of true value for each element of interest?	✓				LCG Table 7 >120%=J; 50-79%=J/UJ; <50%=Pj/R
21. Was a method blank prepared and analyzed with each batch?	✓				LCG Table 7
22. Were target analytes <1/2 the MRL in the method blank?		✓		Calcium was detected at 118 ug/L with a RL of 1000 ug/L. Potassium was detected at 145 ug/L with a RL of 1000ppb. Zinc was detected at 2.7 ug/L with a RL of 10 ppb. There were no qualifications made since the MB values were less than ½ the MRL. Iron was detected at 15.7ug/L with a RL of 20 ug/L. Samples FWGBKGmw-010c-0464-GF and FWGLL3mw-242c-0491-GF were qualified "B"	LCG Table 7 <5x = B
23. Was a field blank collected and analyzed?	✓			FWGEQUIPRinse3-0503-GW was collected on 7/11/07.	
24. Were target analytes reported in the field blank analyses <1/2 the MRL?		✓		**FWGEQUIPRinse3-0503-GW**: Manganese was detected at 0.34 ug/L with a RL of 10 ug/L. Potassium was detected at 150 ug/L with a RL of 1000 ug/L. The contamination was less than ½ MRL; therefore no qualifications were made. Aluminum was detected at 25.1 ug/L with a RL of 50 ug/L. Samples FWGBKGmw-010c-0464-GF and FWGLL3mw-238c-0490-GF were qualified "B".	<5x=B
25. Was a LCS prepared and analyzed with each batch?	✓				LCG Table 7
26. Were the LCS recoveries within limits specified in LCG Appendix C?	✓				LCG Appendix C >UL=J; 60%-LL= J/UJ; <60%=J/R
27. Was a MS prepared with each batch?	✓				LCG Table 7
28. Was the MS and Lab Duplicate parent sample a Ravenna sample?	✓			Sample FWGBKGmw-013c-0466-GW was the parent.	
29. Were the MS recoveries within 75-125%?	✓				LCG Table 7 >125% = J 30% - 75% = J/UJ <30% = J/R
30. Was the lab sample duplicate RPD ≤20%?	✓				LCG Table 7 >20% = J

Ravenna, OH Data Review Checklist

Project Number: 030240.0006.05
Sample Event: July 2007
Data Reviewer/Date: Heather Medley/September 12, 2007

SDG: A7G120101 R0
Analysis: SW846 6010B/6020

Review Questions:	Yes	No	N/A	Comments	Qual/Criteria
31. Was a Post Digestion Spike analyzed as needed? Were results within 75-125%?			✓		LCG Table 7 >125%=J; 30-75%=J/UJ; <30%=R
32. Was a serial dilution performed as needed?	✓				
33. Was the 4 fold dilution within ± 10% of the original result?		✓		Potassium serial dilution %D was greater than 10%. All associated results were qualified estimated "J".	LCG Table 7 >10%=J
34. Was a field duplicate analyzed? Were the RPDs ± 30%?	✓			Sample FWGLL11mw-DUP4-0500-GW was the field duplicate of FWGLL12mw-007C-0479-GW. Sample FWGBKGmw-DUP1-0497-GW was the field duplicate of FWGBKGmw-020c-0472-GW.	QAPP Table 3-2 >30% = J
35. Were sample concentrations within calibration range?	✓				
36. Were laboratory-generated Quality Control Exception Reports issued? If yes, summarize contents.		✓			
37. Were lab comments included in report? If yes, summarize contents.	✓				

References:

Louisville Chemistry Guidelines (LCG), USACE June 2002 version 5; Section I "Chemical Analysis Criteria" Table 7 and Attachment A "Data Validation Guidelines:

Final Quality Assurance Project Plan (QAPP) Addendum for the Facility-Wide Groundwater Monitoring Program Ravenna Army Ammunition Plant, Ravenna, OH, Portage Environmental September 2004

NELAC Quality Systems revision 16, July 12, 2002, Chapter 5 section 5.5.8.3.1.a.1 "temperatures just above freezing up to 6C shall be acceptable". This criterion has been used in the validation of acceptable temperatures.

Additional Comments:

Ravenna, OH Data Review Checklist

Project Number: 030240.0006.05 **SDG**: A7G1200101 R0
Sample Event: July 2007 **Analysis**: SW846 7470A
Data Reviewer/Date: Heather Medley/ September 12, 2007

Review Questions:	Yes	No	N/A	Comments	Qual/Criteria
1. Did Chain-of-Custody information agree with laboratory report?	✓			COC#: 117326, 117323, 117321;	
2. Were samples preserved properly and received in good condition?	✓			15 Coolers were received between 1.3 and 5.1°C.	QAPP Table 4-2
3. Were holding times met?	✓			Samples collected 7/11/07, digested on 7/13/07, analyzed on 7/17/07.	QAPP Table 4-2 J/UJ/R
4. Were sample storage requirements met?	✓				QAPP Table 4-2
5. Were QAPP specified RLs achieved?	✓				QAPP Table 3.8
6. Were all QAPP-specified target analytes reported?	✓				QAPP Table 3-8
7. Did the initial calibration curve range include 5 standards and a blank?	✓				LCG Table 9 R
8. Was the correlation coefficient ≥ 0.995 for Hg?	✓				LCG Table 9 R<0.995=J/R
9. Was a MDL Level Verification performed once per quarter with all target analytes detected?	✓			*6/7/07*	LCG Table 9 R
10. Was a MRL Level Verification performed at the beginning of every daily analytical sequence with 70-130%?	✓				LCG Table 9 >130%=J; 70-65%=J/UJ; <65%=J/R
11. Was the ICV analyzed after the ICAL but before samples with recoveries between 80-120%?	✓				LCG Table 9 >120%=J; 80-75%=J/UJ; <75%=J/R
12. Was the ICB analyzed after the ICAL with results <1/2 the MRL?	✓				LCG Table 9 <5x = U
13. Were the CCVs analyzed every 10 samples and at the end of the analytical sequence?	✓				LCG Table 9
14. Were CCV results within 80 to 120%?	✓				LCG Table 9 >120%=J; 80-75%=J/UJ; <75%=J/R

Ravenna, OH Data Review Checklist

Project Number: 030240.0006.05
Sample Event: July 2007
Data Reviewer/Date: Heather Medley/ September 12, 2007

SDG: A7G1200101 R0
Analysis: SW846 7470A

Review Questions:	Yes	No	N/A	Comments	Qual/Criteria
15. Were the CCBs analyzed every 10 samples and at the end of the analytical sequence? Were results <1/2 the MRL?	✓				LCG Table 9 <5x = U
16. Was a method blank prepared and analyzed with each batch?	✓				LCG Table 9
17. Were target analytes detected in the method blank <1/2 the MRL?	✓				LCG Table 9 <5x = B
18. Was a field blank collected and analyzed?	✓			FWGEQUIPRinse3-0503-GW was collected on 7/11/07.	
19. Were target analytes reported in the field blank analyses at <1/2 the MRL?	✓				<5x=B
20. Was a LCS prepared and analyzed with each batch?	✓				LCG Table 9
21. Were the LCS recoveries within 80-120%?	✓				LCG Table 9 J>120%=J; 50-79%=J/UJ; <50%=R
22. Was a MS prepared with each batch?	✓				LCG Table 9
23. Was the MS and Lab Duplicate parent sample a Ravenna sample?	✓			Sample FWGBKGmw-013c-0466-GW was the parent.	
24. Were the MS recoveries within 80-120%?	✓				LCG Table 9 >125% = J 30% - 75% = J/UJ <30% = J/R
25. Was the Matrix Duplicate RPD ± 20%?	✓				LCG Table 9 >20% = J
26. Was a field duplicate analyzed? Were the RPDs ± 30%?	✓			Sample FWGLL11mw-DUP4-0500-GW was the field duplicate of FWGLL12mw-007C-0479-GW. Sample FWGBKGmw-DUP1-0497-GW was the field duplicate of FWGBKGmw-020c-0472-GW.	QAPP Table 3-2
27. Were sample concentrations within calibration range?	✓				
28. Were laboratory-generated Quality Control Exception Reports issued? If yes, summarize contents.		✓			

Ravenna, OH Data Review Checklist

Project Number: 030240.0006.05
Sample Event: July 2007
Data Reviewer/Date: Heather Medley/ September 12, 2007

SDG: A7G1200101 R0
Analysis: SW846 7470A

Review Questions:	Yes	No	N/A	Comments	Qual/Criteria
29. Were lab comments included in report? If yes, summarize contents.		✓			

References:

Louisville Chemistry Guidelines (LCG), USACE June 2002 version 5; Section I "Chemical Analysis Criteria" Table 9 and Attachment A "Data Validation Guidelines:

Final Quality Assurance Project Plan (QAPP) Addendum for the Facility-Wide Groundwater Monitoring Program Ravenna Army Ammunition Plant, Ravenna, OH, Portage Environmental September 2004

NELAC Quality Systems revision 16, July 12, 2002, Chapter 5 section 5.5.8.3.1.a.1 "temperatures just above freezing up to 6C shall be acceptable". This criterion has been used in the validation of acceptable temperatures.

Additional Comments:

Sample Qualification Report with Reason Codes (All Results sorted by Client Sample ID)

Client Sample ID : FWGBKGmw-010C-0464-GF **Lab Report Batch :** A7G120101 **Lab ID :** STLCAN

Sample Date : 07/11/2007 **Analysis Type: RES/TOT** **Sample Matrix :** AQ

Lab Sample ID: A7G120101017

Reviewed By / Date : Heather Kelley 9/12/07 **Approved By / Date :**

Analyte Name	Result	Uncertainty / Error	Result Units	Lab Qual	Rep Res	Overall Qual*	Temp	HT	MB	LCS	MS	Lab Dup	Surr	Rep Limit	Moist Tot/Dis	Field QC	Tune	IC	ICV	CV / CCV	Reason Codes
Analysis Method : 6010B						**Dilution: 1**															
Arsenic	5.0		ug/L	U	YES																
Barium	15.0		ug/L		YES																
Calcium	11800		ug/L	J	YES																
Chromium	5.0		ug/L	U	YES																
Cobalt	5.0		ug/L	U	YES																
Copper	5.0		ug/L	U	YES																
Lead	3.0		ug/L	U	YES																
Magnesium	13800		ug/L		YES																
Manganese	79.5		ug/L		YES																
Nickel	23.7		ug/L		YES																
Potassium	715		ug/L	B J	YES	J								J							L, B
Selenium	5.0		ug/L	U	YES																
Silver	5.0		ug/L	U	YES																
Sodium	3860		ug/L		YES																
Vanadium	10.0		ug/L	U	YES																
Analysis Method : 6020						**Dilution: 1**															
Aluminum	107		ug/L		YES	~~J~~ BJ										~~J~~ B					N, B
Antimony	2.0		ug/L	U	YES																
Beryllium	1.0		ug/L	U	YES																
Cadmium	0.50		ug/L	U	YES																
Iron	47.1		ug/L	J	YES	~~B~~ J			MB												F, B
Thallium	1.0		ug/L	U	YES																
Zinc	4.4		ug/L	B J	YES	J								J							L
Analysis Method : 7470A						**Dilution: 1**															
Mercury	0.20		ug/L	U	YES																

* Overall result qualifier reflects summation of qualifiers added during automated data review and any qualifiers added manually for categories not assessed by automated data review

Sample Qualification Report with Reason Codes (All Results sorted by Client Sample ID)

Client Sample ID : FWGBKGmw-010C-0464-GW **Lab Report Batch :** A7G120101 **Lab ID :** STLCAN

Sample Date : 07/11/2007 **Analysis Type: DL** **Sample Matrix :** AQ

Lab Sample ID: A7G120101016

Reviewed By / Date : Heather Medley 9/12/07 **Approved By / Date :**

Analyte Name	Result	Uncertainty / Error	Result Units	Lab Qual	Rep Res	Overall Qual*	Temp	HT	MB	LCS	MS	Lab Dup	Surr	Rep Limit	Moist Tot/Dis	Field QC	Tune	IC	ICV	CV / CCV	Reason Codes
Analysis Method : 8330						**Dilution: 0.97**															
1,3,5-Trinitrobenzene	0.097		ug/L	J B	YES	J								J							L
1,3-Dinitrobenzene	0.10		ug/L	U	YES																
2,4,6-TNT	0.10		ug/L	U	YES																
2,4-Dinitrotoluene	0.10		ug/L	U	YES																
2,6-Dinitrotoluene	0.10		ug/L	U	YES																
2-Amino-4,6-dinitrotoluene	0.10		ug/L	U	YES																
2-Nitrotoluene	0.50		ug/L	U	YES																
3-Nitrotoluene	0.50		ug/L	U	YES																
4-Amino-2,6-Dinitrotoluene	0.10		ug/L	U	YES																
4-Nitrotoluene	0.50		ug/L	U	YES																
HMX	0.10		ug/L	U	YES																
Nitrobenzene	0.10		ug/L	U	YES																
NITROGLYCERINE	0.65		ug/L	U	YES																
Pentaerythritol Tetranitrate (PETN)	0.65		ug/L	U	YES																
RDX	0.10		ug/L	U	YES																
TETRYL	0.10		ug/L	U	YES																

* Overall result qualifier reflects summation of qualifiers added during automated data review and any qualifiers added manually for categories not assessed by automated data review

Sample Qualification Report with Reason Codes (All Results sorted by Client Sample ID)

Client Sample ID : FWGBKGmw-010C-0464-GW **Lab Report Batch :** A7G120101 **Lab ID :** STLCAN

Sample Date : 07/11/2007 **Analysis Type: RES** **Sample Matrix :** AQ

Lab Sample ID: A7G120101016

Reviewed By / Date : Heather Kelley 9/12/07 **Approved By / Date :**

Analyte Name	Result	Uncertainty / Error	Result Units	Lab Qual	Rep Res	Overall Qual*	Temp	HT	MB	LCS	MS	Lab Dup	Surr	Rep Limit	Moist Tot/Dis	Field QC	Tune	IC	ICV	CV / CCV	Reason Codes
Analysis Method : 8081A						**Dilution: 1**															
4,4'-DDD	0.030		ug/L	U	YES																
4,4'-DDE	0.030		ug/L	U	YES																
4,4'-DDT	0.030		ug/L	U	YES																
Aldrin	0.030		ug/L	U	YES																
alpha-BHC	0.030		ug/L	U	YES																
alpha-Chordane	0.0090		ug/L	J	YES	J								J						J	L, W
beta-BHC	0.030		ug/L	U	YES																
delta-BHC	0.0066		ug/L	J	YES	J								J						J	L, W
Dieldrin	0.030		ug/L	U	YES																
Endosulfan I	0.025		ug/L	U	YES	UJ				UJ											J-
Endosulfan II	0.025		ug/L	U	YES																
Endosulfan sulfate	0.030		ug/L	U	YES																
Endrin	0.030		ug/L	U	YES																
Endrin aldehyde	0.030		ug/L	U	YES																
Endrin ketone	0.030		ug/L	U	YES																
gamma-BHC	0.030		ug/L	U	YES																
gamma-Chlordane	0.030		ug/L	U	YES																
Heptachlor	0.030		ug/L	U	YES																
Heptachlor epoxide	0.030		ug/L	U	YES																
Methoxychlor	0.10		ug/L	U	YES																
Toxaphene	2.0		ug/L	U	YES																
Analysis Method : 9012A						**Dilution: 1**															
Cyanide	0.010		mg/L	U	YES																
Analysis Method : SW8330 Modified						**Dilution: 1**															
Nitroguanidine	20		ug/L	U	YES																

* Overall result qualifier reflects summation of qualifiers added during automated data review and any qualifiers added manually for categories not assessed by automated data review

Sample Qualification Report with Reason Codes (All Results sorted by Client Sample ID)

Client Sample ID : FWGBKGmw-010C-0464-GW **Lab Report Batch :** A7G120101 **Lab ID :** STLCAN

Sample Date : 07/10/2007 **Analysis Type: RE** **Sample Matrix :** AQ

Lab Sample ID: A7G120101018

Reviewed By / Date : Heather Medley 9/12/07 **Approved By / Date :**

Analyte Name	Result	Uncertainty / Error	Result Units	Lab Qual	Rep Res	Overall Qual*	Temp	HT	MB	LCS	MS	Lab Dup	Surr	Rep Limit	Moist Tot/Dis	Field QC	Tune	IC	ICV	CV / CCV	Reason Codes
Analysis Method : 8270C						**Dilution: 1**															
1,2,4-Trichlorobenzene	1.0		ug/L	U	NO	R		R													D-
1,2-Dichlorobenzene	1.0		ug/L	U	NO	R		R													D-
1,3-Dichlorobenzene	1.0		ug/L	U	NO	R		R													D-,W-
1,4-Dichlorobenzene	1.0		ug/L	U	NO	R		R													D-
2,2-OXYBIS (1-CHLOROPROPANE)	1.0		ug/L	U	NO	R		R		UJ											J-,D-
2,4,5-Trichlorophenol	5.0		ug/L	U	NO	R		R													D-
2,4,6-Trichlorophenol	5.0		ug/L	U	NO	R		R													D-
2,4-Dichlorophenol	2.0		ug/L	U	NO	R		R													D-
2,4-Dimethylphenol	2.0		ug/L	U	NO	R		R													D-
2,4-Dinitrophenol	5.0		ug/L	U	YES	R		R		R	UJ										H-,D-,J-
2,4-Dinitrotoluene	5.0		ug/L	U	NO	R		R													D-
2,6-Dinitrotoluene	5.0		ug/L	U	NO	R		R													D-
2-Chloronaphthalene	1.0		ug/L	U	NO	R		R													D-
2-Chlorophenol	1.0		ug/L	U	NO	R		R													D-
2-Methylnaphthalene	0.20		ug/L	U	NO	R		R													D-
2-Methylphenol	1.0		ug/L	U	NO	R		R													D-
2-Nitroaniline	2.0		ug/L	U	NO	R		R													D-
2-Nitrophenol	2.0		ug/L	U	NO	R		R													D-
3,3'-Dichlorobenzidine	5.0		ug/L	U	NO	R		R													D-
3-Nitroaniline	2.0		ug/L	U	NO	R		R													D-
4,6-Dinitro-2-methylphenol	5.0		ug/L	U	NO	R		R													D-
4-Bromophenyl phenyl ether	2.0		ug/L	U	NO	R		R													D-
4-Chloro-3-methylphenol	2.0		ug/L	U	NO	R		R													D-
4-Chloroaniline	2.0		ug/L	U	NO	R		R													D-
4-Chlorophenyl phenyl ether	2.0		ug/L	U	NO	R		R													D-
4-Methylphenol	1.0		ug/L	U	NO	R		R													D-
4-Nitroanaline	2.0		ug/L	U	NO	R		R													D-
4-Nitrophenol	5.0		ug/L	U	NO	R		R													D-
Acenaphthene	0.20		ug/L	U	NO	R		R													D-
Acenaphthylene	0.20		ug/L	U	NO	R		R													D-
Anthracene	0.20		ug/L	U	NO	R		R													D-

* Overall result qualifier reflects summation of qualifiers added during automated data review and any qualifiers added manually for categories not assessed by automated data review

Sample Qualification Report with Reason Codes (All Results sorted by Client Sample ID)

Client Sample ID : FWGBKGmw-010C-0464-GW **Lab Report Batch :** A7G120101 **Lab ID :** STLCAN

Sample Date : 07/10/2007 **Analysis Type: RE** **Sample Matrix :** AQ

Lab Sample ID: A7G120101018

Reviewed By / Date : Heather McKay 9/12/07 **Approved By / Date :**

Analyte Name	Result	Uncertainty / Error	Result Units	Lab Qual	Rep Res	Overall Qual*	Temp	HT	MB	LCS	MS	Lab Dup	Surr	Rep Limit	Moist Tot/Dis	Field QC	Tune	IC	ICV	CV / CCV	Reason Codes
Analysis Method : 8270C						**Dilution: 1**															
Benzo(a)anthracene	0.20		ug/L	U	NO	R		R													D-
Benzo(a)pyrene	0.20		ug/L	U	NO	R		R													D-
Benzo(b)fluoranthene	0.20		ug/L	U	NO	R		R													D-
BENZO(G,H,I)PERYLENE	0.20		ug/L	U	NO	R		R													D-
Benzo(k)fluoranthene	0.20		ug/L	U	NO	R		R													D-
Benzoic acid	10		ug/L	U	YES	R		R		R	UJ										H-,D-,J-
Benzyl alcohol	5.0		ug/L	U	NO	R		R													D-
bis(2-Chloroethoxy)methane	1.0		ug/L	U	NO	R		R													D-
bis(2-Chloroethyl) ether	1.0		ug/L	U	NO	R		R													D-
bis(2-Ethylhexyl) phthalate	1.4		ug/L	J B	NO	R		R													D-
Butylbenzyl Phthalate	1.0		ug/L	U	NO	R		R													D-
Carbazole	1.0		ug/L	U	NO	R		R													D-
Chrysene	0.20		ug/L	U	NO	R		R													D-
dibenzo(a,h)anthracene	0.20		ug/L	U	NO	R		R													D-
Dibenzofuran	1.0		ug/L	U	NO	R		R													D-
Diethyl phthalate	1.0		ug/L	U	NO	R		R													D-
Dimethyl phthalate	1.0		ug/L	U	NO	R		R													D-
Di-n-butyl phthalate	1.0		ug/L	U	NO	R		R													D-
Di-n-octyl phthalate	1.0		ug/L	U	NO	R		R													D-
Fluoranthene	0.20		ug/L	U	NO	R		R													D-
Fluorene	0.20		ug/L	U	NO	R		R													D-
Hexachlorobenzene	0.20		ug/L	U	NO	R		R													D-
Hexachlorobutadiene	1.0		ug/L	U	NO	R		R													D-
Hexachlorocyclopentadiene	10		ug/L	U	YES	R		R		R	UJ										I,D-,J-,H-
Hexachloroethane	1.0		ug/L	U	YES	R		R													D-
Indeno(1,2,3-cd)pyrene	0.20		ug/L	U	NO	R		R													D-
Isophorone	1.0		ug/L	U	NO	R		R													D-
Naphthalene	0.20		ug/L	U	NO	R		R													D-
Nitrobenzene	1.0		ug/L	U	NO	R		R													D-
N-nitroso-di-n-propylamine	1.0		ug/L	U	NO	R		R													D-
N-Nitrosodiphenylamine	1.0		ug/L	U	NO	R		R													D-

* Overall result qualifier reflects summation of qualifiers added during automated data review and any qualifiers added manually for categories not assessed by automated data review

Sample Qualification Report with Reason Codes (All Results sorted by Client Sample ID)

Client Sample ID : FWGBKGmw-010C-0464-GW **Lab Report Batch :** A7G120101 **Lab ID :** STLCAN

Sample Date : 07/10/2007 **Analysis Type: RE** **Sample Matrix :** AQ

Lab Sample ID: A7G120101018

Reviewed By / Date : Heather Medley 9/12/07 **Approved By / Date :**

Analyte Name	Result	Uncertainty / Error	Result Units	Lab Qual	Rep Res	Overall Qual*	Temp	HT	MB	LCS	MS	Lab Dup	Surr	Rep Limit	Moist Tot/Dis	Field QC	Tune	IC	ICV	CV / CCV	Reason Codes
Analysis Method : 8270C						**Dilution: 1**															
Pentachlorophenol	5.0		ug/L	U	NO	**R**		R													D-
Phenanthrene	0.20		ug/L	U	NO	**R**		R													D-
Phenol	1.0		ug/L	U	NO	**R**		R													D-
Pyrene	0.20		ug/L	U	NO	**R**		R													D-

* Overall result qualifier reflects summation of qualifiers added during automated data review and any qualifiers added manually for categories not assessed by automated data review

Sample Qualification Report with Reason Codes (All Results sorted by Client Sample ID)

Client Sample ID : FWGBKGmw-010C-0464-GW **Lab Report Batch :** A7G120101 **Lab ID :** STLCAN

Sample Date : 07/10/2007 **Analysis Type: RES** **Sample Matrix :** AQ

Lab Sample ID: A7G120101018

Reviewed By / Date : Heather Reilly 9/12/07 **Approved By / Date :**

Analyte Name	Result	Uncertainty / Error	Result Units	Lab Qual	Rep Res	Overall Qual*	Temp	HT	MB	LCS	MS	Lab Dup	Surr	Rep Limit	Moist Tot/Dis	Field QC	Tune	IC	ICV	CV / CCV	Reason Codes
Analysis Method : 353.2 Modified						**Dilution: 1**															
Nitrocellulose	0.18		mg/L	B	YES	J				/	J			J							L, H
Analysis Method : 8082						**Dilution: 1**															
Aroclor 1016	0.50		ug/L	U	YES																
Aroclor 1221	0.50		ug/L	U	YES																
Aroclor 1232	0.50		ug/L	U	YES																
Aroclor 1242	0.50		ug/L	U	YES																
Aroclor 1248	0.50		ug/L	U	YES																
Aroclor 1254	0.50		ug/L	U	YES																
Aroclor 1260	0.50		ug/L	U	YES																
Analysis Method : 8260B						**Dilution: 1**															
1,1,1-Trichloroethane	1.0		ug/L	U	YES																
1,1,2,2-Tetrachloroethane	1.0		ug/L	U	YES																
1,1,2-Trichloroethane	1.0		ug/L	U	YES																
1,1-Dichloroethane	1.0		ug/L	U	YES																
1,1-Dichloroethene	1.0		ug/L	U	YES																
1,2-Dibromoethane	1.0		ug/L	U	YES																
1,2-Dichloroethane	1.0		ug/L	U	YES																
1,2-Dichloroethene (total)	1.0		ug/L	U	YES																
1,2-Dichloropropane	1.0		ug/L	U	YES																
2-Butanone	10		ug/L	U	YES																
2-Hexanone	10		ug/L	U	YES	R					UJ										Pj-,H-
4-Methyl-2-pentanone	10		ug/L	U	YES	UJ					UJ										Pj-,H-
Acetone	10		ug/L	U	YES	R					UJ										Pj-,H-
Benzene	1.0		ug/L	U	YES																
Bromochloromethane	1.0		ug/L	U	YES																
Bromodichloromethane	1.0		ug/L	U	YES																
Bromoform	1.0		ug/L	U	YES																
Bromomethane	1.0		ug/L	U	YES	UJ															Pj-
Carbon disulfide	1.0		ug/L	U	YES																
Carbon tetrachloride	1.0		ug/L	U	YES																
Chlorobenzene	1.0		ug/L	U	YES																
Chloroethane	1.0		ug/L	U	YES	UJ															Pj-

* Overall result qualifier reflects summation of qualifiers added during automated data review and any qualifiers added manually for categories not assessed by automated data review

Sample Qualification Report with Reason Codes (All Results sorted by Client Sample ID)

Client Sample ID : FWGBKGmw-010C-0464-GW **Lab Report Batch :** A7G120101 **Lab ID :** STLCAN

Sample Date : 07/10/2007 **Analysis Type: RES** **Sample Matrix :** AQ

Lab Sample ID: A7G120101018

Reviewed By / Date : Heather Nelley 9/12/07 **Approved By / Date :**

Analyte Name	Result	Uncertainty / Error	Result Units	Lab Qual	Rep Res	Overall Qual*	Temp	HT	MB	LCS	MS	Lab Dup	Surr	Rep Limit	Moist Tot/Dis	Field QC	Tune	IC	ICV	CV / CCV	Reason Codes
Analysis Method : 8260B						**Dilution: 1**															
Chloroform	1.0		ug/L	U	YES																
Chloromethane	1.0		ug/L	U	YES																
cis-1,2-Dichloroethene	1.0		ug/L	U	YES																
cis-1,3-Dichloropropene	1.0		ug/L	U	YES																
Dibromochloromethane	1.0		ug/L	U	YES																
Ethylbenzene	1.0		ug/L	U	YES																
M&P-XYLENES	2.0		ug/L	U	YES	UJ															Pj-
Methylene chloride	2.0		ug/L	U	YES	R															Pj-
o-Xylene	1.0		ug/L	U	YES	UJ															Pj-
Styrene	1.0		ug/L	U	YES																
Tetrachloroethene	1.0		ug/L	U	YES																
Toluene	1.0		ug/L	U	YES																
TOTAL XYLENES	2.0		ug/L	U	YES	UJ															Pj-
trans-1,2-Dichloroethene	1.0		ug/L	U	YES																
trans-1,3-Dichloropropene	1.0		ug/L	U	YES																
Trichloroethene	1.0		ug/L	U	YES																
Vinyl chloride	1.0		ug/L	U	YES																
Analysis Method : 8270C						**Dilution: 1**															
1,2,4-Trichlorobenzene	1.0		ug/L	U	YES																
1,2-Dichlorobenzene	1.0		ug/L	U	YES																
1,3-Dichlorobenzene	1.0		ug/L	U	YES																
1,4-Dichlorobenzene	1.0		ug/L	U	YES																
2,2-OXYBIS (1-CHLOROPROPANE)	1.0		ug/L	U	YES	UJ				UJ											J-
2,4,5-Trichlorophenol	5.0		ug/L	U	YES	UJ							UJ								H G
2,4,6-Trichlorophenol	5.0		ug/L	U	YES	UJ							UJ								H G
2,4-Dichlorophenol	2.0		ug/L	U	YES	UJ							UJ								G-
2,4-Dimethylphenol	2.0		ug/L	U	YES	UJ							UJ								G-
2,4-Dinitrophenol	5.0		ug/L	U	NO	R				R	UJ		UJ								G-,J-,H-
2,4-Dinitrotoluene	5.0		ug/L	U	YES																
2,6-Dinitrotoluene	5.0		ug/L	U	YES																
2-Chloronaphthalene	1.0		ug/L	U	YES																

* Overall result qualifier reflects summation of qualifiers added during automated data review and any qualifiers added manually for categories not assessed by automated data review

Sample Qualification Report with Reason Codes (All Results sorted by Client Sample ID)

Client Sample ID : FWGBKGmw-010C-0464-GW **Lab Report Batch :** A7G120101 **Lab ID :** STLCAN

Sample Date : 07/10/2007 **Analysis Type: RES** **Sample Matrix :** AQ

Lab Sample ID: A7G120101018

Reviewed By / Date : Heather Medley 9/12/07 **Approved By / Date :**

Analyte Name	Result	Uncertainty / Error	Result Units	Lab Qual	Rep Res	Overall Qual*	Temp	HT	MB	LCS	MS	Lab Dup	Surr	Rep Limit	Moist Tot/Dis	Field QC	Tune	IC	ICV	CV / CCV	Reason Codes
Analysis Method : 8270C						**Dilution: 1**															
2-Chlorophenol	1.0		ug/L	U	YES	UJ							UJ								G-
2-Methylnaphthalene	0.20		ug/L	U	YES																
2-Methylphenol	1.0		ug/L	U	YES	UJ							UJ								G-
2-Nitroaniline	2.0		ug/L	U	YES																
2-Nitrophenol	2.0		ug/L	U	YES	UJ							UJ								G-
3,3'-Dichlorobenzidine	5.0		ug/L	U	YES																
3-Nitroaniline	2.0		ug/L	U	YES																
4,6-Dinitro-2-methylphenol	5.0		ug/L	U	YES	UJ							UJ								G-
4-Bromophenyl phenyl ether	2.0		ug/L	U	YES																
4-Chloro-3-methylphenol	2.0		ug/L	U	YES	UJ							UJ								G-
4-Chloroaniline	2.0		ug/L	U	YES																
4-Chlorophenyl phenyl ether	2.0		ug/L	U	YES																
4-Methylphenol	1.0		ug/L	U	YES	UJ							UJ								G-
4-Nitroanaline	2.0		ug/L	U	YES																
4-Nitrophenol	5.0		ug/L	U	YES	UJ							UJ								G-
Acenaphthene	0.20		ug/L	U	YES																
Acenaphthylene	0.20		ug/L	U	YES																
Anthracene	0.20		ug/L	U	YES																
Benzo(a)anthracene	0.20		ug/L	U	YES																
Benzo(a)pyrene	0.20		ug/L	U	YES																
Benzo(b)fluoranthene	0.20		ug/L	U	YES																
BENZO(G,H,I)PERYLENE	0.20		ug/L	U	YES																
Benzo(k)fluoranthene	0.20		ug/L	U	YES																
Benzoic acid	10		ug/L	U	NO	R				R	UJ		UJ								G-,J-,H-
Benzyl alcohol	5.0		ug/L	U	YES	UJ							UJ								G-
bis(2-Chloroethoxy)methane	1.0		ug/L	U	YES																
bis(2-Chloroethyl) ether	1.0		ug/L	U	YES																
bis(2-Ethylhexyl) phthalate	2.1		ug/L	J B	YES	J								J							L
Butylbenzyl Phthalate	1.0		ug/L	U	YES																
Carbazole	1.0		ug/L	U	YES																
Chrysene	0.20		ug/L	U	YES																

* Overall result qualifier reflects summation of qualifiers added during automated data review and any qualifiers added manually for categories not assessed by automated data review

Sample Qualification Report with Reason Codes (All Results sorted by Client Sample ID)

Client Sample ID : FWGBKGmw-010C-0464-GW **Lab Report Batch :** A7G120101 **Lab ID :** STLCAN

Sample Date : 07/10/2007 **Analysis Type: RES** **Sample Matrix :** AQ

Lab Sample ID: A7G120101018

Reviewed By / Date : Heather Melby 9/12/07 **Approved By / Date :**

Analyte Name	Result	Uncertainty / Error	Result Units	Lab Qual	Rep Res	Overall Qual*	Temp	HT	MB	LCS	MS	Lab Dup	Surr	Rep Limit	Moist Tot/Dis	Field QC	Tune	IC	ICV	CV / CCV	Reason Codes
Analysis Method : 8270C						**Dilution: 1**															
dibenzo(a,h)anthracene	0.20		ug/L	U	YES																
Dibenzofuran	1.0		ug/L	U	YES																
Diethyl phthalate	1.0		ug/L	U	YES																
Dimethyl phthalate	1.0		ug/L	U	YES																
Di-n-butyl phthalate	1.0		ug/L	U	YES																
Di-n-octyl phthalate	1.0		ug/L	U	YES																
Fluoranthene	0.20		ug/L	U	YES																
Fluorene	0.20		ug/L	U	YES																
Hexachlorobenzene	0.20		ug/L	U	YES																
Hexachlorobutadiene	1.0		ug/L	U	YES																
Hexachlorocyclopentadiene	10		ug/L	U	NO	R				R	UJ										I,J-,H-
Hexachloroethane	1.0		ug/L	U	NO	R				R	UJ										H-,J-
Indeno(1,2,3-cd)pyrene	0.20		ug/L	U	YES																
Isophorone	1.0		ug/L	U	YES																
Naphthalene	0.20		ug/L	U	YES																
Nitrobenzene	1.0		ug/L	U	YES																
N-nitroso-di-n-propylamine	1.0		ug/L	U	YES																
N-Nitrosodiphenylamine	1.0		ug/L	U	YES																
Pentachlorophenol	5.0		ug/L	U	YES	UJ							UJ								G-
Phenanthrene	0.20		ug/L	U	YES																
Phenol	1.0		ug/L	U	YES	UJ							UJ								H G
Pyrene	0.20		ug/L	U	YES																

* Overall result qualifier reflects summation of qualifiers added during automated data review and any qualifiers added manually for categories not assessed by automated data review

Sample Qualification Report with Reason Codes (All Results sorted by Client Sample ID)

Client Sample ID : FWGBKGmw-013C-0466-GF **Lab Report Batch :** A7G120101 **Lab ID :** STLCAN

Sample Date : 07/11/2007 **Analysis Type: RES/TOT** **Sample Matrix :** AQ

Lab Sample ID: A7G120101026

Reviewed By / Date : Heather Melley 9/12/07 **Approved By / Date :**

Analyte Name	Result	Uncertainty / Error	Result Units	Lab Qual	Rep Res	Overall Qual*	Temp	HT	MB	LCS	MS	Lab Dup	Surr	Rep Limit	Moist Tot/Dis	Field QC	Tune	IC	ICV	CV / CCV	Reason Codes
Analysis Method : 6010B						**Dilution: 1**															
Arsenic	9.6		ug/L		YES																
Barium	74.1		ug/L		YES																
Calcium	68300		ug/L	J	YES																
Chromium	5.0		ug/L	U	YES																
Cobalt	5.0		ug/L	U	YES																
Copper	5.0		ug/L	U	YES																
Lead	3.0		ug/L	U	YES																
Magnesium	22900		ug/L		YES																
Manganese	373		ug/L		YES																
Nickel	10.0		ug/L	U	YES																
Potassium	1600		ug/L	J E	YES	J															P, J
Selenium	5.0		ug/L	U	YES																
Silver	5.0		ug/L	U	YES																
Sodium	11000		ug/L		YES																
Vanadium	10.0		ug/L	U	YES																
Analysis Method : 6020						**Dilution: 1**															
Aluminum	50.0		ug/L	U	YES																
Antimony	2.0		ug/L	U	YES																
Beryllium	1.0		ug/L	U	YES																
Cadmium	0.50		ug/L	U	YES																
Iron	1290		ug/L	J	YES	J															P, J
Thallium	1.0		ug/L	U	YES																
Zinc	3.0		ug/L	B J	YES	J								J							L
Analysis Method : 7470A						**Dilution: 1**															
Mercury	0.20		ug/L	U	YES																

* Overall result qualifier reflects summation of qualifiers added during automated data review and any qualifiers added manually for categories not assessed by automated data review

Sample Qualification Report with Reason Codes (All Results sorted by Client Sample ID)

Client Sample ID : FWGBKGmw-013C-0466-GW **Lab Report Batch :** A7G120101 **Lab ID :** STLCAN

Sample Date : 07/11/2007 **Analysis Type: DL** **Sample Matrix :** AQ

Lab Sample ID: A7G120101025

Reviewed By / Date : Heather Kelley 9/13/07 **Approved By / Date :**

Analyte Name	Result	Uncertainty / Error	Result Units	Lab Qual	Rep Res	Overall Qual*	Temp	HT	MB	LCS	MS	Lab Dup	Surr	Rep Limit	Moist Tot/Dis	Field QC	Tune	IC	ICV	CV / CCV	Reason Codes
Analysis Method : 8330						**Dilution: 1.12**															
1,3,5-Trinitrobenzene	0.11		ug/L	U	YES																
1,3-Dinitrobenzene	0.11		ug/L	U	YES																
2,4,6-TNT	0.11		ug/L	U	YES																
2,4-Dinitrotoluene	0.11		ug/L	U	YES																
2,6-Dinitrotoluene	0.11		ug/L	U	YES																
2-Amino-4,6-dinitrotoluene	0.11		ug/L	U	YES																
2-Nitrotoluene	0.56		ug/L	U	YES																
3-Nitrotoluene	0.56		ug/L	U	YES																
4-Amino-2,6-Dinitrotoluene	0.11		ug/L	U	YES																
4-Nitrotoluene	0.56		ug/L	U	YES																
HMX	0.11		ug/L	U	YES																
Nitrobenzene	0.11		ug/L	U	YES																
NITROGLYCERINE	0.73		ug/L	U	YES																
Pentaerythritol Tetranitrate (PETN)	0.73		ug/L	U	YES																
RDX	0.11		ug/L	U	YES																
TETRYL	0.11		ug/L	U	YES																

* Overall result qualifier reflects summation of qualifiers added during automated data review and any qualifiers added manually for categories not assessed by automated data review

Sample Qualification Report with Reason Codes (All Results sorted by Client Sample ID)

Client Sample ID : FWGBKGmw-013C-0466-GW **Lab Report Batch :** A7G120101 **Lab ID :** STLCAN

Sample Date : 07/11/2007 **Analysis Type: RE** **Sample Matrix :** AQ

Lab Sample ID: A7G120101025

Reviewed By / Date : Heather Nelley 9/12/07 **Approved By / Date :**

Analyte Name	Result	Uncertainty / Error	Result Units	Lab Qual	Rep Res	Overall Qual*	Temp	HT	MB	LCS	MS	Lab Dup	Surr	Rep Limit	Moist Tot/Dis	Field QC	Tune	IC	ICV	CV / CCV	Reason Codes
Analysis Method : 8270C						**Dilution: 1**															
1,2,4-Trichlorobenzene	1.0		ug/L	U	NO	R		R													D-
1,2-Dichlorobenzene	1.0		ug/L	U	NO	R		R													D-
1,3-Dichlorobenzene	1.0		ug/L	U	NO	R		R													D-
1,4-Dichlorobenzene	1.0		ug/L	U	NO	R		R													D-
2,2-OXYBIS (1-CHLOROPROPANE)	1.0		ug/L	U	NO	R		R		UJ											J-,D-
2,4,5-Trichlorophenol	5.0		ug/L	U	NO	R		R													D-
2,4,6-Trichlorophenol	5.0		ug/L	U	NO	R		R													D-
2,4-Dichlorophenol	2.0		ug/L	U	NO	R		R													D-
2,4-Dimethylphenol	2.0		ug/L	U	NO	R		R													D-
2,4-Dinitrophenol	5.0		ug/L	U	YES	R		R		R	UJ										H-,D-,J-
2,4-Dinitrotoluene	5.0		ug/L	U	NO	R		R													D-
2,6-Dinitrotoluene	5.0		ug/L	U	NO	R		R													D-
2-Chloronaphthalene	1.0		ug/L	U	NO	R		R													D-
2-Chlorophenol	1.0		ug/L	U	NO	R		R													D-
2-Methylnaphthalene	0.20		ug/L	U	NO	R		R													D-
2-Methylphenol	1.0		ug/L	U	NO	R		R													D-
2-Nitroaniline	2.0		ug/L	U	NO	R		R													D-
2-Nitrophenol	2.0		ug/L	U	NO	R		R													D-
3,3'-Dichlorobenzidine	5.0		ug/L	U	NO	R		R													D-
3-Nitroaniline	2.0		ug/L	U	NO	R		R													D-
4,6-Dinitro-2-methylphenol	5.0		ug/L	U	NO	R		R													D-
4-Bromophenyl phenyl ether	2.0		ug/L	U	NO	R		R													D-
4-Chloro-3-methylphenol	2.0		ug/L	U	NO	R		R													D-
4-Chloroaniline	2.0		ug/L	U	NO	R		R													D-
4-Chlorophenyl phenyl ether	2.0		ug/L	U	NO	R		R													D-
4-Methylphenol	1.0		ug/L	U	NO	R		R													D-
4-Nitroanaline	2.0		ug/L	U	NO	R		R													D-
4-Nitrophenol	5.0		ug/L	U	NO	R		R													D-
Acenaphthene	0.20		ug/L	U	NO	R		R													D-
Acenaphthylene	0.20		ug/L	U	NO	R		R													D-
Anthracene	0.20		ug/L	U	NO	R		R													D-

* Overall result qualifier reflects summation of qualifiers added during automated data review and any qualifiers added manually for categories not assessed by automated data review

Sample Qualification Report with Reason Codes (All Results sorted by Client Sample ID)

Client Sample ID : FWGBKGmw-013C-0466-GW **Lab Report Batch :** A7G120101 **Lab ID :** STLCAN

Sample Date : 07/11/2007 **Analysis Type: RE** **Sample Matrix :** AQ

Lab Sample ID: A7G120101025

Reviewed By / Date : Heather Medley 9/12/07 **Approved By / Date :**

Analyte Name	Result	Uncertainty / Error	Result Units	Lab Qual	Rep Res	Overall Qual*	Temp	HT	MB	LCS	MS	Lab Dup	Surr	Rep Limit	Moist Tot/Dis	Field QC	Tune	IC	ICV	CV / CCV	Reason Codes
Analysis Method : 8270C						**Dilution: 1**															
Benzo(a)anthracene	0.20		ug/L	U	NO	R		R													D-
Benzo(a)pyrene	0.20		ug/L	U	NO	R		R													D-
Benzo(b)fluoranthene	0.20		ug/L	U	NO	R		R													D-
BENZO(G,H,I)PERYLENE	0.20		ug/L	U	NO	R		R													D-
Benzo(k)fluoranthene	0.20		ug/L	U	NO	R		R													D-
Benzoic acid	10		ug/L	U	YES	R		R		R	UJ										H-,D-,J-
Benzyl alcohol	5.0		ug/L	U	NO	R		R													D-
bis(2-Chloroethoxy)methane	1.0		ug/L	U	NO	R		R													D-
bis(2-Chloroethyl) ether	1.0		ug/L	U	NO	R		R													D-
bis(2-Ethylhexyl) phthalate	3.4		ug/L	J B	NO	~~UJ~~ R		~~J~~ R						✓		~~U~~					~~J~~ D-
Butylbenzyl Phthalate	1.0		ug/L	U	NO	R		R													D-
Carbazole	1.0		ug/L	U	NO	R		R													D-
Chrysene	0.20		ug/L	U	NO	R		R													D-
dibenzo(a,h)anthracene	0.20		ug/L	U	NO	R		R													D-
Dibenzofuran	1.0		ug/L	U	NO	R		R													D-
Diethyl phthalate	1.0		ug/L	U	NO	R		R													D-
Dimethyl phthalate	1.0		ug/L	U	NO	R		R													D-
Di-n-butyl phthalate	1.0		ug/L	U	NO	R		R													D-
Di-n-octyl phthalate	1.0		ug/L	U	NO	R		R													D-
Fluoranthene	0.20		ug/L	U	NO	R		R													D-
Fluorene	0.20		ug/L	U	NO	R		R													D-
Hexachlorobenzene	0.20		ug/L	U	NO	R		R													D-
Hexachlorobutadiene	1.0		ug/L	U	NO	R		R													D-
Hexachlorocyclopentadiene	10		ug/L	U	YES	R		R		R	UJ										I,D-,J-,H-
Hexachloroethane	1.0		ug/L	U	YES	R		R													D-
Indeno(1,2,3-cd)pyrene	0.20		ug/L	U	NO	R		R													D-
Isophorone	1.0		ug/L	U	NO	R		R													D-
Naphthalene	0.20		ug/L	U	NO	R		R													D-
Nitrobenzene	1.0		ug/L	U	NO	R		R													D-
N-nitroso-di-n-propylamine	1.0		ug/L	U	NO	R		R													D-
N-Nitrosodiphenylamine	1.0		ug/L	U	NO	R		R													D-

* Overall result qualifier reflects summation of qualifiers added during automated data review and any qualifiers added manually for categories not assessed by automated data review

Sample Qualification Report with Reason Codes (All Results sorted by Client Sample ID)

Client Sample ID : FWGBKGmw-013C-0466-GW **Lab Report Batch :** A7G120101 **Lab ID :** STLCAN

Sample Date : 07/11/2007 **Analysis Type: RE** **Sample Matrix :** AQ

Lab Sample ID: A7G120101025

Reviewed By / Date : Heather Medley 9/12/07 **Approved By / Date :**

Analyte Name	Result	Uncertainty / Error	Result Units	Lab Qual	Rep Res	Overall Qual*	Temp	HT	MB	LCS	MS	Lab Dup	Surr	Rep Limit	Moist Tot/Dis	Field QC	Tune	IC	ICV	CV / CCV	Reason Codes
Analysis Method : 8270C						**Dilution: 1**															
Pentachlorophenol	5.0		ug/L	U	NO	R		R													D-
Phenanthrene	0.20		ug/L	U	NO	R		R													D-
Phenol	1.0		ug/L	U	NO	R		R													D-
Pyrene	0.20		ug/L	U	NO	R		R													D-

* Overall result qualifier reflects summation of qualifiers added during automated data review and any qualifiers added manually for categories not assessed by automated data review

Sample Qualification Report with Reason Codes (All Results sorted by Client Sample ID)

Client Sample ID : FWGBKGmw-013C-0466-GW **Lab Report Batch :** A7G120101 **Lab ID :** STLCAN

Sample Date : 07/11/2007 **Analysis Type: RES** **Sample Matrix :** AQ

Lab Sample ID: A7G120101025

Reviewed By / Date : Heather Nelley 9/12/07 **Approved By / Date :**

Analyte Name	Result	Uncertainty / Error	Result Units	Lab Qual	Rep Res	Overall Qual*	Temp	HT	MB	LCS	MS	Lab Dup	Surr	Rep Limit	Moist Tot/Dis	Field QC	Tune	IC	ICV	CV / CCV	Reason Codes
Analysis Method : 353.2 Modified						**Dilution: 1**															
Nitrocellulose	0.16		mg/L	B	YES	J					J			J							L, H
Analysis Method : 8081A						**Dilution: 1**															
4,4'-DDD	0.030		ug/L	U	YES																
4,4'-DDE	0.030		ug/L	U	YES																
4,4'-DDT	0.030		ug/L	U	YES																
Aldrin	0.030		ug/L	U	YES																
alpha-BHC	0.030		ug/L	U	YES																
alpha-Chordane	0.030		ug/L	U	YES																
beta-BHC	0.030		ug/L	U	YES																
delta-BHC	0.030		ug/L	U	YES																
Dieldrin	0.030		ug/L	U	YES																
Endosulfan I	0.025		ug/L	U	YES	UJ				UJ											J-
Endosulfan II	0.025		ug/L	U	YES																
Endosulfan sulfate	0.030		ug/L	U	YES																
Endrin	0.030		ug/L	U	YES																
Endrin aldehyde	0.030		ug/L	U	YES																
Endrin ketone	0.030		ug/L	U	YES																
gamma-BHC	0.030		ug/L	U	YES																
gamma-Chlordane	0.030		ug/L	U	YES																
Heptachlor	0.030		ug/L	U	YES																
Heptachlor epoxide	0.030		ug/L	U	YES																
Methoxychlor	0.10		ug/L	U	YES																
Toxaphene	2.0		ug/L	U	YES																
Analysis Method : 8082						**Dilution: 1**															
Aroclor 1016	0.50		ug/L	U	YES	UJ							UJ								G-
Aroclor 1221	0.50		ug/L	U	YES	UJ							UJ								G-
Aroclor 1232	0.50		ug/L	U	YES	UJ							UJ								G-
Aroclor 1242	0.50		ug/L	U	YES	UJ							UJ								G-
Aroclor 1248	0.50		ug/L	U	YES	UJ							UJ								G-
Aroclor 1254	0.50		ug/L	U	YES	UJ							UJ								G-
Aroclor 1260	0.50		ug/L	U	YES	UJ							UJ								G-
Analysis Method : 8260B						**Dilution: 1**															

* Overall result qualifier reflects summation of qualifiers added during automated data review and any qualifiers added manually for categories not assessed by automated data review

Sample Qualification Report with Reason Codes (All Results sorted by Client Sample ID)

Client Sample ID : FWGBKGmw-013C-0466-GW **Lab Report Batch :** A7G120101 **Lab ID :** STLCAN

Sample Date : 07/11/2007 **Analysis Type: RES** **Sample Matrix :** AQ

Lab Sample ID: A7G120101025

Reviewed By / Date : Heather Nedley 9/12/07 **Approved By / Date :**

Analyte Name	Result	Uncertainty / Error	Result Units	Lab Qual	Rep Res	Overall Qual*	Temp	HT	MB	LCS	MS	Lab Dup	Surr	Rep Limit	Moist Tot/Dis	Field QC	Tune	IC	ICV	CV / CCV	Reason Codes
Analysis Method : 8260B						**Dilution: 1**															
1,1,1-Trichloroethane	1.0		ug/L	U	YES																
1,1,2,2-Tetrachloroethane	1.0		ug/L	U	YES																
1,1,2-Trichloroethane	1.0		ug/L	U	YES																
1,1-Dichloroethane	1.0		ug/L	U	YES																
1,1-Dichloroethene	1.0		ug/L	U	YES																
1,2-Dibromoethane	1.0		ug/L	U	YES																
1,2-Dichloroethane	1.0		ug/L	U	YES																
1,2-Dichloroethene (total)	1.0		ug/L	U	YES																
1,2-Dichloropropane	1.0		ug/L	U	YES																
2-Butanone	10		ug/L	U	YES																
2-Hexanone	10		ug/L	U	YES	R					UJ										Pj-,H-
4-Methyl-2-pentanone	10		ug/L	U	YES	UJ					UJ										Pj-,H-
Acetone	10		ug/L	U	YES	R					UJ										Pj-,H-
Benzene	1.0		ug/L	U	YES																
Bromochloromethane	1.0		ug/L	U	YES																
Bromodichloromethane	1.0		ug/L	U	YES																
Bromoform	1.0		ug/L	U	YES																
Bromomethane	1.0		ug/L	U	YES	UJ													UJ		U-
Carbon disulfide	1.0		ug/L	U	YES																
Carbon tetrachloride	1.0		ug/L	U	YES																
Chlorobenzene	1.0		ug/L	U	YES																
Chloroethane	1.0		ug/L	U	YES	UJ															Pj-
Chloroform	1.0		ug/L	U	YES																
Chloromethane	1.0		ug/L	U	YES																
cis-1,2-Dichloroethene	1.0		ug/L	U	YES																
cis-1,3-Dichloropropene	1.0		ug/L	U	YES																
Dibromochloromethane	1.0		ug/L	U	YES																
Ethylbenzene	1.0		ug/L	U	YES																
M&P-XYLENES	2.0		ug/L	U	YES	UJ															Pj-
Methylene chloride	2.0		ug/L	U	YES	R															Pj-
o-Xylene	1.0		ug/L	U	YES	UJ															Pj-

* Overall result qualifier reflects summation of qualifiers added during automated data review and any qualifiers added manually for categories not assessed by automated data review

Sample Qualification Report with Reason Codes (All Results sorted by Client Sample ID)

Client Sample ID : FWGBKGmw-013C-0466-GW **Lab Report Batch :** A7G120101 **Lab ID :** STLCAN

Sample Date : 07/11/2007 **Analysis Type: RES** **Sample Matrix :** AQ

Lab Sample ID: A7G120101025

Reviewed By / Date : Heather Heller 9/12/07 **Approved By / Date :**

Analyte Name	Result	Uncertainty / Error	Result Units	Lab Qual	Rep Res	Overall Qual*	Temp	HT	MB	LCS	MS	Lab Dup	Surr	Rep Limit	Moist Tot/Dis	Field QC	Tune	IC	ICV	CV / CCV	Reason Codes
Analysis Method : 8260B						**Dilution: 1**															
Styrene	1.0		ug/L	U	YES																
Tetrachloroethene	1.0		ug/L	U	YES																
Toluene	1.0		ug/L	U	YES																
TOTAL XYLENES	2.0		ug/L	U	YES	UJ															Pj-
trans-1,2-Dichloroethene	1.0		ug/L	U	YES																
trans-1,3-Dichloropropene	1.0		ug/L	U	YES																
Trichloroethene	1.0		ug/L	U	YES																
Vinyl chloride	1.0		ug/L	U	YES																
Analysis Method : 8270C						**Dilution: 1**															
1,2,4-Trichlorobenzene	1.0		ug/L	U	YES																
1,2-Dichlorobenzene	1.0		ug/L	U	YES																
1,3-Dichlorobenzene	1.0		ug/L	U	YES																
1,4-Dichlorobenzene	1.0		ug/L	U	YES																
2,2-OXYBIS (1-CHLOROPROPANE)	1.0		ug/L	U	YES	UJ				UJ											J-
2,4,5-Trichlorophenol	5.0		ug/L	U	YES																
2,4,6-Trichlorophenol	5.0		ug/L	U	YES																
2,4-Dichlorophenol	2.0		ug/L	U	YES																
2,4-Dimethylphenol	2.0		ug/L	U	YES																
2,4-Dinitrophenol	5.0		ug/L	U	NO	R				R	UJ										H-,J-
2,4-Dinitrotoluene	5.0		ug/L	U	YES																
2,6-Dinitrotoluene	5.0		ug/L	U	YES																
2-Chloronaphthalene	1.0		ug/L	U	YES																
2-Chlorophenol	1.0		ug/L	U	YES																
2-Methylnaphthalene	0.20		ug/L	U	YES																
2-Methylphenol	1.0		ug/L	U	YES																
2-Nitroaniline	2.0		ug/L	U	YES																
2-Nitrophenol	2.0		ug/L	U	YES																
3,3'-Dichlorobenzidine	5.0		ug/L	U	YES																
3-Nitroaniline	2.0		ug/L	U	YES																
4,6-Dinitro-2-methylphenol	5.0		ug/L	U	YES																
4-Bromophenyl phenyl ether	2.0		ug/L	U	YES																

* Overall result qualifier reflects summation of qualifiers added during automated data review and any qualifiers added manually for categories not assessed by automated data review

Sample Qualification Report with Reason Codes (All Results sorted by Client Sample ID)

Client Sample ID : FWGBKGmw-013C-0466-GW **Lab Report Batch :** A7G120101 **Lab ID :** STLCAN

Sample Date : 07/11/2007 **Analysis Type: RES** **Sample Matrix :** AQ

Lab Sample ID: A7G120101025

Reviewed By / Date : Heather Medley 9/12/07 **Approved By / Date :**

Analyte Name	Result	Uncertainty / Error	Result Units	Lab Qual	Rep Res	Overall Qual*	Temp	HT	MB	LCS	MS	Lab Dup	Surr	Rep Limit	Moist Tot/Dis	Field QC	Tune	IC	ICV	CV / CCV	Reason Codes
Analysis Method : 8270C						**Dilution: 1**															
4-Chloro-3-methylphenol	2.0		ug/L	U	YES																
4-Chloroaniline	2.0		ug/L	U	YES																
4-Chlorophenyl phenyl ether	2.0		ug/L	U	YES																
4-Methylphenol	1.0		ug/L	U	YES																
4-Nitroanaline	2.0		ug/L	U	YES																
4-Nitrophenol	5.0		ug/L	U	YES																
Acenaphthene	0.20		ug/L	U	YES																
Acenaphthylene	0.20		ug/L	U	YES																
Anthracene	0.20		ug/L	U	YES																
Benzo(a)anthracene	0.20		ug/L	U	YES																
Benzo(a)pyrene	0.20		ug/L	U	YES																
Benzo(b)fluoranthene	0.20		ug/L	U	YES																
BENZO(G,H,I)PERYLENE	0.20		ug/L	U	YES																
Benzo(k)fluoranthene	0.20		ug/L	U	YES																
Benzoic acid	10		ug/L	U	NO	R				R	UJ										H-,J-
Benzyl alcohol	5.0		ug/L	U	YES																
bis(2-Chloroethoxy)methane	1.0		ug/L	U	YES																
bis(2-Chloroethyl) ether	1.0		ug/L	U	YES																
bis(2-Ethylhexyl) phthalate	3.5		ug/L	J B	YES	J								J							L
Butylbenzyl Phthalate	1.0		ug/L	U	YES																
Carbazole	1.0		ug/L	U	YES																
Chrysene	0.20		ug/L	U	YES																
dibenzo(a,h)anthracene	0.20		ug/L	U	YES																
Dibenzofuran	1.0		ug/L	U	YES																
Diethyl phthalate	1.0		ug/L	U	YES																
Dimethyl phthalate	1.0		ug/L	U	YES																
Di-n-butyl phthalate	1.0		ug/L	U	YES																
Di-n-octyl phthalate	1.0		ug/L	U	YES																
Fluoranthene	0.20		ug/L	U	YES																
Fluorene	0.20		ug/L	U	YES																
Hexachlorobenzene	0.20		ug/L	U	YES																

* Overall result qualifier reflects summation of qualifiers added during automated data review and any qualifiers added manually for categories not assessed by automated data review

Sample Qualification Report with Reason Codes (All Results sorted by Client Sample ID)

Client Sample ID : FWGBKGmw-013C-0466-GW **Lab Report Batch :** A7G120101 **Lab ID :** STLCAN

Sample Date : 07/11/2007 **Analysis Type: RES** **Sample Matrix :** AQ

Lab Sample ID: A7G120101025

Reviewed By / Date : Heather Medley 9/12/07 **Approved By / Date :**

Analyte Name	Result	Uncertainty / Error	Result Units	Lab Qual	Rep Res	Overall Qual*	Temp	HT	MB	LCS	MS	Lab Dup	Surr	Rep Limit	Moist Tot/Dis	Field QC	Tune	IC	ICV	CV / CCV	Reason Codes
Analysis Method : 8270C						**Dilution: 1**															
Hexachlorobutadiene	1.0		ug/L	U	YES																
Hexachlorocyclopentadiene	10		ug/L	U	NO	R				R	UJ										I,J-,H-
Hexachloroethane	1.0		ug/L	U	NO	R				R	UJ										H-,J-
Indeno(1,2,3-cd)pyrene	0.20		ug/L	U	YES																
Isophorone	1.0		ug/L	U	YES																
Naphthalene	0.20		ug/L	U	YES																
Nitrobenzene	1.0		ug/L	U	YES																
N-nitroso-di-n-propylamine	1.0		ug/L	U	YES																
N-Nitrosodiphenylamine	1.0		ug/L	U	YES																
Pentachlorophenol	5.0		ug/L	U	YES																
Phenanthrene	0.20		ug/L	U	YES																
Phenol	1.0		ug/L	U	YES																
Pyrene	0.20		ug/L	U	YES																
Analysis Method : 9012A						**Dilution: 1**															
Cyanide	0.010		mg/L	U	YES																
Analysis Method : SW8330 Modified						**Dilution: 1**															
Nitroguanidine	20		ug/L	U	YES																

* Overall result qualifier reflects summation of qualifiers added during automated data review and any qualifiers added manually for categories not assessed by automated data review

Sample Qualification Report with Reason Codes (All Results sorted by Client Sample ID)

Client Sample ID : FWGBKGmw-020C-0472-GF **Lab Report Batch :** A7G120101 **Lab ID :** STLCAN

Sample Date : 07/11/2007 **Analysis Type: RES/TOT** **Sample Matrix :** AQ

Lab Sample ID: A7G120101004

Reviewed By / Date : Heather Nulley 9/12/07 **Approved By / Date :**

Analyte Name	Result	Uncertainty / Error	Result Units	Lab Qual	Rep Res	Overall Qual*	Temp	HT	MB	LCS	MS	Lab Dup	Surr	Rep Limit	Moist Tot/Dis	Field QC	Tune	IC	ICV	CV / CCV	Reason Codes
Analysis Method : 6010B						**Dilution: 1**															
Arsenic	5.0		ug/L	U	YES																
Barium	111		ug/L		YES																
Calcium	46900		ug/L	J	YES																
Chromium	5.0		ug/L	U	YES																
Cobalt	5.0		ug/L	U	YES																
Copper	5.0		ug/L	U	YES																
Lead	3.0		ug/L	U	YES																
Magnesium	14600		ug/L		YES																
Manganese	652		ug/L		YES																
Nickel	10.0		ug/L	U	YES																
Potassium	2280		ug/L	J	YES	J															PJ
Selenium	5.0		ug/L	U	YES																
Silver	5.0		ug/L	U	YES																
Sodium	7070		ug/L		YES																
Vanadium	10.0		ug/L	U	YES																
Analysis Method : 6020						**Dilution: 1**															
Aluminum	50.0		ug/L	U	YES																
Antimony	2.0		ug/L	U	YES																
Beryllium	1.0		ug/L	U	YES																
Cadmium	0.50		ug/L	U	YES																
Iron	2510		ug/L	J	YES	J															PJ
Thallium	1.0		ug/L	U	YES																
Zinc	3.6		ug/L	B J	YES	J								J							L
Analysis Method : 7470A						**Dilution: 1**															
Mercury	0.20		ug/L	U	YES																

* Overall result qualifier reflects summation of qualifiers added during automated data review and any qualifiers added manually for categories not assessed by automated data review

Sample Qualification Report with Reason Codes (All Results sorted by Client Sample ID)

Client Sample ID : FWGBKGmw-020C-0472-GW **Lab Report Batch :** A7G120101 **Lab ID :** STLCAN

Sample Date : 07/11/2007 **Analysis Type: RE** **Sample Matrix :** AQ

Lab Sample ID: A7G120101003

Reviewed By / Date : Heather Melley 9/12/07 **Approved By / Date :**

Analyte Name	Result	Uncertainty / Error	Result Units	Lab Qual	Rep Res	Overall Qual*	Temp	HT	MB	LCS	MS	Lab Dup	Surr	Rep Limit	Moist Tot/Dis	Field QC	Tune	IC	ICV	CV / CCV	Reason Codes
Analysis Method : 8270C						**Dilution: 1**															
1,2,4-Trichlorobenzene	1.0		ug/L	U	NO	R		R					UJ								G-,D-
1,2-Dichlorobenzene	1.0		ug/L	U	NO	R		R					UJ								G-,D-
1,3-Dichlorobenzene	1.0		ug/L	U	NO	R		R					UJ								G-,D-
1,4-Dichlorobenzene	1.0		ug/L	U	NO	R		R					UJ								G-,D-
2,2-OXYBIS (1-CHLOROPROPANE)	1.0		ug/L	U	NO	R		R		UJ			UJ								G-,D-,J-
2,4,5-Trichlorophenol	5.0		ug/L	U	NO	R		R					UJ								G-,D-
2,4,6-Trichlorophenol	5.0		ug/L	U	NO	R		R					UJ								G-,D-
2,4-Dichlorophenol	2.0		ug/L	U	NO	R		R					UJ								G-,D-
2,4-Dimethylphenol	2.0		ug/L	U	NO	R		R					UJ								G-,D-
2,4-Dinitrophenol	5.0		ug/L	U	YES	R		R		R	UJ		UJ								G-,D-,J-,H
2,4-Dinitrotoluene	5.0		ug/L	U	NO	R		R					UJ								G-,D-
2,6-Dinitrotoluene	5.0		ug/L	U	NO	R		R					UJ								G-,D-
2-Chloronaphthalene	1.0		ug/L	U	NO	R		R					UJ								G-,D-
2-Chlorophenol	1.0		ug/L	U	NO	R		R					UJ								G-,D-
2-Methylnaphthalene	0.20		ug/L	U	NO	R		R					UJ								G-,D-
2-Methylphenol	1.0		ug/L	U	NO	R		R					UJ								G-,D-
2-Nitroaniline	2.0		ug/L	U	NO	R		R					UJ								G-,D-
2-Nitrophenol	2.0		ug/L	U	NO	R		R					UJ								G-,D-
3,3'-Dichlorobenzidine	5.0		ug/L	U	NO	R		R					UJ								G-,D-
3-Nitroaniline	2.0		ug/L	U	NO	R		R					UJ								G-,D-
4,6-Dinitro-2-methylphenol	5.0		ug/L	U	NO	R		R					UJ								G-,D-
4-Bromophenyl phenyl ether	2.0		ug/L	U	NO	R		R					UJ								G-,D-
4-Chloro-3-methylphenol	2.0		ug/L	U	NO	R		R					UJ								G-,D-
4-Chloroaniline	2.0		ug/L	U	NO	R		R					UJ								G-,D-
4-Chlorophenyl phenyl ether	2.0		ug/L	U	NO	R		R					UJ								G-,D-
4-Methylphenol	1.0		ug/L	U	NO	R		R					UJ								G-,D-
4-Nitroanaline	2.0		ug/L	U	NO	R		R					UJ								G-,D-
4-Nitrophenol	5.0		ug/L	U	NO	R		R					UJ								G-,D-
Acenaphthene	0.20		ug/L	U	NO	R		R					UJ								G-,D-
Acenaphthylene	0.20		ug/L	U	NO	R		R					UJ								G-,D-
Anthracene	0.20		ug/L	U	NO	R		R					UJ								G-,D-

* Overall result qualifier reflects summation of qualifiers added during automated data review and any qualifiers added manually for categories not assessed by automated data review

Sample Qualification Report with Reason Codes (All Results sorted by Client Sample ID)

Client Sample ID : FWGBKGmw-020C-0472-GW **Lab Report Batch :** A7G120101 **Lab ID :** STLCAN

Sample Date : 07/11/2007 **Analysis Type: RE** **Sample Matrix :** AQ

Lab Sample ID: A7G120101003

Reviewed By / Date : Heather Medley 9/12/07 **Approved By / Date :**

Analyte Name	Result	Uncertainty / Error	Result Units	Lab Qual	Rep Res	Overall Qual*	Temp	HT	MB	LCS	MS	Lab Dup	Surr	Rep Limit	Moist Tot/Dis	Field QC	Tune	IC	ICV	CV / CCV	Reason Codes
Analysis Method : 8270C						**Dilution: 1**															
Benzo(a)anthracene	0.20		ug/L	U	NO	R		R					UJ								G-,D-
Benzo(a)pyrene	0.20		ug/L	U	NO	R		R					UJ								G-,D-
Benzo(b)fluoranthene	0.20		ug/L	U	NO	R		R					UJ								G-,D-
BENZO(G,H,I)PERYLENE	0.20		ug/L	U	NO	R		R					UJ								G-,D-
Benzo(k)fluoranthene	0.20		ug/L	U	NO	R		R					UJ								G-,D-
Benzoic acid	10		ug/L	U	YES	R		R		R	UJ		UJ								G-,D-,J-,H
Benzyl alcohol	5.0		ug/L	U	NO	R		R					UJ								G-,D-
bis(2-Chloroethoxy)methane	1.0		ug/L	U	NO	R		R					UJ								G-,D-
bis(2-Chloroethyl) ether	1.0		ug/L	U	NO	R		R					UJ								G-,D-
bis(2-Ethylhexyl) phthalate	10		ug/L	U	NO	R		R					UJ								G-,D-
Butylbenzyl Phthalate	1.0		ug/L	U	NO	R		R					UJ								G-,D-
Carbazole	1.0		ug/L	U	NO	R		R					UJ								G-,D-
Chrysene	0.20		ug/L	U	NO	R		R					UJ								G-,D-
dibenzo(a,h)anthracene	0.20		ug/L	U	NO	R		R					UJ								G-,D-
Dibenzofuran	1.0		ug/L	U	NO	R		R					UJ								G-,D-
Diethyl phthalate	1.0		ug/L	U	NO	R		R					UJ								G-,D-
Dimethyl phthalate	1.0		ug/L	U	NO	R		R					UJ								G-,D-
Di-n-butyl phthalate	1.0		ug/L	U	NO	R		R					UJ								G-,D-
Di-n-octyl phthalate	1.0		ug/L	U	NO	R		R					UJ								G-,D-
Fluoranthene	0.20		ug/L	U	NO	R		R					UJ								G-,D-
Fluorene	0.20		ug/L	U	NO	R		R					UJ								G-,D-
Hexachlorobenzene	0.20		ug/L	U	NO	R		R					UJ								G-,D-
Hexachlorobutadiene	1.0		ug/L	U	NO	R		R					UJ								G-,D-
Hexachlorocyclopentadiene	10		ug/L	U	YES	R		R		R	UJ		UJ								G-,D-,J-,H
Hexachloroethane	1.0		ug/L	U	YES	R		R					UJ								G-,D-
Indeno(1,2,3-cd)pyrene	0.20		ug/L	U	NO	R		R					UJ								G-,D-
Isophorone	1.0		ug/L	U	NO	R		R					UJ								G-,D-
Naphthalene	0.20		ug/L	U	NO	R		R					UJ								G-,D-
Nitrobenzene	1.0		ug/L	U	NO	R		R					UJ								G-,D-
N-nitroso-di-n-propylamine	1.0		ug/L	U	NO	R		R					UJ								G-,D-
N-Nitrosodiphenylamine	1.0		ug/L	U	NO	R		R					UJ								G-,D-

* Overall result qualifier reflects summation of qualifiers added during automated data review and any qualifiers added manually for categories not assessed by automated data review

Sample Qualification Report with Reason Codes (All Results sorted by Client Sample ID)

Client Sample ID : FWGBKGmw-020C-0472-GW **Lab Report Batch :** A7G120101 **Lab ID :** STLCAN

Sample Date : 07/11/2007 **Analysis Type: RE** **Sample Matrix :** AQ

Lab Sample ID: A7G120101003

Reviewed By / Date : Heather Melby 9/12/07 **Approved By / Date :**

Analyte Name	Result	Uncertainty / Error	Result Units	Lab Qual	Rep Res	Overall Qual*	Temp	HT	MB	LCS	MS	Lab Dup	Surr	Rep Limit	Moist Tot/Dis	Field QC	Tune	IC	ICV	CV / CCV	Reason Codes
Analysis Method : 8270C						**Dilution: 1**															
Pentachlorophenol	5.0		ug/L	U	NO	R		R					UJ								G-,D-
Phenanthrene	0.20		ug/L	U	NO	R		R					UJ								G-,D-
Phenol	1.0		ug/L	U	NO	R		R					UJ								G-,D-
Pyrene	0.20		ug/L	U	NO	R		R					UJ								G-,D-

* Overall result qualifier reflects summation of qualifiers added during automated data review and any qualifiers added manually for categories not assessed by automated data review

Sample Qualification Report with Reason Codes (All Results sorted by Client Sample ID)

Client Sample ID : FWGBKGmw-020C-0472-GW **Lab Report Batch :** A7G120101 **Lab ID :** STLCAN

Sample Date : 07/11/2007 **Analysis Type: RES** **Sample Matrix :** AQ

Lab Sample ID: A7G120101003

Reviewed By / Date : Heather Melby 9/12/07 **Approved By / Date :**

Analyte Name	Result	Uncertainty / Error	Result Units	Lab Qual	Rep Res	Overall Qual*	Temp	HT	MB	LCS	MS	Lab Dup	Surr	Rep Limit	Moist Tot/Dis	Field QC	Tune	IC	ICV	CV / CCV	Reason Codes
Analysis Method : 353.2 Modified						**Dilution: 1**															
Nitrocellulose	0.50		mg/L	U	YES	UJ					UJ										H-
Analysis Method : 8081A						**Dilution: 1**															
4,4'-DDD	0.030		ug/L	U	YES																
4,4'-DDE	0.030		ug/L	U	YES																
4,4'-DDT	0.030		ug/L	U	YES																
Aldrin	0.030		ug/L	U	YES																
alpha-BHC	0.030		ug/L	U	YES																
alpha-Chordane	0.030		ug/L	U	YES																
beta-BHC	0.030		ug/L	U	YES																
delta-BHC	0.030		ug/L	U	YES																
Dieldrin	0.030		ug/L	U	YES																
Endosulfan I	0.025		ug/L	U	YES	UJ				UJ											J-
Endosulfan II	0.025		ug/L	U	YES																
Endosulfan sulfate	0.030		ug/L	U	YES																
Endrin	0.030		ug/L	U	YES																
Endrin aldehyde	0.030		ug/L	U	YES																
Endrin ketone	0.030		ug/L	U	YES																
gamma-BHC	0.030		ug/L	U	YES																
gamma-Chlordane	0.030		ug/L	U	YES																
Heptachlor	0.030		ug/L	U	YES																
Heptachlor epoxide	0.030		ug/L	U	YES																
Methoxychlor	0.10		ug/L	U	YES																
Toxaphene	2.0		ug/L	U	YES																
Analysis Method : 8082						**Dilution: 1**															
Aroclor 1016	0.50		ug/L	U	YES																
Aroclor 1221	0.50		ug/L	U	YES																
Aroclor 1232	0.50		ug/L	U	YES																
Aroclor 1242	0.50		ug/L	U	YES																
Aroclor 1248	0.50		ug/L	U	YES																
Aroclor 1254	0.50		ug/L	U	YES																
Aroclor 1260	0.50		ug/L	U	YES																
Analysis Method : 8260B						**Dilution: 1**															

* Overall result qualifier reflects summation of qualifiers added during automated data review and any qualifiers added manually for categories not assessed by automated data review

Sample Qualification Report with Reason Codes (All Results sorted by Client Sample ID)

Client Sample ID : FWGBKGmw-020C-0472-GW **Lab Report Batch :** A7G120101 **Lab ID :** STLCAN

Sample Date : 07/11/2007 **Analysis Type: RES** **Sample Matrix :** AQ

Lab Sample ID: A7G120101003

Reviewed By / Date : Heather Melby 9/12/07 **Approved By / Date :**

Analyte Name	Result	Uncertainty / Error	Result Units	Lab Qual	Rep Res	Overall Qual*	Temp	HT	MB	LCS	MS	Lab Dup	Surr	Rep Limit	Moist Tot/Dis	Field QC	Tune	IC	ICV	CV / CCV	Reason Codes
Analysis Method : 8260B						**Dilution: 1**															
1,1,1-Trichloroethane	1.0		ug/L	U	YES																
1,1,2,2-Tetrachloroethane	1.0		ug/L	U	YES																
1,1,2-Trichloroethane	1.0		ug/L	U	YES																
1,1-Dichloroethane	1.0		ug/L	U	YES																
1,1-Dichloroethene	1.0		ug/L	U	YES																
1,2-Dibromoethane	1.0		ug/L	U	YES																
1,2-Dichloroethane	1.0		ug/L	U	YES																
1,2-Dichloroethene (total)	1.0		ug/L	U	YES																
1,2-Dichloropropane	1.0		ug/L	U	YES																
2-Butanone	10		ug/L	U	YES																
2-Hexanone	10		ug/L	U	YES	R					UJ										Pj-,H-
4-Methyl-2-pentanone	10		ug/L	U	YES	UJ					UJ										Pj-,H-
Acetone	10		ug/L	U	YES	R					UJ										Pj-,H-
Benzene	1.0		ug/L	U	YES																
Bromochloromethane	1.0		ug/L	U	YES																
Bromodichloromethane	1.0		ug/L	U	YES																
Bromoform	1.0		ug/L	U	YES																
Bromomethane	1.0		ug/L	U	YES	UJ													UJ		U-
Carbon disulfide	1.0		ug/L	U	YES																
Carbon tetrachloride	1.0		ug/L	U	YES																
Chlorobenzene	1.0		ug/L	U	YES																
Chloroethane	1.0		ug/L	U	YES	UJ															Pj-
Chloroform	1.0		ug/L	U	YES																
Chloromethane	1.0		ug/L	U	YES																P
cis-1,2-Dichloroethene	1.0		ug/L	U	YES																
cis-1,3-Dichloropropene	1.0		ug/L	U	YES																
Dibromochloromethane	1.0		ug/L	U	YES																
Ethylbenzene	1.0		ug/L	U	YES																
M&P-XYLENES	2.0		ug/L	U	YES	UJ															Pj-
Methylene chloride	2.0		ug/L	U	YES	R															Pj-
o-Xylene	1.0		ug/L	U	YES	UJ															Pj-

* Overall result qualifier reflects summation of qualifiers added during automated data review and any qualifiers added manually for categories not assessed by automated data review

Sample Qualification Report with Reason Codes (All Results sorted by Client Sample ID)

Client Sample ID : FWGBKGmw-020C-0472-GW **Lab Report Batch :** A7G120101 **Lab ID :** STLCAN

Sample Date : 07/11/2007 **Analysis Type: RES** **Sample Matrix :** AQ

Lab Sample ID: A7G120101003

Reviewed By / Date : Heather Medley 9/13/07 **Approved By / Date :**

Analyte Name	Result	Uncertainty / Error	Result Units	Lab Qual	Rep Res	Overall Qual*	Temp	HT	MB	LCS	MS	Lab Dup	Surr	Rep Limit	Moist Tot/Dis	Field QC	Tune	IC	ICV	CV / CCV	Reason Codes
Analysis Method : 8260B						**Dilution: 1**															
Styrene	1.0		ug/L	U	YES																
Tetrachloroethene	1.0		ug/L	U	YES																
Toluene	1.0		ug/L	U	YES																
TOTAL XYLENES	2.0		ug/L	U	YES	UJ															Pj-
trans-1,2-Dichloroethene	1.0		ug/L	U	YES																
trans-1,3-Dichloropropene	1.0		ug/L	U	YES																
Trichloroethene	1.0		ug/L	U	YES																
Vinyl chloride	1.0		ug/L	U	YES																
Analysis Method : 8270C						**Dilution: 1**															
1,2,4-Trichlorobenzene	1.0		ug/L	U	YES																
1,2-Dichlorobenzene	1.0		ug/L	U	YES																
1,3-Dichlorobenzene	1.0		ug/L	U	YES																
1,4-Dichlorobenzene	1.0		ug/L	U	YES																
2,2-OXYBIS (1-CHLOROPROPANE)	1.0		ug/L	U	YES	UJ				UJ											J-
2,4,5-Trichlorophenol	5.0		ug/L	U	YES																
2,4,6-Trichlorophenol	5.0		ug/L	U	YES																
2,4-Dichlorophenol	2.0		ug/L	U	YES																
2,4-Dimethylphenol	2.0		ug/L	U	YES																
2,4-Dinitrophenol	5.0		ug/L	U	NO	R				R	UJ										H-,J-
2,4-Dinitrotoluene	5.0		ug/L	U	YES																
2,6-Dinitrotoluene	5.0		ug/L	U	YES																
2-Chloronaphthalene	1.0		ug/L	U	YES																
2-Chlorophenol	1.0		ug/L	U	YES																
2-Methylnaphthalene	0.20		ug/L	U	YES																
2-Methylphenol	1.0		ug/L	U	YES																
2-Nitroaniline	2.0		ug/L	U	YES																
2-Nitrophenol	2.0		ug/L	U	YES																
3,3'-Dichlorobenzidine	5.0		ug/L	U	YES																
3-Nitroaniline	2.0		ug/L	U	YES																
4,6-Dinitro-2-methylphenol	5.0		ug/L	U	YES																
4-Bromophenyl phenyl ether	2.0		ug/L	U	YES																

* Overall result qualifier reflects summation of qualifiers added during automated data review and any qualifiers added manually for categories not assessed by automated data review

Sample Qualification Report with Reason Codes (All Results sorted by Client Sample ID)

Client Sample ID : FWGBKGmw-020C-0472-GW **Lab Report Batch :** A7G120101 **Lab ID :** STLCAN

Sample Date : 07/11/2007 **Analysis Type: RES** **Sample Matrix :** AQ

Lab Sample ID: A7G120101003

Reviewed By / Date : Heather Nelley 9/12/07 **Approved By / Date :**

Analyte Name	Result	Uncertainty / Error	Result Units	Lab Qual	Rep Res	Overall Qual*	Temp	HT	MB	LCS	MS	Lab Dup	Surr	Rep Limit	Moist Tot/Dis	Field QC	Tune	IC	ICV	CV / CCV	Reason Codes
Analysis Method : 8270C						**Dilution: 1**															
4-Chloro-3-methylphenol	2.0		ug/L	U	YES																
4-Chloroaniline	2.0		ug/L	U	YES																
4-Chlorophenyl phenyl ether	2.0		ug/L	U	YES																
4-Methylphenol	1.0		ug/L	U	YES																
4-Nitroanaline	2.0		ug/L	U	YES																
4-Nitrophenol	5.0		ug/L	U	YES																
Acenaphthene	0.20		ug/L	U	YES																
Acenaphthylene	0.20		ug/L	U	YES																
Anthracene	0.20		ug/L	U	YES																
Benzo(a)anthracene	0.20		ug/L	U	YES																
Benzo(a)pyrene	0.20		ug/L	U	YES																
Benzo(b)fluoranthene	0.20		ug/L	U	YES																
BENZO(G,H,I)PERYLENE	0.20		ug/L	U	YES																
Benzo(k)fluoranthene	0.20		ug/L	U	YES																
Benzoic acid	10		ug/L	U	NO	R				R	UJ										H-,J-
Benzyl alcohol	5.0		ug/L	U	YES																
bis(2-Chloroethoxy)methane	1.0		ug/L	U	YES																
bis(2-Chloroethyl) ether	1.0		ug/L	U	YES																
bis(2-Ethylhexyl) phthalate	10		ug/L	U	YES																P
Butylbenzyl Phthalate	1.0		ug/L	U	YES																
Carbazole	1.0		ug/L	U	YES																
Chrysene	0.20		ug/L	U	YES																
dibenzo(a,h)anthracene	0.20		ug/L	U	YES																
Dibenzofuran	1.0		ug/L	U	YES																
Diethyl phthalate	1.0		ug/L	U	YES																
Dimethyl phthalate	1.0		ug/L	U	YES																
Di-n-butyl phthalate	1.0		ug/L	U	YES																
Di-n-octyl phthalate	1.0		ug/L	U	YES																
Fluoranthene	0.20		ug/L	U	YES																
Fluorene	0.20		ug/L	U	YES																
Hexachlorobenzene	0.20		ug/L	U	YES																

* Overall result qualifier reflects summation of qualifiers added during automated data review and any qualifiers added manually for categories not assessed by automated data review

Sample Qualification Report with Reason Codes (All Results sorted by Client Sample ID)

Client Sample ID : FWGBKGmw-020C-0472-GW **Lab Report Batch :** A7G120101 **Lab ID :** STLCAN

Sample Date : 07/11/2007 **Analysis Type: RES** **Sample Matrix :** AQ

Lab Sample ID: A7G120101003

Reviewed By / Date : Heather Reddy 9/12/07 **Approved By / Date :**

Analyte Name	Result	Uncertainty / Error	Result Units	Lab Qual	Rep Res	Overall Qual*	Temp	HT	MB	LCS	MS	Lab Dup	Surr	Rep Limit	Moist Tot/Dis	Field QC	Tune	IC	ICV	CV / CCV	Reason Codes
Analysis Method : 8270C						**Dilution: 1**															
Hexachlorobutadiene	1.0		ug/L	U	YES																
Hexachlorocyclopentadiene	10		ug/L	U	NO	R				R	UJ										I,J-,H-
Hexachloroethane	1.0		ug/L	U	NO	R				R	UJ										H-,J-
Indeno(1,2,3-cd)pyrene	0.20		ug/L	U	YES																
Isophorone	1.0		ug/L	U	YES																
Naphthalene	0.20		ug/L	U	YES																
Nitrobenzene	1.0		ug/L	U	YES																
N-nitroso-di-n-propylamine	1.0		ug/L	U	YES																
N-Nitrosodiphenylamine	1.0		ug/L	U	YES																
Pentachlorophenol	5.0		ug/L	U	YES																
Phenanthrene	0.20		ug/L	U	YES																
Phenol	1.0		ug/L	U	YES																
Pyrene	0.20		ug/L	U	YES																
Analysis Method : 8330						**Dilution: 1**															
1,3,5-Trinitrobenzene	0.10		ug/L	U	YES																
1,3-Dinitrobenzene	0.10		ug/L	U	YES																
2,4,6-TNT	0.10		ug/L	U	YES																
2,4-Dinitrotoluene	0.10		ug/L	U	YES																
2,6-Dinitrotoluene	0.10		ug/L	U	YES																
2-Amino-4,6-dinitrotoluene	0.10		ug/L	U	YES																
2-Nitrotoluene	0.50		ug/L	U	YES																
3-Nitrotoluene	0.50		ug/L	U	YES																
4-Amino-2,6-Dinitrotoluene	0.10		ug/L	U	YES																
4-Nitrotoluene	0.50		ug/L	U	YES																
HMX	0.10		ug/L	U	YES																
Nitrobenzene	0.10		ug/L	U	YES																
NITROGLYCERINE	0.65		ug/L	U	YES																
Pentaerythritol Tetranitrate (PETN)	0.65		ug/L	U	YES																
RDX	0.10		ug/L	U	YES																
TETRYL	0.10		ug/L	U	YES																
Analysis Method : 9012A						**Dilution: 1**															
Cyanide	0.010		mg/L	U	YES																

Project Number and Name: 030240.0005 - Ravenna GW **Library Used:** Ravenna GW

* Overall result qualifier reflects summation of qualifiers added during automated data review and any qualifiers added manually for categories not assessed by automated data review

Sample Qualification Report with Reason Codes (All Results sorted by Client Sample ID)

Client Sample ID : FWGBKGmw-020C-0472-GW **Lab Report Batch :** A7G120101 **Lab ID :** STLCAN

Sample Date : 07/11/2007 **Analysis Type: RES** **Sample Matrix :** AQ

Lab Sample ID: A7G120101003

Reviewed By / Date : Heather Malley 9/12/07 **Approved By / Date :**

Analyte Name	Result	Uncertainty / Error	Result Units	Lab Qual	Rep Res	Overall Qual*	Temp	HT	MB	LCS	MS	Lab Dup	Surr	Rep Limit	Moist Tot/Dis	Field QC	Tune	IC	ICV	CV / CCV	Reason Codes
Analysis Method : SW8330 Modified						**Dilution: 1**															
Nitroguanidine	20		ug/L	U	YES																

* Overall result qualifier reflects summation of qualifiers added during automated data review and any qualifiers added manually for categories not assessed by automated data review

Sample Qualification Report with Reason Codes (All Results sorted by Client Sample ID)

Client Sample ID : FWGBKGmw-DUP1-0497-GF **Lab Report Batch :** A7G120101 **Lab ID :** STLCAN

Sample Date : 07/11/2007 **Analysis Type: RES/TOT** **Sample Matrix :** AQ

Lab Sample ID: A7G120101006

Reviewed By / Date : Heather Melby 9/12/07 **Approved By / Date :**

Analyte Name	Result	Uncertainty / Error	Result Units	Lab Qual	Rep Res	Overall Qual*	Temp	HT	MB	LCS	MS	Lab Dup	Surr	Rep Limit	Moist Tot/Dis	Field QC	Tune	IC	ICV	CV / CCV	Reason Codes
Analysis Method : 6010B						**Dilution: 1**															
Arsenic	5.0		ug/L	U	YES																
Barium	117		ug/L		YES																
Calcium	49400		ug/L	J	YES																
Chromium	5.0		ug/L	U	YES																
Cobalt	5.0		ug/L	U	YES																
Copper	5.0		ug/L	U	YES																
Lead	3.0		ug/L	U	YES																
Magnesium	15300		ug/L		YES																
Manganese	685		ug/L		YES																
Nickel	10.0		ug/L	U	YES																B
Potassium	2400		ug/L	J	YES	J															
Selenium	5.0		ug/L	U	YES																
Silver	5.0		ug/L	U	YES																
Sodium	7430		ug/L		YES																
Vanadium	10.0		ug/L	U	YES																
Analysis Method : 6020						**Dilution: 1**															
Aluminum	50.0		ug/L	U	YES																
Antimony	2.0		ug/L	U	YES																
Beryllium	1.0		ug/L	U	YES																
Cadmium	0.50		ug/L	U	YES																
Iron	2430		ug/L	J	YES	J															B
Thallium	1.0		ug/L	U	YES																
Zinc	4.5		ug/L	B J	YES	J								J							L
Analysis Method : 7470A						**Dilution: 1**															
Mercury	0.20		ug/L	U	YES																

* Overall result qualifier reflects summation of qualifiers added during automated data review and any qualifiers added manually for categories not assessed by automated data review

Sample Qualification Report with Reason Codes (All Results sorted by Client Sample ID)

Client Sample ID : FWGBKGmw-DUP1-0497-GW **Lab Report Batch :** A7G120101 **Lab ID :** STLCAN

Sample Date : 07/11/2007 **Analysis Type: RE** **Sample Matrix :** AQ

Lab Sample ID: A7G120101005

Reviewed By / Date : Heather Reilly 9/12/07 **Approved By / Date :**

Analyte Name	Result	Uncertainty / Error	Result Units	Lab Qual	Rep Res	Overall Qual*	Temp	HT	MB	LCS	MS	Lab Dup	Surr	Rep Limit	Moist Tot/Dis	Field QC	Tune	IC	ICV	CV / CCV	Reason Codes
Analysis Method : 8270C						**Dilution: 1**															
1,2,4-Trichlorobenzene	1.0		ug/L	U	NO	R		R													D-
1,2-Dichlorobenzene	1.0		ug/L	U	NO	R		R													D-
1,3-Dichlorobenzene	1.0		ug/L	U	NO	R		R													D-
1,4-Dichlorobenzene	1.0		ug/L	U	NO	R		R													D-
2,2-OXYBIS (1-CHLOROPROPANE)	1.0		ug/L	U	NO	R		R		UJ											J-,D-
2,4,5-Trichlorophenol	5.0		ug/L	U	NO	R		R					UJ								G-,D-
2,4,6-Trichlorophenol	5.0		ug/L	U	NO	R		R					UJ								G-,D-
2,4-Dichlorophenol	2.0		ug/L	U	NO	R		R					UJ								G-,D-
2,4-Dimethylphenol	2.0		ug/L	U	NO	R		R					UJ								G-,D-
2,4-Dinitrophenol	5.0		ug/L	U	YES	R		R		R	UJ		UJ								G-,D-,J-,H
2,4-Dinitrotoluene	5.0		ug/L	U	NO	R		R													D-
2,6-Dinitrotoluene	5.0		ug/L	U	NO	R		R													D-
2-Chloronaphthalene	1.0		ug/L	U	NO	R		R													D-
2-Chlorophenol	1.0		ug/L	U	NO	R		R					UJ								G-,D-
2-Methylnaphthalene	0.20		ug/L	U	NO	R		R													D-
2-Methylphenol	1.0		ug/L	U	NO	R		R					UJ								G-,D-
2-Nitroaniline	2.0		ug/L	U	NO	R		R													D-
2-Nitrophenol	2.0		ug/L	U	NO	R		R					UJ								G-,D-
3,3'-Dichlorobenzidine	5.0		ug/L	U	NO	R		R													D-
3-Nitroaniline	2.0		ug/L	U	NO	R		R													D-
4,6-Dinitro-2-methylphenol	5.0		ug/L	U	NO	R		R					UJ								G-,D-
4-Bromophenyl phenyl ether	2.0		ug/L	U	NO	R		R													D-
4-Chloro-3-methylphenol	2.0		ug/L	U	NO	R		R					UJ								G-,D-
4-Chloroaniline	2.0		ug/L	U	NO	R		R													D-
4-Chlorophenyl phenyl ether	2.0		ug/L	U	NO	R		R													D-
4-Methylphenol	1.0		ug/L	U	NO	R		R					UJ								G-,D-
4-Nitroanaline	2.0		ug/L	U	NO	R		R													D-
4-Nitrophenol	5.0		ug/L	U	NO	R		R					UJ								G-,D-
Acenaphthene	0.20		ug/L	U	NO	R		R													D-
Acenaphthylene	0.20		ug/L	U	NO	R		R													D-
Anthracene	0.20		ug/L	U	NO	R		R													D-

* Overall result qualifier reflects summation of qualifiers added during automated data review and any qualifiers added manually for categories not assessed by automated data review

Sample Qualification Report with Reason Codes (All Results sorted by Client Sample ID)

Client Sample ID : FWGBKGmw-DUP1-0497-GW **Lab Report Batch :** A7G120101 **Lab ID :** STLCAN

Sample Date : 07/11/2007 **Analysis Type: RE** **Sample Matrix :** AQ

Lab Sample ID: A7G120101005

Reviewed By / Date : Heather Medley 9/12/07 **Approved By / Date :**

Analyte Name	Result	Uncertainty / Error	Result Units	Lab Qual	Rep Res	Overall Qual*	Temp	HT	MB	LCS	MS	Lab Dup	Surr	Rep Limit	Moist Tot/Dis	Field QC	Tune	IC	ICV	CV / CCV	Reason Codes
Analysis Method : 8270C						**Dilution: 1**															
Benzo(a)anthracene	0.20		ug/L	U	NO	R		R													D-
Benzo(a)pyrene	0.20		ug/L	U	NO	R		R													D-
Benzo(b)fluoranthene	0.20		ug/L	U	NO	R		R													D-
BENZO(G,H,I)PERYLENE	0.20		ug/L	U	NO	R		R													D-
Benzo(k)fluoranthene	0.20		ug/L	U	NO	R		R													D-
Benzoic acid	10		ug/L	U	YES	R		R		R	UJ		UJ								G-,D-,J-,H
Benzyl alcohol	5.0		ug/L	U	NO	R		R					UJ								G-,D-
bis(2-Chloroethoxy)methane	1.0		ug/L	U	NO	R		R													D-
bis(2-Chloroethyl) ether	1.0		ug/L	U	NO	R		R													D-
bis(2-Ethylhexyl) phthalate	2.7		ug/L	J B	NO	~~UJ~~ R		R						J		U					✓ D-
Butylbenzyl Phthalate	1.0		ug/L	U	NO	R		R													D-
Carbazole	1.0		ug/L	U	NO	R		R													D-
Chrysene	0.20		ug/L	U	NO	R		R													D-
dibenzo(a,h)anthracene	0.20		ug/L	U	NO	R		R													D-
Dibenzofuran	1.0		ug/L	U	NO	R		R													D-
Diethyl phthalate	1.0		ug/L	U	NO	R		R													D-
Dimethyl phthalate	1.0		ug/L	U	NO	R		R													D-
Di-n-butyl phthalate	1.0		ug/L	U	NO	R		R													D-
Di-n-octyl phthalate	1.0		ug/L	U	NO	R		R													D-
Fluoranthene	0.20		ug/L	U	NO	R		R													D-
Fluorene	0.20		ug/L	U	NO	R		R													D-
Hexachlorobenzene	0.20		ug/L	U	NO	R		R													D-
Hexachlorobutadiene	1.0		ug/L	U	NO	R		R													D-
Hexachlorocyclopentadiene	10		ug/L	U	YES	R		R		R	UJ										I,D-,J-,H-
Hexachloroethane	1.0		ug/L	U	YES	R		R													D-
Indeno(1,2,3-cd)pyrene	0.20		ug/L	U	NO	R		R													D-
Isophorone	1.0		ug/L	U	NO	R		R													D-
Naphthalene	0.20		ug/L	U	NO	R		R													D-
Nitrobenzene	1.0		ug/L	U	NO	R		R													D-
N-nitroso-di-n-propylamine	1.0		ug/L	U	NO	R		R													D-
N-Nitrosodiphenylamine	1.0		ug/L	U	NO	R		R													D-

* Overall result qualifier reflects summation of qualifiers added during automated data review and any qualifiers added manually for categories not assessed by automated data review

Sample Qualification Report with Reason Codes (All Results sorted by Client Sample ID)

Client Sample ID : FWGBKGmw-DUP1-0497-GW **Lab Report Batch :** A7G120101 **Lab ID :** STLCAN

Sample Date : 07/11/2007 **Analysis Type: RE** **Sample Matrix :** AQ

Lab Sample ID: A7G120101005

Reviewed By / Date : Heather Medley 9/12/07 **Approved By / Date :**

Analyte Name	Result	Uncertainty / Error	Result Units	Lab Qual	Rep Res	Overall Qual*	Temp	HT	MB	LCS	MS	Lab Dup	Surr	Rep Limit	Moist Tot/Dis	Field QC	Tune	IC	ICV	CV / CCV	Reason Codes
Analysis Method : 8270C						**Dilution: 1**															
Pentachlorophenol	5.0		ug/L	U	NO	R		R					UJ								G-,D-
Phenanthrene	0.20		ug/L	U	NO	R		R													D-
Phenol	1.0		ug/L	U	NO	R		R					UJ								G-,D-
Pyrene	0.20		ug/L	U	NO	R		R													D-

* Overall result qualifier reflects summation of qualifiers added during automated data review and any qualifiers added manually for categories not assessed by automated data review

Sample Qualification Report with Reason Codes (All Results sorted by Client Sample ID)

Client Sample ID : FWGBKGmw-DUP1-0497-GW **Lab Report Batch :** A7G120101 **Lab ID :** STLCAN

Sample Date : 07/11/2007 **Analysis Type: RES** **Sample Matrix :** AQ

Lab Sample ID: A7G120101005

Reviewed By / Date : Heather McCoy 9/12/07 **Approved By / Date :**

Analyte Name	Result	Uncertainty / Error	Result Units	Lab Qual	Rep Res	Overall Qual*	Temp	HT	MB	LCS	MS	Lab Dup	Surr	Rep Limit	Moist Tot/Dis	Field QC	Tune	IC	ICV	CV / CCV	Reason Codes
Analysis Method : 353.2 Modified						**Dilution: 1**															
Nitrocellulose	0.50		mg/L	U	YES	UJ					UJ										H-
Analysis Method : 8081A						**Dilution: 1**															
4,4'-DDD	0.030		ug/L	U	YES																
4,4'-DDE	0.030		ug/L	U	YES																
4,4'-DDT	0.030		ug/L	U	YES																
Aldrin	0.030		ug/L	U	YES																
alpha-BHC	0.030		ug/L	U	YES																
alpha-Chordane	0.030		ug/L	U	YES																
beta-BHC	0.030		ug/L	U	YES																
delta-BHC	0.030		ug/L	U	YES																
Dieldrin	0.030		ug/L	U	YES																
Endosulfan I	0.025		ug/L	U	YES	UJ				UJ											J-
Endosulfan II	0.025		ug/L	U	YES																
Endosulfan sulfate	0.030		ug/L	U	YES																
Endrin	0.030		ug/L	U	YES																
Endrin aldehyde	0.030		ug/L	U	YES																
Endrin ketone	0.030		ug/L	U	YES																
gamma-BHC	0.030		ug/L	U	YES																
gamma-Chlordane	0.030		ug/L	U	YES																
Heptachlor	0.030		ug/L	U	YES																
Heptachlor epoxide	0.030		ug/L	U	YES																
Methoxychlor	0.10		ug/L	U	YES																
Toxaphene	2.0		ug/L	U	YES																
Analysis Method : 8082						**Dilution: 1**															
Aroclor 1016	0.50		ug/L	U	YES	UJ							UJ								G-
Aroclor 1221	0.50		ug/L	U	YES	UJ							UJ								G-
Aroclor 1232	0.50		ug/L	U	YES	UJ							UJ								G-
Aroclor 1242	0.50		ug/L	U	YES	UJ							UJ								G-
Aroclor 1248	0.50		ug/L	U	YES	UJ							UJ								G-
Aroclor 1254	0.50		ug/L	U	YES	UJ							UJ								G-
Aroclor 1260	0.50		ug/L	U	YES	UJ							UJ								G-
Analysis Method : 8260B						**Dilution: 1**															

* Overall result qualifier reflects summation of qualifiers added during automated data review and any qualifiers added manually for categories not assessed by automated data review

Sample Qualification Report with Reason Codes (All Results sorted by Client Sample ID)

Client Sample ID : FWGBKGmw-DUP1-0497-GW **Lab Report Batch :** A7G120101 **Lab ID :** STLCAN

Sample Date : 07/11/2007 **Analysis Type: RES** **Sample Matrix :** AQ

Lab Sample ID: A7G120101005

Reviewed By / Date : Heather Melby 9/12/07 **Approved By / Date :**

Analyte Name	Result	Uncertainty / Error	Result Units	Lab Qual	Rep Res	Overall Qual*	Temp	HT	MB	LCS	MS	Lab Dup	Surr	Rep Limit	Moist Tot/Dis	Field QC	Tune	IC	ICV	CV / CCV	Reason Codes
Analysis Method : 8260B						**Dilution: 1**															
1,1,1-Trichloroethane	1.0		ug/L	U	YES																
1,1,2,2-Tetrachloroethane	1.0		ug/L	U	YES																
1,1,2-Trichloroethane	1.0		ug/L	U	YES																
1,1-Dichloroethane	1.0		ug/L	U	YES																
1,1-Dichloroethene	1.0		ug/L	U	YES																
1,2-Dibromoethane	1.0		ug/L	U	YES																
1,2-Dichloroethane	1.0		ug/L	U	YES																
1,2-Dichloroethene (total)	1.0		ug/L	U	YES																
1,2-Dichloropropane	1.0		ug/L	U	YES																
2-Butanone	10		ug/L	U	YES																
2-Hexanone	10		ug/L	U	YES	R					UJ										Pj-,H-
4-Methyl-2-pentanone	10		ug/L	U	YES	UJ					UJ										Pj-,H-
Acetone	10		ug/L	U	YES	R					UJ										Pj-,H-
Benzene	1.0		ug/L	U	YES																
Bromochloromethane	1.0		ug/L	U	YES																
Bromodichloromethane	1.0		ug/L	U	YES																
Bromoform	1.0		ug/L	U	YES																
Bromomethane	1.0		ug/L	U	YES	UJ													UJ		U-
Carbon disulfide	1.0		ug/L	U	YES																
Carbon tetrachloride	1.0		ug/L	U	YES																
Chlorobenzene	1.0		ug/L	U	YES																
Chloroethane	1.0		ug/L	U	YES	UJ															Pj-
Chloroform	1.0		ug/L	U	YES																
Chloromethane	0.35		ug/L	J	YES	J								J							L, B
cis-1,2-Dichloroethene	1.0		ug/L	U	YES																
cis-1,3-Dichloropropene	1.0		ug/L	U	YES																
Dibromochloromethane	1.0		ug/L	U	YES																
Ethylbenzene	1.0		ug/L	U	YES																
M&P-XYLENES	2.0		ug/L	U	YES	UJ															Pj-
Methylene chloride	2.0		ug/L	U	YES	R															Pj-
o-Xylene	1.0		ug/L	U	YES	UJ															Pj-

* Overall result qualifier reflects summation of qualifiers added during automated data review and any qualifiers added manually for categories not assessed by automated data review

Sample Qualification Report with Reason Codes (All Results sorted by Client Sample ID)

Client Sample ID : FWGBKGmw-DUP1-0497-GW **Lab Report Batch :** A7G120101 **Lab ID :** STLCAN

Sample Date : 07/11/2007 **Analysis Type: RES** **Sample Matrix :** AQ

Lab Sample ID: A7G120101005

Reviewed By / Date : Heather Medley 9/12/07 **Approved By / Date :**

Analyte Name	Result	Uncertainty / Error	Result Units	Lab Qual	Rep Res	Overall Qual*	Temp	HT	MB	LCS	MS	Lab Dup	Surr	Rep Limit	Moist Tot/Dis	Field QC	Tune	IC	ICV	CV / CCV	Reason Codes
Analysis Method : 8260B						**Dilution: 1**															
Styrene	1.0		ug/L	U	YES																
Tetrachloroethene	1.0		ug/L	U	YES																
Toluene	1.0		ug/L	U	YES																
TOTAL XYLENES	2.0		ug/L	U	YES	UJ															Pj-
trans-1,2-Dichloroethene	1.0		ug/L	U	YES																
trans-1,3-Dichloropropene	1.0		ug/L	U	YES																
Trichloroethene	1.0		ug/L	U	YES																
Vinyl chloride	1.0		ug/L	U	YES																
Analysis Method : 8270C						**Dilution: 1**															
1,2,4-Trichlorobenzene	1.0		ug/L	U	YES																
1,2-Dichlorobenzene	1.0		ug/L	U	YES																
1,3-Dichlorobenzene	1.0		ug/L	U	YES																
1,4-Dichlorobenzene	1.0		ug/L	U	YES																
2,2-OXYBIS (1-CHLOROPROPANE)	1.0		ug/L	U	YES	UJ				UJ											J-
2,4,5-Trichlorophenol	5.0		ug/L	U	YES																
2,4,6-Trichlorophenol	5.0		ug/L	U	YES																
2,4-Dichlorophenol	2.0		ug/L	U	YES																
2,4-Dimethylphenol	2.0		ug/L	U	YES																
2,4-Dinitrophenol	5.0		ug/L	U	NO	R				R	UJ										H-,J-
2,4-Dinitrotoluene	5.0		ug/L	U	YES																
2,6-Dinitrotoluene	5.0		ug/L	U	YES																
2-Chloronaphthalene	1.0		ug/L	U	YES																
2-Chlorophenol	1.0		ug/L	U	YES																
2-Methylnaphthalene	0.20		ug/L	U	YES																
2-Methylphenol	1.0		ug/L	U	YES																
2-Nitroaniline	2.0		ug/L	U	YES																
2-Nitrophenol	2.0		ug/L	U	YES																
3,3'-Dichlorobenzidine	5.0		ug/L	U	YES																
3-Nitroaniline	2.0		ug/L	U	YES																
4,6-Dinitro-2-methylphenol	5.0		ug/L	U	YES																
4-Bromophenyl phenyl ether	2.0		ug/L	U	YES																

* Overall result qualifier reflects summation of qualifiers added during automated data review and any qualifiers added manually for categories not assessed by automated data review

Sample Qualification Report with Reason Codes (All Results sorted by Client Sample ID)

Client Sample ID : FWGBKGmw-DUP1-0497-GW **Lab Report Batch :** A7G120101 **Lab ID :** STLCAN

Sample Date : 07/11/2007 **Analysis Type: RES** **Sample Matrix :** AQ

Lab Sample ID: A7G120101005

Reviewed By / Date : Heather Kelley 9/12/07 **Approved By / Date :**

Analyte Name	Result	Uncertainty / Error	Result Units	Lab Qual	Rep Res	Overall Qual*	Temp	HT	MB	LCS	MS	Lab Dup	Surr	Rep Limit	Moist Tot/Dis	Field QC	Tune	IC	ICV	CV / CCV	Reason Codes
Analysis Method : 8270C						**Dilution: 1**															
4-Chloro-3-methylphenol	2.0		ug/L	U	YES																
4-Chloroaniline	2.0		ug/L	U	YES																
4-Chlorophenyl phenyl ether	2.0		ug/L	U	YES																
4-Methylphenol	1.0		ug/L	U	YES																
4-Nitroanaline	2.0		ug/L	U	YES																
4-Nitrophenol	5.0		ug/L	U	YES																
Acenaphthene	0.20		ug/L	U	YES																
Acenaphthylene	0.20		ug/L	U	YES																
Anthracene	0.20		ug/L	U	YES																
Benzo(a)anthracene	0.20		ug/L	U	YES																
Benzo(a)pyrene	0.20		ug/L	U	YES																
Benzo(b)fluoranthene	0.20		ug/L	U	YES																
BENZO(G,H,I)PERYLENE	0.20		ug/L	U	YES																
Benzo(k)fluoranthene	0.20		ug/L	U	YES																
Benzoic acid	10		ug/L	U	NO	R				R	UJ										H-,J-
Benzyl alcohol	5.0		ug/L	U	YES																
bis(2-Chloroethoxy)methane	1.0		ug/L	U	YES																
bis(2-Chloroethyl) ether	1.0		ug/L	U	YES																
bis(2-Ethylhexyl) phthalate	10		ug/L	U	YES																
Butylbenzyl Phthalate	1.0		ug/L	U	YES																
Carbazole	1.0		ug/L	U	YES																
Chrysene	0.20		ug/L	U	YES																
dibenzo(a,h)anthracene	0.20		ug/L	U	YES																
Dibenzofuran	1.0		ug/L	U	YES																
Diethyl phthalate	1.0		ug/L	U	YES																
Dimethyl phthalate	1.0		ug/L	U	YES																
Di-n-butyl phthalate	1.0		ug/L	U	YES																
Di-n-octyl phthalate	1.0		ug/L	U	YES																
Fluoranthene	0.20		ug/L	U	YES																
Fluorene	0.20		ug/L	U	YES																
Hexachlorobenzene	0.20		ug/L	U	YES																

* Overall result qualifier reflects summation of qualifiers added during automated data review and any qualifiers added manually for categories not assessed by automated data review

Sample Qualification Report with Reason Codes (All Results sorted by Client Sample ID)

Client Sample ID : FWGBKGmw-DUP1-0497-GW **Lab Report Batch :** A7G120101 **Lab ID :** STLCAN

Sample Date : 07/11/2007 **Analysis Type: RES** **Sample Matrix :** AQ

Lab Sample ID: A7G120101005

Reviewed By / Date : Heather Mellay 9/12/07 **Approved By / Date :**

Analyte Name	Result	Uncertainty / Error	Result Units	Lab Qual	Rep Res	Overall Qual*	Temp	HT	MB	LCS	MS	Lab Dup	Surr	Rep Limit	Moist Tot/Dis	Field QC	Tune	IC	ICV	CV / CCV	Reason Codes
Analysis Method : 8270C						**Dilution: 1**															
Hexachlorobutadiene	1.0		ug/L	U	YES																
Hexachlorocyclopentadiene	10		ug/L	U	NO	R				R	UJ										I,J-,H-
Hexachloroethane	1.0		ug/L	U	NO	R				R	UJ										H-,J-
Indeno(1,2,3-cd)pyrene	0.20		ug/L	U	YES																
Isophorone	1.0		ug/L	U	YES																
Naphthalene	0.20		ug/L	U	YES																
Nitrobenzene	1.0		ug/L	U	YES																
N-nitroso-di-n-propylamine	1.0		ug/L	U	YES																
N-Nitrosodiphenylamine	1.0		ug/L	U	YES																
Pentachlorophenol	5.0		ug/L	U	YES																
Phenanthrene	0.20		ug/L	U	YES																
Phenol	1.0		ug/L	U	YES																
Pyrene	0.20		ug/L	U	YES																
Analysis Method : 8330						**Dilution: 1**															
1,3,5-Trinitrobenzene	0.10		ug/L	U	YES																
1,3-Dinitrobenzene	0.10		ug/L	U	YES																
2,4,6-TNT	0.10		ug/L	U	YES																
2,4-Dinitrotoluene	0.10		ug/L	U	YES																
2,6-Dinitrotoluene	0.10		ug/L	U	YES																
2-Amino-4,6-dinitrotoluene	0.10		ug/L	U	YES																
2-Nitrotoluene	0.50		ug/L	U	YES																
3-Nitrotoluene	0.50		ug/L	U	YES																
4-Amino-2,6-Dinitrotoluene	0.10		ug/L	U	YES																
4-Nitrotoluene	0.50		ug/L	U	YES																
HMX	0.10		ug/L	U	YES																
Nitrobenzene	0.10		ug/L	U	YES																
NITROGLYCERINE	0.65		ug/L	U	YES																
Pentaerythritol Tetranitrate (PETN)	0.65		ug/L	U	YES																
RDX	0.10		ug/L	U	YES																
TETRYL	0.10		ug/L	U	YES																
Analysis Method : 9012A						**Dilution: 1**															
Cyanide	0.010		mg/L	U	YES																

Project Number and Name: 030240.0005 - Ravenna GW **Library Used:** Ravenna GW

ADR 8.1 Report Date: 9/12/2007 11:08

* Overall result qualifier reflects summation of qualifiers added during automated data review and any qualifiers added manually for categories not assessed by automated data review

Sample Qualification Report with Reason Codes (All Results sorted by Client Sample ID)

Client Sample ID : FWGBKGmw-DUP1-0497-GW **Lab Report Batch :** A7G120101 **Lab ID :** STLCAN

Sample Date : 07/11/2007 **Analysis Type: RES** **Sample Matrix :** AQ

Lab Sample ID: A7G120101005

Reviewed By / Date : Heather Reddey 9/12/07 **Approved By / Date :**

Analyte Name	Result	Uncertainty / Error	Result Units	Lab Qual	Rep Res	Overall Qual*	Temp	HT	MB	LCS	MS	Lab Dup	Surr	Rep Limit	Moist Tot/Dis	Field QC	Tune	IC	ICV	CV / CCV	Reason Codes
Analysis Method : SW8330 Modified						**Dilution: 1**															
Nitroguanidine	20		ug/L	U	YES																

* Overall result qualifier reflects summation of qualifiers added during automated data review and any qualifiers added manually for categories not assessed by automated data review

Sample Qualification Report with Reason Codes (All Results sorted by Client Sample ID)

Client Sample ID : FWGEQUIPRinse3-0503-GW **Lab Report Batch :** A7G120101 **Lab ID :** STLCAN

Sample Date : 07/11/2007 **Analysis Type: DL** **Sample Matrix :** AQ

Lab Sample ID: A7G120101029

Reviewed By / Date : Heather McCoy 9/12/07 **Approved By / Date :**

Analyte Name	Result	Uncertainty / Error	Result Units	Lab Qual	Rep Res	Overall Qual*	Temp	HT	MB	LCS	MS	Lab Dup	Surr	Rep Limit	Moist Tot/Dis	Field QC	Tune	IC	ICV	CV / CCV	Reason Codes
Analysis Method : 8330						**Dilution: 1.08**															
1,3,5-Trinitrobenzene	0.11		ug/L	U	YES																
1,3-Dinitrobenzene	0.11		ug/L	U	YES																
2,4,6-TNT	0.11		ug/L	U	YES																
2,4-Dinitrotoluene	0.11		ug/L	U	YES																
2,6-Dinitrotoluene	0.11		ug/L	U	YES																
2-Amino-4,6-dinitrotoluene	0.11		ug/L	U	YES																
2-Nitrotoluene	0.54		ug/L	U	YES																
3-Nitrotoluene	0.54		ug/L	U	YES																
4-Amino-2,6-Dinitrotoluene	0.11		ug/L	U	YES																
4-Nitrotoluene	0.54		ug/L	U	YES																
HMX	0.11		ug/L	U	YES																
Nitrobenzene	0.16		ug/L	PG	YES	J															fj
NITROGLYCERINE	0.70		ug/L	U	YES																
Pentaerythritol Tetranitrate (PETN)	0.62		ug/L	J	YES	J								J							L
RDX	0.11		ug/L	U	YES																
TETRYL	0.11		ug/L	U	YES																

* Overall result qualifier reflects summation of qualifiers added during automated data review and any qualifiers added manually for categories not assessed by automated data review

Sample Qualification Report with Reason Codes (All Results sorted by Client Sample ID)

Client Sample ID : FWGEQUIPRinse3-0503-GW **Lab Report Batch :** A7G120101 **Lab ID :** STLCAN

Sample Date : 07/11/2007 **Analysis Type: RE** **Sample Matrix :** AQ

Lab Sample ID: A7G120101029

Reviewed By / Date : Heather Malley 9/12/07 **Approved By / Date :**

Analyte Name	Result	Uncertainty / Error	Result Units	Lab Qual	Rep Res	Overall Qual*	Temp	HT	MB	LCS	MS	Lab Dup	Surr	Rep Limit	Moist Tot/Dis	Field QC	Tune	IC	ICV	CV / CCV	Reason Codes
Analysis Method : 8270C						**Dilution: 1**															
1,2,4-Trichlorobenzene	1.0		ug/L	U	NO	R		R													D-
1,2-Dichlorobenzene	1.0		ug/L	U	NO	R		R													D-
1,3-Dichlorobenzene	1.0		ug/L	U	NO	R		R													D-
1,4-Dichlorobenzene	1.0		ug/L	U	NO	R		R													D-
2,2-OXYBIS (1-CHLOROPROPANE)	1.0		ug/L	U	NO	R		R		UJ											J-,D-
2,4,5-Trichlorophenol	5.0		ug/L	U	NO	R		R													D-
2,4,6-Trichlorophenol	5.0		ug/L	U	NO	R		R													D-
2,4-Dichlorophenol	2.0		ug/L	U	NO	R		R													D-
2,4-Dimethylphenol	2.0		ug/L	U	NO	R		R													D-
2,4-Dinitrophenol	5.0		ug/L	U	YES	R		R		R	UJ										H-,D-,J-
2,4-Dinitrotoluene	5.0		ug/L	U	NO	R		R													D-
2,6-Dinitrotoluene	5.0		ug/L	U	NO	R		R													D-
2-Chloronaphthalene	1.0		ug/L	U	NO	R		R													D-
2-Chlorophenol	1.0		ug/L	U	NO	R		R													D-
2-Methylnaphthalene	0.20		ug/L	U	NO	R		R													D-
2-Methylphenol	1.0		ug/L	U	NO	R		R													D-
2-Nitroaniline	2.0		ug/L	U	NO	R		R													D-
2-Nitrophenol	2.0		ug/L	U	NO	R		R													D-
3,3'-Dichlorobenzidine	5.0		ug/L	U	NO	R		R													D-
3-Nitroaniline	2.0		ug/L	U	NO	R		R													D-
4,6-Dinitro-2-methylphenol	5.0		ug/L	U	NO	R		R													D-
4-Bromophenyl phenyl ether	2.0		ug/L	U	NO	R		R													D-
4-Chloro-3-methylphenol	2.0		ug/L	U	NO	R		R													D-
4-Chloroaniline	2.0		ug/L	U	NO	R		R													D-
4-Chlorophenyl phenyl ether	2.0		ug/L	U	NO	R		R													D-
4-Methylphenol	1.0		ug/L	U	NO	R		R													D-
4-Nitroanaline	2.0		ug/L	U	NO	R		R													D-
4-Nitrophenol	5.0		ug/L	U	NO	R		R													D-
Acenaphthene	0.20		ug/L	U	NO	R		R													D-
Acenaphthylene	0.20		ug/L	U	NO	R		R													D-
Anthracene	0.20		ug/L	U	NO	R		R													D-

* Overall result qualifier reflects summation of qualifiers added during automated data review and any qualifiers added manually for categories not assessed by automated data review

Sample Qualification Report with Reason Codes (All Results sorted by Client Sample ID)

Client Sample ID : FWGEQUIPRinse3-0503-GW **Lab Report Batch :** A7G120101 **Lab ID :** STLCAN

Sample Date : 07/11/2007 **Analysis Type: RE** **Sample Matrix :** AQ

Lab Sample ID: A7G120101029

Reviewed By / Date : Heather Medley 9/12/07 **Approved By / Date :**

Analyte Name	Result	Uncertainty / Error	Result Units	Lab Qual	Rep Res	Overall Qual*	Temp	HT	MB	LCS	MS	Lab Dup	Surr	Rep Limit	Moist Tot/Dis	Field QC	Tune	IC	ICV	CV / CCV	Reason Codes
Analysis Method : 8270C						**Dilution: 1**															
Benzo(a)anthracene	0.20		ug/L	U	NO	R		R													D-
Benzo(a)pyrene	0.20		ug/L	U	NO	R		R													D-
Benzo(b)fluoranthene	0.20		ug/L	U	NO	R		R													D-
BENZO(G,H,I)PERYLENE	0.20		ug/L	U	NO	R		R													D-
Benzo(k)fluoranthene	0.20		ug/L	U	NO	R		R													D-
Benzoic acid	10		ug/L	U	YES	R		R		R	UJ										H-,D-,J-
Benzyl alcohol	5.0		ug/L	U	NO	R		R													D-
bis(2-Chloroethoxy)methane	1.0		ug/L	U	NO	R		R													D-
bis(2-Chloroethyl) ether	1.0		ug/L	U	NO	R		R													D-
bis(2-Ethylhexyl) phthalate	6.0		ug/L	J B	NO	JR		JR						J							L, D-
Butylbenzyl Phthalate	1.0		ug/L	U	NO	R		R													D-
Carbazole	1.0		ug/L	U	NO	R		R													D-
Chrysene	0.20		ug/L	U	NO	R		R													D-
dibenzo(a,h)anthracene	0.20		ug/L	U	NO	R		R													D-
Dibenzofuran	1.0		ug/L	U	NO	R		R													D-
Diethyl phthalate	1.0		ug/L	U	NO	R		R													D-
Dimethyl phthalate	1.0		ug/L	U	NO	R		R													D-
Di-n-butyl phthalate	1.0		ug/L	U	NO	R		R													D-
Di-n-octyl phthalate	1.0		ug/L	U	NO	R		R													D-
Fluoranthene	0.20		ug/L	U	NO	R		R													D-
Fluorene	0.20		ug/L	U	NO	R		R													D-
Hexachlorobenzene	0.20		ug/L	U	NO	R		R													D-
Hexachlorobutadiene	1.0		ug/L	U	NO	R		R													D-
Hexachlorocyclopentadiene	10		ug/L	U	YES	R		R		R	UJ										I,D-,J-,H-
Hexachloroethane	1.0		ug/L	U	YES	R		R													D-
Indeno(1,2,3-cd)pyrene	0.20		ug/L	U	NO	R		R													D-
Isophorone	1.0		ug/L	U	NO	R		R													D-
Naphthalene	0.20		ug/L	U	NO	R		R													D-
Nitrobenzene	1.0		ug/L	U	NO	R		R													D-
N-nitroso-di-n-propylamine	1.0		ug/L	U	NO	R		R													D-
N-Nitrosodiphenylamine	1.0		ug/L	U	NO	R		R													D-

* Overall result qualifier reflects summation of qualifiers added during automated data review and any qualifiers added manually for categories not assessed by automated data review

Sample Qualification Report with Reason Codes (All Results sorted by Client Sample ID)

Client Sample ID : FWGEQUIPRinse3-0503-GW **Lab Report Batch :** A7G120101 **Lab ID :** STLCAN

Sample Date : 07/11/2007 **Analysis Type: RE** **Sample Matrix :** AQ

Lab Sample ID: A7G120101029

Reviewed By / Date : Heather Melby 9/12/07 **Approved By / Date :**

Analyte Name	Result	Uncertainty / Error	Result Units	Lab Qual	Rep Res	Overall Qual*	Temp	HT	MB	LCS	MS	Lab Dup	Surr	Rep Limit	Moist Tot/Dis	Field QC	Tune	IC	ICV	CV / CCV	Reason Codes
Analysis Method : 8270C						**Dilution: 1**															
Pentachlorophenol	5.0		ug/L	U	NO	**R**		R													D-
Phenanthrene	0.20		ug/L	U	NO	**R**		R													D-
Phenol	1.0		ug/L	U	NO	**R**		R													D-
Pyrene	0.20		ug/L	U	NO	**R**		R													D-

* Overall result qualifier reflects summation of qualifiers added during automated data review and any qualifiers added manually for categories not assessed by automated data review

Sample Qualification Report with Reason Codes (All Results sorted by Client Sample ID)

Client Sample ID : FWGEQUIPRinse3-0503-GW **Lab Report Batch :** A7G120101 **Lab ID :** STLCAN

Sample Date : 07/11/2007 **Analysis Type: RES** **Sample Matrix :** AQ

Lab Sample ID: A7G120101029

Reviewed By / Date : Heather Melby 9/12/07 **Approved By / Date :**

Analyte Name	Result	Uncertainty / Error	Result Units	Lab Qual	Rep Res	Overall Qual*	Temp	HT	MB	LCS	MS	Lab Dup	Surr	Rep Limit	Moist Tot/Dis	Field QC	Tune	IC	ICV	CV / CCV	Reason Codes
Analysis Method : 353.2 Modified						**Dilution: 1**															
Nitrocellulose	0.50		mg/L	U	YES	R UJ				R	UJ										H-,J-
Analysis Method : 8081A						**Dilution: 1**															
4,4'-DDD	0.030		ug/L	U	YES																
4,4'-DDE	0.030		ug/L	U	YES																
4,4'-DDT	0.030		ug/L	U	YES																
Aldrin	0.030		ug/L	U	YES																
alpha-BHC	0.030		ug/L	U	YES																
alpha-Chordane	0.030		ug/L	U	YES																
beta-BHC	0.030		ug/L	U	YES																
delta-BHC	0.030		ug/L	U	YES																
Dieldrin	0.030		ug/L	U	YES																
Endosulfan I	0.025		ug/L	U	YES	UJ				UJ											J-
Endosulfan II	0.025		ug/L	U	YES																
Endosulfan sulfate	0.030		ug/L	U	YES																
Endrin	0.030		ug/L	U	YES																
Endrin aldehyde	0.030		ug/L	U	YES																
Endrin ketone	0.030		ug/L	U	YES																
gamma-BHC	0.030		ug/L	U	YES																
gamma-Chlordane	0.030		ug/L	U	YES																
Heptachlor	0.030		ug/L	U	YES																
Heptachlor epoxide	0.030		ug/L	U	YES																
Methoxychlor	0.10		ug/L	U	YES																
Toxaphene	2.0		ug/L	U	YES																
Analysis Method : 8082						**Dilution: 1**															
Aroclor 1016	0.50		ug/L	U	YES																
Aroclor 1221	0.50		ug/L	U	YES																
Aroclor 1232	0.50		ug/L	U	YES																
Aroclor 1242	0.50		ug/L	U	YES																
Aroclor 1248	0.50		ug/L	U	YES																
Aroclor 1254	0.50		ug/L	U	YES																
Aroclor 1260	0.50		ug/L	U	YES																
Analysis Method : 8260B						**Dilution: 1**															

* Overall result qualifier reflects summation of qualifiers added during automated data review and any qualifiers added manually for categories not assessed by automated data review

Sample Qualification Report with Reason Codes (All Results sorted by Client Sample ID)

Client Sample ID : FWGEQUIPRinse3-0503-GW **Lab Report Batch :** A7G120101 **Lab ID :** STLCAN

Sample Date : 07/11/2007 **Analysis Type: RES** **Sample Matrix :** AQ

Lab Sample ID: A7G120101029

Reviewed By / Date : Heather Melby 9/12/07 **Approved By / Date :**

Analyte Name	Result	Uncertainty / Error	Result Units	Lab Qual	Rep Res	Overall Qual*	Temp	HT	MB	LCS	MS	Lab Dup	Surr	Rep Limit	Moist Tot/Dis	Field QC	Tune	IC	ICV	CV / CCV	Reason Codes
Analysis Method : 8260B						**Dilution: 1**															
1,1,1-Trichloroethane	1.0		ug/L	U	YES																
1,1,2,2-Tetrachloroethane	1.0		ug/L	U	YES																
1,1,2-Trichloroethane	1.0		ug/L	U	YES																
1,1-Dichloroethane	1.0		ug/L	U	YES																
1,1-Dichloroethene	1.0		ug/L	U	YES																
1,2-Dibromoethane	1.0		ug/L	U	YES																
1,2-Dichloroethane	1.0		ug/L	U	YES																
1,2-Dichloroethene (total)	1.0		ug/L	U	YES																
1,2-Dichloropropane	1.0		ug/L	U	YES																
2-Butanone	10		ug/L	U	YES																
2-Hexanone	10		ug/L	U	YES	R					UJ										Pj-,H-
4-Methyl-2-pentanone	10		ug/L	U	YES	UJ					UJ										Pj-,H-
Acetone	1.6		ug/L	J B	YES	~~B UJ~~			B	J	J			J						J	L J,F,H, W,B
Benzene	1.0		ug/L	U	YES																
Bromochloromethane	1.0		ug/L	U	YES																
Bromodichloromethane	1.0		ug/L	U	YES																
Bromoform	1.0		ug/L	U	YES																
Bromomethane	1.0		ug/L	U	YES	UJ													UJ		U-
Carbon disulfide	1.0		ug/L	U	YES																
Carbon tetrachloride	1.0		ug/L	U	YES																
Chlorobenzene	1.0		ug/L	U	YES																
Chloroethane	1.0		ug/L	U	YES	UJ															Pj-
Chloroform	1.0		ug/L	U	YES																
Chloromethane	1.0		ug/L	U	YES																
cis-1,2-Dichloroethene	1.0		ug/L	U	YES																
cis-1,3-Dichloropropene	1.0		ug/L	U	YES																
Dibromochloromethane	1.0		ug/L	U	YES																
Ethylbenzene	1.0		ug/L	U	YES																
M&P-XYLENES	2.0		ug/L	U	YES	UJ															Pj-
Methylene chloride	2.0		ug/L	U	YES	R															Pj-
o-Xylene	1.0		ug/L	U	YES	UJ															Pj-

* Overall result qualifier reflects summation of qualifiers added during automated data review and any qualifiers added manually for categories not assessed by automated data review

Sample Qualification Report with Reason Codes (All Results sorted by Client Sample ID)

Client Sample ID : FWGEQUIPRinse3-0503-GW **Lab Report Batch :** A7G120101 **Lab ID :** STLCAN

Sample Date : 07/11/2007 **Analysis Type: RES** **Sample Matrix :** AQ

Lab Sample ID: A7G120101029

Reviewed By / Date : Heather Medley 9/12/07 **Approved By / Date :**

Analyte Name	Result	Uncertainty / Error	Result Units	Lab Qual	Rep Res	Overall Qual*	Temp	HT	MB	LCS	MS	Lab Dup	Surr	Rep Limit	Moist Tot/Dis	Field QC	Tune	IC	ICV	CV / CCV	Reason Codes
Analysis Method : 8260B						**Dilution: 1**															
Styrene	1.0		ug/L	U	YES																
Tetrachloroethene	1.0		ug/L	U	YES																
Toluene	0.18		ug/L	J	YES	J								J							L
TOTAL XYLENES	2.0		ug/L	U	YES	UJ															Pj-
trans-1,2-Dichloroethene	1.0		ug/L	U	YES																
trans-1,3-Dichloropropene	1.0		ug/L	U	YES																
Trichloroethene	1.0		ug/L	U	YES																
Vinyl chloride	1.0		ug/L	U	YES																
Analysis Method : 8270C						**Dilution: 1**															
1,2,4-Trichlorobenzene	1.0		ug/L	U	YES																
1,2-Dichlorobenzene	1.0		ug/L	U	YES																
1,3-Dichlorobenzene	1.0		ug/L	U	YES																
1,4-Dichlorobenzene	1.0		ug/L	U	YES																
2,2-OXYBIS (1-CHLOROPROPANE)	1.0		ug/L	U	YES	UJ				UJ											J-
2,4,5-Trichlorophenol	5.0		ug/L	U	YES																
2,4,6-Trichlorophenol	5.0		ug/L	U	YES																
2,4-Dichlorophenol	2.0		ug/L	U	YES																
2,4-Dimethylphenol	2.0		ug/L	U	YES																
2,4-Dinitrophenol	5.0		ug/L	U	NO	R				R	UJ										H-,J-
2,4-Dinitrotoluene	5.0		ug/L	U	YES																
2,6-Dinitrotoluene	5.0		ug/L	U	YES																
2-Chloronaphthalene	1.0		ug/L	U	YES																
2-Chlorophenol	1.0		ug/L	U	YES																
2-Methylnaphthalene	0.20		ug/L	U	YES																
2-Methylphenol	1.0		ug/L	U	YES																
2-Nitroaniline	2.0		ug/L	U	YES																
2-Nitrophenol	2.0		ug/L	U	YES																
3,3'-Dichlorobenzidine	5.0		ug/L	U	YES																
3-Nitroaniline	2.0		ug/L	U	YES																
4,6-Dinitro-2-methylphenol	5.0		ug/L	U	YES																
4-Bromophenyl phenyl ether	2.0		ug/L	U	YES																

* Overall result qualifier reflects summation of qualifiers added during automated data review and any qualifiers added manually for categories not assessed by automated data review

Sample Qualification Report with Reason Codes (All Results sorted by Client Sample ID)

Client Sample ID : FWGEQUIPRinse3-0503-GW **Lab Report Batch :** A7G120101 **Lab ID :** STLCAN

Sample Date : 07/11/2007 **Analysis Type: RES** **Sample Matrix :** AQ

Lab Sample ID: A7G120101029

Reviewed By / Date : Heather Melby 9/12/07 **Approved By / Date :**

Analyte Name	Result	Uncertainty / Error	Result Units	Lab Qual	Rep Res	Overall Qual*	Temp	HT	MB	LCS	MS	Lab Dup	Surr	Rep Limit	Moist Tot/Dis	Field QC	Tune	IC	ICV	CV / CCV	Reason Codes
Analysis Method : 8270C						**Dilution: 1**															
4-Chloro-3-methylphenol	2.0		ug/L	U	YES																
4-Chloroaniline	2.0		ug/L	U	YES																
4-Chlorophenyl phenyl ether	2.0		ug/L	U	YES																
4-Methylphenol	1.0		ug/L	U	YES																
4-Nitroanaline	2.0		ug/L	U	YES																
4-Nitrophenol	5.0		ug/L	U	YES																
Acenaphthene	0.20		ug/L	U	YES																
Acenaphthylene	0.20		ug/L	U	YES																
Anthracene	0.20		ug/L	U	YES																
Benzo(a)anthracene	0.20		ug/L	U	YES																
Benzo(a)pyrene	0.20		ug/L	U	YES																
Benzo(b)fluoranthene	0.20		ug/L	U	YES																
BENZO(G,H,I)PERYLENE	0.20		ug/L	U	YES																
Benzo(k)fluoranthene	0.20		ug/L	U	YES																
Benzoic acid	10		ug/L	U	NO	R				R	UJ										H-,J-
Benzyl alcohol	5.0		ug/L	U	YES																
bis(2-Chloroethoxy)methane	1.0		ug/L	U	YES																
bis(2-Chloroethyl) ether	1.0		ug/L	U	YES																
bis(2-Ethylhexyl) phthalate	2.3		ug/L	J B	YES	J								J							L
Butylbenzyl Phthalate	1.0		ug/L	U	YES																
Carbazole	1.0		ug/L	U	YES																
Chrysene	0.20		ug/L	U	YES																
dibenzo(a,h)anthracene	0.20		ug/L	U	YES																
Dibenzofuran	1.0		ug/L	U	YES																
Diethyl phthalate	1.0		ug/L	U	YES																
Dimethyl phthalate	1.0		ug/L	U	YES																
Di-n-butyl phthalate	1.0		ug/L	U	YES																
Di-n-octyl phthalate	1.0		ug/L	U	YES																
Fluoranthene	0.20		ug/L	U	YES																
Fluorene	0.20		ug/L	U	YES																
Hexachlorobenzene	0.20		ug/L	U	YES																

* Overall result qualifier reflects summation of qualifiers added during automated data review and any qualifiers added manually for categories not assessed by automated data review

Sample Qualification Report with Reason Codes (All Results sorted by Client Sample ID)

Client Sample ID : FWGEQUIPRinse3-0503-GW **Lab Report Batch :** A7G120101 **Lab ID :** STLCAN

Sample Date : 07/11/2007 **Analysis Type: RES** **Sample Matrix :** AQ

Lab Sample ID: A7G120101029

Reviewed By / Date : Heather Reddy 9/12/07 **Approved By / Date :**

Analyte Name	Result	Uncertainty / Error	Result Units	Lab Qual	Rep Res	Overall Qual*	Temp	HT	MB	LCS	MS	Lab Dup	Surr	Rep Limit	Moist Tot/Dis	Field QC	Tune	IC	ICV	CV / CCV	Reason Codes
Analysis Method : 8270C						**Dilution: 1**															
Hexachlorobutadiene	1.0		ug/L	U	YES																
Hexachlorocyclopentadiene	10		ug/L	U	NO	R				R	UJ										I,J-,H-
Hexachloroethane	1.0		ug/L	U	NO	R				R	UJ										H-,J-
Indeno(1,2,3-cd)pyrene	0.20		ug/L	U	YES																
Isophorone	1.0		ug/L	U	YES																
Naphthalene	0.20		ug/L	U	YES																
Nitrobenzene	1.0		ug/L	U	YES																
N-nitroso-di-n-propylamine	1.0		ug/L	U	YES																
N-Nitrosodiphenylamine	1.0		ug/L	U	YES																
Pentachlorophenol	5.0		ug/L	U	YES																
Phenanthrene	0.20		ug/L	U	YES																
Phenol	1.0		ug/L	U	YES																
Pyrene	0.20		ug/L	U	YES																
Analysis Method : 9012A						**Dilution: 1**															
Cyanide	0.010		mg/L	U	YES																
Analysis Method : SW8330 Modified						**Dilution: 1**															
Nitroguanidine	20		ug/L	U	YES																

* Overall result qualifier reflects summation of qualifiers added during automated data review and any qualifiers added manually for categories not assessed by automated data review

Sample Qualification Report with Reason Codes (All Results sorted by Client Sample ID)

Client Sample ID : FWGEQUIPRinse3-0503-GW **Lab Report Batch :** A7G120101 **Lab ID :** STLCAN

Sample Date : 07/11/2007 **Analysis Type: RES/TOT** **Sample Matrix :** AQ

Lab Sample ID: A7G120101029

Reviewed By / Date : Heather Mallory 9/12/07 **Approved By / Date :**

Analyte Name	Result	Uncertainty / Error	Result Units	Lab Qual	Rep Res	Overall Qual*	Temp	HT	MB	LCS	MS	Lab Dup	Surr	Rep Limit	Moist Tot/Dis	Field QC	Tune	IC	ICV	CV / CCV	Reason Codes
Analysis Method : 6010B						**Dilution: 1**															
Arsenic	5.0		ug/L	U	YES																
Barium	10.0		ug/L	U	YES																
Calcium	1000		ug/L	U	YES																
Chromium	5.0		ug/L	U	YES																
Cobalt	5.0		ug/L	U	YES																
Copper	5.0		ug/L	U	YES																
Lead	3.0		ug/L	U	YES																
Magnesium	1000		ug/L	U	YES																
Manganese	0.34		ug/L	B	YES	J								J							L
Nickel	10.0		ug/L	U	YES																
Potassium	150		ug/L	B J	YES	J								J							L, RJ
Selenium	5.0		ug/L	U	YES																
Silver	5.0		ug/L	U	YES																
Sodium	1000		ug/L	U	YES																
Vanadium	10.0		ug/L	U	YES																
Analysis Method : 6020						**Dilution: 1**															
Aluminum	25.1		ug/L	B	YES	J								J							L, RJ
Antimony	2.0		ug/L	U	YES																
Beryllium	1.0		ug/L	U	YES																
Cadmium	0.50		ug/L	U	YES																
Iron	20.0		ug/L	U	YES																
Thallium	1.0		ug/L	U	YES																
Zinc	10.0		ug/L	U	YES																
Analysis Method : 7470A						**Dilution: 1**															
Mercury	0.20		ug/L	U	YES																

* Overall result qualifier reflects summation of qualifiers added during automated data review and any qualifiers added manually for categories not assessed by automated data review

Sample Qualification Report with Reason Codes (All Results sorted by Client Sample ID)

Client Sample ID : FWGLL11mw-002C-0478-GF **Lab Report Batch :** A7G120101 **Lab ID :** STLCAN

Sample Date : 07/11/2007 **Analysis Type: RES/TOT** **Sample Matrix :** AQ

Lab Sample ID: A7G120101028

Reviewed By / Date : Heather Nelley 9/12/07 **Approved By / Date :**

Analyte Name	Result	Uncertainty / Error	Result Units	Lab Qual	Rep Res	Overall Qual*	Temp	HT	MB	LCS	MS	Lab Dup	Surr	Rep Limit	Moist Tot/Dis	Field QC	Tune	IC	ICV	CV / CCV	Reason Codes
Analysis Method : 6010B						**Dilution: 1**															
Arsenic	5.0		ug/L	U	YES																
Barium	38.5		ug/L		YES																
Calcium	94400		ug/L	J	YES																
Chromium	2.4		ug/L	B	YES	J								J							L
Cobalt	1.7		ug/L	B	YES	J								J							L
Copper	2.3		ug/L	B	YES	J								J							L
Lead	3.0		ug/L	U	YES																
Magnesium	29500		ug/L		YES																
Manganese	500		ug/L		YES																
Nickel	4.2		ug/L	B	YES	J								J							L
Potassium	2060		ug/L	J	YES	J															PJ
Selenium	5.0		ug/L	U	YES																
Silver	5.0		ug/L	U	YES																
Sodium	9170		ug/L		YES																
Vanadium	3.3		ug/L	B	YES	J								J							L
Analysis Method : 6020						**Dilution: 1**															
Aluminum	1430		ug/L		YES	J															PJ
Antimony	0.19		ug/L	B	YES	J								J							L
Beryllium	1.0		ug/L	U	YES																
Cadmium	0.87		ug/L		YES																
Iron	2830		ug/L	J	YES	J															PJ
Thallium	0.030		ug/L	B	YES	J								J							L
Zinc	23.5		ug/L	J	YES																
Analysis Method : 7470A						**Dilution: 1**															
Mercury	0.20		ug/L	U	YES																

* Overall result qualifier reflects summation of qualifiers added during automated data review and any qualifiers added manually for categories not assessed by automated data review

Sample Qualification Report with Reason Codes (All Results sorted by Client Sample ID)

Client Sample ID : FWGLL11mw-002C-0478-GW **Lab Report Batch :** A7G120101 **Lab ID :** STLCAN

Sample Date : 07/11/2007 **Analysis Type: DL** **Sample Matrix :** AQ

Lab Sample ID: A7G120101027

Reviewed By / Date : Heather McCoy 9/12/07 **Approved By / Date :**

Analyte Name	Result	Uncertainty / Error	Result Units	Lab Qual	Rep Res	Overall Qual*	Temp	HT	MB	LCS	MS	Lab Dup	Surr	Rep Limit	Moist Tot/Dis	Field QC	Tune	IC	ICV	CV / CCV	Reason Codes
Analysis Method : 8330						**Dilution: 1.18**															
1,3,5-Trinitrobenzene	0.12		ug/L	U	YES																
1,3-Dinitrobenzene	0.12		ug/L	U	YES																
2,4,6-TNT	0.12		ug/L	U	YES																
2,4-Dinitrotoluene	0.12		ug/L	U	YES																
2,6-Dinitrotoluene	0.12		ug/L	U	YES																
2-Amino-4,6-dinitrotoluene	0.12		ug/L	U	YES																
2-Nitrotoluene	0.59		ug/L	U	YES																
3-Nitrotoluene	0.59		ug/L	U	YES																
4-Amino-2,6-Dinitrotoluene	0.12		ug/L	U	YES																
4-Nitrotoluene	0.59		ug/L	U	YES																
HMX	0.12		ug/L	U	YES																
Nitrobenzene	0.12		ug/L	U	YES																
NITROGLYCERINE	0.77		ug/L	U	YES																
Pentaerythritol Tetranitrate (PETN)	0.77		ug/L	U	YES																
RDX	0.12		ug/L	U	YES																
TETRYL	0.12		ug/L	U	YES																

* Overall result qualifier reflects summation of qualifiers added during automated data review and any qualifiers added manually for categories not assessed by automated data review

Sample Qualification Report with Reason Codes (All Results sorted by Client Sample ID)

Client Sample ID : FWGLL11mw-002C-0478-GW **Lab Report Batch :** A7G120101 **Lab ID :** STLCAN

Sample Date : 07/11/2007 **Analysis Type: RE** **Sample Matrix :** AQ

Lab Sample ID: A7G120101027

Reviewed By / Date : Heather Melby 9/12/07 **Approved By / Date :**

Analyte Name	Result	Uncertainty / Error	Result Units	Lab Qual	Rep Res	Overall Qual*	Temp	HT	MB	LCS	MS	Lab Dup	Surr	Rep Limit	Moist Tot/Dis	Field QC	Tune	IC	ICV	CV / CCV	Reason Codes
Analysis Method : 8270C						**Dilution: 1**															
1,2,4-Trichlorobenzene	1.0		ug/L	U	NO	R		R													D-
1,2-Dichlorobenzene	1.0		ug/L	U	NO	R		R													D-
1,3-Dichlorobenzene	1.0		ug/L	U	NO	R		R													D-
1,4-Dichlorobenzene	1.0		ug/L	U	NO	R		R													D-
2,2-OXYBIS (1-CHLOROPROPANE)	1.0		ug/L	U	NO	R		R		UJ											J-,D-
2,4,5-Trichlorophenol	5.0		ug/L	U	NO	R		R					UJ								G-,D-
2,4,6-Trichlorophenol	5.0		ug/L	U	NO	R		R					UJ								G-,D-
2,4-Dichlorophenol	2.0		ug/L	U	NO	R		R					UJ								G-,D-
2,4-Dimethylphenol	2.0		ug/L	U	NO	R		R					UJ								G-,D-
2,4-Dinitrophenol	5.0		ug/L	U	YES	R		R		R	UJ		UJ								G-,D-,J-,H
2,4-Dinitrotoluene	5.0		ug/L	U	NO	R		R													D-
2,6-Dinitrotoluene	5.0		ug/L	U	NO	R		R													D-
2-Chloronaphthalene	1.0		ug/L	U	NO	R		R													D-
2-Chlorophenol	1.0		ug/L	U	NO	R		R					UJ								G-,D-
2-Methylnaphthalene	0.20		ug/L	U	NO	R		R													D-
2-Methylphenol	1.0		ug/L	U	NO	R		R					UJ								G-,D-
2-Nitroaniline	2.0		ug/L	U	NO	R		R													D-
2-Nitrophenol	2.0		ug/L	U	NO	R		R					UJ								G-,D-
3,3'-Dichlorobenzidine	5.0		ug/L	U	NO	R		R													D-
3-Nitroaniline	2.0		ug/L	U	NO	R		R													D-
4,6-Dinitro-2-methylphenol	5.0		ug/L	U	NO	R		R					UJ								G-,D-
4-Bromophenyl phenyl ether	2.0		ug/L	U	NO	R		R													D-
4-Chloro-3-methylphenol	2.0		ug/L	U	NO	R		R					UJ								G-,D-
4-Chloroaniline	2.0		ug/L	U	NO	R		R													D-
4-Chlorophenyl phenyl ether	2.0		ug/L	U	NO	R		R													D-
4-Methylphenol	1.0		ug/L	U	NO	R		R					UJ								G-,D-
4-Nitroanaline	2.0		ug/L	U	NO	R		R													D-
4-Nitrophenol	5.0		ug/L	U	NO	R		R					UJ								G-,D-
Acenaphthene	0.20		ug/L	U	NO	R		R													D-
Acenaphthylene	0.20		ug/L	U	NO	R		R													D-
Anthracene	0.20		ug/L	U	NO	R		R													D-

* Overall result qualifier reflects summation of qualifiers added during automated data review and any qualifiers added manually for categories not assessed by automated data review

Sample Qualification Report with Reason Codes (All Results sorted by Client Sample ID)

Client Sample ID : FWGLL11mw-002C-0478-GW **Lab Report Batch :** A7G120101 **Lab ID :** STLCAN

Sample Date : 07/11/2007 **Analysis Type: RE** **Sample Matrix :** AQ

Lab Sample ID: A7G120101027

Reviewed By / Date : Heather McCoy 9/12/07 **Approved By / Date :**

Analyte Name	Result	Uncertainty / Error	Result Units	Lab Qual	Rep Res	Overall Qual*	Temp	HT	MB	LCS	MS	Lab Dup	Surr	Rep Limit	Moist Tot/Dis	Field QC	Tune	IC	ICV	CV / CCV	Reason Codes
Analysis Method : 8270C						**Dilution: 1**															
Benzo(a)anthracene	0.20		ug/L	U	NO	R		R													D-
Benzo(a)pyrene	0.20		ug/L	U	NO	R		R													D-
Benzo(b)fluoranthene	0.20		ug/L	U	NO	R		R													D-
BENZO(G,H,I)PERYLENE	0.20		ug/L	U	NO	R		R													D-
Benzo(k)fluoranthene	0.20		ug/L	U	NO	R		R													D-
Benzoic acid	10		ug/L	U	YES	R		R		R	UJ		UJ								G-,D-,J-,H
Benzyl alcohol	5.0		ug/L	U	NO	R		R					UJ								G-,D-
bis(2-Chloroethoxy)methane	1.0		ug/L	U	NO	R		R													D-
bis(2-Chloroethyl) ether	1.0		ug/L	U	NO	R		R													D-
bis(2-Ethylhexyl) phthalate	5.7		ug/L	J B	NO	~~UJ~~ R		~~J~~ R						J		U					L, D-
Butylbenzyl Phthalate	1.0		ug/L	U	NO	R		R													D-
Carbazole	1.0		ug/L	U	NO	R		R													D-
Chrysene	0.20		ug/L	U	NO	R		R													D-
dibenzo(a,h)anthracene	0.20		ug/L	U	NO	R		R													D-
Dibenzofuran	1.0		ug/L	U	NO	R		R													D-
Diethyl phthalate	0.78		ug/L	J	NO	J		J						J							L
Dimethyl phthalate	1.0		ug/L	U	NO	R		R													D-
Di-n-butyl phthalate	1.0		ug/L	U	NO	R		R													D-
Di-n-octyl phthalate	1.0		ug/L	U	NO	R		R													D-
Fluoranthene	0.20		ug/L	U	NO	R		R													D-
Fluorene	0.20		ug/L	U	NO	R		R													D-
Hexachlorobenzene	0.20		ug/L	U	NO	R		R													D-
Hexachlorobutadiene	1.0		ug/L	U	NO	R		R													D-
Hexachlorocyclopentadiene	10		ug/L	U	YES	R		R		R	UJ										I,D-,J-,H-
Hexachloroethane	1.0		ug/L	U	YES	R		R													D-
Indeno(1,2,3-cd)pyrene	0.20		ug/L	U	NO	R		R													D-
Isophorone	1.0		ug/L	U	NO	R		R													D-
Naphthalene	0.20		ug/L	U	NO	R		R													D-
Nitrobenzene	1.0		ug/L	U	NO	R		R													D-
N-nitroso-di-n-propylamine	1.0		ug/L	U	NO	R		R													D-
N-Nitrosodiphenylamine	1.0		ug/L	U	NO	R		R													D-

* Overall result qualifier reflects summation of qualifiers added during automated data review and any qualifiers added manually for categories not assessed by automated data review

Sample Qualification Report with Reason Codes (All Results sorted by Client Sample ID)

Client Sample ID : FWGLL11mw-002C-0478-GW **Lab Report Batch :** A7G120101 **Lab ID :** STLCAN

Sample Date : 07/11/2007 **Analysis Type: RE** **Sample Matrix :** AQ

Lab Sample ID: A7G120101027

Reviewed By / Date : Heather Medley 9/12/07 **Approved By / Date :**

Analyte Name	Result	Uncertainty / Error	Result Units	Lab Qual	Rep Res	Overall Qual*	Temp	HT	MB	LCS	MS	Lab Dup	Surr	Rep Limit	Moist Tot/Dis	Field QC	Tune	IC	ICV	CV / CCV	Reason Codes
Analysis Method : 8270C						**Dilution: 1**															
Pentachlorophenol	5.0		ug/L	U	NO	R		R					UJ								G-,D-
Phenanthrene	0.20		ug/L	U	NO	R		R													D-
Phenol	1.0		ug/L	U	NO	R		R					UJ								G-,D-
Pyrene	0.20		ug/L	U	NO	R		R													D-

* Overall result qualifier reflects summation of qualifiers added during automated data review and any qualifiers added manually for categories not assessed by automated data review

Sample Qualification Report with Reason Codes (All Results sorted by Client Sample ID)

Client Sample ID : FWGLL11mw-002C-0478-GW **Lab Report Batch :** A7G120101 **Lab ID :** STLCAN

Sample Date : 07/11/2007 **Analysis Type: RES** **Sample Matrix :** AQ

Lab Sample ID: A7G120101027

Reviewed By / Date : Heather Medley 9/12/07 **Approved By / Date :**

Analyte Name	Result	Uncertainty / Error	Result Units	Lab Qual	Rep Res	Overall Qual*	Temp	HT	MB	LCS	MS	Lab Dup	Surr	Rep Limit	Moist Tot/Dis	Field QC	Tune	IC	ICV	CV / CCV	Reason Codes
Analysis Method : 353.2 Modified						**Dilution: 1**															
Nitrocellulose	0.50		mg/L	U	YES	UJ					UJ										H-
Analysis Method : 8081A						**Dilution: 1**															
4,4'-DDD	0.030		ug/L	U	YES																
4,4'-DDE	0.030		ug/L	U	YES																
4,4'-DDT	0.030		ug/L	U	YES																
Aldrin	0.030		ug/L	U	YES																
alpha-BHC	0.030		ug/L	U	YES																
alpha-Chordane	0.030		ug/L	U	YES																
beta-BHC	0.013		ug/L	J	YES	J								J						J	L
delta-BHC	0.030		ug/L	U	YES																
Dieldrin	0.030		ug/L	U	YES																
Endosulfan I	0.025		ug/L	U	YES	UJ				UJ											J-
Endosulfan II	0.025		ug/L	U	YES																
Endosulfan sulfate	0.030		ug/L	U	YES																
Endrin	0.030		ug/L	U	YES																
Endrin aldehyde	0.030		ug/L	U	YES																
Endrin ketone	0.030		ug/L	U	YES																
gamma-BHC	0.030		ug/L	U	YES																
gamma-Chlordane	0.030		ug/L	U	YES																
Heptachlor	0.030		ug/L	U	YES																
Heptachlor epoxide	0.030		ug/L	U	YES																
Methoxychlor	0.10		ug/L	U	YES																
Toxaphene	2.0		ug/L	U	YES																
Analysis Method : 8082						**Dilution: 1**															
Aroclor 1016	0.50		ug/L	U	YES	UJ							UJ								G-
Aroclor 1221	0.50		ug/L	U	YES	UJ							UJ								G-
Aroclor 1232	0.50		ug/L	U	YES	UJ							UJ								G-
Aroclor 1242	0.50		ug/L	U	YES	UJ							UJ								G-
Aroclor 1248	0.50		ug/L	U	YES	UJ							UJ								G-
Aroclor 1254	0.50		ug/L	U	YES	UJ							UJ								G-
Aroclor 1260	0.50		ug/L	U	YES	UJ							UJ								G-
Analysis Method : 8260B						**Dilution: 1**															

* Overall result qualifier reflects summation of qualifiers added during automated data review and any qualifiers added manually for categories not assessed by automated data review

Sample Qualification Report with Reason Codes (All Results sorted by Client Sample ID)

Client Sample ID : FWGLL11mw-002C-0478-GW **Lab Report Batch :** A7G120101 **Lab ID :** STLCAN

Sample Date : 07/11/2007 **Analysis Type: RES** **Sample Matrix :** AQ

Lab Sample ID: A7G120101027

Reviewed By / Date : Heather Reilly 9/12/07 **Approved By / Date :**

Analyte Name	Result	Uncertainty / Error	Result Units	Lab Qual	Rep Res	Overall Qual*	Temp	HT	MB	LCS	MS	Lab Dup	Surr	Rep Limit	Moist Tot/Dis	Field QC	Tune	IC	ICV	CV / CCV	Reason Codes
Analysis Method : 8260B						**Dilution: 1**															
1,1,1-Trichloroethane	1.0		ug/L	U	YES																
1,1,2,2-Tetrachloroethane	1.0		ug/L	U	YES																
1,1,2-Trichloroethane	1.0		ug/L	U	YES																
1,1-Dichloroethane	1.0		ug/L	U	YES																
1,1-Dichloroethene	1.0		ug/L	U	YES																
1,2-Dibromoethane	1.0		ug/L	U	YES																
1,2-Dichloroethane	1.0		ug/L	U	YES																
1,2-Dichloroethene (total)	1.0		ug/L	U	YES																
1,2-Dichloropropane	1.0		ug/L	U	YES																
2-Butanone	10		ug/L	U	YES																
2-Hexanone	10		ug/L	U	YES	R					UJ										Pj-,H-
4-Methyl-2-pentanone	10		ug/L	U	YES	UJ					UJ										Pj-,H-
Acetone	10		ug/L	U	YES	R					UJ										Pj-,H-
Benzene	1.0		ug/L	U	YES																
Bromochloromethane	1.0		ug/L	U	YES																
Bromodichloromethane	1.0		ug/L	U	YES																
Bromoform	1.0		ug/L	U	YES																
Bromomethane	1.0		ug/L	U	YES	UJ													UJ		U-
Carbon disulfide	1.0		ug/L	U	YES																
Carbon tetrachloride	1.0		ug/L	U	YES																
Chlorobenzene	1.0		ug/L	U	YES																
Chloroethane	1.0		ug/L	U	YES	UJ															Pj-
Chloroform	1.0		ug/L	U	YES																
Chloromethane	1.0		ug/L	U	YES																
cis-1,2-Dichloroethene	1.0		ug/L	U	YES																
cis-1,3-Dichloropropene	1.0		ug/L	U	YES																
Dibromochloromethane	1.0		ug/L	U	YES																
Ethylbenzene	1.0		ug/L	U	YES																
M&P-XYLENES	2.0		ug/L	U	YES	UJ															Pj-
Methylene chloride	2.0		ug/L	U	YES	R															Pj-
o-Xylene	1.0		ug/L	U	YES	UJ															Pj-

* Overall result qualifier reflects summation of qualifiers added during automated data review and any qualifiers added manually for categories not assessed by automated data review

Sample Qualification Report with Reason Codes (All Results sorted by Client Sample ID)

Client Sample ID : FWGLL11mw-002C-0478-GW **Lab Report Batch :** A7G120101 **Lab ID :** STLCAN

Sample Date : 07/11/2007 **Analysis Type: RES** **Sample Matrix :** AQ

Lab Sample ID: A7G120101027

Reviewed By / Date : Dwayne Medley 9/12/07 **Approved By / Date :**

Analyte Name	Result	Uncertainty / Error	Result Units	Lab Qual	Rep Res	Overall Qual*	Temp	HT	MB	LCS	MS	Lab Dup	Surr	Rep Limit	Moist Tot/Dis	Field QC	Tune	IC	ICV	CV / CCV	Reason Codes
Analysis Method : 8260B						**Dilution: 1**															
Styrene	1.0		ug/L	U	YES																
Tetrachloroethene	1.0		ug/L	U	YES																
Toluene	1.0		ug/L	U	YES																
TOTAL XYLENES	2.0		ug/L	U	YES	UJ															Pj-
trans-1,2-Dichloroethene	1.0		ug/L	U	YES																
trans-1,3-Dichloropropene	1.0		ug/L	U	YES																
Trichloroethene	1.0		ug/L	U	YES																
Vinyl chloride	1.0		ug/L	U	YES																
Analysis Method : 8270C						**Dilution: 1**															
1,2,4-Trichlorobenzene	1.0		ug/L	U	YES																
1,2-Dichlorobenzene	1.0		ug/L	U	YES																
1,3-Dichlorobenzene	1.0		ug/L	U	YES																
1,4-Dichlorobenzene	1.0		ug/L	U	YES																
2,2-OXYBIS (1-CHLOROPROPANE)	1.0		ug/L	U	YES	UJ				UJ											J-
2,4,5-Trichlorophenol	5.0		ug/L	U	YES																
2,4,6-Trichlorophenol	5.0		ug/L	U	YES																
2,4-Dichlorophenol	2.0		ug/L	U	YES																
2,4-Dimethylphenol	2.0		ug/L	U	YES																
2,4-Dinitrophenol	5.0		ug/L	U	NO	R				R	UJ										H-,J-
2,4-Dinitrotoluene	5.0		ug/L	U	YES																
2,6-Dinitrotoluene	5.0		ug/L	U	YES																
2-Chloronaphthalene	1.0		ug/L	U	YES																
2-Chlorophenol	1.0		ug/L	U	YES																
2-Methylnaphthalene	0.20		ug/L	U	YES																
2-Methylphenol	1.0		ug/L	U	YES																
2-Nitroaniline	2.0		ug/L	U	YES																
2-Nitrophenol	2.0		ug/L	U	YES																
3,3'-Dichlorobenzidine	5.0		ug/L	U	YES																
3-Nitroaniline	2.0		ug/L	U	YES																
4,6-Dinitro-2-methylphenol	5.0		ug/L	U	YES																
4-Bromophenyl phenyl ether	2.0		ug/L	U	YES																

* Overall result qualifier reflects summation of qualifiers added during automated data review and any qualifiers added manually for categories not assessed by automated data review

Sample Qualification Report with Reason Codes (All Results sorted by Client Sample ID)

Client Sample ID : FWGLL11mw-002C-0478-GW **Lab Report Batch :** A7G120101 **Lab ID :** STLCAN

Sample Date : 07/11/2007 **Analysis Type: RES** **Sample Matrix :** AQ

Lab Sample ID: A7G120101027

Reviewed By / Date : Heather Nelley 9/12/07 **Approved By / Date :**

Analyte Name	Result	Uncertainty / Error	Result Units	Lab Qual	Rep Res	Overall Qual*	Temp	HT	MB	LCS	MS	Lab Dup	Surr	Rep Limit	Moist Tot/Dis	Field QC	Tune	IC	ICV	CV / CCV	Reason Codes
Analysis Method : 8270C						**Dilution: 1**															
4-Chloro-3-methylphenol	2.0		ug/L	U	YES																
4-Chloroaniline	2.0		ug/L	U	YES																
4-Chlorophenyl phenyl ether	2.0		ug/L	U	YES																
4-Methylphenol	1.0		ug/L	U	YES																
4-Nitroanaline	2.0		ug/L	U	YES																
4-Nitrophenol	5.0		ug/L	U	YES																
Acenaphthene	0.20		ug/L	U	YES																
Acenaphthylene	0.20		ug/L	U	YES																
Anthracene	0.20		ug/L	U	YES																
Benzo(a)anthracene	0.20		ug/L	U	YES																
Benzo(a)pyrene	0.20		ug/L	U	YES																
Benzo(b)fluoranthene	0.20		ug/L	U	YES																
BENZO(G,H,I)PERYLENE	0.20		ug/L	U	YES																
Benzo(k)fluoranthene	0.20		ug/L	U	YES																
Benzoic acid	10		ug/L	U	NO	R				R	UJ										H-,J-
Benzyl alcohol	5.0		ug/L	U	YES																
bis(2-Chloroethoxy)methane	1.0		ug/L	U	YES																
bis(2-Chloroethyl) ether	1.0		ug/L	U	YES																
bis(2-Ethylhexyl) phthalate	1.7		ug/L	J B	YES	J								J							L
Butylbenzyl Phthalate	1.0		ug/L	U	YES																
Carbazole	1.0		ug/L	U	YES																
Chrysene	0.20		ug/L	U	YES																
dibenzo(a,h)anthracene	0.20		ug/L	U	YES																
Dibenzofuran	1.0		ug/L	U	YES																
Diethyl phthalate	1.3		ug/L		YES																
Dimethyl phthalate	1.0		ug/L	U	YES																
Di-n-butyl phthalate	1.0		ug/L	U	YES																
Di-n-octyl phthalate	1.0		ug/L	U	YES																
Fluoranthene	0.20		ug/L	U	YES																
Fluorene	0.20		ug/L	U	YES																
Hexachlorobenzene	0.20		ug/L	U	YES																

* Overall result qualifier reflects summation of qualifiers added during automated data review and any qualifiers added manually for categories not assessed by automated data review

Sample Qualification Report with Reason Codes (All Results sorted by Client Sample ID)

Client Sample ID : FWGLL11mw-002C-0478-GW **Lab Report Batch :** A7G120101 **Lab ID :** STLCAN

Sample Date : 07/11/2007 **Analysis Type: RES** **Sample Matrix :** AQ

Lab Sample ID: A7G120101027

Reviewed By / Date : Heather Nelley 9/12/07 **Approved By / Date :**

Analyte Name	Result	Uncertainty / Error	Result Units	Lab Qual	Rep Res	Overall Qual*	Temp	HT	MB	LCS	MS	Lab Dup	Surr	Rep Limit	Moist Tot/Dis	Field QC	Tune	IC	ICV	CV / CCV	Reason Codes
Analysis Method : 8270C						**Dilution: 1**															
Hexachlorobutadiene	1.0		ug/L	U	YES																
Hexachlorocyclopentadiene	10		ug/L	U	NO	R				R	UJ										I,J-,H-
Hexachloroethane	1.0		ug/L	U	NO	R				R	UJ										H-,J-
Indeno(1,2,3-cd)pyrene	0.20		ug/L	U	YES																
Isophorone	1.0		ug/L	U	YES																
Naphthalene	0.20		ug/L	U	YES																
Nitrobenzene	1.0		ug/L	U	YES																
N-nitroso-di-n-propylamine	1.0		ug/L	U	YES																
N-Nitrosodiphenylamine	1.0		ug/L	U	YES																
Pentachlorophenol	5.0		ug/L	U	YES																
Phenanthrene	0.20		ug/L	U	YES																
Phenol	1.0		ug/L	U	YES																
Pyrene	0.20		ug/L	U	YES																
Analysis Method : 9012A						**Dilution: 1**															
Cyanide	0.010		mg/L	U	YES																
Analysis Method : SW8330 Modified						**Dilution: 1**															
Nitroguanidine	20		ug/L	U	YES																

* Overall result qualifier reflects summation of qualifiers added during automated data review and any qualifiers added manually for categories not assessed by automated data review

Sample Qualification Report with Reason Codes (All Results sorted by Client Sample ID)

Client Sample ID : FWGLL11mw-007C-0479-GF **Lab Report Batch :** A7G120101 **Lab ID :** STLCAN

Sample Date : 07/11/2007 **Analysis Type: RES/TOT** **Sample Matrix :** AQ

Lab Sample ID: A7G120101008

Reviewed By / Date : Heather Nelley 9/12/07 **Approved By / Date :**

Analyte Name	Result	Uncertainty / Error	Result Units	Lab Qual	Rep Res	Overall Qual*	Temp	HT	MB	LCS	MS	Lab Dup	Surr	Rep Limit	Moist Tot/Dis	Field QC	Tune	IC	ICV	CV / CCV	Reason Codes
Analysis Method : 6010B						**Dilution: 1**															
Arsenic	20.0		ug/L		YES																
Barium	84.0		ug/L		YES																
Calcium	90500		ug/L	J	YES																
Chromium	5.0		ug/L	U	YES																
Cobalt	5.0		ug/L	U	YES																
Copper	5.0		ug/L	U	YES																
Lead	3.0		ug/L	U	YES																
Magnesium	32200		ug/L		YES																
Manganese	203		ug/L		YES																
Nickel	10.0		ug/L	U	YES																
Potassium	1330		ug/L	J	YES	J															B
Selenium	5.0		ug/L	U	YES																
Silver	5.0		ug/L	U	YES																
Sodium	12900		ug/L		YES																
Vanadium	10.0		ug/L	U	YES																
Analysis Method : 6020						**Dilution: 1**															
Aluminum	50.0		ug/L	U	YES																
Antimony	2.0		ug/L	U	YES																
Beryllium	1.0		ug/L	U	YES																
Cadmium	0.50		ug/L	U	YES																
Iron	1460		ug/L	J	YES	J															B
Thallium	1.0		ug/L	U	YES																
Zinc	3.7		ug/L	B J	YES	UJ			U					J							L
Analysis Method : 7470A						**Dilution: 1**															
Mercury	0.20		ug/L	U	YES																

* Overall result qualifier reflects summation of qualifiers added during automated data review and any qualifiers added manually for categories not assessed by automated data review

Sample Qualification Report with Reason Codes (All Results sorted by Client Sample ID)

Client Sample ID : FWGLL11mw-007C-0479-GW **Lab Report Batch :** A7G120101 **Lab ID :** STLCAN

Sample Date : 07/11/2007 **Analysis Type: DL** **Sample Matrix :** AQ

Lab Sample ID: A7G120101007

Reviewed By / Date : Heather Medley 9/12/07 **Approved By / Date :**

Analyte Name	Result	Uncertainty / Error	Result Units	Lab Qual	Rep Res	Overall Qual*	Temp	HT	MB	LCS	MS	Lab Dup	Surr	Rep Limit	Moist Tot/Dis	Field QC	Tune	IC	ICV	CV / CCV	Reason Codes
Analysis Method : 8330						**Dilution: 0.98**															
1,3,5-Trinitrobenzene	0.098		ug/L	U	YES																
1,3-Dinitrobenzene	0.098		ug/L	U	YES																
2,4,6-TNT	0.098		ug/L	U	YES																
2,4-Dinitrotoluene	0.098		ug/L	U	YES																
2,6-Dinitrotoluene	0.098		ug/L	U	YES																
2-Amino-4,6-dinitrotoluene	0.098		ug/L	U	YES																
2-Nitrotoluene	0.49		ug/L	U	YES																
3-Nitrotoluene	0.49		ug/L	U	YES																
4-Amino-2,6-Dinitrotoluene	0.098		ug/L	U	YES																
4-Nitrotoluene	0.49		ug/L	U	YES																
HMX	0.098		ug/L	U	YES																
Nitrobenzene	0.098		ug/L	U	YES																
NITROGLYCERINE	0.64		ug/L	U	YES																
Pentaerythritol Tetranitrate (PETN)	0.64		ug/L	U	YES																
RDX	0.098		ug/L	U	YES																
TETRYL	0.098		ug/L	U	YES																

* Overall result qualifier reflects summation of qualifiers added during automated data review and any qualifiers added manually for categories not assessed by automated data review

Sample Qualification Report with Reason Codes (All Results sorted by Client Sample ID)

Client Sample ID : FWGLL11mw-007C-0479-GW **Lab Report Batch :** A7G120101 **Lab ID :** STLCAN

Sample Date : 07/11/2007 **Analysis Type: RE** **Sample Matrix :** AQ

Lab Sample ID: A7G120101007

Reviewed By / Date : Heather Reddy 9/12/07 **Approved By / Date :**

Analyte Name	Result	Uncertainty / Error	Result Units	Lab Qual	Rep Res	Overall Qual*	Temp	HT	MB	LCS	MS	Lab Dup	Surr	Rep Limit	Moist Tot/Dis	Field QC	Tune	IC	ICV	CV / CCV	Reason Codes
Analysis Method : 8270C						**Dilution: 1**															
1,2,4-Trichlorobenzene	1.0		ug/L	U	NO	R		R													D-
1,2-Dichlorobenzene	1.0		ug/L	U	NO	R		R													D-
1,3-Dichlorobenzene	1.0		ug/L	U	NO	R		R													D-
1,4-Dichlorobenzene	1.0		ug/L	U	NO	R		R													D-
2,2-OXYBIS (1-CHLOROPROPANE)	1.0		ug/L	U	NO	R		R		UJ											J-,D-
2,4,5-Trichlorophenol	5.0		ug/L	U	NO	R		R													D-
2,4,6-Trichlorophenol	5.0		ug/L	U	NO	R		R													D-
2,4-Dichlorophenol	2.0		ug/L	U	NO	R		R													D-
2,4-Dimethylphenol	2.0		ug/L	U	NO	R		R													D-
2,4-Dinitrophenol	5.0		ug/L	U	YES	R		R		R	UJ										H-,D-,J-
2,4-Dinitrotoluene	5.0		ug/L	U	NO	R		R													D-
2,6-Dinitrotoluene	5.0		ug/L	U	NO	R		R													D-
2-Chloronaphthalene	1.0		ug/L	U	NO	R		R													D-
2-Chlorophenol	1.0		ug/L	U	NO	R		R													D-
2-Methylnaphthalene	0.20		ug/L	U	NO	R		R													D-
2-Methylphenol	1.0		ug/L	U	NO	R		R													D-
2-Nitroaniline	2.0		ug/L	U	NO	R		R													D-
2-Nitrophenol	2.0		ug/L	U	NO	R		R													D-
3,3'-Dichlorobenzidine	5.0		ug/L	U	NO	R		R													D-
3-Nitroaniline	2.0		ug/L	U	NO	R		R													D-
4,6-Dinitro-2-methylphenol	5.0		ug/L	U	NO	R		R													D-
4-Bromophenyl phenyl ether	2.0		ug/L	U	NO	R		R													D-
4-Chloro-3-methylphenol	2.0		ug/L	U	NO	R		R													D-
4-Chloroaniline	2.0		ug/L	U	NO	R		R													D-
4-Chlorophenyl phenyl ether	2.0		ug/L	U	NO	R		R													D-
4-Methylphenol	1.0		ug/L	U	NO	R		R													D-
4-Nitroanaline	2.0		ug/L	U	NO	R		R													D-
4-Nitrophenol	5.0		ug/L	U	NO	R		R													D-
Acenaphthene	0.20		ug/L	U	NO	R		R													D-
Acenaphthylene	0.20		ug/L	U	NO	R		R													D-
Anthracene	0.20		ug/L	U	NO	R		R													D-

* Overall result qualifier reflects summation of qualifiers added during automated data review and any qualifiers added manually for categories not assessed by automated data review.

Sample Qualification Report with Reason Codes (All Results sorted by Client Sample ID)

Client Sample ID : FWGLL11mw-007C-0479-GW **Lab Report Batch :** A7G120101 **Lab ID :** STLCAN

Sample Date : 07/11/2007 **Analysis Type: RE** **Sample Matrix :** AQ

Lab Sample ID: A7G120101007

Reviewed By / Date : Heather Hedley 9/12/07 **Approved By / Date :**

Analyte Name	Result	Uncertainty / Error	Result Units	Lab Qual	Rep Res	Overall Qual*	Temp	HT	MB	LCS	MS	Lab Dup	Surr	Rep Limit	Moist Tot/Dis	Field QC	Tune	IC	ICV	CV / CCV	Reason Codes
Analysis Method : 8270C						**Dilution: 1**															
Benzo(a)anthracene	0.20		ug/L	U	NO	R		R													D-
Benzo(a)pyrene	0.20		ug/L	U	NO	R		R													D-
Benzo(b)fluoranthene	0.20		ug/L	U	NO	R		R													D-
BENZO(G,H,I)PERYLENE	0.20		ug/L	U	NO	R		R													D-
Benzo(k)fluoranthene	0.20		ug/L	U	NO	R		R													D-
Benzoic acid	10		ug/L	U	YES	R		R		R	UJ										H-,D-,J-
Benzyl alcohol	5.0		ug/L	U	NO	R		R													D-
bis(2-Chloroethoxy)methane	1.0		ug/L	U	NO	R		R													D-
bis(2-Chloroethyl) ether	1.0		ug/L	U	NO	R		R													D-
bis(2-Ethylhexyl) phthalate	2.3		ug/L	J B	NO	~~UJ~~ R		~~J~~ R						J		U					L, D-
Butylbenzyl Phthalate	1.0		ug/L	U	NO	R		R													D-
Carbazole	1.0		ug/L	U	NO	R		R													D-
Chrysene	0.20		ug/L	U	NO	R		R													D-
dibenzo(a,h)anthracene	0.20		ug/L	U	NO	R		R													D-
Dibenzofuran	1.0		ug/L	U	NO	R		R													D-
Diethyl phthalate	1.0		ug/L	U	NO	R		R													D-
Dimethyl phthalate	1.0		ug/L	U	NO	R		R													D-
Di-n-butyl phthalate	1.0		ug/L	U	NO	R		R													D-
Di-n-octyl phthalate	1.0		ug/L	U	NO	R		R													D-
Fluoranthene	0.20		ug/L	U	NO	R		R													D-
Fluorene	0.20		ug/L	U	NO	R		R													D-
Hexachlorobenzene	0.20		ug/L	U	NO	R		R													D-
Hexachlorobutadiene	1.0		ug/L	U	NO	R		R													D-
Hexachlorocyclopentadiene	10		ug/L	U	YES	R		R		R	UJ										I,D-,J-,H-
Hexachloroethane	1.0		ug/L	U	YES	R		R													D-
Indeno(1,2,3-cd)pyrene	0.20		ug/L	U	NO	R		R													D-
Isophorone	1.0		ug/L	U	NO	R		R													D-
Naphthalene	0.20		ug/L	U	NO	R		R													D-
Nitrobenzene	1.0		ug/L	U	NO	R		R													D-
N-nitroso-di-n-propylamine	1.0		ug/L	U	NO	R		R													D-
N-Nitrosodiphenylamine	1.0		ug/L	U	NO	R		R													D-

* Overall result qualifier reflects summation of qualifiers added during automated data review and any qualifiers added manually for categories not assessed by automated data review

Sample Qualification Report with Reason Codes (All Results sorted by Client Sample ID)

Client Sample ID : FWGLL11mw-007C-0479-GW **Lab Report Batch :** A7G120101 **Lab ID :** STLCAN

Sample Date : 07/11/2007 **Analysis Type: RE** **Sample Matrix :** AQ

Lab Sample ID: A7G120101007

Reviewed By / Date : Heather Reilly 9/12/07 **Approved By / Date :**

Analyte Name	Result	Uncertainty / Error	Result Units	Lab Qual	Rep Res	Overall Qual*	Temp	HT	MB	LCS	MS	Lab Dup	Surr	Rep Limit	Moist Tot/Dis	Field QC	Tune	IC	ICV	CV / CCV	Reason Codes
Analysis Method : 8270C						**Dilution: 1**															
Pentachlorophenol	5.0		ug/L	U	NO	R		R													D-
Phenanthrene	0.20		ug/L	U	NO	R		R													D-
Phenol	1.0		ug/L	U	NO	R		R													D-
Pyrene	0.20		ug/L	U	NO	R		R													D-

* Overall result qualifier reflects summation of qualifiers added during automated data review and any qualifiers added manually for categories not assessed by automated data review

Sample Qualification Report with Reason Codes (All Results sorted by Client Sample ID)

Client Sample ID : FWGLL11mw-007C-0479-GW **Lab Report Batch :** A7G120101 **Lab ID :** STLCAN

Sample Date : 07/11/2007 **Analysis Type: RES** **Sample Matrix :** AQ

Lab Sample ID: A7G120101007

Reviewed By / Date : Heather McCoy 9/12/07 **Approved By / Date :**

Analyte Name	Result	Uncertainty / Error	Result Units	Lab Qual	Rep Res	Overall Qual*	Temp	HT	MB	LCS	MS	Lab Dup	Surr	Rep Limit	Moist Tot/Dis	Field QC	Tune	IC	ICV	CV / CCV	Reason Codes
Analysis Method : 353.2 Modified						**Dilution: 1**															
Nitrocellulose	0.50		mg/L	U	YES	UJ					UJ										H-
Analysis Method : 8081A						**Dilution: 1**															
4,4'-DDD	0.030		ug/L	U	YES																
4,4'-DDE	0.030		ug/L	U	YES																
4,4'-DDT	0.030		ug/L	U	YES																
Aldrin	0.030		ug/L	U	YES																
alpha-BHC	0.030		ug/L	U	YES																
alpha-Chordane	0.030		ug/L	U	YES																
beta-BHC	0.030		ug/L	U	YES																
delta-BHC	0.030		ug/L	U	YES																
Dieldrin	0.030		ug/L	U	YES																
Endosulfan I	0.025		ug/L	U	YES	UJ				UJ											J-
Endosulfan II	0.025		ug/L	U	YES																
Endosulfan sulfate	0.030		ug/L	U	YES																
Endrin	0.030		ug/L	U	YES																
Endrin aldehyde	0.030		ug/L	U	YES																
Endrin ketone	0.030		ug/L	U	YES																
gamma-BHC	0.030		ug/L	U	YES																
gamma-Chlordane	0.030		ug/L	U	YES																
Heptachlor	0.030		ug/L	U	YES																
Heptachlor epoxide	0.030		ug/L	U	YES																
Methoxychlor	0.10		ug/L	U	YES																
Toxaphene	2.0		ug/L	U	YES																
Analysis Method : 8082						**Dilution: 1**															
Aroclor 1016	0.50		ug/L	U	YES																
Aroclor 1221	0.50		ug/L	U	YES																
Aroclor 1232	0.50		ug/L	U	YES																
Aroclor 1242	0.50		ug/L	U	YES																
Aroclor 1248	0.50		ug/L	U	YES																
Aroclor 1254	0.50		ug/L	U	YES																
Aroclor 1260	0.50		ug/L	U	YES																
Analysis Method : 8260B						**Dilution: 1**															

* Overall result qualifier reflects summation of qualifiers added during automated data review and any qualifiers added manually for categories not assessed by automated data review

Sample Qualification Report with Reason Codes (All Results sorted by Client Sample ID)

Client Sample ID : FWGLL11mw-007C-0479-GW **Lab Report Batch :** A7G120101 **Lab ID :** STLCAN

Sample Date : 07/11/2007 **Analysis Type: RES** **Sample Matrix :** AQ

Lab Sample ID: A7G120101007

Reviewed By / Date : Heather McCoy 9/12/07 **Approved By / Date :**

Analyte Name	Result	Uncertainty / Error	Result Units	Lab Qual	Rep Res	Overall Qual*	Temp	HT	MB	LCS	MS	Lab Dup	Surr	Rep Limit	Moist Tot/Dis	Field QC	Tune	IC	ICV	CV / CCV	Reason Codes
Analysis Method : 8260B						**Dilution: 1**															
1,1,1-Trichloroethane	1.0		ug/L	U	YES																
1,1,2,2-Tetrachloroethane	1.0		ug/L	U	YES																
1,1,2-Trichloroethane	1.0		ug/L	U	YES																
1,1-Dichloroethane	1.0		ug/L	U	YES																
1,1-Dichloroethene	1.0		ug/L	U	YES																
1,2-Dibromoethane	1.0		ug/L	U	YES																
1,2-Dichloroethane	1.0		ug/L	U	YES																
1,2-Dichloroethene (total)	1.0		ug/L	U	YES																
1,2-Dichloropropane	1.0		ug/L	U	YES																
2-Butanone	10		ug/L	U	YES																
2-Hexanone	10		ug/L	U	YES	R					UJ										Pj-,H-
4-Methyl-2-pentanone	10		ug/L	U	YES	UJ					UJ										Pj-,H-
Acetone	10		ug/L	U	YES	R					UJ										Pj-,H-
Benzene	1.0		ug/L	U	YES																
Bromochloromethane	1.0		ug/L	U	YES																
Bromodichloromethane	1.0		ug/L	U	YES																
Bromoform	1.0		ug/L	U	YES																
Bromomethane	1.0		ug/L	U	YES	UJ													UJ		U-
Carbon disulfide	1.0		ug/L	U	YES																
Carbon tetrachloride	1.0		ug/L	U	YES																
Chlorobenzene	1.0		ug/L	U	YES																
Chloroethane	1.0		ug/L	U	YES	UJ															Pj-
Chloroform	1.0		ug/L	U	YES																
Chloromethane	1.0		ug/L	U	YES																
cis-1,2-Dichloroethene	1.0		ug/L	U	YES																
cis-1,3-Dichloropropene	1.0		ug/L	U	YES																
Dibromochloromethane	1.0		ug/L	U	YES																
Ethylbenzene	1.0		ug/L	U	YES																
M&P-XYLENES	2.0		ug/L	U	YES	UJ															Pj-
Methylene chloride	2.0		ug/L	U	YES	R															Pj-
o-Xylene	1.0		ug/L	U	YES	UJ															Pj-

* Overall result qualifier reflects summation of qualifiers added during automated data review and any qualifiers added manually for categories not assessed by automated data review

Sample Qualification Report with Reason Codes (All Results sorted by Client Sample ID)

Client Sample ID : FWGLL11mw-007C-0479-GW **Lab Report Batch :** A7G120101 **Lab ID :** STLCAN

Sample Date : 07/11/2007 **Analysis Type: RES** **Sample Matrix :** AQ

Lab Sample ID: A7G120101007

Reviewed By / Date : Heather Malley 9/12/07 **Approved By / Date :**

Analyte Name	Result	Uncertainty / Error	Result Units	Lab Qual	Rep Res	Overall Qual*	Temp	HT	MB	LCS	MS	Lab Dup	Surr	Rep Limit	Moist Tot/Dis	Field QC	Tune	IC	ICV	CV / CCV	Reason Codes
Analysis Method : 8260B						**Dilution: 1**															
Styrene	1.0		ug/L	U	YES																
Tetrachloroethene	1.0		ug/L	U	YES																
Toluene	1.0		ug/L	U	YES																
TOTAL XYLENES	2.0		ug/L	U	YES	UJ															Pj-
trans-1,2-Dichloroethene	1.0		ug/L	U	YES																
trans-1,3-Dichloropropene	1.0		ug/L	U	YES																
Trichloroethene	1.0		ug/L	U	YES																
Vinyl chloride	1.0		ug/L	U	YES																
Analysis Method : 8270C						**Dilution: 1**															
1,2,4-Trichlorobenzene	1.0		ug/L	U	YES																
1,2-Dichlorobenzene	1.0		ug/L	U	YES																
1,3-Dichlorobenzene	1.0		ug/L	U	YES																
1,4-Dichlorobenzene	1.0		ug/L	U	YES																
2,2-OXYBIS (1-CHLOROPROPANE)	1.0		ug/L	U	YES	UJ				UJ											J-
2,4,5-Trichlorophenol	5.0		ug/L	U	YES																
2,4,6-Trichlorophenol	5.0		ug/L	U	YES																
2,4-Dichlorophenol	2.0		ug/L	U	YES																
2,4-Dimethylphenol	2.0		ug/L	U	YES																
2,4-Dinitrophenol	5.0		ug/L	U	NO	R				R	UJ										H-,J-
2,4-Dinitrotoluene	5.0		ug/L	U	YES																
2,6-Dinitrotoluene	5.0		ug/L	U	YES																
2-Chloronaphthalene	1.0		ug/L	U	YES																
2-Chlorophenol	1.0		ug/L	U	YES																
2-Methylnaphthalene	0.20		ug/L	U	YES																
2-Methylphenol	1.0		ug/L	U	YES																
2-Nitroaniline	2.0		ug/L	U	YES																
2-Nitrophenol	2.0		ug/L	U	YES																
3,3'-Dichlorobenzidine	5.0		ug/L	U	YES																
3-Nitroaniline	2.0		ug/L	U	YES																
4,6-Dinitro-2-methylphenol	5.0		ug/L	U	YES																
4-Bromophenyl phenyl ether	2.0		ug/L	U	YES																

* Overall result qualifier reflects summation of qualifiers added during automated data review and any qualifiers added manually for categories not assessed by automated data review

Sample Qualification Report with Reason Codes (All Results sorted by Client Sample ID)

Client Sample ID : FWGLL11mw-007C-0479-GW **Lab Report Batch :** A7G120101 **Lab ID :** STLCAN

Sample Date : 07/11/2007 **Analysis Type: RES** **Sample Matrix :** AQ

Lab Sample ID: A7G120101007

Reviewed By / Date : Heather Nalley 9/12/07 **Approved By / Date :**

Analyte Name	Result	Uncertainty / Error	Result Units	Lab Qual	Rep Res	Overall Qual*	Temp	HT	MB	LCS	MS	Lab Dup	Surr	Rep Limit	Moist Tot/Dis	Field QC	Tune	IC	ICV	CV / CCV	Reason Codes
Analysis Method : 8270C						**Dilution: 1**															
4-Chloro-3-methylphenol	2.0		ug/L	U	YES																
4-Chloroaniline	2.0		ug/L	U	YES																
4-Chlorophenyl phenyl ether	2.0		ug/L	U	YES																
4-Methylphenol	1.0		ug/L	U	YES																
4-Nitroanaline	2.0		ug/L	U	YES																
4-Nitrophenol	5.0		ug/L	U	YES																
Acenaphthene	0.20		ug/L	U	YES																
Acenaphthylene	0.20		ug/L	U	YES																
Anthracene	0.20		ug/L	U	YES																
Benzo(a)anthracene	0.20		ug/L	U	YES																
Benzo(a)pyrene	0.20		ug/L	U	YES																
Benzo(b)fluoranthene	0.20		ug/L	U	YES																
BENZO(G,H,I)PERYLENE	0.20		ug/L	U	YES																
Benzo(k)fluoranthene	0.20		ug/L	U	YES																
Benzoic acid	10		ug/L	U	NO	R				R	UJ										H-,J-
Benzyl alcohol	5.0		ug/L	U	YES																
bis(2-Chloroethoxy)methane	1.0		ug/L	U	YES																
bis(2-Chloroethyl) ether	1.0		ug/L	U	YES																
bis(2-Ethylhexyl) phthalate	10		ug/L	U	YES																P
Butylbenzyl Phthalate	1.0		ug/L	U	YES																
Carbazole	1.0		ug/L	U	YES																
Chrysene	0.20		ug/L	U	YES																
dibenzo(a,h)anthracene	0.20		ug/L	U	YES																
Dibenzofuran	1.0		ug/L	U	YES																
Diethyl phthalate	1.0		ug/L	U	YES																
Dimethyl phthalate	1.0		ug/L	U	YES																
Di-n-butyl phthalate	1.0		ug/L	U	YES																
Di-n-octyl phthalate	1.0		ug/L	U	YES																
Fluoranthene	0.20		ug/L	U	YES																
Fluorene	0.20		ug/L	U	YES																
Hexachlorobenzene	0.20		ug/L	U	YES																

* Overall result qualifier reflects summation of qualifiers added during automated data review and any qualifiers added manually for categories not assessed by automated data review

Sample Qualification Report with Reason Codes (All Results sorted by Client Sample ID)

Client Sample ID : FWGLL11mw-007C-0479-GW **Lab Report Batch :** A7G120101 **Lab ID :** STLCAN

Sample Date : 07/11/2007 **Analysis Type: RES** **Sample Matrix :** AQ

Lab Sample ID: A7G120101007

Reviewed By / Date : Heather Medley 9/12/07 **Approved By / Date :**

Analyte Name	Result	Uncertainty / Error	Result Units	Lab Qual	Rep Res	Overall Qual*	Temp	HT	MB	LCS	MS	Lab Dup	Surr	Rep Limit	Moist Tot/Dis	Field QC	Tune	IC	ICV	CV / CCV	Reason Codes
Analysis Method : 8270C						**Dilution: 1**															
Hexachlorobutadiene	1.0		ug/L	U	YES																
Hexachlorocyclopentadiene	10		ug/L	U	NO	R				R	UJ										I,J-,H-
Hexachloroethane	1.0		ug/L	U	NO	R				R	UJ										H-,J-
Indeno(1,2,3-cd)pyrene	0.20		ug/L	U	YES																
Isophorone	1.0		ug/L	U	YES																
Naphthalene	0.20		ug/L	U	YES																
Nitrobenzene	1.0		ug/L	U	YES																
N-nitroso-di-n-propylamine	1.0		ug/L	U	YES																
N-Nitrosodiphenylamine	1.0		ug/L	U	YES																
Pentachlorophenol	5.0		ug/L	U	YES																
Phenanthrene	0.20		ug/L	U	YES																
Phenol	1.0		ug/L	U	YES																
Pyrene	0.20		ug/L	U	YES																
Analysis Method : 9012A						**Dilution: 1**															
Cyanide	0.010		mg/L	U	YES																
Analysis Method : SW8330 Modified						**Dilution: 1**															
Nitroguanidine	20		ug/L	U	YES																

* Overall result qualifier reflects summation of qualifiers added during automated data review and any qualifiers added manually for categories not assessed by automated data review

Sample Qualification Report with Reason Codes (All Results sorted by Client Sample ID)

Client Sample ID : FWGLL11mw-DUP4-0500-GF **Lab Report Batch :** A7G120101 **Lab ID :** STLCAN

Sample Date : 07/11/2007 **Analysis Type: RES/TOT** **Sample Matrix :** AQ

Lab Sample ID: A7G120101010

Reviewed By / Date : Heather Melley 9/12/07 **Approved By / Date :**

Analyte Name	Result	Uncertainty / Error	Result Units	Lab Qual	Rep Res	Overall Qual*	Temp	HT	MB	LCS	MS	Lab Dup	Surr	Rep Limit	Moist Tot/Dis	Field QC	Tune	IC	ICV	CV / CCV	Reason Codes
Analysis Method : 6010B						**Dilution: 1**															
Arsenic	22.2		ug/L		YES																
Barium	81.3		ug/L		YES																
Calcium	88300		ug/L	J	YES																
Chromium	5.0		ug/L	U	YES																
Cobalt	5.0		ug/L	U	YES																
Copper	5.0		ug/L	U	YES																
Lead	3.0		ug/L	U	YES																
Magnesium	31600		ug/L		YES																
Manganese	202		ug/L		YES																
Nickel	10.0		ug/L	U	YES																
Potassium	1310		ug/L	J	YES	J															BJ
Selenium	5.0		ug/L	U	YES																
Silver	5.0		ug/L	U	YES																
Sodium	12600		ug/L		YES																
Vanadium	10.0		ug/L	U	YES																
Analysis Method : 6020						**Dilution: 1**															
Aluminum	50.0		ug/L	U	YES																
Antimony	2.0		ug/L	U	YES																
Beryllium	1.0		ug/L	U	YES																
Cadmium	0.50		ug/L	U	YES																
Iron	1460		ug/L	J	YES	J															BJ
Thallium	1.0		ug/L	U	YES																
Zinc	3.6		ug/L	B J	YES	~~UJ~~			~~U~~					J							L
Analysis Method : 7470A						**Dilution: 1**															
Mercury	0.20		ug/L	U	YES																

* Overall result qualifier reflects summation of qualifiers added during automated data review and any qualifiers added manually for categories not assessed by automated data review

Sample Qualification Report with Reason Codes (All Results sorted by Client Sample ID)

Client Sample ID : FWGLL11mw-DUP4-0500-GW **Lab Report Batch :** A7G120101 **Lab ID :** STLCAN

Sample Date : 07/11/2007 **Analysis Type: DL** **Sample Matrix :** AQ

Lab Sample ID: A7G120101009

Reviewed By / Date : Heather McCoy 9/12/07 **Approved By / Date :**

Analyte Name	Result	Uncertainty / Error	Result Units	Lab Qual	Rep Res	Overall Qual*	Temp	HT	MB	LCS	MS	Lab Dup	Surr	Rep Limit	Moist Tot/Dis	Field QC	Tune	IC	ICV	CV / CCV	Reason Codes
Analysis Method : 8330						**Dilution: 0.99**															
1,3,5-Trinitrobenzene	0.099		ug/L	U	YES																
1,3-Dinitrobenzene	0.099		ug/L	U	YES																
2,4,6-TNT	0.099		ug/L	U	YES																
2,4-Dinitrotoluene	0.099		ug/L	U	YES																
2,6-Dinitrotoluene	0.099		ug/L	U	YES																
2-Amino-4,6-dinitrotoluene	0.099		ug/L	U	YES																
2-Nitrotoluene	0.50		ug/L	U	YES																
3-Nitrotoluene	0.50		ug/L	U	YES																
4-Amino-2,6-Dinitrotoluene	0.099		ug/L	U	YES																
4-Nitrotoluene	0.50		ug/L	U	YES																
HMX	0.099		ug/L	U	YES																
Nitrobenzene	0.099		ug/L	U	YES																
NITROGLYCERINE	0.64		ug/L	U	YES																
Pentaerythritol Tetranitrate (PETN)	0.64		ug/L	U	YES																
RDX	0.099		ug/L	U	YES																
TETRYL	0.099		ug/L	U	YES																

* Overall result qualifier reflects summation of qualifiers added during automated data review and any qualifiers added manually for categories not assessed by automated data review

Sample Qualification Report with Reason Codes (All Results sorted by Client Sample ID)

Client Sample ID : FWGLL11mw-DUP4-0500-GW **Lab Report Batch :** A7G120101 **Lab ID :** STLCAN

Sample Date : 07/11/2007 **Analysis Type: RE** **Sample Matrix :** AQ

Lab Sample ID: A7G120101009

Reviewed By / Date : Heather McCoy 9/12/07 **Approved By / Date :**

Analyte Name	Result	Uncertainty / Error	Result Units	Lab Qual	Rep Res	Overall Qual*	Temp	HT	MB	LCS	MS	Lab Dup	Surr	Rep Limit	Moist Tot/Dis	Field QC	Tune	IC	ICV	CV / CCV	Reason Codes
Analysis Method : 8270C						**Dilution: 1**															
1,2,4-Trichlorobenzene	1.0		ug/L	U	NO	R		R													D-
1,2-Dichlorobenzene	1.0		ug/L	U	NO	R		R													D-
1,3-Dichlorobenzene	1.0		ug/L	U	NO	R		R													D-
1,4-Dichlorobenzene	1.0		ug/L	U	NO	R		R													D-
2,2-OXYBIS (1-CHLOROPROPANE)	1.0		ug/L	U	NO	R		R		UJ											J-,D-
2,4,5-Trichlorophenol	5.0		ug/L	U	NO	R		R													D-
2,4,6-Trichlorophenol	5.0		ug/L	U	NO	R		R													D-
2,4-Dichlorophenol	2.0		ug/L	U	NO	R		R													D-
2,4-Dimethylphenol	2.0		ug/L	U	NO	R		R													D-
2,4-Dinitrophenol	5.0		ug/L	U	YES	R		R		R	UJ										H-,D-,J-
2,4-Dinitrotoluene	5.0		ug/L	U	NO	R		R													D-
2,6-Dinitrotoluene	5.0		ug/L	U	NO	R		R													D-
2-Chloronaphthalene	1.0		ug/L	U	NO	R		R													D-
2-Chlorophenol	1.0		ug/L	U	NO	R		R													D-
2-Methylnaphthalene	0.20		ug/L	U	NO	R		R													D-
2-Methylphenol	1.0		ug/L	U	NO	R		R													D-
2-Nitroaniline	2.0		ug/L	U	NO	R		R													D-
2-Nitrophenol	2.0		ug/L	U	NO	R		R													D-
3,3'-Dichlorobenzidine	5.0		ug/L	U	NO	R		R													D-
3-Nitroaniline	2.0		ug/L	U	NO	R		R													D-
4,6-Dinitro-2-methylphenol	5.0		ug/L	U	NO	R		R													D-
4-Bromophenyl phenyl ether	2.0		ug/L	U	NO	R		R													D-
4-Chloro-3-methylphenol	2.0		ug/L	U	NO	R		R													D-
4-Chloroaniline	2.0		ug/L	U	NO	R		R													D-
4-Chlorophenyl phenyl ether	2.0		ug/L	U	NO	R		R													D-
4-Methylphenol	1.0		ug/L	U	NO	R		R													D-
4-Nitroanaline	2.0		ug/L	U	NO	R		R													D-
4-Nitrophenol	5.0		ug/L	U	NO	R		R													D-
Acenaphthene	0.20		ug/L	U	NO	R		R													D-
Acenaphthylene	0.20		ug/L	U	NO	R		R													D-
Anthracene	0.20		ug/L	U	NO	R		R													D-

* Overall result qualifier reflects summation of qualifiers added during automated data review and any qualifiers added manually for categories not assessed by automated data review

Sample Qualification Report with Reason Codes (All Results sorted by Client Sample ID)

Client Sample ID : FWGLL11mw-DUP4-0500-GW **Lab Report Batch :** A7G120101 **Lab ID :** STLCAN

Sample Date : 07/11/2007 **Analysis Type: RE** **Sample Matrix :** AQ

Lab Sample ID: A7G120101009

Reviewed By / Date : Heather McElroy 9/12/07 **Approved By / Date :**

Analyte Name	Result	Uncertainty / Error	Result Units	Lab Qual	Rep Res	Overall Qual*	Temp	HT	MB	LCS	MS	Lab Dup	Surr	Rep Limit	Moist Tot/Dis	Field QC	Tune	IC	ICV	CV / CCV	Reason Codes
Analysis Method : 8270C						**Dilution: 1**															
Benzo(a)anthracene	0.20		ug/L	U	NO	R		R													D-
Benzo(a)pyrene	0.20		ug/L	U	NO	R		R													D-
Benzo(b)fluoranthene	0.20		ug/L	U	NO	R		R													D-
BENZO(G,H,I)PERYLENE	0.20		ug/L	U	NO	R		R													D-
Benzo(k)fluoranthene	0.20		ug/L	U	NO	R		R													D-
Benzoic acid	10		ug/L	U	YES	R		R		R	UJ										H-,D-,J-
Benzyl alcohol	5.0		ug/L	U	NO	R		R													D-
bis(2-Chloroethoxy)methane	1.0		ug/L	U	NO	R		R													D-
bis(2-Chloroethyl) ether	1.0		ug/L	U	NO	R		R													D-
bis(2-Ethylhexyl) phthalate	3.0		ug/L	J B	NO	UJ R		J R						J		U					L
Butylbenzyl Phthalate	1.0		ug/L	U	NO	R		R													D-
Carbazole	1.0		ug/L	U	NO	R		R													D-
Chrysene	0.20		ug/L	U	NO	R		R													D-
dibenzo(a,h)anthracene	0.20		ug/L	U	NO	R		R													D-
Dibenzofuran	1.0		ug/L	U	NO	R		R													D-
Diethyl phthalate	1.0		ug/L	U	NO	R		R													D-
Dimethyl phthalate	1.0		ug/L	U	NO	R		R													D-
Di-n-butyl phthalate	1.0		ug/L	U	NO	R		R													D-
Di-n-octyl phthalate	1.0		ug/L	U	NO	R		R													D-
Fluoranthene	0.20		ug/L	U	NO	R		R													D-
Fluorene	0.20		ug/L	U	NO	R		R													D-
Hexachlorobenzene	0.20		ug/L	U	NO	R		R													D-
Hexachlorobutadiene	1.0		ug/L	U	NO	R		R													D-
Hexachlorocyclopentadiene	10		ug/L	U	YES	R		R		R	UJ										I,D-,J-,H-
Hexachloroethane	1.0		ug/L	U	YES	R		R													D-
Indeno(1,2,3-cd)pyrene	0.20		ug/L	U	NO	R		R													D-
Isophorone	1.0		ug/L	U	NO	R		R													D-
Naphthalene	0.20		ug/L	U	NO	R		R													D-
Nitrobenzene	1.0		ug/L	U	NO	R		R													D-
N-nitroso-di-n-propylamine	1.0		ug/L	U	NO	R		R													D-
N-Nitrosodiphenylamine	1.0		ug/L	U	NO	R		R													D-

* Overall result qualifier reflects summation of qualifiers added during automated data review and any qualifiers added manually for categories not assessed by automated data review

Sample Qualification Report with Reason Codes (All Results sorted by Client Sample ID)

Client Sample ID : FWGLL11mw-DUP4-0500-GW **Lab Report Batch :** A7G120101 **Lab ID :** STLCAN

Sample Date : 07/11/2007 **Analysis Type: RE** **Sample Matrix :** AQ

Lab Sample ID: A7G120101009

Reviewed By / Date : Heather Medley 9/12/07 **Approved By / Date :**

Analyte Name	Result	Uncertainty / Error	Result Units	Lab Qual	Rep Res	Overall Qual*	Temp	HT	MB	LCS	MS	Lab Dup	Surr	Rep Limit	Moist Tot/Dis	Field QC	Tune	IC	ICV	CV / CCV	Reason Codes
Analysis Method : 8270C						**Dilution: 1**															
Pentachlorophenol	5.0		ug/L	U	NO	R		R													D-
Phenanthrene	0.20		ug/L	U	NO	R		R													D-
Phenol	1.0		ug/L	U	NO	R		R													D-
Pyrene	0.20		ug/L	U	NO	R		R													D-

* Overall result qualifier reflects summation of qualifiers added during automated data review and any qualifiers added manually for categories not assessed by automated data review

Sample Qualification Report with Reason Codes (All Results sorted by Client Sample ID)

Client Sample ID : FWGLL11mw-DUP4-0500-GW **Lab Report Batch :** A7G120101 **Lab ID :** STLCAN

Sample Date : 07/11/2007 **Analysis Type: RES** **Sample Matrix :** AQ

Lab Sample ID: A7G120101009

Reviewed By / Date : Heather Reddy 9/12/07 **Approved By / Date :**

Analyte Name	Result	Uncertainty / Error	Result Units	Lab Qual	Rep Res	Overall Qual*	Temp	HT	MB	LCS	MS	Lab Dup	Surr	Rep Limit	Moist Tot/Dis	Field QC	Tune	IC	ICV	CV / CCV	Reason Codes
Analysis Method : 353.2 Modified						**Dilution: 1**															
Nitrocellulose	0.15		mg/L	B	YES	J					J			J							L
Analysis Method : 8081A						**Dilution: 1**															
4,4'-DDD	0.030		ug/L	U	YES																
4,4'-DDE	0.030		ug/L	U	YES																
4,4'-DDT	0.030		ug/L	U	YES																
Aldrin	0.030		ug/L	U	YES																
alpha-BHC	0.030		ug/L	U	YES																
alpha-Chordane	0.030		ug/L	U	YES																
beta-BHC	0.030		ug/L	U	YES																
delta-BHC	0.030		ug/L	U	YES																
Dieldrin	0.030		ug/L	U	YES																
Endosulfan I	0.025		ug/L	U	YES	UJ				UJ											J-
Endosulfan II	0.025		ug/L	U	YES																
Endosulfan sulfate	0.030		ug/L	U	YES																
Endrin	0.030		ug/L	U	YES																
Endrin aldehyde	0.030		ug/L	U	YES																
Endrin ketone	0.030		ug/L	U	YES																
gamma-BHC	0.030		ug/L	U	YES																
gamma-Chlordane	0.030		ug/L	U	YES																
Heptachlor	0.030		ug/L	U	YES																
Heptachlor epoxide	0.030		ug/L	U	YES																
Methoxychlor	0.10		ug/L	U	YES																
Toxaphene	2.0		ug/L	U	YES																
Analysis Method : 8082						**Dilution: 1**															
Aroclor 1016	0.50		ug/L	U	YES																
Aroclor 1221	0.50		ug/L	U	YES																
Aroclor 1232	0.50		ug/L	U	YES																
Aroclor 1242	0.50		ug/L	U	YES																
Aroclor 1248	0.50		ug/L	U	YES																
Aroclor 1254	0.50		ug/L	U	YES																
Aroclor 1260	0.50		ug/L	U	YES																
Analysis Method : 8260B						**Dilution: 1**															

* Overall result qualifier reflects summation of qualifiers added during automated data review and any qualifiers added manually for categories not assessed by automated data review

Sample Qualification Report with Reason Codes (All Results sorted by Client Sample ID)

Client Sample ID : FWGLL11mw-DUP4-0500-GW **Lab Report Batch :** A7G120101 **Lab ID :** STLCAN

Sample Date : 07/11/2007 **Analysis Type: RES** **Sample Matrix :** AQ

Lab Sample ID: A7G120101009

Reviewed By / Date : Heather Reddy 9/12/07 **Approved By / Date :**

Analyte Name	Result	Uncertainty / Error	Result Units	Lab Qual	Rep Res	Overall Qual*	Temp	HT	MB	LCS	MS	Lab Dup	Surr	Rep Limit	Moist Tot/Dis	Field QC	Tune	IC	ICV	CV / CCV	Reason Codes
Analysis Method : 8260B						**Dilution: 1**															
1,1,1-Trichloroethane	1.0		ug/L	U	YES																
1,1,2,2-Tetrachloroethane	1.0		ug/L	U	YES																
1,1,2-Trichloroethane	1.0		ug/L	U	YES																
1,1-Dichloroethane	1.0		ug/L	U	YES																
1,1-Dichloroethene	1.0		ug/L	U	YES																
1,2-Dibromoethane	1.0		ug/L	U	YES																
1,2-Dichloroethane	1.0		ug/L	U	YES																
1,2-Dichloroethene (total)	1.0		ug/L	U	YES																
1,2-Dichloropropane	1.0		ug/L	U	YES																
2-Butanone	10		ug/L	U	YES																
2-Hexanone	10		ug/L	U	YES	R					UJ										Pj-,H-
4-Methyl-2-pentanone	10		ug/L	U	YES	UJ					UJ										Pj-,H-
Acetone	10		ug/L	U	YES	R					UJ										Pj-,H-
Benzene	1.0		ug/L	U	YES																
Bromochloromethane	1.0		ug/L	U	YES																
Bromodichloromethane	1.0		ug/L	U	YES																
Bromoform	1.0		ug/L	U	YES																
Bromomethane	1.0		ug/L	U	YES	UJ													UJ		U-
Carbon disulfide	1.0		ug/L	U	YES																
Carbon tetrachloride	1.0		ug/L	U	YES																
Chlorobenzene	1.0		ug/L	U	YES																
Chloroethane	1.0		ug/L	U	YES	UJ															Pj-
Chloroform	1.0		ug/L	U	YES																
Chloromethane	1.0		ug/L	U	YES																
cis-1,2-Dichloroethene	1.0		ug/L	U	YES																
cis-1,3-Dichloropropene	1.0		ug/L	U	YES																
Dibromochloromethane	1.0		ug/L	U	YES																
Ethylbenzene	1.0		ug/L	U	YES																
M&P-XYLENES	2.0		ug/L	U	YES	UJ															Pj-
Methylene chloride	2.0		ug/L	U	YES	R															Pj-
o-Xylene	1.0		ug/L	U	YES	UJ															Pj-

* Overall result qualifier reflects summation of qualifiers added during automated data review and any qualifiers added manually for categories not assessed by automated data review

Sample Qualification Report with Reason Codes (All Results sorted by Client Sample ID)

Client Sample ID : FWGLL11mw-DUP4-0500-GW **Lab Report Batch :** A7G120101 **Lab ID :** STLCAN

Sample Date : 07/11/2007 **Analysis Type: RES** **Sample Matrix :** AQ

Lab Sample ID: A7G120101009

Reviewed By / Date : Heather Reilly 9/12/07 **Approved By / Date :**

Analyte Name	Result	Uncertainty / Error	Result Units	Lab Qual	Rep Res	Overall Qual*	Temp	HT	MB	LCS	MS	Lab Dup	Surr	Rep Limit	Moist Tot/Dis	Field QC	Tune	IC	ICV	CV / CCV	Reason Codes
Analysis Method : 8260B						**Dilution: 1**															
Styrene	1.0		ug/L	U	YES																
Tetrachloroethene	1.0		ug/L	U	YES																
Toluene	1.0		ug/L	U	YES																
TOTAL XYLENES	2.0		ug/L	U	YES	UJ															Pj-
trans-1,2-Dichloroethene	1.0		ug/L	U	YES																
trans-1,3-Dichloropropene	1.0		ug/L	U	YES																
Trichloroethene	1.0		ug/L	U	YES																
Vinyl chloride	1.0		ug/L	U	YES																
Analysis Method : 8270C						**Dilution: 1**															
1,2,4-Trichlorobenzene	1.0		ug/L	U	YES																
1,2-Dichlorobenzene	1.0		ug/L	U	YES																
1,3-Dichlorobenzene	1.0		ug/L	U	YES																
1,4-Dichlorobenzene	1.0		ug/L	U	YES																
2,2-OXYBIS (1-CHLOROPROPANE)	1.0		ug/L	U	YES	UJ				UJ											J-
2,4,5-Trichlorophenol	5.0		ug/L	U	YES	UJ							UJ								G-
2,4,6-Trichlorophenol	5.0		ug/L	U	YES	UJ							UJ								G-
2,4-Dichlorophenol	2.0		ug/L	U	YES	UJ							UJ								G-
2,4-Dimethylphenol	2.0		ug/L	U	YES	UJ							UJ								G-
2,4-Dinitrophenol	5.0		ug/L	U	NO	R				R	UJ		UJ								G-,J-,H-
2,4-Dinitrotoluene	5.0		ug/L	U	YES																
2,6-Dinitrotoluene	5.0		ug/L	U	YES																
2-Chloronaphthalene	1.0		ug/L	U	YES																
2-Chlorophenol	1.0		ug/L	U	YES	UJ							UJ								G-
2-Methylnaphthalene	0.20		ug/L	U	YES																
2-Methylphenol	1.0		ug/L	U	YES	UJ							UJ								G-
2-Nitroaniline	2.0		ug/L	U	YES																
2-Nitrophenol	2.0		ug/L	U	YES	UJ							UJ								G-
3,3'-Dichlorobenzidine	5.0		ug/L	U	YES																
3-Nitroaniline	2.0		ug/L	U	YES																
4,6-Dinitro-2-methylphenol	5.0		ug/L	U	YES	UJ							UJ								G-
4-Bromophenyl phenyl ether	2.0		ug/L	U	YES																

* Overall result qualifier reflects summation of qualifiers added during automated data review and any qualifiers added manually for categories not assessed by automated data review

Sample Qualification Report with Reason Codes (All Results sorted by Client Sample ID)

Client Sample ID : FWGLL11mw-DUP4-0500-GW **Lab Report Batch :** A7G120101 **Lab ID :** STLCAN

Sample Date : 07/11/2007 **Analysis Type: RES** **Sample Matrix :** AQ

Lab Sample ID: A7G120101009

Reviewed By / Date : Heather Malley 9/12/07 **Approved By / Date :**

Analyte Name	Result	Uncertainty / Error	Result Units	Lab Qual	Rep Res	Overall Qual*	Temp	HT	MB	LCS	MS	Lab Dup	Surr	Rep Limit	Moist Tot/Dis	Field QC	Tune	IC	ICV	CV / CCV	Reason Codes
Analysis Method : 8270C						**Dilution: 1**															
4-Chloro-3-methylphenol	2.0		ug/L	U	YES	UJ							UJ								G-
4-Chloroaniline	2.0		ug/L	U	YES																
4-Chlorophenyl phenyl ether	2.0		ug/L	U	YES																
4-Methylphenol	1.0		ug/L	U	YES	UJ							UJ								G-
4-Nitroanaline	2.0		ug/L	U	YES																
4-Nitrophenol	5.0		ug/L	U	YES	UJ							UJ								G-
Acenaphthene	0.20		ug/L	U	YES																
Acenaphthylene	0.20		ug/L	U	YES																
Anthracene	0.20		ug/L	U	YES																
Benzo(a)anthracene	0.20		ug/L	U	YES																
Benzo(a)pyrene	0.20		ug/L	U	YES																
Benzo(b)fluoranthene	0.20		ug/L	U	YES																
BENZO(G,H,I)PERYLENE	0.20		ug/L	U	YES																
Benzo(k)fluoranthene	0.20		ug/L	U	YES																
Benzoic acid	10		ug/L	U	NO	R				R	UJ		UJ								G-,J-,H-
Benzyl alcohol	5.0		ug/L	U	YES	UJ							UJ								G-
bis(2-Chloroethoxy)methane	1.0		ug/L	U	YES																
bis(2-Chloroethyl) ether	1.0		ug/L	U	YES																
bis(2-Ethylhexyl) phthalate	10		ug/L	U	YES																P
Butylbenzyl Phthalate	1.0		ug/L	U	YES																
Carbazole	1.0		ug/L	U	YES																
Chrysene	0.20		ug/L	U	YES																
dibenzo(a,h)anthracene	0.20		ug/L	U	YES																
Dibenzofuran	1.0		ug/L	U	YES																
Diethyl phthalate	1.0		ug/L	U	YES																
Dimethyl phthalate	1.0		ug/L	U	YES																
Di-n-butyl phthalate	1.0		ug/L	U	YES																
Di-n-octyl phthalate	1.0		ug/L	U	YES																
Fluoranthene	0.20		ug/L	U	YES																
Fluorene	0.20		ug/L	U	YES																
Hexachlorobenzene	0.20		ug/L	U	YES																

* Overall result qualifier reflects summation of qualifiers added during automated data review and any qualifiers added manually for categories not assessed by automated data review

Sample Qualification Report with Reason Codes (All Results sorted by Client Sample ID)

Client Sample ID : FWGLL11mw-DUP4-0500-GW **Lab Report Batch :** A7G120101 **Lab ID :** STLCAN

Sample Date : 07/11/2007 **Analysis Type: RES** **Sample Matrix :** AQ

Lab Sample ID: A7G120101009

Reviewed By / Date : Heather Medley 9/12/07 **Approved By / Date :**

Analyte Name	Result	Uncertainty / Error	Result Units	Lab Qual	Rep Res	Overall Qual*	Temp	HT	MB	LCS	MS	Lab Dup	Surr	Rep Limit	Moist Tot/Dis	Field QC	Tune	IC	ICV	CV / CCV	Reason Codes
Analysis Method : 8270C						**Dilution: 1**															
Hexachlorobutadiene	1.0		ug/L	U	YES																
Hexachlorocyclopentadiene	10		ug/L	U	NO	R				R	UJ										I,J-,H-
Hexachloroethane	1.0		ug/L	U	NO	R				R	UJ										H-,J-
Indeno(1,2,3-cd)pyrene	0.20		ug/L	U	YES																
Isophorone	1.0		ug/L	U	YES																
Naphthalene	0.20		ug/L	U	YES																
Nitrobenzene	1.0		ug/L	U	YES																
N-nitroso-di-n-propylamine	1.0		ug/L	U	YES																
N-Nitrosodiphenylamine	1.0		ug/L	U	YES																
Pentachlorophenol	5.0		ug/L	U	YES	UJ							UJ								G-
Phenanthrene	0.20		ug/L	U	YES																
Phenol	1.0		ug/L	U	YES	UJ							UJ								G-
Pyrene	0.20		ug/L	U	YES																
Analysis Method : 9012A						**Dilution: 1**															
Cyanide	0.010		mg/L	U	YES																
Analysis Method : SW8330 Modified						**Dilution: 1**															
Nitroguanidine	20		ug/L	U	YES																

* Overall result qualifier reflects summation of qualifiers added during automated data review and any qualifiers added manually for categories not assessed by automated data review

Sample Qualification Report with Reason Codes (All Results sorted by Client Sample ID)

Client Sample ID : FWGLL3mw-238C-0490-GF **Lab Report Batch :** A7G120101 **Lab ID :** STLCAN

Sample Date : 07/11/2007 **Analysis Type: RES/TOT** **Sample Matrix :** AQ

Lab Sample ID: A7G120101015

Reviewed By / Date : Heather Reilley 9/12/07 **Approved By / Date :**

Analyte Name	Result	Uncertainty / Error	Result Units	Lab Qual	Rep Res	Overall Qual*	Temp	HT	MB	LCS	MS	Lab Dup	Surr	Rep Limit	Moist Tot/Dis	Field QC	Tune	IC	ICV	CV / CCV	Reason Codes
Analysis Method : 6010B						**Dilution: 1**															
Arsenic	5.0		ug/L	U	YES																
Barium	5.2		ug/L	B	YES	J								J							L
Calcium	34700		ug/L	J	YES																
Chromium	5.0		ug/L	U	YES																
Cobalt	5.0		ug/L	U	YES																
Copper	5.0		ug/L	U	YES																
Lead	3.0		ug/L	U	YES																
Magnesium	4460		ug/L		YES																
Manganese	2.9		ug/L	B	YES	J								J							L
Nickel	10.0		ug/L	U	YES																
Potassium	1600		ug/L	J	YES	J															Pj
Selenium	2.9		ug/L	B	YES	J								J							L
Silver	5.0		ug/L	U	YES																
Sodium	1370		ug/L		YES																
Vanadium	10.0		ug/L	U	YES																
Analysis Method : 6020						**Dilution: 1**															
Aluminum	20.8		ug/L	B	YES	BJJ								J		HB					L, Pj, N
Antimony	2.0		ug/L	U	YES																
Beryllium	1.0		ug/L	U	YES																
Cadmium	0.50		ug/L	U	YES																
Iron	204		ug/L	J	YES	J															Pj
Thallium	1.0		ug/L	U	YES																
Zinc	10.0		ug/L	U	YES																
Analysis Method : 7470A						**Dilution: 1**															
Mercury	0.20		ug/L	U	YES																

* Overall result qualifier reflects summation of qualifiers added during automated data review and any qualifiers added manually for categories not assessed by automated data review

Sample Qualification Report with Reason Codes (All Results sorted by Client Sample ID)

Client Sample ID : FWGLL3mw-238C-0490-GW **Lab Report Batch :** A7G120101 **Lab ID :** STLCAN

Sample Date : 07/11/2007 **Analysis Type: DL** **Sample Matrix :** AQ

Lab Sample ID: A7G120101014

Reviewed By / Date : Daythen Medley 9/12/07 **Approved By / Date :**

Analyte Name	Result	Uncertainty / Error	Result Units	Lab Qual	Rep Res	Overall Qual*	Temp	HT	MB	LCS	MS	Lab Dup	Surr	Rep Limit	Moist Tot/Dis	Field QC	Tune	IC	ICV	CV / CCV	Reason Codes
Analysis Method : 8081A						**Dilution: 50**															
4,4'-DDD	1.5		ug/L	U	YES	UJ							UJ								G-
4,4'-DDE	1.5		ug/L	U	YES	UJ							UJ								G-
4,4'-DDT	1.5		ug/L	U	YES	UJ							UJ								G-
Aldrin	1.5		ug/L	U	YES	UJ							UJ								G-
alpha-BHC	1.5		ug/L	U	YES	UJ							UJ								G-
alpha-Chordane	1.5		ug/L	U	YES	UJ							UJ								G-
beta-BHC	1.5		ug/L	U	YES	UJ							UJ								G-
delta-BHC	1.5		ug/L	U	YES	UJ							UJ								G-
Dieldrin	1.5		ug/L	U	YES	UJ							UJ								G-
Endosulfan I	1.2		ug/L	U	YES	UJ				UJ			UJ								G-,J-
Endosulfan II	1.2		ug/L	U	YES	UJ							UJ								G-
Endosulfan sulfate	1.5		ug/L	U	YES	UJ							UJ								G-
Endrin	1.5		ug/L	U	YES	UJ							UJ								G-
Endrin aldehyde	1.5		ug/L	U	YES	UJ							UJ								G-
Endrin ketone	1.5		ug/L	U	YES	UJ							UJ								G-
gamma-BHC	1.5		ug/L	U	YES	UJ							UJ								G-
gamma-Chlordane	1.5		ug/L	U	YES	UJ							UJ								G-
Heptachlor	1.5		ug/L	U	YES	UJ							UJ								G-
Heptachlor epoxide	1.5		ug/L	U	YES	UJ							UJ								G-
Methoxychlor	5.0		ug/L	U	YES	UJ							UJ								G-
Toxaphene	100		ug/L	U	YES	UJ							UJ								G-
Analysis Method : 8330						**Dilution: 4.92**															
1,3,5-Trinitrobenzene	41		ug/L	B	YES	J							J								G
1,3-Dinitrobenzene	0.49		ug/L	U	YES	R							R								G-
2,4,6-TNT	97		ug/L		YES	J							J								G
2,4-Dinitrotoluene	0.49		ug/L	U	YES	R							R								G-
2,6-Dinitrotoluene	0.49		ug/L	U	YES	R							R								G-
2-Amino-4,6-dinitrotoluene	9.9		ug/L		YES	J							J								G
2-Nitrotoluene	2.5		ug/L	U	YES	R							R								G-
3-Nitrotoluene	2.5		ug/L	U	YES	R							R								G-
4-Amino-2,6-Dinitrotoluene	26		ug/L		YES	J							J								G

* Overall result qualifier reflects summation of qualifiers added during automated data review and any qualifiers added manually for categories not assessed by automated data review

Sample Qualification Report with Reason Codes (All Results sorted by Client Sample ID)

Client Sample ID : FWGLL3mw-238C-0490-GW **Lab Report Batch :** A7G120101 **Lab ID :** STLCAN

Sample Date : 07/11/2007 **Analysis Type: DL** **Sample Matrix :** AQ

Lab Sample ID: A7G120101014

Reviewed By / Date : Heather Reilly 9/12/07 **Approved By / Date :**

Analyte Name	Result	Uncertainty / Error	Result Units	Lab Qual	Rep Res	Overall Qual*	Temp	HT	MB	LCS	MS	Lab Dup	Surr	Rep Limit	Moist Tot/Dis	Field QC	Tune	IC	ICV	CV / CCV	Reason Codes
Analysis Method : 8330						**Dilution: 4.92**															
4-Nitrotoluene	2.5		ug/L	U	YES	R							R								G-
HMX	1.7		ug/L		YES	J							J								G
Nitrobenzene	0.27		ug/L	J	YES	J							J	J		B					L, G, N
NITROGLYCERINE	3.2		ug/L	U	YES	R							R								G-
Pentaerythritol Tetranitrate (PETN)	3.2		ug/L	U	YES	R							R								G-
RDX	6.6		ug/L		YES	J							J								G
TETRYL	0.49		ug/L	U	YES	R							R								G-

* Overall result qualifier reflects summation of qualifiers added during automated data review and any qualifiers added manually for categories not assessed by automated data review

Sample Qualification Report with Reason Codes (All Results sorted by Client Sample ID)

Client Sample ID : FWGLL3mw-238C-0490-GW **Lab Report Batch :** A7G120101 **Lab ID :** STLCAN

Sample Date : 07/11/2007 **Analysis Type: RE** **Sample Matrix :** AQ

Lab Sample ID: A7G120101014

Reviewed By / Date : Heather Medley 9/12/07 **Approved By / Date :**

Analyte Name	Result	Uncertainty / Error	Result Units	Lab Qual	Rep Res	Overall Qual*	Temp	HT	MB	LCS	MS	Lab Dup	Surr	Rep Limit	Moist Tot/Dis	Field QC	Tune	IC	ICV	CV / CCV	Reason Codes
Analysis Method : 8270C						**Dilution: 1**															
1,2,4-Trichlorobenzene	1.0		ug/L	U	NO	R		R					UJ								G-,D-
1,2-Dichlorobenzene	1.0		ug/L	U	NO	R		R					UJ								G-,D-
1,3-Dichlorobenzene	1.0		ug/L	U	NO	R		R					UJ								G-,D-
1,4-Dichlorobenzene	1.0		ug/L	U	NO	R		R					UJ								G-,D-
2,2-OXYBIS (1-CHLOROPROPANE)	1.0		ug/L	U	NO	R		R		UJ			UJ								G-,D-,J-
2,4,5-Trichlorophenol	5.0		ug/L	U	NO	R		R					UJ								G-,D-
2,4,6-Trichlorophenol	5.0		ug/L	U	NO	R		R					UJ								G-,D-
2,4-Dichlorophenol	2.0		ug/L	U	NO	R		R					UJ								G-,D-
2,4-Dimethylphenol	2.0		ug/L	U	NO	R		R					UJ								G-,D-
2,4-Dinitrophenol	5.0		ug/L	U	YES	R		R		R	UJ		UJ								G-,D-,J-,H
2,4-Dinitrotoluene	5.0		ug/L	U	NO	R		R					UJ								G-,D-
2,6-Dinitrotoluene	5.0		ug/L	U	NO	R		R					UJ								G-,D-
2-Chloronaphthalene	1.0		ug/L	U	NO	R		R					UJ								G-,D-
2-Chlorophenol	1.0		ug/L	U	NO	R		R					UJ								G-,D-
2-Methylnaphthalene	0.20		ug/L	U	NO	R		R					UJ								G-,D-
2-Methylphenol	1.0		ug/L	U	NO	R		R					UJ								G-,D-
2-Nitroaniline	2.0		ug/L	U	NO	R		R					UJ								G-,D-
2-Nitrophenol	2.0		ug/L	U	NO	R		R					UJ								G-,D-
3,3'-Dichlorobenzidine	5.0		ug/L	U	NO	R		R					UJ								G-,D-
3-Nitroaniline	2.0		ug/L	U	NO	R		R					UJ								G-,D-
4,6-Dinitro-2-methylphenol	5.0		ug/L	U	NO	R		R					UJ								G-,D-
4-Bromophenyl phenyl ether	2.0		ug/L	U	NO	R		R					UJ								G-,D-
4-Chloro-3-methylphenol	2.0		ug/L	U	NO	R		R					UJ								G-,D-
4-Chloroaniline	2.0		ug/L	U	NO	R		R					UJ								G-,D-
4-Chlorophenyl phenyl ether	2.0		ug/L	U	NO	R		R					UJ								G-,D-
4-Methylphenol	1.0		ug/L	U	NO	R		R					UJ								G-,D-
4-Nitroanaline	2.0		ug/L	U	NO	R		R					UJ								G-,D-
4-Nitrophenol	5.0		ug/L	U	NO	R		R					UJ								G-,D-
Acenaphthene	0.20		ug/L	U	NO	R		R					UJ								G-,D-
Acenaphthylene	0.20		ug/L	U	NO	R		R					UJ								G-,D-
Anthracene	0.20		ug/L	U	NO	R		R					UJ								G-,D-

* Overall result qualifier reflects summation of qualifiers added during automated data review and any qualifiers added manually for categories not assessed by automated data review

Sample Qualification Report with Reason Codes (All Results sorted by Client Sample ID)

Client Sample ID : FWGLL3mw-238C-0490-GW **Lab Report Batch :** A7G120101 **Lab ID :** STLCAN

Sample Date : 07/11/2007 **Analysis Type: RE** **Sample Matrix :** AQ

Lab Sample ID: A7G120101014

Reviewed By / Date : Heather Nelly 9/12/07 **Approved By / Date :**

Analyte Name	Result	Uncertainty / Error	Result Units	Lab Qual	Rep Res	Overall Qual*	Temp	HT	MB	LCS	MS	Lab Dup	Surr	Rep Limit	Moist Tot/Dis	Field QC	Tune	IC	ICV	CV / CCV	Reason Codes
Analysis Method : 8270C						**Dilution: 1**															
Benzo(a)anthracene	0.20		ug/L	U	NO	R		R					UJ								G-,D-
Benzo(a)pyrene	0.20		ug/L	U	NO	R		R					UJ								G-,D-
Benzo(b)fluoranthene	0.20		ug/L	U	NO	R		R					UJ								G-,D-
BENZO(G,H,I)PERYLENE	0.20		ug/L	U	NO	R		R					UJ								G-,D-
Benzo(k)fluoranthene	0.20		ug/L	U	NO	R		R					UJ								G-,D-
Benzoic acid	10		ug/L	U	YES	R		R		R	UJ		UJ								G-,D-,J-,H
Benzyl alcohol	5.0		ug/L	U	NO	R		R					UJ								G-,D-
bis(2-Chloroethoxy)methane	1.0		ug/L	U	NO	R		R					UJ								G-,D-
bis(2-Chloroethyl) ether	1.0		ug/L	U	NO	R		R					UJ								G-,D-
bis(2-Ethylhexyl) phthalate	1.2		ug/L	J B	NO	~~UJ~~ R		~~J~~ R					J	J		U					L, 10
Butylbenzyl Phthalate	1.0		ug/L	U	NO	R		R					UJ								G-,D-
Carbazole	1.0		ug/L	U	NO	R		R					UJ								G-,D-
Chrysene	0.20		ug/L	U	NO	R		R					UJ								G-,D-
dibenzo(a,h)anthracene	0.20		ug/L	U	NO	R		R					UJ								G-,D-
Dibenzofuran	1.0		ug/L	U	NO	R		R					UJ								G-,D-
Diethyl phthalate	1.0		ug/L	U	NO	R		R					UJ								G-,D-
Dimethyl phthalate	1.0		ug/L	U	NO	R		R					UJ								G-,D-
Di-n-butyl phthalate	1.0		ug/L	U	NO	R		R					UJ								G-,D-
Di-n-octyl phthalate	1.0		ug/L	U	NO	R		R					UJ								G-,D-
Fluoranthene	0.20		ug/L	U	NO	R		R					UJ								G-,D-
Fluorene	0.20		ug/L	U	NO	R		R					UJ								G-,D-
Hexachlorobenzene	0.20		ug/L	U	NO	R		R					UJ								G-,D-
Hexachlorobutadiene	1.0		ug/L	U	NO	R		R					UJ								G-,D-
Hexachlorocyclopentadiene	10		ug/L	U	YES	R		R		R	UJ		UJ								G-,D-,J-,H
Hexachloroethane	1.0		ug/L	U	YES	R		R					UJ								G-,D-
Indeno(1,2,3-cd)pyrene	0.20		ug/L	U	NO	R		R					UJ								G-,D-
Isophorone	1.0		ug/L	U	NO	R		R					UJ								G-,D-
Naphthalene	0.20		ug/L	U	NO	R		R					UJ								G-,D-
Nitrobenzene	1.0		ug/L	U	NO	R		R					UJ								G-,D-
N-nitroso-di-n-propylamine	1.0		ug/L	U	NO	R		R					UJ								G-,D-
N-Nitrosodiphenylamine	1.0		ug/L	U	NO	R		R					UJ								G-,D-

* Overall result qualifier reflects summation of qualifiers added during automated data review and any qualifiers added manually for categories not assessed by automated data review

Sample Qualification Report with Reason Codes (All Results sorted by Client Sample ID)

Client Sample ID : FWGLL3mw-238C-0490-GW **Lab Report Batch :** A7G120101 **Lab ID :** STLCAN

Sample Date : 07/11/2007 **Analysis Type: RE** **Sample Matrix :** AQ

Lab Sample ID: A7G120101014

Reviewed By / Date : Heather Melby 9/12/07 **Approved By / Date :**

Analyte Name	Result	Uncertainty / Error	Result Units	Lab Qual	Rep Res	Overall Qual*	Temp	HT	MB	LCS	MS	Lab Dup	Surr	Rep Limit	Moist Tot/Dis	Field QC	Tune	IC	ICV	CV / CCV	Reason Codes
Analysis Method : 8270C						**Dilution: 1**															
Pentachlorophenol	5.0		ug/L	U	NO	**R**		R					UJ								G-,D-
Phenanthrene	0.20		ug/L	U	NO	**R**		R					UJ								G-,D-
Phenol	1.0		ug/L	U	NO	**R**		R					UJ								G-,D-
Pyrene	0.20		ug/L	U	NO	**R**		R					UJ								G-,D-

* Overall result qualifier reflects summation of qualifiers added during automated data review and any qualifiers added manually for categories not assessed by automated data review

Sample Qualification Report with Reason Codes (All Results sorted by Client Sample ID)

Client Sample ID : FWGLL3mw-238C-0490-GW **Lab Report Batch :** A7G120101 **Lab ID :** STLCAN

Sample Date : 07/11/2007 **Analysis Type: RES** **Sample Matrix :** AQ

Lab Sample ID: A7G120101014

Reviewed By / Date : Heather Hedley 9/12/07 **Approved By / Date :**

Analyte Name	Result	Uncertainty / Error	Result Units	Lab Qual	Rep Res	Overall Qual*	Temp	HT	MB	LCS	MS	Lab Dup	Surr	Rep Limit	Moist Tot/Dis	Field QC	Tune	IC	ICV	CV / CCV	Reason Codes
Analysis Method : 353.2 Modified						**Dilution: 1**															
Nitrocellulose	0.13		mg/L	B	YES	J					J			J							L, H
Analysis Method : 8082						**Dilution: 1**															
Aroclor 1016	0.50		ug/L	U	YES	UJ							UJ								G-
Aroclor 1221	0.50		ug/L	U	YES	UJ							UJ								G-
Aroclor 1232	0.50		ug/L	U	YES	UJ							UJ								G-
Aroclor 1242	0.50		ug/L	U	YES	UJ							UJ								G-
Aroclor 1248	0.50		ug/L	U	YES	UJ							UJ								G-
Aroclor 1254	0.50		ug/L	U	YES	UJ							UJ								G-
Aroclor 1260	0.50		ug/L	U	YES	UJ							UJ								G-
Analysis Method : 8260B						**Dilution: 1**															
1,1,1-Trichloroethane	1.0		ug/L	U	YES																
1,1,2,2-Tetrachloroethane	1.0		ug/L	U	YES																
1,1,2-Trichloroethane	1.0		ug/L	U	YES																
1,1-Dichloroethane	1.0		ug/L	U	YES																
1,1-Dichloroethene	1.0		ug/L	U	YES																
1,2-Dibromoethane	1.0		ug/L	U	YES																
1,2-Dichloroethane	1.0		ug/L	U	YES																
1,2-Dichloroethene (total)	1.0		ug/L	U	YES																
1,2-Dichloropropane	1.0		ug/L	U	YES																
2-Butanone	10		ug/L	U	YES																
2-Hexanone	10		ug/L	U	YES	R					UJ										Pj-,H-
4-Methyl-2-pentanone	10		ug/L	U	YES	UJ					UJ										Pj-,H-
Acetone	10		ug/L	U	YES	R					UJ										Pj-,H-
Benzene	1.0		ug/L	U	YES																
Bromochloromethane	1.0		ug/L	U	YES																
Bromodichloromethane	1.0		ug/L	U	YES																
Bromoform	1.0		ug/L	U	YES																
Bromomethane	1.0		ug/L	U	YES	UJ													UJ		U-
Carbon disulfide	1.0		ug/L	U	YES																
Carbon tetrachloride	1.0		ug/L	U	YES																
Chlorobenzene	1.0		ug/L	U	YES																
Chloroethane	1.0		ug/L	U	YES	UJ															Pj-

* Overall result qualifier reflects summation of qualifiers added during automated data review and any qualifiers added manually for categories not assessed by automated data review

Sample Qualification Report with Reason Codes (All Results sorted by Client Sample ID)

Client Sample ID : FWGLL3mw-238C-0490-GW **Lab Report Batch :** A7G120101 **Lab ID :** STLCAN

Sample Date : 07/11/2007 **Analysis Type: RES** **Sample Matrix :** AQ

Lab Sample ID: A7G120101014

Reviewed By / Date : Heather Medley 9/12/07 **Approved By / Date :**

Analyte Name	Result	Uncertainty / Error	Result Units	Lab Qual	Rep Res	Overall Qual*	Temp	HT	MB	LCS	MS	Lab Dup	Surr	Rep Limit	Moist Tot/Dis	Field QC	Tune	IC	ICV	CV / CCV	Reason Codes
Analysis Method : 8260B						**Dilution: 1**															
Chloroform	1.0		ug/L	U	YES																
Chloromethane	1.0		ug/L	U	YES																
cis-1,2-Dichloroethene	1.0		ug/L	U	YES																
cis-1,3-Dichloropropene	1.0		ug/L	U	YES																
Dibromochloromethane	1.0		ug/L	U	YES																
Ethylbenzene	1.0		ug/L	U	YES																
M&P-XYLENES	2.0		ug/L	U	YES	UJ															Pj-
Methylene chloride	2.0		ug/L	U	YES	R															Pj-
o-Xylene	1.0		ug/L	U	YES	UJ															Pj-
Styrene	1.0		ug/L	U	YES																
Tetrachloroethene	1.0		ug/L	U	YES																
Toluene	1.0		ug/L	U	YES																
TOTAL XYLENES	2.0		ug/L	U	YES	UJ															Pj-
trans-1,2-Dichloroethene	1.0		ug/L	U	YES																
trans-1,3-Dichloropropene	1.0		ug/L	U	YES																
Trichloroethene	1.0		ug/L	U	YES																
Vinyl chloride	1.0		ug/L	U	YES																
Analysis Method : 8270C						**Dilution: 1**															
1,2,4-Trichlorobenzene	1.0		ug/L	U	YES																
1,2-Dichlorobenzene	1.0		ug/L	U	YES																
1,3-Dichlorobenzene	1.0		ug/L	U	YES																
1,4-Dichlorobenzene	1.0		ug/L	U	YES																
2,2-OXYBIS (1-CHLOROPROPANE)	1.0		ug/L	U	YES	UJ				UJ											J-
2,4,5-Trichlorophenol	5.0		ug/L	U	YES																
2,4,6-Trichlorophenol	5.0		ug/L	U	YES																
2,4-Dichlorophenol	2.0		ug/L	U	YES																
2,4-Dimethylphenol	2.0		ug/L	U	YES																
2,4-Dinitrophenol	5.0		ug/L	U	NO	R				R	UJ										H-,J-
2,4-Dinitrotoluene	5.0		ug/L	U	YES																
2,6-Dinitrotoluene	5.0		ug/L	U	YES																
2-Chloronaphthalene	1.0		ug/L	U	YES																

* Overall result qualifier reflects summation of qualifiers added during automated data review and any qualifiers added manually for categories not assessed by automated data review

Sample Qualification Report with Reason Codes (All Results sorted by Client Sample ID)

Client Sample ID : FWGLL3mw-238C-0490-GW **Lab Report Batch :** A7G120101 **Lab ID :** STLCAN

Sample Date : 07/11/2007 **Analysis Type: RES** **Sample Matrix :** AQ

Lab Sample ID: A7G120101014

Reviewed By / Date : Heather McCoy 9/12/07 **Approved By / Date :**

Analyte Name	Result	Uncertainty / Error	Result Units	Lab Qual	Rep Res	Overall Qual*	Temp	HT	MB	LCS	MS	Lab Dup	Surr	Rep Limit	Moist Tot/Dis	Field QC	Tune	IC	ICV	CV / CCV	Reason Codes
Analysis Method : 8270C						**Dilution: 1**															
2-Chlorophenol	1.0		ug/L	U	YES																
2-Methylnaphthalene	0.20		ug/L	U	YES																
2-Methylphenol	1.0		ug/L	U	YES																
2-Nitroaniline	2.0		ug/L	U	YES																
2-Nitrophenol	2.0		ug/L	U	YES																
3,3'-Dichlorobenzidine	5.0		ug/L	U	YES																
3-Nitroaniline	2.0		ug/L	U	YES																
4,6-Dinitro-2-methylphenol	5.0		ug/L	U	YES																
4-Bromophenyl phenyl ether	2.0		ug/L	U	YES																
4-Chloro-3-methylphenol	2.0		ug/L	U	YES																
4-Chloroaniline	2.0		ug/L	U	YES																
4-Chlorophenyl phenyl ether	2.0		ug/L	U	YES																
4-Methylphenol	1.0		ug/L	U	YES																
4-Nitroanaline	2.0		ug/L	U	YES																
4-Nitrophenol	5.0		ug/L	U	YES																
Acenaphthene	0.20		ug/L	U	YES																
Acenaphthylene	0.20		ug/L	U	YES																
Anthracene	0.20		ug/L	U	YES																
Benzo(a)anthracene	0.20		ug/L	U	YES																
Benzo(a)pyrene	0.20		ug/L	U	YES																
Benzo(b)fluoranthene	0.20		ug/L	U	YES																
BENZO(G,H,I)PERYLENE	0.20		ug/L	U	YES																
Benzo(k)fluoranthene	0.20		ug/L	U	YES																
Benzoic acid	10		ug/L	U	NO	R				R	UJ										H-,J-
Benzyl alcohol	5.0		ug/L	U	YES																
bis(2-Chloroethoxy)methane	1.0		ug/L	U	YES																
bis(2-Chloroethyl) ether	1.0		ug/L	U	YES																
bis(2-Ethylhexyl) phthalate	1.4		ug/L	J B	YES	J								J							L
Butylbenzyl Phthalate	1.0		ug/L	U	YES																
Carbazole	1.0		ug/L	U	YES																
Chrysene	0.20		ug/L	U	YES																

* Overall result qualifier reflects summation of qualifiers added during automated data review and any qualifiers added manually for categories not assessed by automated data review

Sample Qualification Report with Reason Codes (All Results sorted by Client Sample ID)

Client Sample ID : FWGLL3mw-238C-0490-GW **Lab Report Batch :** A7G120101 **Lab ID :** STLCAN

Sample Date : 07/11/2007 **Analysis Type: RES** **Sample Matrix :** AQ

Lab Sample ID: A7G120101014

Reviewed By / Date : Heather Kelley 9/12/07 **Approved By / Date :**

Analyte Name	Result	Uncertainty / Error	Result Units	Lab Qual	Rep Res	Overall Qual*	Temp	HT	MB	LCS	MS	Lab Dup	Surr	Rep Limit	Moist Tot/Dis	Field QC	Tune	IC	ICV	CV / CCV	Reason Codes
Analysis Method : 8270C						**Dilution: 1**															
dibenzo(a,h)anthracene	0.20		ug/L	U	YES																
Dibenzofuran	1.0		ug/L	U	YES																
Diethyl phthalate	1.0		ug/L	U	YES																
Dimethyl phthalate	1.0		ug/L	U	YES																
Di-n-butyl phthalate	1.0		ug/L	U	YES																
Di-n-octyl phthalate	1.0		ug/L	U	YES																
Fluoranthene	0.20		ug/L	U	YES																
Fluorene	0.20		ug/L	U	YES																
Hexachlorobenzene	0.20		ug/L	U	YES																
Hexachlorobutadiene	1.0		ug/L	U	YES																
Hexachlorocyclopentadiene	10		ug/L	U	NO	R				R	UJ										I,J-,H-
Hexachloroethane	1.0		ug/L	U	NO	R				R	UJ										H-,J-
Indeno(1,2,3-cd)pyrene	0.20		ug/L	U	YES																
Isophorone	1.0		ug/L	U	YES																
Naphthalene	0.20		ug/L	U	YES																
Nitrobenzene	1.0		ug/L	U	YES																
N-nitroso-di-n-propylamine	1.0		ug/L	U	YES																
N-Nitrosodiphenylamine	1.0		ug/L	U	YES																
Pentachlorophenol	5.0		ug/L	U	YES																
Phenanthrene	0.20		ug/L	U	YES																
Phenol	1.0		ug/L	U	YES																
Pyrene	0.20		ug/L	U	YES																
Analysis Method : 9012A						**Dilution: 1**															
Cyanide	0.010		mg/L	U	YES																
Analysis Method : SW8330 Modified						**Dilution: 1**															
Nitroguanidine	20		ug/L	U	YES																

* Overall result qualifier reflects summation of qualifiers added during automated data review and any qualifiers added manually for categories not assessed by automated data review

Sample Qualification Report with Reason Codes (All Results sorted by Client Sample ID)

Client Sample ID : FWGLL3mw-242C-0491-GF **Lab Report Batch :** A7G120101 **Lab ID :** STLCAN

Sample Date : 07/11/2007 **Analysis Type: RES/TOT** **Sample Matrix :** AQ

Lab Sample ID: A7G120101020

Reviewed By / Date : Heather Medley 9/12/07 **Approved By / Date :**

Analyte Name	Result	Uncertainty / Error	Result Units	Lab Qual	Rep Res	Overall Qual*	Temp	HT	MB	LCS	MS	Lab Dup	Surr	Rep Limit	Moist Tot/Dis	Field QC	Tune	IC	ICV	CV / CCV	Reason Codes
Analysis Method : 6010B						**Dilution: 1**															
Arsenic	5.0		ug/L	U	YES																
Barium	8.8		ug/L	B	YES	J								J							L
Calcium	15900		ug/L	J	YES																
Chromium	5.0		ug/L	U	YES																
Cobalt	5.0		ug/L	U	YES																
Copper	5.0		ug/L	U	YES																
Lead	3.0		ug/L	U	YES																
Magnesium	6730		ug/L		YES																
Manganese	113		ug/L		YES																
Nickel	12.2		ug/L		YES																
Potassium	929		ug/L	B J	YES	J								J							L, B
Selenium	5.0		ug/L	U	YES																
Silver	5.0		ug/L	U	YES																
Sodium	12700		ug/L		YES																
Vanadium	10.0		ug/L	U	YES																
Analysis Method : 6020						**Dilution: 1**															
Aluminum	50.0		ug/L	U	YES																
Antimony	2.0		ug/L	U	YES																
Beryllium	1.0		ug/L	U	YES																
Cadmium	0.50		ug/L	U	YES																
Iron	63.8		ug/L	J	YES	B J			uB												F, B
Thallium	1.0		ug/L	U	YES																
Zinc	7.8		ug/L	B J	YES	J								J							L
Analysis Method : 7470A						**Dilution: 1**															
Mercury	0.20		ug/L	U	YES																

* Overall result qualifier reflects summation of qualifiers added during automated data review and any qualifiers added manually for categories not assessed by automated data review

Sample Qualification Report with Reason Codes (All Results sorted by Client Sample ID)

Client Sample ID : FWGLL3mw-242C-0491-GW **Lab Report Batch :** A7G120101 **Lab ID :** STLCAN

Sample Date : 07/11/2007 **Analysis Type: DL** **Sample Matrix :** AQ

Lab Sample ID: A7G120101019

Reviewed By / Date : Heather Medley 9/12/07 **Approved By / Date :**

Analyte Name	Result	Uncertainty / Error	Result Units	Lab Qual	Rep Res	Overall Qual*	Temp	HT	MB	LCS	MS	Lab Dup	Surr	Rep Limit	Moist Tot/Dis	Field QC	Tune	IC	ICV	CV / CCV	Reason Codes
Analysis Method : 8330						**Dilution: 0.98**															
1,3,5-Trinitrobenzene	0.098		ug/L	U	YES																
1,3-Dinitrobenzene	0.098		ug/L	U	YES																
2,4,6-TNT	0.098		ug/L	U	YES																
2,4-Dinitrotoluene	0.098		ug/L	U	YES																
2,6-Dinitrotoluene	0.098		ug/L	U	YES																
2-Amino-4,6-dinitrotoluene	0.098		ug/L	U	YES																
2-Nitrotoluene	0.49		ug/L	U	YES																
3-Nitrotoluene	0.49		ug/L	U	YES																
4-Amino-2,6-Dinitrotoluene	0.098		ug/L	U	YES																
4-Nitrotoluene	0.49		ug/L	U	YES																
HMX	0.060		ug/L	J	YES	J								J							L
Nitrobenzene	0.098		ug/L	U	YES																
NITROGLYCERINE	0.64		ug/L	U	YES																
Pentaerythritol Tetranitrate (PETN)	0.64		ug/L	U	YES																
RDX	0.098		ug/L	U	YES																
TETRYL	0.098		ug/L	U	YES																

* Overall result qualifier reflects summation of qualifiers added during automated data review and any qualifiers added manually for categories not assessed by automated data review

Sample Qualification Report with Reason Codes (All Results sorted by Client Sample ID)

Client Sample ID : FWGLL3mw-242C-0491-GW **Lab Report Batch :** A7G120101 **Lab ID :** STLCAN

Sample Date : 07/11/2007 **Analysis Type: RE** **Sample Matrix :** AQ

Lab Sample ID: A7G120101019

Reviewed By / Date : Heather McDay 9/12/07 **Approved By / Date :**

Analyte Name	Result	Uncertainty / Error	Result Units	Lab Qual	Rep Res	Overall Qual*	Temp	HT	MB	LCS	MS	Lab Dup	Surr	Rep Limit	Moist Tot/Dis	Field QC	Tune	IC	ICV	CV / CCV	Reason Codes
Analysis Method : 8270C						**Dilution: 1**															
1,2,4-Trichlorobenzene	1.0		ug/L	U	NO	R		R													D-
1,2-Dichlorobenzene	1.0		ug/L	U	NO	R		R													D-
1,3-Dichlorobenzene	1.0		ug/L	U	NO	R		R													D-
1,4-Dichlorobenzene	1.0		ug/L	U	NO	R		R													D-
2,2-OXYBIS (1-CHLOROPROPANE)	1.0		ug/L	U	NO	R		R		UJ											J-,D-
2,4,5-Trichlorophenol	5.0		ug/L	U	NO	R		R													D-
2,4,6-Trichlorophenol	5.0		ug/L	U	NO	R		R													D-
2,4-Dichlorophenol	2.0		ug/L	U	NO	R		R													D-
2,4-Dimethylphenol	2.0		ug/L	U	NO	R		R													D-
2,4-Dinitrophenol	5.0		ug/L	U	YES	R		R		R	UJ										H-,D-,J-
2,4-Dinitrotoluene	5.0		ug/L	U	NO	R		R													D-
2,6-Dinitrotoluene	5.0		ug/L	U	NO	R		R													D-
2-Chloronaphthalene	1.0		ug/L	U	NO	R		R													D-
2-Chlorophenol	1.0		ug/L	U	NO	R		R													D-
2-Methylnaphthalene	0.20		ug/L	U	NO	R		R													D-
2-Methylphenol	1.0		ug/L	U	NO	R		R													D-
2-Nitroaniline	2.0		ug/L	U	NO	R		R													D-
2-Nitrophenol	2.0		ug/L	U	NO	R		R													D-
3,3'-Dichlorobenzidine	5.0		ug/L	U	NO	R		R													D-
3-Nitroaniline	2.0		ug/L	U	NO	R		R													D-
4,6-Dinitro-2-methylphenol	5.0		ug/L	U	NO	R		R													D-
4-Bromophenyl phenyl ether	2.0		ug/L	U	NO	R		R													D-
4-Chloro-3-methylphenol	2.0		ug/L	U	NO	R		R													D-
4-Chloroaniline	2.0		ug/L	U	NO	R		R													D-
4-Chlorophenyl phenyl ether	2.0		ug/L	U	NO	R		R													D-
4-Methylphenol	1.0		ug/L	U	NO	R		R													D-
4-Nitroanaline	2.0		ug/L	U	NO	R		R													D-
4-Nitrophenol	5.0		ug/L	U	NO	R		R													D-
Acenaphthene	0.20		ug/L	U	NO	R		R													D-
Acenaphthylene	0.20		ug/L	U	NO	R		R													D-
Anthracene	0.20		ug/L	U	NO	R		R													D-

* Overall result qualifier reflects summation of qualifiers added during automated data review and any qualifiers added manually for categories not assessed by automated data review

Sample Qualification Report with Reason Codes (All Results sorted by Client Sample ID)

Client Sample ID : FWGLL3mw-242C-0491-GW **Lab Report Batch :** A7G120101 **Lab ID :** STLCAN

Sample Date : 07/11/2007 **Analysis Type: RE** **Sample Matrix :** AQ

Lab Sample ID: A7G120101019

Reviewed By / Date : Heather Medley 9/12/07 **Approved By / Date :**

Analyte Name	Result	Uncertainty / Error	Result Units	Lab Qual	Rep Res	Overall Qual*	Temp	HT	MB	LCS	MS	Lab Dup	Surr	Rep Limit	Moist Tot/Dis	Field QC	Tune	IC	ICV	CV / CCV	Reason Codes
Analysis Method : 8270C						**Dilution: 1**															
Benzo(a)anthracene	0.20		ug/L	U	NO	R		R													D-
Benzo(a)pyrene	0.20		ug/L	U	NO	R		R													D-
Benzo(b)fluoranthene	0.20		ug/L	U	NO	R		R													D-
BENZO(G,H,I)PERYLENE	0.20		ug/L	U	NO	R		R													D-
Benzo(k)fluoranthene	0.20		ug/L	U	NO	R		R													D-
Benzoic acid	10		ug/L	U	YES	R		R		R	UJ										H-,D-,J-
Benzyl alcohol	5.0		ug/L	U	NO	R		R													D-
bis(2-Chloroethoxy)methane	1.0		ug/L	U	NO	R		R													D-
bis(2-Chloroethyl) ether	1.0		ug/L	U	NO	R		R													D-
bis(2-Ethylhexyl) phthalate	2.0		ug/L	J B	NO	JR		JR						J		U					L, D-
Butylbenzyl Phthalate	1.0		ug/L	U	NO	R		R													D-
Carbazole	1.0		ug/L	U	NO	R		R													D-
Chrysene	0.20		ug/L	U	NO	R		R													D-
dibenzo(a,h)anthracene	0.20		ug/L	U	NO	R		R													D-
Dibenzofuran	1.0		ug/L	U	NO	R		R													D-
Diethyl phthalate	1.0		ug/L	U	NO	R		R													D-
Dimethyl phthalate	1.0		ug/L	U	NO	R		R													D-
Di-n-butyl phthalate	1.0		ug/L	U	NO	R		R													D-
Di-n-octyl phthalate	1.0		ug/L	U	NO	R		R													D-
Fluoranthene	0.20		ug/L	U	NO	R		R													D-
Fluorene	0.20		ug/L	U	NO	R		R													D-
Hexachlorobenzene	0.20		ug/L	U	NO	R		R													D-
Hexachlorobutadiene	1.0		ug/L	U	NO	R		R													D-
Hexachlorocyclopentadiene	10		ug/L	U	YES	R		R		R	UJ										I,D-,J-,H-
Hexachloroethane	1.0		ug/L	U	YES	R		R													D-
Indeno(1,2,3-cd)pyrene	0.20		ug/L	U	NO	R		R													D-
Isophorone	1.0		ug/L	U	NO	R		R													D-
Naphthalene	0.20		ug/L	U	NO	R		R													D-
Nitrobenzene	1.0		ug/L	U	NO	R		R													D-
N-nitroso-di-n-propylamine	1.0		ug/L	U	NO	R		R													D-
N-Nitrosodiphenylamine	1.0		ug/L	U	NO	R		R													D-

* Overall result qualifier reflects summation of qualifiers added during automated data review and any qualifiers added manually for categories not assessed by automated data review

Sample Qualification Report with Reason Codes (All Results sorted by Client Sample ID)

Client Sample ID : FWGLL3mw-242C-0491-GW **Lab Report Batch :** A7G120101 **Lab ID :** STLCAN

Sample Date : 07/11/2007 **Analysis Type: RE** **Sample Matrix :** AQ

Lab Sample ID: A7G120101019

Reviewed By / Date : Heather McCoy 9/12/07 **Approved By / Date :**

Analyte Name	Result	Uncertainty / Error	Result Units	Lab Qual	Rep Res	Overall Qual*	Temp	HT	MB	LCS	MS	Lab Dup	Surr	Rep Limit	Moist Tot/Dis	Field QC	Tune	IC	ICV	CV / CCV	Reason Codes
Analysis Method : 8270C						**Dilution: 1**															
Pentachlorophenol	5.0		ug/L	U	NO	R		R													D-
Phenanthrene	0.20		ug/L	U	NO	R		R													D-
Phenol	1.0		ug/L	U	NO	R		R													D-
Pyrene	0.20		ug/L	U	NO	R		R													D-

* Overall result qualifier reflects summation of qualifiers added during automated data review and any qualifiers added manually for categories not assessed by automated data review

Sample Qualification Report with Reason Codes (All Results sorted by Client Sample ID)

Client Sample ID : FWGLL3mw-242C-0491-GW **Lab Report Batch :** A7G120101 **Lab ID :** STLCAN

Sample Date : 07/11/2007 **Analysis Type: RES** **Sample Matrix :** AQ

Lab Sample ID: A7G120101019

Reviewed By / Date : Heather McCoy 9/12/07 **Approved By / Date :**

Analyte Name	Result	Uncertainty / Error	Result Units	Lab Qual	Rep Res	Overall Qual*	Temp	HT	MB	LCS	MS	Lab Dup	Surr	Rep Limit	Moist Tot/Dis	Field QC	Tune	IC	ICV	CV / CCV	Reason Codes
Analysis Method : 353.2 Modified						**Dilution: 1**															
Nitrocellulose	0.14		mg/L	B	YES	J					J			J							L JH
Analysis Method : 8081A						**Dilution: 1**															
4,4'-DDD	0.030		ug/L	U	YES																
4,4'-DDE	0.030		ug/L	U	YES																
4,4'-DDT	0.030		ug/L	U	YES																
Aldrin	0.030		ug/L	U	YES																
alpha-BHC	0.030		ug/L	U	YES																
alpha-Chordane	0.030		ug/L	U	YES																
beta-BHC	0.030		ug/L	U	YES																
delta-BHC	0.030		ug/L	U	YES																
Dieldrin	0.030		ug/L	U	YES																
Endosulfan I	0.025		ug/L	U	YES	UJ				UJ											J-
Endosulfan II	0.025		ug/L	U	YES																
Endosulfan sulfate	0.030		ug/L	U	YES																
Endrin	0.030		ug/L	U	YES																
Endrin aldehyde	0.030		ug/L	U	YES																
Endrin ketone	0.030		ug/L	U	YES																
gamma-BHC	0.030		ug/L	U	YES																
gamma-Chlordane	0.030		ug/L	U	YES																
Heptachlor	0.030		ug/L	U	YES																
Heptachlor epoxide	0.030		ug/L	U	YES																
Methoxychlor	0.10		ug/L	U	YES																
Toxaphene	2.0		ug/L	U	YES																
Analysis Method : 8082						**Dilution: 1**															
Aroclor 1016	0.50		ug/L	U	YES																
Aroclor 1221	0.50		ug/L	U	YES																
Aroclor 1232	0.50		ug/L	U	YES																
Aroclor 1242	0.50		ug/L	U	YES																
Aroclor 1248	0.50		ug/L	U	YES																
Aroclor 1254	0.50		ug/L	U	YES																
Aroclor 1260	0.50		ug/L	U	YES																
Analysis Method : 8260B						**Dilution: 1**															

* Overall result qualifier reflects summation of qualifiers added during automated data review and any qualifiers added manually for categories not assessed by automated data review

Sample Qualification Report with Reason Codes (All Results sorted by Client Sample ID)

Client Sample ID : FWGLL3mw-242C-0491-GW **Lab Report Batch :** A7G120101 **Lab ID :** STLCAN

Sample Date : 07/11/2007 **Analysis Type: RES** **Sample Matrix :** AQ

Lab Sample ID: A7G120101019

Reviewed By / Date : Heather Medley 9/12/07 **Approved By / Date :**

Analyte Name	Result	Uncertainty / Error	Result Units	Lab Qual	Rep Res	Overall Qual*	Temp	HT	MB	LCS	MS	Lab Dup	Surr	Rep Limit	Moist Tot/Dis	Field QC	Tune	IC	ICV	CV / CCV	Reason Codes
Analysis Method : 8260B						**Dilution: 1**															
1,1,1-Trichloroethane	1.0		ug/L	U	YES																
1,1,2,2-Tetrachloroethane	1.0		ug/L	U	YES																
1,1,2-Trichloroethane	1.0		ug/L	U	YES																
1,1-Dichloroethane	1.0		ug/L	U	YES																
1,1-Dichloroethene	1.0		ug/L	U	YES																
1,2-Dibromoethane	1.0		ug/L	U	YES																
1,2-Dichloroethane	1.0		ug/L	U	YES																
1,2-Dichloroethene (total)	1.0		ug/L	U	YES																
1,2-Dichloropropane	1.0		ug/L	U	YES																
2-Butanone	10		ug/L	U	YES																
2-Hexanone	10		ug/L	U	YES	R					UJ										Pj-,H-
4-Methyl-2-pentanone	10		ug/L	U	YES	UJ					UJ										Pj-,H-
Acetone	10		ug/L	U	YES	R					UJ										Pj-,H-
Benzene	1.0		ug/L	U	YES																
Bromochloromethane	1.0		ug/L	U	YES																
Bromodichloromethane	1.0		ug/L	U	YES																
Bromoform	1.0		ug/L	U	YES																
Bromomethane	1.0		ug/L	U	YES	UJ													UJ		U-
Carbon disulfide	1.0		ug/L	U	YES																
Carbon tetrachloride	1.0		ug/L	U	YES																
Chlorobenzene	1.0		ug/L	U	YES																
Chloroethane	1.0		ug/L	U	YES	UJ															Pj-
Chloroform	1.0		ug/L	U	YES																
Chloromethane	1.0		ug/L	U	YES																
cis-1,2-Dichloroethene	1.0		ug/L	U	YES																
cis-1,3-Dichloropropene	1.0		ug/L	U	YES																
Dibromochloromethane	1.0		ug/L	U	YES																
Ethylbenzene	1.0		ug/L	U	YES																
M&P-XYLENES	2.0		ug/L	U	YES	UJ															Pj-
Methylene chloride	2.0		ug/L	U	YES	R															Pj-
o-Xylene	1.0		ug/L	U	YES	UJ															Pj-

* Overall result qualifier reflects summation of qualifiers added during automated data review and any qualifiers added manually for categories not assessed by automated data review

Sample Qualification Report with Reason Codes (All Results sorted by Client Sample ID)

Client Sample ID : FWGLL3mw-242C-0491-GW **Lab Report Batch :** A7G120101 **Lab ID :** STLCAN

Sample Date : 07/11/2007 **Analysis Type: RES** **Sample Matrix :** AQ

Lab Sample ID: A7G120101019

Reviewed By / Date : Heather McElroy 9/12/07 **Approved By / Date :**

Analyte Name	Result	Uncertainty / Error	Result Units	Lab Qual	Rep Res	Overall Qual*	Temp	HT	MB	LCS	MS	Lab Dup	Surr	Rep Limit	Moist Tot/Dis	Field QC	Tune	IC	ICV	CV / CCV	Reason Codes
Analysis Method : 8260B						**Dilution: 1**															
Styrene	1.0		ug/L	U	YES																
Tetrachloroethene	1.0		ug/L	U	YES																
Toluene	1.0		ug/L	U	YES																
TOTAL XYLENES	2.0		ug/L	U	YES	UJ															Pj-
trans-1,2-Dichloroethene	1.0		ug/L	U	YES																
trans-1,3-Dichloropropene	1.0		ug/L	U	YES																
Trichloroethene	1.0		ug/L	U	YES																
Vinyl chloride	1.0		ug/L	U	YES																
Analysis Method : 8270C						**Dilution: 1**															
1,2,4-Trichlorobenzene	1.0		ug/L	U	YES																
1,2-Dichlorobenzene	1.0		ug/L	U	YES																
1,3-Dichlorobenzene	1.0		ug/L	U	YES																
1,4-Dichlorobenzene	1.0		ug/L	U	YES																
2,2-OXYBIS (1-CHLOROPROPANE)	1.0		ug/L	U	YES	UJ				UJ											J-
2,4,5-Trichlorophenol	5.0		ug/L	U	YES																
2,4,6-Trichlorophenol	5.0		ug/L	U	YES																
2,4-Dichlorophenol	2.0		ug/L	U	YES																
2,4-Dimethylphenol	2.0		ug/L	U	YES																
2,4-Dinitrophenol	5.0		ug/L	U	NO	R				R	UJ										H-,J-
2,4-Dinitrotoluene	5.0		ug/L	U	YES																
2,6-Dinitrotoluene	5.0		ug/L	U	YES																
2-Chloronaphthalene	1.0		ug/L	U	YES																
2-Chlorophenol	1.0		ug/L	U	YES																
2-Methylnaphthalene	0.20		ug/L	U	YES																
2-Methylphenol	1.0		ug/L	U	YES																
2-Nitroaniline	2.0		ug/L	U	YES																
2-Nitrophenol	2.0		ug/L	U	YES																
3,3'-Dichlorobenzidine	5.0		ug/L	U	YES																
3-Nitroaniline	2.0		ug/L	U	YES																
4,6-Dinitro-2-methylphenol	5.0		ug/L	U	YES																
4-Bromophenyl phenyl ether	2.0		ug/L	U	YES																

* Overall result qualifier reflects summation of qualifiers added during automated data review and any qualifiers added manually for categories not assessed by automated data review

Sample Qualification Report with Reason Codes (All Results sorted by Client Sample ID)

Client Sample ID : FWGLL3mw-242C-0491-GW **Lab Report Batch :** A7G120101 **Lab ID :** STLCAN

Sample Date : 07/11/2007 **Analysis Type: RES** **Sample Matrix :** AQ

Lab Sample ID: A7G120101019

Reviewed By / Date : Heather Reilly 9/12/07 **Approved By / Date :**

Analyte Name	Result	Uncertainty / Error	Result Units	Lab Qual	Rep Res	Overall Qual*	Temp	HT	MB	LCS	MS	Lab Dup	Surr	Rep Limit	Moist Tot/Dis	Field QC	Tune	IC	ICV	CV / CCV	Reason Codes
Analysis Method : 8270C						**Dilution: 1**															
4-Chloro-3-methylphenol	2.0		ug/L	U	YES																
4-Chloroaniline	2.0		ug/L	U	YES																
4-Chlorophenyl phenyl ether	2.0		ug/L	U	YES																
4-Methylphenol	1.0		ug/L	U	YES																
4-Nitroanaline	2.0		ug/L	U	YES																
4-Nitrophenol	5.0		ug/L	U	YES																
Acenaphthene	0.20		ug/L	U	YES																
Acenaphthylene	0.20		ug/L	U	YES																
Anthracene	0.20		ug/L	U	YES																
Benzo(a)anthracene	0.20		ug/L	U	YES																
Benzo(a)pyrene	0.20		ug/L	U	YES																
Benzo(b)fluoranthene	0.20		ug/L	U	YES																
BENZO(G,H,I)PERYLENE	0.20		ug/L	U	YES																
Benzo(k)fluoranthene	0.20		ug/L	U	YES																
Benzoic acid	10		ug/L	U	NO	R				R	UJ										H-,J-
Benzyl alcohol	5.0		ug/L	U	YES																
bis(2-Chloroethoxy)methane	1.0		ug/L	U	YES																
bis(2-Chloroethyl) ether	1.0		ug/L	U	YES																
bis(2-Ethylhexyl) phthalate	1.5		ug/L	J B	YES	J								J							L
Butylbenzyl Phthalate	1.0		ug/L	U	YES																
Carbazole	1.0		ug/L	U	YES																
Chrysene	0.20		ug/L	U	YES																
dibenzo(a,h)anthracene	0.20		ug/L	U	YES																
Dibenzofuran	1.0		ug/L	U	YES																
Diethyl phthalate	1.0		ug/L	U	YES																
Dimethyl phthalate	1.0		ug/L	U	YES																
Di-n-butyl phthalate	1.0		ug/L	U	YES																
Di-n-octyl phthalate	1.0		ug/L	U	YES																
Fluoranthene	0.20		ug/L	U	YES																
Fluorene	0.20		ug/L	U	YES																
Hexachlorobenzene	0.20		ug/L	U	YES																

* Overall result qualifier reflects summation of qualifiers added during automated data review and any qualifiers added manually for categories not assessed by automated data review

Sample Qualification Report with Reason Codes (All Results sorted by Client Sample ID)

Client Sample ID : FWGLL3mw-242C-0491-GW **Lab Report Batch :** A7G120101 **Lab ID :** STLCAN

Sample Date : 07/11/2007 **Analysis Type: RES** **Sample Matrix :** AQ

Lab Sample ID: A7G120101019

Reviewed By / Date : Heather McAlley 9/12/07 **Approved By / Date :**

Analyte Name	Result	Uncertainty / Error	Result Units	Lab Qual	Rep Res	Overall Qual*	Temp	HT	MB	LCS	MS	Lab Dup	Surr	Rep Limit	Moist Tot/Dis	Field QC	Tune	IC	ICV	CV / CCV	Reason Codes
Analysis Method : 8270C						**Dilution: 1**															
Hexachlorobutadiene	1.0		ug/L	U	YES																
Hexachlorocyclopentadiene	10		ug/L	U	NO	R				R	UJ										I,J-,H-
Hexachloroethane	1.0		ug/L	U	NO	R				R	UJ										H-,J-
Indeno(1,2,3-cd)pyrene	0.20		ug/L	U	YES																
Isophorone	1.0		ug/L	U	YES																
Naphthalene	0.20		ug/L	U	YES																
Nitrobenzene	1.0		ug/L	U	YES																
N-nitroso-di-n-propylamine	1.0		ug/L	U	YES																
N-Nitrosodiphenylamine	1.0		ug/L	U	YES																
Pentachlorophenol	5.0		ug/L	U	YES																
Phenanthrene	0.20		ug/L	U	YES																
Phenol	1.0		ug/L	U	YES																
Pyrene	0.20		ug/L	U	YES																
Analysis Method : 9012A						**Dilution: 1**															
Cyanide	0.010		mg/L	U	YES																
Analysis Method : SW8330 Modified						**Dilution: 1**															
Nitroguanidine	20		ug/L	U	YES																

* Overall result qualifier reflects summation of qualifiers added during automated data review and any qualifiers added manually for categories not assessed by automated data review

Sample Qualification Report with Reason Codes (All Results sorted by Client Sample ID)

Client Sample ID : FWGTRIP-Team1 **Lab Report Batch :** A7G120101 **Lab ID :** STLCAN

Sample Date : 07/11/2007 **Analysis Type: RES** **Sample Matrix :** AQ

Lab Sample ID: A7G120101011

Reviewed By / Date : Heather Medley 9/12/07 **Approved By / Date :**

Analyte Name	Result	Uncertainty / Error	Result Units	Lab Qual	Rep Res	Overall Qual*	Temp	HT	MB	LCS	MS	Lab Dup	Surr	Rep Limit	Moist Tot/Dis	Field QC	Tune	IC	ICV	CV / CCV	Reason Codes
Analysis Method : 8260B						**Dilution: 1**															
1,1,1-Trichloroethane	1.0		ug/L	U	YES																
1,1,2,2-Tetrachloroethane	1.0		ug/L	U	YES																
1,1,2-Trichloroethane	1.0		ug/L	U	YES																
1,1-Dichloroethane	1.0		ug/L	U	YES																
1,1-Dichloroethene	1.0		ug/L	U	YES																
1,2-Dibromoethane	1.0		ug/L	U	YES																
1,2-Dichloroethane	1.0		ug/L	U	YES																
1,2-Dichloroethene (total)	1.0		ug/L	U	YES																
1,2-Dichloropropane	1.0		ug/L	U	YES																
2-Butanone	10		ug/L	U	YES																
2-Hexanone	10		ug/L	U	YES	R					UJ										Pj-,H-
4-Methyl-2-pentanone	10		ug/L	U	YES	UJ					UJ										Pj-,H-
Acetone	10		ug/L	U	YES	R					UJ										Pj-,H-
Benzene	1.0		ug/L	U	YES																
Bromochloromethane	1.0		ug/L	U	YES																
Bromodichloromethane	1.0		ug/L	U	YES																
Bromoform	1.0		ug/L	U	YES																
Bromomethane	1.0		ug/L	U	YES	UJ													UJ		U-
Carbon disulfide	1.0		ug/L	U	YES																
Carbon tetrachloride	1.0		ug/L	U	YES																
Chlorobenzene	1.0		ug/L	U	YES																
Chloroethane	1.0		ug/L	U	YES	UJ															Pj-
Chloroform	1.0		ug/L	U	YES																
Chloromethane	1.0		ug/L	U	YES																
cis-1,2-Dichloroethene	1.0		ug/L	U	YES																
cis-1,3-Dichloropropene	1.0		ug/L	U	YES																
Dibromochloromethane	1.0		ug/L	U	YES																
Ethylbenzene	1.0		ug/L	U	YES																
M&P-XYLENES	2.0		ug/L	U	YES	UJ															Pj-
Methylene chloride	2.0		ug/L	U	YES	R															Pj-
o-Xylene	1.0		ug/L	U	YES	UJ															Pj-

* Overall result qualifier reflects summation of qualifiers added during automated data review and any qualifiers added manually for categories not assessed by automated data review

Sample Qualification Report with Reason Codes (All Results sorted by Client Sample ID)

Client Sample ID : FWGTRIP-Team1 **Lab Report Batch :** A7G120101 **Lab ID :** STLCAN

Sample Date : 07/11/2007 **Analysis Type: RES** **Sample Matrix :** AQ

Lab Sample ID: A7G120101011

Reviewed By / Date : Heather Reilly 9/12/07 **Approved By / Date :**

Analyte Name	Result	Uncertainty / Error	Result Units	Lab Qual	Rep Res	Overall Qual*	Temp	HT	MB	LCS	MS	Lab Dup	Surr	Rep Limit	Moist Tot/Dis	Field QC	Tune	IC	ICV	CV / CCV	Reason Codes
Analysis Method : 8260B						**Dilution: 1**															
Styrene	1.0		ug/L	U	YES																
Tetrachloroethene	1.0		ug/L	U	YES																
Toluene	1.0		ug/L	U	YES																
TOTAL XYLENES	2.0		ug/L	U	YES	UJ															Pj-
trans-1,2-Dichloroethene	1.0		ug/L	U	YES																
trans-1,3-Dichloropropene	1.0		ug/L	U	YES																
Trichloroethene	1.0		ug/L	U	YES																
Vinyl chloride	1.0		ug/L	U	YES																

* Overall result qualifier reflects summation of qualifiers added during automated data review and any qualifiers added manually for categories not assessed by automated data review

Sample Qualification Report with Reason Codes (All Results sorted by Client Sample ID)

Client Sample ID : FWGTRIP-TEAM2 **Lab Report Batch :** A7G120101 **Lab ID :** STLCAN

Sample Date : 07/11/2007 **Analysis Type: RES** **Sample Matrix :** AQ

Lab Sample ID: A7G120101030

Reviewed By / Date : Heather Reddy 9/12/07 **Approved By / Date :**

Analyte Name	Result	Uncertainty / Error	Result Units	Lab Qual	Rep Res	Overall Qual*	Temp	HT	MB	LCS	MS	Lab Dup	Surr	Rep Limit	Moist Tot/Dis	Field QC	Tune	IC	ICV	CV / CCV	Reason Codes
Analysis Method : 8260B						**Dilution: 1**															
1,1,1-Trichloroethane	1.0		ug/L	U	YES																
1,1,2,2-Tetrachloroethane	1.0		ug/L	U	YES																
1,1,2-Trichloroethane	1.0		ug/L	U	YES																
1,1-Dichloroethane	1.0		ug/L	U	YES																
1,1-Dichloroethene	1.0		ug/L	U	YES																
1,2-Dibromoethane	1.0		ug/L	U	YES																
1,2-Dichloroethane	1.0		ug/L	U	YES																
1,2-Dichloroethene (total)	1.0		ug/L	U	YES																
1,2-Dichloropropane	1.0		ug/L	U	YES																
2-Butanone	10		ug/L	U	YES																
2-Hexanone	10		ug/L	U	YES	R					UJ										Pj-,H-
4-Methyl-2-pentanone	10		ug/L	U	YES	UJ					UJ										Pj-,H-
Acetone	10		ug/L	U	YES	R					UJ										Pj-,H-
Benzene	1.0		ug/L	U	YES																
Bromochloromethane	1.0		ug/L	U	YES																
Bromodichloromethane	1.0		ug/L	U	YES																
Bromoform	1.0		ug/L	U	YES																
Bromomethane	1.0		ug/L	U	YES	UJ													UJ		U-
Carbon disulfide	1.0		ug/L	U	YES																
Carbon tetrachloride	1.0		ug/L	U	YES																
Chlorobenzene	1.0		ug/L	U	YES																
Chloroethane	1.0		ug/L	U	YES	UJ															Pj-
Chloroform	1.0		ug/L	U	YES																
Chloromethane	1.0		ug/L	U	YES																
cis-1,2-Dichloroethene	1.0		ug/L	U	YES																
cis-1,3-Dichloropropene	1.0		ug/L	U	YES																
Dibromochloromethane	1.0		ug/L	U	YES																
Ethylbenzene	1.0		ug/L	U	YES																
M&P-XYLENES	2.0		ug/L	U	YES	UJ															Pj-
Methylene chloride	2.0		ug/L	U	YES	R															Pj-
o-Xylene	1.0		ug/L	U	YES	UJ															Pj-

* Overall result qualifier reflects summation of qualifiers added during automated data review and any qualifiers added manually for categories not assessed by automated data review

Sample Qualification Report with Reason Codes (All Results sorted by Client Sample ID)

Client Sample ID : FWGTRIP-TEAM2 **Lab Report Batch :** A7G120101 **Lab ID :** STLCAN

Sample Date : 07/11/2007 **Analysis Type: RES** **Sample Matrix :** AQ

Lab Sample ID: A7G120101030

Reviewed By / Date : Heather Reddy 9/12/07 **Approved By / Date :**

Analyte Name	Result	Uncertainty / Error	Result Units	Lab Qual	Rep Res	Overall Qual*	Temp	HT	MB	LCS	MS	Lab Dup	Surr	Rep Limit	Moist Tot/Dis	Field QC	Tune	IC	ICV	CV / CCV	Reason Codes
Analysis Method : 8260B						**Dilution: 1**															
Styrene	1.0		ug/L	U	YES																
Tetrachloroethene	1.0		ug/L	U	YES																
Toluene	1.0		ug/L	U	YES																
TOTAL XYLENES	2.0		ug/L	U	YES	UJ															Pj-
trans-1,2-Dichloroethene	1.0		ug/L	U	YES																
trans-1,3-Dichloropropene	1.0		ug/L	U	YES																
Trichloroethene	1.0		ug/L	U	YES																
Vinyl chloride	1.0		ug/L	U	YES																

* Overall result qualifier reflects summation of qualifiers added during automated data review and any qualifiers added manually for categories not assessed by automated data review

Sample Qualification Report with Reason Codes (All Results sorted by Client Sample ID)

Client Sample ID : FWGTRIPTeam3 **Lab Report Batch :** A7G120101 **Lab ID :** STLCAN

Sample Date : 07/11/2007 **Analysis Type: RES** **Sample Matrix :** AQ

Lab Sample ID: A7G120101021

Reviewed By / Date : Heather McCoy 9/12/07 **Approved By / Date :**

Analyte Name	Result	Uncertainty / Error	Result Units	Lab Qual	Rep Res	Overall Qual*	Temp	HT	MB	LCS	MS	Lab Dup	Surr	Rep Limit	Moist Tot/Dis	Field QC	Tune	IC	ICV	CV / CCV	Reason Codes
Analysis Method : 8260B						**Dilution: 1**															
1,1,1-Trichloroethane	1.0		ug/L	U	YES																
1,1,2,2-Tetrachloroethane	1.0		ug/L	U	YES																
1,1,2-Trichloroethane	1.0		ug/L	U	YES																
1,1-Dichloroethane	1.0		ug/L	U	YES																
1,1-Dichloroethene	1.0		ug/L	U	YES																
1,2-Dibromoethane	1.0		ug/L	U	YES																
1,2-Dichloroethane	1.0		ug/L	U	YES																
1,2-Dichloroethene (total)	1.0		ug/L	U	YES																
1,2-Dichloropropane	1.0		ug/L	U	YES																
2-Butanone	10		ug/L	U	YES																
2-Hexanone	10		ug/L	U	YES	R					UJ										Pj-,H-
4-Methyl-2-pentanone	10		ug/L	U	YES	UJ					UJ										Pj-,H-
Acetone	10		ug/L	U	YES	R					UJ										Pj-,H-
Benzene	1.0		ug/L	U	YES																
Bromochloromethane	1.0		ug/L	U	YES																
Bromodichloromethane	1.0		ug/L	U	YES																
Bromoform	1.0		ug/L	U	YES																
Bromomethane	1.0		ug/L	U	YES	UJ													UJ		U-
Carbon disulfide	1.0		ug/L	U	YES																
Carbon tetrachloride	1.0		ug/L	U	YES																
Chlorobenzene	1.0		ug/L	U	YES																
Chloroethane	1.0		ug/L	U	YES	UJ															Pj-
Chloroform	1.0		ug/L	U	YES																
Chloromethane	1.0		ug/L	U	YES																
cis-1,2-Dichloroethene	1.0		ug/L	U	YES																
cis-1,3-Dichloropropene	1.0		ug/L	U	YES																
Dibromochloromethane	1.0		ug/L	U	YES																
Ethylbenzene	1.0		ug/L	U	YES																
M&P-XYLENES	2.0		ug/L	U	YES	UJ															Pj-
Methylene chloride	2.0		ug/L	U	YES	R															Pj-
o-Xylene	1.0		ug/L	U	YES	UJ															Pj-

* Overall result qualifier reflects summation of qualifiers added during automated data review and any qualifiers added manually for categories not assessed by automated data review

Sample Qualification Report with Reason Codes (All Results sorted by Client Sample ID)

Client Sample ID : FWGTRIPTeam3 **Lab Report Batch :** A7G120101 **Lab ID :** STLCAN

Sample Date : 07/11/2007 **Analysis Type: RES** **Sample Matrix :** AQ

Lab Sample ID: A7G120101021

Reviewed By / Date : Heather McCloy 9/12/07 **Approved By / Date :**

Analyte Name	Result	Uncertainty / Error	Result Units	Lab Qual	Rep Res	Overall Qual*	Temp	HT	MB	LCS	MS	Lab Dup	Surr	Rep Limit	Moist Tot/Dis	Field QC	Tune	IC	ICV	CV / CCV	Reason Codes
Analysis Method : 8260B						**Dilution: 1**															
Styrene	1.0		ug/L	U	YES																
Tetrachloroethene	1.0		ug/L	U	YES																
Toluene	0.19		ug/L	J	YES	J								J							L
TOTAL XYLENES	2.0		ug/L	U	YES	UJ															Pj-
trans-1,2-Dichloroethene	1.0		ug/L	U	YES																
trans-1,3-Dichloropropene	1.0		ug/L	U	YES																
Trichloroethene	1.0		ug/L	U	YES																
Vinyl chloride	1.0		ug/L	U	YES																

* Overall result qualifier reflects summation of qualifiers added during automated data review and any qualifiers added manually for categories not assessed by automated data review

Sample Qualification Report with Reason Codes (All Results sorted by Client Sample ID)

Client Sample ID : FWGTRIPTeam3-0710-07 **Lab Report Batch :** A7G120101 **Lab ID :** STLCAN

Sample Date : 07/10/2007 **Analysis Type: RES** **Sample Matrix :** AQ

Lab Sample ID: A7G120101022

Reviewed By / Date : Heather Medley 9/12/07 **Approved By / Date :**

Analyte Name	Result	Uncertainty / Error	Result Units	Lab Qual	Rep Res	Overall Qual*	Temp	HT	MB	LCS	MS	Lab Dup	Surr	Rep Limit	Moist Tot/Dis	Field QC	Tune	IC	ICV	CV / CCV	Reason Codes
Analysis Method : 8260B						**Dilution: 1**															
1,1,1-Trichloroethane	1.0		ug/L	U	YES																
1,1,2,2-Tetrachloroethane	1.0		ug/L	U	YES																
1,1,2-Trichloroethane	1.0		ug/L	U	YES																
1,1-Dichloroethane	1.0		ug/L	U	YES																
1,1-Dichloroethene	1.0		ug/L	U	YES																
1,2-Dibromoethane	1.0		ug/L	U	YES																
1,2-Dichloroethane	1.0		ug/L	U	YES																
1,2-Dichloroethene (total)	1.0		ug/L	U	YES																
1,2-Dichloropropane	1.0		ug/L	U	YES																
2-Butanone	10		ug/L	U	YES																
2-Hexanone	10		ug/L	U	YES	R					UJ										Pj-,H-
4-Methyl-2-pentanone	10		ug/L	U	YES	UJ					UJ										Pj-,H-
Acetone	10		ug/L	U	YES	R					UJ										Pj-,H-
Benzene	1.0		ug/L	U	YES																
Bromochloromethane	1.0		ug/L	U	YES																
Bromodichloromethane	1.0		ug/L	U	YES																
Bromoform	1.0		ug/L	U	YES																
Bromomethane	1.0		ug/L	U	YES	UJ													UJ		U-
Carbon disulfide	1.0		ug/L	U	YES																
Carbon tetrachloride	1.0		ug/L	U	YES																
Chlorobenzene	1.0		ug/L	U	YES																
Chloroethane	1.0		ug/L	U	YES	UJ															Pj-
Chloroform	1.0		ug/L	U	YES																
Chloromethane	1.0		ug/L	U	YES																
cis-1,2-Dichloroethene	1.0		ug/L	U	YES																
cis-1,3-Dichloropropene	1.0		ug/L	U	YES																
Dibromochloromethane	1.0		ug/L	U	YES																
Ethylbenzene	1.0		ug/L	U	YES																
M&P-XYLENES	2.0		ug/L	U	YES	UJ															Pj-
Methylene chloride	2.0		ug/L	U	YES	R															Pj-
o-Xylene	1.0		ug/L	U	YES	UJ															Pj-

* Overall result qualifier reflects summation of qualifiers added during automated data review and any qualifiers added manually for categories not assessed by automated data review

Sample Qualification Report with Reason Codes (All Results sorted by Client Sample ID)

Client Sample ID : FWGTRIPTeam3-0710-07 **Lab Report Batch :** A7G120101 **Lab ID :** STLCAN

Sample Date : 07/10/2007 **Analysis Type: RES** **Sample Matrix :** AQ

Lab Sample ID: A7G120101022

Reviewed By / Date : Heather Mobley 9/12/07 **Approved By / Date :**

Analyte Name	Result	Uncertainty / Error	Result Units	Lab Qual	Rep Res	Overall Qual*	Temp	HT	MB	LCS	MS	Lab Dup	Surr	Rep Limit	Moist Tot/Dis	Field QC	Tune	IC	ICV	CV / CCV	Reason Codes
Analysis Method : 8260B						**Dilution: 1**															
Styrene	1.0		ug/L	U	YES																
Tetrachloroethene	1.0		ug/L	U	YES																
Toluene	0.17		ug/L	J	YES	J								J							L
TOTAL XYLENES	2.0		ug/L	U	YES	UJ															Pj-
trans-1,2-Dichloroethene	1.0		ug/L	U	YES																
trans-1,3-Dichloropropene	1.0		ug/L	U	YES																
Trichloroethene	1.0		ug/L	U	YES																
Vinyl chloride	1.0		ug/L	U	YES																

* Overall result qualifier reflects summation of qualifiers added during automated data review and any qualifiers added manually for categories not assessed by automated data review

Sample Qualification Report with Reason Codes (All Results sorted by Client Sample ID)

Client Sample ID : FWGWBGmw-006C-0494-GF **Lab Report Batch :** A7G120101 **Lab ID :** STLCAN

Sample Date : 07/11/2007 **Analysis Type: RES/TOT** **Sample Matrix :** AQ

Lab Sample ID: A7G120101013

Reviewed By / Date : Heather Nalley 9/12/07 **Approved By / Date :**

Analyte Name	Result	Uncertainty / Error	Result Units	Lab Qual	Rep Res	Overall Qual*	Temp	HT	MB	LCS	MS	Lab Dup	Surr	Rep Limit	Moist Tot/Dis	Field QC	Tune	IC	ICV	CV / CCV	Reason Codes
Analysis Method : 6010B						**Dilution: 1**															
Arsenic	5.0		ug/L	U	YES																
Barium	25.0		ug/L		YES																
Calcium	68100		ug/L	J	YES																
Chromium	5.0		ug/L	U	YES																
Cobalt	1.4		ug/L	B	YES	J								J							L
Copper	5.0		ug/L	U	YES																
Lead	3.0		ug/L	U	YES																
Magnesium	22400		ug/L		YES																
Manganese	55.3		ug/L		YES																
Nickel	2.2		ug/L	B	YES	J								J							L
Potassium	837		ug/L	B J	YES	J								J							L, BJ
Selenium	5.0		ug/L	U	YES																
Silver	5.0		ug/L	U	YES																
Sodium	6500		ug/L		YES																
Vanadium	10.0		ug/L	U	YES																
Analysis Method : 6020						**Dilution: 1**															
Aluminum	50.0		ug/L	U	YES																
Antimony	2.0		ug/L	U	YES																
Beryllium	1.0		ug/L	U	YES																
Cadmium	0.50		ug/L	U	YES																
Iron	254		ug/L	J	YES	J															BJ
Thallium	0.025		ug/L	B	YES	J								J							L
Zinc	3.6		ug/L	B J	YES	J								J							L
Analysis Method : 7470A						**Dilution: 1**															
Mercury	0.20		ug/L	U	YES																

* Overall result qualifier reflects summation of qualifiers added during automated data review and any qualifiers added manually for categories not assessed by automated data review

Sample Qualification Report with Reason Codes (All Results sorted by Client Sample ID)

Client Sample ID : FWGWBGmw-006C-0494-GW **Lab Report Batch :** A7G120101 **Lab ID :** STLCAN

Sample Date : 07/11/2007 **Analysis Type: DL** **Sample Matrix :** AQ

Lab Sample ID: A7G120101012

Reviewed By / Date : Heather McCoy 9/12/07 **Approved By / Date :**

Analyte Name	Result	Uncertainty / Error	Result Units	Lab Qual	Rep Res	Overall Qual*	Temp	HT	MB	LCS	MS	Lab Dup	Surr	Rep Limit	Moist Tot/Dis	Field QC	Tune	IC	ICV	CV / CCV	Reason Codes
Analysis Method : 8330						**Dilution: 4.91**															
1,3,5-Trinitrobenzene	0.49		ug/L	U	YES																
1,3-Dinitrobenzene	0.49		ug/L	U	YES																
2,4,6-TNT	0.49		ug/L	U	YES																
2,4-Dinitrotoluene	0.49		ug/L	U	YES																
2,6-Dinitrotoluene	0.49		ug/L	U	YES																
2-Amino-4,6-dinitrotoluene	0.49		ug/L	U	YES																
2-Nitrotoluene	2.5		ug/L	U	YES																
3-Nitrotoluene	2.5		ug/L	U	YES																
4-Amino-2,6-Dinitrotoluene	0.49		ug/L	U	YES																
4-Nitrotoluene	2.5		ug/L	U	YES																
HMX	12		ug/L		YES																
Nitrobenzene	0.49		ug/L	U	YES																
NITROGLYCERINE	3.2		ug/L	U	YES																
Pentaerythritol Tetranitrate (PETN)	3.2		ug/L	U	YES																
RDX	48		ug/L		YES																
TETRYL	0.49		ug/L	U	YES																

* Overall result qualifier reflects summation of qualifiers added during automated data review and any qualifiers added manually for categories not assessed by automated data review

Sample Qualification Report with Reason Codes (All Results sorted by Client Sample ID)

Client Sample ID : FWGWBGmw-006C-0494-GW **Lab Report Batch :** A7G120101 **Lab ID :** STLCAN

Sample Date : 07/11/2007 **Analysis Type: RE** **Sample Matrix :** AQ

Lab Sample ID: A7G120101012

Reviewed By / Date : Heather Medley 9/12/07 **Approved By / Date :**

Analyte Name	Result	Uncertainty / Error	Result Units	Lab Qual	Rep Res	Overall Qual*	Temp	HT	MB	LCS	MS	Lab Dup	Surr	Rep Limit	Moist Tot/Dis	Field QC	Tune	IC	ICV	CV / CCV	Reason Codes
Analysis Method : 8270C						**Dilution: 1**															
1,2,4-Trichlorobenzene	1.0		ug/L	U	NO	R		R					UJ								G-,D-
1,2-Dichlorobenzene	1.0		ug/L	U	NO	R		R					UJ								G-,D-
1,3-Dichlorobenzene	1.0		ug/L	U	NO	R		R					UJ								G-,D-
1,4-Dichlorobenzene	1.0		ug/L	U	NO	R		R					UJ								G-,D-
2,2-OXYBIS (1-CHLOROPROPANE)	1.0		ug/L	U	NO	R		R		UJ			UJ								G-,D-,J-
2,4,5-Trichlorophenol	5.0		ug/L	U	NO	R		R					UJ								G-,D-
2,4,6-Trichlorophenol	5.0		ug/L	U	NO	R		R					UJ								G-,D-
2,4-Dichlorophenol	2.0		ug/L	U	NO	R		R					UJ								G-,D-
2,4-Dimethylphenol	2.0		ug/L	U	NO	R		R					UJ								G-,D-
2,4-Dinitrophenol	5.0		ug/L	U	YES	R		R		R	UJ		UJ								G-,D-,J-,H
2,4-Dinitrotoluene	5.0		ug/L	U	NO	R		R					UJ								G-,D-
2,6-Dinitrotoluene	5.0		ug/L	U	NO	R		R					UJ								G-,D-
2-Chloronaphthalene	1.0		ug/L	U	NO	R		R					UJ								G-,D-
2-Chlorophenol	1.0		ug/L	U	NO	R		R					UJ								G-,D-
2-Methylnaphthalene	0.20		ug/L	U	NO	R		R					UJ								G-,D-
2-Methylphenol	1.0		ug/L	U	NO	R		R					UJ								G-,D-
2-Nitroaniline	2.0		ug/L	U	NO	R		R					UJ								G-,D-
2-Nitrophenol	2.0		ug/L	U	NO	R		R					UJ								G-,D-
3,3'-Dichlorobenzidine	5.0		ug/L	U	NO	R		R					UJ								G-,D-
3-Nitroaniline	2.0		ug/L	U	NO	R		R					UJ								G-,D-
4,6-Dinitro-2-methylphenol	5.0		ug/L	U	NO	R		R					UJ								G-,D-
4-Bromophenyl phenyl ether	2.0		ug/L	U	NO	R		R					UJ								G-,D-
4-Chloro-3-methylphenol	2.0		ug/L	U	NO	R		R					UJ								G-,D-
4-Chloroaniline	2.0		ug/L	U	NO	R		R					UJ								G-,D-
4-Chlorophenyl phenyl ether	2.0		ug/L	U	NO	R		R					UJ								G-,D-
4-Methylphenol	1.0		ug/L	U	NO	R		R					UJ								G-,D-
4-Nitroanaline	2.0		ug/L	U	NO	R		R					UJ								G-,D-
4-Nitrophenol	5.0		ug/L	U	NO	R		R					UJ								G-,D-
Acenaphthene	0.20		ug/L	U	NO	R		R					UJ								G-,D-
Acenaphthylene	0.20		ug/L	U	NO	R		R					UJ								G-,D-
Anthracene	0.20		ug/L	U	NO	R		R					UJ								G-,D-

* Overall result qualifier reflects summation of qualifiers added during automated data review and any qualifiers added manually for categories not assessed by automated data review

Sample Qualification Report with Reason Codes (All Results sorted by Client Sample ID)

Client Sample ID : FWGWBGmw-006C-0494-GW **Lab Report Batch :** A7G120101 **Lab ID :** STLCAN

Sample Date : 07/11/2007 **Analysis Type: RE** **Sample Matrix :** AQ

Lab Sample ID: A7G120101012

Reviewed By / Date : Heather McCoy 9/12/07 **Approved By / Date :**

Analyte Name	Result	Uncertainty / Error	Result Units	Lab Qual	Rep Res	Overall Qual*	Temp	HT	MB	LCS	MS	Lab Dup	Surr	Rep Limit	Moist Tot/Dis	Field QC	Tune	IC	ICV	CV / CCV	Reason Codes
Analysis Method : 8270C						**Dilution: 1**															
Benzo(a)anthracene	0.20		ug/L	U	NO	R		R					UJ								G-,D-
Benzo(a)pyrene	0.20		ug/L	U	NO	R		R					UJ								G-,D-
Benzo(b)fluoranthene	0.20		ug/L	U	NO	R		R					UJ								G-,D-
BENZO(G,H,I)PERYLENE	0.20		ug/L	U	NO	R		R					UJ								G-,D-
Benzo(k)fluoranthene	0.20		ug/L	U	NO	R		R					UJ								G-,D-
Benzoic acid	10		ug/L	U	YES	R		R		R	UJ		UJ								G-,D-,J-,H
Benzyl alcohol	5.0		ug/L	U	NO	R		R					UJ								G-,D-
bis(2-Chloroethoxy)methane	1.0		ug/L	U	NO	R		R					UJ								G-,D-
bis(2-Chloroethyl) ether	1.0		ug/L	U	NO	R		R					UJ								G-,D-
bis(2-Ethylhexyl) phthalate	4.1		ug/L	J B	NO	R		R						J							L,D-
Butylbenzyl Phthalate	1.0		ug/L	U	NO	R		R					UJ								G-,D-
Carbazole	1.0		ug/L	U	NO	R		R					UJ								G-,D-
Chrysene	0.20		ug/L	U	NO	R		R					UJ								G-,D-
dibenzo(a,h)anthracene	0.20		ug/L	U	NO	R		R					UJ								G-,D-
Dibenzofuran	1.0		ug/L	U	NO	R		R					UJ								G-,D-
Diethyl phthalate	1.0		ug/L	U	NO	R		R					UJ								G-,D-
Dimethyl phthalate	1.0		ug/L	U	NO	R		R					UJ								G-,D-
Di-n-butyl phthalate	1.0		ug/L	U	NO	R		R					UJ								G-,D-
Di-n-octyl phthalate	1.0		ug/L	U	NO	R		R					UJ								G-,D-
Fluoranthene	0.20		ug/L	U	NO	R		R					UJ								G-,D-
Fluorene	0.20		ug/L	U	NO	R		R					UJ								G-,D-
Hexachlorobenzene	0.20		ug/L	U	NO	R		R					UJ								G-,D-
Hexachlorobutadiene	1.0		ug/L	U	NO	R		R					UJ								G-,D-
Hexachlorocyclopentadiene	10		ug/L	U	YES	R		R		R	UJ		UJ								G-,D-,J-,H
Hexachloroethane	1.0		ug/L	U	YES	R		R					UJ								G-,D-
Indeno(1,2,3-cd)pyrene	0.20		ug/L	U	NO	R		R					UJ								G-,D-
Isophorone	1.0		ug/L	U	NO	R		R					UJ								G-,D-
Naphthalene	0.20		ug/L	U	NO	R		R					UJ								G-,D-
Nitrobenzene	1.0		ug/L	U	NO	R		R					UJ								G-,D-
N-nitroso-di-n-propylamine	1.0		ug/L	U	NO	R		R					UJ								G-,D-
N-Nitrosodiphenylamine	1.0		ug/L	U	NO	R		R					UJ								G-,D-

* Overall result qualifier reflects summation of qualifiers added during automated data review and any qualifiers added manually for categories not assessed by automated data review

Sample Qualification Report with Reason Codes (All Results sorted by Client Sample ID)

Client Sample ID : FWGWBGmw-006C-0494-GW **Lab Report Batch :** A7G120101 **Lab ID :** STLCAN

Sample Date : 07/11/2007 **Analysis Type: RE** **Sample Matrix :** AQ

Lab Sample ID: A7G120101012

Reviewed By / Date : Heather McCoy 9/12/07 **Approved By / Date :**

Analyte Name	Result	Uncertainty / Error	Result Units	Lab Qual	Rep Res	Overall Qual*	Temp	HT	MB	LCS	MS	Lab Dup	Surr	Rep Limit	Moist Tot/Dis	Field QC	Tune	IC	ICV	CV / CCV	Reason Codes
Analysis Method : 8270C						**Dilution: 1**															
Pentachlorophenol	5.0		ug/L	U	NO	R		R					UJ								G-,D-
Phenanthrene	0.20		ug/L	U	NO	R		R					UJ								G-,D-
Phenol	1.0		ug/L	U	NO	R		R					UJ								G-,D-
Pyrene	0.20		ug/L	U	NO	R		R					UJ								G-,D-

* Overall result qualifier reflects summation of qualifiers added during automated data review and any qualifiers added manually for categories not assessed by automated data review

Sample Qualification Report with Reason Codes (All Results sorted by Client Sample ID)

Client Sample ID : FWGWBGmw-006C-0494-GW **Lab Report Batch :** A7G120101 **Lab ID :** STLCAN

Sample Date : 07/11/2007 **Analysis Type: RES** **Sample Matrix :** AQ

Lab Sample ID: A7G120101012

Reviewed By / Date : Heather McCoy 9/12/07 **Approved By / Date :**

Analyte Name	Result	Uncertainty / Error	Result Units	Lab Qual	Rep Res	Overall Qual*	Temp	HT	MB	LCS	MS	Lab Dup	Surr	Rep Limit	Moist Tot/Dis	Field QC	Tune	IC	ICV	CV / CCV	Reason Codes
Analysis Method : 353.2 Modified						**Dilution: 1**															
Nitrocellulose	0.12		mg/L	B	YES	J					J			J							L
Analysis Method : 8081A						**Dilution: 1**															
4,4'-DDD	0.030		ug/L	U	YES																
4,4'-DDE	0.030		ug/L	U	YES																
4,4'-DDT	0.030		ug/L	U	YES																
Aldrin	0.030		ug/L	U	YES																
alpha-BHC	0.030		ug/L	U	YES																
alpha-Chordane	0.030		ug/L	U	YES																
beta-BHC	0.030		ug/L	U	YES																
delta-BHC	0.030		ug/L	U	YES																
Dieldrin	0.030		ug/L	U	YES																
Endosulfan I	0.025		ug/L	U	YES	UJ				UJ											J-
Endosulfan II	0.025		ug/L	U	YES																
Endosulfan sulfate	0.030		ug/L	U	YES																
Endrin	0.030		ug/L	U	YES																
Endrin aldehyde	0.030		ug/L	U	YES																
Endrin ketone	0.030		ug/L	U	YES																
gamma-BHC	0.030		ug/L	U	YES																
gamma-Chlordane	0.030		ug/L	U	YES																
Heptachlor	0.030		ug/L	U	YES																
Heptachlor epoxide	0.030		ug/L	U	YES																
Methoxychlor	0.10		ug/L	U	YES																
Toxaphene	2.0		ug/L	U	YES																
Analysis Method : 8082						**Dilution: 1**															
Aroclor 1016	0.50		ug/L	U	YES																
Aroclor 1221	0.50		ug/L	U	YES																
Aroclor 1232	0.50		ug/L	U	YES																
Aroclor 1242	0.50		ug/L	U	YES																
Aroclor 1248	0.50		ug/L	U	YES																
Aroclor 1254	0.50		ug/L	U	YES																
Aroclor 1260	0.50		ug/L	U	YES																
Analysis Method : 8260B						**Dilution: 1**															

* Overall result qualifier reflects summation of qualifiers added during automated data review and any qualifiers added manually for categories not assessed by automated data review

Sample Qualification Report with Reason Codes (All Results sorted by Client Sample ID)

Client Sample ID : FWGWBGmw-006C-0494-GW **Lab Report Batch :** A7G120101 **Lab ID :** STLCAN

Sample Date : 07/11/2007 **Analysis Type: RES** **Sample Matrix :** AQ

Lab Sample ID: A7G120101012

Reviewed By / Date : Heather Medley 9/12/07 **Approved By / Date :**

Analyte Name	Result	Uncertainty / Error	Result Units	Lab Qual	Rep Res	Overall Qual*	Temp	HT	MB	LCS	MS	Lab Dup	Surr	Rep Limit	Moist Tot/Dis	Field QC	Tune	IC	ICV	CV / CCV	Reason Codes
Analysis Method : 8260B						**Dilution: 1**															
1,1,1-Trichloroethane	1.0		ug/L	U	YES																
1,1,2,2-Tetrachloroethane	1.0		ug/L	U	YES																
1,1,2-Trichloroethane	1.0		ug/L	U	YES																
1,1-Dichloroethane	1.0		ug/L	U	YES																
1,1-Dichloroethene	1.0		ug/L	U	YES																
1,2-Dibromoethane	1.0		ug/L	U	YES																
1,2-Dichloroethane	1.0		ug/L	U	YES																
1,2-Dichloroethene (total)	1.0		ug/L	U	YES																
1,2-Dichloropropane	1.0		ug/L	U	YES																
2-Butanone	10		ug/L	U	YES																
2-Hexanone	10		ug/L	U	YES	R					UJ										Pj-,H-
4-Methyl-2-pentanone	10		ug/L	U	YES	UJ					UJ										Pj-,H-
Acetone	10		ug/L	U	YES	R					UJ										Pj-,H-
Benzene	1.0		ug/L	U	YES																
Bromochloromethane	1.0		ug/L	U	YES																
Bromodichloromethane	1.0		ug/L	U	YES																
Bromoform	1.0		ug/L	U	YES																
Bromomethane	1.0		ug/L	U	YES	UJ													UJ		U-
Carbon disulfide	1.0		ug/L	U	YES																
Carbon tetrachloride	1.0		ug/L	U	YES																
Chlorobenzene	1.0		ug/L	U	YES																
Chloroethane	1.0		ug/L	U	YES	UJ															Pj-
Chloroform	1.0		ug/L	U	YES																
Chloromethane	1.0		ug/L	U	YES																
cis-1,2-Dichloroethene	1.0		ug/L	U	YES																
cis-1,3-Dichloropropene	1.0		ug/L	U	YES																
Dibromochloromethane	1.0		ug/L	U	YES																
Ethylbenzene	1.0		ug/L	U	YES																
M&P-XYLENES	2.0		ug/L	U	YES	UJ															Pj-
Methylene chloride	2.0		ug/L	U	YES	R															Pj-
o-Xylene	1.0		ug/L	U	YES	UJ															Pj-

* Overall result qualifier reflects summation of qualifiers added during automated data review and any qualifiers added manually for categories not assessed by automated data review

Sample Qualification Report with Reason Codes (All Results sorted by Client Sample ID)

Client Sample ID : FWGWBGmw-006C-0494-GW **Lab Report Batch :** A7G120101 **Lab ID :** STLCAN

Sample Date : 07/11/2007 **Analysis Type: RES** **Sample Matrix :** AQ

Lab Sample ID: A7G120101012

Reviewed By / Date : Heather McCoy 9/12/07 **Approved By / Date :**

Analyte Name	Result	Uncertainty / Error	Result Units	Lab Qual	Rep Res	Overall Qual*	Temp	HT	MB	LCS	MS	Lab Dup	Surr	Rep Limit	Moist Tot/Dis	Field QC	Tune	IC	ICV	CV / CCV	Reason Codes
Analysis Method : 8260B						**Dilution: 1**															
Styrene	1.0		ug/L	U	YES																
Tetrachloroethene	1.0		ug/L	U	YES																
Toluene	1.0		ug/L	U	YES																
TOTAL XYLENES	2.0		ug/L	U	YES	UJ															Pj-
trans-1,2-Dichloroethene	1.0		ug/L	U	YES																
trans-1,3-Dichloropropene	1.0		ug/L	U	YES																
Trichloroethene	1.0		ug/L	U	YES																
Vinyl chloride	1.0		ug/L	U	YES																
Analysis Method : 8270C						**Dilution: 1**															
1,2,4-Trichlorobenzene	1.0		ug/L	U	YES																
1,2-Dichlorobenzene	1.0		ug/L	U	YES																
1,3-Dichlorobenzene	1.0		ug/L	U	YES																
1,4-Dichlorobenzene	1.0		ug/L	U	YES																
2,2-OXYBIS (1-CHLOROPROPANE)	1.0		ug/L	U	YES	UJ				UJ											J-
2,4,5-Trichlorophenol	5.0		ug/L	U	YES																
2,4,6-Trichlorophenol	5.0		ug/L	U	YES																
2,4-Dichlorophenol	2.0		ug/L	U	YES																
2,4-Dimethylphenol	2.0		ug/L	U	YES																
2,4-Dinitrophenol	5.0		ug/L	U	NO	R				R	UJ										H-,J-
2,4-Dinitrotoluene	5.0		ug/L	U	YES																
2,6-Dinitrotoluene	5.0		ug/L	U	YES																
2-Chloronaphthalene	1.0		ug/L	U	YES																
2-Chlorophenol	1.0		ug/L	U	YES																
2-Methylnaphthalene	0.20		ug/L	U	YES																
2-Methylphenol	1.0		ug/L	U	YES																
2-Nitroaniline	2.0		ug/L	U	YES																
2-Nitrophenol	2.0		ug/L	U	YES																
3,3'-Dichlorobenzidine	5.0		ug/L	U	YES																
3-Nitroaniline	2.0		ug/L	U	YES																
4,6-Dinitro-2-methylphenol	5.0		ug/L	U	YES																
4-Bromophenyl phenyl ether	2.0		ug/L	U	YES																

* Overall result qualifier reflects summation of qualifiers added during automated data review and any qualifiers added manually for categories not assessed by automated data review

Sample Qualification Report with Reason Codes (All Results sorted by Client Sample ID)

Client Sample ID : FWGWBGmw-006C-0494-GW **Lab Report Batch :** A7G120101 **Lab ID :** STLCAN

Sample Date : 07/11/2007 **Analysis Type: RES** **Sample Matrix :** AQ

Lab Sample ID: A7G120101012

Reviewed By / Date : Heather Reddy 9/12/07 **Approved By / Date :**

Analyte Name	Result	Uncertainty / Error	Result Units	Lab Qual	Rep Res	Overall Qual*	Temp	HT	MB	LCS	MS	Lab Dup	Surr	Rep Limit	Moist Tot/Dis	Field QC	Tune	IC	ICV	CV / CCV	Reason Codes
Analysis Method : 8270C						**Dilution: 1**															
4-Chloro-3-methylphenol	2.0		ug/L	U	YES																
4-Chloroaniline	2.0		ug/L	U	YES																
4-Chlorophenyl phenyl ether	2.0		ug/L	U	YES																
4-Methylphenol	1.0		ug/L	U	YES																
4-Nitroanaline	2.0		ug/L	U	YES																
4-Nitrophenol	5.0		ug/L	U	YES																
Acenaphthene	0.20		ug/L	U	YES																
Acenaphthylene	0.20		ug/L	U	YES																
Anthracene	0.20		ug/L	U	YES																
Benzo(a)anthracene	0.20		ug/L	U	YES																
Benzo(a)pyrene	0.20		ug/L	U	YES																
Benzo(b)fluoranthene	0.20		ug/L	U	YES																
BENZO(G,H,I)PERYLENE	0.20		ug/L	U	YES																
Benzo(k)fluoranthene	0.20		ug/L	U	YES																
Benzoic acid	10		ug/L	U	NO	R				R	UJ										H-,J-
Benzyl alcohol	5.0		ug/L	U	YES																
bis(2-Chloroethoxy)methane	1.0		ug/L	U	YES																
bis(2-Chloroethyl) ether	1.0		ug/L	U	YES																
bis(2-Ethylhexyl) phthalate	1.1		ug/L	J B	YES	J								J							L
Butylbenzyl Phthalate	1.0		ug/L	U	YES																
Carbazole	1.0		ug/L	U	YES																
Chrysene	0.20		ug/L	U	YES																
dibenzo(a,h)anthracene	0.20		ug/L	U	YES																
Dibenzofuran	1.0		ug/L	U	YES																
Diethyl phthalate	1.0		ug/L	U	YES																
Dimethyl phthalate	1.0		ug/L	U	YES																
Di-n-butyl phthalate	1.0		ug/L	U	YES																
Di-n-octyl phthalate	1.0		ug/L	U	YES																
Fluoranthene	0.20		ug/L	U	YES																
Fluorene	0.20		ug/L	U	YES																
Hexachlorobenzene	0.20		ug/L	U	YES																

* Overall result qualifier reflects summation of qualifiers added during automated data review and any qualifiers added manually for categories not assessed by automated data review

Sample Qualification Report with Reason Codes (All Results sorted by Client Sample ID)

Client Sample ID : FWGWBGmw-006C-0494-GW **Lab Report Batch :** A7G120101 **Lab ID :** STLCAN

Sample Date : 07/11/2007 **Analysis Type: RES** **Sample Matrix :** AQ

Lab Sample ID: A7G120101012

Reviewed By / Date : Heather McCoy 9/12/07 **Approved By / Date :**

Analyte Name	Result	Uncertainty / Error	Result Units	Lab Qual	Rep Res	Overall Qual*	Temp	HT	MB	LCS	MS	Lab Dup	Surr	Rep Limit	Moist Tot/Dis	Field QC	Tune	IC	ICV	CV / CCV	Reason Codes
Analysis Method : 8270C						**Dilution: 1**															
Hexachlorobutadiene	1.0		ug/L	U	YES																
Hexachlorocyclopentadiene	10		ug/L	U	NO	R				R	UJ										I,J-,H-
Hexachloroethane	1.0		ug/L	U	NO	R				R	UJ										H-,J-
Indeno(1,2,3-cd)pyrene	0.20		ug/L	U	YES																
Isophorone	1.0		ug/L	U	YES																
Naphthalene	0.20		ug/L	U	YES																
Nitrobenzene	1.0		ug/L	U	YES																
N-nitroso-di-n-propylamine	1.0		ug/L	U	YES																
N-Nitrosodiphenylamine	1.0		ug/L	U	YES																
Pentachlorophenol	5.0		ug/L	U	YES																
Phenanthrene	0.20		ug/L	U	YES																
Phenol	1.0		ug/L	U	YES																
Pyrene	0.20		ug/L	U	YES																
Analysis Method : 9012A						**Dilution: 1**															
Cyanide	0.010		mg/L	U	YES																
Analysis Method : SW8330 Modified						**Dilution: 1**															
Nitroguanidine	20		ug/L	U	YES																

* Overall result qualifier reflects summation of qualifiers added during automated data review and any qualifiers added manually for categories not assessed by automated data review

Sample Qualification Report with Reason Codes (All Results sorted by Client Sample ID)

Client Sample ID : FWGWBGmw-007C-0495-GF **Lab Report Batch :** A7G120101 **Lab ID :** STLCAN

Sample Date : 07/11/2007 **Analysis Type: RES/TOT** **Sample Matrix :** AQ

Lab Sample ID: A7G120101024

Reviewed By / Date : Heather McCloy 9/12/07 **Approved By / Date :**

Analyte Name	Result	Uncertainty / Error	Result Units	Lab Qual	Rep Res	Overall Qual*	Temp	HT	MB	LCS	MS	Lab Dup	Surr	Rep Limit	Moist Tot/Dis	Field QC	Tune	IC	ICV	CV / CCV	Reason Codes
Analysis Method : 6010B						**Dilution: 1**															
Arsenic	4.8		ug/L	B	YES	J								J							L
Barium	36.6		ug/L		YES																
Calcium	64800		ug/L	J	YES																
Chromium	5.0		ug/L	U	YES																
Cobalt	5.0		ug/L	U	YES																
Copper	5.0		ug/L	U	YES																
Lead	3.0		ug/L	U	YES																
Magnesium	17300		ug/L		YES																
Manganese	118		ug/L		YES																
Nickel	10.0		ug/L	U	YES																
Potassium	1120		ug/L	J	YES	J															P-J
Selenium	5.0		ug/L	U	YES																
Silver	5.0		ug/L	U	YES																
Sodium	4990		ug/L		YES																
Vanadium	10.0		ug/L	U	YES																
Analysis Method : 6020						**Dilution: 1**															
Aluminum	50.0		ug/L	U	YES																
Antimony	2.0		ug/L	U	YES																
Beryllium	1.0		ug/L	U	YES																
Cadmium	0.50		ug/L	U	YES																
Iron	604		ug/L	J	YES	J															P-J
Thallium	1.0		ug/L	U	YES																
Zinc	10.0		ug/L	U	YES																
Analysis Method : 7470A						**Dilution: 1**															
Mercury	0.20		ug/L	U	YES																

* Overall result qualifier reflects summation of qualifiers added during automated data review and any qualifiers added manually for categories not assessed by automated data review

Sample Qualification Report with Reason Codes (All Results sorted by Client Sample ID)

Client Sample ID : FWGWBGmw-007C-0495-GW **Lab Report Batch :** A7G120101 **Lab ID :** STLCAN

Sample Date : 07/11/2007 **Analysis Type: DL** **Sample Matrix :** AQ

Lab Sample ID: A7G120101023

Reviewed By / Date : Heather McElroy 9/12/07 **Approved By / Date :**

Analyte Name	Result	Uncertainty / Error	Result Units	Lab Qual	Rep Res	Overall Qual*	Temp	HT	MB	LCS	MS	Lab Dup	Surr	Rep Limit	Moist Tot/Dis	Field QC	Tune	IC	ICV	CV / CCV	Reason Codes
Analysis Method : 8330						**Dilution: 1.07**															
1,3,5-Trinitrobenzene	0.11		ug/L	U	YES																
1,3-Dinitrobenzene	0.11		ug/L	U	YES																
2,4,6-TNT	0.11		ug/L	U	YES																
2,4-Dinitrotoluene	0.11		ug/L	U	YES																
2,6-Dinitrotoluene	0.11		ug/L	U	YES																
2-Amino-4,6-dinitrotoluene	0.11		ug/L	U	YES																
2-Nitrotoluene	0.54		ug/L	U	YES																
3-Nitrotoluene	0.54		ug/L	U	YES																
4-Amino-2,6-Dinitrotoluene	0.11		ug/L	U	YES																
4-Nitrotoluene	0.54		ug/L	U	YES																
HMX	0.11		ug/L	U	YES																
Nitrobenzene	0.064		ug/L	J	YES	BJ								J		FB					L, N
NITROGLYCERINE	0.70		ug/L	U	YES																
Pentaerythritol Tetranitrate (PETN)	0.70		ug/L	U	YES																
RDX	0.11		ug/L	U	YES																
TETRYL	0.11		ug/L	U	YES																

* Overall result qualifier reflects summation of qualifiers added during automated data review and any qualifiers added manually for categories not assessed by automated data review

Sample Qualification Report with Reason Codes (All Results sorted by Client Sample ID)

Client Sample ID : FWGWBGmw-007C-0495-GW **Lab Report Batch :** A7G120101 **Lab ID :** STLCAN

Sample Date : 07/11/2007 **Analysis Type: RE** **Sample Matrix :** AQ

Lab Sample ID: A7G120101023

Reviewed By / Date : Heather Medley 9/12/07 **Approved By / Date :**

Analyte Name	Result	Uncertainty / Error	Result Units	Lab Qual	Rep Res	Overall Qual*	Temp	HT	MB	LCS	MS	Lab Dup	Surr	Rep Limit	Moist Tot/Dis	Field QC	Tune	IC	ICV	CV / CCV	Reason Codes
Analysis Method : 8270C						**Dilution: 1**															
1,2,4-Trichlorobenzene	1.0		ug/L	U	NO	R		R													D-
1,2-Dichlorobenzene	1.0		ug/L	U	NO	R		R													D-
1,3-Dichlorobenzene	1.0		ug/L	U	NO	R		R													D-
1,4-Dichlorobenzene	1.0		ug/L	U	NO	R		R													D-
2,2-OXYBIS (1-CHLOROPROPANE)	1.0		ug/L	U	NO	R		R		UJ											J-,D-
2,4,5-Trichlorophenol	5.0		ug/L	U	NO	R		R													D-
2,4,6-Trichlorophenol	5.0		ug/L	U	NO	R		R													D-
2,4-Dichlorophenol	2.0		ug/L	U	NO	R		R													D-
2,4-Dimethylphenol	2.0		ug/L	U	NO	R		R													D-
2,4-Dinitrophenol	5.0		ug/L	U	YES	R		R		R	UJ										H-,D-,J-
2,4-Dinitrotoluene	5.0		ug/L	U	NO	R		R													D-
2,6-Dinitrotoluene	5.0		ug/L	U	NO	R		R													D-
2-Chloronaphthalene	1.0		ug/L	U	NO	R		R													D-
2-Chlorophenol	1.0		ug/L	U	NO	R		R													D-
2-Methylnaphthalene	0.20		ug/L	U	NO	R		R													D-
2-Methylphenol	1.0		ug/L	U	NO	R		R													D-
2-Nitroaniline	2.0		ug/L	U	NO	R		R													D-
2-Nitrophenol	2.0		ug/L	U	NO	R		R													D-
3,3'-Dichlorobenzidine	5.0		ug/L	U	NO	R		R													D-
3-Nitroaniline	2.0		ug/L	U	NO	R		R													D-
4,6-Dinitro-2-methylphenol	5.0		ug/L	U	NO	R		R													D-
4-Bromophenyl phenyl ether	2.0		ug/L	U	NO	R		R													D-
4-Chloro-3-methylphenol	2.0		ug/L	U	NO	R		R													D-
4-Chloroaniline	2.0		ug/L	U	NO	R		R													D-
4-Chlorophenyl phenyl ether	2.0		ug/L	U	NO	R		R													D-
4-Methylphenol	1.0		ug/L	U	NO	R		R													D-
4-Nitroanaline	2.0		ug/L	U	NO	R		R													D-
4-Nitrophenol	5.0		ug/L	U	NO	R		R													D-
Acenaphthene	0.20		ug/L	U	NO	R		R													D-
Acenaphthylene	0.20		ug/L	U	NO	R		R													D-
Anthracene	0.20		ug/L	U	NO	R		R													D-

* Overall result qualifier reflects summation of qualifiers added during automated data review and any qualifiers added manually for categories not assessed by automated data review

Sample Qualification Report with Reason Codes (All Results sorted by Client Sample ID)

Client Sample ID : FWGWBGmw-007C-0495-GW **Lab Report Batch :** A7G120101 **Lab ID :** STLCAN

Sample Date : 07/11/2007 **Analysis Type: RE** **Sample Matrix :** AQ

Lab Sample ID: A7G120101023

Reviewed By / Date : Heather Reilly 9/12/07 **Approved By / Date :**

Analyte Name	Result	Uncertainty / Error	Result Units	Lab Qual	Rep Res	Overall Qual*	Temp	HT	MB	LCS	MS	Lab Dup	Surr	Rep Limit	Moist Tot/Dis	Field QC	Tune	IC	ICV	CV / CCV	Reason Codes
Analysis Method : 8270C						**Dilution: 1**															
Benzo(a)anthracene	0.20		ug/L	U	NO	R		R													D-
Benzo(a)pyrene	0.20		ug/L	U	NO	R		R													D-
Benzo(b)fluoranthene	0.20		ug/L	U	NO	R		R													D-
BENZO(G,H,I)PERYLENE	0.20		ug/L	U	NO	R		R													D-
Benzo(k)fluoranthene	0.20		ug/L	U	NO	R		R													D-
Benzoic acid	10		ug/L	U	YES	R		R		R	UJ										H-,D-,J-
Benzyl alcohol	5.0		ug/L	U	NO	R		R													D-
bis(2-Chloroethoxy)methane	1.0		ug/L	U	NO	R		R													D-
bis(2-Chloroethyl) ether	1.0		ug/L	U	NO	R		R													D-
bis(2-Ethylhexyl) phthalate	4.0		ug/L	J B	NO	UJR		JR						J		U					L 40
Butylbenzyl Phthalate	1.0		ug/L	U	NO	R		R													D-
Carbazole	1.0		ug/L	U	NO	R		R													D-
Chrysene	0.20		ug/L	U	NO	R		R													D-
dibenzo(a,h)anthracene	0.20		ug/L	U	NO	R		R													D-
Dibenzofuran	1.0		ug/L	U	NO	R		R													D-
Diethyl phthalate	1.0		ug/L	U	NO	R		R													D-
Dimethyl phthalate	1.0		ug/L	U	NO	R		R													D-
Di-n-butyl phthalate	1.0		ug/L	U	NO	R		R													D-
Di-n-octyl phthalate	1.0		ug/L	U	NO	R		R													D-
Fluoranthene	0.20		ug/L	U	NO	R		R													D-
Fluorene	0.20		ug/L	U	NO	R		R													D-
Hexachlorobenzene	0.20		ug/L	U	NO	R		R													D-
Hexachlorobutadiene	1.0		ug/L	U	NO	R		R													D-
Hexachlorocyclopentadiene	10		ug/L	U	YES	R		R		R	UJ										I,D-,J-,H-
Hexachloroethane	1.0		ug/L	U	YES	R		R													D-
Indeno(1,2,3-cd)pyrene	0.20		ug/L	U	NO	R		R													D-
Isophorone	1.0		ug/L	U	NO	R		R													D-
Naphthalene	0.20		ug/L	U	NO	R		R													D-
Nitrobenzene	1.0		ug/L	U	NO	R		R													D-
N-nitroso-di-n-propylamine	1.0		ug/L	U	NO	R		R													D-
N-Nitrosodiphenylamine	1.0		ug/L	U	NO	R		R													D-

* Overall result qualifier reflects summation of qualifiers added during automated data review and any qualifiers added manually for categories not assessed by automated data review

Sample Qualification Report with Reason Codes (All Results sorted by Client Sample ID)

Client Sample ID : FWGWBGmw-007C-0495-GW **Lab Report Batch :** A7G120101 **Lab ID :** STLCAN

Sample Date : 07/11/2007 **Analysis Type: RE** **Sample Matrix :** AQ

Lab Sample ID: A7G120101023

Reviewed By / Date : Heather McCoy 9/12/07 **Approved By / Date :**

Analyte Name	Result	Uncertainty / Error	Result Units	Lab Qual	Rep Res	Overall Qual*	Temp	HT	MB	LCS	MS	Lab Dup	Surr	Rep Limit	Moist Tot/Dis	Field QC	Tune	IC	ICV	CV / CCV	Reason Codes
Analysis Method : 8270C						**Dilution: 1**															
Pentachlorophenol	5.0		ug/L	U	NO	R		R													D-
Phenanthrene	0.20		ug/L	U	NO	R		R													D-
Phenol	1.0		ug/L	U	NO	R		R													D-
Pyrene	0.20		ug/L	U	NO	R		R													D-

* Overall result qualifier reflects summation of qualifiers added during automated data review and any qualifiers added manually for categories not assessed by automated data review

Sample Qualification Report with Reason Codes (All Results sorted by Client Sample ID)

Client Sample ID : FWGWBGmw-007C-0495-GW **Lab Report Batch :** A7G120101 **Lab ID :** STLCAN

Sample Date : 07/11/2007 **Analysis Type: RES** **Sample Matrix :** AQ

Lab Sample ID: A7G120101023

Reviewed By / Date : Heather Heeley 9/12/07 **Approved By / Date :**

Analyte Name	Result	Uncertainty / Error	Result Units	Lab Qual	Rep Res	Overall Qual*	Temp	HT	MB	LCS	MS	Lab Dup	Surr	Rep Limit	Moist Tot/Dis	Field QC	Tune	IC	ICV	CV / CCV	Reason Codes
Analysis Method : 353.2 Modified						**Dilution: 1**															
Nitrocellulose	0.14		mg/L	B	YES	J					J			J							L
Analysis Method : 8081A						**Dilution: 1**															
4,4'-DDD	0.030		ug/L	U	YES																
4,4'-DDE	0.030		ug/L	U	YES																
4,4'-DDT	0.030		ug/L	U	YES																
Aldrin	0.030		ug/L	U	YES																
alpha-BHC	0.030		ug/L	U	YES																
alpha-Chordane	0.030		ug/L	U	YES																
beta-BHC	0.030		ug/L	U	YES																
delta-BHC	0.030		ug/L	U	YES																
Dieldrin	0.030		ug/L	U	YES																
Endosulfan I	0.025		ug/L	U	YES	UJ				UJ											J-
Endosulfan II	0.025		ug/L	U	YES																
Endosulfan sulfate	0.030		ug/L	U	YES																
Endrin	0.030		ug/L	U	YES																
Endrin aldehyde	0.030		ug/L	U	YES																
Endrin ketone	0.030		ug/L	U	YES																
gamma-BHC	0.030		ug/L	U	YES																
gamma-Chlordane	0.030		ug/L	U	YES																
Heptachlor	0.030		ug/L	U	YES																
Heptachlor epoxide	0.030		ug/L	U	YES																
Methoxychlor	0.10		ug/L	U	YES																
Toxaphene	2.0		ug/L	U	YES																
Analysis Method : 8082						**Dilution: 1**															
Aroclor 1016	0.50		ug/L	U	YES																
Aroclor 1221	0.50		ug/L	U	YES																
Aroclor 1232	0.50		ug/L	U	YES																
Aroclor 1242	0.50		ug/L	U	YES																
Aroclor 1248	0.50		ug/L	U	YES																
Aroclor 1254	0.50		ug/L	U	YES																
Aroclor 1260	0.50		ug/L	U	YES																
Analysis Method : 8260B						**Dilution: 1**															

* Overall result qualifier reflects summation of qualifiers added during automated data review and any qualifiers added manually for categories not assessed by automated data review

Sample Qualification Report with Reason Codes (All Results sorted by Client Sample ID)

Client Sample ID : FWGWBGmw-007C-0495-GW **Lab Report Batch :** A7G120101 **Lab ID :** STLCAN

Sample Date : 07/11/2007 **Analysis Type: RES** **Sample Matrix :** AQ

Lab Sample ID: A7G120101023

Reviewed By / Date : Heather Kelly 9/12/07 **Approved By / Date :**

Analyte Name	Result	Uncertainty / Error	Result Units	Lab Qual	Rep Res	Overall Qual*	Temp	HT	MB	LCS	MS	Lab Dup	Surr	Rep Limit	Moist Tot/Dis	Field QC	Tune	IC	ICV	CV / CCV	Reason Codes
Analysis Method : 8260B						**Dilution: 1**															
1,1,1-Trichloroethane	1.0		ug/L	U	YES																
1,1,2,2-Tetrachloroethane	1.0		ug/L	U	YES																
1,1,2-Trichloroethane	1.0		ug/L	U	YES																
1,1-Dichloroethane	1.0		ug/L	U	YES																
1,1-Dichloroethene	0.32		ug/L	J	YES	J								J							L
1,2-Dibromoethane	1.0		ug/L	U	YES																
1,2-Dichloroethane	1.0		ug/L	U	YES																
1,2-Dichloroethene (total)	1.0		ug/L	U	YES																
1,2-Dichloropropane	1.0		ug/L	U	YES																
2-Butanone	10		ug/L	U	YES																
2-Hexanone	10		ug/L	U	YES	R					UJ										Pj-,H-
4-Methyl-2-pentanone	10		ug/L	U	YES	UJ					UJ										Pj-,H-
Acetone	10		ug/L	U	YES	R					UJ										Pj-,H-
Benzene	1.0		ug/L	U	YES																
Bromochloromethane	1.0		ug/L	U	YES																
Bromodichloromethane	1.0		ug/L	U	YES																
Bromoform	1.0		ug/L	U	YES																
Bromomethane	1.0		ug/L	U	YES	UJ													UJ		U-
Carbon disulfide	1.0		ug/L	U	YES																
Carbon tetrachloride	1.0		ug/L	U	YES																
Chlorobenzene	1.0		ug/L	U	YES																
Chloroethane	1.0		ug/L	U	YES	UJ															Pj-
Chloroform	1.0		ug/L	U	YES																
Chloromethane	1.0		ug/L	U	YES																
cis-1,2-Dichloroethene	1.0		ug/L	U	YES																
cis-1,3-Dichloropropene	1.0		ug/L	U	YES																
Dibromochloromethane	1.0		ug/L	U	YES																
Ethylbenzene	1.0		ug/L	U	YES																
M&P-XYLENES	2.0		ug/L	U	YES	UJ															Pj-
Methylene chloride	2.0		ug/L	U	YES	R															Pj-
o-Xylene	1.0		ug/L	U	YES	UJ															Pj-

* Overall result qualifier reflects summation of qualifiers added during automated data review and any qualifiers added manually for categories not assessed by automated data review

Sample Qualification Report with Reason Codes (All Results sorted by Client Sample ID)

Client Sample ID : FWGWBGmw-007C-0495-GW **Lab Report Batch :** A7G120101 **Lab ID :** STLCAN

Sample Date : 07/11/2007 **Analysis Type: RES** **Sample Matrix :** AQ

Lab Sample ID: A7G120101023

Reviewed By / Date : Heather Kelley 9/12/07 **Approved By / Date :**

Analyte Name	Result	Uncertainty / Error	Result Units	Lab Qual	Rep Res	Overall Qual*	Temp	HT	MB	LCS	MS	Lab Dup	Surr	Rep Limit	Moist Tot/Dis	Field QC	Tune	IC	ICV	CV / CCV	Reason Codes
Analysis Method : 8260B						**Dilution: 1**															
Styrene	1.0		ug/L	U	YES																
Tetrachloroethene	1.0		ug/L	U	YES																
Toluene	1.0		ug/L	U	YES																
TOTAL XYLENES	2.0		ug/L	U	YES	UJ															Pj-
trans-1,2-Dichloroethene	1.0		ug/L	U	YES																
trans-1,3-Dichloropropene	1.0		ug/L	U	YES																
Trichloroethene	1.0		ug/L	U	YES																
Vinyl chloride	1.0		ug/L	U	YES																
Analysis Method : 8270C						**Dilution: 1**															
1,2,4-Trichlorobenzene	1.0		ug/L	U	YES																
1,2-Dichlorobenzene	1.0		ug/L	U	YES																
1,3-Dichlorobenzene	1.0		ug/L	U	YES																
1,4-Dichlorobenzene	1.0		ug/L	U	YES																
2,2-OXYBIS (1-CHLOROPROPANE)	1.0		ug/L	U	YES	UJ				UJ											J-
2,4,5-Trichlorophenol	5.0		ug/L	U	YES	UJ							UJ								G-
2,4,6-Trichlorophenol	5.0		ug/L	U	YES	UJ							UJ								G-
2,4-Dichlorophenol	2.0		ug/L	U	YES	UJ							UJ								G-
2,4-Dimethylphenol	2.0		ug/L	U	YES	UJ							UJ								G-
2,4-Dinitrophenol	5.0		ug/L	U	NO	R				R	UJ		UJ								G-,J-,H-
2,4-Dinitrotoluene	5.0		ug/L	U	YES																
2,6-Dinitrotoluene	5.0		ug/L	U	YES																
2-Chloronaphthalene	1.0		ug/L	U	YES																
2-Chlorophenol	1.0		ug/L	U	YES	UJ							UJ								G-
2-Methylnaphthalene	0.20		ug/L	U	YES																
2-Methylphenol	1.0		ug/L	U	YES	UJ							UJ								G-
2-Nitroaniline	2.0		ug/L	U	YES																
2-Nitrophenol	2.0		ug/L	U	YES	UJ							UJ								G-
3,3'-Dichlorobenzidine	5.0		ug/L	U	YES																
3-Nitroaniline	2.0		ug/L	U	YES																
4,6-Dinitro-2-methylphenol	5.0		ug/L	U	YES	UJ							UJ								G-
4-Bromophenyl phenyl ether	2.0		ug/L	U	YES																

* Overall result qualifier reflects summation of qualifiers added during automated data review and any qualifiers added manually for categories not assessed by automated data review

Sample Qualification Report with Reason Codes (All Results sorted by Client Sample ID)

Client Sample ID : FWGWBGmw-007C-0495-GW **Lab Report Batch :** A7G120101 **Lab ID :** STLCAN

Sample Date : 07/11/2007 **Analysis Type: RES** **Sample Matrix :** AQ

Lab Sample ID: A7G120101023

Reviewed By / Date : Heather Medley 9/12/07 **Approved By / Date :**

Analyte Name	Result	Uncertainty / Error	Result Units	Lab Qual	Rep Res	Overall Qual*	Temp	HT	MB	LCS	MS	Lab Dup	Surr	Rep Limit	Moist Tot/Dis	Field QC	Tune	IC	ICV	CV / CCV	Reason Codes
Analysis Method : 8270C						**Dilution: 1**															
4-Chloro-3-methylphenol	2.0		ug/L	U	YES	UJ							UJ								G-
4-Chloroaniline	2.0		ug/L	U	YES																
4-Chlorophenyl phenyl ether	2.0		ug/L	U	YES																
4-Methylphenol	1.0		ug/L	U	YES	UJ							UJ								G-
4-Nitroanaline	2.0		ug/L	U	YES																
4-Nitrophenol	5.0		ug/L	U	YES	UJ							UJ								G-
Acenaphthene	0.20		ug/L	U	YES																
Acenaphthylene	0.20		ug/L	U	YES																
Anthracene	0.20		ug/L	U	YES																
Benzo(a)anthracene	0.20		ug/L	U	YES																
Benzo(a)pyrene	0.20		ug/L	U	YES																
Benzo(b)fluoranthene	0.20		ug/L	U	YES																
BENZO(G,H,I)PERYLENE	0.20		ug/L	U	YES																
Benzo(k)fluoranthene	0.20		ug/L	U	YES																
Benzoic acid	10		ug/L	U	NO	R				R	UJ		UJ								G-,J-,H-
Benzyl alcohol	5.0		ug/L	U	YES	UJ							UJ								G-
bis(2-Chloroethoxy)methane	1.0		ug/L	U	YES																
bis(2-Chloroethyl) ether	1.0		ug/L	U	YES																
bis(2-Ethylhexyl) phthalate	2.5		ug/L	J B	YES	J								J							L
Butylbenzyl Phthalate	1.0		ug/L	U	YES																
Carbazole	1.0		ug/L	U	YES																
Chrysene	0.20		ug/L	U	YES																
dibenzo(a,h)anthracene	0.20		ug/L	U	YES																
Dibenzofuran	1.0		ug/L	U	YES																
Diethyl phthalate	1.0		ug/L	U	YES																
Dimethyl phthalate	1.0		ug/L	U	YES																
Di-n-butyl phthalate	1.0		ug/L	U	YES																
Di-n-octyl phthalate	1.0		ug/L	U	YES																
Fluoranthene	0.20		ug/L	U	YES																
Fluorene	0.20		ug/L	U	YES																
Hexachlorobenzene	0.20		ug/L	U	YES																

* Overall result qualifier reflects summation of qualifiers added during automated data review and any qualifiers added manually for categories not assessed by automated data review

Sample Qualification Report with Reason Codes (All Results sorted by Client Sample ID)

Client Sample ID : FWGWBGmw-007C-0495-GW **Lab Report Batch :** A7G120101 **Lab ID :** STLCAN

Sample Date : 07/11/2007 **Analysis Type: RES** **Sample Matrix :** AQ

Lab Sample ID: A7G120101023

Reviewed By / Date : Heather McCoy 9/12/07 **Approved By / Date :**

Analyte Name	Result	Uncertainty / Error	Result Units	Lab Qual	Rep Res	Overall Qual*	Temp	HT	MB	LCS	MS	Lab Dup	Surr	Rep Limit	Moist Tot/Dis	Field QC	Tune	IC	ICV	CV / CCV	Reason Codes
Analysis Method : 8270C						**Dilution: 1**															
Hexachlorobutadiene	1.0		ug/L	U	YES																
Hexachlorocyclopentadiene	10		ug/L	U	NO	**R**				R	UJ										I,J-,H-
Hexachloroethane	1.0		ug/L	U	NO	**R**				R	UJ										H-,J-
Indeno(1,2,3-cd)pyrene	0.20		ug/L	U	YES																
Isophorone	1.0		ug/L	U	YES																
Naphthalene	0.20		ug/L	U	YES																
Nitrobenzene	1.0		ug/L	U	YES																
N-nitroso-di-n-propylamine	1.0		ug/L	U	YES																
N-Nitrosodiphenylamine	1.0		ug/L	U	YES																
Pentachlorophenol	5.0		ug/L	U	YES	**UJ**							UJ								G-
Phenanthrene	0.20		ug/L	U	YES																
Phenol	1.0		ug/L	U	YES	**UJ**							UJ								G-
Pyrene	0.20		ug/L	U	YES																
Analysis Method : 9012A						**Dilution: 1**															
Cyanide	0.010		mg/L	U	YES																
Analysis Method : SW8330 Modified						**Dilution: 1**															
Nitroguanidine	20		ug/L	U	YES																

* Overall result qualifier reflects summation of qualifiers added during automated data review and any qualifiers added manually for categories not assessed by automated data review

Sample Qualification Report with Reason Codes (All Results sorted by Client Sample ID)

Client Sample ID : FWGWBGmw-009C-0496-GF **Lab Report Batch :** A7G120101 **Lab ID :** STLCAN

Sample Date : 07/11/2007 **Analysis Type: RES/TOT** **Sample Matrix :** AQ

Lab Sample ID: A7G120101002

Reviewed By / Date : Heather Kelley 9/12/07 **Approved By / Date :**

Analyte Name	Result	Uncertainty / Error	Result Units	Lab Qual	Rep Res	Overall Qual*	Temp	HT	MB	LCS	MS	Lab Dup	Surr	Rep Limit	Moist Tot/Dis	Field QC	Tune	IC	ICV	CV / CCV	Reason Codes
Analysis Method : 6010B						**Dilution: 1**															
Arsenic	5.0		ug/L	U	YES																
Barium	13.0		ug/L		YES																
Calcium	83300		ug/L	J	YES																
Chromium	5.0		ug/L	U	YES																
Cobalt	5.0		ug/L	U	YES																
Copper	5.0		ug/L	U	YES																
Lead	3.0		ug/L	U	YES																
Magnesium	25500		ug/L		YES																
Manganese	106		ug/L		YES																
Nickel	10.0		ug/L	U	YES																
Potassium	850		ug/L	B J	YES	J								J							L
Selenium	5.0		ug/L	U	YES																
Silver	5.0		ug/L	U	YES																
Sodium	4330		ug/L		YES																
Vanadium	10.0		ug/L	U	YES																
Analysis Method : 6020						**Dilution: 1**															
Aluminum	50.0		ug/L	U	YES																
Antimony	0.16		ug/L	B	YES	J								J							L
Beryllium	1.0		ug/L	U	YES																
Cadmium	0.50		ug/L	U	YES																
Iron	362		ug/L	J	YES	J															
Thallium	1.0		ug/L	U	YES																
Zinc	10.0		ug/L	U	YES																
Analysis Method : 7470A						**Dilution: 1**															
Mercury	0.20		ug/L	U	YES																

* Overall result qualifier reflects summation of qualifiers added during automated data review and any qualifiers added manually for categories not assessed by automated data review

Sample Qualification Report with Reason Codes (All Results sorted by Client Sample ID)

Client Sample ID : FWGWBGmw-009C-0496-GW **Lab Report Batch :** A7G120101 **Lab ID :** STLCAN

Sample Date : 07/11/2007 **Analysis Type: DL** **Sample Matrix :** AQ

Lab Sample ID: A7G120101001

Reviewed By / Date : Heather Medley 9/12/07 **Approved By / Date :**

Analyte Name	Result	Uncertainty / Error	Result Units	Lab Qual	Rep Res	Overall Qual*	Temp	HT	MB	LCS	MS	Lab Dup	Surr	Rep Limit	Moist Tot/Dis	Field QC	Tune	IC	ICV	CV / CCV	Reason Codes
Analysis Method : 8330						**Dilution: 0.99**															
1,3,5-Trinitrobenzene	0.099		ug/L	U	YES																
1,3-Dinitrobenzene	0.099		ug/L	U	YES																
2,4,6-TNT	0.099		ug/L	U	YES																
2,4-Dinitrotoluene	0.099		ug/L	U	YES																
2,6-Dinitrotoluene	0.099		ug/L	U	YES																
2-Amino-4,6-dinitrotoluene	0.099		ug/L	U	YES																
2-Nitrotoluene	0.50		ug/L	U	YES																
3-Nitrotoluene	0.50		ug/L	U	YES																
4-Amino-2,6-Dinitrotoluene	0.099		ug/L	U	YES																
4-Nitrotoluene	0.50		ug/L	U	YES																
HMX	2.0		ug/L		YES																
Nitrobenzene	0.099		ug/L	U	YES																
NITROGLYCERINE	0.64		ug/L	U	YES																
Pentaerythritol Tetranitrate (PETN)	0.64		ug/L	U	YES																
RDX	9.0		ug/L		YES	J															P5
TETRYL	0.099		ug/L	U	YES																

* Overall result qualifier reflects summation of qualifiers added during automated data review and any qualifiers added manually for categories not assessed by automated data review

Sample Qualification Report with Reason Codes (All Results sorted by Client Sample ID)

Client Sample ID : FWGWBGmw-009C-0496-GW **Lab Report Batch :** A7G120101 **Lab ID :** STLCAN

Sample Date : 07/11/2007 **Analysis Type: RE** **Sample Matrix :** AQ

Lab Sample ID: A7G120101001

Reviewed By / Date : Heather Medley 9/12/07 **Approved By / Date :**

Analyte Name	Result	Uncertainty / Error	Result Units	Lab Qual	Rep Res	Overall Qual*	Temp	HT	MB	LCS	MS	Lab Dup	Surr	Rep Limit	Moist Tot/Dis	Field QC	Tune	IC	ICV	CV / CCV	Reason Codes
Analysis Method : 8270C						**Dilution: 1**															
1,2,4-Trichlorobenzene	1.0		ug/L	U	NO	R		R													D-
1,2-Dichlorobenzene	1.0		ug/L	U	NO	R		R													D-
1,3-Dichlorobenzene	1.0		ug/L	U	NO	R		R													D-
1,4-Dichlorobenzene	1.0		ug/L	U	NO	R		R													D-
2,2-OXYBIS (1-CHLOROPROPANE)	1.0		ug/L	U	NO	R		R		UJ											J-,D-
2,4,5-Trichlorophenol	5.0		ug/L	U	NO	R		R					UJ								G-,D-
2,4,6-Trichlorophenol	5.0		ug/L	U	NO	R		R					UJ								G-,D-
2,4-Dichlorophenol	2.0		ug/L	U	NO	R		R					UJ								G-,D-
2,4-Dimethylphenol	2.0		ug/L	U	NO	R		R					UJ								G-,D-
2,4-Dinitrophenol	5.0		ug/L	U	YES	R		R		R	UJ		UJ								G-,D-,J-,H
2,4-Dinitrotoluene	5.0		ug/L	U	NO	R		R													D-
2,6-Dinitrotoluene	5.0		ug/L	U	NO	R		R													D-
2-Chloronaphthalene	1.0		ug/L	U	NO	R		R													D-
2-Chlorophenol	1.0		ug/L	U	NO	R		R					UJ								G-,D-
2-Methylnaphthalene	0.20		ug/L	U	NO	R		R													D-
2-Methylphenol	1.0		ug/L	U	NO	R		R					UJ								G-,D-
2-Nitroaniline	2.0		ug/L	U	NO	R		R													D-
2-Nitrophenol	2.0		ug/L	U	NO	R		R					UJ								G-,D-
3,3'-Dichlorobenzidine	5.0		ug/L	U	NO	R		R													D-
3-Nitroaniline	2.0		ug/L	U	NO	R		R													D-
4,6-Dinitro-2-methylphenol	5.0		ug/L	U	NO	R		R					UJ								G-,D-
4-Bromophenyl phenyl ether	2.0		ug/L	U	NO	R		R													D-
4-Chloro-3-methylphenol	2.0		ug/L	U	NO	R		R					UJ								G-,D-
4-Chloroaniline	2.0		ug/L	U	NO	R		R													D-
4-Chlorophenyl phenyl ether	2.0		ug/L	U	NO	R		R													D-
4-Methylphenol	1.0		ug/L	U	NO	R		R					UJ								G-,D-
4-Nitroanaline	2.0		ug/L	U	NO	R		R													D-
4-Nitrophenol	5.0		ug/L	U	NO	R		R					UJ								G-,D-
Acenaphthene	0.20		ug/L	U	NO	R		R													D-
Acenaphthylene	0.20		ug/L	U	NO	R		R													D-
Anthracene	0.20		ug/L	U	NO	R		R													D-

* Overall result qualifier reflects summation of qualifiers added during automated data review and any qualifiers added manually for categories not assessed by automated data review

Sample Qualification Report with Reason Codes (All Results sorted by Client Sample ID)

Client Sample ID : FWGWBGmw-009C-0496-GW **Lab Report Batch :** A7G120101 **Lab ID :** STLCAN

Sample Date : 07/11/2007 **Analysis Type: RE** **Sample Matrix :** AQ

Lab Sample ID: A7G120101001

Reviewed By / Date : Heather Medley 9/12/07 **Approved By / Date :**

Analyte Name	Result	Uncertainty / Error	Result Units	Lab Qual	Rep Res	Overall Qual*	Temp	HT	MB	LCS	MS	Lab Dup	Surr	Rep Limit	Moist Tot/Dis	Field QC	Tune	IC	ICV	CV / CCV	Reason Codes
Analysis Method : 8270C						**Dilution: 1**															
Benzo(a)anthracene	0.20		ug/L	U	NO	R		R													D-
Benzo(a)pyrene	0.20		ug/L	U	NO	R		R													D-
Benzo(b)fluoranthene	0.20		ug/L	U	NO	R		R													D-
BENZO(G,H,I)PERYLENE	0.20		ug/L	U	NO	R		R													D-
Benzo(k)fluoranthene	0.20		ug/L	U	NO	R		R													D-
Benzoic acid	10		ug/L	U	YES	R		R		R	UJ		UJ								G-,D-,J-,H
Benzyl alcohol	5.0		ug/L	U	NO	R		R					UJ								G-,D-
bis(2-Chloroethoxy)methane	1.0		ug/L	U	NO	R		R													D-
bis(2-Chloroethyl) ether	1.0		ug/L	U	NO	R		R													D-
bis(2-Ethylhexyl) phthalate	2.0		ug/L	J B	NO	UJR		JR						J		U					L,D-
Butylbenzyl Phthalate	1.0		ug/L	U	NO	R		R													D-
Carbazole	1.0		ug/L	U	NO	R		R													D-
Chrysene	0.20		ug/L	U	NO	R		R													D-
dibenzo(a,h)anthracene	0.20		ug/L	U	NO	R		R													D-
Dibenzofuran	1.0		ug/L	U	NO	R		R													D-
Diethyl phthalate	1.0		ug/L	U	NO	R		R													D-
Dimethyl phthalate	1.0		ug/L	U	NO	R		R													D-
Di-n-butyl phthalate	1.2		ug/L		NO	JR		JR													
Di-n-octyl phthalate	1.0		ug/L	U	NO	R		R													D-
Fluoranthene	0.20		ug/L	U	NO	R		R													D-
Fluorene	0.20		ug/L	U	NO	R		R													D-
Hexachlorobenzene	0.20		ug/L	U	NO	R		R													D-
Hexachlorobutadiene	1.0		ug/L	U	NO	R		R													D-
Hexachlorocyclopentadiene	10		ug/L	U	YES	R		R		R	UJ										I,D-,J-,H-
Hexachloroethane	1.0		ug/L	U	YES	R		R													D-
Indeno(1,2,3-cd)pyrene	0.20		ug/L	U	NO	R		R													D-
Isophorone	1.0		ug/L	U	NO	R		R													D-
Naphthalene	0.20		ug/L	U	NO	R		R													D-
Nitrobenzene	1.0		ug/L	U	NO	R		R													D-
N-nitroso-di-n-propylamine	1.0		ug/L	U	NO	R		R													D-
N-Nitrosodiphenylamine	1.0		ug/L	U	NO	R		R													D-

* Overall result qualifier reflects summation of qualifiers added during automated data review and any qualifiers added manually for categories not assessed by automated data review

Sample Qualification Report with Reason Codes (All Results sorted by Client Sample ID)

Client Sample ID : FWGWBGmw-009C-0496-GW **Lab Report Batch :** A7G120101 **Lab ID :** STLCAN

Sample Date : 07/11/2007 **Analysis Type: RE** **Sample Matrix :** AQ

Lab Sample ID: A7G120101001

Reviewed By / Date : Heather McCoy 9/12/07 **Approved By / Date :**

Analyte Name	Result	Uncertainty / Error	Result Units	Lab Qual	Rep Res	Overall Qual*	Temp	HT	MB	LCS	MS	Lab Dup	Surr	Rep Limit	Moist Tot/Dis	Field QC	Tune	IC	ICV	CV / CCV	Reason Codes
Analysis Method : 8270C						**Dilution: 1**															
Pentachlorophenol	5.0		ug/L	U	NO	**R**		R					UJ								G-,D-
Phenanthrene	0.20		ug/L	U	NO	**R**		R													D-
Phenol	1.0		ug/L	U	NO	**R**		R					UJ								G-,D-
Pyrene	0.20		ug/L	U	NO	**R**		R													D-

* Overall result qualifier reflects summation of qualifiers added during automated data review and any qualifiers added manually for categories not assessed by automated data review

Sample Qualification Report with Reason Codes (All Results sorted by Client Sample ID)

Client Sample ID : FWGWBGmw-009C-0496-GW **Lab Report Batch :** A7G120101 **Lab ID :** STLCAN

Sample Date : 07/11/2007 **Analysis Type: RES** **Sample Matrix :** AQ

Lab Sample ID: A7G120101001

Reviewed By / Date : Heather Reilly 9/12/07 **Approved By / Date :**

Analyte Name	Result	Uncertainty / Error	Result Units	Lab Qual	Rep Res	Overall Qual*	Temp	HT	MB	LCS	MS	Lab Dup	Surr	Rep Limit	Moist Tot/Dis	Field QC	Tune	IC	ICV	CV / CCV	Reason Codes
Analysis Method : 353.2 Modified						**Dilution: 1**															
Nitrocellulose	0.50		mg/L	U	YES	UJ					UJ										H-
Analysis Method : 8081A						**Dilution: 1**															
4,4'-DDD	0.030		ug/L	U	YES																
4,4'-DDE	0.030		ug/L	U	YES																
4,4'-DDT	0.030		ug/L	U	YES																
Aldrin	0.030		ug/L	U	YES																
alpha-BHC	0.030		ug/L	U	YES																
alpha-Chordane	0.030		ug/L	U	YES																
beta-BHC	0.030		ug/L	U	YES																
delta-BHC	0.030		ug/L	U	YES																
Dieldrin	0.030		ug/L	U	YES																
Endosulfan I	0.025		ug/L	U	YES	UJ				UJ											J-
Endosulfan II	0.025		ug/L	U	YES																
Endosulfan sulfate	0.030		ug/L	U	YES																
Endrin	0.030		ug/L	U	YES																
Endrin aldehyde	0.030		ug/L	U	YES																
Endrin ketone	0.030		ug/L	U	YES																
gamma-BHC	0.030		ug/L	U	YES																
gamma-Chlordane	0.030		ug/L	U	YES																
Heptachlor	0.030		ug/L	U	YES																
Heptachlor epoxide	0.030		ug/L	U	YES																
Methoxychlor	0.10		ug/L	U	YES																
Toxaphene	2.0		ug/L	U	YES																
Analysis Method : 8082						**Dilution: 1**															
Aroclor 1016	0.50		ug/L	U	YES	UJ							UJ								G-
Aroclor 1221	0.50		ug/L	U	YES	UJ							UJ								G-
Aroclor 1232	0.50		ug/L	U	YES	UJ							UJ								G-
Aroclor 1242	0.50		ug/L	U	YES	UJ							UJ								G-
Aroclor 1248	0.50		ug/L	U	YES	UJ							UJ								G-
Aroclor 1254	0.50		ug/L	U	YES	UJ							UJ								G-
Aroclor 1260	0.50		ug/L	U	YES	UJ							UJ								G-
Analysis Method : 8260B						**Dilution: 1**															

* Overall result qualifier reflects summation of qualifiers added during automated data review and any qualifiers added manually for categories not assessed by automated data review

Sample Qualification Report with Reason Codes (All Results sorted by Client Sample ID)

Client Sample ID : FWGWBGmw-009C-0496-GW **Lab Report Batch :** A7G120101 **Lab ID :** STLCAN

Sample Date : 07/11/2007 **Analysis Type: RES** **Sample Matrix :** AQ

Lab Sample ID: A7G120101001

Reviewed By / Date : Heather McCoy 9/12/07 **Approved By / Date :**

Analyte Name	Result	Uncertainty / Error	Result Units	Lab Qual	Rep Res	Overall Qual*	Temp	HT	MB	LCS	MS	Lab Dup	Surr	Rep Limit	Moist Tot/Dis	Field QC	Tune	IC	ICV	CV / CCV	Reason Codes
Analysis Method : 8260B						**Dilution: 1**															
1,1,1-Trichloroethane	1.0		ug/L	U	YES																
1,1,2,2-Tetrachloroethane	1.0		ug/L	U	YES																
1,1,2-Trichloroethane	1.0		ug/L	U	YES																
1,1-Dichloroethane	1.0		ug/L	U	YES																
1,1-Dichloroethene	1.0		ug/L	U	YES																
1,2-Dibromoethane	1.0		ug/L	U	YES																
1,2-Dichloroethane	1.0		ug/L	U	YES																
1,2-Dichloroethene (total)	1.0		ug/L	U	YES																
1,2-Dichloropropane	1.0		ug/L	U	YES																
2-Butanone	10		ug/L	U	YES																
2-Hexanone	10		ug/L	U	YES	R					UJ										Pj-,H-
4-Methyl-2-pentanone	10		ug/L	U	YES	UJ					UJ										Pj-,H-
Acetone	10		ug/L	U	YES	R					UJ										Pj-,H-
Benzene	1.0		ug/L	U	YES																
Bromochloromethane	1.0		ug/L	U	YES																
Bromodichloromethane	1.0		ug/L	U	YES																
Bromoform	1.0		ug/L	U	YES																
Bromomethane	1.0		ug/L	U	YES	UJ													UJ		U-
Carbon disulfide	1.0		ug/L	U	YES																
Carbon tetrachloride	1.0		ug/L	U	YES																
Chlorobenzene	1.0		ug/L	U	YES																
Chloroethane	1.0		ug/L	U	YES	UJ															Pj-
Chloroform	1.0		ug/L	U	YES																
Chloromethane	1.0		ug/L	U	YES																
cis-1,2-Dichloroethene	1.0		ug/L	U	YES																
cis-1,3-Dichloropropene	1.0		ug/L	U	YES																
Dibromochloromethane	1.0		ug/L	U	YES																
Ethylbenzene	1.0		ug/L	U	YES																
M&P-XYLENES	2.0		ug/L	U	YES	UJ															Pj-
Methylene chloride	2.0		ug/L	U	YES	R															Pj-
o-Xylene	1.0		ug/L	U	YES	UJ															Pj-

* Overall result qualifier reflects summation of qualifiers added during automated data review and any qualifiers added manually for categories not assessed by automated data review

Sample Qualification Report with Reason Codes (All Results sorted by Client Sample ID)

Client Sample ID : FWGWBGmw-009C-0496-GW **Lab Report Batch :** A7G120101 **Lab ID :** STLCAN

Sample Date : 07/11/2007 **Analysis Type: RES** **Sample Matrix :** AQ

Lab Sample ID: A7G120101001

Reviewed By / Date : Heather McCoy 9/12/07 **Approved By / Date :**

Analyte Name	Result	Uncertainty / Error	Result Units	Lab Qual	Rep Res	Overall Qual*	Temp	HT	MB	LCS	MS	Lab Dup	Surr	Rep Limit	Moist Tot/Dis	Field QC	Tune	IC	ICV	CV / CCV	Reason Codes
Analysis Method : 8260B						**Dilution: 1**															
Styrene	1.0		ug/L	U	YES																
Tetrachloroethene	1.0		ug/L	U	YES																
Toluene	1.0		ug/L	U	YES																
TOTAL XYLENES	2.0		ug/L	U	YES	UJ															Pj-
trans-1,2-Dichloroethene	1.0		ug/L	U	YES																
trans-1,3-Dichloropropene	1.0		ug/L	U	YES																
Trichloroethene	1.0		ug/L	U	YES																
Vinyl chloride	1.0		ug/L	U	YES																
Analysis Method : 8270C						**Dilution: 1**															
1,2,4-Trichlorobenzene	1.0		ug/L	U	YES																
1,2-Dichlorobenzene	1.0		ug/L	U	YES																
1,3-Dichlorobenzene	1.0		ug/L	U	YES																
1,4-Dichlorobenzene	1.0		ug/L	U	YES																
2,2-OXYBIS (1-CHLOROPROPANE)	1.0		ug/L	U	YES	UJ				UJ											J-
2,4,5-Trichlorophenol	5.0		ug/L	U	YES																
2,4,6-Trichlorophenol	5.0		ug/L	U	YES																
2,4-Dichlorophenol	2.0		ug/L	U	YES																
2,4-Dimethylphenol	2.0		ug/L	U	YES																
2,4-Dinitrophenol	5.0		ug/L	U	NO	R				R	UJ										H-,J-
2,4-Dinitrotoluene	5.0		ug/L	U	YES																
2,6-Dinitrotoluene	5.0		ug/L	U	YES																
2-Chloronaphthalene	1.0		ug/L	U	YES																
2-Chlorophenol	1.0		ug/L	U	YES																
2-Methylnaphthalene	0.20		ug/L	U	YES																
2-Methylphenol	1.0		ug/L	U	YES																
2-Nitroaniline	2.0		ug/L	U	YES																
2-Nitrophenol	2.0		ug/L	U	YES																
3,3'-Dichlorobenzidine	5.0		ug/L	U	YES																
3-Nitroaniline	2.0		ug/L	U	YES																
4,6-Dinitro-2-methylphenol	5.0		ug/L	U	YES																
4-Bromophenyl phenyl ether	2.0		ug/L	U	YES																

* Overall result qualifier reflects summation of qualifiers added during automated data review and any qualifiers added manually for categories not assessed by automated data review

Sample Qualification Report with Reason Codes (All Results sorted by Client Sample ID)

Client Sample ID : FWGWBGmw-009C-0496-GW **Lab Report Batch :** A7G120101 **Lab ID :** STLCAN

Sample Date : 07/11/2007 **Analysis Type: RES** **Sample Matrix :** AQ

Lab Sample ID: A7G120101001

Reviewed By / Date : Heather Medley 9/12/07 **Approved By / Date :**

Analyte Name	Result	Uncertainty / Error	Result Units	Lab Qual	Rep Res	Overall Qual*	Temp	HT	MB	LCS	MS	Lab Dup	Surr	Rep Limit	Moist Tot/Dis	Field QC	Tune	IC	ICV	CV / CCV	Reason Codes
Analysis Method : 8270C						**Dilution: 1**															
4-Chloro-3-methylphenol	2.0		ug/L	U	YES																
4-Chloroaniline	2.0		ug/L	U	YES																
4-Chlorophenyl phenyl ether	2.0		ug/L	U	YES																
4-Methylphenol	1.0		ug/L	U	YES																
4-Nitroanaline	2.0		ug/L	U	YES																
4-Nitrophenol	5.0		ug/L	U	YES																
Acenaphthene	0.20		ug/L	U	YES																
Acenaphthylene	0.20		ug/L	U	YES																
Anthracene	0.20		ug/L	U	YES																
Benzo(a)anthracene	0.20		ug/L	U	YES																
Benzo(a)pyrene	0.20		ug/L	U	YES																
Benzo(b)fluoranthene	0.20		ug/L	U	YES																
BENZO(G,H,I)PERYLENE	0.20		ug/L	U	YES																
Benzo(k)fluoranthene	0.20		ug/L	U	YES																
Benzoic acid	10		ug/L	U	NO	R				R	UJ										H-,J-
Benzyl alcohol	5.0		ug/L	U	YES																
bis(2-Chloroethoxy)methane	1.0		ug/L	U	YES																
bis(2-Chloroethyl) ether	1.0		ug/L	U	YES																
bis(2-Ethylhexyl) phthalate	10		ug/L	U	YES																
Butylbenzyl Phthalate	1.0		ug/L	U	YES																
Carbazole	1.0		ug/L	U	YES																
Chrysene	0.20		ug/L	U	YES																
dibenzo(a,h)anthracene	0.20		ug/L	U	YES																
Dibenzofuran	1.0		ug/L	U	YES																
Diethyl phthalate	1.0		ug/L	U	YES																
Dimethyl phthalate	1.0		ug/L	U	YES																
Di-n-butyl phthalate	1.0		ug/L	U	YES																
Di-n-octyl phthalate	1.0		ug/L	U	YES																
Fluoranthene	0.20		ug/L	U	YES																
Fluorene	0.20		ug/L	U	YES																
Hexachlorobenzene	0.20		ug/L	U	YES																

* Overall result qualifier reflects summation of qualifiers added during automated data review and any qualifiers added manually for categories not assessed by automated data review

Sample Qualification Report with Reason Codes (All Results sorted by Client Sample ID)

Client Sample ID : FWGWBGmw-009C-0496-GW **Lab Report Batch :** A7G120101 **Lab ID :** STLCAN

Sample Date : 07/11/2007 **Analysis Type: RES** **Sample Matrix :** AQ

Lab Sample ID: A7G120101001

Reviewed By / Date : Heather Medley 9/12/07 **Approved By / Date :**

Analyte Name	Result	Uncertainty / Error	Result Units	Lab Qual	Rep Res	Overall Qual*	Temp	HT	MB	LCS	MS	Lab Dup	Surr	Rep Limit	Moist Tot/Dis	Field QC	Tune	IC	ICV	CV / CCV	Reason Codes
Analysis Method : 8270C						**Dilution: 1**															
Hexachlorobutadiene	1.0		ug/L	U	YES																
Hexachlorocyclopentadiene	10		ug/L	U	NO	R				R	UJ										I,J-,H-
Hexachloroethane	1.0		ug/L	U	NO	R				R	UJ										H-,J-
Indeno(1,2,3-cd)pyrene	0.20		ug/L	U	YES																
Isophorone	1.0		ug/L	U	YES																
Naphthalene	0.20		ug/L	U	YES																
Nitrobenzene	1.0		ug/L	U	YES																
N-nitroso-di-n-propylamine	1.0		ug/L	U	YES																
N-Nitrosodiphenylamine	1.0		ug/L	U	YES																
Pentachlorophenol	5.0		ug/L	U	YES																
Phenanthrene	0.20		ug/L	U	YES																
Phenol	1.0		ug/L	U	YES																
Pyrene	0.20		ug/L	U	YES																
Analysis Method : 9012A						**Dilution: 1**															
Cyanide	0.010		mg/L	U	YES																
Analysis Method : SW8330 Modified						**Dilution: 1**															
Nitroguanidine	20		ug/L	U	YES																

* Overall result qualifier reflects summation of qualifiers added during automated data review and any qualifiers added manually for categories not assessed by automated data review

Reason Code Library: Example 1

Category	Code
Low Bias Indicator	-
High Bias Indicator	+
Temperature	A
Holding Times	
Sampling to Analysis	C
Sampling to Extraction	D
Extaction to Analysis	E
Method Blanks	F
Surrogate Recovery	G
MS/MSD	
MS/MSD Recovery	H
MS/MSD RPD	I
LCS	
LCS Recovery	J
LCS RPD	K
Reporting Limits	L
Field QC	
Field Blank	M
Equipment Blank	N
Trip Blank	O
Field Duplicate	P
Initial Calibration	
Initial Calibration RRF	Q
Initial Calibration RSD	R
Initial Calibration Cor. Coef	S
Initial Calibration Verification	
Initial Calibration Verificaton RRF	T
Initial CalibrationVerification %D	U
Continuing Calibration	
Continuing Calibraiton RRF	V
Continuing Calibration %D	W
GC/MS Tune	
GC/MS Tune for Initial Calibration	X
GC/MS Tune for Continuing Calibration	Y
Laboratory Duplicate	Z
Categories not Assessed by Automated Data Review*	
Internal Standards	Is
Calibration Blanks	Cb
Resolution Check Mixture	Rm
Performance Evaluation Mixture	Pm
Professional Judgement	Pj

* Qualifiers for data-review categories not assessed by automated data review are manually entered by the user. The application automaticallly adds reason codes listed here when the user manually adds qualifiers for these categories if the option for applying reason codes was selected during automated data review.

CASE NARRATIVE

A7G120101

The following report contains the analytical results for twenty-six water samples and four quality control samples submitted to TestAmerica (formerly STL North Canton) by Environmental Quality Mgt. Inc. from the FWGWMP RVAAP Site, project number 30240.0006. The samples were received July 12, 2007, according to documented sample acceptance procedures.

The 8330 Explosives, Nitroguanidine, and 353.2 Nitrocellulose as N analyses were performed at the TestAmerica West Sacramento laboratory. Refer to TestAmerica West Sacramento narrative included in their data package for additional information.

TestAmerica utilizes USEPA approved methods in all analytical work. The samples presented in this report were analyzed for the parameter(s) listed on the analytical methods summary page in accordance with the method(s) indicated. Preliminary results were provided to Eric Corbin and Heather Medley on August 03, 2007. A summary of QC data for these analyses is included at the back of the report.

TestAmerica North Canton attests to the validity of the laboratory data generated by TestAmerica facilities reported herein. All analyses performed by TestAmerica facilities were done using established laboratory SOPs that incorporate QA/QC procedures described in the applicable methods. TestAmerica's operations groups have reviewed the data for compliance with the laboratory QA/QC plan, and data have been found to be compliant with laboratory protocols unless otherwise noted below.

The test results in this report meet all NELAP requirements for parameters for which accreditation is required or available. Any exceptions to NELAP requirements are noted in this report. Pursuant to NELAP, this report may not be reproduced, except in full, without the written approval of the laboratory.

Please refer to the Quality Control Elements Narrative following this case narrative for additional quality control information.

If you have any questions, please call the Project Manager, Mark J. Loeb, at 330-497-9396.

This report is sequentially paginated. The final page of the report is labeled as "END OF REPORT."

CASE NARRATIVE (continued)

SUPPLEMENTAL QC INFORMATION

SAMPLE RECEIVING

The coolers were received at temperatures ranging from 1.3 to 5.1°C.

See TestAmerica's Cooler Receipt Form for additional information.

GC/MS VOLATILES

The samples that contained concentrations of target analytes at a reportable level in the associated Method Blanks were flagged with "B". All target analytes in the Method Blank must be below the reporting limit (RL) or the associated samples must be ND with the exception of common laboratory contaminants.

The Method Blank associated with QC Batch 7199294 contained both Acetone and Methylene chloride at reportable levels. Sample FWGEQUIPRinse3-0503-GW contained acetone between the Method Detection Limit (MDL) and the Reporting Limit (RL) and is flagged with "J,B". Acetone and Methylene chloride were not detected in the remaining samples associated with QC Batch 7199294

The samples that contain results between the MDL and the RL were flagged with "J". There is a possibility of false positive or mis-identification at these quantitation levels. In analytical methods requiring confirmation of the analyte reported, confirmation was performed only down to the standard reporting limit (SRL). The acceptance criteria for QC samples may not be met at these quantitation levels.

The Laboratory Control Sample (LCS) and Laboratory Control Sample Duplicate (LCSD) associated with QC Batch 7199294 shows recoveries outside acceptance limits and biased high for Methylene chloride, Acetone, and Bromoform. As noted above, Acetone and Methylene chloride were found in the Method Blank and Acetone was found in sample FWGEQUIPRinse3-0503-GW below the reporting limit. Bromoform was not detected in the samples associated with this blank. No corrective action was performed.

The matrix spike (MS) and matrix spike duplicate (MSD) performed on sample FWGBKGmw-013C-0466-GW had recoveries outside acceptance limits. However, since the associated method blank and laboratory control samples were in control, no corrective action was necessary.

CASE NARRATIVE (continued)

GC/MS SEMIVOLATILES

The samples that contained concentrations of target analytes at a reportable level in the associated Method Blanks were flagged with "B". All target analytes in the Method Blank must be below the reporting limit (RL) or the associated samples must be ND with the exception of common laboratory contaminants. The Method Blanks associated with QC Batches 7194031 and 7208034 contained bis(2-Ethylhexyl)phthalate below the reporting limit (RL)and above the method detection limit (MDL).

The samples that contain results between the MDL and the RL were flagged with "J". There is a possibility of false positive or mis-identification at these quantitation levels. In analytical methods requiring confirmation of the analyte reported, confirmation was performed only down to the standard reporting limit (SRL). The acceptance criteria for QC samples may not be met at these quantitation levels.

The MS and MSD performed on sample FWGBKGmw-013C-0466-GW had RPD's and recoveries outside acceptance limits. However, since the associated method blank(s) and laboratory control sample(s) were in control, no corrective action was necessary.

The LCS associated with batch 7194031 was recovered low and outside of criteria for Benzoic acid, bis(2-Chloroisopropyl)ether, Hexachloroethane, Hexachlorocyclopentadiene, and 2,4-Dinitrophenol. All samples were reextracted outside holding times. Both sets of data have been reported.

The reextract samples FWGWBGmw-009C-0496-GW, FWGBKGmw-020C-0472-GW, FWGBKGmw-DUP1-0497-GW, FWGWBGmw-007C-0495-GW, FWGWBGmw-006C-0494-GW, FWGLL3mw-238C-0490-GW, FWGLL11mw-002C-0478-GW, and FWGBKGmw-013C-0466-GW (MSD) had up to one surrogate recovery per fraction outside acceptance limits. However, since the recovery was greater than 10% and all associated QC met criteria, no corrective action was taken.

PESTICIDES-8081

The samples that contain results between the MDL and the RL were flagged with "J". There is a possibility of false positive or mis-identification at these quantitation levels. In analytical methods requiring confirmation of the analyte reported, confirmation was performed only down to the standard reporting limit (SRL). The acceptance criteria for QC samples may not be met at these quantitation levels.

Sample FWGLL3mw-238C-0490-GW had elevated reporting limits due to matrix interference. Scaled chromatograms were provided to the client on August 07, 2007.

CASE NARRATIVE (continued)

PESTICIDES-8081 (continued)

The LCS associated with QC Batch 7193122 showed recovery for Endosulfan I low and outside acceptance criteria. Recovery for 4,4'-DDD is high and outside acceptance criteria. 4,4'-DDD was not detected as a target analyte in any samples. No corrective action was performed.

POLYCHLORINATED BIPHENYLS-8082

The analytical results met the requirements of the laboratory's QA/QC program.

METALS

The samples that contain results between the MDL and the RL were flagged with "B". There is the possibility of false positive or mis-identification at these quantitation levels. The acceptance criteria for the ICB, CCB, and Method Blank are +/- the standard reporting limit (SRL).

Serial dilution of a sample in this lot indicates that physical and chemical interferences were present. Refer to the sample report pages for the affected analytes flagged with "E".

The samples that contained concentrations of target analytes at a reportable level in the associated Method Blanks were flagged with "J". Refer to the sample report pages for the affected analytes.

GENERAL CHEMISTRY

The samples that contain results between the MDL and the RL were flagged with "B". There is the possibility of false positive or mis-identification at these quantitation levels. The acceptance criteria for the ICB, CCB, and Method Blank are +/- the standard reporting limit (SRL).

The matrix spike/matrix spike duplicate(s) for FWGBKGmw-013C-0466-GW had recoveries outside acceptance limits. However, since the associated method blank(s) and laboratory control sample(s) were in control, no corrective action was necessary.

The matrix spike/matrix spike duplicates for batch 7198568 had RPD's outside acceptance limits. However, since the associated method blank and laboratory control sample were in control, no corrective action was necessary.

CASE NARRATIVE

STL SACRAMENTO PROJECT NUMBER A7G120101

WATER, 8330, Explosives
Sample(s): 14
This sample was filtered prior to extraction due to the presence of excessive sediment. A filtered blank was included in the batch and has been included in the report.

Sample(s): 14
No surrogate recovery was able to be reported for this sample due to the presence of an interfering analyte.

WATER, 353.2, Nitrocellulose
The matrix spikes, which were performed on sample 25, showed a low recovery due to possible matrix interferences. Since the laboratory control sample showed acceptable recoveries, no corrective action was performed.

There were no other anomalies associated with this project.

QUALITY CONTROL ELEMENTS NARRATIVE

TestAmerica North Canton (formerly STL North Canton) conducts a quality assurance/quality control (QA/QC) program designed to provide scientifically valid and legally defensible data. Toward this end, several types of quality control indicators are incorporated into the QA/QC program, which is described in detail in QA Policy, QA-003. These indicators are introduced into the sample testing process to provide a mechanism for the assessment of the analytical data.

QC BATCH

Environmental samples are taken through the testing process in groups called QUALITY CONTROL BATCHES (QC batches). A QC batch contains up to twenty environmental samples of a similar matrix (water, soil) that are processed using the same reagents and standards. TestAmerica North Canton (formerly STL North Canton) requires that each environmental sample be associated with a QC batch.

Several quality control samples are included in each QC batch and are processed identically to the twenty environmental samples.

For SW846/RCRA methods, QC samples include a METHOD BLANK (MB), a LABORATORY CONTROL SAMPLE (LCS) and, where appropriate, a MATRIX SPIKE/MATRIX SPIKE DUPLICATE (MS/MSD) pair or a MATRIX SPIKE/SAMPLE DUPLICATE (MS/DU) pair. If there is insufficient sample to perform an MS/MSD or an MS/DU, then a LABORATORY CONTROL SAMPLE DUPLICATE (LCSD) is included in the QC batch.

For 600 series/CWA methods, QC samples include a METHOD BLANK (MB), a LABORATORY CONTROL SAMPLE (LCS) and, where appropriate, a MATRIX SPIKE (MS). An MS is prepared and analyzed at a 10% frequency for GC Methods and at a 5% frequency for GC/MS methods.

LABORATORY CONTROL SAMPLE

The Laboratory Control Sample is a QC sample that is created by adding known concentrations of a full or partial set of target analytes to a matrix similar to that of the environmental samples in the QC batch. Multi peak responders may not be included in the target spike list due to co-elution. The LCS analyte recovery results are used to monitor the analytical process and provide evidence that the laboratory is performing the method within acceptable guidelines. All control analytes indicated by a bold type in the LCS must meet acceptance criteria. Failure to meet the established recovery guidelines requires the repreparation and reanalysis of all samples in the QC batch. Comparison of only the failed parameters from the first batch are evaluated. The only exception to the rework requirement is that if the LCS recoveries are biased high and the associated sample is ND (non-detected) for the parameter(s) of interest, the batch is acceptable.

At times, a Laboratory Control Sample Duplicate (LCSD) is also included in the QC batch. An LCSD is a QC sample that is created and handled identically to the LCS. Analyte recovery data from the LCSD is assessed in the same way as that of the LCS. The LCSD recoveries, together with the LCS recoveries, are used to determine the reproducibility (precision) of the analytical system. Precision data are expressed as relative percent differences (RPDs). If the RPD fails for an LCS/LCSD and yet the recoveries are within acceptance criteria, the batch is still acceptable.

METHOD BLANK

The Method Blank is a QC sample consisting of all the reagents used in analyzing the environmental samples contained in the QC batch. Method Blank results are used to determine if interference or contamination in the analytical system could lead to the reporting of false positive data or elevated analyte concentrations. All target analytes must be below the reporting limits (RL) or the associated sample(s) must be ND except under the following circumstances:

- Common organic contaminants may be present at concentrations up to 5 times the reporting limits. Common metals contaminants may be present at concentrations up to 2 times the reporting limit, or the reported blank concentration must be twenty fold less than the concentration reported in the associated environmental samples. (See common laboratory contaminants listed in the table.)

Volatile (GC or GC/MS)	Semivolatile (GC/MS)	Metals ICP-MS	Metals ICP Trace
Methylene Chloride, Acetone, 2-Butanone	Phthalate Esters	Copper, Iron, Zinc, Lead, Calcium, Magnesium, Potassium, Sodium, Barium, Chromium, Manganese	Copper, Iron, Zinc, Lead

- Organic blanks will be accepted if compounds detected in the blank are present in the associated samples at levels 10 times the blank level. Inorganic blanks will be accepted if elements detected in the blank are present in the associated samples at 20 times the blank level.

- Blanks will be accepted if the compounds/elements detected are not present in any of the associated environmental samples.

Failure to meet these Method Blank criteria requires the repreparation and reanalysis of all samples in the QC batch.

MATRIX SPIKE/MATRIX SPIKE DUPLICATE

A Matrix Spike and a Matrix Spike Duplicate are a pair of environmental samples to which known concentrations of a full or partial set of target analytes are added. The MS/MSD results are determined in the same manner as the results of the environmental sample used to prepare the MS/MSD. The analyte recoveries and the relative percent differences (RPDs) of the recoveries are calculated and used to evaluate the effect of the sample matrix on the analytical results. Due to the potential variability of the matrix of each sample, the MS/MSD results may not have an immediate bearing on any samples except the one spiked; therefore, the associated batch MS/MSD may not reflect the same compounds as the samples contained in the analytical report. When these MS/MSD results fail to meet acceptance criteria, the data is evaluated. If the LCS is within acceptance criteria, the batch is considered acceptable.

For certain methods, a Matrix Spike/Sample Duplicate (MS/DU) may be included in the QC batch in place of the MS/MSD. For the parameters (i.e. pH, ignitability) where it is not possible to prepare a spiked sample, a Sample Duplicate may be included in the QC batch. However, a Sample Duplicate is less likely to provide usable precision statistics depending on the likelihood of finding concentrations below the standard reporting limit. When the Sample Duplicate result fails to meet acceptance criteria, the data is evaluated.

For certain methods (600 series methods/CWA), a Matrix Spike is required in place of a Matrix Spike/Matrix Spike Duplicate (MS/MSD) or Matrix Spike/Sample Duplicate (MS/DU).

The acceptance criteria do not apply to samples that are diluted.

SURROGATE COMPOUNDS

In addition to these batch-related QC indicators, each organic environmental and QC sample is spiked with surrogate compounds. Surrogates are organic chemicals that behave similarly to the analytes of interest and that are rarely present in the environment. Surrogate recoveries are used to monitor the individual performance of a sample in the analytical system.

If surrogate recoveries are biased high in the LCS, LCSD, or the Method Blank, and the associated sample(s) are ND, the batch is acceptable. Otherwise, if the LCS, LCSD, or Method Blank surrogate(s) fail to meet recovery criteria, the entire sample batch is reprepared and reanalyzed. If the surrogate recoveries are outside criteria for environmental samples, the samples will be reprepared and reanalyzed unless there is objective evidence of matrix interference or if the sample dilution is greater than the threshold outlined in the associated method SOP.

The acceptance criteria do not apply to samples that are diluted. All other surrogate recoveries will be reported.

For the GC/MS BNA methods, the surrogate criterion is that two of the three surrogates for each fraction must meet acceptance criteria. The third surrogate must have a recovery of ten percent or greater.

For the Pesticide and PCB methods, the surrogate criterion is that one of two surrogate compounds must meet acceptance criteria. The second surrogate must have a recovery of 10% or greater.

MANUAL INTEGRATION SUMMARY

Lot A7G120101

Client ID: FWGLL3mw-238C-0490-
Compound Name: 1,4-Dichlorobenzene-d4
Instrument ID: a4hp7.i
File Name: J2PA21AC.D
Inj. Date and Time: 24-JUL-2007 19:06
Manual Integration Reason: Poor Chromatography

Client ID: FWGWBGmw-007C-0495-
Compound Name: 1,4-Dichlorobenzene-d4
Instrument ID: a4hp7.i
File Name: J2PC21AC.D
Inj. Date and Time: 24-JUL-2007 20:05
Manual Integration Reason: Poor Chromatography

Client ID: FWGBKGmw-013C-0466-
Compound Name: 4-Nitrophenol
Instrument ID: a4hp7.i
File Name: J2PC81AF.D
Inj. Date and Time: 24-JUL-2007 18:27
Manual Integration Reason: Poor Chromatography

Client ID: FWGLL11mw-007C-0479
Compound Name: Benzoic Acid
Instrument ID: a4hp8.i
File Name: J2N972AC.D
Inj. Date and Time: 31-JUL-2007 15:28
Manual Integration Reason: Poor Chromatography

Client ID: INTRA-LAB CHECK
Compound Name: 4-Nitroaniline
Instrument ID: a4hp7.i
File Name: J2R831AC.D
Inj. Date and Time: 26-JUL-2007 12:37
Manual Integration Reason: Unknown

Client ID: INTRA-LAB CHECK
Compound Name: 1,4-Dichlorobenzene-d4
Instrument ID: a4hp8.i
File Name: J3NQA1AC.D
Inj. Date and Time: 31-JUL-2007 12:03
Manual Integration Reason: Poor Chromatography

SAMPLE SUMMARY

A7G120101

WO #	SAMPLE#	CLIENT SAMPLE ID	SAMPLED DATE	SAMP TIME
J2N9X	001	FWGWBGmw-009C-0496-GW	07/11/07	09:34
J2N92	002	FWGWBGmw-009C-0496-GF	07/11/07	09:34
J2N93	003	FWGBKGmw-020C-0472-GW	07/11/07	11:09
J2N94	004	FWGBKGmw-020C-0472-GF	07/11/07	11:09
J2N95	005	FWGBKGmw-DUP1-0497-GW	07/11/07	11:09
J2N96	006	FWGBKGmw-DUP1-0497-GF	07/11/07	11:09
J2N97	007	FWGLL11mw-007C-0479-GW	07/11/07	14:30
J2N98	008	FWGLL11mw-007C-0479-GF	07/11/07	14:30
J2N99	009	FWGLL11mw-DUP4-0500-GW	07/11/07	14:30
J2PAA	010	FWGLL11mw-DUP4-0500-GF	07/11/07	14:30
J2PAC	011	FWGTRIP-Team1	07/11/07	08:00
J2PAM	012	FWGWBGmw-006C-0494-GW	07/11/07	09:15
J2PA0	013	FWGWBGmw-006C-0494-GF	07/11/07	09:15
J2PA2	014	FWGLL3mw-238C-0490-GW	07/11/07	11:30
J2PA6	015	FWGLL3mw-238C-0490-GF	07/11/07	11:30
J2PA8	016	FWGBKGmw-010C-0464-GW	07/11/07	14:00
J2PCP	017	FWGBKGmw-010C-0464-GF	07/11/07	14:00
J2PCQ	018	FWGBKGmw-010C-0464-GW	07/10/07	17:05
J2PCV	019	FWGLL3mw-242C-0491-GW	07/11/07	15:50
J2PCW	020	FWGLL3mw-242C-0491-GF	07/11/07	15:50
J2PCX	021	FWGTRIPTeam3	07/11/07	08:00
J2PC0	022	FWGTRIPTeam3-0710-07	07/10/07	08:00
J2PC2	023	FWGWBGmw-007C-0495-GW	07/11/07	09:35
J2PC7	024	FWGWBGmw-007C-0495-GF	07/11/07	09:35
J2PC8	025	FWGBKGmw-013C-0466-GW	07/11/07	11:10
J2PDA	026	FWGBKGmw-013C-0466-GF	07/11/07	11:10
J2PDC	027	FWGLL11mw-002C-0478-GW	07/11/07	14:40
J2PDD	028	FWGLL11mw-002C-0478-GF	07/11/07	14:40
J2PDE	029	FWGEQUIPRinse3-0503-GW	07/11/07	15:30
J2PDG	030	FWGTRIP-TEAM2	07/11/07	08:00

NOTE(S):

- The analytical results of the samples listed above are presented on the following pages.
- All calculations are performed before rounding to avoid round-off errors in calculated results.
- Results noted as "ND" were not detected at or above the stated limit.
- This report must not be reproduced, except in full, without the written approval of the laboratory.
- Results for the following parameters are never reported on a dry weight basis: color, corrosivity, density, flashpoint, ignitability, layers, odor, paint filter test, pH, porosity pressure, reactivity, redox potential, specific gravity, spot tests, solids, solubility, temperature, viscosity, and weight.

Chain of Custody Record

SEVERN TRENT **STL**

Severn Trent Laboratories, Inc.

STL-4124 (0901)

Client: EQM	Project Manager: JOHN Miller	Date:	Chain of Custody Number: 117326
Address: 1500 Carillon Blvd	Telephone Number (Area Code)/Fax Number: 513-825-7500 FAX-7495	Lab Number: 330-497-9396	Page 1 of 1
City: Cincinnati / State: OH / Zip Code: 45240	Site Contact: E. Corbin	Lab Contact: M. Loeb	
Project Name and Location (State): RVAAP (OH) PN: 30240.0006	Carrier/Waybill Number:		
Contract/Purchase Order/Quote No.: PO# 12633			

Sample I.D. No. and Description (Containers for each sample may be combined on one line)	Date	Time	Matrix: Air	Aqueous	Sed.	Soil	Containers & Preservatives: Unpres.	H2SO4	HNO3	HCl	NaOH	ZnAc/NaOH	Analysis (Attach list if more space is needed): VOC 8260	SVOC 8270	GxPID 8330	Pest 8081	PCB 8082	Cyanide 9012	Propellant	metal 6010/6020 7470	Special Instructions/ Conditions of Receipt
FWGWBGmw-009C-0496-GW	7/11/07	09:34		X			10			3	1		X	X	X	X	X	X		X	Cooler L032
FWGWBGmw-009C-0496-GF	7/11/07	09:34		X					1												L032
FWGBKGmw-020C-0472-GW	7/11/07	11:09		X			10			3	1		X	X	X	X	X	X		X	M107
FWGBKGmw-020C-0472-GF	7/11/07	11:09		X					1												M107
FWGBKGmw-DUP1-0497-GW	7/11/07	11:09		X			10			3	1		X	X	X	X	X	X		X	L008
FWGBKGmw-DUP1-0497-GF	7/11/07	11:09		X					1												L008
FWGLL11mw-007C-0479-GW	7/11/07	14:30		X			10			3	1		X	X	X	X	X	X		X	C91
FWGLL11mw-007C-0479-GF	7/11/07	14:30		X					1												C91
FWGLL11mw-DUP4-0500-GW	7/11/07	14:30		X			10			3	1		X	X	X	X	X	X		X	L048
FWGLL11mw-DUP4-0500-GF	7/11/07	14:30		X					1												L048
FWGTRIP-Team 1	7/11/07	08:00		X						2			X								L032

EC 7/11/07

Possible Hazard Identification: [X] Non-Hazard [ ] Flammable [ ] Skin Irritant [ ] Poison B [ ] Unknown

Sample Disposal: [ ] Return To Client [X] Disposal By Lab [ ] Archive For _____ Months (A fee may be assessed if samples are retained longer than 1 month)

Turn Around Time Required: [ ] 24 Hours [ ] 48 Hours [ ] 7 Days [ ] 14 Days [X] 21 Days [ ] Other PER SOW

QC Requirements (Specify): Metals are Field Filtered

		Date	Time
1. Relinquished By	Erik C. Corbin EQ	7/11/07	17:48
2. Relinquished By	Rick Norris	7-11-07	1850
3. Relinquished By			
1. Received By	Rick Norris	7-11-07	1748
2. Received By		7/12/07	0730
3. Received By			

Comments: Temps MAY Not meet Requirements IF Sample collection IS late IN DAY close to LAB Pickup. Coolers to # All VOCs in Lab

DISTRIBUTION: WHITE - Returned to Client with Report; CANARY - Stays with the Sample; PINK - Field Copy

TestAmerica North Canton

23

Chain of Custody Record

SEVERN TRENT **STL**

Severn Trent Laboratories, Inc.

STL-4124 (0901)

Client: EQm	Project Manager: JOHN Miller	Date: 7-11-07	Chain of Custody Number: 117323
Address: 1800 Carillon Blvd	Telephone Number (Area Code)/Fax Number: 513-825-7500 FAX-7495	Lab Number: 330-497-9396	Page 1 of 1
City: Cincinnati; State: OH; Zip Code: 45240	Site Contact: E. Corbin; Lab Contact: M. Loeb		
Project Name and Location (State): RVAAP (OH) PN-30240.0006	Carrier/Waybill Number: STLpickup.		
Contract/Purchase Order/Quote No.: PO# 12633			

Analysis (Attach list if more space is needed)

Sample I.D. No. and Description (Containers for each sample may be combined on one line)	Date	Time	Air	Aqueous	Sed.	Soil	Unpres.	H2SO4	HNO3	HCl	NaOH	ZnAc/NaOH		VOC 8260	SVOC 8270	Exolo 8330	PEST 8081	PCB 8082	Cyanide 9012	Propellant	Metal 6010/6020 7470	Nitrocellulose	Nitroguanidine		Special Instructions/ Conditions of Receipt
FWGWBGmw-006C-0494-GW	7-11-07	0915		X			10			3	1			X	X	X	X	X	X	X					
FWGWBGmw-006C-0494-GF	"	0915		X					1												X				
FWGLL3mw-238C-0490-GW	"	1130		X			10			3	1			X	X	X	X	X	X	X					
FWGLL3mw-238C-0490-GF	7-11-07	1130		X					1												X				
FWG BKGmw-010C-0464-GW	7-11-07	1400		X			5				1				X	X	X		X				X		
FWG BKGmw-010C-0464-GF	7-11-07	1400		X					1												X				
FWG BKG mw-010C-0464-GW	7-10-07	1705		X			5			3				X	X			X				X			
~~FWG BKGmw 010C-0464 GF~~	~~7-10-07~~	~~1700~~ 7/11/07																							
FWG LL3mw-242C-0491-GW	7-11-07	1550		X			10			3	1			X	X	X	X	X	X	X					
FWG LL3mw-242C-0491-GF	7-11-07	1550		X					1												X				
FWGTRIPTeam3	7-11-07	0800		X									2	X											
FWGTRIPTeam3-0710-07	7-10-07	0800		X									2	X											

(K002)(A007)(L053)

(L053)

K044

K044

K044

K044

Possible Hazard Identification: ☒ Non-Hazard ☐ Flammable ☐ Skin Irritant ☐ Poison B ☐ Unknown

Sample Disposal: ☐ Return To Client ☒ Disposal By Lab ☐ Archive For ____ Months (A fee may be assessed if samples are retained longer than 1 month)

Turn Around Time Required: ☐ 24 Hours ☐ 48 Hours ☐ 7 Days ☐ 14 Days ☒ 21 Days ☐ Other PER SOW

QC Requirements (Specify): Metals are Field Filtered

	Date	Time		Date	Time
1. Relinquished By: Erik C. Corbin EQ	7/11/07	17:48	1. Received By: Rick Robison	7-11-07	1748
2. Relinquished By: Rick Robison	7-11-07	1858	2. Received By: Matt Ferrel TEST AMERICA	12 Jul 2007	0730
3. Relinquished By:			3. Received By:		

Comments: Temps may not meet Requirements IF sample collection is Late in day close to LAB Pick up.

DISTRIBUTION: WHITE - Returned to Client with Report; CANARY - Stays with the Sample; PINK - Field Copy

TestAmerica North Canton

24

Chain of Custody Record

SEVERN TRENT **STL**

Severn Trent Laboratories, Inc.

STL-4124 (0901)

Client	Project Manager	Date	Chain of Custody Number
EQM	JOHN MILLER	7-11-07	117321
Address	**Telephone Number (Area Code)/Fax Number**	**Lab Number**	
1800 CARILLON BLVD	513-825-7500 FAX-7495	330-493-9396	Page 1 of 1
City / **State** / **Zip Code**	**Site Contact** / **Lab Contact**		
CINCINNATI / OH / 45240	E. CORBIN / M. LOEB		
Project Name and Location (State)	**Carrier/Waybill Number**		
RVAAP (OH) PN-30240.0006	STL PICKUP.		
Contract/Purchase Order/Quote No.			
PO# 12633			

Sample I.D. No. and Description (Containers for each sample may be combined on one line)	Date	Time	Matrix: Air	Aqueous	Sed.	Soil	Containers & Preservatives: Unpres.	H2SO4	HNO3	HCl	NaOH	ZnAc/ NaOH	Analysis (Attach list if more space is needed): VOC 8260	SVOC 8270	Explo 8330	Pest 8081	PCB 8082	Cyanide 9012	Propellant	Metals 6010/7470	Special Instructions/ Conditions of Receipt
FWGWBGMW-00C-0495-GW	7-11-07	0935		X			10			3	1		X	X	X	X	X	X		X	
FWGWBGMW-00C-0495-GF	"	0935		X					1												
FWGBKGMW-013C-0466-GW	7-11-07	1110		X			30			9	3		X	X	X	X	X	X		X	MS/MSD
FWGBKGMW-013C-0466-GF	"	1110		X					3												
FWGWLL1MW-005C-0478-GW	7-11-07	1440		X			10			3	1		X	X	X	X	X	X		X	MS/MSD
FWGWLL1MW-005C-0478-GF	"	1440		X					1												
FWGEQUIPRINSE3-0503-GW	7-11-07	1530		X			10		1	3	1		X	X	X	X	X	X		X	Metals NOT Field Filtered
FWGTRIP-TEAM2	7-11-07	0800		X								2	X								

Possible Hazard Identification: [X] Non-Hazard [ ] Flammable [ ] Skin Irritant [ ] Poison B [ ] Unknown

Sample Disposal: [ ] Return To Client [X] Disposal By Lab [ ] Archive For ____ Months (A fee may be assessed if samples are retained longer than 1 month)

Turn Around Time Required: [ ] 24 Hours [ ] 48 Hours [ ] 7 Days [ ] 14 Days [X] 21 Days [ ] Other PER SOW

QC Requirements (Specify): METALS ARE Field Filtered

		Date	Time
1. Relinquished By		7-11-07	17:48
2. Relinquished By	RICK ROBSON	7-11-07	1850
3. Relinquished By			

		Date	Time
1. Received By	RICK ROBSON	7-11-07	1748
2. Received By	MATT FERN / TEST AMERICA	12 JUL 2007	0730
3. Received By			

Comments: TEMPS MAY NOT MEET REQUIREMENTS IF SAMPLE COLLECTION IS LATE IN DAY CLOSE TO LAB PICK-UP

DISTRIBUTION: WHITE - Returned to Client with Report; CANARY - Stays with the Sample; PINK - Field Copy

ALL VOAs in LOAS

TestAmerica North Canton

TestAmerica Cooler Receipt Form/Narrative
North Canton Facility

Lot Number: A7G 120101

Client: EQT Project: Quote#:

Cooler Received on: 7/12/07 Opened on: 7/12/07 By: (Signature)

Fedx ☐ Client Drop Off ☐ UPS ☐ DHL ☐ FAS ☐ TestAmerica Courier ☒

Stetson ☐ US Cargo ☐ Other:

TestAmerica Cooler No# See back Foam Box ☐ Client Cooler ☐ Other

1. Were custody seals on the outside of the cooler? Yes ☒ No ☐ Intact? Yes ☒ No ☐ NA ☐
   If YES, Quantity 6
   Were the custody seals signed and dated? Yes ☒ No ☐ NA ☐
2. Shipper's packing slip attached to this form? Yes ☐ No ☐ NA ☒
3. Did custody papers accompany the samples? Yes ☒ No ☐ Relinquished by client? Yes ☒ No ☐
4. Did you sign the custody papers in the appropriate place? Yes ☒ No ☐
5. Packing material used: Bubble Wrap ☒ Foam ☒ None ☐ Other :
6. Cooler temperature upon receipt _____ °C (see back of form for multiple coolers/temp)

METHOD: Temp Vial ☐ Coolant & Sample ☐ Against Bottles ☐ IR ☒ ICE/H_2O Slurry ☐

COOLANT: Wet Ice ☒ Blue Ice ☐ Dry Ice ☐ Water ☐ None ☐

7. Did all bottles arrive in good condition (Unbroken)? Yes ☒ No ☐
8. Could all bottle labels and/or tags be reconciled with the COC? Yes ☒ No ☐
9. Were samples at the correct pH upon receipt? Yes ☒ No ☐ NA ☐
10. Were correct bottles used for the tests indicated? Yes ☒ No ☐
11. Were air bubbles >6 mm in any VOA vials? Yes ☐ No ☒ NA ☐
12. Sufficient quantity received to perform indicated analyses? Yes ☒ No ☐
13. Was a Trip Blank present in the cooler? Yes ☒ No ☐ Were VOAs on the COC? Yes ☒ No ☐

Contacted PM _____ Date: _____ by: _____ via Voice Mail ☐ Verbal ☐ Other ☐

Concerning:

1. CHAIN OF CUSTODY

The following discrepancies occurred:

2. SAMPLE CONDITION

Sample(s) _____ were received after the recommended holding time had expired.

Sample(s) _____ were received in a broken container.

3. SAMPLE PRESERVATION

Sample(s) _____ were further preserved in sample receiving to meet recommended pH level(s). *Nitric Acid Lot #042607-HNO3 - Sulfuric Acid Lot # 092006-H2SO4; Sodium Hydroxide Lot # 122805 -NaOH; Hydrochloric Acid Lot # 100504-HCl; Sodium Hydroxide and Zinc Acetate Lot # 050205-CH3COO2ZN/NaOH*

Sample(s) _____ were received with bubble > 6 mm in diameter (cc: PM)

4. Other (see below or back)

Client ID	pH	Date	Initials
496-GW	>12	7/12/07	JW
496-GF	<2		
472-GW	>12		
472-GF	<2		
Dup1-GW	>12		
Dup1-GF	<2		
479-GW	>12		
479-GF	<2		
0500-GW	>12		
0500-GF	<2		

TestAmerica Cooler Receipt Form/Narrative
North Canton Facility

Lot Number: 470120101

Client: EQM Project: RVAAP Quote#:

Cooler Received on: 12 JUL 2007 Opened on: 12 JUL 2007 By: Matt Ferrel (Signature)

Fedx ☐ Client Drop Off ☐ UPS ☐ DHL ☐ FAS ☐ TestAmerica Courier ☒

Stetson ☐ US Cargo ☐ Other:

TestAmerica Cooler No# BACK Foam Box ☐ Client Cooler ☐ Other

1. Were custody seals on the outside of the cooler? Yes ☒ No ☐ Intact? Yes ☒ No ☐ NA ☐
   If YES, Quantity FOUR
   Were the custody seals signed and dated? Yes ☒ No ☐ NA ☐
2. Shipper's packing slip attached to this form? Yes ☐ No ☐ NA ☒
3. Did custody papers accompany the samples? Yes ☒ No ☐ Relinquished by client? Yes ☒ No ☐
4. Did you sign the custody papers in the appropriate place? Yes ☒ No ☐
5. Packing material used: Bubble Wrap ☒ Foam ☐ None ☐ Other: PLASTIC BAG
6. Cooler temperature upon receipt BACK °C (see back of form for multiple coolers/temp)

METHOD: Temp Vial ☐ Coolant & Sample ☐ Against Bottles ☐ IR ☒ ICE/H_2O Slurry ☐

COOLANT: Wet Ice ☒ Blue Ice ☐ Dry Ice ☐ Water ☐ None ☐

7. Did all bottles arrive in good condition (Unbroken)? Yes ☒ No ☐
8. Could all bottle labels and/or tags be reconciled with the COC? Yes ☒ No ☐
9. Were samples at the correct pH upon receipt? Yes ☒ No ☐ NA ☐
10. Were correct bottles used for the tests indicated? Yes ☒ No ☐
11. Were air bubbles >6 mm in any VOA vials? Yes ☐ No ☒ NA ☐
12. Sufficient quantity received to perform indicated analyses? Yes ☒ No ☐
13. Was a Trip Blank present in the cooler? Yes ☒ No ☐ Were VOAs on the COC? Yes ☒ No ☐

Contacted PM _____ Date: _____ by: _____ via Voice Mail ☐ Verbal ☐ Other ☐

Concerning:

1. CHAIN OF CUSTODY

The following discrepancies occurred:

2. SAMPLE CONDITION

Sample(s) _____ were received after the recommended holding time had expired.

Sample(s) _____ were received in a broken container.

3. SAMPLE PRESERVATION

Sample(s) _____ were further preserved in sample receiving to meet recommended pH level(s). *Nitric Acid Lot #042607-HNO3 - Sulfuric Acid Lot # 092006-H2SO4; Sodium Hydroxide Lot # 122805 -NaOH; Hydrochloric Acid Lot # 100504-HCl; Sodium Hydroxide and Zinc Acetate Lot # 050205-CH3COO2ZN/NaOH*

Sample(s) _____ were received with bubble > 6 mm in diameter (cc: PM)

4. Other (see below or back)

Client ID	pH	Date	Initials
494-GW	<2 → MAF 7/12	12 JUL 2007	MAP
494-GF	>12		
490-GW	<2		
490-GF	>12		
464-GW	<2		
464-GF	>12		
491-GW	<2		
491-GF	>12		

TestAmerica Cooler Receipt Form/Narrative
North Canton Facility

Lot Number: A7G120101

Client: EQM Project: RVAAP Quote#:

Cooler Received on: 12 Jul 2007 Opened on: 12 Jul 2007 By: Matt Ferrel (Signature)

Fedx ☐ Client Drop Off ☐ UPS ☐ DHL ☐ FAS ☐ TestAmerica Courier ☒

Stetson ☐ US Cargo ☐ Other:

TestAmerica Cooler No# BACK Foam Box ☐ Client Cooler ☐ Other

1. Were custody seals on the outside of the cooler? Yes ☒ No ☐ Intact? Yes ☒ No ☐ NA ☐
   If YES, Quantity SIX
   Were the custody seals signed and dated? Yes ☒ No ☐ NA ☐
2. Shipper's packing slip attached to this form? Yes ☐ No ☐ NA ☒
3. Did custody papers accompany the samples? Yes ☒ No ☐ Relinquished by client? Yes ☒ No ☐
4. Did you sign the custody papers in the appropriate place? Yes ☒ No ☐
5. Packing material used: Bubble Wrap ☒ Foam ☐ None ☐ Other: PLASTIC BAGS
6. Cooler temperature upon receipt BACK °C (see back of form for multiple coolers/temp)

METHOD: Temp Vial ☐ Coolant & Sample ☐ Against Bottles ☐ IR ☒ ICE/H_2O Slurry ☐

COOLANT: Wet Ice ☒ Blue Ice ☐ Dry Ice ☐ Water ☐ None ☐

7. Did all bottles arrive in good condition (Unbroken)? Yes ☒ No ☐
8. Could all bottle labels and/or tags be reconciled with the COC? Yes ☒ No ☐
9. Were samples at the correct pH upon receipt? Yes ☒ No ☐ NA ☐
10. Were correct bottles used for the tests indicated? Yes ☒ No ☐
11. Were air bubbles >6 mm in any VOA vials? Yes ☐ No ☒ NA ☐
12. Sufficient quantity received to perform indicated analyses? Yes ☒ No ☐
13. Was a Trip Blank present in the cooler? Yes ☒ No ☐ Were VOAs on the COC? Yes ☒ No ☐

Contacted PM MJL Date: 7/12/07 by: JM via Voice Mail ☒ Verbal ☐ Other ☐

Concerning: Discrepancy below

1. CHAIN OF CUSTODY

The following discrepancies occurred:
RECEIVED 1X 250ml H_2SO_4 PRESERVED FOR 466-GW
NOT ON COC, ONLY RECEIVED 2 x 250ml NaOH
PRESERVED FOR 466-GW, COC = ~~3x40ml~~
Labels = FWG WBGmw-007C-0495-GW + GF ~~COC=FW~~ 3 x 250 ml
COC= FWGWBGmw-00 C-0495-GW + GF Will log IDs per labels
on bottles

2. SAMPLE CONDITION

Sample(s) _____ were received after the recommended holding time had expired.

Sample(s) _____ were received in a broken container.

3. SAMPLE PRESERVATION

Sample(s) _____ were further preserved in sample receiving to meet recommended pH level(s). *Nitric Acid Lot #042607-HNO3 - Sulfuric Acid Lot # 092006-H2SO4; Sodium Hydroxide Lot # 122805 -NaOH; Hydrochloric Acid Lot # 100504-HCl; Sodium Hydroxide and Zinc Acetate Lot # 050205-CH3COO2ZN/NaOH*

Sample(s) _____ were received with bubble > 6 mm in diameter (cc: PM)

4. Other (see below or back)

Client ID	pH	Date	Initials
495-GW	>12	12 JUL 2007	MAF
495-GF	<2		
466-GW	>12 >12 <2		
466-GF	<2 <2 <2		
478-GW	>12		
478-GF	<2		
503-GW	<2 >12		

TestAmerica Cooler Receipt Form/Narrative
North Canton Facility

Client ID	pH	Date	Initials

Cooler	Temp	Method	Coolant
L035	1.3	IR	WET ICE
L080	2.2		
L038	2.6		
L093	5.1		
A010	3.6		
C153	1.4		

Discrepancies Cont'd

Environmental Quality Mgt., Inc.

Client Sample ID: FWGWBGmw-009C-0496-GW

GC/MS Volatiles

Lot-Sample #...: A7G120101-001 **Work Order #...:** J2N9X1AA **Matrix.....:** WG
Date Sampled...: 07/11/07 09:34 **Date Received..:** 07/12/07
Prep Date.....: 07/18/07 **Analysis Date..:** 07/18/07
Prep Batch #...: 7199294
Dilution Factor: 1 **Initial Wgt/Vol:** 5 mL **Final Wgt/Vol..:** 5 mL
Method.....: SW846 8260B

PARAMETER	RESULT	REPORTING LIMIT	UNITS	MDL
Bromochloromethane	ND	1.0	ug/L	0.29
1,2-Dibromoethane	ND	1.0	ug/L	0.24
o-Xylene	ND	1.0	ug/L	0.14
m-Xylene & p-Xylene	ND	2.0	ug/L	0.24
cis-1,2-Dichloroethene	ND	1.0	ug/L	0.17
trans-1,2-Dichloroethene	ND	1.0	ug/L	0.19
Chloromethane	ND	1.0	ug/L	0.30
Bromomethane	ND	1.0	ug/L	0.41
Vinyl chloride	ND	1.0	ug/L	0.22
Chloroethane	ND	1.0	ug/L	0.29
Methylene chloride	ND	2.0	ug/L	0.33
Acetone	ND	10	ug/L	1.1
Carbon disulfide	ND	1.0	ug/L	0.13
1,1-Dichloroethene	ND	1.0	ug/L	0.19
1,1-Dichloroethane	ND	1.0	ug/L	0.15
1,2-Dichloroethene (total)	ND	1.0	ug/L	0.34
Chloroform	ND	1.0	ug/L	0.16
1,2-Dichloroethane	ND	1.0	ug/L	0.22
2-Butanone	ND	10	ug/L	0.57
1,1,1-Trichloroethane	ND	1.0	ug/L	0.22
Carbon tetrachloride	ND	1.0	ug/L	0.13
Bromodichloromethane	ND	1.0	ug/L	0.15
1,2-Dichloropropane	ND	1.0	ug/L	0.18
cis-1,3-Dichloropropene	ND	1.0	ug/L	0.14
Trichloroethene	ND	1.0	ug/L	0.17
Dibromochloromethane	ND	1.0	ug/L	0.18
1,1,2-Trichloroethane	ND	1.0	ug/L	0.27
Benzene	ND	1.0	ug/L	0.13
trans-1,3-Dichloropropene	ND	1.0	ug/L	0.19
Bromoform	ND	1.0	ug/L	0.64
4-Methyl-2-pentanone	ND	10	ug/L	0.32
2-Hexanone	ND	10	ug/L	0.41
Tetrachloroethene	ND	1.0	ug/L	0.29
1,1,2,2-Tetrachloroethane	ND	1.0	ug/L	0.18
Toluene	ND	1.0	ug/L	0.13
Chlorobenzene	ND	1.0	ug/L	0.15
Ethylbenzene	ND	1.0	ug/L	0.17

(Continued on next page)

Environmental Quality Mgt., Inc.

Client Sample ID: FWGWBGmw-009C-0496-GW

GC/MS Volatiles

Lot-Sample #...: A7G120101-001 Work Order #...: J2N9X1AA Matrix.....: WG

PARAMETER	RESULT	REPORTING LIMIT	UNITS	MDL
Styrene	ND	1.0	ug/L	0.11
Xylenes (total)	ND	2.0	ug/L	0.28

SURROGATE	PERCENT RECOVERY	RECOVERY LIMITS
Dibromofluoromethane	110	(50 - 150)
1,2-Dichloroethane-d4	90	(50 - 150)
Toluene-d8	94	(50 - 150)
4-Bromofluorobenzene	83	(50 - 150)

Environmental Quality Mgt., Inc.

Client Sample ID: FWGBKGmw-020C-0472-GW

GC/MS Volatiles

Lot-Sample #...: A7G120101-003 **Work Order #...:** J2N931AA **Matrix.....:** WG
Date Sampled...: 07/11/07 11:09 **Date Received..:** 07/12/07
Prep Date.....: 07/18/07 **Analysis Date..:** 07/18/07
Prep Batch #...: 7199294
Dilution Factor: 1 **Initial Wgt/Vol:** 5 mL **Final Wgt/Vol..:** 5 mL
Method.....: SW846 8260B

PARAMETER	RESULT	REPORTING LIMIT	UNITS	MDL
Bromochloromethane	ND	1.0	ug/L	0.29
1,2-Dibromoethane	ND	1.0	ug/L	0.24
o-Xylene	ND	1.0	ug/L	0.14
m-Xylene & p-Xylene	ND	2.0	ug/L	0.24
cis-1,2-Dichloroethene	ND	1.0	ug/L	0.17
trans-1,2-Dichloroethene	ND	1.0	ug/L	0.19
Chloromethane	ND	1.0	ug/L	0.30
Bromomethane	ND	1.0	ug/L	0.41
Vinyl chloride	ND	1.0	ug/L	0.22
Chloroethane	ND	1.0	ug/L	0.29
Methylene chloride	ND	2.0	ug/L	0.33
Acetone	ND	10	ug/L	1.1
Carbon disulfide	ND	1.0	ug/L	0.13
1,1-Dichloroethene	ND	1.0	ug/L	0.19
1,1-Dichloroethane	ND	1.0	ug/L	0.15
1,2-Dichloroethene (total)	ND	1.0	ug/L	0.34
Chloroform	ND	1.0	ug/L	0.16
1,2-Dichloroethane	ND	1.0	ug/L	0.22
2-Butanone	ND	10	ug/L	0.57
1,1,1-Trichloroethane	ND	1.0	ug/L	0.22
Carbon tetrachloride	ND	1.0	ug/L	0.13
Bromodichloromethane	ND	1.0	ug/L	0.15
1,2-Dichloropropane	ND	1.0	ug/L	0.18
cis-1,3-Dichloropropene	ND	1.0	ug/L	0.14
Trichloroethene	ND	1.0	ug/L	0.17
Dibromochloromethane	ND	1.0	ug/L	0.18
1,1,2-Trichloroethane	ND	1.0	ug/L	0.27
Benzene	ND	1.0	ug/L	0.13
trans-1,3-Dichloropropene	ND	1.0	ug/L	0.19
Bromoform	ND	1.0	ug/L	0.64
4-Methyl-2-pentanone	ND	10	ug/L	0.32
2-Hexanone	ND	10	ug/L	0.41
Tetrachloroethene	ND	1.0	ug/L	0.29
1,1,2,2-Tetrachloroethane	ND	1.0	ug/L	0.18
Toluene	ND	1.0	ug/L	0.13
Chlorobenzene	ND	1.0	ug/L	0.15
Ethylbenzene	ND	1.0	ug/L	0.17

(Continued on next page)

Environmental Quality Mgt., Inc.

Client Sample ID: FWGBKGmw-020C-0472-GW

GC/MS Volatiles

Lot-Sample #...: A7G120101-003 Work Order #...: J2N931AA Matrix.....: WG

PARAMETER	RESULT	REPORTING LIMIT	UNITS	MDL
Styrene	ND	1.0	ug/L	0.11
Xylenes (total)	ND	2.0	ug/L	0.28

SURROGATE	PERCENT RECOVERY	RECOVERY LIMITS
Dibromofluoromethane	113	(50 - 150)
1,2-Dichloroethane-d4	91	(50 - 150)
Toluene-d8	90	(50 - 150)
4-Bromofluorobenzene	79	(50 - 150)

Environmental Quality Mgt., Inc.

Client Sample ID: FWGBKGmw-DUP1-0497-GW

GC/MS Volatiles

Lot-Sample #...: A7G120101-005 **Work Order #...:** J2N951AA **Matrix.....:** WG
Date Sampled...: 07/11/07 11:09 **Date Received..:** 07/12/07
Prep Date.....: 07/18/07 **Analysis Date..:** 07/18/07
Prep Batch #...: 7199294
Dilution Factor: 1 **Initial Wgt/Vol:** 5 mL **Final Wgt/Vol..:** 5 mL
Method.....: SW846 8260B

PARAMETER	RESULT	REPORTING LIMIT	UNITS	MDL
Bromochloromethane	ND	1.0	ug/L	0.29
1,2-Dibromoethane	ND	1.0	ug/L	0.24
o-Xylene	ND	1.0	ug/L	0.14
m-Xylene & p-Xylene	ND	2.0	ug/L	0.24
cis-1,2-Dichloroethene	ND	1.0	ug/L	0.17
trans-1,2-Dichloroethene	ND	1.0	ug/L	0.19
Chloromethane	**0.35 J**	**1.0**	**ug/L**	**0.30**
Bromomethane	ND	1.0	ug/L	0.41
Vinyl chloride	ND	1.0	ug/L	0.22
Chloroethane	ND	1.0	ug/L	0.29
Methylene chloride	ND	2.0	ug/L	0.33
Acetone	ND	10	ug/L	1.1
Carbon disulfide	ND	1.0	ug/L	0.13
1,1-Dichloroethene	ND	1.0	ug/L	0.19
1,1-Dichloroethane	ND	1.0	ug/L	0.15
1,2-Dichloroethene (total)	ND	1.0	ug/L	0.34
Chloroform	ND	1.0	ug/L	0.16
1,2-Dichloroethane	ND	1.0	ug/L	0.22
2-Butanone	ND	10	ug/L	0.57
1,1,1-Trichloroethane	ND	1.0	ug/L	0.22
Carbon tetrachloride	ND	1.0	ug/L	0.13
Bromodichloromethane	ND	1.0	ug/L	0.15
1,2-Dichloropropane	ND	1.0	ug/L	0.18
cis-1,3-Dichloropropene	ND	1.0	ug/L	0.14
Trichloroethene	ND	1.0	ug/L	0.17
Dibromochloromethane	ND	1.0	ug/L	0.18
1,1,2-Trichloroethane	ND	1.0	ug/L	0.27
Benzene	ND	1.0	ug/L	0.13
trans-1,3-Dichloropropene	ND	1.0	ug/L	0.19
Bromoform	ND	1.0	ug/L	0.64
4-Methyl-2-pentanone	ND	10	ug/L	0.32
2-Hexanone	ND	10	ug/L	0.41
Tetrachloroethene	ND	1.0	ug/L	0.29
1,1,2,2-Tetrachloroethane	ND	1.0	ug/L	0.18
Toluene	ND	1.0	ug/L	0.13
Chlorobenzene	ND	1.0	ug/L	0.15
Ethylbenzene	ND	1.0	ug/L	0.17

(Continued on next page)

Environmental Quality Mgt., Inc.

Client Sample ID: FWGBKGmw-DUP1-0497-GW

GC/MS Volatiles

Lot-Sample #...: A7G120101-005 Work Order #...: J2N951AA Matrix.....: WG

PARAMETER	RESULT	REPORTING LIMIT	UNITS	MDL
Styrene	ND	1.0	ug/L	0.11
Xylenes (total)	ND	2.0	ug/L	0.28

SURROGATE	PERCENT RECOVERY	RECOVERY LIMITS
Dibromofluoromethane	113	(50 - 150)
1,2-Dichloroethane-d4	93	(50 - 150)
Toluene-d8	91	(50 - 150)
4-Bromofluorobenzene	78	(50 - 150)

NOTE(S):

J Estimated result. Result is less than RL.

Environmental Quality Mgt., Inc.

Client Sample ID: FWGLL11mw-007C-0479-GW

GC/MS Volatiles

Lot-Sample #...: A7G120101-007 **Work Order #...:** J2N971AA **Matrix.....:** WG
Date Sampled...: 07/11/07 14:30 **Date Received..:** 07/12/07
Prep Date.....: 07/18/07 **Analysis Date..:** 07/18/07
Prep Batch #...: 7199294
Dilution Factor: 1 **Initial Wgt/Vol:** 5 mL **Final Wgt/Vol..:** 5 mL
Method.....: SW846 8260B

PARAMETER	RESULT	REPORTING LIMIT	UNITS	MDL
Bromochloromethane	ND	1.0	ug/L	0.29
1,2-Dibromoethane	ND	1.0	ug/L	0.24
o-Xylene	ND	1.0	ug/L	0.14
m-Xylene & p-Xylene	ND	2.0	ug/L	0.24
cis-1,2-Dichloroethene	ND	1.0	ug/L	0.17
trans-1,2-Dichloroethene	ND	1.0	ug/L	0.19
Chloromethane	ND	1.0	ug/L	0.30
Bromomethane	ND	1.0	ug/L	0.41
Vinyl chloride	ND	1.0	ug/L	0.22
Chloroethane	ND	1.0	ug/L	0.29
Methylene chloride	ND	2.0	ug/L	0.33
Acetone	ND	10	ug/L	1.1
Carbon disulfide	ND	1.0	ug/L	0.13
1,1-Dichloroethene	ND	1.0	ug/L	0.19
1,1-Dichloroethane	ND	1.0	ug/L	0.15
1,2-Dichloroethene (total)	ND	1.0	ug/L	0.34
Chloroform	ND	1.0	ug/L	0.16
1,2-Dichloroethane	ND	1.0	ug/L	0.22
2-Butanone	ND	10	ug/L	0.57
1,1,1-Trichloroethane	ND	1.0	ug/L	0.22
Carbon tetrachloride	ND	1.0	ug/L	0.13
Bromodichloromethane	ND	1.0	ug/L	0.15
1,2-Dichloropropane	ND	1.0	ug/L	0.18
cis-1,3-Dichloropropene	ND	1.0	ug/L	0.14
Trichloroethene	ND	1.0	ug/L	0.17
Dibromochloromethane	ND	1.0	ug/L	0.18
1,1,2-Trichloroethane	ND	1.0	ug/L	0.27
Benzene	ND	1.0	ug/L	0.13
trans-1,3-Dichloropropene	ND	1.0	ug/L	0.19
Bromoform	ND	1.0	ug/L	0.64
4-Methyl-2-pentanone	ND	10	ug/L	0.32
2-Hexanone	ND	10	ug/L	0.41
Tetrachloroethene	ND	1.0	ug/L	0.29
1,1,2,2-Tetrachloroethane	ND	1.0	ug/L	0.18
Toluene	ND	1.0	ug/L	0.13
Chlorobenzene	ND	1.0	ug/L	0.15
Ethylbenzene	ND	1.0	ug/L	0.17

(Continued on next page)

Environmental Quality Mgt., Inc.

Client Sample ID: FWGLL11mw-007C-0479-GW

GC/MS Volatiles

Lot-Sample #...: A7G120101-007 Work Order #...: J2N971AA Matrix.....: WG

PARAMETER	RESULT	REPORTING LIMIT	UNITS	MDL
Styrene	ND	1.0	ug/L	0.11
Xylenes (total)	ND	2.0	ug/L	0.28

SURROGATE	PERCENT RECOVERY	RECOVERY LIMITS
Dibromofluoromethane	112	(50 - 150)
1,2-Dichloroethane-d4	91	(50 - 150)
Toluene-d8	91	(50 - 150)
4-Bromofluorobenzene	80	(50 - 150)

Environmental Quality Mgt., Inc.

Client Sample ID: FWGLL11mw-DUP4-0500-GW

GC/MS Volatiles

Lot-Sample #...: A7G120101-009 **Work Order #...:** J2N991AA **Matrix.....:** WG
Date Sampled...: 07/11/07 14:30 **Date Received..:** 07/12/07
Prep Date.....: 07/18/07 **Analysis Date..:** 07/18/07
Prep Batch #...: 7199294
Dilution Factor: 1 **Initial Wgt/Vol:** 5 mL **Final Wgt/Vol..:** 5 mL
Method.....: SW846 8260B

PARAMETER	RESULT	REPORTING LIMIT	UNITS	MDL
Bromochloromethane	ND	1.0	ug/L	0.29
1,2-Dibromoethane	ND	1.0	ug/L	0.24
o-Xylene	ND	1.0	ug/L	0.14
m-Xylene & p-Xylene	ND	2.0	ug/L	0.24
cis-1,2-Dichloroethene	ND	1.0	ug/L	0.17
trans-1,2-Dichloroethene	ND	1.0	ug/L	0.19
Chloromethane	ND	1.0	ug/L	0.30
Bromomethane	ND	1.0	ug/L	0.41
Vinyl chloride	ND	1.0	ug/L	0.22
Chloroethane	ND	1.0	ug/L	0.29
Methylene chloride	ND	2.0	ug/L	0.33
Acetone	ND	10	ug/L	1.1
Carbon disulfide	ND	1.0	ug/L	0.13
1,1-Dichloroethene	ND	1.0	ug/L	0.19
1,1-Dichloroethane	ND	1.0	ug/L	0.15
1,2-Dichloroethene (total)	ND	1.0	ug/L	0.34
Chloroform	ND	1.0	ug/L	0.16
1,2-Dichloroethane	ND	1.0	ug/L	0.22
2-Butanone	ND	10	ug/L	0.57
1,1,1-Trichloroethane	ND	1.0	ug/L	0.22
Carbon tetrachloride	ND	1.0	ug/L	0.13
Bromodichloromethane	ND	1.0	ug/L	0.15
1,2-Dichloropropane	ND	1.0	ug/L	0.18
cis-1,3-Dichloropropene	ND	1.0	ug/L	0.14
Trichloroethene	ND	1.0	ug/L	0.17
Dibromochloromethane	ND	1.0	ug/L	0.18
1,1,2-Trichloroethane	ND	1.0	ug/L	0.27
Benzene	ND	1.0	ug/L	0.13
trans-1,3-Dichloropropene	ND	1.0	ug/L	0.19
Bromoform	ND	1.0	ug/L	0.64
4-Methyl-2-pentanone	ND	10	ug/L	0.32
2-Hexanone	ND	10	ug/L	0.41
Tetrachloroethene	ND	1.0	ug/L	0.29
1,1,2,2-Tetrachloroethane	ND	1.0	ug/L	0.18
Toluene	ND	1.0	ug/L	0.13
Chlorobenzene	ND	1.0	ug/L	0.15
Ethylbenzene	ND	1.0	ug/L	0.17

(Continued on next page)

Environmental Quality Mgt., Inc.

Client Sample ID: FWGLL11mw-DUP4-0500-GW

GC/MS Volatiles

Lot-Sample #...: A7G120101-009 Work Order #...: J2N991AA Matrix.....: WG

PARAMETER	RESULT	REPORTING LIMIT	UNITS	MDL
Styrene	ND	1.0	ug/L	0.11
Xylenes (total)	ND	2.0	ug/L	0.28

SURROGATE	PERCENT RECOVERY	RECOVERY LIMITS
Dibromofluoromethane	112	(50 - 150)
1,2-Dichloroethane-d4	91	(50 - 150)
Toluene-d8	91	(50 - 150)
4-Bromofluorobenzene	80	(50 - 150)

Environmental Quality Mgt., Inc.

Client Sample ID: FWGTRIP-Team1

GC/MS Volatiles

Lot-Sample #...: A7G120101-011 **Work Order #...:** J2PAC1AA **Matrix.....:** WQ
Date Sampled...: 07/11/07 08:00 **Date Received..:** 07/12/07
Prep Date.....: 07/18/07 **Analysis Date..:** 07/18/07
Prep Batch #...: 7199294
Dilution Factor: 1 **Initial Wgt/Vol:** 5 mL **Final Wgt/Vol..:** 5 mL
Method.....: SW846 8260B

PARAMETER	RESULT	REPORTING LIMIT	UNITS	MDL
Bromochloromethane	ND	1.0	ug/L	0.29
1,2-Dibromoethane	ND	1.0	ug/L	0.24
o-Xylene	ND	1.0	ug/L	0.14
m-Xylene & p-Xylene	ND	2.0	ug/L	0.24
cis-1,2-Dichloroethene	ND	1.0	ug/L	0.17
trans-1,2-Dichloroethene	ND	1.0	ug/L	0.19
Chloromethane	ND	1.0	ug/L	0.30
Bromomethane	ND	1.0	ug/L	0.41
Vinyl chloride	ND	1.0	ug/L	0.22
Chloroethane	ND	1.0	ug/L	0.29
Methylene chloride	ND	2.0	ug/L	0.33
Acetone	ND	10	ug/L	1.1
Carbon disulfide	ND	1.0	ug/L	0.13
1,1-Dichloroethene	ND	1.0	ug/L	0.19
1,1-Dichloroethane	ND	1.0	ug/L	0.15
1,2-Dichloroethene (total)	ND	1.0	ug/L	0.34
Chloroform	ND	1.0	ug/L	0.16
1,2-Dichloroethane	ND	1.0	ug/L	0.22
2-Butanone	ND	10	ug/L	0.57
1,1,1-Trichloroethane	ND	1.0	ug/L	0.22
Carbon tetrachloride	ND	1.0	ug/L	0.13
Bromodichloromethane	ND	1.0	ug/L	0.15
1,2-Dichloropropane	ND	1.0	ug/L	0.18
cis-1,3-Dichloropropene	ND	1.0	ug/L	0.14
Trichloroethene	ND	1.0	ug/L	0.17
Dibromochloromethane	ND	1.0	ug/L	0.18
1,1,2-Trichloroethane	ND	1.0	ug/L	0.27
Benzene	ND	1.0	ug/L	0.13
trans-1,3-Dichloropropene	ND	1.0	ug/L	0.19
Bromoform	ND	1.0	ug/L	0.64
4-Methyl-2-pentanone	ND	10	ug/L	0.32
2-Hexanone	ND	10	ug/L	0.41
Tetrachloroethene	ND	1.0	ug/L	0.29
1,1,2,2-Tetrachloroethane	ND	1.0	ug/L	0.18
Toluene	ND	1.0	ug/L	0.13
Chlorobenzene	ND	1.0	ug/L	0.15
Ethylbenzene	ND	1.0	ug/L	0.17

(Continued on next page)

Environmental Quality Mgt., Inc.

Client Sample ID: FWGTRIP-Team1

GC/MS Volatiles

Lot-Sample #...: A7G120101-011 **Work Order #...:** J2PAC1AA **Matrix.....:** WQ

PARAMETER	RESULT	REPORTING LIMIT	UNITS	MDL
Styrene	ND	1.0	ug/L	0.11
Xylenes (total)	ND	2.0	ug/L	0.28

SURROGATE	PERCENT RECOVERY	RECOVERY LIMITS
Dibromofluoromethane	114	(50 - 150)
1,2-Dichloroethane-d4	95	(50 - 150)
Toluene-d8	90	(50 - 150)
4-Bromofluorobenzene	82	(50 - 150)

Environmental Quality Mgt., Inc.

Client Sample ID: FWGWBGmw-006C-0494-GW

GC/MS Volatiles

Lot-Sample #...: A7G120101-012 **Work Order #...:** J2PAM1AA **Matrix.....:** WG
Date Sampled...: 07/11/07 09:15 **Date Received..:** 07/12/07
Prep Date.....: 07/18/07 **Analysis Date..:** 07/18/07
Prep Batch #...: 7199294
Dilution Factor: 1 **Initial Wgt/Vol:** 5 mL **Final Wgt/Vol..:** 5 mL
Method.....: SW846 8260B

PARAMETER	RESULT	REPORTING LIMIT	UNITS	MDL
Bromochloromethane	ND	1.0	ug/L	0.29
1,2-Dibromoethane	ND	1.0	ug/L	0.24
o-Xylene	ND	1.0	ug/L	0.14
m-Xylene & p-Xylene	ND	2.0	ug/L	0.24
cis-1,2-Dichloroethene	ND	1.0	ug/L	0.17
trans-1,2-Dichloroethene	ND	1.0	ug/L	0.19
Chloromethane	ND	1.0	ug/L	0.30
Bromomethane	ND	1.0	ug/L	0.41
Vinyl chloride	ND	1.0	ug/L	0.22
Chloroethane	ND	1.0	ug/L	0.29
Methylene chloride	ND	2.0	ug/L	0.33
Acetone	ND	10	ug/L	1.1
Carbon disulfide	ND	1.0	ug/L	0.13
1,1-Dichloroethene	ND	1.0	ug/L	0.19
1,1-Dichloroethane	ND	1.0	ug/L	0.15
1,2-Dichloroethene (total)	ND	1.0	ug/L	0.34
Chloroform	ND	1.0	ug/L	0.16
1,2-Dichloroethane	ND	1.0	ug/L	0.22
2-Butanone	ND	10	ug/L	0.57
1,1,1-Trichloroethane	ND	1.0	ug/L	0.22
Carbon tetrachloride	ND	1.0	ug/L	0.13
Bromodichloromethane	ND	1.0	ug/L	0.15
1,2-Dichloropropane	ND	1.0	ug/L	0.18
cis-1,3-Dichloropropene	ND	1.0	ug/L	0.14
Trichloroethene	ND	1.0	ug/L	0.17
Dibromochloromethane	ND	1.0	ug/L	0.18
1,1,2-Trichloroethane	ND	1.0	ug/L	0.27
Benzene	ND	1.0	ug/L	0.13
trans-1,3-Dichloropropene	ND	1.0	ug/L	0.19
Bromoform	ND	1.0	ug/L	0.64
4-Methyl-2-pentanone	ND	10	ug/L	0.32
2-Hexanone	ND	10	ug/L	0.41
Tetrachloroethene	ND	1.0	ug/L	0.29
1,1,2,2-Tetrachloroethane	ND	1.0	ug/L	0.18
Toluene	ND	1.0	ug/L	0.13
Chlorobenzene	ND	1.0	ug/L	0.15
Ethylbenzene	ND	1.0	ug/L	0.17

(Continued on next page)

Environmental Quality Mgt., Inc.

Client Sample ID: FWGWBGmw-006C-0494-GW

GC/MS Volatiles

Lot-Sample #...: A7G120101-012 Work Order #...: J2PAM1AA Matrix.....: WG

PARAMETER	RESULT	REPORTING LIMIT	UNITS	MDL
Styrene	ND	1.0	ug/L	0.11
Xylenes (total)	ND	2.0	ug/L	0.28

SURROGATE	PERCENT RECOVERY	RECOVERY LIMITS
Dibromofluoromethane	113	(50 - 150)
1,2-Dichloroethane-d4	92	(50 - 150)
Toluene-d8	92	(50 - 150)
4-Bromofluorobenzene	78	(50 - 150)

Environmental Quality Mgt., Inc.

Client Sample ID: FWGLL3mw-238C-0490-GW

GC/MS Volatiles

Lot-Sample #...: A7G120101-014 **Work Order #...:** J2PA21AA **Matrix.....:** WG
Date Sampled...: 07/11/07 11:30 **Date Received..:** 07/12/07
Prep Date.....: 07/18/07 **Analysis Date..:** 07/18/07
Prep Batch #...: 7199294
Dilution Factor: 1 **Initial Wgt/Vol:** 5 mL **Final Wgt/Vol..:** 5 mL
Method.....: SW846 8260B

PARAMETER	RESULT	REPORTING LIMIT	UNITS	MDL
Bromochloromethane	ND	1.0	ug/L	0.29
1,2-Dibromoethane	ND	1.0	ug/L	0.24
o-Xylene	ND	1.0	ug/L	0.14
m-Xylene & p-Xylene	ND	2.0	ug/L	0.24
cis-1,2-Dichloroethene	ND	1.0	ug/L	0.17
trans-1,2-Dichloroethene	ND	1.0	ug/L	0.19
Chloromethane	ND	1.0	ug/L	0.30
Bromomethane	ND	1.0	ug/L	0.41
Vinyl chloride	ND	1.0	ug/L	0.22
Chloroethane	ND	1.0	ug/L	0.29
Methylene chloride	ND	2.0	ug/L	0.33
Acetone	ND	10	ug/L	1.1
Carbon disulfide	ND	1.0	ug/L	0.13
1,1-Dichloroethene	ND	1.0	ug/L	0.19
1,1-Dichloroethane	ND	1.0	ug/L	0.15
1,2-Dichloroethene (total)	ND	1.0	ug/L	0.34
Chloroform	ND	1.0	ug/L	0.16
1,2-Dichloroethane	ND	1.0	ug/L	0.22
2-Butanone	ND	10	ug/L	0.57
1,1,1-Trichloroethane	ND	1.0	ug/L	0.22
Carbon tetrachloride	ND	1.0	ug/L	0.13
Bromodichloromethane	ND	1.0	ug/L	0.15
1,2-Dichloropropane	ND	1.0	ug/L	0.18
cis-1,3-Dichloropropene	ND	1.0	ug/L	0.14
Trichloroethene	ND	1.0	ug/L	0.17
Dibromochloromethane	ND	1.0	ug/L	0.18
1,1,2-Trichloroethane	ND	1.0	ug/L	0.27
Benzene	ND	1.0	ug/L	0.13
trans-1,3-Dichloropropene	ND	1.0	ug/L	0.19
Bromoform	ND	1.0	ug/L	0.64
4-Methyl-2-pentanone	ND	10	ug/L	0.32
2-Hexanone	ND	10	ug/L	0.41
Tetrachloroethene	ND	1.0	ug/L	0.29
1,1,2,2-Tetrachloroethane	ND	1.0	ug/L	0.18
Toluene	ND	1.0	ug/L	0.13
Chlorobenzene	ND	1.0	ug/L	0.15
Ethylbenzene	ND	1.0	ug/L	0.17

(Continued on next page)

Environmental Quality Mgt., Inc.

Client Sample ID: FWGLL3mw-238C-0490-GW

GC/MS Volatiles

Lot-Sample #...: A7G120101-014 Work Order #...: J2PA21AA Matrix.....: WG

PARAMETER	RESULT	REPORTING LIMIT	UNITS	MDL
Styrene	ND	1.0	ug/L	0.11
Xylenes (total)	ND	2.0	ug/L	0.28

SURROGATE	PERCENT RECOVERY	RECOVERY LIMITS
Dibromofluoromethane	113	(50 - 150)
1,2-Dichloroethane-d4	92	(50 - 150)
Toluene-d8	90	(50 - 150)
4-Bromofluorobenzene	81	(50 - 150)

Environmental Quality Mgt., Inc.

Client Sample ID: FWGBKGmw-010C-0464-GW

GC/MS Volatiles

Lot-Sample #...: A7G120101-018 **Work Order #...:** J2PCQ1AA **Matrix.....:** WG
Date Sampled...: 07/10/07 17:05 **Date Received..:** 07/12/07
Prep Date.....: 07/18/07 **Analysis Date..:** 07/18/07
Prep Batch #...: 7199294
Dilution Factor: 1 **Initial Wgt/Vol:** 5 mL **Final Wgt/Vol..:** 5 mL
Method.....: SW846 8260B

PARAMETER	RESULT	REPORTING LIMIT	UNITS	MDL
Bromochloromethane	ND	1.0	ug/L	0.29
1,2-Dibromoethane	ND	1.0	ug/L	0.24
o-Xylene	ND	1.0	ug/L	0.14
m-Xylene & p-Xylene	ND	2.0	ug/L	0.24
cis-1,2-Dichloroethene	ND	1.0	ug/L	0.17
trans-1,2-Dichloroethene	ND	1.0	ug/L	0.19
Chloromethane	ND	1.0	ug/L	0.30
Bromomethane	ND	1.0	ug/L	0.41
Vinyl chloride	ND	1.0	ug/L	0.22
Chloroethane	ND	1.0	ug/L	0.29
Methylene chloride	ND	2.0	ug/L	0.33
Acetone	ND	10	ug/L	1.1
Carbon disulfide	ND	1.0	ug/L	0.13
1,1-Dichloroethene	ND	1.0	ug/L	0.19
1,1-Dichloroethane	ND	1.0	ug/L	0.15
1,2-Dichloroethene (total)	ND	1.0	ug/L	0.34
Chloroform	ND	1.0	ug/L	0.16
1,2-Dichloroethane	ND	1.0	ug/L	0.22
2-Butanone	ND	10	ug/L	0.57
1,1,1-Trichloroethane	ND	1.0	ug/L	0.22
Carbon tetrachloride	ND	1.0	ug/L	0.13
Bromodichloromethane	ND	1.0	ug/L	0.15
1,2-Dichloropropane	ND	1.0	ug/L	0.18
cis-1,3-Dichloropropene	ND	1.0	ug/L	0.14
Trichloroethene	ND	1.0	ug/L	0.17
Dibromochloromethane	ND	1.0	ug/L	0.18
1,1,2-Trichloroethane	ND	1.0	ug/L	0.27
Benzene	ND	1.0	ug/L	0.13
trans-1,3-Dichloropropene	ND	1.0	ug/L	0.19
Bromoform	ND	1.0	ug/L	0.64
4-Methyl-2-pentanone	ND	10	ug/L	0.32
2-Hexanone	ND	10	ug/L	0.41
Tetrachloroethene	ND	1.0	ug/L	0.29
1,1,2,2-Tetrachloroethane	ND	1.0	ug/L	0.18
Toluene	ND	1.0	ug/L	0.13
Chlorobenzene	ND	1.0	ug/L	0.15
Ethylbenzene	ND	1.0	ug/L	0.17

(Continued on next page)

Environmental Quality Mgt., Inc.

Client Sample ID: FWGBKGmw-010C-0464-GW

GC/MS Volatiles

Lot-Sample #...: A7G120101-018 Work Order #...: J2PCQ1AA Matrix.....: WG

PARAMETER	RESULT	REPORTING LIMIT	UNITS	MDL
Styrene	ND	1.0	ug/L	0.11
Xylenes (total)	ND	2.0	ug/L	0.28

SURROGATE	PERCENT RECOVERY	RECOVERY LIMITS
Dibromofluoromethane	111	(50 - 150)
1,2-Dichloroethane-d4	90	(50 - 150)
Toluene-d8	91	(50 - 150)
4-Bromofluorobenzene	79	(50 - 150)

Environmental Quality Mgt., Inc.

Client Sample ID: FWGLL3mw-242C-0491-GW

GC/MS Volatiles

Lot-Sample #...: A7G120101-019 **Work Order #...:** J2PCV1AA **Matrix.....:** WG
Date Sampled...: 07/11/07 15:50 **Date Received..:** 07/12/07
Prep Date.....: 07/18/07 **Analysis Date..:** 07/18/07
Prep Batch #...: 7199294
Dilution Factor: 1 **Initial Wgt/Vol:** 5 mL **Final Wgt/Vol..:** 5 mL
Method.....: SW846 8260B

PARAMETER	RESULT	REPORTING LIMIT	UNITS	MDL
Bromochloromethane	ND	1.0	ug/L	0.29
1,2-Dibromoethane	ND	1.0	ug/L	0.24
o-Xylene	ND	1.0	ug/L	0.14
m-Xylene & p-Xylene	ND	2.0	ug/L	0.24
cis-1,2-Dichloroethene	ND	1.0	ug/L	0.17
trans-1,2-Dichloroethene	ND	1.0	ug/L	0.19
Chloromethane	ND	1.0	ug/L	0.30
Bromomethane	ND	1.0	ug/L	0.41
Vinyl chloride	ND	1.0	ug/L	0.22
Chloroethane	ND	1.0	ug/L	0.29
Methylene chloride	ND	2.0	ug/L	0.33
Acetone	ND	10	ug/L	1.1
Carbon disulfide	ND	1.0	ug/L	0.13
1,1-Dichloroethene	ND	1.0	ug/L	0.19
1,1-Dichloroethane	ND	1.0	ug/L	0.15
1,2-Dichloroethene (total)	ND	1.0	ug/L	0.34
Chloroform	ND	1.0	ug/L	0.16
1,2-Dichloroethane	ND	1.0	ug/L	0.22
2-Butanone	ND	10	ug/L	0.57
1,1,1-Trichloroethane	ND	1.0	ug/L	0.22
Carbon tetrachloride	ND	1.0	ug/L	0.13
Bromodichloromethane	ND	1.0	ug/L	0.15
1,2-Dichloropropane	ND	1.0	ug/L	0.18
cis-1,3-Dichloropropene	ND	1.0	ug/L	0.14
Trichloroethene	ND	1.0	ug/L	0.17
Dibromochloromethane	ND	1.0	ug/L	0.18
1,1,2-Trichloroethane	ND	1.0	ug/L	0.27
Benzene	ND	1.0	ug/L	0.13
trans-1,3-Dichloropropene	ND	1.0	ug/L	0.19
Bromoform	ND	1.0	ug/L	0.64
4-Methyl-2-pentanone	ND	10	ug/L	0.32
2-Hexanone	ND	10	ug/L	0.41
Tetrachloroethene	ND	1.0	ug/L	0.29
1,1,2,2-Tetrachloroethane	ND	1.0	ug/L	0.18
Toluene	ND	1.0	ug/L	0.13
Chlorobenzene	ND	1.0	ug/L	0.15
Ethylbenzene	ND	1.0	ug/L	0.17

(Continued on next page)

Environmental Quality Mgt., Inc.

Client Sample ID: FWGLL3mw-242C-0491-GW

GC/MS Volatiles

Lot-Sample #...: A7G120101-019 Work Order #...: J2PCV1AA Matrix.....: WG

PARAMETER	RESULT	REPORTING LIMIT	UNITS	MDL
Styrene	ND	1.0	ug/L	0.11
Xylenes (total)	ND	2.0	ug/L	0.28

SURROGATE	PERCENT RECOVERY	RECOVERY LIMITS
Dibromofluoromethane	115	(50 - 150)
1,2-Dichloroethane-d4	90	(50 - 150)
Toluene-d8	89	(50 - 150)
4-Bromofluorobenzene	81	(50 - 150)

Environmental Quality Mgt., Inc.

Client Sample ID: FWGTRIPTeam3

GC/MS Volatiles

Lot-Sample #...: A7G120101-021 **Work Order #...:** J2PCX1AA **Matrix.....:** WQ
Date Sampled...: 07/11/07 08:00 **Date Received..:** 07/12/07
Prep Date.....: 07/18/07 **Analysis Date..:** 07/18/07
Prep Batch #...: 7199294
Dilution Factor: 1 **Initial Wgt/Vol:** 5 mL **Final Wgt/Vol..:** 5 mL
Method.....: SW846 8260B

PARAMETER	RESULT	REPORTING LIMIT	UNITS	MDL
m-Xylene & p-Xylene	ND	2.0	ug/L	0.24
cis-1,2-Dichloroethene	ND	1.0	ug/L	0.17
Bromochloromethane	ND	1.0	ug/L	0.29
1,2-Dibromoethane	ND	1.0	ug/L	0.24
o-Xylene	ND	1.0	ug/L	0.14
trans-1,2-Dichloroethene	ND	1.0	ug/L	0.19
Chloromethane	ND	1.0	ug/L	0.30
Bromomethane	ND	1.0	ug/L	0.41
Vinyl chloride	ND	1.0	ug/L	0.22
Chloroethane	ND	1.0	ug/L	0.29
Methylene chloride	ND	2.0	ug/L	0.33
Acetone	ND	10	ug/L	1.1
Carbon disulfide	ND	1.0	ug/L	0.13
1,1-Dichloroethene	ND	1.0	ug/L	0.19
1,1-Dichloroethane	ND	1.0	ug/L	0.15
1,2-Dichloroethene (total)	ND	1.0	ug/L	0.34
Chloroform	ND	1.0	ug/L	0.16
1,2-Dichloroethane	ND	1.0	ug/L	0.22
2-Butanone	ND	10	ug/L	0.57
1,1,1-Trichloroethane	ND	1.0	ug/L	0.22
Carbon tetrachloride	ND	1.0	ug/L	0.13
Bromodichloromethane	ND	1.0	ug/L	0.15
1,2-Dichloropropane	ND	1.0	ug/L	0.18
cis-1,3-Dichloropropene	ND	1.0	ug/L	0.14
Trichloroethene	ND	1.0	ug/L	0.17
Dibromochloromethane	ND	1.0	ug/L	0.18
1,1,2-Trichloroethane	ND	1.0	ug/L	0.27
Benzene	ND	1.0	ug/L	0.13
trans-1,3-Dichloropropene	ND	1.0	ug/L	0.19
Bromoform	ND	1.0	ug/L	0.64
4-Methyl-2-pentanone	ND	10	ug/L	0.32
2-Hexanone	ND	10	ug/L	0.41
Tetrachloroethene	ND	1.0	ug/L	0.29
1,1,2,2-Tetrachloroethane	ND	1.0	ug/L	0.18
Toluene	**0.19 J**	**1.0**	**ug/L**	**0.13**
Chlorobenzene	ND	1.0	ug/L	0.15
Ethylbenzene	ND	1.0	ug/L	0.17

(Continued on next page)

Environmental Quality Mgt., Inc.

Client Sample ID: FWGTRIPTeam3

GC/MS Volatiles

Lot-Sample #...: A7G120101-021 Work Order #...: J2PCX1AA Matrix.....: WQ

PARAMETER	RESULT	REPORTING LIMIT	UNITS	MDL
Styrene	ND	1.0	ug/L	0.11
Xylenes (total)	ND	2.0	ug/L	0.28

SURROGATE	PERCENT RECOVERY	RECOVERY LIMITS
Dibromofluoromethane	110	(50 - 150)
1,2-Dichloroethane-d4	90	(50 - 150)
Toluene-d8	91	(50 - 150)
4-Bromofluorobenzene	81	(50 - 150)

NOTE(S):

J Estimated result. Result is less than RL.

Environmental Quality Mgt., Inc.

Client Sample ID: FWGTRIPTeam3-0710-07

GC/MS Volatiles

Lot-Sample #...: A7G120101-022 **Work Order #...:** J2PC01AA **Matrix.....:** WQ
Date Sampled...: 07/10/07 08:00 **Date Received..:** 07/12/07
Prep Date.....: 07/18/07 **Analysis Date..:** 07/18/07
Prep Batch #...: 7199294
Dilution Factor: 1 **Initial Wgt/Vol:** 5 mL **Final Wgt/Vol..:** 5 mL
Method.....: SW846 8260B

PARAMETER	RESULT	REPORTING LIMIT	UNITS	MDL
trans-1,2-Dichloroethene	ND	1.0	ug/L	0.19
Bromochloromethane	ND	1.0	ug/L	0.29
1,2-Dibromoethane	ND	1.0	ug/L	0.24
o-Xylene	ND	1.0	ug/L	0.14
m-Xylene & p-Xylene	ND	2.0	ug/L	0.24
cis-1,2-Dichloroethene	ND	1.0	ug/L	0.17
Chloromethane	ND	1.0	ug/L	0.30
Bromomethane	ND	1.0	ug/L	0.41
Vinyl chloride	ND	1.0	ug/L	0.22
Chloroethane	ND	1.0	ug/L	0.29
Methylene chloride	ND	2.0	ug/L	0.33
Acetone	ND	10	ug/L	1.1
Carbon disulfide	ND	1.0	ug/L	0.13
1,1-Dichloroethene	ND	1.0	ug/L	0.19
1,1-Dichloroethane	ND	1.0	ug/L	0.15
1,2-Dichloroethene (total)	ND	1.0	ug/L	0.34
Chloroform	ND	1.0	ug/L	0.16
1,2-Dichloroethane	ND	1.0	ug/L	0.22
2-Butanone	ND	10	ug/L	0.57
1,1,1-Trichloroethane	ND	1.0	ug/L	0.22
Carbon tetrachloride	ND	1.0	ug/L	0.13
Bromodichloromethane	ND	1.0	ug/L	0.15
1,2-Dichloropropane	ND	1.0	ug/L	0.18
cis-1,3-Dichloropropene	ND	1.0	ug/L	0.14
Trichloroethene	ND	1.0	ug/L	0.17
Dibromochloromethane	ND	1.0	ug/L	0.18
1,1,2-Trichloroethane	ND	1.0	ug/L	0.27
Benzene	ND	1.0	ug/L	0.13
trans-1,3-Dichloropropene	ND	1.0	ug/L	0.19
Bromoform	ND	1.0	ug/L	0.64
4-Methyl-2-pentanone	ND	10	ug/L	0.32
2-Hexanone	ND	10	ug/L	0.41
Tetrachloroethene	ND	1.0	ug/L	0.29
1,1,2,2-Tetrachloroethane	ND	1.0	ug/L	0.18
Toluene	**0.17 J**	**1.0**	**ug/L**	**0.13**
Chlorobenzene	ND	1.0	ug/L	0.15
Ethylbenzene	ND	1.0	ug/L	0.17

(Continued on next page)

Environmental Quality Mgt., Inc.

Client Sample ID: FWGTRIPTeam3-0710-07

GC/MS Volatiles

Lot-Sample #...: A7G120101-022 **Work Order #...:** J2PC01AA **Matrix.....:** WQ

PARAMETER	RESULT	REPORTING LIMIT	UNITS	MDL
Styrene	ND	1.0	ug/L	0.11
Xylenes (total)	ND	2.0	ug/L	0.28

SURROGATE	PERCENT RECOVERY	RECOVERY LIMITS
Dibromofluoromethane	114	(50 - 150)
1,2-Dichloroethane-d4	90	(50 - 150)
Toluene-d8	91	(50 - 150)
4-Bromofluorobenzene	81	(50 - 150)

NOTE(S):

J Estimated result. Result is less than RL.

Environmental Quality Mgt., Inc.

Client Sample ID: FWGWBGmw-007C-0495-GW

GC/MS Volatiles

Lot-Sample #...: A7G120101-023 **Work Order #...:** J2PC21AA **Matrix.....:** WG
Date Sampled...: 07/11/07 09:35 **Date Received..:** 07/12/07
Prep Date.....: 07/18/07 **Analysis Date..:** 07/18/07
Prep Batch #...: 7199294
Dilution Factor: 1 **Initial Wgt/Vol:** 5 mL **Final Wgt/Vol..:** 5 mL
Method.....: SW846 8260B

PARAMETER	RESULT	REPORTING LIMIT	UNITS	MDL
Bromochloromethane	ND	1.0	ug/L	0.29
1,2-Dibromoethane	ND	1.0	ug/L	0.24
o-Xylene	ND	1.0	ug/L	0.14
m-Xylene & p-Xylene	ND	2.0	ug/L	0.24
cis-1,2-Dichloroethene	ND	1.0	ug/L	0.17
trans-1,2-Dichloroethene	ND	1.0	ug/L	0.19
Chloromethane	ND	1.0	ug/L	0.30
Bromomethane	ND	1.0	ug/L	0.41
Vinyl chloride	ND	1.0	ug/L	0.22
Chloroethane	ND	1.0	ug/L	0.29
Methylene chloride	ND	2.0	ug/L	0.33
Acetone	ND	10	ug/L	1.1
Carbon disulfide	ND	1.0	ug/L	0.13
1,1-Dichloroethene	**0.32 J**	**1.0**	**ug/L**	**0.19**
1,1-Dichloroethane	ND	1.0	ug/L	0.15
1,2-Dichloroethene (total)	ND	1.0	ug/L	0.34
Chloroform	ND	1.0	ug/L	0.16
1,2-Dichloroethane	ND	1.0	ug/L	0.22
2-Butanone	ND	10	ug/L	0.57
1,1,1-Trichloroethane	ND	1.0	ug/L	0.22
Carbon tetrachloride	ND	1.0	ug/L	0.13
Bromodichloromethane	ND	1.0	ug/L	0.15
1,2-Dichloropropane	ND	1.0	ug/L	0.18
cis-1,3-Dichloropropene	ND	1.0	ug/L	0.14
Trichloroethene	ND	1.0	ug/L	0.17
Dibromochloromethane	ND	1.0	ug/L	0.18
1,1,2-Trichloroethane	ND	1.0	ug/L	0.27
Benzene	ND	1.0	ug/L	0.13
trans-1,3-Dichloropropene	ND	1.0	ug/L	0.19
Bromoform	ND	1.0	ug/L	0.64
4-Methyl-2-pentanone	ND	10	ug/L	0.32
2-Hexanone	ND	10	ug/L	0.41
Tetrachloroethene	ND	1.0	ug/L	0.29
1,1,2,2-Tetrachloroethane	ND	1.0	ug/L	0.18
Toluene	ND	1.0	ug/L	0.13
Chlorobenzene	ND	1.0	ug/L	0.15
Ethylbenzene	ND	1.0	ug/L	0.17

(Continued on next page)

Environmental Quality Mgt., Inc.

Client Sample ID: FWGWBGmw-007C-0495-GW

GC/MS Volatiles

Lot-Sample #...: A7G120101-023 **Work Order #...:** J2PC21AA **Matrix.....:** WG

PARAMETER	RESULT	REPORTING LIMIT	UNITS	MDL
Styrene	ND	1.0	ug/L	0.11
Xylenes (total)	ND	2.0	ug/L	0.28

SURROGATE	PERCENT RECOVERY	RECOVERY LIMITS
Dibromofluoromethane	115	(50 - 150)
1,2-Dichloroethane-d4	92	(50 - 150)
Toluene-d8	91	(50 - 150)
4-Bromofluorobenzene	78	(50 - 150)

NOTE(S):

J Estimated result. Result is less than RL.

Environmental Quality Mgt., Inc.

Client Sample ID: FWGBKGmw-013C-0466-GW

GC/MS Volatiles

Lot-Sample #...: A7G120101-025 **Work Order #...:** J2PC81AA **Matrix.....:** WG
Date Sampled...: 07/11/07 11:10 **Date Received..:** 07/12/07
Prep Date.....: 07/18/07 **Analysis Date..:** 07/18/07
Prep Batch #...: 7199294
Dilution Factor: 1 **Initial Wgt/Vol:** 5 mL **Final Wgt/Vol..:** 5 mL
Method.....: SW846 8260B

PARAMETER	RESULT	REPORTING LIMIT	UNITS	MDL
Bromochloromethane	ND	1.0	ug/L	0.29
1,2-Dibromoethane	ND	1.0	ug/L	0.24
o-Xylene	ND	1.0	ug/L	0.14
m-Xylene & p-Xylene	ND	2.0	ug/L	0.24
cis-1,2-Dichloroethene	ND	1.0	ug/L	0.17
trans-1,2-Dichloroethene	ND	1.0	ug/L	0.19
Chloromethane	ND	1.0	ug/L	0.30
Bromomethane	ND	1.0	ug/L	0.41
Vinyl chloride	ND	1.0	ug/L	0.22
Chloroethane	ND	1.0	ug/L	0.29
Methylene chloride	ND	2.0	ug/L	0.33
Acetone	ND	10	ug/L	1.1
Carbon disulfide	ND	1.0	ug/L	0.13
1,1-Dichloroethene	ND	1.0	ug/L	0.19
1,1-Dichloroethane	ND	1.0	ug/L	0.15
1,2-Dichloroethene (total)	ND	1.0	ug/L	0.34
Chloroform	ND	1.0	ug/L	0.16
1,2-Dichloroethane	ND	1.0	ug/L	0.22
2-Butanone	ND	10	ug/L	0.57
1,1,1-Trichloroethane	ND	1.0	ug/L	0.22
Carbon tetrachloride	ND	1.0	ug/L	0.13
Bromodichloromethane	ND	1.0	ug/L	0.15
1,2-Dichloropropane	ND	1.0	ug/L	0.18
cis-1,3-Dichloropropene	ND	1.0	ug/L	0.14
Trichloroethene	ND	1.0	ug/L	0.17
Dibromochloromethane	ND	1.0	ug/L	0.18
1,1,2-Trichloroethane	ND	1.0	ug/L	0.27
Benzene	ND	1.0	ug/L	0.13
trans-1,3-Dichloropropene	ND	1.0	ug/L	0.19
Bromoform	ND	1.0	ug/L	0.64
4-Methyl-2-pentanone	ND	10	ug/L	0.32
2-Hexanone	ND	10	ug/L	0.41
Tetrachloroethene	ND	1.0	ug/L	0.29
1,1,2,2-Tetrachloroethane	ND	1.0	ug/L	0.18
Toluene	ND	1.0	ug/L	0.13
Chlorobenzene	ND	1.0	ug/L	0.15
Ethylbenzene	ND	1.0	ug/L	0.17

(Continued on next page)

Environmental Quality Mgt., Inc.

Client Sample ID: FWGBKGmw-013C-0466-GW

GC/MS Volatiles

Lot-Sample #...: A7G120101-025 Work Order #...: J2PC81AA Matrix.....: WG

PARAMETER	RESULT	REPORTING LIMIT	UNITS	MDL
Styrene	ND	1.0	ug/L	0.11
Xylenes (total)	ND	2.0	ug/L	0.28

SURROGATE	PERCENT RECOVERY	RECOVERY LIMITS
Dibromofluoromethane	114	(50 - 150)
1,2-Dichloroethane-d4	92	(50 - 150)
Toluene-d8	91	(50 - 150)
4-Bromofluorobenzene	82	(50 - 150)

Environmental Quality Mgt., Inc.

Client Sample ID: FWGLL11mw-002C-0478-GW

GC/MS Volatiles

Lot-Sample #...: A7G120101-027 **Work Order #...:** J2PDC1AA **Matrix.....:** WG
Date Sampled...: 07/11/07 14:40 **Date Received..:** 07/12/07
Prep Date.....: 07/18/07 **Analysis Date..:** 07/18/07
Prep Batch #...: 7199294
Dilution Factor: 1 **Initial Wgt/Vol:** 5 mL **Final Wgt/Vol..:** 5 mL
Method.....: SW846 8260B

PARAMETER	RESULT	REPORTING LIMIT	UNITS	MDL
Bromochloromethane	ND	1.0	ug/L	0.29
1,2-Dibromoethane	ND	1.0	ug/L	0.24
o-Xylene	ND	1.0	ug/L	0.14
m-Xylene & p-Xylene	ND	2.0	ug/L	0.24
cis-1,2-Dichloroethene	ND	1.0	ug/L	0.17
trans-1,2-Dichloroethene	ND	1.0	ug/L	0.19
Chloromethane	ND	1.0	ug/L	0.30
Bromomethane	ND	1.0	ug/L	0.41
Vinyl chloride	ND	1.0	ug/L	0.22
Chloroethane	ND	1.0	ug/L	0.29
Methylene chloride	ND	2.0	ug/L	0.33
Acetone	ND	10	ug/L	1.1
Carbon disulfide	ND	1.0	ug/L	0.13
1,1-Dichloroethene	ND	1.0	ug/L	0.19
1,1-Dichloroethane	ND	1.0	ug/L	0.15
1,2-Dichloroethene (total)	ND	1.0	ug/L	0.34
Chloroform	ND	1.0	ug/L	0.16
1,2-Dichloroethane	ND	1.0	ug/L	0.22
2-Butanone	ND	10	ug/L	0.57
1,1,1-Trichloroethane	ND	1.0	ug/L	0.22
Carbon tetrachloride	ND	1.0	ug/L	0.13
Bromodichloromethane	ND	1.0	ug/L	0.15
1,2-Dichloropropane	ND	1.0	ug/L	0.18
cis-1,3-Dichloropropene	ND	1.0	ug/L	0.14
Trichloroethene	ND	1.0	ug/L	0.17
Dibromochloromethane	ND	1.0	ug/L	0.18
1,1,2-Trichloroethane	ND	1.0	ug/L	0.27
Benzene	ND	1.0	ug/L	0.13
trans-1,3-Dichloropropene	ND	1.0	ug/L	0.19
Bromoform	ND	1.0	ug/L	0.64
4-Methyl-2-pentanone	ND	10	ug/L	0.32
2-Hexanone	ND	10	ug/L	0.41
Tetrachloroethene	ND	1.0	ug/L	0.29
1,1,2,2-Tetrachloroethane	ND	1.0	ug/L	0.18
Toluene	ND	1.0	ug/L	0.13
Chlorobenzene	ND	1.0	ug/L	0.15
Ethylbenzene	ND	1.0	ug/L	0.17

(Continued on next page)

Environmental Quality Mgt., Inc.

Client Sample ID: FWGLL11mw-002C-0478-GW

GC/MS Volatiles

Lot-Sample #...: A7G120101-027 Work Order #...: J2PDC1AA Matrix.....: WG

PARAMETER	RESULT	REPORTING LIMIT	UNITS	MDL
Styrene	ND	1.0	ug/L	0.11
Xylenes (total)	ND	2.0	ug/L	0.28

SURROGATE	PERCENT RECOVERY	RECOVERY LIMITS
Dibromofluoromethane	114	(50 - 150)
1,2-Dichloroethane-d4	91	(50 - 150)
Toluene-d8	93	(50 - 150)
4-Bromofluorobenzene	85	(50 - 150)

Environmental Quality Mgt., Inc.

Client Sample ID: FWGEQUIPRinse3-0503-GW

GC/MS Volatiles

Lot-Sample #...: A7G120101-029 **Work Order #...:** J2PDE1AA **Matrix.....:** WQ
Date Sampled...: 07/11/07 15:30 **Date Received..:** 07/12/07
Prep Date.....: 07/18/07 **Analysis Date..:** 07/18/07
Prep Batch #...: 7199294
Dilution Factor: 1 **Initial Wgt/Vol:** 5 mL **Final Wgt/Vol..:** 5 mL
Method.....: SW846 8260B

PARAMETER	RESULT	REPORTING LIMIT	UNITS	MDL
Bromochloromethane	ND	1.0	ug/L	0.29
1,2-Dibromoethane	ND	1.0	ug/L	0.24
o-Xylene	ND	1.0	ug/L	0.14
m-Xylene & p-Xylene	ND	2.0	ug/L	0.24
cis-1,2-Dichloroethene	ND	1.0	ug/L	0.17
trans-1,2-Dichloroethene	ND	1.0	ug/L	0.19
Chloromethane	ND	1.0	ug/L	0.30
Bromomethane	ND	1.0	ug/L	0.41
Vinyl chloride	ND	1.0	ug/L	0.22
Chloroethane	ND	1.0	ug/L	0.29
Methylene chloride	ND	2.0	ug/L	0.33
Acetone	**1.6 J,B**	**10**	**ug/L**	**1.1**
Carbon disulfide	ND	1.0	ug/L	0.13
1,1-Dichloroethene	ND	1.0	ug/L	0.19
1,1-Dichloroethane	ND	1.0	ug/L	0.15
1,2-Dichloroethene (total)	ND	1.0	ug/L	0.34
Chloroform	ND	1.0	ug/L	0.16
1,2-Dichloroethane	ND	1.0	ug/L	0.22
2-Butanone	ND	10	ug/L	0.57
1,1,1-Trichloroethane	ND	1.0	ug/L	0.22
Carbon tetrachloride	ND	1.0	ug/L	0.13
Bromodichloromethane	ND	1.0	ug/L	0.15
1,2-Dichloropropane	ND	1.0	ug/L	0.18
cis-1,3-Dichloropropene	ND	1.0	ug/L	0.14
Trichloroethene	ND	1.0	ug/L	0.17
Dibromochloromethane	ND	1.0	ug/L	0.18
1,1,2-Trichloroethane	ND	1.0	ug/L	0.27
Benzene	ND	1.0	ug/L	0.13
trans-1,3-Dichloropropene	ND	1.0	ug/L	0.19
Bromoform	ND	1.0	ug/L	0.64
4-Methyl-2-pentanone	ND	10	ug/L	0.32
2-Hexanone	ND	10	ug/L	0.41
Tetrachloroethene	ND	1.0	ug/L	0.29
1,1,2,2-Tetrachloroethane	ND	1.0	ug/L	0.18
Toluene	**0.18 J**	**1.0**	**ug/L**	**0.13**
Chlorobenzene	ND	1.0	ug/L	0.15
Ethylbenzene	ND	1.0	ug/L	0.17

(Continued on next page)

Environmental Quality Mgt., Inc.

Client Sample ID: FWGEQUIPRinse3-0503-GW

GC/MS Volatiles

Lot-Sample #...: A7G120101-029 Work Order #...: J2PDE1AA Matrix.....: WQ

PARAMETER	RESULT	REPORTING LIMIT	UNITS	MDL
Styrene	ND	1.0	ug/L	0.11
Xylenes (total)	ND	2.0	ug/L	0.28

SURROGATE	PERCENT RECOVERY	RECOVERY LIMITS
Dibromofluoromethane	113	(50 - 150)
1,2-Dichloroethane-d4	89	(50 - 150)
Toluene-d8	88	(50 - 150)
4-Bromofluorobenzene	80	(50 - 150)

NOTE(S):

J Estimated result. Result is less than RL.

B Method blank contamination. The associated method blank contains the target analyte at a reportable level.

Environmental Quality Mgt., Inc.

Client Sample ID: FWGTRIP-TEAM2

GC/MS Volatiles

Lot-Sample #...: A7G120101-030 **Work Order #...:** J2PDG1AA **Matrix.....:** WQ
Date Sampled...: 07/11/07 08:00 **Date Received..:** 07/12/07
Prep Date.....: 07/18/07 **Analysis Date..:** 07/18/07
Prep Batch #...: 7199294
Dilution Factor: 1 **Initial Wgt/Vol:** 5 mL **Final Wgt/Vol..:** 5 mL
Method.....: SW846 8260B

PARAMETER	RESULT	REPORTING LIMIT	UNITS	MDL
Bromochloromethane	ND	1.0	ug/L	0.29
1,2-Dibromoethane	ND	1.0	ug/L	0.24
o-Xylene	ND	1.0	ug/L	0.14
m-Xylene & p-Xylene	ND	2.0	ug/L	0.24
cis-1,2-Dichloroethene	ND	1.0	ug/L	0.17
trans-1,2-Dichloroethene	ND	1.0	ug/L	0.19
Chloromethane	ND	1.0	ug/L	0.30
Bromomethane	ND	1.0	ug/L	0.41
Vinyl chloride	ND	1.0	ug/L	0.22
Chloroethane	ND	1.0	ug/L	0.29
Methylene chloride	ND	2.0	ug/L	0.33
Acetone	ND	10	ug/L	1.1
Carbon disulfide	ND	1.0	ug/L	0.13
1,1-Dichloroethene	ND	1.0	ug/L	0.19
1,1-Dichloroethane	ND	1.0	ug/L	0.15
1,2-Dichloroethene (total)	ND	1.0	ug/L	0.34
Chloroform	ND	1.0	ug/L	0.16
1,2-Dichloroethane	ND	1.0	ug/L	0.22
2-Butanone	ND	10	ug/L	0.57
1,1,1-Trichloroethane	ND	1.0	ug/L	0.22
Carbon tetrachloride	ND	1.0	ug/L	0.13
Bromodichloromethane	ND	1.0	ug/L	0.15
1,2-Dichloropropane	ND	1.0	ug/L	0.18
cis-1,3-Dichloropropene	ND	1.0	ug/L	0.14
Trichloroethene	ND	1.0	ug/L	0.17
Dibromochloromethane	ND	1.0	ug/L	0.18
1,1,2-Trichloroethane	ND	1.0	ug/L	0.27
Benzene	ND	1.0	ug/L	0.13
trans-1,3-Dichloropropene	ND	1.0	ug/L	0.19
Bromoform	ND	1.0	ug/L	0.64
4-Methyl-2-pentanone	ND	10	ug/L	0.32
2-Hexanone	ND	10	ug/L	0.41
Tetrachloroethene	ND	1.0	ug/L	0.29
1,1,2,2-Tetrachloroethane	ND	1.0	ug/L	0.18
Toluene	ND	1.0	ug/L	0.13
Chlorobenzene	ND	1.0	ug/L	0.15
Ethylbenzene	ND	1.0	ug/L	0.17

(Continued on next page)

Environmental Quality Mgt., Inc.

Client Sample ID: FWGTRIP-TEAM2

GC/MS Volatiles

Lot-Sample #...: A7G120101-030 Work Order #...: J2PDG1AA Matrix.....: WQ

PARAMETER	RESULT	REPORTING LIMIT	UNITS	MDL
Styrene	ND	1.0	ug/L	0.11
Xylenes (total)	ND	2.0	ug/L	0.28

SURROGATE	PERCENT RECOVERY	RECOVERY LIMITS
Dibromofluoromethane	112	(50 - 150)
1,2-Dichloroethane-d4	90	(50 - 150)
Toluene-d8	91	(50 - 150)
4-Bromofluorobenzene	82	(50 - 150)

Data File: \\cansvr11\dd\chem\MSV\a3ux11.i\J70620A-IC.b\UXJ3845.D
Report Date: 21-Jun-2007 09:14

STL North Canton

RECOVERY REPORT

Client Name:
Sample Matrix: LIQUID
Lab Smp Id: ICV
Level: LOW
Data Type: MS DATA
SpikeList File: DOD-ck.spk
Sublist File: 4-8260+IX.sub

Client SDG: SDGa01304
Fraction: VOA

Operator: 43582
SampleType: METHSPIKE
Quant Type: ISTD

Method File: \\cansvr11\dd\chem\MSV\a3ux11.i\J70620A-IC.b\8260LLUX11.m
Misc Info: J70620A-IC,8260LLUX11,,43582,3

	SPIKE COMPOUND	CONC ADDED ug/L	CONC RECOVERED ug/L	% RECOVERED	LIMITS
	17 1,1-Dichloroethene	10.000	9.478	94.78	45-155
	42 Trichloroethene	10.000	9.673	96.73	45-155
	59 Chlorobenzene	10.000	9.674	96.74	45-155
	50 Toluene	10.000	9.634	96.34	45-155
	41 Benzene	10.000	9.448	94.48	45-155
	16 Acetone	10.000	9.317	93.17	45-155
	20 Carbon Disulfide	10.000	9.385	93.85	45-155
	9 Chloromethane	10.000	9.074	90.74	45-155
	11 Bromomethane	10.000	7.934	79.34	45-155
	10 Vinyl Chloride	10.000	9.227	92.27	45-155
	12 Chloroethane	10.000	9.479	94.79	45-155
	21 Methylene Chloride	10.000	9.699	96.99	45-155
	28 1,1-Dichloroethane	10.000	9.885	98.85	45-155
M	31 1,2-Dichloroethene	20.000	19.116	95.58	45-155
	35 Chloroform	10.000	9.546	95.46	45-155
	40 1,2-Dichloroethane	10.000	9.803	98.03	45-155
	30 2-Butanone	10.000	9.536	95.36	45-155
	37 1,1,1-Trichloroeth	10.000	9.581	95.81	45-155
	39 Carbon Tetrachlori	10.000	9.403	94.03	45-155
	46 Bromodichlorometha	10.000	9.660	96.60	45-155
	43 1,2-Dichloropropan	10.000	9.721	97.21	45-155
	48 cis-1,3-Dichloropr	10.000	9.658	96.58	45-155
	54 1,3-Dichloropropan	10.000	9.663	96.63	45-155
	57 Dibromochlorometha	10.000	9.730	97.30	45-155
	53 1,1,2-Trichloroeth	10.000	9.646	96.46	45-155
	51 trans-1,3-Dichloro	10.000	9.680	96.81	45-155
	66 Bromoform	10.000	9.705	97.05	45-155
	49 4-Methyl-2-pentano	10.000	9.754	97.54	45-155
	56 2-Hexanone	10.000	9.667	96.67	45-155
	55 Tetrachloroethene	10.000	9.565	95.65	45-155
	68 1,1,2,2-Tetrachlor	10.000	9.815	98.15	45-155
	61 Ethylbenzene	10.000	9.723	97.23	45-155
	65 Styrene	10.000	9.733	97.33	45-155
M	63 Xylenes (total)	30.000	29.313	97.71	45-155
	32 cis-1,2-dichloroet	10.000	9.591	95.91	45-155
	25 trans-1,2-Dichloro	10.000	9.524	95.24	45-155
	8 Dichlorodifluorome	10.000	9.439	94.39	45-155
	13 Trichlorofluoromet	10.000	9.605	96.05	45-155
	70 1,2,3-Trichloropro	10.000	10.463	104.63	45-155
	18 Freon-113	10.000	11.136	111.37	45-155

Data File: \\cansvr11\dd\chem\MSV\a3ux11.i\J70718A.b\UXJ4761.D
Report Date: 18-Jul-2007 10:21

STL North Canton

CONTINUING CALIBRATION COMPOUNDS

Instrument ID: a3ux11.i Injection Date: 18-JUL-2007 09:42
Lab File ID: UXJ4761.D Init. Cal. Date(s): 04-APR-2007 20-JUN-2007
Analysis Type: WATER Init. Cal. Times: 11:08 10:46
Lab Sample ID: 50NG-CC Quant Type: ISTD
Method: \\cansvr11\dd\chem\MSV\a3ux11.i\J70718A.b\8260LLUX11.m

COMPOUND	RRF / AMOUNT	RF50	CCAL RRF50	MIN RRF	%D / %DRIFT	MAX %D / %DRIFT	CURVE TYPE	
$ 4 Dibromofluoromethane	0.20414	0.22910	0.22910	0.010	-12.22352	50.00000	Averaged	
$ 5 1,2-Dichloroethane-d4	0.28725	0.27348	0.27348	0.010	4.79134	50.00000	Averaged	
$ 6 Toluene-d8	1.06005	1.04291	1.04291	0.010	1.61665	50.00000	Averaged	
$ 7 Bromofluorobenzene	0.45394	0.40723	0.40723	0.010	10.29082	50.00000	Averaged	
8 Dichlorodifluoromethane	0.25567	0.24383	0.24383	0.010	4.62892	50.00000	Averaged	
9 Chloromethane	0.35343	0.33531	0.33531	0.100	5.12825	50.00000	Averaged	
10 Vinyl Chloride	0.30829	0.30650	0.30650	0.010	0.58294	20.00000	Averaged	
11 Bromomethane	0.16098	0.16326	0.16326	0.010	-1.41828	50.00000	Averaged	
12 Chloroethane	0.20186	0.20855	0.20855	0.010	-3.31590	50.00000	Averaged	
13 Trichlorofluoromethane	0.30220	0.39864	0.39864	0.010	-31.91544	50.00000	Averaged	
15 Acrolein	0.03973	0.03312	0.03312	0.010	16.63318	50.00000	Averaged	
16 Acetone	100	152	0.11931	0.010	99.92940	0.000e+000	Wt Linear	
17 1,1-Dichloroethene	0.24491	0.26982	0.26982	0.010	-10.16829	20.00000	Averaged	
18 Freon-113	0.17715	0.23188	0.23188	0.010	-30.89691	50.00000	Averaged	
19 Iodomethane	0.34580	0.40185	0.40185	0.010	-16.20716	50.00000	Averaged	
20 Carbon Disulfide	0.82558	0.93053	0.93053	0.010	-12.71232	50.00000	Averaged	
21 Methylene Chloride	50.00000	84.40333	0.45958	0.010	68.80666	0.000e+000	Wt Linear	
22 Acetonitrile	500	422	0.02983	0.010	15.62887	0.000e+000	Wt Linear	
23 Acrylonitrile	0.08749	0.08184	0.08184	0.010	6.45701	50.00000	Averaged	
24 Methyl tert-butyl ether	0.66201	0.58157	0.58157	0.010	12.15045	50.00000	Averaged	
25 trans-1,2-Dichloroethene	0.23851	0.25148	0.25148	0.010	-5.43581	50.00000	Averaged	
26 Hexane	0.05377	0.04777	0.04777	0.010	11.14916	20.00000	Averaged	
27 Vinyl acetate	0.45483	0.33361	0.33361	0.010	26.65164	50.00000	Averaged	
28 1,1-Dichloroethane	0.41523	0.39548	0.39548	0.100	4.75658	50.00000	Averaged	
29 tert-Butyl Alcohol	0.01879	0.01581	0.01581	0.010	15.87841	50.00000	Averaged	
30 2-Butanone	0.11711	0.09471	0.09471	0.010	19.13031	50.00000	Averaged	
M 31 1,2-Dichloroethene (total)	0.24394	0.24910	0.24910	0.010	-2.11431	50.00000	Averaged	
32 cis-1,2-dichloroethene	0.24937	0.24672	0.24672	0.010	1.06147	50.00000	Averaged	
33 2,2-Dichloropropane	0.23839	0.18488	0.18488	0.010	22.44321	50.00000	Averaged	
34 Bromochloromethane	0.12548	0.13648	0.13648	0.010	-8.76706	50.00000	Averaged	
35 Chloroform	0.40356	0.41205	0.41205	0.010	-2.10424	20.00000	Averaged	
36 Tetrahydrofuran	0.07686	0.05154	0.05154	0.010	32.93864	50.00000	Averaged	
37 1,1,1-Trichloroethane	0.30808	0.30544	0.30544	0.010	0.85589	50.00000	Averaged	
38 1,1-Dichloropropene	0.32134	0.31619	0.31619	0.010	1.60207	50.00000	Averaged	
39 Carbon Tetrachloride	0.23398	0.29457	0.29457	0.010	25.89523	50.00000	Averaged	
40 1,2-Dichloroethane	0.34117	0.31972	0.31972	0.010	6.28647	50.00000	Averaged	
41 Benzene	0.98032	0.98734	0.98734	0.010	-0.71581	50.00000	Averaged	
42 Trichloroethene	0.25690	0.27185	0.27185	0.010	-5.81970	50.00000	Averaged	
43 1,2-Dichloropropane	0.24388	0.23483	0.23483	0.010	3.71226	20.00000	Averaged	
44 1,4-Dioxane	0.00256	0.00212	0.00212	0.010	17.39555	50.00000	Averaged	<-
45 Dibromomethane	0.14008	0.14653	0.14653	0.010	-4.60175	50.00000	Averaged	
46 Bromodichloromethane	0.28991	0.31178	0.31178	0.010	-7.54492	50.00000	Averaged	
47 2-Chloroethyl vinyl ether	0.15391	0.13840	0.13840	0.010	10.07622	50.00000	Averaged	

Data File: \\cansvr11\dd\chem\MSV\a3ux11.i\J70718A.b\UXJ4761.D
Report Date: 18-Jul-2007 10:21

STL North Canton

CONTINUING CALIBRATION COMPOUNDS

Instrument ID: a3ux11.i Injection Date: 18-JUL-2007 09:42
Lab File ID: UXJ4761.D Init. Cal. Date(s): 04-APR-2007 20-JUN-2007
Analysis Type: WATER Init. Cal. Times: 11:08 10:46
Lab Sample ID: 50NG-CC Quant Type: ISTD
Method: \\cansvr11\dd\chem\MSV\a3ux11.i\J70718A.b\8260LLUX11.m

COMPOUND	RRF / AMOUNT	RF50	CCAL RRF50	MIN RRF	%D / %DRIFT	MAX %D / %DRIFT	CURVE TYPE
48 cis-1,3-Dichloropropene	0.37182	0.35487	0.35487	0.010	4.55942	50.00000	Averaged
49 4-Methyl-2-pentanone	0.22704	0.18908	0.18908	0.010	16.71625	50.00000	Averaged
50 Toluene	1.32045	1.25449	1.25449	0.010	4.99541	20.00000	Averaged
51 trans-1,3-Dichloropropene	0.41792	0.35621	0.35621	0.010	14.76525	50.00000	Averaged
52 Ethyl Methacrylate	0.36122	0.28883	0.28883	0.010	20.03889	50.00000	Averaged
53 1,1,2-Trichloroethane	0.25702	0.24730	0.24730	0.010	3.78033	50.00000	Averaged
54 1,3-Dichloropropane	0.47911	0.42225	0.42225	0.010	11.86784	50.00000	Averaged
55 Tetrachloroethene	0.27662	0.28048	0.28048	0.010	-1.39546	50.00000	Averaged
56 2-Hexanone	0.19968	0.15015	0.15015	0.010	24.80426	50.00000	Averaged
57 Dibromochloromethane	0.24745	0.28963	0.28963	0.010	-17.04521	50.00000	Averaged
58 1,2-Dibromoethane	0.26477	0.24844	0.24844	0.010	6.17059	50.00000	Averaged
59 Chlorobenzene	0.86543	0.85186	0.85186	0.300	1.56811	50.00000	Averaged
60 1,1,1,2-Tetrachloroethane	0.26219	0.29705	0.29705	0.010	-13.29397	50.00000	Averaged
61 Ethylbenzene	0.46822	0.44726	0.44726	0.010	4.47693	20.00000	Averaged
62 m,p-Xylene	0.58250	0.57008	0.57008	0.010	2.13273	50.00000	Averaged
M 63 Xylenes (total)	0.57740	0.56067	0.56067	0.010	2.89807	50.00000	Averaged
64 Xylene-o	0.56720	0.54185	0.54185	0.010	4.46998	50.00000	Averaged
65 Styrene	0.99801	0.96605	0.96605	0.010	3.20181	50.00000	Averaged
66 Bromoform	0.15436	0.22484	0.22484	0.100	45.66031	50.00000	Averaged
67 Isopropylbenzene	1.34606	1.24187	1.24187	0.010	7.74036	50.00000	Averaged
68 1,1,2,2-Tetrachloroethane	0.52139	0.46311	0.46311	0.300	11.17879	50.00000	Averaged
69 1,4-Dichloro-2-butene	0.15136	0.13428	0.13428	0.010	11.28112	50.00000	Averaged
70 1,2,3-Trichloropropane	0.16457	0.13983	0.13983	0.010	15.03240	50.00000	Averaged
71 Bromobenzene	0.60952	0.58759	0.58759	0.010	3.59718	50.00000	Averaged
72 n-Propylbenzene	0.61531	0.56577	0.56577	0.010	8.05135	50.00000	Averaged
73 2-Chlorotoluene	0.54859	0.52345	0.52345	0.010	4.58276	50.00000	Averaged
74 1,3,5-Trimethylbenzene	1.92512	1.69756	1.69756	0.010	11.82072	50.00000	Averaged
75 4-Chlorotoluene	0.58530	0.55083	0.55083	0.010	5.88956	50.00000	Averaged
76 tert-Butylbenzene	1.72908	1.49167	1.49167	0.010	13.73059	50.00000	Averaged
77 1,2,4-Trimethylbenzene	2.06066	1.82820	1.82820	0.010	11.28107	50.00000	Averaged
78 sec-Butylbenzene	2.35319	2.08740	2.08740	0.010	11.29476	50.00000	Averaged
79 4-Isopropyltoluene	2.09088	1.88509	1.88509	0.010	9.84210	50.00000	Averaged
80 1,3-Dichlorobenzene	1.28119	1.19887	1.19887	0.010	6.42515	50.00000	Averaged
81 1,4-Dichlorobenzene	1.35589	1.28883	1.28883	0.010	4.94619	50.00000	Averaged
82 n-Butylbenzene	1.89319	1.57196	1.57196	0.010	16.96759	50.00000	Averaged
83 1,2-Dichlorobenzene	1.28835	1.18528	1.18528	0.010	8.00044	50.00000	Averaged
84 1,2-Dibromo-3-chloropropane	0.11331	0.09452	0.09452	0.010	16.57861	50.00000	Averaged
85 1,2,4-Trichlorobenzene	0.91855	0.75949	0.75949	0.010	17.31641	50.00000	Averaged
86 Hexachlorobutadiene	0.41478	0.35175	0.35175	0.010	15.19573	50.00000	Averaged
87 Naphthalene	1.99688	1.35398	1.35398	0.010	32.19531	50.00000	Averaged
88 1,2,3-Trichlorobenzene	0.82020	0.67418	0.67418	0.010	17.80367	50.00000	Averaged
98 Cyclohexane	0.46059	0.38626	0.38626	0.010	16.13755	50.00000	Averaged
143 Methyl Acetate	100	95.40242	0.18559	0.010	4.59758	0.000e+000	Wt Linear

Data File: \\cansvr11\dd\chem\MSV\a3ux11.i\J70718A.b\UXJ4761.D
Report Date: 18-Jul-2007 10:21

STL North Canton

CONTINUING CALIBRATION COMPOUNDS

Instrument ID: a3ux11.i Injection Date: 18-JUL-2007 09:42
Lab File ID: UXJ4761.D Init. Cal. Date(s): 04-APR-2007 20-JUN-2007
Analysis Type: WATER Init. Cal. Times: 11:08 10:46
Lab Sample ID: 50NG-CC Quant Type: ISTD
Method: \\cansvr11\dd\chem\MSV\a3ux11.i\J70718A.b\8260LLUX11.m

COMPOUND	RRF / AMOUNT	RF50	CCAL RRF50	MIN RRF	%D / %DRIFT	MAX %D / %DRIFT	CURVE TYPE
144 Methylcyclohexane	0.40030	0.37797	0.37797	0.010	5.57924	50.00000	Averaged
141 1,3,5-Trichlorobenzene	0.98868	0.86025	0.86025	0.010	12.98981	50.00000	Averaged
150 Vinyl Acetate-86	0.04144	0.03486	0.03486	0.010	15.86923	50.00000	Averaged

Data File: \\cansvr11\dd\chem\MSV\a3ux11.i\J70718A.b/UXJ4763.D
Report Date: 07/18/2007

CONTINUING CALIBRATION COMPOUNDS
PERCENT DRIFT REPORT

Instrument ID: a3ux11.i
Lab File ID: UXJ4763.D
Analysis Type: WATER

Injection Date: 18-JUL-2007 10:29
Lab Sample ID: QCMRL
Method File: \\cansvr11\dd\chem\MSV\a3ux11.i\J70718A

QCMRL
Opener

	COMPOUND	EXPECTED CONC.	MEASURED CONC.	%D	MAX %D	
0	Fluorobenzene	50.0000	50.0000	0.0	50.0	
0	Chlorobenzene-d5	50.0000	50.0000	0.0	50.0	
0	1,4-Dichlorobenzene-d4	50.0000	50.0000	0.0	50.0	
0	1,3,5-Trichlorobenzene	5.0000	4.7278	5.4	50.0	
0	Methylcyclohexane	5.0000	4.3233	13.5	50.0	
0	Methyl Acetate	10.0000	4.8311	51.7	50.0	<-
0	Cyclohexane	5.0000	3.7560	24.9	50.0	
0	Dichlorodifluoromethane	5.0000	4.4507	11.0	50.0	
0	Chloromethane	5.0000	5.2975	5.9	50.0	
0	Vinyl Chloride	5.0000	4.8075	3.8	20.0	
0	Bromomethane	5.0000	6.0569	21.1	50.0	
0	Chloroethane	5.0000	4.3227	13.5	50.0	
0	Trichlorofluoromethane	5.0000	5.4360	8.7	50.0	
0	Acrolein	50.0000	44.7229	10.6	50.0	
0	Acetone (66.3%)	10.0000	66.8260	568.3	50.0	<- per raw data Final conc. is 13.365 %R 133.65
0	1,1-Dichloroethene	5.0000	5.6246	12.5	20.0	
0	Freon-113	5.0000	4.2392	15.2	50.0	
0	Iodomethane	5.0000	5.7953	15.9	50.0	
0	Carbon Disulfide	5.0000	4.8475	3.0	50.0	
0	Methylene Chloride (66.3%)	5.0000	33.1632	563.3	50.0	<- per raw data Final conc. is 6.633 %R = 132.66%
0	Acetonitrile	50.0000	32.9528	34.1	50.0	
0	Acrylonitrile	50.0000	49.6512	0.7	50.0	
0	Methyl tert-butyl ether	5.0000	4.5920	8.2	50.0	
0	trans-1,2-Dichloroethene	5.0000	5.6180	12.4	50.0	
0	Hexane	5.0000	3.4007	32.0	20.0	<-
0	1,2,3-Trichlorobenzene	5.0000	4.1264	17.5	50.0	
0	1,1-Dichloroethane	5.0000	5.2003	4.0	50.0	
0	tert-Butyl Alcohol	100.0000	84.7488	15.3	50.0	
0	2-Butanone	10.0000	8.1361	18.6	50.0	
0	1,2-Dichloroethene (total)	10.0000	11.0631	10.6	50.0	
0	cis-1,2-dichloroethene	5.0000	5.4451	8.9	50.0	
0	2,2-Dichloropropane	5.0000	3.6686	26.6	50.0	
0	Bromochloromethane	5.0000	5.3387	6.8	50.0	
0	Chloroform	5.0000	5.7257	14.5	20.0	
0	Tetrahydrofuran	5.0000	3.8976	22.0	50.0	
0	1,1,1-Trichloroethane	5.0000	5.0351	0.7	50.0	
0	1,1-Dichloropropene	5.0000	4.7919	4.2	50.0	
0	Carbon Tetrachloride	5.0000	6.0396	20.8	50.0	
0	1,2-Dichloroethane	5.0000	4.9948	0.1	50.0	

Data File: \\cansvr11\dd\chem\MSV\a3ux11.i\J70718A.b/UXJ4763.D
Report Date: 07/18/2007

CONTINUING CALIBRATION COMPOUNDS
PERCENT DRIFT REPORT

Instrument ID: a3ux11.i
Lab File ID: UXJ4763.D
Analysis Type: WATER

Injection Date: 18-JUL-2007 10:29
Lab Sample ID: QCMRL
Method File: \\cansvr11\dd\chem\MSV\a3ux11.i\

COMPOUND	EXPECTED CONC.	MEASURED CONC.	%D	MAX %D
0 Benzene	5.0000	5.2523	5.0	50.0
0 Trichloroethene	5.0000	5.8975	18.0	50.0
0 1,2-Dichloropropane	5.0000	4.9635	0.7	20.0
0 Naphthalene	5.0000	3.1106	37.8	50.0
0 Dibromomethane	5.0000	5.7712	15.4	50.0
0 Bromodichloromethane	5.0000	5.9862	19.7	50.0
0 2-Chloroethyl vinyl ether	10.0000	8.0496	19.5	50.0
0 cis-1,3-Dichloropropene	5.0000	4.3577	12.8	50.0
0 ~~4-Methyl-2-pentanone~~	~~10.0000~~	~~6.7807~~	~~32.2~~	~~50.0~~ 67.8 %
0 Toluene	5.0000	4.7215	5.6	20.0
0 trans-1,3-Dichloropropene	5.0000	4.0209	19.6	50.0
0 Ethyl Methacrylate	5.0000	3.7652	24.7	50.0
0 1,1,2-Trichloroethane	5.0000	5.5727	11.5	50.0
0 1,3-Dichloropropane	5.0000	4.7001	6.0	50.0
0 Tetrachloroethene	5.0000	5.4404	8.8	50.0
0 2-Hexanone	10.0000	7.2623	27.4	50.0
0 Dibromochloromethane	5.0000	5.9826	19.7	50.0
0 1,2-Dibromoethane	5.0000	4.8908	2.2	50.0
0 Chlorobenzene	5.0000	5.4967	9.9	50.0
0 1,1,1,2-Tetrachloroethane	5.0000	6.0003	20.0	50.0
0 Ethylbenzene	5.0000	4.5041	9.9	20.0
0 m + p-Xylene	10.0000	8.7181	12.8	50.0
0 Xylenes (total)	15.0000	13.2420	11.7	50.0
0 Xylene-o	5.0000	4.5239	9.5	50.0
0 Styrene	5.0000	3.7510	25.0	50.0
0 ~~Bromoform~~	~~5.0000~~	~~6.7150~~	~~34.3~~	~~50.0~~ 74 134.3%
0 Isopropylbenzene	5.0000	4.2687	14.6	50.0
0 1,1,2,2-Tetrachloroethane	5.0000	5.2025	4.1	50.0
0 1,4-Dichloro-2-butene	5.0000	4.9308	1.4	50.0
0 1,2,3-Trichloropropane	5.0000	5.2175	4.3	50.0
0 Bromobenzene	5.0000	5.0178	0.4	50.0
0 n-Propylbenzene	5.0000	4.1580	16.8	50.0
0 2-Chlorotoluene	5.0000	4.9638	0.7	50.0
0 1,3,5-Trimethylbenzene	5.0000	3.7583	24.8	50.0
0 4-Chlorotoluene	5.0000	4.8315	3.4	50.0
0 tert-Butylbenzene	5.0000	4.2208	15.6	50.0
0 1,2,4-Trimethylbenzene	5.0000	3.7534	24.9	50.0
0 sec-Butylbenzene	5.0000	4.0191	19.6	50.0
0 4-Isopropyltoluene	5.0000	3.7604	24.8	50.0

Data File: \\cansvr11\dd\chem\MSV\a3ux11.i\J70718A.b/UXJ4763.D
Report Date: 07/18/2007

CONTINUING CALIBRATION COMPOUNDS
PERCENT DRIFT REPORT

Instrument ID: a3ux11.i
Injection Date: 18-JUL-2007 10:29
Lab File ID: UXJ4763.D
Lab Sample ID: QCMRL
Analysis Type: WATER
Method File: \\cansvr11\dd\chem\MSV\a3ux11.i\

	COMPOUND	EXPECTED CONC.	MEASURED CONC.	%D	MAX %D	
0	1,3-Dichlorobenzene	5.0000	4.9401	1.2	50.0	
0	1,4-Dichlorobenzene	5.0000	4.8427	3.1	50.0	
0	n-Butylbenzene	5.0000	3.7358	25.3	50.0	
0	1,2-Dichlorobenzene	5.0000	4.7042	5.9	50.0	
0	1,2-Dibromo-3-chloropropane	5.0000	5.3525	7.0	50.0	
0	1,2,4-Trichlorobenzene	5.0000	4.0908	18.2	50.0	
0	Hexachlorobutadiene	5.0000	1.9522	61.0	50.0	<-
42	Vinyl acetate	5.0000	3.4606	30.8	50.0	
59	1,4-Dioxane	250.0000	190.0127	24.0	50.0	
150	Vinyl Acetate-86	5.0000	3.8540	22.9	50.0	
0	1,2-Dichloroethane-d4	5.0000	46.3543	827.1	50.0	<-
0	Dibromofluoromethane	5.0000	55.6076	1012.2	50.0	<-
0	Toluene-d8	5.0000	47.3106	846.2	50.0	<-
0	Bromofluorobenzene	5.0000	43.7232	774.5	50.0	<-

Data File: \\cansvr11\dd\chem\MSV\a3ux11.i\J70718A.b\UXJ4763.D
Report Date: 18-Jul-2007 10:45

STL North Canton

VOLATILE REPORT SW-846 Method

Data file : \\cansvr11\dd\chem\MSV\a3ux11.i\J70718A.b\UXJ4763.D
Lab Smp Id: QCMRL
Inj Date : 18-JUL-2007 10:29
Operator : 43582 Inst ID: a3ux11.i
Smp Info : QCMRL
Misc Info : J70718A,8260LLUX11,,43582,3
Comment :
Method : \\cansvr11\dd\chem\MSV\a3ux11.i\J70718A.b\8260LLUX11.m
Meth Date : 18-Jul-2007 10:21 a3ux11.i Quant Type: ISTD
Cal Date : 13-JUN-2007 14:26 Cal File: UXJ3705.D
Als bottle: 4 QC Sample: METHSPIKE
Dil Factor: 1.00000
Integrator: HP RTE Compound Sublist: 2-8260.sub
Target Version: 4.14
Processing Host: CANPMSV30

Concentration Formula: Amt * DF * 1/Vo * CpndVariable

Name	Value	Description
DF	1.000	Dilution Factor
Vo	5.000	Sample volume
Va	100.000	Injection Volume
Cpnd Variable		Local Compound Variable

	Compounds	QUANT SIG MASS	RT	EXP RT	REL RT	RESPONSE	CONCENTRATIONS ON-COLUMN (ng)	FINAL (ug/L)
* 1	Fluorobenzene	96	5.309	5.309	(1.000)	1171185	50.0000	
* 2	Chlorobenzene-d5	117	7.972	7.972	(1.000)	1008341	50.0000	
* 3	1,4-Dichlorobenzene-d4	152	10.220	10.220	(1.000)	731924	50.0000	
$ 4	Dibromofluoromethane	113	4.741	4.741	(0.893)	265904	55.6076	11.122
$ 5	1,2-Dichloroethane-d4	65	5.025	5.025	(0.947)	311890	46.3543	9.271
$ 6	Toluene-d8	98	6.658	6.658	(0.835)	1011395	47.3106	9.462
$ 7	Bromofluorobenzene	95	9.084	9.084	(1.140)	400268	43.7232	8.745
8	Dichlorodifluoromethane	85	1.629	1.618	(0.307)	26654	4.45070	0.8901
9	Chloromethane	50	1.795	1.783	(0.338)	43856	5.29749	1.059
10	Vinyl Chloride	62	1.878	1.890	(0.354)	34717	4.80752	0.9615
11	Bromomethane	94	2.186	2.186	(0.412)	22839	6.05689	1.211
12	Chloroethane	64	2.292	2.268	(0.432)	20439	4.32274	0.8645
13	Trichlorofluoromethane	101	2.481	2.481	(0.467)	38479	5.43601	1.087
15	Acrolein	56	2.824	2.824	(0.532)	41619	44.7229	8.944
16	Acetone	43	2.955	2.955	(0.557)	138665	66.8260	13.365
17	1,1-Dichloroethene	96	2.919	2.919	(0.550)	32267	5.62455	1.125(R)
18	Freon-113	151	2.919	2.919	(0.550)	17590	4.23916	0.8478
19	Iodomethane	142	3.049	3.061	(0.574)	46942	5.79529	1.159
20	Carbon Disulfide	76	3.120	3.120	(0.588)	93742	4.84752	0.9695
21	Methylene Chloride	84	3.310	3.310	(0.623)	229046	33.1632	6.633

Data File: \\cansvr11\dd\chem\MSV\a3ux11.i\J70718A.b/UXJ4786.D
Report Date: 07/19/2007

CONTINUING CALIBRATION COMPOUNDS
PERCENT DRIFT REPORT

Instrument ID: a3ux11.i
Lab File ID: UXJ4786.D
Analysis Type: WATER

Injection Date: 18-JUL-2007 19:29
Lab Sample ID: QCMRL
Method File: \\cansvr11\dd\chem\MSV\a3ux11.i\J70718A

QCMRL closer

	COMPOUND	EXPECTED CONC.	MEASURED CONC.	%D	MAX %D	
0	Fluorobenzene	50.0000	50.0000	0.0	50.0	
0	Chlorobenzene-d5	50.0000	50.0000	0.0	50.0	
0	1,4-Dichlorobenzene-d4	50.0000	50.0000	0.0	50.0	
0	1,3,5-Trichlorobenzene	5.0000	3.8111	23.8	50.0	
0	Methylcyclohexane	5.0000	3.4439	31.1	50.0	
0	Methyl Acetate	10.0000	4.7503	52.5	50.0	<-
0	Cyclohexane	5.0000	2.9503	41.0	50.0	
0	Dichlorodifluoromethane	5.0000	3.7115	25.8	50.0	
0	Chloromethane	5.0000	4.3124	13.8	50.0	
0	Vinyl Chloride	5.0000	4.0570	18.9	20.0	
0	Bromomethane	5.0000	6.0099	20.2	50.0	
0	Chloroethane	5.0000	3.2529	34.9	50.0	65%
0	Trichlorofluoromethane	5.0000	5.5411	10.8	50.0	
0	Acrolein	50.0000	0.0000	100.0	50.0	<-
0	Acetone	10.0000	0.0000	100.0	50.0	<-
0	1,1-Dichloroethene	5.0000	4.6669	6.7	20.0	
0	Freon-113	5.0000	4.5219	9.6	50.0	
0	Iodomethane	5.0000	5.1168	2.3	50.0	
0	Carbon Disulfide	5.0000	5.2228	4.5	50.0	
0	Methylene Chloride	5.0000	2.6236	47.5	50.0	52.5%
0	Acetonitrile	50.0000	30.4455	39.1	50.0	
0	Acrylonitrile	50.0000	43.5097	13.0	50.0	
0	Methyl tert-butyl ether	5.0000	3.8226	23.5	50.0	
0	trans-1,2-Dichloroethene	5.0000	5.1625	3.3	50.0	
0	Hexane	5.0000	3.4485	31.0	20.0	<-
0	1,2,3-Trichlorobenzene	5.0000	3.4169	31.7	50.0	
0	1,1-Dichloroethane	5.0000	4.4496	11.0	50.0	
0	tert-Butyl Alcohol	100.0000	85.1080	14.9	50.0	
0	2-Butanone	10.0000	7.1699	28.3	50.0	
0	1,2-Dichloroethene (total)	10.0000	9.5330	4.7	50.0	
0	cis-1,2-dichloroethene	5.0000	4.3705	12.6	50.0	
0	2,2-Dichloropropane	5.0000	3.1099	37.8	50.0	
0	Bromochloromethane	5.0000	4.9693	0.6	50.0	
0	Chloroform	5.0000	5.0761	1.5	20.0	
0	Tetrahydrofuran	5.0000	2.3276	53.4	50.0	<-
0	1,1,1-Trichloroethane	5.0000	4.6303	7.4	50.0	
0	1,1-Dichloropropene	5.0000	4.4049	11.9	50.0	
0	Carbon Tetrachloride	5.0000	5.5629	11.3	50.0	
0	1,2-Dichloroethane	5.0000	4.5144	9.7	50.0	

Data File: \\cansvr11\dd\chem\MSV\a3ux11.i\J70718A.b/UXJ4786.D
Report Date: 07/19/2007

CONTINUING CALIBRATION COMPOUNDS
PERCENT DRIFT REPORT

Instrument ID: a3ux11.i
Lab File ID: UXJ4786.D
Analysis Type: WATER

Injection Date: 18-JUL-2007 19:29
Lab Sample ID: QCMRL
Method File: \\cansvr11\dd\chem\MSV\a3ux11.i\

	COMPOUND	EXPECTED CONC.	MEASURED CONC.	%D	MAX %D	
0	Benzene	5.0000	4.5982	8.0	50.0	
0	Trichloroethene	5.0000	4.5458	9.1	50.0	
0	1,2-Dichloropropane	5.0000	4.5640	8.7	20.0	
0	Naphthalene	5.0000	2.3689	52.6	50.0	<-
0	Dibromomethane	5.0000	4.5973	8.1	50.0	
0	Bromodichloromethane	5.0000	4.7341	5.3	50.0	
0	2-Chloroethyl vinyl ether	10.0000	6.5477	34.5	50.0	
0	cis-1,3-Dichloropropene	5.0000	4.0642	18.7	50.0	
0	4-Methyl-2-pentanone	10.0000	6.1274	38.7	50.0	61.3 %
0	Toluene	5.0000	4.3720	12.6	20.0	
0	trans-1,3-Dichloropropene	5.0000	3.7279	25.4	50.0	
0	Ethyl Methacrylate	5.0000	3.3758	32.5	50.0	
0	1,1,2-Trichloroethane	5.0000	4.3778	12.4	50.0	
0	1,3-Dichloropropane	5.0000	3.9820	20.4	50.0	
0	Tetrachloroethene	5.0000	4.5424	9.2	50.0	
0	2-Hexanone	10.0000	5.9770	40.2	50.0	59.8%
0	Dibromochloromethane	5.0000	5.6176	12.4	50.0	
0	1,2-Dibromoethane	5.0000	4.3769	12.5	50.0	
0	Chlorobenzene	5.0000	4.6405	7.2	50.0	
0	1,1,1,2-Tetrachloroethane	5.0000	5.3633	7.3	50.0	
0	Ethylbenzene	5.0000	3.8274	23.5	20.0	<-
0	m,p-Xylene	10.0000	6.7880	32.1	50.0	67.9%
0	Xylenes (total)	15.0000	10.2618	31.6	50.0	68.4%
0	Xylene-o	5.0000	3.4738	30.5	50.0	69.5%
0	Styrene	5.0000	3.5574	28.9	50.0	
0	Bromoform	5.0000	6.7504	35.0	50.0	135.0%
0	Isopropylbenzene	5.0000	3.2315	35.4	50.0	
0	1,1,2,2-Tetrachloroethane	5.0000	4.5300	9.4	50.0	
0	1,4-Dichloro-2-butene	5.0000	3.8283	23.4	50.0	
0	1,2,3-Trichloropropane	5.0000	4.7665	4.7	50.0	
0	Bromobenzene	5.0000	4.5791	8.4	50.0	
0	n-Propylbenzene	5.0000	3.9551	20.9	50.0	
0	2-Chlorotoluene	5.0000	4.2954	14.1	50.0	
0	1,3,5-Trimethylbenzene	5.0000	3.2345	35.3	50.0	
0	4-Chlorotoluene	5.0000	4.0433	19.1	50.0	
0	tert-Butylbenzene	5.0000	3.0713	38.6	50.0	
0	1,2,4-Trimethylbenzene	5.0000	3.0852	38.3	50.0	
0	sec-Butylbenzene	5.0000	3.4158	31.7	50.0	
0	4-Isopropyltoluene	5.0000	3.0675	38.6	50.0	

Data File: \\cansvr11\dd\chem\MSV\a3ux11.i\J70718A.b/UXJ4786.D
Report Date: 07/19/2007

CONTINUING CALIBRATION COMPOUNDS
PERCENT DRIFT REPORT

Instrument ID: a3ux11.i
Injection Date: 18-JUL-2007 19:29
Lab File ID: UXJ4786.D
Lab Sample ID: QCMRL
Analysis Type: WATER
Method File: \\cansvr11\dd\chem\MSV\a3ux11.i\

	COMPOUND	EXPECTED CONC.	MEASURED CONC.	%D	MAX %D	
0	1,3-Dichlorobenzene	5.0000	4.0034	19.9	50.0	
0	1,4-Dichlorobenzene	5.0000	4.5546	8.9	50.0	
0	n-Butylbenzene	5.0000	3.1549	36.9	50.0	
0	1,2-Dichlorobenzene	5.0000	4.3455	13.1	50.0	
0	1,2-Dibromo-3-chloropropane	5.0000	3.9284	21.4	50.0	
0	1,2,4-Trichlorobenzene	5.0000	3.3738	32.5	50.0	
0	Hexachlorobutadiene	5.0000	4.2973	14.1	50.0	
42	Vinyl acetate	5.0000	2.9481	41.0	50.0	
59	1,4-Dioxane	250.0000	125.5182	49.8	50.0	
150	Vinyl Acetate-86	5.0000	3.5793	28.4	50.0	
0	1,2-Dichloroethane-d4	5.0000	44.8495	797.0	50.0	<-
0	Dibromofluoromethane	5.0000	54.9421	998.8	50.0	<-
0	Toluene-d8	5.0000	45.2894	805.8	50.0	<-
0	Bromofluorobenzene	5.0000	42.9919	759.8	50.0	<-

METHOD BLANK REPORT

GC/MS Volatiles

Client Lot #...: A7G120101 **Work Order #...:** J24JC1AA **Matrix.....:** WATER
MB Lot-Sample #: A7G180000-294

Prep Date.....: 07/18/07 **Final Wgt/Vol..:** 5 mL
Analysis Date..: 07/18/07 **Prep Batch #...:** 7199294
Dilution Factor: 1 **Initial Wgt/Vol:** 5 mL

PARAMETER	RESULT	REPORTING LIMIT	UNITS	METHOD
Bromochloromethane	ND	1.0	ug/L	SW846 8260B
1,2-Dibromoethane	ND	1.0	ug/L	SW846 8260B
cis-1,2-Dichloroethene	ND	1.0	ug/L	SW846 8260B
trans-1,2-Dichloroethene	ND	1.0	ug/L	SW846 8260B
o-Xylene	ND	1.0	ug/L	SW846 8260B
m-Xylene & p-Xylene	ND	2.0	ug/L	SW846 8260B
Chloromethane	ND	1.0	ug/L	SW846 8260B
Bromomethane	ND	1.0	ug/L	SW846 8260B
Vinyl chloride	ND	1.0	ug/L	SW846 8260B
Chloroethane	ND	1.0	ug/L	SW846 8260B
Methylene chloride	**5.6**	**2.0**	**ug/L**	**SW846 8260B**
Acetone	**10**	**10**	**ug/L**	**SW846 8260B**
Carbon disulfide	ND	1.0	ug/L	SW846 8260B
1,1-Dichloroethene	ND	1.0	ug/L	SW846 8260B
1,1-Dichloroethane	ND	1.0	ug/L	SW846 8260B
1,2-Dichloroethene (total)	ND	1.0	ug/L	SW846 8260B
Chloroform	ND	1.0	ug/L	SW846 8260B
1,2-Dichloroethane	ND	1.0	ug/L	SW846 8260B
2-Butanone	ND	10	ug/L	SW846 8260B
1,1,1-Trichloroethane	ND	1.0	ug/L	SW846 8260B
Carbon tetrachloride	ND	1.0	ug/L	SW846 8260B
Bromodichloromethane	ND	1.0	ug/L	SW846 8260B
1,2-Dichloropropane	ND	1.0	ug/L	SW846 8260B
cis-1,3-Dichloropropene	ND	1.0	ug/L	SW846 8260B
Trichloroethene	ND	1.0	ug/L	SW846 8260B
Dibromochloromethane	ND	1.0	ug/L	SW846 8260B
1,1,2-Trichloroethane	ND	1.0	ug/L	SW846 8260B
Benzene	ND	1.0	ug/L	SW846 8260B
trans-1,3-Dichloropropene	ND	1.0	ug/L	SW846 8260B
Bromoform	ND	1.0	ug/L	SW846 8260B
4-Methyl-2-pentanone	ND	10	ug/L	SW846 8260B
2-Hexanone	ND	10	ug/L	SW846 8260B
Tetrachloroethene	ND	1.0	ug/L	SW846 8260B
1,1,2,2-Tetrachloroethane	ND	1.0	ug/L	SW846 8260B
Toluene	ND	1.0	ug/L	SW846 8260B
Chlorobenzene	ND	1.0	ug/L	SW846 8260B
Ethylbenzene	ND	1.0	ug/L	SW846 8260B
Styrene	ND	1.0	ug/L	SW846 8260B
Xylenes (total)	ND	2.0	ug/L	SW846 8260B

(Continued on next page)

METHOD BLANK REPORT

GC/MS Volatiles

Client Lot #...: A7G120101 **Work Order #...:** J24JC1AA **Matrix.....:** WATER

PARAMETER	RESULT	REPORTING LIMIT	UNITS	METHOD

SURROGATE	PERCENT RECOVERY	RECOVERY LIMITS
Dibromofluoromethane	110	(50 - 150)
1,2-Dichloroethane-d4	89	(50 - 150)
Toluene-d8	93	(50 - 150)
4-Bromofluorobenzene	83	(50 - 150)

NOTE(S):

Calculations are performed before rounding to avoid round-off errors in calculated results.

Environmental Quality Mgt., Inc.

Client Sample ID: FWGEQUIPRinse2-0502-GW

GC/MS Volatiles

Lot-Sample #...: A7G110101-005 Work Order #...: J2LKT1AA Matrix.....: WQ
Date Sampled...: 07/10/07 11:10 Date Received..: 07/11/07
Prep Date.....: 07/17/07 Analysis Date..: 07/17/07
Prep Batch #...: 7198244
Dilution Factor: 1 Initial Wgt/Vol: 5 mL Final Wgt/Vol..: 5 mL
Method.....: SW846 8260B

PARAMETER	RESULT	REPORTING LIMIT	UNITS	MDL
Bromochloromethane	ND	1.0	ug/L	0.29
1,2-Dibromoethane	ND	1.0	ug/L	0.24
o-Xylene	**0.34 J**	**1.0**	**ug/L**	**0.14**
m-Xylene & p-Xylene	**0.54 J**	**2.0**	**ug/L**	**0.24**
cis-1,2-Dichloroethene	ND	1.0	ug/L	0.17
trans-1,2-Dichloroethene	ND	1.0	ug/L	0.19
Chloromethane	ND	1.0	ug/L	0.30
Bromomethane	ND	1.0	ug/L	0.41
Vinyl chloride	ND	1.0	ug/L	0.22
Chloroethane	ND	1.0	ug/L	0.29
Methylene chloride	ND	2.0	ug/L	0.33
Acetone	**7.5 J**	**10**	**ug/L**	**1.1**
Carbon disulfide	ND	1.0	ug/L	0.13
1,1-Dichloroethene	ND	1.0	ug/L	0.19
1,1-Dichloroethane	ND	1.0	ug/L	0.15
1,2-Dichloroethene (total)	ND	1.0	ug/L	0.34
Chloroform	ND	1.0	ug/L	0.16
1,2-Dichloroethane	ND	1.0	ug/L	0.22
2-Butanone	**3.3 J**	**10**	**ug/L**	**0.57**
1,1,1-Trichloroethane	ND	1.0	ug/L	0.22
Carbon tetrachloride	ND	1.0	ug/L	0.13
Bromodichloromethane	ND	1.0	ug/L	0.15
1,2-Dichloropropane	ND	1.0	ug/L	0.18
cis-1,3-Dichloropropene	ND	1.0	ug/L	0.14
Trichloroethene	ND	1.0	ug/L	0.17
Dibromochloromethane	ND	1.0	ug/L	0.18
1,1,2-Trichloroethane	ND	1.0	ug/L	0.27
Benzene	**0.31 J**	**1.0**	**ug/L**	**0.13**
trans-1,3-Dichloropropene	ND	1.0	ug/L	0.19
Bromoform	ND	1.0	ug/L	0.64
4-Methyl-2-pentanone	ND	10	ug/L	0.32
2-Hexanone	ND	10	ug/L	0.41
Tetrachloroethene	ND	1.0	ug/L	0.29
1,1,2,2-Tetrachloroethane	ND	1.0	ug/L	0.18
Toluene	**1.3**	**1.0**	**ug/L**	**0.13**
Chlorobenzene	ND	1.0	ug/L	0.15
Ethylbenzene	ND	1.0	ug/L	0.17

(Continued on next page)

Environmental Quality Mgt., Inc.

Client Sample ID: FWGEQUIPRinse2-0502-GW

GC/MS Volatiles

Lot-Sample #...: A7G110101-005 **Work Order #...:** J2LKT1AA **Matrix.....:** WQ

PARAMETER	RESULT	REPORTING LIMIT	UNITS	MDL
Styrene	ND	1.0	ug/L	0.11
Xylenes (total)	**0.87 J**	**2.0**	**ug/L**	**0.28**

SURROGATE	PERCENT RECOVERY	RECOVERY LIMITS
Dibromofluoromethane	107	(50 - 150)
1,2-Dichloroethane-d4	90	(50 - 150)
Toluene-d8	91	(50 - 150)
4-Bromofluorobenzene	84	(50 - 150)

NOTE(S):

J Estimated result. Result is less than RL.

Method Blank Outlier Report

Lab Reporting Batch : A7G120101
Lab ID: STLCAN
Analysis Method : 8260B
Analysis Date : 07/18/2007
Preparation Type : 5030B
Preparation Date : 07/18/2007
Method Blank Lab Sample ID : A7G180000294B
Preparation Batch : 7199294

Acetone	Result	Reporting Limit	Units	Lab Qual	Comments
Method Blank Result:	10	10	ug/L		Common Contaminant

Acetone was qualified due to method blank contamination in the following associated samples:

Client Sample ID	Lab Sample ID	Dilution	Result	Lab Qual	Result Units
FWGEQUIPRinse3-0503-GW	A7G120101029	1	1.6	J B	ug/L

Methylene chloride	Result	Reporting Limit	Units	Lab Qual	Comments
Method Blank Result:	5.6	2.0	ug/L		Common Contaminant

Methylene chloride contamination found in the method blank did not qualify any samples.

Laboratory Control Sample / Laboratory Control Sample Duplicate Outlier Report

Method Batch : 7199294 **Analysis Method :** 8260B **Analysis Date :** 07/18/2007

Preparation Batch : 7199294 **Preparation Type :** 5030B **Preparation Date :** 07/18/2007

Lab Reporting Batch : A7G120101 **Lab ID:** STLCAN

			Reported Values		Project Limits (Percent)			
LCS Lab Sample ID	Matrix	Analyte Name	Percent Recovery	RPD	Rejection Point	Lower Limit	Upper Limit	RPD
A7G180000294C	AQ	Acetone	191		30.00	51.00	157.00	30.00
		Bromoform	151		30.00	72.00	136.00	30.00
		Methylene chloride	168		30.00	69.00	118.00	30.00
A7G180000294L		Acetone	174	9.1	30.00	51.00	157.00	30.00
		Bromoform	143	5.1	30.00	72.00	136.00	30.00
		Methylene chloride	164	2.5	30.00	69.00	118.00	30.00

Associated Samples

Client Sample ID	Lab Sample ID
FWGBKGmw-010C-0464-GW	A7G120101018
FWGBKGmw-013C-0466-GW	A7G120101025
FWGBKGmw-020C-0472-GW	A7G120101003
FWGBKGmw-DUP1-0497-GW	A7G120101005
FWGEQUIPRinse3-0503-GW	A7G120101029
FWGLL11mw-002C-0478-GW	A7G120101027
FWGLL11mw-007C-0479-GW	A7G120101007
FWGLL11mw-DUP4-0500-GW	A7G120101009
FWGLL3mw-238C-0490-GW	A7G120101014
FWGLL3mw-242C-0491-GW	A7G120101019
FWGTRIP-Team1	A7G120101011
FWGTRIP-TEAM2	A7G120101030
FWGTRIPTeam3	A7G120101021
FWGTRIPTeam3-0710-07	A7G120101022
FWGWBGmw-006C-0494-GW	A7G120101012
FWGWBGmw-007C-0495-GW	A7G120101023
FWGWBGmw-009C-0496-GW	A7G120101001

Scope of Data Qualification: The outlier in the LCS qualifies that analyte in all samples with the same Preparation Batch ID as the LCS

Project Number and Name: 030240.0005 - Ravenna GW

LABORATORY CONTROL SAMPLE EVALUATION REPORT

GC/MS Volatiles

Client Lot #...: A7G120101 **Work Order #...:** J24JC1AC-LCS **Matrix.....:** WATER
LCS Lot-Sample#: A7G180000-294 J24JC1AD-LCSD
Prep Date.....: 07/18/07 **Analysis Date..:** 07/18/07
Prep Batch #...: 7199294
Dilution Factor: 1 **Final Wgt/Vol..:** 5 mL
Initial Wgt/Vol: 5 mL

PARAMETER	PERCENT RECOVERY	RECOVERY LIMITS	RPD	RPD LIMITS	METHOD
cis-1,2-Dichloroethene	98	(73 - 133)			SW846 8260B
	99	(73 - 133)	1.4	(0-30)	SW846 8260B
trans-1,2-Dichloroethene	103	(75 - 134)			SW846 8260B
	103	(75 - 134)	0.29	(0-30)	SW846 8260B
1,2-Dibromoethane	97	(75 - 127)			SW846 8260B
	93	(75 - 127)	3.9	(0-30)	SW846 8260B
Bromochloromethane	108	(75 - 127)			SW846 8260B
	105	(75 - 127)	2.5	(0-30)	SW846 8260B
m-Xylene & p-Xylene	99	(75 - 122)			SW846 8260B
	97	(75 - 122)	1.6	(0-30)	SW846 8260B
o-Xylene	97	(75 - 118)			SW846 8260B
	96	(75 - 118)	1.7	(0-30)	SW846 8260B
Chloromethane	88	(58 - 135)			SW846 8260B
	90	(58 - 135)	2.5	(0-30)	SW846 8260B
Bromomethane	93	(35 - 153)			SW846 8260B
	97	(35 - 153)	4.2	(0-30)	SW846 8260B
Vinyl chloride	95	(73 - 134)			SW846 8260B
	95	(73 - 134)	0.71	(0-30)	SW846 8260B
Chloroethane	104	(72 - 129)			SW846 8260B
	103	(72 - 129)	1.2	(0-30)	SW846 8260B
Methylene chloride	168 a	(69 - 118)			SW846 8260B
	164 a	(69 - 118)	2.5	(0-30)	SW846 8260B
Acetone	191 a	(51 - 157)			SW846 8260B
	174 a	(51 - 157)	9.1	(0-30)	SW846 8260B
Carbon disulfide	108	(74 - 123)			SW846 8260B
	107	(74 - 123)	1.5	(0-30)	SW846 8260B
1,1-Dichloroethene	**111**	**(75 - 125)**			**SW846 8260B**
	111	**(75 - 125)**	**0.090**	**(0-30)**	**SW846 8260B**
1,1-Dichloroethane	95	(75 - 133)			SW846 8260B
	97	(75 - 133)	1.5	(0-30)	SW846 8260B
1,2-Dichloroethene (total)	100	(85 - 111)			SW846 8260B
	101	(85 - 111)	0.54	(0-30)	SW846 8260B
Chloroform	103	(74 - 127)			SW846 8260B
	101	(74 - 127)	1.7	(0-30)	SW846 8260B
1,2-Dichloroethane	98	(67 - 132)			SW846 8260B
	94	(67 - 132)	4.6	(0-30)	SW846 8260B

(Continued on next page)

LABORATORY CONTROL SAMPLE EVALUATION REPORT

GC/MS Volatiles

Client Lot #...: A7G120101 **Work Order #...:** J24JC1AC-LCS **Matrix.....:** WATER
LCS Lot-Sample#: A7G180000-294 J24JC1AD-LCSD

PARAMETER	PERCENT RECOVERY	RECOVERY LIMITS	RPD	RPD LIMITS	METHOD
2-Butanone	78	(45 - 150)			SW846 8260B
	75	(45 - 150)	4.7	(0-30)	SW846 8260B
1,1,1-Trichloroethane	100	(70 - 127)			SW846 8260B
	100	(70 - 127)	0.0	(0-30)	SW846 8260B
Carbon tetrachloride	126	(71 - 132)			SW846 8260B
	118	(71 - 132)	6.4	(0-30)	SW846 8260B
Bromodichloromethane	108	(70 - 130)			SW846 8260B
	107	(70 - 130)	1.2	(0-30)	SW846 8260B
1,2-Dichloropropane	96	(75 - 127)			SW846 8260B
	96	(75 - 127)	0.39	(0-30)	SW846 8260B
cis-1,3-Dichloropropene	93	(73 - 132)			SW846 8260B
	93	(73 - 132)	0.38	(0-30)	SW846 8260B
Trichloroethene	**109**	**(67 - 128)**			**SW846 8260B**
	108	**(67 - 128)**	**0.72**	**(0-30)**	**SW846 8260B**
Dibromochloromethane	124	(74 - 145)			SW846 8260B
	120	(74 - 145)	3.6	(0-30)	SW846 8260B
1,1,2-Trichloroethane	96	(75 - 136)			SW846 8260B
	95	(75 - 136)	1.3	(0-30)	SW846 8260B
Benzene	**99**	**(75 - 126)**			**SW846 8260B**
	98	**(75 - 126)**	**1.0**	**(0-30)**	**SW846 8260B**
trans-1,3-Dichloropropene	86	(74 - 131)			SW846 8260B
	82	(74 - 131)	4.6	(0-30)	SW846 8260B
Bromoform	151 a	(72 - 136)			SW846 8260B
	143 a	(72 - 136)	5.1	(0-30)	SW846 8260B
4-Methyl-2-pentanone	74	(59 - 150)			SW846 8260B
	74	(59 - 150)	0.010	(0-30)	SW846 8260B
2-Hexanone	68	(53 - 139)			SW846 8260B
	68	(53 - 139)	0.11	(0-30)	SW846 8260B
Tetrachloroethene	104	(75 - 129)			SW846 8260B
	103	(75 - 129)	0.93	(0-30)	SW846 8260B
1,1,2,2-Tetrachloroethane	92	(68 - 129)			SW846 8260B
	87	(68 - 129)	5.6	(0-30)	SW846 8260B
Toluene	**95**	**(75 - 125)**			**SW846 8260B**
	94	**(75 - 125)**	**0.99**	**(0-30)**	**SW846 8260B**
Chlorobenzene	**98**	**(75 - 127)**			**SW846 8260B**
	97	**(75 - 127)**	**0.80**	**(0-30)**	**SW846 8260B**
Ethylbenzene	96	(75 - 120)			SW846 8260B
	95	(75 - 120)	0.59	(0-30)	SW846 8260B
Styrene	98	(75 - 130)			SW846 8260B
	98	(75 - 130)	0.15	(0-30)	SW846 8260B
Xylenes (total)	98	(90 - 114)			SW846 8260B
	97	(90 - 114)	1.6	(0-30)	SW846 8260B

(Continued on next page)

LABORATORY CONTROL SAMPLE EVALUATION REPORT

GC/MS Volatiles

Client Lot #...: A7G120101 **Work Order #...:** J24JC1AC-LCS **Matrix.....:** WATER
LCS Lot-Sample#: A7G180000-294 J24JC1AD-LCSD

PARAMETER	PERCENT RECOVERY	RECOVERY LIMITS	RPD	RPD LIMITS	METHOD
n-Hexane	103	(69 - 129)			SW846 8260B
	98	(69 - 129)	5.0	(0-30)	SW846 8260B
1,2-Dibromo-3-chloro-propane	90	(75 - 132)			SW846 8260B
	85	(75 - 132)	5.8	(0-30)	SW846 8260B
1,2-Dichlorobenzene	92	(73 - 120)			SW846 8260B
	93	(73 - 120)	0.83	(0-30)	SW846 8260B
1,3-Dichlorobenzene	97	(75 - 122)			SW846 8260B
	96	(75 - 122)	0.94	(0-30)	SW846 8260B
1,4-Dichlorobenzene	97	(74 - 123)			SW846 8260B
	95	(74 - 123)	2.3	(0-30)	SW846 8260B
Dichlorodifluoromethane	82	(59 - 134)			SW846 8260B
	79	(59 - 134)	3.4	(0-30)	SW846 8260B
Freon 113	126	(50 - 150)			SW846 8260B
	132	(50 - 150)	4.6	(0-30)	SW846 8260B
Isopropylbenzene	104	(75 - 126)			SW846 8260B
	104	(75 - 126)	0.59	(0-30)	SW846 8260B
Methyl acetate	83	(60 - 140)			SW846 8260B
	78	(60 - 140)	5.9	(0-20)	SW846 8260B
Methylcyclohexane	79	(60 - 140)			SW846 8260B
	79	(60 - 140)	0.11	(0-20)	SW846 8260B
Methyl tert-butyl ether (MTBE)	88	(59 - 129)			SW846 8260B
	86	(59 - 129)	1.8	(0-30)	SW846 8260B
1,2,4-Trichloro-benzene	82	(75 - 130)			SW846 8260B
	81	(75 - 130)	1.6	(0-30)	SW846 8260B
Trichlorofluoromethane	128	(68 - 133)			SW846 8260B
	133	(68 - 133)	3.6	(0-30)	SW846 8260B
Acrolein	103	(50 - 150)			SW846 8260B
	101	(50 - 150)	2.0	(0-30)	SW846 8260B
Acrylonitrile	92	(50 - 150)			SW846 8260B
	91	(50 - 150)	1.3	(0-30)	SW846 8260B
n-Butylbenzene	83	(75 - 126)			SW846 8260B
	82	(75 - 126)	0.87	(0-30)	SW846 8260B
sec-Butylbenzene	89	(75 - 125)			SW846 8260B
	90	(75 - 125)	0.92	(0-30)	SW846 8260B
tert-Butylbenzene	87	(75 - 125)			SW846 8260B
	86	(75 - 125)	1.1	(0-30)	SW846 8260B

(Continued on next page)

LABORATORY CONTROL SAMPLE EVALUATION REPORT

GC/MS Volatiles

Client Lot #...: A7G120101 **Work Order #...:** J24JC1AC-LCS **Matrix.....:** WATER
LCS Lot-Sample#: A7G180000-294 J24JC1AD-LCSD

PARAMETER	PERCENT RECOVERY	RECOVERY LIMITS	RPD	RPD LIMITS	METHOD
2-Chlorotoluene	96	(75 - 121)			SW846 8260B
	93	(75 - 121)	3.2	(0-30)	SW846 8260B
4-Chlorotoluene	96	(73 - 127)			SW846 8260B
	96	(73 - 127)	0.78	(0-30)	SW846 8260B
Dibromomethane	103	(76 - 132)			SW846 8260B
	105	(76 - 132)	1.8	(0-30)	SW846 8260B
1,3-Dichloropropane	91	(75 - 133)			SW846 8260B
	90	(75 - 133)	1.2	(0-30)	SW846 8260B
2,2-Dichloropropane	74	(62 - 134)			SW846 8260B
	72	(62 - 134)	3.5	(0-30)	SW846 8260B
1,1-Dichloropropene	92	(75 - 135)			SW846 8260B
	93	(75 - 135)	0.76	(0-30)	SW846 8260B
Hexachlorobutadiene	79	(75 - 133)			SW846 8260B
	82	(75 - 133)	3.4	(0-30)	SW846 8260B
Iodomethane	116	(50 - 150)			SW846 8260B
	121	(50 - 150)	4.5	(0-30)	SW846 8260B
p-Isopropyltoluene	93	(75 - 125)			SW846 8260B
	93	(75 - 125)	0.030	(0-30)	SW846 8260B
Naphthalene	72	(65 - 149)			SW846 8260B
	74	(65 - 149)	2.6	(0-30)	SW846 8260B
n-Propylbenzene	93	(75 - 127)			SW846 8260B
	90	(75 - 127)	3.6	(0-30)	SW846 8260B
1,1,1,2-Tetrachloroethane	111	(75 - 127)			SW846 8260B
	113	(75 - 127)	1.1	(0-30)	SW846 8260B
1,2,3-Trichlorobenzene	83	(75 - 133)			SW846 8260B
	85	(75 - 133)	2.2	(0-30)	SW846 8260B
1,2,3-Trichloropropane	96	(65 - 139)			SW846 8260B
	95	(65 - 139)	0.92	(0-30)	SW846 8260B
1,1,2-Trichloro-1,2,2-trifluoroethane	126	(50 - 150)			SW846 8260B
	132	(50 - 150)	4.6	(0-30)	SW846 8260B
1,2,4-Trimethylbenzene	89	(75 - 123)			SW846 8260B
	89	(75 - 123)	0.38	(0-30)	SW846 8260B
1,3,5-Trimethylbenzene	88	(75 - 121)			SW846 8260B
	88	(75 - 121)	0.29	(0-30)	SW846 8260B
Vinyl acetate	99	(30 - 150)			SW846 8260B
	106	(30 - 150)	6.8	(0-30)	SW846 8260B
Bromobenzene	98	(74 - 123)			SW846 8260B
	98	(74 - 123)	0.19	(0-30)	SW846 8260B

(Continued on next page)

LABORATORY CONTROL SAMPLE EVALUATION REPORT

GC/MS Volatiles

Client Lot #...: A7G120101 **Work Order #...:** J24JC1AC-LCS **Matrix.....:** WATER
LCS Lot-Sample#: A7G180000-294 J24JC1AD-LCSD

SURROGATE	PERCENT RECOVERY	RECOVERY LIMITS
Dibromofluoromethane	108	(50 - 150)
	108	(50 - 150)
1,2-Dichloroethane-d4	94	(50 - 150)
	95	(50 - 150)
Toluene-d8	95	(50 - 150)
	97	(50 - 150)
4-Bromofluorobenzene	94	(50 - 150)
	92	(50 - 150)

NOTE(S):

Calculations are performed before rounding to avoid round-off errors in calculated results.

Bold print denotes control parameters

a Spiked analyte recovery is outside stated control limits.

Matrix Spike / Matrix Spike Duplicate Recovery and RPD Outlier Report

Method Batch : 7199294 **Analysis Method :** 8260B **Analysis Date :** 07/18/2007

Preparation Batch : 7199294 **Preparation Type :** 5030B **Preparation Date :** 07/18/2007

Lab Reporting Batch : A7G120101 **Lab ID:** STLCAN

Client Sample ID	Lab Sample ID	Matrix	Analyte Name	Reported *		Project Limits (Percent)			
				Percent Recovery	RPD	Rejection Point**	Lower Limit	Upper Limit	RPD
FWGBKGmw-013C-0466	A7G120101025S	AQ	2-Hexanone MAL CLW	59		0.00	70.00	130.00	20.00
			4-Methyl-2-pentanone MAL	65		0.00	70.00	130.00	20.00
			Acetone MAL, CLW	59		0.00	70.00	130.00	20.00
			Bromoform MAL↑, CLW↑	137		0.00	70.00	130.00	20.00
FWGBKGmw-013C-0466	A7G120101025D		2-Butanone	66		0.00	70.00	130.00	20.00
			2-Hexanone	59		0.00	70.00	130.00	20.00
			4-Methyl-2-pentanone	63		0.00	70.00	130.00	20.00
			Acetone	69		0.00	70.00	130.00	20.00
			Bromoform	140		0.00	70.00	130.00	20.00

Associated Samples: All samples in Method Batch

Client Sample ID	Lab Sample ID
FWGBKGmw-010C-0464-GW	A7G120101018
FWGBKGmw-013C-0466-GW	A7G120101025
FWGBKGmw-020C-0472-GW	A7G120101003
FWGBKGmw-DUP1-0497-GW	A7G120101005
FWGEQUIPRinse3-0503-GW	A7G120101029
FWGLL11mw-002C-0478-GW	A7G120101027
FWGLL11mw-007C-0479-GW	A7G120101007
FWGLL11mw-DUP4-0500-GW	A7G120101009
FWGLL3mw-238C-0490-GW	A7G120101014
FWGLL3mw-242C-0491-GW	A7G120101019
FWGTRIP-Team1	A7G120101011
FWGTRIP-TEAM2	A7G120101030
FWGTRIPTeam3	A7G120101021
FWGTRIPTeam3-0710-07	A7G120101022
FWGWBGmw-006C-0494-GW	A7G120101012
FWGWBGmw-007C-0495-GW	A7G120101023
FWGWBGmw-009C-0496-GW	A7G120101001

* Only those Percent Recovery and/or RPD values outside project limits are listed in this report.
** Metal are also assessed against an upper rejection point of 150 percent for waters and 200 percent for soils and sediments

Project Number and Name: 030240.0005 - Ravenna GW

MATRIX SPIKE SAMPLE EVALUATION REPORT

GC/MS Volatiles

Client Lot #...: A7G120101 **Work Order #...:** J2PC81AC-MS **Matrix.....:** WG
MS Lot-Sample #: A7G120101-025 J2PC81AD-MSD
Date Sampled...: 07/11/07 11:10 **Date Received..:** 07/12/07
Prep Date.....: 07/18/07 **Analysis Date..:** 07/18/07
Prep Batch #...: 7199294
Dilution Factor: 1 **Initial Wgt/Vol:** 5 mL **Final Wgt/Vol..:** 5 mL

PARAMETER	PERCENT RECOVERY	RECOVERY LIMITS	RPD	RPD LIMITS	METHOD
cis-1,2-Dichloroethene	97	(82 - 116)			SW846 8260B
	97	(82 - 116)	0.40	(0-30)	SW846 8260B
trans-1,2-Dichloroethene	100	(77 - 115)			SW846 8260B
	104	(77 - 115)	4.0	(0-30)	SW846 8260B
1,2-Dibromoethane	87	(60 - 140)			SW846 8260B
	91	(60 - 140)	5.1	(0-20)	SW846 8260B
Bromochloromethane	102	(70 - 130)			SW846 8260B
	104	(70 - 130)	2.3	(0-30)	SW846 8260B
Chloromethane	86	(41 - 125)			SW846 8260B
	88	(41 - 125)	3.3	(0-30)	SW846 8260B
Bromomethane	88	(53 - 155)			SW846 8260B
	86	(53 - 155)	2.4	(0-30)	SW846 8260B
Vinyl chloride	92	(52 - 122)			SW846 8260B
	93	(52 - 122)	0.56	(0-30)	SW846 8260B
Chloroethane	99	(62 - 140)			SW846 8260B
	100	(62 - 140)	1.0	(0-30)	SW846 8260B
Methylene chloride	98	(70 - 129)			SW846 8260B
	99	(70 - 129)	0.45	(0-30)	SW846 8260B
Acetone	59	(10 - 166)			SW846 8260B
	69	(10 - 166)	16	(0-32)	SW846 8260B
Carbon disulfide	104	(66 - 135)			SW846 8260B
	103	(66 - 135)	0.61	(0-31)	SW846 8260B
1,1-Dichloroethene	**102**	**(57 - 138)**			**SW846 8260B**
	106	**(57 - 138)**	**4.1**	**(0-15)**	**SW846 8260B**
1,1-Dichloroethane	93	(84 - 121)			SW846 8260B
	93	(84 - 121)	0.56	(0-30)	SW846 8260B
1,2-Dichloroethene (total)	98	(80 - 115)			SW846 8260B
	100	(80 - 115)	2.3	(0-30)	SW846 8260B
Chloroform	98	(85 - 124)			SW846 8260B
	98	(85 - 124)	0.21	(0-30)	SW846 8260B
1,2-Dichloroethane	91	(84 - 126)			SW846 8260B
	93	(84 - 126)	1.5	(0-30)	SW846 8260B
2-Butanone	70	(52 - 152)			SW846 8260B
	66	(52 - 152)	4.9	(0-30)	SW846 8260B
1,1,1-Trichloroethane	98	(78 - 128)			SW846 8260B
	98	(78 - 128)	0.49	(0-30)	SW846 8260B
Carbon tetrachloride	120	(80 - 125)			SW846 8260B
	117	(80 - 125)	3.0	(0-30)	SW846 8260B

(Continued on next page)

MATRIX SPIKE SAMPLE EVALUATION REPORT

GC/MS Volatiles

Client Lot #...: A7G120101 **Work Order #...:** J2PC81AC-MS **Matrix.....:** WG
MS Lot-Sample #: A7G120101-025 J2PC81AD-MSD

PARAMETER	PERCENT RECOVERY	RECOVERY LIMITS	RPD	RPD LIMITS	METHOD
Bromodichloromethane	101	(86 - 127)			SW846 8260B
	102	(86 - 127)	0.66	(0-30)	SW846 8260B
1,2-Dichloropropane	92	(83 - 121)			SW846 8260B
	93	(83 - 121)	0.50	(0-30)	SW846 8260B
cis-1,3-Dichloropropene	83 a	(86 - 122)			SW846 8260B
	83 a	(86 - 122)	0.0	(0-30)	SW846 8260B
Trichloroethene	**99**	**(58 - 141)**			**SW846 8260B**
	102	**(58 - 141)**	**2.1**	**(0-17)**	**SW846 8260B**
Dibromochloromethane	112	(85 - 124)			SW846 8260B
	116	(85 - 124)	2.8	(0-30)	SW846 8260B
1,1,2-Trichloroethane	94	(88 - 119)			SW846 8260B
	91	(88 - 119)	2.7	(0-30)	SW846 8260B
Benzene	**96**	**(73 - 123)**			**SW846 8260B**
	97	**(73 - 123)**	**1.3**	**(0-11)**	**SW846 8260B**
trans-1,3-Dichloropropene	78 a	(85 - 120)			SW846 8260B
	80 a	(85 - 120)	2.0	(0-30)	SW846 8260B
~~Bromoform~~	~~137 c~~	~~(79 - 135)~~			SW846 8260B
	~~140 a~~	~~(79 - 135)~~	2.8	(0-30)	SW846 8260B
~~4-Methyl-2-pentanone~~	~~65 a~~	~~(74 - 140)~~			SW846 8260B
	~~63 a~~	~~(74 - 140)~~	2.2	(0-30)	SW846 8260B
~~2-Hexanone~~	~~59~~	~~(54 - 148)~~			SW846 8260B
	~~59~~	~~(54 - 148)~~	0.11	(0-31)	SW846 8260B
Tetrachloroethene	98	(75 - 116)			SW846 8260B
	101	(75 - 116)	3.4	(0-30)	SW846 8260B
1,1,2,2-Tetrachloroethane	85	(74 - 144)			SW846 8260B
	82	(74 - 144)	3.6	(0-30)	SW846 8260B
Toluene	**91**	**(67 - 129)**			**SW846 8260B**
	95	**(67 - 129)**	**4.6**	**(0-14)**	**SW846 8260B**
Chlorobenzene	**95**	**(70 - 122)**			**SW846 8260B**
	97	**(70 - 122)**	**2.1**	**(0-14)**	**SW846 8260B**
Ethylbenzene	91	(86 - 113)			SW846 8260B
	93	(86 - 113)	1.4	(0-30)	SW846 8260B
Styrene	92	(87 - 115)			SW846 8260B
	94	(87 - 115)	1.8	(0-30)	SW846 8260B
Xylenes (total)	95	(88 - 114)			SW846 8260B
	97	(88 - 114)	2.5	(0-30)	SW846 8260B
n-Hexane	87	(57 - 129)			SW846 8260B
	94	(57 - 129)	7.4	(0-30)	SW846 8260B
Cyclohexane	69	(60 - 140)			SW846 8260B
	71	(60 - 140)	2.4	(0-20)	SW846 8260B

(Continued on next page)

MATRIX SPIKE SAMPLE EVALUATION REPORT

GC/MS Volatiles

Client Lot #...: A7G120101 **Work Order #...:** J2PC81AC-MS **Matrix.....:** WG
MS Lot-Sample #: A7G120101-025 J2PC81AD-MSD

PARAMETER	PERCENT RECOVERY	RECOVERY LIMITS	RPD	RPD LIMITS	METHOD
1,2-Dibromo-3-chloro-propane	77	(60 - 140)			SW846 8260B
	78	(60 - 140)	1.1	(0-20)	SW846 8260B
1,2-Dichlorobenzene	91	(60 - 140)			SW846 8260B
	90	(60 - 140)	1.5	(0-20)	SW846 8260B
1,3-Dichlorobenzene	94	(60 - 140)			SW846 8260B
	92	(60 - 140)	2.2	(0-20)	SW846 8260B
1,4-Dichlorobenzene	94	(60 - 140)			SW846 8260B
	93	(60 - 140)	0.97	(0-20)	SW846 8260B
Dichlorodifluoromethane	69	(60 - 140)			SW846 8260B
	72	(60 - 140)	4.1	(0-20)	SW846 8260B
Freon 113	124	(60 - 140)			SW846 8260B
	133	(60 - 140)	6.6	(0-20)	SW846 8260B
Isopropylbenzene	99	(60 - 140)			SW846 8260B
	102	(60 - 140)	3.7	(0-20)	SW846 8260B
Methyl acetate	69	(60 - 140)			SW846 8260B
	66	(60 - 140)	4.1	(0-20)	SW846 8260B
Methylcyclohexane	74	(60 - 140)			SW846 8260B
	79	(60 - 140)	6.9	(0-20)	SW846 8260B
Methyl tert-butyl ether (MTBE)	81	(60 - 140)			SW846 8260B
	82	(60 - 140)	1.5	(0-20)	SW846 8260B
1,2,4-Trichloro-benzene	75	(60 - 140)			SW846 8260B
	75	(60 - 140)	0.66	(0-20)	SW846 8260B
Trichlorofluoromethane	122	(60 - 140)			SW846 8260B
	126	(60 - 140)	3.6	(0-20)	SW846 8260B

SURROGATE	PERCENT RECOVERY	RECOVERY LIMITS
Dibromofluoromethane	110	(50 - 150)
	107	(50 - 150)
1,2-Dichloroethane-d4	92	(50 - 150)
	92	(50 - 150)
Toluene-d8	94	(50 - 150)
	95	(50 - 150)
4-Bromofluorobenzene	93	(50 - 150)
	92	(50 - 150)

(Continued on next page)

Environmental Quality Mgt., Inc.

Client Sample ID: FWGWBGmw-009C-0496-GW

GC/MS Semivolatiles

Lot-Sample #...: A7G120101-001 **Work Order #...:** J2N9X1AC **Matrix.....:** WG
Date Sampled...: 07/11/07 09:34 **Date Received..:** 07/12/07
Prep Date.....: 07/13/07 **Analysis Date..:** 07/24/07
Prep Batch #...: 7194031
Dilution Factor: 1 **Initial Wgt/Vol:** 1050 mL **Final Wgt/Vol..:** 2 mL
Method.....: SW846 8270C

PARAMETER	RESULT	REPORTING LIMIT	UNITS	MDL
Benzoic acid	ND	10	ug/L	4.4
Benzyl alcohol	ND	5.0	ug/L	0.49
Phenol	ND	1.0	ug/L	0.96
bis(2-Chloroethyl)-ether	ND	1.0	ug/L	0.088
2-Chlorophenol	ND	1.0	ug/L	0.039
1,3-Dichlorobenzene	ND	1.0	ug/L	0.53
1,4-Dichlorobenzene	ND	1.0	ug/L	0.52
1,2-Dichlorobenzene	ND	1.0	ug/L	0.59
2-Methylphenol	ND	1.0	ug/L	0.56
2,2'-oxybis(1-Chloro-propane)	ND	1.0	ug/L	0.52
4-Methylphenol	ND	1.0	ug/L	0.64
N-Nitrosodi-n-propyl-amine	ND	1.0	ug/L	0.53
Hexachloroethane	ND	1.0	ug/L	0.58
Nitrobenzene	ND	1.0	ug/L	0.053
Isophorone	ND	1.0	ug/L	0.50
2-Nitrophenol	ND	2.0	ug/L	1.3
2,4-Dimethylphenol	ND	2.0	ug/L	0.56
bis(2-Chloroethoxy) methane	ND	1.0	ug/L	0.49
2,4-Dichlorophenol	ND	2.0	ug/L	1.1
1,2,4-Trichloro-benzene	ND	1.0	ug/L	0.59
Naphthalene	ND	0.20	ug/L	0.069
4-Chloroaniline	ND	2.0	ug/L	0.56
Hexachlorobutadiene	ND	1.0	ug/L	0.51
4-Chloro-3-methylphenol	ND	2.0	ug/L	0.41
2-Methylnaphthalene	ND	0.20	ug/L	0.061
Hexachlorocyclopenta-diene	ND	10	ug/L	0.74
2,4,6-Trichloro-phenol	ND	5.0	ug/L	1.4
2,4,5-Trichloro-phenol	ND	5.0	ug/L	0.96
2-Chloronaphthalene	ND	1.0	ug/L	0.62
2-Nitroaniline	ND	2.0	ug/L	0.43

(Continued on next page)

Environmental Quality Mgt., Inc.

Client Sample ID: FWGWBGmw-009C-0496-GW

GC/MS Semivolatiles

Lot-Sample #...: A7G120101-001 Work Order #...: J2N9X1AC Matrix.....: WG

PARAMETER	RESULT	REPORTING LIMIT	UNITS	MDL
Dimethyl phthalate	ND	1.0	ug/L	0.44
Acenaphthylene	ND	0.20	ug/L	0.054
2,6-Dinitrotoluene	ND	5.0	ug/L	0.47
3-Nitroaniline	ND	2.0	ug/L	0.67
Acenaphthene	ND	0.20	ug/L	0.054
2,4-Dinitrophenol	ND	5.0	ug/L	3.5
4-Nitrophenol	ND	5.0	ug/L	0.63
Dibenzofuran	ND	1.0	ug/L	0.54
2,4-Dinitrotoluene	ND	5.0	ug/L	0.40
Diethyl phthalate	ND	1.0	ug/L	0.63
4-Chlorophenyl phenyl ether	ND	2.0	ug/L	0.55
Fluorene	ND	0.20	ug/L	0.043
4-Nitroaniline	ND	2.0	ug/L	0.47
4,6-Dinitro-2-methylphenol	ND	5.0	ug/L	0.27
N-Nitrosodiphenylamine	ND	1.0	ug/L	0.46
4-Bromophenyl phenyl ether	ND	2.0	ug/L	0.52
Hexachlorobenzene	ND	0.20	ug/L	0.065
Pentachlorophenol	ND	5.0	ug/L	0.48
Phenanthrene	ND	0.20	ug/L	0.087
Anthracene	ND	0.20	ug/L	0.054
Carbazole	ND	1.0	ug/L	0.54
Di-n-butyl phthalate	ND	1.0	ug/L	0.61
Fluoranthene	ND	0.20	ug/L	0.036
Pyrene	ND	0.20	ug/L	0.048
Butyl benzyl phthalate	ND	1.0	ug/L	0.51
3,3'-Dichlorobenzidine	ND	5.0	ug/L	0.48
Benzo(a)anthracene	ND	0.20	ug/L	0.052
Chrysene	ND	0.20	ug/L	0.048
bis(2-Ethylhexyl) phthalate	ND	10	ug/L	0.88
Di-n-octyl phthalate	ND	1.0	ug/L	0.39
Benzo(b)fluoranthene	ND	0.20	ug/L	0.049
Benzo(k)fluoranthene	ND	0.20	ug/L	0.049
Benzo(a)pyrene	ND	0.20	ug/L	0.048
Indeno(1,2,3-cd)pyrene	ND	0.20	ug/L	0.065
Dibenz(a,h)anthracene	ND	0.20	ug/L	0.039
Benzo(ghi)perylene	ND	0.20	ug/L	0.053

(Continued on next page)

Environmental Quality Mgt., Inc.

Client Sample ID: FWGWBGmw-009C-0496-GW

GC/MS Semivolatiles

Lot-Sample #...: A7G120101-001 **Work Order #...:** J2N9X1AC **Matrix.....:** WG

SURROGATE	PERCENT RECOVERY	RECOVERY LIMITS
Nitrobenzene-d5	63	(32 - 112)
2-Fluorobiphenyl	54	(30 - 110)
Terphenyl-d14	81	(51 - 135)
Phenol-d5	56	(10 - 117)
2-Fluorophenol	35	(19 - 108)
2,4,6-Tribromophenol	75	(42 - 124)

Environmental Quality Mgt., Inc.

Client Sample ID: FWGWBGmw-009C-0496-GW

GC/MS Semivolatiles

Lot-Sample #...: A7G120101-001 **Work Order #...:** J2N9X2AC **Matrix.....:** WG
Date Sampled...: 07/11/07 09:34 **Date Received..:** 07/12/07
Prep Date.....: 07/27/07 **Analysis Date..:** 07/31/07
Prep Batch #...: 7208034
Dilution Factor: 1 **Initial Wgt/Vol:** 1030 mL **Final Wgt/Vol..:** 2 mL
Method.....: SW846 8270C

PARAMETER	RESULT	REPORTING LIMIT	UNITS	MDL
Benzoic acid	ND	10	ug/L	4.4
Benzyl alcohol	ND	5.0	ug/L	0.49
Phenol	ND	1.0	ug/L	0.96
bis(2-Chloroethyl)-ether	ND	1.0	ug/L	0.088
2-Chlorophenol	ND	1.0	ug/L	0.039
1,3-Dichlorobenzene	ND	1.0	ug/L	0.53
1,4-Dichlorobenzene	ND	1.0	ug/L	0.52
1,2-Dichlorobenzene	ND	1.0	ug/L	0.59
2-Methylphenol	ND	1.0	ug/L	0.56
2,2'-oxybis(1-Chloro-propane)	ND	1.0	ug/L	0.52
4-Methylphenol	ND	1.0	ug/L	0.64
N-Nitrosodi-n-propyl-amine	ND	1.0	ug/L	0.53
Hexachloroethane	ND	1.0	ug/L	0.58
Nitrobenzene	ND	1.0	ug/L	0.053
Isophorone	ND	1.0	ug/L	0.50
2-Nitrophenol	ND	2.0	ug/L	1.3
2,4-Dimethylphenol	ND	2.0	ug/L	0.56
bis(2-Chloroethoxy) methane	ND	1.0	ug/L	0.49
2,4-Dichlorophenol	ND	2.0	ug/L	1.1
1,2,4-Trichloro-benzene	ND	1.0	ug/L	0.59
Naphthalene	ND	0.20	ug/L	0.069
4-Chloroaniline	ND	2.0	ug/L	0.56
Hexachlorobutadiene	ND	1.0	ug/L	0.51
4-Chloro-3-methylphenol	ND	2.0	ug/L	0.41
2-Methylnaphthalene	ND	0.20	ug/L	0.061
Hexachlorocyclopenta-diene	ND	10	ug/L	0.74
2,4,6-Trichloro-phenol	ND	5.0	ug/L	1.4
2,4,5-Trichloro-phenol	ND	5.0	ug/L	0.96
2-Chloronaphthalene	ND	1.0	ug/L	0.62
2-Nitroaniline	ND	2.0	ug/L	0.43

(Continued on next page)

Environmental Quality Mgt., Inc.

Client Sample ID: FWGWBGmw-009C-0496-GW

GC/MS Semivolatiles

Lot-Sample #...: A7G120101-001 Work Order #...: J2N9X2AC Matrix.....: WG

PARAMETER	RESULT	REPORTING LIMIT	UNITS	MDL
Dimethyl phthalate	ND	1.0	ug/L	0.44
Acenaphthylene	ND	0.20	ug/L	0.054
2,6-Dinitrotoluene	ND	5.0	ug/L	0.47
3-Nitroaniline	ND	2.0	ug/L	0.67
Acenaphthene	ND	0.20	ug/L	0.054
2,4-Dinitrophenol	ND	5.0	ug/L	3.5
4-Nitrophenol	ND	5.0	ug/L	0.63
Dibenzofuran	ND	1.0	ug/L	0.54
2,4-Dinitrotoluene	ND	5.0	ug/L	0.40
Diethyl phthalate	ND	1.0	ug/L	0.63
4-Chlorophenyl phenyl ether	ND	2.0	ug/L	0.55
Fluorene	ND	0.20	ug/L	0.043
4-Nitroaniline	ND	2.0	ug/L	0.47
4,6-Dinitro-2-methylphenol	ND	5.0	ug/L	0.27
N-Nitrosodiphenylamine	ND	1.0	ug/L	0.46
4-Bromophenyl phenyl ether	ND	2.0	ug/L	0.52
Hexachlorobenzene	ND	0.20	ug/L	0.065
Pentachlorophenol	ND	5.0	ug/L	0.48
Phenanthrene	ND	0.20	ug/L	0.087
Anthracene	ND	0.20	ug/L	0.054
Carbazole	ND	1.0	ug/L	0.54
Di-n-butyl phthalate	**1.2**	**1.0**	**ug/L**	**0.61**
Fluoranthene	ND	0.20	ug/L	0.036
Pyrene	ND	0.20	ug/L	0.048
Butyl benzyl phthalate	ND	1.0	ug/L	0.51
3,3'-Dichlorobenzidine	ND	5.0	ug/L	0.48
Benzo(a)anthracene	ND	0.20	ug/L	0.052
Chrysene	ND	0.20	ug/L	0.048
bis(2-Ethylhexyl) phthalate	**2.0 J,B**	**10**	**ug/L**	**0.88**
Di-n-octyl phthalate	ND	1.0	ug/L	0.39
Benzo(b)fluoranthene	ND	0.20	ug/L	0.049
Benzo(k)fluoranthene	ND	0.20	ug/L	0.049
Benzo(a)pyrene	ND	0.20	ug/L	0.048
Indeno(1,2,3-cd)pyrene	ND	0.20	ug/L	0.065
Dibenz(a,h)anthracene	ND	0.20	ug/L	0.039
Benzo(ghi)perylene	ND	0.20	ug/L	0.053

(Continued on next page)

Environmental Quality Mgt., Inc.

Client Sample ID: FWGWBGmw-009C-0496-GW

GC/MS Semivolatiles

Lot-Sample #...: A7G120101-001 Work Order #...: J2N9X2AC Matrix.....: WG

SURROGATE	PERCENT RECOVERY	RECOVERY LIMITS
Nitrobenzene-d5	55	(32 - 112)
2-Fluorobiphenyl	55	(30 - 110)
Terphenyl-d14	102	(51 - 135)
Phenol-d5	48	(10 - 117)
2-Fluorophenol	14 *	(19 - 108)
2,4,6-Tribromophenol	84	(42 - 124)

NOTE(S):

* Surrogate recovery is outside stated control limits.

J Estimated result. Result is less than RL.

B Method blank contamination. The associated method blank contains the target analyte at a reportable level.

Environmental Quality Mgt., Inc.

Client Sample ID: FWGBKGmw-020C-0472-GW

GC/MS Semivolatiles

Lot-Sample #...: A7G120101-003 **Work Order #...:** J2N931AC **Matrix.....:** WG
Date Sampled...: 07/11/07 11:09 **Date Received..:** 07/12/07
Prep Date.....: 07/13/07 **Analysis Date..:** 07/24/07
Prep Batch #...: 7194031
Dilution Factor: 1 **Initial Wgt/Vol:** 1020 mL **Final Wgt/Vol..:** 2 mL
Method.....: SW846 8270C

PARAMETER	RESULT	REPORTING LIMIT	UNITS	MDL
Benzoic acid	ND	10	ug/L	4.4
Benzyl alcohol	ND	5.0	ug/L	0.49
Phenol	ND	1.0	ug/L	0.96
bis(2-Chloroethyl)-ether	ND	1.0	ug/L	0.088
2-Chlorophenol	ND	1.0	ug/L	0.039
1,3-Dichlorobenzene	ND	1.0	ug/L	0.53
1,4-Dichlorobenzene	ND	1.0	ug/L	0.52
1,2-Dichlorobenzene	ND	1.0	ug/L	0.59
2-Methylphenol	ND	1.0	ug/L	0.56
2,2'-oxybis(1-Chloro-propane)	ND	1.0	ug/L	0.52
4-Methylphenol	ND	1.0	ug/L	0.64
N-Nitrosodi-n-propyl-amine	ND	1.0	ug/L	0.53
Hexachloroethane	ND	1.0	ug/L	0.58
Nitrobenzene	ND	1.0	ug/L	0.053
Isophorone	ND	1.0	ug/L	0.50
2-Nitrophenol	ND	2.0	ug/L	1.3
2,4-Dimethylphenol	ND	2.0	ug/L	0.56
bis(2-Chloroethoxy) methane	ND	1.0	ug/L	0.49
2,4-Dichlorophenol	ND	2.0	ug/L	1.1
1,2,4-Trichloro-benzene	ND	1.0	ug/L	0.59
Naphthalene	ND	0.20	ug/L	0.069
4-Chloroaniline	ND	2.0	ug/L	0.56
Hexachlorobutadiene	ND	1.0	ug/L	0.51
4-Chloro-3-methylphenol	ND	2.0	ug/L	0.41
2-Methylnaphthalene	ND	0.20	ug/L	0.061
Hexachlorocyclopenta-diene	ND	10	ug/L	0.74
2,4,6-Trichloro-phenol	ND	5.0	ug/L	1.4
2,4,5-Trichloro-phenol	ND	5.0	ug/L	0.96
2-Chloronaphthalene	ND	1.0	ug/L	0.62
2-Nitroaniline	ND	2.0	ug/L	0.43

(Continued on next page)

Environmental Quality Mgt., Inc.

Client Sample ID: FWGBKGmw-020C-0472-GW

GC/MS Semivolatiles

Lot-Sample #...: A7G120101-003 Work Order #...: J2N931AC Matrix.....: WG

PARAMETER	RESULT	REPORTING LIMIT	UNITS	MDL
Dimethyl phthalate	ND	1.0	ug/L	0.44
Acenaphthylene	ND	0.20	ug/L	0.054
2,6-Dinitrotoluene	ND	5.0	ug/L	0.47
3-Nitroaniline	ND	2.0	ug/L	0.67
Acenaphthene	ND	0.20	ug/L	0.054
2,4-Dinitrophenol	ND	5.0	ug/L	3.5
4-Nitrophenol	ND	5.0	ug/L	0.63
Dibenzofuran	ND	1.0	ug/L	0.54
2,4-Dinitrotoluene	ND	5.0	ug/L	0.40
Diethyl phthalate	ND	1.0	ug/L	0.63
4-Chlorophenyl phenyl ether	ND	2.0	ug/L	0.55
Fluorene	ND	0.20	ug/L	0.043
4-Nitroaniline	ND	2.0	ug/L	0.47
4,6-Dinitro-2-methylphenol	ND	5.0	ug/L	0.27
N-Nitrosodiphenylamine	ND	1.0	ug/L	0.46
4-Bromophenyl phenyl ether	ND	2.0	ug/L	0.52
Hexachlorobenzene	ND	0.20	ug/L	0.065
Pentachlorophenol	ND	5.0	ug/L	0.48
Phenanthrene	ND	0.20	ug/L	0.087
Anthracene	ND	0.20	ug/L	0.054
Carbazole	ND	1.0	ug/L	0.54
Di-n-butyl phthalate	ND	1.0	ug/L	0.61
Fluoranthene	ND	0.20	ug/L	0.036
Pyrene	ND	0.20	ug/L	0.048
Butyl benzyl phthalate	ND	1.0	ug/L	0.51
3,3'-Dichlorobenzidine	ND	5.0	ug/L	0.48
Benzo(a)anthracene	ND	0.20	ug/L	0.052
Chrysene	ND	0.20	ug/L	0.048
bis(2-Ethylhexyl) phthalate	ND	10	ug/L	0.88
Di-n-octyl phthalate	ND	1.0	ug/L	0.39
Benzo(b)fluoranthene	ND	0.20	ug/L	0.049
Benzo(k)fluoranthene	ND	0.20	ug/L	0.049
Benzo(a)pyrene	ND	0.20	ug/L	0.048
Indeno(1,2,3-cd)pyrene	ND	0.20	ug/L	0.065
Dibenz(a,h)anthracene	ND	0.20	ug/L	0.039
Benzo(ghi)perylene	ND	0.20	ug/L	0.053

(Continued on next page)

Environmental Quality Mgt., Inc.

Client Sample ID: FWGBKGmw-020C-0472-GW

GC/MS Semivolatiles

Lot-Sample #...: A7G120101-003 Work Order #...: J2N931AC Matrix.....: WG

SURROGATE	PERCENT RECOVERY	RECOVERY LIMITS
Nitrobenzene-d5	54	(32 - 112)
2-Fluorobiphenyl	52	(30 - 110)
Terphenyl-d14	76	(51 - 135)
Phenol-d5	52	(10 - 117)
2-Fluorophenol	29	(19 - 108)
2,4,6-Tribromophenol	71	(42 - 124)

Environmental Quality Mgt., Inc.

Client Sample ID: FWGBKGmw-020C-0472-GW

GC/MS Semivolatiles

Lot-Sample #...: A7G120101-003 **Work Order #...:** J2N932AC **Matrix.....:** WG
Date Sampled...: 07/11/07 11:09 **Date Received..:** 07/12/07
Prep Date.....: 07/27/07 **Analysis Date..:** 07/31/07
Prep Batch #...: 7208034
Dilution Factor: 1 **Initial Wgt/Vol:** 1000 mL **Final Wgt/Vol..:** 2 mL
Method.....: SW846 8270C

PARAMETER	RESULT	REPORTING LIMIT	UNITS	MDL
Benzoic acid	ND	10	ug/L	4.4
Benzyl alcohol	ND	5.0	ug/L	0.49
Phenol	ND	1.0	ug/L	0.96
bis(2-Chloroethyl)-ether	ND	1.0	ug/L	0.088
2-Chlorophenol	ND	1.0	ug/L	0.039
1,3-Dichlorobenzene	ND	1.0	ug/L	0.53
1,4-Dichlorobenzene	ND	1.0	ug/L	0.52
1,2-Dichlorobenzene	ND	1.0	ug/L	0.59
2-Methylphenol	ND	1.0	ug/L	0.56
2,2'-oxybis(1-Chloro-propane)	ND	1.0	ug/L	0.52
4-Methylphenol	ND	1.0	ug/L	0.64
N-Nitrosodi-n-propyl-amine	ND	1.0	ug/L	0.53
Hexachloroethane	ND	1.0	ug/L	0.58
Nitrobenzene	ND	1.0	ug/L	0.053
Isophorone	ND	1.0	ug/L	0.50
2-Nitrophenol	ND	2.0	ug/L	1.3
2,4-Dimethylphenol	ND	2.0	ug/L	0.56
bis(2-Chloroethoxy) methane	ND	1.0	ug/L	0.49
2,4-Dichlorophenol	ND	2.0	ug/L	1.1
1,2,4-Trichloro-benzene	ND	1.0	ug/L	0.59
Naphthalene	ND	0.20	ug/L	0.069
4-Chloroaniline	ND	2.0	ug/L	0.56
Hexachlorobutadiene	ND	1.0	ug/L	0.51
4-Chloro-3-methylphenol	ND	2.0	ug/L	0.41
2-Methylnaphthalene	ND	0.20	ug/L	0.061
Hexachlorocyclopenta-diene	ND	10	ug/L	0.74
2,4,6-Trichloro-phenol	ND	5.0	ug/L	1.4
2,4,5-Trichloro-phenol	ND	5.0	ug/L	0.96
2-Chloronaphthalene	ND	1.0	ug/L	0.62
2-Nitroaniline	ND	2.0	ug/L	0.43

(Continued on next page)

Environmental Quality Mgt., Inc.

Client Sample ID: FWGBKGmw-020C-0472-GW

GC/MS Semivolatiles

Lot-Sample #...: A7G120101-003 Work Order #...: J2N932AC Matrix.....: WG

PARAMETER	RESULT	REPORTING LIMIT	UNITS	MDL
Dimethyl phthalate	ND	1.0	ug/L	0.44
Acenaphthylene	ND	0.20	ug/L	0.054
2,6-Dinitrotoluene	ND	5.0	ug/L	0.47
3-Nitroaniline	ND	2.0	ug/L	0.67
Acenaphthene	ND	0.20	ug/L	0.054
2,4-Dinitrophenol	ND	5.0	ug/L	3.5
4-Nitrophenol	ND	5.0	ug/L	0.63
Dibenzofuran	ND	1.0	ug/L	0.54
2,4-Dinitrotoluene	ND	5.0	ug/L	0.40
Diethyl phthalate	ND	1.0	ug/L	0.63
4-Chlorophenyl phenyl ether	ND	2.0	ug/L	0.55
Fluorene	ND	0.20	ug/L	0.043
4-Nitroaniline	ND	2.0	ug/L	0.47
4,6-Dinitro-2-methylphenol	ND	5.0	ug/L	0.27
N-Nitrosodiphenylamine	ND	1.0	ug/L	0.46
4-Bromophenyl phenyl ether	ND	2.0	ug/L	0.52
Hexachlorobenzene	ND	0.20	ug/L	0.065
Pentachlorophenol	ND	5.0	ug/L	0.48
Phenanthrene	ND	0.20	ug/L	0.087
Anthracene	ND	0.20	ug/L	0.054
Carbazole	ND	1.0	ug/L	0.54
Di-n-butyl phthalate	ND	1.0	ug/L	0.61
Fluoranthene	ND	0.20	ug/L	0.036
Pyrene	ND	0.20	ug/L	0.048
Butyl benzyl phthalate	ND	1.0	ug/L	0.51
3,3'-Dichlorobenzidine	ND	5.0	ug/L	0.48
Benzo(a)anthracene	ND	0.20	ug/L	0.052
Chrysene	ND	0.20	ug/L	0.048
bis(2-Ethylhexyl) phthalate	ND	10	ug/L	0.88
Di-n-octyl phthalate	ND	1.0	ug/L	0.39
Benzo(b)fluoranthene	ND	0.20	ug/L	0.049
Benzo(k)fluoranthene	ND	0.20	ug/L	0.049
Benzo(a)pyrene	ND	0.20	ug/L	0.048
Indeno(1,2,3-cd)pyrene	ND	0.20	ug/L	0.065
Dibenz(a,h)anthracene	ND	0.20	ug/L	0.039
Benzo(ghi)perylene	ND	0.20	ug/L	0.053

(Continued on next page)

Environmental Quality Mgt., Inc.

Client Sample ID: FWGBKGmw-020C-0472-GW

GC/MS Semivolatiles

Lot-Sample #...: A7G120101-003 Work Order #...: J2N932AC Matrix.....: WG

SURROGATE	PERCENT RECOVERY	RECOVERY LIMITS
Nitrobenzene-d5	47	(32 - 112)
2-Fluorobiphenyl	47	(30 - 110)
Terphenyl-d14	92	(51 - 135)
Phenol-d5	42	(10 - 117)
2-Fluorophenol	17 *	(19 - 108)
2,4,6-Tribromophenol	69	(42 - 124)

NOTE(S):

* Surrogate recovery is outside stated control limits.

Environmental Quality Mgt., Inc.

Client Sample ID: FWGBKGmw-DUP1-0497-GW

GC/MS Semivolatiles

Lot-Sample #...: A7G120101-005 Work Order #...: J2N951AC Matrix.....: WG
Date Sampled...: 07/11/07 11:09 Date Received..: 07/12/07
Prep Date.....: 07/13/07 Analysis Date..: 07/24/07
Prep Batch #...: 7194031
Dilution Factor: 1 Initial Wgt/Vol: 1040 mL Final Wgt/Vol..: 2 mL
Method.....: SW846 8270C

PARAMETER	RESULT	REPORTING LIMIT	UNITS	MDL
Benzoic acid	ND	10	ug/L	4.4
Benzyl alcohol	ND	5.0	ug/L	0.49
Phenol	ND	1.0	ug/L	0.96
bis(2-Chloroethyl)-ether	ND	1.0	ug/L	0.088
2-Chlorophenol	ND	1.0	ug/L	0.039
1,3-Dichlorobenzene	ND	1.0	ug/L	0.53
1,4-Dichlorobenzene	ND	1.0	ug/L	0.52
1,2-Dichlorobenzene	ND	1.0	ug/L	0.59
2-Methylphenol	ND	1.0	ug/L	0.56
2,2'-oxybis(1-Chloro-propane)	ND	1.0	ug/L	0.52
4-Methylphenol	ND	1.0	ug/L	0.64
N-Nitrosodi-n-propyl-amine	ND	1.0	ug/L	0.53
Hexachloroethane	ND	1.0	ug/L	0.58
Nitrobenzene	ND	1.0	ug/L	0.053
Isophorone	ND	1.0	ug/L	0.50
2-Nitrophenol	ND	2.0	ug/L	1.3
2,4-Dimethylphenol	ND	2.0	ug/L	0.56
bis(2-Chloroethoxy) methane	ND	1.0	ug/L	0.49
2,4-Dichlorophenol	ND	2.0	ug/L	1.1
1,2,4-Trichloro-benzene	ND	1.0	ug/L	0.59
Naphthalene	ND	0.20	ug/L	0.069
4-Chloroaniline	ND	2.0	ug/L	0.56
Hexachlorobutadiene	ND	1.0	ug/L	0.51
4-Chloro-3-methylphenol	ND	2.0	ug/L	0.41
2-Methylnaphthalene	ND	0.20	ug/L	0.061
Hexachlorocyclopenta-diene	ND	10	ug/L	0.74
2,4,6-Trichloro-phenol	ND	5.0	ug/L	1.4
2,4,5-Trichloro-phenol	ND	5.0	ug/L	0.96
2-Chloronaphthalene	ND	1.0	ug/L	0.62
2-Nitroaniline	ND	2.0	ug/L	0.43

(Continued on next page)

Environmental Quality Mgt., Inc.

Client Sample ID: FWGBKGmw-DUP1-0497-GW

GC/MS Semivolatiles

Lot-Sample #...: A7G120101-005 Work Order #...: J2N951AC Matrix.....: WG

PARAMETER	RESULT	REPORTING LIMIT	UNITS	MDL
Dimethyl phthalate	ND	1.0	ug/L	0.44
Acenaphthylene	ND	0.20	ug/L	0.054
2,6-Dinitrotoluene	ND	5.0	ug/L	0.47
3-Nitroaniline	ND	2.0	ug/L	0.67
Acenaphthene	ND	0.20	ug/L	0.054
2,4-Dinitrophenol	ND	5.0	ug/L	3.5
4-Nitrophenol	ND	5.0	ug/L	0.63
Dibenzofuran	ND	1.0	ug/L	0.54
2,4-Dinitrotoluene	ND	5.0	ug/L	0.40
Diethyl phthalate	ND	1.0	ug/L	0.63
4-Chlorophenyl phenyl ether	ND	2.0	ug/L	0.55
Fluorene	ND	0.20	ug/L	0.043
4-Nitroaniline	ND	2.0	ug/L	0.47
4,6-Dinitro-2-methylphenol	ND	5.0	ug/L	0.27
N-Nitrosodiphenylamine	ND	1.0	ug/L	0.46
4-Bromophenyl phenyl ether	ND	2.0	ug/L	0.52
Hexachlorobenzene	ND	0.20	ug/L	0.065
Pentachlorophenol	ND	5.0	ug/L	0.48
Phenanthrene	ND	0.20	ug/L	0.087
Anthracene	ND	0.20	ug/L	0.054
Carbazole	ND	1.0	ug/L	0.54
Di-n-butyl phthalate	ND	1.0	ug/L	0.61
Fluoranthene	ND	0.20	ug/L	0.036
Pyrene	ND	0.20	ug/L	0.048
Butyl benzyl phthalate	ND	1.0	ug/L	0.51
3,3'-Dichlorobenzidine	ND	5.0	ug/L	0.48
Benzo(a)anthracene	ND	0.20	ug/L	0.052
Chrysene	ND	0.20	ug/L	0.048
bis(2-Ethylhexyl) phthalate	ND	10	ug/L	0.88
Di-n-octyl phthalate	ND	1.0	ug/L	0.39
Benzo(b)fluoranthene	ND	0.20	ug/L	0.049
Benzo(k)fluoranthene	ND	0.20	ug/L	0.049
Benzo(a)pyrene	ND	0.20	ug/L	0.048
Indeno(1,2,3-cd)pyrene	ND	0.20	ug/L	0.065
Dibenz(a,h)anthracene	ND	0.20	ug/L	0.039
Benzo(ghi)perylene	ND	0.20	ug/L	0.053

(Continued on next page)

Environmental Quality Mgt., Inc.

Client Sample ID: FWGBKGmw-DUP1-0497-GW

GC/MS Semivolatiles

Lot-Sample #...: A7G120101-005 **Work Order #...:** J2N951AC **Matrix.....:** WG

SURROGATE	PERCENT RECOVERY	RECOVERY LIMITS
Nitrobenzene-d5	58	(32 - 112)
2-Fluorobiphenyl	53	(30 - 110)
Terphenyl-d14	86	(51 - 135)
Phenol-d5	55	(10 - 117)
2-Fluorophenol	27	(19 - 108)
2,4,6-Tribromophenol	75	(42 - 124)

Environmental Quality Mgt., Inc.

Client Sample ID: FWGBKGmw-DUP1-0497-GW

GC/MS Semivolatiles

Lot-Sample #...: A7G120101-005 **Work Order #...:** J2N952AC **Matrix.....:** WG
Date Sampled...: 07/11/07 11:09 **Date Received..:** 07/12/07
Prep Date.....: 07/27/07 **Analysis Date..:** 07/31/07
Prep Batch #...: 7208034
Dilution Factor: 1 **Initial Wgt/Vol:** 1050 mL **Final Wgt/Vol..:** 2 mL
Method.....: SW846 8270C

PARAMETER	RESULT	REPORTING LIMIT	UNITS	MDL
Benzoic acid	ND	10	ug/L	4.4
Benzyl alcohol	ND	5.0	ug/L	0.49
Phenol	ND	1.0	ug/L	0.96
bis(2-Chloroethyl)-ether	ND	1.0	ug/L	0.088
2-Chlorophenol	ND	1.0	ug/L	0.039
1,3-Dichlorobenzene	ND	1.0	ug/L	0.53
1,4-Dichlorobenzene	ND	1.0	ug/L	0.52
1,2-Dichlorobenzene	ND	1.0	ug/L	0.59
2-Methylphenol	ND	1.0	ug/L	0.56
2,2'-oxybis(1-Chloro-propane)	ND	1.0	ug/L	0.52
4-Methylphenol	ND	1.0	ug/L	0.64
N-Nitrosodi-n-propyl-amine	ND	1.0	ug/L	0.53
Hexachloroethane	ND	1.0	ug/L	0.58
Nitrobenzene	ND	1.0	ug/L	0.053
Isophorone	ND	1.0	ug/L	0.50
2-Nitrophenol	ND	2.0	ug/L	1.3
2,4-Dimethylphenol	ND	2.0	ug/L	0.56
bis(2-Chloroethoxy) methane	ND	1.0	ug/L	0.49
2,4-Dichlorophenol	ND	2.0	ug/L	1.1
1,2,4-Trichloro-benzene	ND	1.0	ug/L	0.59
Naphthalene	ND	0.20	ug/L	0.069
4-Chloroaniline	ND	2.0	ug/L	0.56
Hexachlorobutadiene	ND	1.0	ug/L	0.51
4-Chloro-3-methylphenol	ND	2.0	ug/L	0.41
2-Methylnaphthalene	ND	0.20	ug/L	0.061
Hexachlorocyclopenta-diene	ND	10	ug/L	0.74
2,4,6-Trichloro-phenol	ND	5.0	ug/L	1.4
2,4,5-Trichloro-phenol	ND	5.0	ug/L	0.96
2-Chloronaphthalene	ND	1.0	ug/L	0.62
2-Nitroaniline	ND	2.0	ug/L	0.43

(Continued on next page)

Environmental Quality Mgt., Inc.

Client Sample ID: FWGBKGmw-DUP1-0497-GW

GC/MS Semivolatiles

Lot-Sample #...: A7G120101-005 Work Order #...: J2N952AC Matrix.....: WG

PARAMETER	RESULT	REPORTING LIMIT	UNITS	MDL
Dimethyl phthalate	ND	1.0	ug/L	0.44
Acenaphthylene	ND	0.20	ug/L	0.054
2,6-Dinitrotoluene	ND	5.0	ug/L	0.47
3-Nitroaniline	ND	2.0	ug/L	0.67
Acenaphthene	ND	0.20	ug/L	0.054
2,4-Dinitrophenol	ND	5.0	ug/L	3.5
4-Nitrophenol	ND	5.0	ug/L	0.63
Dibenzofuran	ND	1.0	ug/L	0.54
2,4-Dinitrotoluene	ND	5.0	ug/L	0.40
Diethyl phthalate	ND	1.0	ug/L	0.63
4-Chlorophenyl phenyl ether	ND	2.0	ug/L	0.55
Fluorene	ND	0.20	ug/L	0.043
4-Nitroaniline	ND	2.0	ug/L	0.47
4,6-Dinitro-2-methylphenol	ND	5.0	ug/L	0.27
N-Nitrosodiphenylamine	ND	1.0	ug/L	0.46
4-Bromophenyl phenyl ether	ND	2.0	ug/L	0.52
Hexachlorobenzene	ND	0.20	ug/L	0.065
Pentachlorophenol	ND	5.0	ug/L	0.48
Phenanthrene	ND	0.20	ug/L	0.087
Anthracene	ND	0.20	ug/L	0.054
Carbazole	ND	1.0	ug/L	0.54
Di-n-butyl phthalate	ND	1.0	ug/L	0.61
Fluoranthene	ND	0.20	ug/L	0.036
Pyrene	ND	0.20	ug/L	0.048
Butyl benzyl phthalate	ND	1.0	ug/L	0.51
3,3'-Dichlorobenzidine	ND	5.0	ug/L	0.48
Benzo(a)anthracene	ND	0.20	ug/L	0.052
Chrysene	ND	0.20	ug/L	0.048
bis(2-Ethylhexyl) phthalate	**2.7 J,B**	**10**	**ug/L**	**0.88**
Di-n-octyl phthalate	ND	1.0	ug/L	0.39
Benzo(b)fluoranthene	ND	0.20	ug/L	0.049
Benzo(k)fluoranthene	ND	0.20	ug/L	0.049
Benzo(a)pyrene	ND	0.20	ug/L	0.048
Indeno(1,2,3-cd)pyrene	ND	0.20	ug/L	0.065
Dibenz(a,h)anthracene	ND	0.20	ug/L	0.039
Benzo(ghi)perylene	ND	0.20	ug/L	0.053

(Continued on next page)

Environmental Quality Mgt., Inc.

Client Sample ID: FWGBKGmw-DUP1-0497-GW

GC/MS Semivolatiles

Lot-Sample #...: A7G120101-005 **Work Order #...:** J2N952AC **Matrix.....:** WG

SURROGATE	PERCENT RECOVERY	RECOVERY LIMITS
Nitrobenzene-d5	55	(32 - 112)
2-Fluorobiphenyl	54	(30 - 110)
Terphenyl-d14	87	(51 - 135)
Phenol-d5	48	(10 - 117)
2-Fluorophenol	18 *	(19 - 108)
2,4,6-Tribromophenol	71	(42 - 124)

NOTE(S):

* Surrogate recovery is outside stated control limits.

J Estimated result. Result is less than RL.

B Method blank contamination. The associated method blank contains the target analyte at a reportable level.

Environmental Quality Mgt., Inc.

Client Sample ID: FWGLL11mw-007C-0479-GW

GC/MS Semivolatiles

Lot-Sample #...: A7G120101-007 **Work Order #...:** J2N971AC **Matrix.....:** WG
Date Sampled...: 07/11/07 14:30 **Date Received..:** 07/12/07
Prep Date.....: 07/13/07 **Analysis Date..:** 07/24/07
Prep Batch #...: 7194031
Dilution Factor: 1 **Initial Wgt/Vol:** 1050 mL **Final Wgt/Vol..:** 2 mL
Method.....: SW846 8270C

PARAMETER	RESULT	REPORTING LIMIT	UNITS	MDL
Benzoic acid	ND	10	ug/L	4.4
Benzyl alcohol	ND	5.0	ug/L	0.49
Phenol	ND	1.0	ug/L	0.96
bis(2-Chloroethyl)-ether	ND	1.0	ug/L	0.088
2-Chlorophenol	ND	1.0	ug/L	0.039
1,3-Dichlorobenzene	ND	1.0	ug/L	0.53
1,4-Dichlorobenzene	ND	1.0	ug/L	0.52
1,2-Dichlorobenzene	ND	1.0	ug/L	0.59
2-Methylphenol	ND	1.0	ug/L	0.56
2,2'-oxybis(1-Chloro-propane)	ND	1.0	ug/L	0.52
4-Methylphenol	ND	1.0	ug/L	0.64
N-Nitrosodi-n-propyl-amine	ND	1.0	ug/L	0.53
Hexachloroethane	ND	1.0	ug/L	0.58
Nitrobenzene	ND	1.0	ug/L	0.053
Isophorone	ND	1.0	ug/L	0.50
2-Nitrophenol	ND	2.0	ug/L	1.3
2,4-Dimethylphenol	ND	2.0	ug/L	0.56
bis(2-Chloroethoxy) methane	ND	1.0	ug/L	0.49
2,4-Dichlorophenol	ND	2.0	ug/L	1.1
1,2,4-Trichloro-benzene	ND	1.0	ug/L	0.59
Naphthalene	ND	0.20	ug/L	0.069
4-Chloroaniline	ND	2.0	ug/L	0.56
Hexachlorobutadiene	ND	1.0	ug/L	0.51
4-Chloro-3-methylphenol	ND	2.0	ug/L	0.41
2-Methylnaphthalene	ND	0.20	ug/L	0.061
Hexachlorocyclopenta-diene	ND	10	ug/L	0.74
2,4,6-Trichloro-phenol	ND	5.0	ug/L	1.4
2,4,5-Trichloro-phenol	ND	5.0	ug/L	0.96
2-Chloronaphthalene	ND	1.0	ug/L	0.62
2-Nitroaniline	ND	2.0	ug/L	0.43

(Continued on next page)

Environmental Quality Mgt., Inc.

Client Sample ID: FWGLL11mw-007C-0479-GW

GC/MS Semivolatiles

Lot-Sample #...: A7G120101-007 Work Order #...: J2N971AC Matrix.....: WG

PARAMETER	RESULT	REPORTING LIMIT	UNITS	MDL
Dimethyl phthalate	ND	1.0	ug/L	0.44
Acenaphthylene	ND	0.20	ug/L	0.054
2,6-Dinitrotoluene	ND	5.0	ug/L	0.47
3-Nitroaniline	ND	2.0	ug/L	0.67
Acenaphthene	ND	0.20	ug/L	0.054
2,4-Dinitrophenol	ND	5.0	ug/L	3.5
4-Nitrophenol	ND	5.0	ug/L	0.63
Dibenzofuran	ND	1.0	ug/L	0.54
2,4-Dinitrotoluene	ND	5.0	ug/L	0.40
Diethyl phthalate	ND	1.0	ug/L	0.63
4-Chlorophenyl phenyl ether	ND	2.0	ug/L	0.55
Fluorene	ND	0.20	ug/L	0.043
4-Nitroaniline	ND	2.0	ug/L	0.47
4,6-Dinitro-2-methylphenol	ND	5.0	ug/L	0.27
N-Nitrosodiphenylamine	ND	1.0	ug/L	0.46
4-Bromophenyl phenyl ether	ND	2.0	ug/L	0.52
Hexachlorobenzene	ND	0.20	ug/L	0.065
Pentachlorophenol	ND	5.0	ug/L	0.48
Phenanthrene	ND	0.20	ug/L	0.087
Anthracene	ND	0.20	ug/L	0.054
Carbazole	ND	1.0	ug/L	0.54
Di-n-butyl phthalate	ND	1.0	ug/L	0.61
Fluoranthene	ND	0.20	ug/L	0.036
Pyrene	ND	0.20	ug/L	0.048
Butyl benzyl phthalate	ND	1.0	ug/L	0.51
3,3'-Dichlorobenzidine	ND	5.0	ug/L	0.48
Benzo(a)anthracene	ND	0.20	ug/L	0.052
Chrysene	ND	0.20	ug/L	0.048
bis(2-Ethylhexyl) phthalate	ND	10	ug/L	0.88
Di-n-octyl phthalate	ND	1.0	ug/L	0.39
Benzo(b)fluoranthene	ND	0.20	ug/L	0.049
Benzo(k)fluoranthene	ND	0.20	ug/L	0.049
Benzo(a)pyrene	ND	0.20	ug/L	0.048
Indeno(1,2,3-cd)pyrene	ND	0.20	ug/L	0.065
Dibenz(a,h)anthracene	ND	0.20	ug/L	0.039
Benzo(ghi)perylene	ND	0.20	ug/L	0.053

(Continued on next page)

Environmental Quality Mgt., Inc.

Client Sample ID: FWGLL11mw-007C-0479-GW

GC/MS Semivolatiles

Lot-Sample #...: A7G120101-007 Work Order #...: J2N971AC Matrix.....: WG

SURROGATE	PERCENT RECOVERY	RECOVERY LIMITS
Nitrobenzene-d5	66	(32 - 112)
2-Fluorobiphenyl	64	(30 - 110)
Terphenyl-d14	88	(51 - 135)
Phenol-d5	56	(10 - 117)
2-Fluorophenol	25	(19 - 108)
2,4,6-Tribromophenol	75	(42 - 124)

Environmental Quality Mgt., Inc.

Client Sample ID: FWGLL11mw-007C-0479-GW

GC/MS Semivolatiles

Lot-Sample #...: A7G120101-007 **Work Order #...:** J2N972AC **Matrix.....:** WG
Date Sampled...: 07/11/07 14:30 **Date Received..:** 07/12/07
Prep Date.....: 07/27/07 **Analysis Date..:** 07/31/07
Prep Batch #...: 7208034
Dilution Factor: 1 **Initial Wgt/Vol:** 1040 mL **Final Wgt/Vol..:** 2 mL
Method.....: SW846 8270C

PARAMETER	RESULT	REPORTING LIMIT	UNITS	MDL
Benzoic acid	ND	10	ug/L	4.4
Benzyl alcohol	ND	5.0	ug/L	0.49
Phenol	ND	1.0	ug/L	0.96
bis(2-Chloroethyl)-ether	ND	1.0	ug/L	0.088
2-Chlorophenol	ND	1.0	ug/L	0.039
1,3-Dichlorobenzene	ND	1.0	ug/L	0.53
1,4-Dichlorobenzene	ND	1.0	ug/L	0.52
1,2-Dichlorobenzene	ND	1.0	ug/L	0.59
2-Methylphenol	ND	1.0	ug/L	0.56
2,2'-oxybis(1-Chloro-propane)	ND	1.0	ug/L	0.52
4-Methylphenol	ND	1.0	ug/L	0.64
N-Nitrosodi-n-propyl-amine	ND	1.0	ug/L	0.53
Hexachloroethane	ND	1.0	ug/L	0.58
Nitrobenzene	ND	1.0	ug/L	0.053
Isophorone	ND	1.0	ug/L	0.50
2-Nitrophenol	ND	2.0	ug/L	1.3
2,4-Dimethylphenol	ND	2.0	ug/L	0.56
bis(2-Chloroethoxy) methane	ND	1.0	ug/L	0.49
2,4-Dichlorophenol	ND	2.0	ug/L	1.1
1,2,4-Trichloro-benzene	ND	1.0	ug/L	0.59
Naphthalene	ND	0.20	ug/L	0.069
4-Chloroaniline	ND	2.0	ug/L	0.56
Hexachlorobutadiene	ND	1.0	ug/L	0.51
4-Chloro-3-methylphenol	ND	2.0	ug/L	0.41
2-Methylnaphthalene	ND	0.20	ug/L	0.061
Hexachlorocyclopenta-diene	ND	10	ug/L	0.74
2,4,6-Trichloro-phenol	ND	5.0	ug/L	1.4
2,4,5-Trichloro-phenol	ND	5.0	ug/L	0.96
2-Chloronaphthalene	ND	1.0	ug/L	0.62
2-Nitroaniline	ND	2.0	ug/L	0.43

(Continued on next page)

Environmental Quality Mgt., Inc.

Client Sample ID: FWGLL11mw-007C-0479-GW

GC/MS Semivolatiles

Lot-Sample #...: A7G120101-007 Work Order #...: J2N972AC Matrix.....: WG

PARAMETER	RESULT	REPORTING LIMIT	UNITS	MDL
Dimethyl phthalate	ND	1.0	ug/L	0.44
Acenaphthylene	ND	0.20	ug/L	0.054
2,6-Dinitrotoluene	ND	5.0	ug/L	0.47
3-Nitroaniline	ND	2.0	ug/L	0.67
Acenaphthene	ND	0.20	ug/L	0.054
2,4-Dinitrophenol	ND	5.0	ug/L	3.5
4-Nitrophenol	ND	5.0	ug/L	0.63
Dibenzofuran	ND	1.0	ug/L	0.54
2,4-Dinitrotoluene	ND	5.0	ug/L	0.40
Diethyl phthalate	ND	1.0	ug/L	0.63
4-Chlorophenyl phenyl ether	ND	2.0	ug/L	0.55
Fluorene	ND	0.20	ug/L	0.043
4-Nitroaniline	ND	2.0	ug/L	0.47
4,6-Dinitro-2-methylphenol	ND	5.0	ug/L	0.27
N-Nitrosodiphenylamine	ND	1.0	ug/L	0.46
4-Bromophenyl phenyl ether	ND	2.0	ug/L	0.52
Hexachlorobenzene	ND	0.20	ug/L	0.065
Pentachlorophenol	ND	5.0	ug/L	0.48
Phenanthrene	ND	0.20	ug/L	0.087
Anthracene	ND	0.20	ug/L	0.054
Carbazole	ND	1.0	ug/L	0.54
Di-n-butyl phthalate	ND	1.0	ug/L	0.61
Fluoranthene	ND	0.20	ug/L	0.036
Pyrene	ND	0.20	ug/L	0.048
Butyl benzyl phthalate	ND	1.0	ug/L	0.51
3,3'-Dichlorobenzidine	ND	5.0	ug/L	0.48
Benzo(a)anthracene	ND	0.20	ug/L	0.052
Chrysene	ND	0.20	ug/L	0.048
bis(2-Ethylhexyl) phthalate	**2.3 J,B**	**10**	**ug/L**	**0.88**
Di-n-octyl phthalate	ND	1.0	ug/L	0.39
Benzo(b)fluoranthene	ND	0.20	ug/L	0.049
Benzo(k)fluoranthene	ND	0.20	ug/L	0.049
Benzo(a)pyrene	ND	0.20	ug/L	0.048
Indeno(1,2,3-cd)pyrene	ND	0.20	ug/L	0.065
Dibenz(a,h)anthracene	ND	0.20	ug/L	0.039
Benzo(ghi)perylene	ND	0.20	ug/L	0.053

(Continued on next page)

Environmental Quality Mgt., Inc.

Client Sample ID: FWGLL11mw-007C-0479-GW

GC/MS Semivolatiles

Lot-Sample #...: A7G120101-007 **Work Order #...:** J2N972AC **Matrix.....:** WG

SURROGATE	PERCENT RECOVERY	RECOVERY LIMITS
Nitrobenzene-d5	56	(32 - 112)
2-Fluorobiphenyl	54	(30 - 110)
Terphenyl-d14	95	(51 - 135)
Phenol-d5	54	(10 - 117)
2-Fluorophenol	32	(19 - 108)
2,4,6-Tribromophenol	70	(42 - 124)

NOTE(S):

J Estimated result. Result is less than RL.

B Method blank contamination. The associated method blank contains the target analyte at a reportable level.

Environmental Quality Mgt., Inc.

Client Sample ID: FWGLL11mw-DUP4-0500-GW

GC/MS Semivolatiles

Lot-Sample #...: A7G120101-009 **Work Order #...:** J2N991AC **Matrix.....:** WG
Date Sampled...: 07/11/07 14:30 **Date Received..:** 07/12/07
Prep Date.....: 07/13/07 **Analysis Date..:** 07/24/07
Prep Batch #...: 7194031
Dilution Factor: 1 **Initial Wgt/Vol:** 1050 mL **Final Wgt/Vol..:** 2 mL
Method.....: SW846 8270C

PARAMETER	RESULT	REPORTING LIMIT	UNITS	MDL
Benzoic acid	ND	10	ug/L	4.4
Benzyl alcohol	ND	5.0	ug/L	0.49
Phenol	ND	1.0	ug/L	0.96
bis(2-Chloroethyl)-ether	ND	1.0	ug/L	0.088
2-Chlorophenol	ND	1.0	ug/L	0.039
1,3-Dichlorobenzene	ND	1.0	ug/L	0.53
1,4-Dichlorobenzene	ND	1.0	ug/L	0.52
1,2-Dichlorobenzene	ND	1.0	ug/L	0.59
2-Methylphenol	ND	1.0	ug/L	0.56
2,2'-oxybis(1-Chloro-propane)	ND	1.0	ug/L	0.52
4-Methylphenol	ND	1.0	ug/L	0.64
N-Nitrosodi-n-propyl-amine	ND	1.0	ug/L	0.53
Hexachloroethane	ND	1.0	ug/L	0.58
Nitrobenzene	ND	1.0	ug/L	0.053
Isophorone	ND	1.0	ug/L	0.50
2-Nitrophenol	ND	2.0	ug/L	1.3
2,4-Dimethylphenol	ND	2.0	ug/L	0.56
bis(2-Chloroethoxy) methane	ND	1.0	ug/L	0.49
2,4-Dichlorophenol	ND	2.0	ug/L	1.1
1,2,4-Trichloro-benzene	ND	1.0	ug/L	0.59
Naphthalene	ND	0.20	ug/L	0.069
4-Chloroaniline	ND	2.0	ug/L	0.56
Hexachlorobutadiene	ND	1.0	ug/L	0.51
4-Chloro-3-methylphenol	ND	2.0	ug/L	0.41
2-Methylnaphthalene	ND	0.20	ug/L	0.061
Hexachlorocyclopenta-diene	ND	10	ug/L	0.74
2,4,6-Trichloro-phenol	ND	5.0	ug/L	1.4
2,4,5-Trichloro-phenol	ND	5.0	ug/L	0.96
2-Chloronaphthalene	ND	1.0	ug/L	0.62
2-Nitroaniline	ND	2.0	ug/L	0.43

(Continued on next page)

Environmental Quality Mgt., Inc.

Client Sample ID: FWGLL11mw-DUP4-0500-GW

GC/MS Semivolatiles

Lot-Sample #...: A7G120101-009 Work Order #...: J2N991AC Matrix.....: WG

PARAMETER	RESULT	REPORTING LIMIT	UNITS	MDL
Dimethyl phthalate	ND	1.0	ug/L	0.44
Acenaphthylene	ND	0.20	ug/L	0.054
2,6-Dinitrotoluene	ND	5.0	ug/L	0.47
3-Nitroaniline	ND	2.0	ug/L	0.67
Acenaphthene	ND	0.20	ug/L	0.054
2,4-Dinitrophenol	ND	5.0	ug/L	3.5
4-Nitrophenol	ND	5.0	ug/L	0.63
Dibenzofuran	ND	1.0	ug/L	0.54
2,4-Dinitrotoluene	ND	5.0	ug/L	0.40
Diethyl phthalate	ND	1.0	ug/L	0.63
4-Chlorophenyl phenyl ether	ND	2.0	ug/L	0.55
Fluorene	ND	0.20	ug/L	0.043
4-Nitroaniline	ND	2.0	ug/L	0.47
4,6-Dinitro-2-methylphenol	ND	5.0	ug/L	0.27
N-Nitrosodiphenylamine	ND	1.0	ug/L	0.46
4-Bromophenyl phenyl ether	ND	2.0	ug/L	0.52
Hexachlorobenzene	ND	0.20	ug/L	0.065
Pentachlorophenol	ND	5.0	ug/L	0.48
Phenanthrene	ND	0.20	ug/L	0.087
Anthracene	ND	0.20	ug/L	0.054
Carbazole	ND	1.0	ug/L	0.54
Di-n-butyl phthalate	ND	1.0	ug/L	0.61
Fluoranthene	ND	0.20	ug/L	0.036
Pyrene	ND	0.20	ug/L	0.048
Butyl benzyl phthalate	ND	1.0	ug/L	0.51
3,3'-Dichlorobenzidine	ND	5.0	ug/L	0.48
Benzo(a)anthracene	ND	0.20	ug/L	0.052
Chrysene	ND	0.20	ug/L	0.048
bis(2-Ethylhexyl) phthalate	ND	10	ug/L	0.88
Di-n-octyl phthalate	ND	1.0	ug/L	0.39
Benzo(b)fluoranthene	ND	0.20	ug/L	0.049
Benzo(k)fluoranthene	ND	0.20	ug/L	0.049
Benzo(a)pyrene	ND	0.20	ug/L	0.048
Indeno(1,2,3-cd)pyrene	ND	0.20	ug/L	0.065
Dibenz(a,h)anthracene	ND	0.20	ug/L	0.039
Benzo(ghi)perylene	ND	0.20	ug/L	0.053

(Continued on next page)

Environmental Quality Mgt., Inc.

Client Sample ID: FWGLL11mw-DUP4-0500-GW

GC/MS Semivolatiles

Lot-Sample #...: A7G120101-009 Work Order #...: J2N991AC Matrix.....: WG

SURROGATE	PERCENT RECOVERY	RECOVERY LIMITS
Nitrobenzene-d5	50	(32 - 112)
2-Fluorobiphenyl	45	(30 - 110)
Terphenyl-d14	65	(51 - 135)
Phenol-d5	47	(10 - 117)
2-Fluorophenol	30	(19 - 108)
2,4,6-Tribromophenol	55	(42 - 124)

Environmental Quality Mgt., Inc.

Client Sample ID: FWGLL11mw-DUP4-0500-GW

GC/MS Semivolatiles

Lot-Sample #...: A7G120101-009 **Work Order #...:** J2N992AC **Matrix.....:** WG
Date Sampled...: 07/11/07 14:30 **Date Received..:** 07/12/07
Prep Date.....: 07/27/07 **Analysis Date..:** 07/31/07
Prep Batch #...: 7208034
Dilution Factor: 1 **Initial Wgt/Vol:** 1040 mL **Final Wgt/Vol..:** 2 mL
Method.....: SW846 8270C

PARAMETER	RESULT	REPORTING LIMIT	UNITS	MDL
Benzoic acid	ND	10	ug/L	4.4
Benzyl alcohol	ND	5.0	ug/L	0.49
Phenol	ND	1.0	ug/L	0.96
bis(2-Chloroethyl)-ether	ND	1.0	ug/L	0.088
2-Chlorophenol	ND	1.0	ug/L	0.039
1,3-Dichlorobenzene	ND	1.0	ug/L	0.53
1,4-Dichlorobenzene	ND	1.0	ug/L	0.52
1,2-Dichlorobenzene	ND	1.0	ug/L	0.59
2-Methylphenol	ND	1.0	ug/L	0.56
2,2'-oxybis(1-Chloro-propane)	ND	1.0	ug/L	0.52
4-Methylphenol	ND	1.0	ug/L	0.64
N-Nitrosodi-n-propyl-amine	ND	1.0	ug/L	0.53
Hexachloroethane	ND	1.0	ug/L	0.58
Nitrobenzene	ND	1.0	ug/L	0.053
Isophorone	ND	1.0	ug/L	0.50
2-Nitrophenol	ND	2.0	ug/L	1.3
2,4-Dimethylphenol	ND	2.0	ug/L	0.56
bis(2-Chloroethoxy) methane	ND	1.0	ug/L	0.49
2,4-Dichlorophenol	ND	2.0	ug/L	1.1
1,2,4-Trichloro-benzene	ND	1.0	ug/L	0.59
Naphthalene	ND	0.20	ug/L	0.069
4-Chloroaniline	ND	2.0	ug/L	0.56
Hexachlorobutadiene	ND	1.0	ug/L	0.51
4-Chloro-3-methylphenol	ND	2.0	ug/L	0.41
2-Methylnaphthalene	ND	0.20	ug/L	0.061
Hexachlorocyclopenta-diene	ND	10	ug/L	0.74
2,4,6-Trichloro-phenol	ND	5.0	ug/L	1.4
2,4,5-Trichloro-phenol	ND	5.0	ug/L	0.96
2-Chloronaphthalene	ND	1.0	ug/L	0.62
2-Nitroaniline	ND	2.0	ug/L	0.43

(Continued on next page)

Environmental Quality Mgt., Inc.

Client Sample ID: FWGLL11mw-DUP4-0500-GW

GC/MS Semivolatiles

Lot-Sample #...: A7G120101-009 Work Order #...: J2N992AC Matrix.....: WG

PARAMETER	RESULT	REPORTING LIMIT	UNITS	MDL
Dimethyl phthalate	ND	1.0	ug/L	0.44
Acenaphthylene	ND	0.20	ug/L	0.054
2,6-Dinitrotoluene	ND	5.0	ug/L	0.47
3-Nitroaniline	ND	2.0	ug/L	0.67
Acenaphthene	ND	0.20	ug/L	0.054
2,4-Dinitrophenol	ND	5.0	ug/L	3.5
4-Nitrophenol	ND	5.0	ug/L	0.63
Dibenzofuran	ND	1.0	ug/L	0.54
2,4-Dinitrotoluene	ND	5.0	ug/L	0.40
Diethyl phthalate	ND	1.0	ug/L	0.63
4-Chlorophenyl phenyl ether	ND	2.0	ug/L	0.55
Fluorene	ND	0.20	ug/L	0.043
4-Nitroaniline	ND	2.0	ug/L	0.47
4,6-Dinitro-2-methylphenol	ND	5.0	ug/L	0.27
N-Nitrosodiphenylamine	ND	1.0	ug/L	0.46
4-Bromophenyl phenyl ether	ND	2.0	ug/L	0.52
Hexachlorobenzene	ND	0.20	ug/L	0.065
Pentachlorophenol	ND	5.0	ug/L	0.48
Phenanthrene	ND	0.20	ug/L	0.087
Anthracene	ND	0.20	ug/L	0.054
Carbazole	ND	1.0	ug/L	0.54
Di-n-butyl phthalate	ND	1.0	ug/L	0.61
Fluoranthene	ND	0.20	ug/L	0.036
Pyrene	ND	0.20	ug/L	0.048
Butyl benzyl phthalate	ND	1.0	ug/L	0.51
3,3'-Dichlorobenzidine	ND	5.0	ug/L	0.48
Benzo(a)anthracene	ND	0.20	ug/L	0.052
Chrysene	ND	0.20	ug/L	0.048
bis(2-Ethylhexyl) phthalate	**3.0 J,B**	**10**	**ug/L**	**0.88**
Di-n-octyl phthalate	ND	1.0	ug/L	0.39
Benzo(b)fluoranthene	ND	0.20	ug/L	0.049
Benzo(k)fluoranthene	ND	0.20	ug/L	0.049
Benzo(a)pyrene	ND	0.20	ug/L	0.048
Indeno(1,2,3-cd)pyrene	ND	0.20	ug/L	0.065
Dibenz(a,h)anthracene	ND	0.20	ug/L	0.039
Benzo(ghi)perylene	ND	0.20	ug/L	0.053

(Continued on next page)

Environmental Quality Mgt., Inc.

Client Sample ID: FWGLL11mw-DUP4-0500-GW

GC/MS Semivolatiles

Lot-Sample #...: A7G120101-009 Work Order #...: J2N992AC Matrix.....: WG

SURROGATE	PERCENT RECOVERY	RECOVERY LIMITS
Nitrobenzene-d5	59	(32 - 112)
2-Fluorobiphenyl	56	(30 - 110)
Terphenyl-d14	86	(51 - 135)
Phenol-d5	52	(10 - 117)
2-Fluorophenol	19	(19 - 108)
2,4,6-Tribromophenol	66	(42 - 124)

NOTE(S):

J Estimated result. Result is less than RL.

B Method blank contamination. The associated method blank contains the target analyte at a reportable level.

Environmental Quality Mgt., Inc.

Client Sample ID: FWGWBGmw-006C-0494-GW

GC/MS Semivolatiles

Lot-Sample #...: A7G120101-012 **Work Order #...:** J2PAM1AC **Matrix.....:** WG
Date Sampled...: 07/11/07 09:15 **Date Received..:** 07/12/07
Prep Date.....: 07/13/07 **Analysis Date..:** 07/24/07
Prep Batch #...: 7194031
Dilution Factor: 1 **Initial Wgt/Vol:** 1010 mL **Final Wgt/Vol..:** 2 mL
Method.....: SW846 8270C

PARAMETER	RESULT	REPORTING LIMIT	UNITS	MDL
Benzoic acid	ND	10	ug/L	4.4
Benzyl alcohol	ND	5.0	ug/L	0.49
Phenol	ND	1.0	ug/L	0.96
bis(2-Chloroethyl)-ether	ND	1.0	ug/L	0.088
2-Chlorophenol	ND	1.0	ug/L	0.039
1,3-Dichlorobenzene	ND	1.0	ug/L	0.53
1,4-Dichlorobenzene	ND	1.0	ug/L	0.52
1,2-Dichlorobenzene	ND	1.0	ug/L	0.59
2-Methylphenol	ND	1.0	ug/L	0.56
2,2'-oxybis(1-Chloro-propane)	ND	1.0	ug/L	0.52
4-Methylphenol	ND	1.0	ug/L	0.64
N-Nitrosodi-n-propyl-amine	ND	1.0	ug/L	0.53
Hexachloroethane	ND	1.0	ug/L	0.58
Nitrobenzene	ND	1.0	ug/L	0.053
Isophorone	ND	1.0	ug/L	0.50
2-Nitrophenol	ND	2.0	ug/L	1.3
2,4-Dimethylphenol	ND	2.0	ug/L	0.56
bis(2-Chloroethoxy) methane	ND	1.0	ug/L	0.49
2,4-Dichlorophenol	ND	2.0	ug/L	1.1
1,2,4-Trichloro-benzene	ND	1.0	ug/L	0.59
Naphthalene	ND	0.20	ug/L	0.069
4-Chloroaniline	ND	2.0	ug/L	0.56
Hexachlorobutadiene	ND	1.0	ug/L	0.51
4-Chloro-3-methylphenol	ND	2.0	ug/L	0.41
2-Methylnaphthalene	ND	0.20	ug/L	0.061
Hexachlorocyclopenta-diene	ND	10	ug/L	0.74
2,4,6-Trichloro-phenol	ND	5.0	ug/L	1.4
2,4,5-Trichloro-phenol	ND	5.0	ug/L	0.96
2-Chloronaphthalene	ND	1.0	ug/L	0.62
2-Nitroaniline	ND	2.0	ug/L	0.43

(Continued on next page)

Environmental Quality Mgt., Inc.

Client Sample ID: FWGWBGmw-006C-0494-GW

GC/MS Semivolatiles

Lot-Sample #...: A7G120101-012 Work Order #...: J2PAM1AC Matrix.....: WG

PARAMETER	RESULT	REPORTING LIMIT	UNITS	MDL
Dimethyl phthalate	ND	1.0	ug/L	0.44
Acenaphthylene	ND	0.20	ug/L	0.054
2,6-Dinitrotoluene	ND	5.0	ug/L	0.47
3-Nitroaniline	ND	2.0	ug/L	0.67
Acenaphthene	ND	0.20	ug/L	0.054
2,4-Dinitrophenol	ND	5.0	ug/L	3.5
4-Nitrophenol	ND	5.0	ug/L	0.63
Dibenzofuran	ND	1.0	ug/L	0.54
2,4-Dinitrotoluene	ND	5.0	ug/L	0.40
Diethyl phthalate	ND	1.0	ug/L	0.63
4-Chlorophenyl phenyl ether	ND	2.0	ug/L	0.55
Fluorene	ND	0.20	ug/L	0.043
4-Nitroaniline	ND	2.0	ug/L	0.47
4,6-Dinitro-2-methylphenol	ND	5.0	ug/L	0.27
N-Nitrosodiphenylamine	ND	1.0	ug/L	0.46
4-Bromophenyl phenyl ether	ND	2.0	ug/L	0.52
Hexachlorobenzene	ND	0.20	ug/L	0.065
Pentachlorophenol	ND	5.0	ug/L	0.48
Phenanthrene	ND	0.20	ug/L	0.087
Anthracene	ND	0.20	ug/L	0.054
Carbazole	ND	1.0	ug/L	0.54
Di-n-butyl phthalate	ND	1.0	ug/L	0.61
Fluoranthene	ND	0.20	ug/L	0.036
Pyrene	ND	0.20	ug/L	0.048
Butyl benzyl phthalate	ND	1.0	ug/L	0.51
3,3'-Dichlorobenzidine	ND	5.0	ug/L	0.48
Benzo(a)anthracene	ND	0.20	ug/L	0.052
Chrysene	ND	0.20	ug/L	0.048
bis(2-Ethylhexyl) phthalate	**1.1 J,B**	**10**	**ug/L**	**0.88**
Di-n-octyl phthalate	ND	1.0	ug/L	0.39
Benzo(b)fluoranthene	ND	0.20	ug/L	0.049
Benzo(k)fluoranthene	ND	0.20	ug/L	0.049
Benzo(a)pyrene	ND	0.20	ug/L	0.048
Indeno(1,2,3-cd)pyrene	ND	0.20	ug/L	0.065
Dibenz(a,h)anthracene	ND	0.20	ug/L	0.039
Benzo(ghi)perylene	ND	0.20	ug/L	0.053

(Continued on next page)

Environmental Quality Mgt., Inc.

Client Sample ID: FWGWBGmw-006C-0494-GW

GC/MS Semivolatiles

Lot-Sample #...: A7G120101-012 **Work Order #...:** J2PAM1AC **Matrix.....:** WG

SURROGATE	PERCENT RECOVERY	RECOVERY LIMITS
Nitrobenzene-d5	70	(32 - 112)
2-Fluorobiphenyl	66	(30 - 110)
Terphenyl-d14	97	(51 - 135)
Phenol-d5	62	(10 - 117)
2-Fluorophenol	30	(19 - 108)
2,4,6-Tribromophenol	79	(42 - 124)

NOTE(S):

J Estimated result. Result is less than RL.

B Method blank contamination. The associated method blank contains the target analyte at a reportable level.

Environmental Quality Mgt., Inc.

Client Sample ID: FWGWBGmw-006C-0494-GW

GC/MS Semivolatiles

Lot-Sample #...: A7G120101-012 **Work Order #...:** J2PAM2AC **Matrix.....:** WG
Date Sampled...: 07/11/07 09:15 **Date Received..:** 07/12/07
Prep Date.....: 07/27/07 **Analysis Date..:** 07/31/07
Prep Batch #...: 7208034
Dilution Factor: 1 **Initial Wgt/Vol:** 1050 mL **Final Wgt/Vol..:** 2 mL
Method.....: SW846 8270C

PARAMETER	RESULT	REPORTING LIMIT	UNITS	MDL
Benzoic acid	ND	10	ug/L	4.4
Benzyl alcohol	ND	5.0	ug/L	0.49
Phenol	ND	1.0	ug/L	0.96
bis(2-Chloroethyl)-ether	ND	1.0	ug/L	0.088
2-Chlorophenol	ND	1.0	ug/L	0.039
1,3-Dichlorobenzene	ND	1.0	ug/L	0.53
1,4-Dichlorobenzene	ND	1.0	ug/L	0.52
1,2-Dichlorobenzene	ND	1.0	ug/L	0.59
2-Methylphenol	ND	1.0	ug/L	0.56
2,2'-oxybis(1-Chloro-propane)	ND	1.0	ug/L	0.52
4-Methylphenol	ND	1.0	ug/L	0.64
N-Nitrosodi-n-propyl-amine	ND	1.0	ug/L	0.53
Hexachloroethane	ND	1.0	ug/L	0.58
Nitrobenzene	ND	1.0	ug/L	0.053
Isophorone	ND	1.0	ug/L	0.50
2-Nitrophenol	ND	2.0	ug/L	1.3
2,4-Dimethylphenol	ND	2.0	ug/L	0.56
bis(2-Chloroethoxy) methane	ND	1.0	ug/L	0.49
2,4-Dichlorophenol	ND	2.0	ug/L	1.1
1,2,4-Trichloro-benzene	ND	1.0	ug/L	0.59
Naphthalene	ND	0.20	ug/L	0.069
4-Chloroaniline	ND	2.0	ug/L	0.56
Hexachlorobutadiene	ND	1.0	ug/L	0.51
4-Chloro-3-methylphenol	ND	2.0	ug/L	0.41
2-Methylnaphthalene	ND	0.20	ug/L	0.061
Hexachlorocyclopenta-diene	ND	10	ug/L	0.74
2,4,6-Trichloro-phenol	ND	5.0	ug/L	1.4
2,4,5-Trichloro-phenol	ND	5.0	ug/L	0.96
2-Chloronaphthalene	ND	1.0	ug/L	0.62
2-Nitroaniline	ND	2.0	ug/L	0.43

(Continued on next page)

Environmental Quality Mgt., Inc.

Client Sample ID: FWGWBGmw-006C-0494-GW

GC/MS Semivolatiles

Lot-Sample #...: A7G120101-012 Work Order #...: J2PAM2AC Matrix.....: WG

PARAMETER	RESULT	REPORTING LIMIT	UNITS	MDL
Dimethyl phthalate	ND	1.0	ug/L	0.44
Acenaphthylene	ND	0.20	ug/L	0.054
2,6-Dinitrotoluene	ND	5.0	ug/L	0.47
3-Nitroaniline	ND	2.0	ug/L	0.67
Acenaphthene	ND	0.20	ug/L	0.054
2,4-Dinitrophenol	ND	5.0	ug/L	3.5
4-Nitrophenol	ND	5.0	ug/L	0.63
Dibenzofuran	ND	1.0	ug/L	0.54
2,4-Dinitrotoluene	ND	5.0	ug/L	0.40
Diethyl phthalate	ND	1.0	ug/L	0.63
4-Chlorophenyl phenyl ether	ND	2.0	ug/L	0.55
Fluorene	ND	0.20	ug/L	0.043
4-Nitroaniline	ND	2.0	ug/L	0.47
4,6-Dinitro-2-methylphenol	ND	5.0	ug/L	0.27
N-Nitrosodiphenylamine	ND	1.0	ug/L	0.46
4-Bromophenyl phenyl ether	ND	2.0	ug/L	0.52
Hexachlorobenzene	ND	0.20	ug/L	0.065
Pentachlorophenol	ND	5.0	ug/L	0.48
Phenanthrene	ND	0.20	ug/L	0.087
Anthracene	ND	0.20	ug/L	0.054
Carbazole	ND	1.0	ug/L	0.54
Di-n-butyl phthalate	ND	1.0	ug/L	0.61
Fluoranthene	ND	0.20	ug/L	0.036
Pyrene	ND	0.20	ug/L	0.048
Butyl benzyl phthalate	ND	1.0	ug/L	0.51
3,3'-Dichlorobenzidine	ND	5.0	ug/L	0.48
Benzo(a)anthracene	ND	0.20	ug/L	0.052
Chrysene	ND	0.20	ug/L	0.048
bis(2-Ethylhexyl) phthalate	**4.1 J,B**	**10**	**ug/L**	**0.88**
Di-n-octyl phthalate	ND	1.0	ug/L	0.39
Benzo(b)fluoranthene	ND	0.20	ug/L	0.049
Benzo(k)fluoranthene	ND	0.20	ug/L	0.049
Benzo(a)pyrene	ND	0.20	ug/L	0.048
Indeno(1,2,3-cd)pyrene	ND	0.20	ug/L	0.065
Dibenz(a,h)anthracene	ND	0.20	ug/L	0.039
Benzo(ghi)perylene	ND	0.20	ug/L	0.053

(Continued on next page)

Environmental Quality Mgt., Inc.

Client Sample ID: FWGWBGmw-006C-0494-GW

GC/MS Semivolatiles

Lot-Sample #...: A7G120101-012 **Work Order #...:** J2PAM2AC **Matrix.....:** WG

SURROGATE	PERCENT RECOVERY	RECOVERY LIMITS
Nitrobenzene-d5	46	(32 - 112)
2-Fluorobiphenyl	46	(30 - 110)
Terphenyl-d14	93	(51 - 135)
Phenol-d5	40	(10 - 117)
2-Fluorophenol	13 *	(19 - 108)
2,4,6-Tribromophenol	61	(42 - 124)

NOTE(S):

* Surrogate recovery is outside stated control limits.

J Estimated result. Result is less than RL.

B Method blank contamination. The associated method blank contains the target analyte at a reportable level.

Environmental Quality Mgt., Inc.

Client Sample ID: FWGLL3mw-238C-0490-GW

GC/MS Semivolatiles

Lot-Sample #...: A7G120101-014 **Work Order #...:** J2PA21AC **Matrix.....:** WG
Date Sampled...: 07/11/07 11:30 **Date Received..:** 07/12/07
Prep Date.....: 07/13/07 **Analysis Date..:** 07/24/07
Prep Batch #...: 7194031
Dilution Factor: 1 **Initial Wgt/Vol:** 1000 mL **Final Wgt/Vol..:** 2 mL
Method.....: SW846 8270C

PARAMETER	RESULT	REPORTING LIMIT	UNITS	MDL
Benzoic acid	ND	10	ug/L	4.4
Benzyl alcohol	ND	5.0	ug/L	0.49
Phenol	ND	1.0	ug/L	0.96
bis(2-Chloroethyl)-ether	ND	1.0	ug/L	0.088
2-Chlorophenol	ND	1.0	ug/L	0.039
1,3-Dichlorobenzene	ND	1.0	ug/L	0.53
1,4-Dichlorobenzene	ND	1.0	ug/L	0.52
1,2-Dichlorobenzene	ND	1.0	ug/L	0.59
2-Methylphenol	ND	1.0	ug/L	0.56
2,2'-oxybis(1-Chloro-propane)	ND	1.0	ug/L	0.52
4-Methylphenol	ND	1.0	ug/L	0.64
N-Nitrosodi-n-propyl-amine	ND	1.0	ug/L	0.53
Hexachloroethane	ND	1.0	ug/L	0.58
Nitrobenzene	ND	1.0	ug/L	0.053
Isophorone	ND	1.0	ug/L	0.50
2-Nitrophenol	ND	2.0	ug/L	1.3
2,4-Dimethylphenol	ND	2.0	ug/L	0.56
bis(2-Chloroethoxy) methane	ND	1.0	ug/L	0.49
2,4-Dichlorophenol	ND	2.0	ug/L	1.1
1,2,4-Trichloro-benzene	ND	1.0	ug/L	0.59
Naphthalene	ND	0.20	ug/L	0.069
4-Chloroaniline	ND	2.0	ug/L	0.56
Hexachlorobutadiene	ND	1.0	ug/L	0.51
4-Chloro-3-methylphenol	ND	2.0	ug/L	0.41
2-Methylnaphthalene	ND	0.20	ug/L	0.061
Hexachlorocyclopenta-diene	ND	10	ug/L	0.74
2,4,6-Trichloro-phenol	ND	5.0	ug/L	1.4
2,4,5-Trichloro-phenol	ND	5.0	ug/L	0.96
2-Chloronaphthalene	ND	1.0	ug/L	0.62
2-Nitroaniline	ND	2.0	ug/L	0.43

(Continued on next page)

Environmental Quality Mgt., Inc.

Client Sample ID: FWGLL3mw-238C-0490-GW

GC/MS Semivolatiles

Lot-Sample #...: A7G120101-014 Work Order #...: J2PA21AC Matrix.....: WG

PARAMETER	RESULT	REPORTING LIMIT	UNITS	MDL
Dimethyl phthalate	ND	1.0	ug/L	0.44
Acenaphthylene	ND	0.20	ug/L	0.054
2,6-Dinitrotoluene	ND	5.0	ug/L	0.47
3-Nitroaniline	ND	2.0	ug/L	0.67
Acenaphthene	ND	0.20	ug/L	0.054
2,4-Dinitrophenol	ND	5.0	ug/L	3.5
4-Nitrophenol	ND	5.0	ug/L	0.63
Dibenzofuran	ND	1.0	ug/L	0.54
2,4-Dinitrotoluene	ND	5.0	ug/L	0.40
Diethyl phthalate	ND	1.0	ug/L	0.63
4-Chlorophenyl phenyl ether	ND	2.0	ug/L	0.55
Fluorene	ND	0.20	ug/L	0.043
4-Nitroaniline	ND	2.0	ug/L	0.47
4,6-Dinitro-2-methylphenol	ND	5.0	ug/L	0.27
N-Nitrosodiphenylamine	ND	1.0	ug/L	0.46
4-Bromophenyl phenyl ether	ND	2.0	ug/L	0.52
Hexachlorobenzene	ND	0.20	ug/L	0.065
Pentachlorophenol	ND	5.0	ug/L	0.48
Phenanthrene	ND	0.20	ug/L	0.087
Anthracene	ND	0.20	ug/L	0.054
Carbazole	ND	1.0	ug/L	0.54
Di-n-butyl phthalate	ND	1.0	ug/L	0.61
Fluoranthene	ND	0.20	ug/L	0.036
Pyrene	ND	0.20	ug/L	0.048
Butyl benzyl phthalate	ND	1.0	ug/L	0.51
3,3'-Dichlorobenzidine	ND	5.0	ug/L	0.48
Benzo(a)anthracene	ND	0.20	ug/L	0.052
Chrysene	ND	0.20	ug/L	0.048
bis(2-Ethylhexyl) phthalate	**1.4 J,B**	**10**	**ug/L**	**0.88**
Di-n-octyl phthalate	ND	1.0	ug/L	0.39
Benzo(b)fluoranthene	ND	0.20	ug/L	0.049
Benzo(k)fluoranthene	ND	0.20	ug/L	0.049
Benzo(a)pyrene	ND	0.20	ug/L	0.048
Indeno(1,2,3-cd)pyrene	ND	0.20	ug/L	0.065
Dibenz(a,h)anthracene	ND	0.20	ug/L	0.039
Benzo(ghi)perylene	ND	0.20	ug/L	0.053

(Continued on next page)

Environmental Quality Mgt., Inc.

Client Sample ID: FWGLL3mw-238C-0490-GW

GC/MS Semivolatiles

Lot-Sample #...: A7G120101-014 **Work Order #...:** J2PA21AC **Matrix.....:** WG

SURROGATE	PERCENT RECOVERY	RECOVERY LIMITS
Nitrobenzene-d5	63	(32 - 112)
2-Fluorobiphenyl	64	(30 - 110)
Terphenyl-d14	68	(51 - 135)
Phenol-d5	66	(10 - 117)
2-Fluorophenol	38	(19 - 108)
2,4,6-Tribromophenol	75	(42 - 124)

NOTE(S):

J Estimated result. Result is less than RL.

B Method blank contamination. The associated method blank contains the target analyte at a reportable level.

Environmental Quality Mgt., Inc.

Client Sample ID: FWGLL3mw-238C-0490-GW

GC/MS Semivolatiles

Lot-Sample #...: A7G120101-014 Work Order #...: J2PA22AC Matrix.....: WG
Date Sampled...: 07/11/07 11:30 Date Received..: 07/12/07
Prep Date.....: 07/27/07 Analysis Date..: 07/31/07
Prep Batch #...: 7208034
Dilution Factor: 1 Initial Wgt/Vol: 1000 mL Final Wgt/Vol..: 2 mL
Method.....: SW846 8270C

PARAMETER	RESULT	REPORTING LIMIT	UNITS	MDL
Benzoic acid	ND	10	ug/L	4.4
Benzyl alcohol	ND	5.0	ug/L	0.49
Phenol	ND	1.0	ug/L	0.96
bis(2-Chloroethyl)-ether	ND	1.0	ug/L	0.088
2-Chlorophenol	ND	1.0	ug/L	0.039
1,3-Dichlorobenzene	ND	1.0	ug/L	0.53
1,4-Dichlorobenzene	ND	1.0	ug/L	0.52
1,2-Dichlorobenzene	ND	1.0	ug/L	0.59
2-Methylphenol	ND	1.0	ug/L	0.56
2,2'-oxybis(1-Chloro-propane)	ND	1.0	ug/L	0.52
4-Methylphenol	ND	1.0	ug/L	0.64
N-Nitrosodi-n-propyl-amine	ND	1.0	ug/L	0.53
Hexachloroethane	ND	1.0	ug/L	0.58
Nitrobenzene	ND	1.0	ug/L	0.053
Isophorone	ND	1.0	ug/L	0.50
2-Nitrophenol	ND	2.0	ug/L	1.3
2,4-Dimethylphenol	ND	2.0	ug/L	0.56
bis(2-Chloroethoxy) methane	ND	1.0	ug/L	0.49
2,4-Dichlorophenol	ND	2.0	ug/L	1.1
1,2,4-Trichloro-benzene	ND	1.0	ug/L	0.59
Naphthalene	ND	0.20	ug/L	0.069
4-Chloroaniline	ND	2.0	ug/L	0.56
Hexachlorobutadiene	ND	1.0	ug/L	0.51
4-Chloro-3-methylphenol	ND	2.0	ug/L	0.41
2-Methylnaphthalene	ND	0.20	ug/L	0.061
Hexachlorocyclopenta-diene	ND	10	ug/L	0.74
2,4,6-Trichloro-phenol	ND	5.0	ug/L	1.4
2,4,5-Trichloro-phenol	ND	5.0	ug/L	0.96
2-Chloronaphthalene	ND	1.0	ug/L	0.62
2-Nitroaniline	ND	2.0	ug/L	0.43

(Continued on next page)

Environmental Quality Mgt., Inc.

Client Sample ID: FWGLL3mw-238C-0490-GW

GC/MS Semivolatiles

Lot-Sample #...: A7G120101-014 Work Order #...: J2PA22AC Matrix.....: WG

PARAMETER	RESULT	REPORTING LIMIT	UNITS	MDL
Dimethyl phthalate	ND	1.0	ug/L	0.44
Acenaphthylene	ND	0.20	ug/L	0.054
2,6-Dinitrotoluene	ND	5.0	ug/L	0.47
3-Nitroaniline	ND	2.0	ug/L	0.67
Acenaphthene	ND	0.20	ug/L	0.054
2,4-Dinitrophenol	ND	5.0	ug/L	3.5
4-Nitrophenol	ND	5.0	ug/L	0.63
Dibenzofuran	ND	1.0	ug/L	0.54
2,4-Dinitrotoluene	ND	5.0	ug/L	0.40
Diethyl phthalate	ND	1.0	ug/L	0.63
4-Chlorophenyl phenyl ether	ND	2.0	ug/L	0.55
Fluorene	ND	0.20	ug/L	0.043
4-Nitroaniline	ND	2.0	ug/L	0.47
4,6-Dinitro-2-methylphenol	ND	5.0	ug/L	0.27
N-Nitrosodiphenylamine	ND	1.0	ug/L	0.46
4-Bromophenyl phenyl ether	ND	2.0	ug/L	0.52
Hexachlorobenzene	ND	0.20	ug/L	0.065
Pentachlorophenol	ND	5.0	ug/L	0.48
Phenanthrene	ND	0.20	ug/L	0.087
Anthracene	ND	0.20	ug/L	0.054
Carbazole	ND	1.0	ug/L	0.54
Di-n-butyl phthalate	ND	1.0	ug/L	0.61
Fluoranthene	ND	0.20	ug/L	0.036
Pyrene	ND	0.20	ug/L	0.048
Butyl benzyl phthalate	ND	1.0	ug/L	0.51
3,3'-Dichlorobenzidine	ND	5.0	ug/L	0.48
Benzo(a)anthracene	ND	0.20	ug/L	0.052
Chrysene	ND	0.20	ug/L	0.048
bis(2-Ethylhexyl) phthalate	**1.2 J,B**	**10**	**ug/L**	**0.88**
Di-n-octyl phthalate	ND	1.0	ug/L	0.39
Benzo(b)fluoranthene	ND	0.20	ug/L	0.049
Benzo(k)fluoranthene	ND	0.20	ug/L	0.049
Benzo(a)pyrene	ND	0.20	ug/L	0.048
Indeno(1,2,3-cd)pyrene	ND	0.20	ug/L	0.065
Dibenz(a,h)anthracene	ND	0.20	ug/L	0.039
Benzo(ghi)perylene	ND	0.20	ug/L	0.053

(Continued on next page)

Environmental Quality Mgt., Inc.

Client Sample ID: FWGLL3mw-238C-0490-GW

GC/MS Semivolatiles

Lot-Sample #...: A7G120101-014 **Work Order #...:** J2PA22AC **Matrix.....:** WG

SURROGATE	PERCENT RECOVERY	RECOVERY LIMITS
Nitrobenzene-d5	47	(32 - 112)
2-Fluorobiphenyl	47	(30 - 110)
Terphenyl-d14	88	(51 - 135)
Phenol-d5	42	(10 - 117)
2-Fluorophenol	17 *	(19 - 108)
2,4,6-Tribromophenol	70	(42 - 124)

NOTE(S):

* Surrogate recovery is outside stated control limits.

J Estimated result. Result is less than RL.

B Method blank contamination. The associated method blank contains the target analyte at a reportable level.

Environmental Quality Mgt., Inc.

Client Sample ID: FWGBKGmw-010C-0464-GW

GC/MS Semivolatiles

Lot-Sample #...: A7G120101-018 **Work Order #...:** J2PCQ1AC **Matrix.....:** WG
Date Sampled...: 07/10/07 17:05 **Date Received..:** 07/12/07
Prep Date.....: 07/13/07 **Analysis Date..:** 07/24/07
Prep Batch #...: 7194031
Dilution Factor: 1 **Initial Wgt/Vol:** 1000 mL **Final Wgt/Vol..:** 2 mL
Method.....: SW846 8270C

PARAMETER	RESULT	REPORTING LIMIT	UNITS	MDL
Benzoic acid	ND	10	ug/L	4.4
Benzyl alcohol	ND	5.0	ug/L	0.49
Phenol	ND	1.0	ug/L	0.96
bis(2-Chloroethyl)-ether	ND	1.0	ug/L	0.088
2-Chlorophenol	ND	1.0	ug/L	0.039
1,3-Dichlorobenzene	ND	1.0	ug/L	0.53
1,4-Dichlorobenzene	ND	1.0	ug/L	0.52
1,2-Dichlorobenzene	ND	1.0	ug/L	0.59
2-Methylphenol	ND	1.0	ug/L	0.56
2,2'-oxybis(1-Chloro-propane)	ND	1.0	ug/L	0.52
4-Methylphenol	ND	1.0	ug/L	0.64
N-Nitrosodi-n-propyl-amine	ND	1.0	ug/L	0.53
Hexachloroethane	ND	1.0	ug/L	0.58
Nitrobenzene	ND	1.0	ug/L	0.053
Isophorone	ND	1.0	ug/L	0.50
2-Nitrophenol	ND	2.0	ug/L	1.3
2,4-Dimethylphenol	ND	2.0	ug/L	0.56
bis(2-Chloroethoxy) methane	ND	1.0	ug/L	0.49
2,4-Dichlorophenol	ND	2.0	ug/L	1.1
1,2,4-Trichloro-benzene	ND	1.0	ug/L	0.59
Naphthalene	ND	0.20	ug/L	0.069
4-Chloroaniline	ND	2.0	ug/L	0.56
Hexachlorobutadiene	ND	1.0	ug/L	0.51
4-Chloro-3-methylphenol	ND	2.0	ug/L	0.41
2-Methylnaphthalene	ND	0.20	ug/L	0.061
Hexachlorocyclopenta-diene	ND	10	ug/L	0.74
2,4,6-Trichloro-phenol	ND	5.0	ug/L	1.4
2,4,5-Trichloro-phenol	ND	5.0	ug/L	0.96
2-Chloronaphthalene	ND	1.0	ug/L	0.62
2-Nitroaniline	ND	2.0	ug/L	0.43

(Continued on next page)

Environmental Quality Mgt., Inc.

Client Sample ID: FWGBKGmw-010C-0464-GW

GC/MS Semivolatiles

Lot-Sample #...: A7G120101-018 Work Order #...: J2PCQ1AC Matrix.....: WG

PARAMETER	RESULT	REPORTING LIMIT	UNITS	MDL
Dimethyl phthalate	ND	1.0	ug/L	0.44
Acenaphthylene	ND	0.20	ug/L	0.054
2,6-Dinitrotoluene	ND	5.0	ug/L	0.47
3-Nitroaniline	ND	2.0	ug/L	0.67
Acenaphthene	ND	0.20	ug/L	0.054
2,4-Dinitrophenol	ND	5.0	ug/L	3.5
4-Nitrophenol	ND	5.0	ug/L	0.63
Dibenzofuran	ND	1.0	ug/L	0.54
2,4-Dinitrotoluene	ND	5.0	ug/L	0.40
Diethyl phthalate	ND	1.0	ug/L	0.63
4-Chlorophenyl phenyl ether	ND	2.0	ug/L	0.55
Fluorene	ND	0.20	ug/L	0.043
4-Nitroaniline	ND	2.0	ug/L	0.47
4,6-Dinitro-2-methylphenol	ND	5.0	ug/L	0.27
N-Nitrosodiphenylamine	ND	1.0	ug/L	0.46
4-Bromophenyl phenyl ether	ND	2.0	ug/L	0.52
Hexachlorobenzene	ND	0.20	ug/L	0.065
Pentachlorophenol	ND	5.0	ug/L	0.48
Phenanthrene	ND	0.20	ug/L	0.087
Anthracene	ND	0.20	ug/L	0.054
Carbazole	ND	1.0	ug/L	0.54
Di-n-butyl phthalate	ND	1.0	ug/L	0.61
Fluoranthene	ND	0.20	ug/L	0.036
Pyrene	ND	0.20	ug/L	0.048
Butyl benzyl phthalate	ND	1.0	ug/L	0.51
3,3'-Dichlorobenzidine	ND	5.0	ug/L	0.48
Benzo(a)anthracene	ND	0.20	ug/L	0.052
Chrysene	ND	0.20	ug/L	0.048
bis(2-Ethylhexyl) phthalate	**2.1 J,B**	**10**	**ug/L**	**0.88**
Di-n-octyl phthalate	ND	1.0	ug/L	0.39
Benzo(b)fluoranthene	ND	0.20	ug/L	0.049
Benzo(k)fluoranthene	ND	0.20	ug/L	0.049
Benzo(a)pyrene	ND	0.20	ug/L	0.048
Indeno(1,2,3-cd)pyrene	ND	0.20	ug/L	0.065
Dibenz(a,h)anthracene	ND	0.20	ug/L	0.039
Benzo(ghi)perylene	ND	0.20	ug/L	0.053

(Continued on next page)

Environmental Quality Mgt., Inc.

Client Sample ID: FWGBKGmw-010C-0464-GW

GC/MS Semivolatiles

Lot-Sample #...: A7G120101-018 Work Order #...: J2PCQ1AC Matrix.....: WG

SURROGATE	PERCENT RECOVERY	RECOVERY LIMITS
Nitrobenzene-d5	51	(32 - 112)
2-Fluorobiphenyl	45	(30 - 110)
Terphenyl-d14	73	(51 - 135)
Phenol-d5	47	(10 - 117)
2-Fluorophenol	31	(19 - 108)
2,4,6-Tribromophenol	66	(42 - 124)

NOTE(S):

J Estimated result. Result is less than RL.

B Method blank contamination. The associated method blank contains the target analyte at a reportable level.

Environmental Quality Mgt., Inc.

Client Sample ID: FWGBKGmw-010C-0464-GW

GC/MS Semivolatiles

Lot-Sample #...: A7G120101-018 **Work Order #...:** J2PCQ2AC **Matrix.....:** WG
Date Sampled...: 07/10/07 17:05 **Date Received..:** 07/12/07
Prep Date.....: 07/27/07 **Analysis Date..:** 07/31/07
Prep Batch #...: 7208034
Dilution Factor: 1 **Initial Wgt/Vol:** 1020 mL **Final Wgt/Vol..:** 2 mL
Method.....: SW846 8270C

PARAMETER	RESULT	REPORTING LIMIT	UNITS	MDL
Benzoic acid	ND	10	ug/L	4.4
Benzyl alcohol	ND	5.0	ug/L	0.49
Phenol	ND	1.0	ug/L	0.96
bis(2-Chloroethyl)-ether	ND	1.0	ug/L	0.088
2-Chlorophenol	ND	1.0	ug/L	0.039
1,3-Dichlorobenzene	ND	1.0	ug/L	0.53
1,4-Dichlorobenzene	ND	1.0	ug/L	0.52
1,2-Dichlorobenzene	ND	1.0	ug/L	0.59
2-Methylphenol	ND	1.0	ug/L	0.56
2,2'-oxybis(1-Chloro-propane)	ND	1.0	ug/L	0.52
4-Methylphenol	ND	1.0	ug/L	0.64
N-Nitrosodi-n-propyl-amine	ND	1.0	ug/L	0.53
Hexachloroethane	ND	1.0	ug/L	0.58
Nitrobenzene	ND	1.0	ug/L	0.053
Isophorone	ND	1.0	ug/L	0.50
2-Nitrophenol	ND	2.0	ug/L	1.3
2,4-Dimethylphenol	ND	2.0	ug/L	0.56
bis(2-Chloroethoxy) methane	ND	1.0	ug/L	0.49
2,4-Dichlorophenol	ND	2.0	ug/L	1.1
1,2,4-Trichloro-benzene	ND	1.0	ug/L	0.59
Naphthalene	ND	0.20	ug/L	0.069
4-Chloroaniline	ND	2.0	ug/L	0.56
Hexachlorobutadiene	ND	1.0	ug/L	0.51
4-Chloro-3-methylphenol	ND	2.0	ug/L	0.41
2-Methylnaphthalene	ND	0.20	ug/L	0.061
Hexachlorocyclopenta-diene	ND	10	ug/L	0.74
2,4,6-Trichloro-phenol	ND	5.0	ug/L	1.4
2,4,5-Trichloro-phenol	ND	5.0	ug/L	0.96
2-Chloronaphthalene	ND	1.0	ug/L	0.62
2-Nitroaniline	ND	2.0	ug/L	0.43

(Continued on next page)

Environmental Quality Mgt., Inc.

Client Sample ID: FWGBKGmw-010C-0464-GW

GC/MS Semivolatiles

Lot-Sample #...: A7G120101-018 **Work Order #...:** J2PCQ2AC **Matrix.....:** WG

PARAMETER	RESULT	REPORTING LIMIT	UNITS	MDL
Dimethyl phthalate	ND	1.0	ug/L	0.44
Acenaphthylene	ND	0.20	ug/L	0.054
2,6-Dinitrotoluene	ND	5.0	ug/L	0.47
3-Nitroaniline	ND	2.0	ug/L	0.67
Acenaphthene	ND	0.20	ug/L	0.054
2,4-Dinitrophenol	ND	5.0	ug/L	3.5
4-Nitrophenol	ND	5.0	ug/L	0.63
Dibenzofuran	ND	1.0	ug/L	0.54
2,4-Dinitrotoluene	ND	5.0	ug/L	0.40
Diethyl phthalate	ND	1.0	ug/L	0.63
4-Chlorophenyl phenyl ether	ND	2.0	ug/L	0.55
Fluorene	ND	0.20	ug/L	0.043
4-Nitroaniline	ND	2.0	ug/L	0.47
4,6-Dinitro-2-methylphenol	ND	5.0	ug/L	0.27
N-Nitrosodiphenylamine	ND	1.0	ug/L	0.46
4-Bromophenyl phenyl ether	ND	2.0	ug/L	0.52
Hexachlorobenzene	ND	0.20	ug/L	0.065
Pentachlorophenol	ND	5.0	ug/L	0.48
Phenanthrene	ND	0.20	ug/L	0.087
Anthracene	ND	0.20	ug/L	0.054
Carbazole	ND	1.0	ug/L	0.54
Di-n-butyl phthalate	ND	1.0	ug/L	0.61
Fluoranthene	ND	0.20	ug/L	0.036
Pyrene	ND	0.20	ug/L	0.048
Butyl benzyl phthalate	ND	1.0	ug/L	0.51
3,3'-Dichlorobenzidine	ND	5.0	ug/L	0.48
Benzo(a)anthracene	ND	0.20	ug/L	0.052
Chrysene	ND	0.20	ug/L	0.048
bis(2-Ethylhexyl) phthalate	**1.4 J,B**	**10**	**ug/L**	**0.88**
Di-n-octyl phthalate	ND	1.0	ug/L	0.39
Benzo(b)fluoranthene	ND	0.20	ug/L	0.049
Benzo(k)fluoranthene	ND	0.20	ug/L	0.049
Benzo(a)pyrene	ND	0.20	ug/L	0.048
Indeno(1,2,3-cd)pyrene	ND	0.20	ug/L	0.065
Dibenz(a,h)anthracene	ND	0.20	ug/L	0.039
Benzo(ghi)perylene	ND	0.20	ug/L	0.053

(Continued on next page)

Environmental Quality Mgt., Inc.

Client Sample ID: FWGBKGmw-010C-0464-GW

GC/MS Semivolatiles

Lot-Sample #...: A7G120101-018 **Work Order #...:** J2PCQ2AC **Matrix.....:** WG

SURROGATE	PERCENT RECOVERY	RECOVERY LIMITS
Nitrobenzene-d5	60	(32 - 112)
2-Fluorobiphenyl	59	(30 - 110)
Terphenyl-d14	93	(51 - 135)
Phenol-d5	59	(10 - 117)
2-Fluorophenol	30	(19 - 108)
2,4,6-Tribromophenol	75	(42 - 124)

NOTE(S):

J Estimated result. Result is less than RL.

B Method blank contamination. The associated method blank contains the target analyte at a reportable level.

Environmental Quality Mgt., Inc.

Client Sample ID: FWGLL3mw-242C-0491-GW

GC/MS Semivolatiles

Lot-Sample #...: A7G120101-019 **Work Order #...:** J2PCV1AC **Matrix.....:** WG
Date Sampled...: 07/11/07 15:50 **Date Received..:** 07/12/07
Prep Date.....: 07/13/07 **Analysis Date..:** 07/24/07
Prep Batch #...: 7194031
Dilution Factor: 1 **Initial Wgt/Vol:** 1030 mL **Final Wgt/Vol..:** 2 mL
Method.....: SW846 8270C

PARAMETER	RESULT	REPORTING LIMIT	UNITS	MDL
Benzoic acid	ND	10	ug/L	4.4
Benzyl alcohol	ND	5.0	ug/L	0.49
Phenol	ND	1.0	ug/L	0.96
bis(2-Chloroethyl)-ether	ND	1.0	ug/L	0.088
2-Chlorophenol	ND	1.0	ug/L	0.039
1,3-Dichlorobenzene	ND	1.0	ug/L	0.53
1,4-Dichlorobenzene	ND	1.0	ug/L	0.52
1,2-Dichlorobenzene	ND	1.0	ug/L	0.59
2-Methylphenol	ND	1.0	ug/L	0.56
2,2'-oxybis(1-Chloro-propane)	ND	1.0	ug/L	0.52
4-Methylphenol	ND	1.0	ug/L	0.64
N-Nitrosodi-n-propyl-amine	ND	1.0	ug/L	0.53
Hexachloroethane	ND	1.0	ug/L	0.58
Nitrobenzene	ND	1.0	ug/L	0.053
Isophorone	ND	1.0	ug/L	0.50
2-Nitrophenol	ND	2.0	ug/L	1.3
2,4-Dimethylphenol	ND	2.0	ug/L	0.56
bis(2-Chloroethoxy) methane	ND	1.0	ug/L	0.49
2,4-Dichlorophenol	ND	2.0	ug/L	1.1
1,2,4-Trichloro-benzene	ND	1.0	ug/L	0.59
Naphthalene	ND	0.20	ug/L	0.069
4-Chloroaniline	ND	2.0	ug/L	0.56
Hexachlorobutadiene	ND	1.0	ug/L	0.51
4-Chloro-3-methylphenol	ND	2.0	ug/L	0.41
2-Methylnaphthalene	ND	0.20	ug/L	0.061
Hexachlorocyclopenta-diene	ND	10	ug/L	0.74
2,4,6-Trichloro-phenol	ND	5.0	ug/L	1.4
2,4,5-Trichloro-phenol	ND	5.0	ug/L	0.96
2-Chloronaphthalene	ND	1.0	ug/L	0.62
2-Nitroaniline	ND	2.0	ug/L	0.43

(Continued on next page)

Environmental Quality Mgt., Inc.

Client Sample ID: FWGLL3mw-242C-0491-GW

GC/MS Semivolatiles

Lot-Sample #...: A7G120101-019 Work Order #...: J2PCV1AC Matrix.....: WG

PARAMETER	RESULT	REPORTING LIMIT	UNITS	MDL
Dimethyl phthalate	ND	1.0	ug/L	0.44
Acenaphthylene	ND	0.20	ug/L	0.054
2,6-Dinitrotoluene	ND	5.0	ug/L	0.47
3-Nitroaniline	ND	2.0	ug/L	0.67
Acenaphthene	ND	0.20	ug/L	0.054
2,4-Dinitrophenol	ND	5.0	ug/L	3.5
4-Nitrophenol	ND	5.0	ug/L	0.63
Dibenzofuran	ND	1.0	ug/L	0.54
2,4-Dinitrotoluene	ND	5.0	ug/L	0.40
Diethyl phthalate	ND	1.0	ug/L	0.63
4-Chlorophenyl phenyl ether	ND	2.0	ug/L	0.55
Fluorene	ND	0.20	ug/L	0.043
4-Nitroaniline	ND	2.0	ug/L	0.47
4,6-Dinitro-2-methylphenol	ND	5.0	ug/L	0.27
N-Nitrosodiphenylamine	ND	1.0	ug/L	0.46
4-Bromophenyl phenyl ether	ND	2.0	ug/L	0.52
Hexachlorobenzene	ND	0.20	ug/L	0.065
Pentachlorophenol	ND	5.0	ug/L	0.48
Phenanthrene	ND	0.20	ug/L	0.087
Anthracene	ND	0.20	ug/L	0.054
Carbazole	ND	1.0	ug/L	0.54
Di-n-butyl phthalate	ND	1.0	ug/L	0.61
Fluoranthene	ND	0.20	ug/L	0.036
Pyrene	ND	0.20	ug/L	0.048
Butyl benzyl phthalate	ND	1.0	ug/L	0.51
3,3'-Dichlorobenzidine	ND	5.0	ug/L	0.48
Benzo(a)anthracene	ND	0.20	ug/L	0.052
Chrysene	ND	0.20	ug/L	0.048
bis(2-Ethylhexyl) phthalate	**1.5 J,B**	**10**	**ug/L**	**0.88**
Di-n-octyl phthalate	ND	1.0	ug/L	0.39
Benzo(b)fluoranthene	ND	0.20	ug/L	0.049
Benzo(k)fluoranthene	ND	0.20	ug/L	0.049
Benzo(a)pyrene	ND	0.20	ug/L	0.048
Indeno(1,2,3-cd)pyrene	ND	0.20	ug/L	0.065
Dibenz(a,h)anthracene	ND	0.20	ug/L	0.039
Benzo(ghi)perylene	ND	0.20	ug/L	0.053

(Continued on next page)

Environmental Quality Mgt., Inc.

Client Sample ID: FWGLL3mw-242C-0491-GW

GC/MS Semivolatiles

Lot-Sample #...: A7G120101-019 Work Order #...: J2PCV1AC Matrix.....: WG

SURROGATE	PERCENT RECOVERY	RECOVERY LIMITS
Nitrobenzene-d5	69	(32 - 112)
2-Fluorobiphenyl	64	(30 - 110)
Terphenyl-d14	91	(51 - 135)
Phenol-d5	64	(10 - 117)
2-Fluorophenol	42	(19 - 108)
2,4,6-Tribromophenol	80	(42 - 124)

NOTE(S):

J Estimated result. Result is less than RL.

B Method blank contamination. The associated method blank contains the target analyte at a reportable level.

Environmental Quality Mgt., Inc.

Client Sample ID: FWGLL3mw-242C-0491-GW

GC/MS Semivolatiles

Lot-Sample #...: A7G120101-019 Work Order #...: J2PCV2AC Matrix.....: WG
Date Sampled...: 07/11/07 15:50 Date Received..: 07/12/07
Prep Date.....: 07/27/07 Analysis Date..: 07/31/07
Prep Batch #...: 7208034
Dilution Factor: 1 Initial Wgt/Vol: 1000 mL Final Wgt/Vol..: 2 mL
Method.....: SW846 8270C

PARAMETER	RESULT	REPORTING LIMIT	UNITS	MDL
Benzoic acid	ND	10	ug/L	4.4
Benzyl alcohol	ND	5.0	ug/L	0.49
Phenol	ND	1.0	ug/L	0.96
bis(2-Chloroethyl)-ether	ND	1.0	ug/L	0.088
2-Chlorophenol	ND	1.0	ug/L	0.039
1,3-Dichlorobenzene	ND	1.0	ug/L	0.53
1,4-Dichlorobenzene	ND	1.0	ug/L	0.52
1,2-Dichlorobenzene	ND	1.0	ug/L	0.59
2-Methylphenol	ND	1.0	ug/L	0.56
2,2'-oxybis(1-Chloro-propane)	ND	1.0	ug/L	0.52
4-Methylphenol	ND	1.0	ug/L	0.64
N-Nitrosodi-n-propyl-amine	ND	1.0	ug/L	0.53
Hexachloroethane	ND	1.0	ug/L	0.58
Nitrobenzene	ND	1.0	ug/L	0.053
Isophorone	ND	1.0	ug/L	0.50
2-Nitrophenol	ND	2.0	ug/L	1.3
2,4-Dimethylphenol	ND	2.0	ug/L	0.56
bis(2-Chloroethoxy) methane	ND	1.0	ug/L	0.49
2,4-Dichlorophenol	ND	2.0	ug/L	1.1
1,2,4-Trichloro-benzene	ND	1.0	ug/L	0.59
Naphthalene	ND	0.20	ug/L	0.069
4-Chloroaniline	ND	2.0	ug/L	0.56
Hexachlorobutadiene	ND	1.0	ug/L	0.51
4-Chloro-3-methylphenol	ND	2.0	ug/L	0.41
2-Methylnaphthalene	ND	0.20	ug/L	0.061
Hexachlorocyclopenta-diene	ND	10	ug/L	0.74
2,4,6-Trichloro-phenol	ND	5.0	ug/L	1.4
2,4,5-Trichloro-phenol	ND	5.0	ug/L	0.96
2-Chloronaphthalene	ND	1.0	ug/L	0.62
2-Nitroaniline	ND	2.0	ug/L	0.43

(Continued on next page)

Environmental Quality Mgt., Inc.

Client Sample ID: FWGLL3mw-242C-0491-GW

GC/MS Semivolatiles

Lot-Sample #...: A7G120101-019 **Work Order #...:** J2PCV2AC **Matrix.....:** WG

PARAMETER	RESULT	REPORTING LIMIT	UNITS	MDL
Dimethyl phthalate	ND	1.0	ug/L	0.44
Acenaphthylene	ND	0.20	ug/L	0.054
2,6-Dinitrotoluene	ND	5.0	ug/L	0.47
3-Nitroaniline	ND	2.0	ug/L	0.67
Acenaphthene	ND	0.20	ug/L	0.054
2,4-Dinitrophenol	ND	5.0	ug/L	3.5
4-Nitrophenol	ND	5.0	ug/L	0.63
Dibenzofuran	ND	1.0	ug/L	0.54
2,4-Dinitrotoluene	ND	5.0	ug/L	0.40
Diethyl phthalate	ND	1.0	ug/L	0.63
4-Chlorophenyl phenyl ether	ND	2.0	ug/L	0.55
Fluorene	ND	0.20	ug/L	0.043
4-Nitroaniline	ND	2.0	ug/L	0.47
4,6-Dinitro-2-methylphenol	ND	5.0	ug/L	0.27
N-Nitrosodiphenylamine	ND	1.0	ug/L	0.46
4-Bromophenyl phenyl ether	ND	2.0	ug/L	0.52
Hexachlorobenzene	ND	0.20	ug/L	0.065
Pentachlorophenol	ND	5.0	ug/L	0.48
Phenanthrene	ND	0.20	ug/L	0.087
Anthracene	ND	0.20	ug/L	0.054
Carbazole	ND	1.0	ug/L	0.54
Di-n-butyl phthalate	ND	1.0	ug/L	0.61
Fluoranthene	ND	0.20	ug/L	0.036
Pyrene	ND	0.20	ug/L	0.048
Butyl benzyl phthalate	ND	1.0	ug/L	0.51
3,3'-Dichlorobenzidine	ND	5.0	ug/L	0.48
Benzo(a)anthracene	ND	0.20	ug/L	0.052
Chrysene	ND	0.20	ug/L	0.048
bis(2-Ethylhexyl) phthalate	**2.0 J,B**	**10**	**ug/L**	**0.88**
Di-n-octyl phthalate	ND	1.0	ug/L	0.39
Benzo(b)fluoranthene	ND	0.20	ug/L	0.049
Benzo(k)fluoranthene	ND	0.20	ug/L	0.049
Benzo(a)pyrene	ND	0.20	ug/L	0.048
Indeno(1,2,3-cd)pyrene	ND	0.20	ug/L	0.065
Dibenz(a,h)anthracene	ND	0.20	ug/L	0.039
Benzo(ghi)perylene	ND	0.20	ug/L	0.053

(Continued on next page)

Environmental Quality Mgt., Inc.

Client Sample ID: FWGLL3mw-242C-0491-GW

GC/MS Semivolatiles

Lot-Sample #...: A7G120101-019 Work Order #...: J2PCV2AC Matrix.....: WG

SURROGATE	PERCENT RECOVERY	RECOVERY LIMITS
Nitrobenzene-d5	57	(32 - 112)
2-Fluorobiphenyl	56	(30 - 110)
Terphenyl-d14	96	(51 - 135)
Phenol-d5	58	(10 - 117)
2-Fluorophenol	43	(19 - 108)
2,4,6-Tribromophenol	79	(42 - 124)

NOTE(S):

J Estimated result. Result is less than RL.

B Method blank contamination. The associated method blank contains the target analyte at a reportable level.

Environmental Quality Mgt., Inc.

Client Sample ID: FWGWBGmw-007C-0495-GW

GC/MS Semivolatiles

Lot-Sample #...: A7G120101-023 **Work Order #...:** J2PC21AC **Matrix.....:** WG
Date Sampled...: 07/11/07 09:35 **Date Received..:** 07/12/07
Prep Date.....: 07/13/07 **Analysis Date..:** 07/30/07
Prep Batch #...: 7194031
Dilution Factor: 1 **Initial Wgt/Vol:** 980 mL **Final Wgt/Vol..:** 2 mL
Method.....: SW846 8270C

PARAMETER	RESULT	REPORTING LIMIT	UNITS	MDL
Benzoic acid	ND	10	ug/L	4.4
Benzyl alcohol	ND	5.0	ug/L	0.49
Phenol	ND	1.0	ug/L	0.96
bis(2-Chloroethyl)-ether	ND	1.0	ug/L	0.088
2-Chlorophenol	ND	1.0	ug/L	0.039
1,3-Dichlorobenzene	ND	1.0	ug/L	0.53
1,4-Dichlorobenzene	ND	1.0	ug/L	0.52
1,2-Dichlorobenzene	ND	1.0	ug/L	0.59
2-Methylphenol	ND	1.0	ug/L	0.56
2,2'-oxybis(1-Chloro-propane)	ND	1.0	ug/L	0.52
4-Methylphenol	ND	1.0	ug/L	0.64
N-Nitrosodi-n-propyl-amine	ND	1.0	ug/L	0.53
Hexachloroethane	ND	1.0	ug/L	0.58
Nitrobenzene	ND	1.0	ug/L	0.053
Isophorone	ND	1.0	ug/L	0.50
2-Nitrophenol	ND	2.0	ug/L	1.3
2,4-Dimethylphenol	ND	2.0	ug/L	0.56
bis(2-Chloroethoxy) methane	ND	1.0	ug/L	0.49
2,4-Dichlorophenol	ND	2.0	ug/L	1.1
1,2,4-Trichloro-benzene	ND	1.0	ug/L	0.59
Naphthalene	ND	0.20	ug/L	0.069
4-Chloroaniline	ND	2.0	ug/L	0.56
Hexachlorobutadiene	ND	1.0	ug/L	0.51
4-Chloro-3-methylphenol	ND	2.0	ug/L	0.41
2-Methylnaphthalene	ND	0.20	ug/L	0.061
Hexachlorocyclopenta-diene	ND	10	ug/L	0.74
2,4,6-Trichloro-phenol	ND	5.0	ug/L	1.4
2,4,5-Trichloro-phenol	ND	5.0	ug/L	0.96
2-Chloronaphthalene	ND	1.0	ug/L	0.62
2-Nitroaniline	ND	2.0	ug/L	0.43

(Continued on next page)

Environmental Quality Mgt., Inc.

Client Sample ID: FWGWBGmw-007C-0495-GW

GC/MS Semivolatiles

Lot-Sample #...: A7G120101-023 Work Order #...: J2PC21AC Matrix.....: WG

PARAMETER	RESULT	REPORTING LIMIT	UNITS	MDL
Dimethyl phthalate	ND	1.0	ug/L	0.44
Acenaphthylene	ND	0.20	ug/L	0.054
2,6-Dinitrotoluene	ND	5.0	ug/L	0.47
3-Nitroaniline	ND	2.0	ug/L	0.67
Acenaphthene	ND	0.20	ug/L	0.054
2,4-Dinitrophenol	ND	5.0	ug/L	3.5
4-Nitrophenol	ND	5.0	ug/L	0.63
Dibenzofuran	ND	1.0	ug/L	0.54
2,4-Dinitrotoluene	ND	5.0	ug/L	0.40
Diethyl phthalate	ND	1.0	ug/L	0.63
4-Chlorophenyl phenyl ether	ND	2.0	ug/L	0.55
Fluorene	ND	0.20	ug/L	0.043
4-Nitroaniline	ND	2.0	ug/L	0.47
4,6-Dinitro-2-methylphenol	ND	5.0	ug/L	0.27
N-Nitrosodiphenylamine	ND	1.0	ug/L	0.46
4-Bromophenyl phenyl ether	ND	2.0	ug/L	0.52
Hexachlorobenzene	ND	0.20	ug/L	0.065
Pentachlorophenol	ND	5.0	ug/L	0.48
Phenanthrene	ND	0.20	ug/L	0.087
Anthracene	ND	0.20	ug/L	0.054
Carbazole	ND	1.0	ug/L	0.54
Di-n-butyl phthalate	ND	1.0	ug/L	0.61
Fluoranthene	ND	0.20	ug/L	0.036
Pyrene	ND	0.20	ug/L	0.048
Butyl benzyl phthalate	ND	1.0	ug/L	0.51
3,3'-Dichlorobenzidine	ND	5.0	ug/L	0.48
Benzo(a)anthracene	ND	0.20	ug/L	0.052
Chrysene	ND	0.20	ug/L	0.048
bis(2-Ethylhexyl) phthalate	**2.5 J,B**	**10**	**ug/L**	**0.88**
Di-n-octyl phthalate	ND	1.0	ug/L	0.39
Benzo(b)fluoranthene	ND	0.20	ug/L	0.049
Benzo(k)fluoranthene	ND	0.20	ug/L	0.049
Benzo(a)pyrene	ND	0.20	ug/L	0.048
Indeno(1,2,3-cd)pyrene	ND	0.20	ug/L	0.065
Dibenz(a,h)anthracene	ND	0.20	ug/L	0.039
Benzo(ghi)perylene	ND	0.20	ug/L	0.053

(Continued on next page)

Environmental Quality Mgt., Inc.

Client Sample ID: FWGWBGmw-007C-0495-GW

GC/MS Semivolatiles

Lot-Sample #...: A7G120101-023 Work Order #...: J2PC21AC Matrix.....: WG

SURROGATE	PERCENT RECOVERY	RECOVERY LIMITS
Nitrobenzene-d5	60	(32 - 112)
2-Fluorobiphenyl	60	(30 - 110)
Terphenyl-d14	92	(51 - 135)
Phenol-d5	49	(10 - 117)
2-Fluorophenol	15 *	(19 - 108)
2,4,6-Tribromophenol	73	(42 - 124)

NOTE(S):

* Surrogate recovery is outside stated control limits.

J Estimated result. Result is less than RL.

B Method blank contamination. The associated method blank contains the target analyte at a reportable level.

Environmental Quality Mgt., Inc.

Client Sample ID: FWGWBGmw-007C-0495-GW

GC/MS Semivolatiles

Lot-Sample #...: A7G120101-023 Work Order #...: J2PC22AC Matrix.....: WG
Date Sampled...: 07/11/07 09:35 Date Received..: 07/12/07
Prep Date.....: 07/27/07 Analysis Date..: 07/31/07
Prep Batch #...: 7208034
Dilution Factor: 1 Initial Wgt/Vol: 990 mL Final Wgt/Vol..: 2 mL
Method.....: SW846 8270C

PARAMETER	RESULT	REPORTING LIMIT	UNITS	MDL
Benzoic acid	ND	10	ug/L	4.4
Benzyl alcohol	ND	5.0	ug/L	0.49
Phenol	ND	1.0	ug/L	0.96
bis(2-Chloroethyl)-ether	ND	1.0	ug/L	0.088
2-Chlorophenol	ND	1.0	ug/L	0.039
1,3-Dichlorobenzene	ND	1.0	ug/L	0.53
1,4-Dichlorobenzene	ND	1.0	ug/L	0.52
1,2-Dichlorobenzene	ND	1.0	ug/L	0.59
2-Methylphenol	ND	1.0	ug/L	0.56
2,2'-oxybis(1-Chloro-propane)	ND	1.0	ug/L	0.52
4-Methylphenol	ND	1.0	ug/L	0.64
N-Nitrosodi-n-propyl-amine	ND	1.0	ug/L	0.53
Hexachloroethane	ND	1.0	ug/L	0.58
Nitrobenzene	ND	1.0	ug/L	0.053
Isophorone	ND	1.0	ug/L	0.50
2-Nitrophenol	ND	2.0	ug/L	1.3
2,4-Dimethylphenol	ND	2.0	ug/L	0.56
bis(2-Chloroethoxy) methane	ND	1.0	ug/L	0.49
2,4-Dichlorophenol	ND	2.0	ug/L	1.1
1,2,4-Trichloro-benzene	ND	1.0	ug/L	0.59
Naphthalene	ND	0.20	ug/L	0.069
4-Chloroaniline	ND	2.0	ug/L	0.56
Hexachlorobutadiene	ND	1.0	ug/L	0.51
4-Chloro-3-methylphenol	ND	2.0	ug/L	0.41
2-Methylnaphthalene	ND	0.20	ug/L	0.061
Hexachlorocyclopenta-diene	ND	10	ug/L	0.74
2,4,6-Trichloro-phenol	ND	5.0	ug/L	1.4
2,4,5-Trichloro-phenol	ND	5.0	ug/L	0.96
2-Chloronaphthalene	ND	1.0	ug/L	0.62
2-Nitroaniline	ND	2.0	ug/L	0.43

(Continued on next page)

Environmental Quality Mgt., Inc.

Client Sample ID: FWGWBGmw-007C-0495-GW

GC/MS Semivolatiles

Lot-Sample #...: A7G120101-023 Work Order #...: J2PC22AC Matrix.....: WG

PARAMETER	RESULT	REPORTING LIMIT	UNITS	MDL
Dimethyl phthalate	ND	1.0	ug/L	0.44
Acenaphthylene	ND	0.20	ug/L	0.054
2,6-Dinitrotoluene	ND	5.0	ug/L	0.47
3-Nitroaniline	ND	2.0	ug/L	0.67
Acenaphthene	ND	0.20	ug/L	0.054
2,4-Dinitrophenol	ND	5.0	ug/L	3.5
4-Nitrophenol	ND	5.0	ug/L	0.63
Dibenzofuran	ND	1.0	ug/L	0.54
2,4-Dinitrotoluene	ND	5.0	ug/L	0.40
Diethyl phthalate	ND	1.0	ug/L	0.63
4-Chlorophenyl phenyl ether	ND	2.0	ug/L	0.55
Fluorene	ND	0.20	ug/L	0.043
4-Nitroaniline	ND	2.0	ug/L	0.47
4,6-Dinitro-2-methylphenol	ND	5.0	ug/L	0.27
N-Nitrosodiphenylamine	ND	1.0	ug/L	0.46
4-Bromophenyl phenyl ether	ND	2.0	ug/L	0.52
Hexachlorobenzene	ND	0.20	ug/L	0.065
Pentachlorophenol	ND	5.0	ug/L	0.48
Phenanthrene	ND	0.20	ug/L	0.087
Anthracene	ND	0.20	ug/L	0.054
Carbazole	ND	1.0	ug/L	0.54
Di-n-butyl phthalate	ND	1.0	ug/L	0.61
Fluoranthene	ND	0.20	ug/L	0.036
Pyrene	ND	0.20	ug/L	0.048
Butyl benzyl phthalate	ND	1.0	ug/L	0.51
3,3'-Dichlorobenzidine	ND	5.0	ug/L	0.48
Benzo(a)anthracene	ND	0.20	ug/L	0.052
Chrysene	ND	0.20	ug/L	0.048
bis(2-Ethylhexyl) phthalate	**4.0 J,B**	**10**	**ug/L**	**0.88**
Di-n-octyl phthalate	ND	1.0	ug/L	0.39
Benzo(b)fluoranthene	ND	0.20	ug/L	0.049
Benzo(k)fluoranthene	ND	0.20	ug/L	0.049
Benzo(a)pyrene	ND	0.20	ug/L	0.048
Indeno(1,2,3-cd)pyrene	ND	0.20	ug/L	0.065
Dibenz(a,h)anthracene	ND	0.20	ug/L	0.039
Benzo(ghi)perylene	ND	0.20	ug/L	0.053

(Continued on next page)

Environmental Quality Mgt., Inc.

Client Sample ID: FWGWBGmw-007C-0495-GW

GC/MS Semivolatiles

Lot-Sample #...: A7G120101-023 Work Order #...: J2PC22AC Matrix.....: WG

SURROGATE	PERCENT RECOVERY	RECOVERY LIMITS
Nitrobenzene-d5	62	(32 - 112)
2-Fluorobiphenyl	60	(30 - 110)
Terphenyl-d14	92	(51 - 135)
Phenol-d5	63	(10 - 117)
2-Fluorophenol	40	(19 - 108)
2,4,6-Tribromophenol	82	(42 - 124)

NOTE(S):

J Estimated result. Result is less than RL.

B Method blank contamination. The associated method blank contains the target analyte at a reportable level.

Environmental Quality Mgt., Inc.

Client Sample ID: FWGBKGmw-013C-0466-GW

GC/MS Semivolatiles

Lot-Sample #...: A7G120101-025 Work Order #...: J2PC81AE Matrix.....: WG
Date Sampled...: 07/11/07 11:10 Date Received..: 07/12/07
Prep Date.....: 07/13/07 Analysis Date..: 07/24/07
Prep Batch #...: 7194031
Dilution Factor: 1 Initial Wgt/Vol: 920 mL Final Wgt/Vol..: 2 mL
Method.....: SW846 8270C

PARAMETER	RESULT	REPORTING LIMIT	UNITS	MDL
Benzoic acid	ND	10	ug/L	4.4
Benzyl alcohol	ND	5.0	ug/L	0.49
Phenol	ND	1.0	ug/L	0.96
bis(2-Chloroethyl)-ether	ND	1.0	ug/L	0.088
2-Chlorophenol	ND	1.0	ug/L	0.039
1,3-Dichlorobenzene	ND	1.0	ug/L	0.53
1,4-Dichlorobenzene	ND	1.0	ug/L	0.52
1,2-Dichlorobenzene	ND	1.0	ug/L	0.59
2-Methylphenol	ND	1.0	ug/L	0.56
2,2'-oxybis(1-Chloro-propane)	ND	1.0	ug/L	0.52
4-Methylphenol	ND	1.0	ug/L	0.64
N-Nitrosodi-n-propyl-amine	ND	1.0	ug/L	0.53
Hexachloroethane	ND	1.0	ug/L	0.58
Nitrobenzene	ND	1.0	ug/L	0.053
Isophorone	ND	1.0	ug/L	0.50
2-Nitrophenol	ND	2.0	ug/L	1.3
2,4-Dimethylphenol	ND	2.0	ug/L	0.56
bis(2-Chloroethoxy) methane	ND	1.0	ug/L	0.49
2,4-Dichlorophenol	ND	2.0	ug/L	1.1
1,2,4-Trichloro-benzene	ND	1.0	ug/L	0.59
Naphthalene	ND	0.20	ug/L	0.069
4-Chloroaniline	ND	2.0	ug/L	0.56
Hexachlorobutadiene	ND	1.0	ug/L	0.51
4-Chloro-3-methylphenol	ND	2.0	ug/L	0.41
2-Methylnaphthalene	ND	0.20	ug/L	0.061
Hexachlorocyclopenta-diene	ND	10	ug/L	0.74
2,4,6-Trichloro-phenol	ND	5.0	ug/L	1.4
2,4,5-Trichloro-phenol	ND	5.0	ug/L	0.96
2-Chloronaphthalene	ND	1.0	ug/L	0.62
2-Nitroaniline	ND	2.0	ug/L	0.43

(Continued on next page)

Environmental Quality Mgt., Inc.

Client Sample ID: FWGBKGmw-013C-0466-GW

GC/MS Semivolatiles

Lot-Sample #...: A7G120101-025 Work Order #...: J2PC81AE Matrix.....: WG

PARAMETER	RESULT	REPORTING LIMIT	UNITS	MDL
Dimethyl phthalate	ND	1.0	ug/L	0.44
Acenaphthylene	ND	0.20	ug/L	0.054
2,6-Dinitrotoluene	ND	5.0	ug/L	0.47
3-Nitroaniline	ND	2.0	ug/L	0.67
Acenaphthene	ND	0.20	ug/L	0.054
2,4-Dinitrophenol	ND	5.0	ug/L	3.5
4-Nitrophenol	ND	5.0	ug/L	0.63
Dibenzofuran	ND	1.0	ug/L	0.54
2,4-Dinitrotoluene	ND	5.0	ug/L	0.40
Diethyl phthalate	ND	1.0	ug/L	0.63
4-Chlorophenyl phenyl ether	ND	2.0	ug/L	0.55
Fluorene	ND	0.20	ug/L	0.043
4-Nitroaniline	ND	2.0	ug/L	0.47
4,6-Dinitro-2-methylphenol	ND	5.0	ug/L	0.27
N-Nitrosodiphenylamine	ND	1.0	ug/L	0.46
4-Bromophenyl phenyl ether	ND	2.0	ug/L	0.52
Hexachlorobenzene	ND	0.20	ug/L	0.065
Pentachlorophenol	ND	5.0	ug/L	0.48
Phenanthrene	ND	0.20	ug/L	0.087
Anthracene	ND	0.20	ug/L	0.054
Carbazole	ND	1.0	ug/L	0.54
Di-n-butyl phthalate	ND	1.0	ug/L	0.61
Fluoranthene	ND	0.20	ug/L	0.036
Pyrene	ND	0.20	ug/L	0.048
Butyl benzyl phthalate	ND	1.0	ug/L	0.51
3,3'-Dichlorobenzidine	ND	5.0	ug/L	0.48
Benzo(a)anthracene	ND	0.20	ug/L	0.052
Chrysene	ND	0.20	ug/L	0.048
bis(2-Ethylhexyl) phthalate	**3.5 J,B**	**10**	**ug/L**	**0.88**
Di-n-octyl phthalate	ND	1.0	ug/L	0.39
Benzo(b)fluoranthene	ND	0.20	ug/L	0.049
Benzo(k)fluoranthene	ND	0.20	ug/L	0.049
Benzo(a)pyrene	ND	0.20	ug/L	0.048
Indeno(1,2,3-cd)pyrene	ND	0.20	ug/L	0.065
Dibenz(a,h)anthracene	ND	0.20	ug/L	0.039
Benzo(ghi)perylene	ND	0.20	ug/L	0.053

(Continued on next page)

Environmental Quality Mgt., Inc.

Client Sample ID: FWGBKGmw-013C-0466-GW

GC/MS Semivolatiles

Lot-Sample #...: A7G120101-025 **Work Order #...:** J2PC81AE **Matrix.....:** WG

SURROGATE	PERCENT RECOVERY	RECOVERY LIMITS
Nitrobenzene-d5	57	(32 - 112)
2-Fluorobiphenyl	55	(30 - 110)
Terphenyl-d14	80	(51 - 135)
Phenol-d5	51	(10 - 117)
2-Fluorophenol	32	(19 - 108)
2,4,6-Tribromophenol	62	(42 - 124)

NOTE(S):

J Estimated result. Result is less than RL.

B Method blank contamination. The associated method blank contains the target analyte at a reportable level.

Environmental Quality Mgt., Inc.

Client Sample ID: FWGBKGmw-013C-0466-GW

GC/MS Semivolatiles

Lot-Sample #...: A7G120101-025 **Work Order #...:** J2PC82AE **Matrix.....:** WG
Date Sampled...: 07/11/07 11:10 **Date Received..:** 07/12/07
Prep Date.....: 07/27/07 **Analysis Date..:** 07/30/07
Prep Batch #...: 7208034
Dilution Factor: 1 **Initial Wgt/Vol:** 960 mL **Final Wgt/Vol..:** 2 mL
Method.....: SW846 8270C

PARAMETER	RESULT	REPORTING LIMIT	UNITS	MDL
Benzoic acid	ND	10	ug/L	4.4
Benzyl alcohol	ND	5.0	ug/L	0.49
Phenol	ND	1.0	ug/L	0.96
bis(2-Chloroethyl)-ether	ND	1.0	ug/L	0.088
2-Chlorophenol	ND	1.0	ug/L	0.039
1,3-Dichlorobenzene	ND	1.0	ug/L	0.53
1,4-Dichlorobenzene	ND	1.0	ug/L	0.52
1,2-Dichlorobenzene	ND	1.0	ug/L	0.59
2-Methylphenol	ND	1.0	ug/L	0.56
2,2'-oxybis(1-Chloro-propane)	ND	1.0	ug/L	0.52
4-Methylphenol	ND	1.0	ug/L	0.64
N-Nitrosodi-n-propyl-amine	ND	1.0	ug/L	0.53
Hexachloroethane	ND	1.0	ug/L	0.58
Nitrobenzene	ND	1.0	ug/L	0.053
Isophorone	ND	1.0	ug/L	0.50
2-Nitrophenol	ND	2.0	ug/L	1.3
2,4-Dimethylphenol	ND	2.0	ug/L	0.56
bis(2-Chloroethoxy) methane	ND	1.0	ug/L	0.49
2,4-Dichlorophenol	ND	2.0	ug/L	1.1
1,2,4-Trichloro-benzene	ND	1.0	ug/L	0.59
Naphthalene	ND	0.20	ug/L	0.069
4-Chloroaniline	ND	2.0	ug/L	0.56
Hexachlorobutadiene	ND	1.0	ug/L	0.51
4-Chloro-3-methylphenol	ND	2.0	ug/L	0.41
2-Methylnaphthalene	ND	0.20	ug/L	0.061
Hexachlorocyclopenta-diene	ND	10	ug/L	0.74
2,4,6-Trichloro-phenol	ND	5.0	ug/L	1.4
2,4,5-Trichloro-phenol	ND	5.0	ug/L	0.96
2-Chloronaphthalene	ND	1.0	ug/L	0.62
2-Nitroaniline	ND	2.0	ug/L	0.43

(Continued on next page)

Environmental Quality Mgt., Inc.

Client Sample ID: FWGBKGmw-013C-0466-GW

GC/MS Semivolatiles

Lot-Sample #...: A7G120101-025 **Work Order #...:** J2PC82AE **Matrix.....:** WG

PARAMETER	RESULT	REPORTING LIMIT	UNITS	MDL
Dimethyl phthalate	ND	1.0	ug/L	0.44
Acenaphthylene	ND	0.20	ug/L	0.054
2,6-Dinitrotoluene	ND	5.0	ug/L	0.47
3-Nitroaniline	ND	2.0	ug/L	0.67
Acenaphthene	ND	0.20	ug/L	0.054
2,4-Dinitrophenol	ND	5.0	ug/L	3.5
4-Nitrophenol	ND	5.0	ug/L	0.63
Dibenzofuran	ND	1.0	ug/L	0.54
2,4-Dinitrotoluene	ND	5.0	ug/L	0.40
Diethyl phthalate	ND	1.0	ug/L	0.63
4-Chlorophenyl phenyl ether	ND	2.0	ug/L	0.55
Fluorene	ND	0.20	ug/L	0.043
4-Nitroaniline	ND	2.0	ug/L	0.47
4,6-Dinitro-2-methylphenol	ND	5.0	ug/L	0.27
N-Nitrosodiphenylamine	ND	1.0	ug/L	0.46
4-Bromophenyl phenyl ether	ND	2.0	ug/L	0.52
Hexachlorobenzene	ND	0.20	ug/L	0.065
Pentachlorophenol	ND	5.0	ug/L	0.48
Phenanthrene	ND	0.20	ug/L	0.087
Anthracene	ND	0.20	ug/L	0.054
Carbazole	ND	1.0	ug/L	0.54
Di-n-butyl phthalate	ND	1.0	ug/L	0.61
Fluoranthene	ND	0.20	ug/L	0.036
Pyrene	ND	0.20	ug/L	0.048
Butyl benzyl phthalate	ND	1.0	ug/L	0.51
3,3'-Dichlorobenzidine	ND	5.0	ug/L	0.48
Benzo(a)anthracene	ND	0.20	ug/L	0.052
Chrysene	ND	0.20	ug/L	0.048
bis(2-Ethylhexyl) phthalate	**3.4 J,B**	**10**	**ug/L**	**0.88**
Di-n-octyl phthalate	ND	1.0	ug/L	0.39
Benzo(b)fluoranthene	ND	0.20	ug/L	0.049
Benzo(k)fluoranthene	ND	0.20	ug/L	0.049
Benzo(a)pyrene	ND	0.20	ug/L	0.048
Indeno(1,2,3-cd)pyrene	ND	0.20	ug/L	0.065
Dibenz(a,h)anthracene	ND	0.20	ug/L	0.039
Benzo(ghi)perylene	ND	0.20	ug/L	0.053

(Continued on next page)

Environmental Quality Mgt., Inc.

Client Sample ID: FWGBKGmw-013C-0466-GW

GC/MS Semivolatiles

Lot-Sample #...: A7G120101-025 **Work Order #...:** J2PC82AE **Matrix.....:** WG

SURROGATE	PERCENT RECOVERY	RECOVERY LIMITS
Nitrobenzene-d5	57	(32 - 112)
2-Fluorobiphenyl	50	(30 - 110)
Terphenyl-d14	92	(51 - 135)
Phenol-d5	54	(10 - 117)
2-Fluorophenol	34	(19 - 108)
2,4,6-Tribromophenol	65	(42 - 124)

NOTE(S):

J Estimated result. Result is less than RL.

B Method blank contamination. The associated method blank contains the target analyte at a reportable level.

Environmental Quality Mgt., Inc.

Client Sample ID: FWGLL11mw-002C-0478-GW

GC/MS Semivolatiles

Lot-Sample #...: A7G120101-027 **Work Order #...:** J2PDC1AC **Matrix.....:** WG
Date Sampled...: 07/11/07 14:40 **Date Received..:** 07/12/07
Prep Date.....: 07/13/07 **Analysis Date..:** 07/30/07
Prep Batch #...: 7194031
Dilution Factor: 1 **Initial Wgt/Vol:** 900 mL **Final Wgt/Vol..:** 2 mL
Method.....: SW846 8270C

PARAMETER	RESULT	REPORTING LIMIT	UNITS	MDL
Benzoic acid	ND	10	ug/L	4.4
Benzyl alcohol	ND	5.0	ug/L	0.49
Phenol	ND	1.0	ug/L	0.96
bis(2-Chloroethyl)-ether	ND	1.0	ug/L	0.088
2-Chlorophenol	ND	1.0	ug/L	0.039
1,3-Dichlorobenzene	ND	1.0	ug/L	0.53
1,4-Dichlorobenzene	ND	1.0	ug/L	0.52
1,2-Dichlorobenzene	ND	1.0	ug/L	0.59
2-Methylphenol	ND	1.0	ug/L	0.56
2,2'-oxybis(1-Chloro-propane)	ND	1.0	ug/L	0.52
4-Methylphenol	ND	1.0	ug/L	0.64
N-Nitrosodi-n-propyl-amine	ND	1.0	ug/L	0.53
Hexachloroethane	ND	1.0	ug/L	0.58
Nitrobenzene	ND	1.0	ug/L	0.053
Isophorone	ND	1.0	ug/L	0.50
2-Nitrophenol	ND	2.0	ug/L	1.3
2,4-Dimethylphenol	ND	2.0	ug/L	0.56
bis(2-Chloroethoxy) methane	ND	1.0	ug/L	0.49
2,4-Dichlorophenol	ND	2.0	ug/L	1.1
1,2,4-Trichloro-benzene	ND	1.0	ug/L	0.59
Naphthalene	ND	0.20	ug/L	0.069
4-Chloroaniline	ND	2.0	ug/L	0.56
Hexachlorobutadiene	ND	1.0	ug/L	0.51
4-Chloro-3-methylphenol	ND	2.0	ug/L	0.41
2-Methylnaphthalene	ND	0.20	ug/L	0.061
Hexachlorocyclopenta-diene	ND	10	ug/L	0.74
2,4,6-Trichloro-phenol	ND	5.0	ug/L	1.4
2,4,5-Trichloro-phenol	ND	5.0	ug/L	0.96
2-Chloronaphthalene	ND	1.0	ug/L	0.62
2-Nitroaniline	ND	2.0	ug/L	0.43

(Continued on next page)

Environmental Quality Mgt., Inc.

Client Sample ID: FWGLL11mw-002C-0478-GW

GC/MS Semivolatiles

Lot-Sample #...: A7G120101-027 **Work Order #...:** J2PDC1AC **Matrix.....:** WG

PARAMETER	RESULT	REPORTING LIMIT	UNITS	MDL
Dimethyl phthalate	ND	1.0	ug/L	0.44
Acenaphthylene	ND	0.20	ug/L	0.054
2,6-Dinitrotoluene	ND	5.0	ug/L	0.47
3-Nitroaniline	ND	2.0	ug/L	0.67
Acenaphthene	ND	0.20	ug/L	0.054
2,4-Dinitrophenol	ND	5.0	ug/L	3.5
4-Nitrophenol	ND	5.0	ug/L	0.63
Dibenzofuran	ND	1.0	ug/L	0.54
2,4-Dinitrotoluene	ND	5.0	ug/L	0.40
Diethyl phthalate	**1.3**	**1.0**	**ug/L**	**0.63**
4-Chlorophenyl phenyl ether	ND	2.0	ug/L	0.55
Fluorene	ND	0.20	ug/L	0.043
4-Nitroaniline	ND	2.0	ug/L	0.47
4,6-Dinitro-2-methylphenol	ND	5.0	ug/L	0.27
N-Nitrosodiphenylamine	ND	1.0	ug/L	0.46
4-Bromophenyl phenyl ether	ND	2.0	ug/L	0.52
Hexachlorobenzene	ND	0.20	ug/L	0.065
Pentachlorophenol	ND	5.0	ug/L	0.48
Phenanthrene	ND	0.20	ug/L	0.087
Anthracene	ND	0.20	ug/L	0.054
Carbazole	ND	1.0	ug/L	0.54
Di-n-butyl phthalate	ND	1.0	ug/L	0.61
Fluoranthene	ND	0.20	ug/L	0.036
Pyrene	ND	0.20	ug/L	0.048
Butyl benzyl phthalate	ND	1.0	ug/L	0.51
3,3'-Dichlorobenzidine	ND	5.0	ug/L	0.48
Benzo(a)anthracene	ND	0.20	ug/L	0.052
Chrysene	ND	0.20	ug/L	0.048
bis(2-Ethylhexyl) phthalate	**1.7 J,B**	**10**	**ug/L**	**0.88**
Di-n-octyl phthalate	ND	1.0	ug/L	0.39
Benzo(b)fluoranthene	ND	0.20	ug/L	0.049
Benzo(k)fluoranthene	ND	0.20	ug/L	0.049
Benzo(a)pyrene	ND	0.20	ug/L	0.048
Indeno(1,2,3-cd)pyrene	ND	0.20	ug/L	0.065
Dibenz(a,h)anthracene	ND	0.20	ug/L	0.039
Benzo(ghi)perylene	ND	0.20	ug/L	0.053

(Continued on next page)

Environmental Quality Mgt., Inc.

Client Sample ID: FWGLL11mw-002C-0478-GW

GC/MS Semivolatiles

Lot-Sample #...: A7G120101-027 Work Order #...: J2PDC1AC Matrix.....: WG

SURROGATE	PERCENT RECOVERY	RECOVERY LIMITS
Nitrobenzene-d5	64	(32 - 112)
2-Fluorobiphenyl	59	(30 - 110)
Terphenyl-d14	86	(51 - 135)
Phenol-d5	58	(10 - 117)
2-Fluorophenol	43	(19 - 108)
2,4,6-Tribromophenol	77	(42 - 124)

NOTE(S):

J Estimated result. Result is less than RL.

B Method blank contamination. The associated method blank contains the target analyte at a reportable level.

Environmental Quality Mgt., Inc.

Client Sample ID: FWGLL11mw-002C-0478-GW

GC/MS Semivolatiles

Lot-Sample #...: A7G120101-027 **Work Order #...:** J2PDC2AC **Matrix.....:** WG
Date Sampled...: 07/11/07 14:40 **Date Received..:** 07/12/07
Prep Date.....: 07/27/07 **Analysis Date..:** 07/31/07
Prep Batch #...: 7208034
Dilution Factor: 1 **Initial Wgt/Vol:** 920 mL **Final Wgt/Vol..:** 2 mL
Method.....: SW846 8270C

PARAMETER	RESULT	REPORTING LIMIT	UNITS	MDL
Benzoic acid	ND	10	ug/L	4.4
Benzyl alcohol	ND	5.0	ug/L	0.49
Phenol	ND	1.0	ug/L	0.96
bis(2-Chloroethyl)-ether	ND	1.0	ug/L	0.088
2-Chlorophenol	ND	1.0	ug/L	0.039
1,3-Dichlorobenzene	ND	1.0	ug/L	0.53
1,4-Dichlorobenzene	ND	1.0	ug/L	0.52
1,2-Dichlorobenzene	ND	1.0	ug/L	0.59
2-Methylphenol	ND	1.0	ug/L	0.56
2,2'-oxybis(1-Chloro-propane)	ND	1.0	ug/L	0.52
4-Methylphenol	ND	1.0	ug/L	0.64
N-Nitrosodi-n-propyl-amine	ND	1.0	ug/L	0.53
Hexachloroethane	ND	1.0	ug/L	0.58
Nitrobenzene	ND	1.0	ug/L	0.053
Isophorone	ND	1.0	ug/L	0.50
2-Nitrophenol	ND	2.0	ug/L	1.3
2,4-Dimethylphenol	ND	2.0	ug/L	0.56
bis(2-Chloroethoxy) methane	ND	1.0	ug/L	0.49
2,4-Dichlorophenol	ND	2.0	ug/L	1.1
1,2,4-Trichloro-benzene	ND	1.0	ug/L	0.59
Naphthalene	ND	0.20	ug/L	0.069
4-Chloroaniline	ND	2.0	ug/L	0.56
Hexachlorobutadiene	ND	1.0	ug/L	0.51
4-Chloro-3-methylphenol	ND	2.0	ug/L	0.41
2-Methylnaphthalene	ND	0.20	ug/L	0.061
Hexachlorocyclopenta-diene	ND	10	ug/L	0.74
2,4,6-Trichloro-phenol	ND	5.0	ug/L	1.4
2,4,5-Trichloro-phenol	ND	5.0	ug/L	0.96
2-Chloronaphthalene	ND	1.0	ug/L	0.62
2-Nitroaniline	ND	2.0	ug/L	0.43

(Continued on next page)

Environmental Quality Mgt., Inc.

Client Sample ID: FWGLL11mw-002C-0478-GW

GC/MS Semivolatiles

Lot-Sample #...: A7G120101-027 Work Order #...: J2PDC2AC Matrix.....: WG

PARAMETER	RESULT	REPORTING LIMIT	UNITS	MDL
Dimethyl phthalate	ND	1.0	ug/L	0.44
Acenaphthylene	ND	0.20	ug/L	0.054
2,6-Dinitrotoluene	ND	5.0	ug/L	0.47
3-Nitroaniline	ND	2.0	ug/L	0.67
Acenaphthene	ND	0.20	ug/L	0.054
2,4-Dinitrophenol	ND	5.0	ug/L	3.5
4-Nitrophenol	ND	5.0	ug/L	0.63
Dibenzofuran	ND	1.0	ug/L	0.54
2,4-Dinitrotoluene	ND	5.0	ug/L	0.40
Diethyl phthalate	**0.78 J**	**1.0**	**ug/L**	**0.63**
4-Chlorophenyl phenyl ether	ND	2.0	ug/L	0.55
Fluorene	ND	0.20	ug/L	0.043
4-Nitroaniline	ND	2.0	ug/L	0.47
4,6-Dinitro-2-methylphenol	ND	5.0	ug/L	0.27
N-Nitrosodiphenylamine	ND	1.0	ug/L	0.46
4-Bromophenyl phenyl ether	ND	2.0	ug/L	0.52
Hexachlorobenzene	ND	0.20	ug/L	0.065
Pentachlorophenol	ND	5.0	ug/L	0.48
Phenanthrene	ND	0.20	ug/L	0.087
Anthracene	ND	0.20	ug/L	0.054
Carbazole	ND	1.0	ug/L	0.54
Di-n-butyl phthalate	ND	1.0	ug/L	0.61
Fluoranthene	ND	0.20	ug/L	0.036
Pyrene	ND	0.20	ug/L	0.048
Butyl benzyl phthalate	ND	1.0	ug/L	0.51
3,3'-Dichlorobenzidine	ND	5.0	ug/L	0.48
Benzo(a)anthracene	ND	0.20	ug/L	0.052
Chrysene	ND	0.20	ug/L	0.048
bis(2-Ethylhexyl) phthalate	**5.7 J,B**	**10**	**ug/L**	**0.88**
Di-n-octyl phthalate	ND	1.0	ug/L	0.39
Benzo(b)fluoranthene	ND	0.20	ug/L	0.049
Benzo(k)fluoranthene	ND	0.20	ug/L	0.049
Benzo(a)pyrene	ND	0.20	ug/L	0.048
Indeno(1,2,3-cd)pyrene	ND	0.20	ug/L	0.065
Dibenz(a,h)anthracene	ND	0.20	ug/L	0.039
Benzo(ghi)perylene	ND	0.20	ug/L	0.053

(Continued on next page)

Environmental Quality Mgt., Inc.

Client Sample ID: FWGLL11mw-002C-0478-GW

GC/MS Semivolatiles

Lot-Sample #...: A7G120101-027 Work Order #...: J2PDC2AC Matrix.....: WG

SURROGATE	PERCENT RECOVERY	RECOVERY LIMITS
Nitrobenzene-d5	57	(32 - 112)
2-Fluorobiphenyl	54	(30 - 110)
Terphenyl-d14	96	(51 - 135)
Phenol-d5	42	(10 - 117)
2-Fluorophenol	14 *	(19 - 108)
2,4,6-Tribromophenol	62	(42 - 124)

NOTE(S):

* Surrogate recovery is outside stated control limits.

J Estimated result. Result is less than RL.

B Method blank contamination. The associated method blank contains the target analyte at a reportable level.

Environmental Quality Mgt., Inc.

Client Sample ID: FWGEQUIPRinse3-0503-GW

GC/MS Semivolatiles

Lot-Sample #...: A7G120101-029 Work Order #...: J2PDE1AC Matrix.....: WQ
Date Sampled...: 07/11/07 15:30 Date Received..: 07/12/07
Prep Date.....: 07/13/07 Analysis Date..: 07/30/07
Prep Batch #...: 7194031
Dilution Factor: 1 Initial Wgt/Vol: 920 mL Final Wgt/Vol..: 2 mL
Method.....: SW846 8270C

PARAMETER	RESULT	REPORTING LIMIT	UNITS	MDL
Benzoic acid	ND	10	ug/L	4.4
Benzyl alcohol	ND	5.0	ug/L	0.49
Phenol	ND	1.0	ug/L	0.96
bis(2-Chloroethyl)-ether	ND	1.0	ug/L	0.088
2-Chlorophenol	ND	1.0	ug/L	0.039
1,3-Dichlorobenzene	ND	1.0	ug/L	0.53
1,4-Dichlorobenzene	ND	1.0	ug/L	0.52
1,2-Dichlorobenzene	ND	1.0	ug/L	0.59
2-Methylphenol	ND	1.0	ug/L	0.56
2,2'-oxybis(1-Chloro-propane)	ND	1.0	ug/L	0.52
4-Methylphenol	ND	1.0	ug/L	0.64
N-Nitrosodi-n-propyl-amine	ND	1.0	ug/L	0.53
Hexachloroethane	ND	1.0	ug/L	0.58
Nitrobenzene	ND	1.0	ug/L	0.053
Isophorone	ND	1.0	ug/L	0.50
2-Nitrophenol	ND	2.0	ug/L	1.3
2,4-Dimethylphenol	ND	2.0	ug/L	0.56
bis(2-Chloroethoxy) methane	ND	1.0	ug/L	0.49
2,4-Dichlorophenol	ND	2.0	ug/L	1.1
1,2,4-Trichloro-benzene	ND	1.0	ug/L	0.59
Naphthalene	ND	0.20	ug/L	0.069
4-Chloroaniline	ND	2.0	ug/L	0.56
Hexachlorobutadiene	ND	1.0	ug/L	0.51
4-Chloro-3-methylphenol	ND	2.0	ug/L	0.41
2-Methylnaphthalene	ND	0.20	ug/L	0.061
Hexachlorocyclopenta-diene	ND	10	ug/L	0.74
2,4,6-Trichloro-phenol	ND	5.0	ug/L	1.4
2,4,5-Trichloro-phenol	ND	5.0	ug/L	0.96
2-Chloronaphthalene	ND	1.0	ug/L	0.62
2-Nitroaniline	ND	2.0	ug/L	0.43

(Continued on next page)

Environmental Quality Mgt., Inc.

Client Sample ID: FWGEQUIPRinse3-0503-GW

GC/MS Semivolatiles

Lot-Sample #...: A7G120101-029 **Work Order #...:** J2PDE1AC **Matrix.....:** WQ

PARAMETER	RESULT	REPORTING LIMIT	UNITS	MDL
Dimethyl phthalate	ND	1.0	ug/L	0.44
Acenaphthylene	ND	0.20	ug/L	0.054
2,6-Dinitrotoluene	ND	5.0	ug/L	0.47
3-Nitroaniline	ND	2.0	ug/L	0.67
Acenaphthene	ND	0.20	ug/L	0.054
2,4-Dinitrophenol	ND	5.0	ug/L	3.5
4-Nitrophenol	ND	5.0	ug/L	0.63
Dibenzofuran	ND	1.0	ug/L	0.54
2,4-Dinitrotoluene	ND	5.0	ug/L	0.40
Diethyl phthalate	ND	1.0	ug/L	0.63
4-Chlorophenyl phenyl ether	ND	2.0	ug/L	0.55
Fluorene	ND	0.20	ug/L	0.043
4-Nitroaniline	ND	2.0	ug/L	0.47
4,6-Dinitro-2-methylphenol	ND	5.0	ug/L	0.27
N-Nitrosodiphenylamine	ND	1.0	ug/L	0.46
4-Bromophenyl phenyl ether	ND	2.0	ug/L	0.52
Hexachlorobenzene	ND	0.20	ug/L	0.065
Pentachlorophenol	ND	5.0	ug/L	0.48
Phenanthrene	ND	0.20	ug/L	0.087
Anthracene	ND	0.20	ug/L	0.054
Carbazole	ND	1.0	ug/L	0.54
Di-n-butyl phthalate	ND	1.0	ug/L	0.61
Fluoranthene	ND	0.20	ug/L	0.036
Pyrene	ND	0.20	ug/L	0.048
Butyl benzyl phthalate	ND	1.0	ug/L	0.51
3,3'-Dichlorobenzidine	ND	5.0	ug/L	0.48
Benzo(a)anthracene	ND	0.20	ug/L	0.052
Chrysene	ND	0.20	ug/L	0.048
bis(2-Ethylhexyl) phthalate	**2.3 J,B**	**10**	**ug/L**	**0.88**
Di-n-octyl phthalate	ND	1.0	ug/L	0.39
Benzo(b)fluoranthene	ND	0.20	ug/L	0.049
Benzo(k)fluoranthene	ND	0.20	ug/L	0.049
Benzo(a)pyrene	ND	0.20	ug/L	0.048
Indeno(1,2,3-cd)pyrene	ND	0.20	ug/L	0.065
Dibenz(a,h)anthracene	ND	0.20	ug/L	0.039
Benzo(ghi)perylene	ND	0.20	ug/L	0.053

(Continued on next page)

Environmental Quality Mgt., Inc.

Client Sample ID: FWGEQUIPRinse3-0503-GW

GC/MS Semivolatiles

Lot-Sample #...: A7G120101-029 **Work Order #...:** J2PDE1AC **Matrix.....:** WQ

SURROGATE	PERCENT RECOVERY	RECOVERY LIMITS
Nitrobenzene-d5	79	(32 - 112)
2-Fluorobiphenyl	70	(30 - 110)
Terphenyl-d14	93	(51 - 135)
Phenol-d5	67	(10 - 117)
2-Fluorophenol	42	(19 - 108)
2,4,6-Tribromophenol	84	(42 - 124)

NOTE(S):

J Estimated result. Result is less than RL.

B Method blank contamination. The associated method blank contains the target analyte at a reportable level.

Environmental Quality Mgt., Inc.

Client Sample ID: FWGEQUIPRinse3-0503-GW

GC/MS Semivolatiles

Lot-Sample #...: A7G120101-029 **Work Order #...:** J2PDE2AC **Matrix.....:** WQ
Date Sampled...: 07/11/07 15:30 **Date Received..:** 07/12/07
Prep Date.....: 07/27/07 **Analysis Date..:** 07/31/07
Prep Batch #...: 7208034
Dilution Factor: 1 **Initial Wgt/Vol:** 900 mL **Final Wgt/Vol..:** 2 mL
Method.....: SW846 8270C

PARAMETER	RESULT	REPORTING LIMIT	UNITS	MDL
Benzoic acid	ND	10	ug/L	4.4
Benzyl alcohol	ND	5.0	ug/L	0.49
Phenol	ND	1.0	ug/L	0.96
bis(2-Chloroethyl)-ether	ND	1.0	ug/L	0.088
2-Chlorophenol	ND	1.0	ug/L	0.039
1,3-Dichlorobenzene	ND	1.0	ug/L	0.53
1,4-Dichlorobenzene	ND	1.0	ug/L	0.52
1,2-Dichlorobenzene	ND	1.0	ug/L	0.59
2-Methylphenol	ND	1.0	ug/L	0.56
2,2'-oxybis(1-Chloro-propane)	ND	1.0	ug/L	0.52
4-Methylphenol	ND	1.0	ug/L	0.64
N-Nitrosodi-n-propyl-amine	ND	1.0	ug/L	0.53
Hexachloroethane	ND	1.0	ug/L	0.58
Nitrobenzene	ND	1.0	ug/L	0.053
Isophorone	ND	1.0	ug/L	0.50
2-Nitrophenol	ND	2.0	ug/L	1.3
2,4-Dimethylphenol	ND	2.0	ug/L	0.56
bis(2-Chloroethoxy) methane	ND	1.0	ug/L	0.49
2,4-Dichlorophenol	ND	2.0	ug/L	1.1
1,2,4-Trichloro-benzene	ND	1.0	ug/L	0.59
Naphthalene	ND	0.20	ug/L	0.069
4-Chloroaniline	ND	2.0	ug/L	0.56
Hexachlorobutadiene	ND	1.0	ug/L	0.51
4-Chloro-3-methylphenol	ND	2.0	ug/L	0.41
2-Methylnaphthalene	ND	0.20	ug/L	0.061
Hexachlorocyclopenta-diene	ND	10	ug/L	0.74
2,4,6-Trichloro-phenol	ND	5.0	ug/L	1.4
2,4,5-Trichloro-phenol	ND	5.0	ug/L	0.96
2-Chloronaphthalene	ND	1.0	ug/L	0.62
2-Nitroaniline	ND	2.0	ug/L	0.43

(Continued on next page)

Environmental Quality Mgt., Inc.

Client Sample ID: FWGEQUIPRinse3-0503-GW

GC/MS Semivolatiles

Lot-Sample #...: A7G120101-029 Work Order #...: J2PDE2AC Matrix.....: WQ

PARAMETER	RESULT	REPORTING LIMIT	UNITS	MDL
Dimethyl phthalate	ND	1.0	ug/L	0.44
Acenaphthylene	ND	0.20	ug/L	0.054
2,6-Dinitrotoluene	ND	5.0	ug/L	0.47
3-Nitroaniline	ND	2.0	ug/L	0.67
Acenaphthene	ND	0.20	ug/L	0.054
2,4-Dinitrophenol	ND	5.0	ug/L	3.5
4-Nitrophenol	ND	5.0	ug/L	0.63
Dibenzofuran	ND	1.0	ug/L	0.54
2,4-Dinitrotoluene	ND	5.0	ug/L	0.40
Diethyl phthalate	ND	1.0	ug/L	0.63
4-Chlorophenyl phenyl ether	ND	2.0	ug/L	0.55
Fluorene	ND	0.20	ug/L	0.043
4-Nitroaniline	ND	2.0	ug/L	0.47
4,6-Dinitro-2-methylphenol	ND	5.0	ug/L	0.27
N-Nitrosodiphenylamine	ND	1.0	ug/L	0.46
4-Bromophenyl phenyl ether	ND	2.0	ug/L	0.52
Hexachlorobenzene	ND	0.20	ug/L	0.065
Pentachlorophenol	ND	5.0	ug/L	0.48
Phenanthrene	ND	0.20	ug/L	0.087
Anthracene	ND	0.20	ug/L	0.054
Carbazole	ND	1.0	ug/L	0.54
Di-n-butyl phthalate	ND	1.0	ug/L	0.61
Fluoranthene	ND	0.20	ug/L	0.036
Pyrene	ND	0.20	ug/L	0.048
Butyl benzyl phthalate	ND	1.0	ug/L	0.51
3,3'-Dichlorobenzidine	ND	5.0	ug/L	0.48
Benzo(a)anthracene	ND	0.20	ug/L	0.052
Chrysene	ND	0.20	ug/L	0.048
bis(2-Ethylhexyl) phthalate	**6.0 J,B**	**10**	**ug/L**	**0.88**
Di-n-octyl phthalate	ND	1.0	ug/L	0.39
Benzo(b)fluoranthene	ND	0.20	ug/L	0.049
Benzo(k)fluoranthene	ND	0.20	ug/L	0.049
Benzo(a)pyrene	ND	0.20	ug/L	0.048
Indeno(1,2,3-cd)pyrene	ND	0.20	ug/L	0.065
Dibenz(a,h)anthracene	ND	0.20	ug/L	0.039
Benzo(ghi)perylene	ND	0.20	ug/L	0.053

(Continued on next page)

Environmental Quality Mgt., Inc.

Client Sample ID: FWGEQUIPRinse3-0503-GW

GC/MS Semivolatiles

Lot-Sample #...: A7G120101-029 Work Order #...: J2PDE2AC Matrix.....: WQ

SURROGATE	PERCENT RECOVERY	RECOVERY LIMITS
Nitrobenzene-d5	63	(32 - 112)
2-Fluorobiphenyl	58	(30 - 110)
Terphenyl-d14	95	(51 - 135)
Phenol-d5	61	(10 - 117)
2-Fluorophenol	36	(19 - 108)
2,4,6-Tribromophenol	71	(42 - 124)

NOTE(S):

J Estimated result. Result is less than RL.

B Method blank contamination. The associated method blank contains the target analyte at a reportable level.

QC Outlier Report: Holding Times

Lab Report Batch: A7G120101 **Lab ID:** STLCAN

					Actual Holding Time			Criteria				Reported Dates (and Times)		
Client Sample ID	Lab Sample ID	Analysis Method	Matrix	Prep Method	Coll To Prep	Prep To Ana	Coll To Ana	Coll To Prep	Prep To Ana	Coll To Ana	Unit of Meas	Collection Date	Preparation Date	Analysis Date
FWGBKGmw-010C-0	A7G120101018	8270C	AQ	3520C	17.0	4.0		7	40		Days	07/10/2007	07/27/2007	07/31/2007
		8270C	AQ	3520C	17.0	4.0		7	40		Days	07/10/2007	07/27/2007	07/31/2007
FWGBKGmw-013C-0	A7G120101025	8270C	AQ	3520C	16.0	3.0		7	40		Days	07/11/2007	07/27/2007	07/30/2007
		8270C	AQ	3520C	16.0	3.0		7	40		Days	07/11/2007	07/27/2007	07/30/2007
FWGBKGmw-013C-0	A7G120101025S	8270C	AQ	3520C	16.0	3.0		7	40		Days	07/11/2007	07/27/2007	07/30/2007
		8270C	AQ	3520C	16.0	3.0		7	40		Days	07/11/2007	07/27/2007	07/30/2007
FWGBKGmw-013C-0	A7G120101025D	8270C	AQ	3520C	16.0	3.0		7	40		Days	07/11/2007	07/27/2007	07/30/2007
		8270C	AQ	3520C	16.0	3.0		7	40		Days	07/11/2007	07/27/2007	07/30/2007
FWGBKGmw-020C-0	A7G120101003	8270C	AQ	3520C	16.0	4.0		7	40		Days	07/11/2007	07/27/2007	07/31/2007
		8270C	AQ	3520C	16.0	4.0		7	40		Days	07/11/2007	07/27/2007	07/31/2007
FWGBKGmw-DUP1-	A7G120101005	8270C	AQ	3520C	16.0	4.0		7	40		Days	07/11/2007	07/27/2007	07/31/2007
		8270C	AQ	3520C	16.0	4.0		7	40		Days	07/11/2007	07/27/2007	07/31/2007
FWGEQUIPRinse3-0	A7G120101029	8270C	AQ	3520C	16.0	4.0		7	40		Days	07/11/2007	07/27/2007	07/31/2007
		8270C	AQ	3520C	16.0	4.0		7	40		Days	07/11/2007	07/27/2007	07/31/2007
FWGLL11mw-002C-0	A7G120101027	8270C	AQ	3520C	16.0	4.0		7	40		Days	07/11/2007	07/27/2007	07/31/2007
		8270C	AQ	3520C	16.0	4.0		7	40		Days	07/11/2007	07/27/2007	07/31/2007
FWGLL11mw-007C-0	A7G120101007	8270C	AQ	3520C	16.0	4.0		7	40		Days	07/11/2007	07/27/2007	07/31/2007
		8270C	AQ	3520C	16.0	4.0		7	40		Days	07/11/2007	07/27/2007	07/31/2007
FWGLL11mw-DUP4-	A7G120101009	8270C	AQ	3520C	16.0	4.0		7	40		Days	07/11/2007	07/27/2007	07/31/2007
		8270C	AQ	3520C	16.0	4.0		7	40		Days	07/11/2007	07/27/2007	07/31/2007
FWGLL3mw-238C-04	A7G120101014	8270C	AQ	3520C	16.0	4.0		7	40		Days	07/11/2007	07/27/2007	07/31/2007
		8270C	AQ	3520C	16.0	4.0		7	40		Days	07/11/2007	07/27/2007	07/31/2007

QC Outlier Report: Holding Times

Lab Report Batch: A7G120101

Lab ID: STLCAN

					Actual Holding Time			Criteria				Reported Dates (and Times)		
Client Sample ID	Lab Sample ID	Analysis Method	Matrix	Prep Method	Coll To Prep	Prep To Ana	Coll To Ana	Coll To Prep	Prep To Ana	Coll To Ana	Unit of Meas	Collection Date	Preparation Date	Analysis Date
FWGLL3mw-242C-04	A7G120101019	8270C	AQ	3520C	16.0	4.0		7	40		Days	07/11/2007	07/27/2007	07/31/2007
		8270C	AQ	3520C	16.0	4.0		7	40		Days	07/11/2007	07/27/2007	07/31/2007
FWGWBGmw-006C-	A7G120101012	8270C	AQ	3520C	16.0	4.0		7	40		Days	07/11/2007	07/27/2007	07/31/2007
		8270C	AQ	3520C	16.0	4.0		7	40		Days	07/11/2007	07/27/2007	07/31/2007
FWGWBGmw-007C-	A7G120101023	8270C	AQ	3520C	16.0	4.0		7	40		Days	07/11/2007	07/27/2007	07/31/2007
		8270C	AQ	3520C	16.0	4.0		7	40		Days	07/11/2007	07/27/2007	07/31/2007
FWGWBGmw-009C-	A7G120101001	8270C	AQ	3520C	16.0	4.0		7	40		Days	07/11/2007	07/27/2007	07/31/2007
		8270C	AQ	3520C	16.0	4.0		7	40		Days	07/11/2007	07/27/2007	07/31/2007

METHOD BLANK REPORT

GC/MS Semivolatiles

Client Lot #...: A7G120101 **Work Order #...:** J2R831AA **Matrix.....:** WATER
MB Lot-Sample #: A7G130000-031

Prep Date.....: 07/13/07 **Final Wgt/Vol..:** 2 mL
Analysis Date..: 07/24/07 **Prep Batch #...:** 7194031
Dilution Factor: 1 **Initial Wgt/Vol:** 1000 mL

PARAMETER	RESULT	REPORTING LIMIT	UNITS	METHOD
Benzoic acid	ND	10	ug/L	SW846 8270C
Benzyl alcohol	ND	5.0	ug/L	SW846 8270C
Phenol	ND	1.0	ug/L	SW846 8270C
bis(2-Chloroethyl)-ether	ND	1.0	ug/L	SW846 8270C
2-Chlorophenol	ND	1.0	ug/L	SW846 8270C
1,3-Dichlorobenzene	ND	1.0	ug/L	SW846 8270C
1,4-Dichlorobenzene	ND	1.0	ug/L	SW846 8270C
1,2-Dichlorobenzene	ND	1.0	ug/L	SW846 8270C
2-Methylphenol	ND	1.0	ug/L	SW846 8270C
2,2'-oxybis(1-Chloro-propane)	ND	1.0	ug/L	SW846 8270C
4-Methylphenol	ND	1.0	ug/L	SW846 8270C
N-Nitrosodi-n-propyl-amine	ND	1.0	ug/L	SW846 8270C
Hexachloroethane	ND	1.0	ug/L	SW846 8270C
Nitrobenzene	ND	1.0	ug/L	SW846 8270C
Isophorone	ND	1.0	ug/L	SW846 8270C
2-Nitrophenol	ND	2.0	ug/L	SW846 8270C
2,4-Dimethylphenol	ND	2.0	ug/L	SW846 8270C
bis(2-Chloroethoxy) methane	ND	1.0	ug/L	SW846 8270C
2,4-Dichlorophenol	ND	2.0	ug/L	SW846 8270C
1,2,4-Trichloro-benzene	ND	1.0	ug/L	SW846 8270C
Naphthalene	ND	0.20	ug/L	SW846 8270C
4-Chloroaniline	ND	2.0	ug/L	SW846 8270C
Hexachlorobutadiene	ND	1.0	ug/L	SW846 8270C
4-Chloro-3-methylphenol	ND	2.0	ug/L	SW846 8270C
2-Methylnaphthalene	ND	0.20	ug/L	SW846 8270C
Hexachlorocyclopenta-diene	ND	10	ug/L	SW846 8270C
2,4,6-Trichloro-phenol	ND	5.0	ug/L	SW846 8270C
2,4,5-Trichloro-phenol	ND	5.0	ug/L	SW846 8270C
2-Chloronaphthalene	ND	1.0	ug/L	SW846 8270C
2-Nitroaniline	ND	2.0	ug/L	SW846 8270C
Dimethyl phthalate	ND	1.0	ug/L	SW846 8270C
Acenaphthylene	ND	0.20	ug/L	SW846 8270C
2,6-Dinitrotoluene	ND	5.0	ug/L	SW846 8270C

(Continued on next page)

METHOD BLANK REPORT

GC/MS Semivolatiles

Client Lot #...: A7G120101 **Work Order #...:** J2R831AA **Matrix.....:** WATER

PARAMETER	RESULT	REPORTING LIMIT	UNITS	METHOD
3-Nitroaniline	ND	2.0	ug/L	SW846 8270C
Acenaphthene	ND	0.20	ug/L	SW846 8270C
2,4-Dinitrophenol	ND	5.0	ug/L	SW846 8270C
4-Nitrophenol	ND	5.0	ug/L	SW846 8270C
Dibenzofuran	ND	1.0	ug/L	SW846 8270C
2,4-Dinitrotoluene	ND	5.0	ug/L	SW846 8270C
Diethyl phthalate	ND	1.0	ug/L	SW846 8270C
4-Chlorophenyl phenyl ether	ND	2.0	ug/L	SW846 8270C
Fluorene	ND	0.20	ug/L	SW846 8270C
4-Nitroaniline	ND	2.0	ug/L	SW846 8270C
4,6-Dinitro-2-methylphenol	ND	5.0	ug/L	SW846 8270C
N-Nitrosodiphenylamine	ND	1.0	ug/L	SW846 8270C
4-Bromophenyl phenyl ether	ND	2.0	ug/L	SW846 8270C
Hexachlorobenzene	ND	0.20	ug/L	SW846 8270C
Pentachlorophenol	ND	5.0	ug/L	SW846 8270C
Phenanthrene	ND	0.20	ug/L	SW846 8270C
Anthracene	ND	0.20	ug/L	SW846 8270C
Carbazole	ND	1.0	ug/L	SW846 8270C
Di-n-butyl phthalate	ND	1.0	ug/L	SW846 8270C
Fluoranthene	ND	0.20	ug/L	SW846 8270C
Pyrene	ND	0.20	ug/L	SW846 8270C
Butyl benzyl phthalate	ND	1.0	ug/L	SW846 8270C
3,3'-Dichlorobenzidine	ND	5.0	ug/L	SW846 8270C
Benzo(a)anthracene	ND	0.20	ug/L	SW846 8270C
Chrysene	ND	0.20	ug/L	SW846 8270C
bis(2-Ethylhexyl) phthalate	**2.1 J**	**10**	**ug/L**	**SW846 8270C**
Di-n-octyl phthalate	ND	1.0	ug/L	SW846 8270C
Benzo(b)fluoranthene	ND	0.20	ug/L	SW846 8270C
Benzo(k)fluoranthene	ND	0.20	ug/L	SW846 8270C
Benzo(a)pyrene	ND	0.20	ug/L	SW846 8270C
Indeno(1,2,3-cd)pyrene	ND	0.20	ug/L	SW846 8270C
Dibenz(a,h)anthracene	ND	0.20	ug/L	SW846 8270C
Benzo(ghi)perylene	ND	0.20	ug/L	SW846 8270C

SURROGATE	PERCENT RECOVERY	RECOVERY LIMITS
Nitrobenzene-d5	70	(32 - 112)
2-Fluorobiphenyl	65	(30 - 110)
Terphenyl-d14	95	(51 - 135)
Phenol-d5	64	(10 - 117)
2-Fluorophenol	37	(19 - 108)

(Continued on next page)

METHOD BLANK REPORT

GC/MS Semivolatiles

Client Lot #...: A7G120101 Work Order #...: J2R831AA Matrix.....: WATER

PARAMETER	RESULT	REPORTING LIMIT	UNITS	METHOD
2,4,6-Tribromophenol	64	(42 - 124)		

NOTE(S):

Calculations are performed before rounding to avoid round-off errors in calculated results.

J Estimated result. Result is less than RL.

Method Blank Outlier Report

Lab Reporting Batch : A7G120101 **Lab ID:** STLCAN

Analysis Method : 8270C **Analysis Date :** 07/24/2007

Preparation Type : 3520C **Preparation Date :** 07/13/2007

Method Blank Lab Sample ID : A7G130000031B **Preparation Batch :** 7194031

bis(2-Ethylhexyl) phthalate	Result	Reporting Limit	Units	Lab Qual	Comments
Method Blank Result:	2.1	10	ug/L	J	Common Contaminant

Contamination less than 1/2 MRL, per CCA acceptable QA

bis(2-Ethylhexyl) phthalate was qualified due to method blank contamination in the following associated samples:

Client Sample ID	Lab Sample ID	Dilution	Result	Lab Qual	Result Units
FWGBKGmw-010C-0464-G	A7G120101018	1	2.1	J B	ug/L
FWGBKGmw-013C-0466-G	A7G120101025	1	3.5	J B	ug/L
FWGEQUIPRinse3-0503-GW	A7G120101029	1	2.3	J B	ug/L
FWGLL11mw-002C-0478-G	A7G120101027	1	1.7	J B	ug/L
FWGLL3mw-238C-0490-GW	A7G120101014	1	1.4	J B	ug/L
FWGLL3mw-242C-0491-GW	A7G120101019	1	1.5	J B	ug/L
FWGWBGmw-006C-0494-G	A7G120101012	1	1.1	J B	ug/L
FWGWBGmw-007C-0495-G	A7G120101023	1	2.5	J B	ug/L

METHOD BLANK REPORT

GC/MS Semivolatiles

Client Lot #...: A7G120101 **Work Order #...:** J3NQA1AA **Matrix.....:** WATER
MB Lot-Sample #: A7G270000-034

Prep Date.....: 07/27/07 **Final Wgt/Vol..:** 2 mL
Analysis Date..: 07/31/07 **Prep Batch #...:** 7208034
Dilution Factor: 1 **Initial Wgt/Vol:** 1000 mL

PARAMETER	RESULT	REPORTING LIMIT	UNITS	METHOD
Benzoic acid	ND	10	ug/L	SW846 8270C
Benzyl alcohol	ND	5.0	ug/L	SW846 8270C
Phenol	ND	1.0	ug/L	SW846 8270C
bis(2-Chloroethyl)-ether	ND	1.0	ug/L	SW846 8270C
2-Chlorophenol	ND	1.0	ug/L	SW846 8270C
1,3-Dichlorobenzene	ND	1.0	ug/L	SW846 8270C
1,4-Dichlorobenzene	ND	1.0	ug/L	SW846 8270C
1,2-Dichlorobenzene	ND	1.0	ug/L	SW846 8270C
2-Methylphenol	ND	1.0	ug/L	SW846 8270C
2,2'-oxybis(1-Chloro-propane)	ND	1.0	ug/L	SW846 8270C
4-Methylphenol	ND	1.0	ug/L	SW846 8270C
N-Nitrosodi-n-propyl-amine	ND	1.0	ug/L	SW846 8270C
Hexachloroethane	ND	1.0	ug/L	SW846 8270C
Nitrobenzene	ND	1.0	ug/L	SW846 8270C
Isophorone	ND	1.0	ug/L	SW846 8270C
2-Nitrophenol	ND	2.0	ug/L	SW846 8270C
2,4-Dimethylphenol	ND	2.0	ug/L	SW846 8270C
bis(2-Chloroethoxy) methane	ND	1.0	ug/L	SW846 8270C
2,4-Dichlorophenol	ND	2.0	ug/L	SW846 8270C
1,2,4-Trichloro-benzene	ND	1.0	ug/L	SW846 8270C
Naphthalene	ND	0.20	ug/L	SW846 8270C
4-Chloroaniline	ND	2.0	ug/L	SW846 8270C
Hexachlorobutadiene	ND	1.0	ug/L	SW846 8270C
4-Chloro-3-methylphenol	ND	2.0	ug/L	SW846 8270C
2-Methylnaphthalene	ND	0.20	ug/L	SW846 8270C
Hexachlorocyclopenta-diene	ND	10	ug/L	SW846 8270C
2,4,6-Trichloro-phenol	ND	5.0	ug/L	SW846 8270C
2,4,5-Trichloro-phenol	ND	5.0	ug/L	SW846 8270C
2-Chloronaphthalene	ND	1.0	ug/L	SW846 8270C
2-Nitroaniline	ND	2.0	ug/L	SW846 8270C
Dimethyl phthalate	ND	1.0	ug/L	SW846 8270C
Acenaphthylene	ND	0.20	ug/L	SW846 8270C
2,6-Dinitrotoluene	ND	5.0	ug/L	SW846 8270C

(Continued on next page)

METHOD BLANK REPORT

GC/MS Semivolatiles

Client Lot #...: A7G120101 Work Order #...: J3NQA1AA Matrix.....: WATER

PARAMETER	RESULT	REPORTING LIMIT	UNITS	METHOD
3-Nitroaniline	ND	2.0	ug/L	SW846 8270C
Acenaphthene	ND	0.20	ug/L	SW846 8270C
2,4-Dinitrophenol	ND	5.0	ug/L	SW846 8270C
4-Nitrophenol	ND	5.0	ug/L	SW846 8270C
Dibenzofuran	ND	1.0	ug/L	SW846 8270C
2,4-Dinitrotoluene	ND	5.0	ug/L	SW846 8270C
Diethyl phthalate	ND	1.0	ug/L	SW846 8270C
4-Chlorophenyl phenyl ether	ND	2.0	ug/L	SW846 8270C
Fluorene	ND	0.20	ug/L	SW846 8270C
4-Nitroaniline	ND	2.0	ug/L	SW846 8270C
4,6-Dinitro-2-methylphenol	ND	5.0	ug/L	SW846 8270C
N-Nitrosodiphenylamine	ND	1.0	ug/L	SW846 8270C
4-Bromophenyl phenyl ether	ND	2.0	ug/L	SW846 8270C
Hexachlorobenzene	ND	0.20	ug/L	SW846 8270C
Pentachlorophenol	ND	5.0	ug/L	SW846 8270C
Phenanthrene	ND	0.20	ug/L	SW846 8270C
Anthracene	ND	0.20	ug/L	SW846 8270C
Carbazole	ND	1.0	ug/L	SW846 8270C
Di-n-butyl phthalate	ND	1.0	ug/L	SW846 8270C
Fluoranthene	ND	0.20	ug/L	SW846 8270C
Pyrene	ND	0.20	ug/L	SW846 8270C
Butyl benzyl phthalate	ND	1.0	ug/L	SW846 8270C
3,3'-Dichlorobenzidine	ND	5.0	ug/L	SW846 8270C
Benzo(a)anthracene	ND	0.20	ug/L	SW846 8270C
Chrysene	ND	0.20	ug/L	SW846 8270C
bis(2-Ethylhexyl) phthalate	**1.6 J**	**10**	**ug/L**	**SW846 8270C**
Di-n-octyl phthalate	ND	1.0	ug/L	SW846 8270C
Benzo(b)fluoranthene	ND	0.20	ug/L	SW846 8270C
Benzo(k)fluoranthene	ND	0.20	ug/L	SW846 8270C
Benzo(a)pyrene	ND	0.20	ug/L	SW846 8270C
Indeno(1,2,3-cd)pyrene	ND	0.20	ug/L	SW846 8270C
Dibenz(a,h)anthracene	ND	0.20	ug/L	SW846 8270C
Benzo(ghi)perylene	ND	0.20	ug/L	SW846 8270C

SURROGATE	PERCENT RECOVERY	RECOVERY LIMITS
Nitrobenzene-d5	74	(32 - 112)
2-Fluorobiphenyl	74	(30 - 110)
Terphenyl-d14	98	(51 - 135)
Phenol-d5	75	(10 - 117)
2-Fluorophenol	52	(19 - 108)

(Continued on next page)

METHOD BLANK REPORT

GC/MS Semivolatiles

Client Lot #...: A7G120101 **Work Order #...:** J3NQA1AA **Matrix.....:** WATER

PARAMETER	RESULT	REPORTING LIMIT	UNITS	METHOD
2,4,6-Tribromophenol	79	(42 - 124)		

NOTE(S):

Calculations are performed before rounding to avoid round-off errors in calculated results.

J Estimated result. Result is less than RL.

Method Blank Outlier Report

Lab Reporting Batch : A7G120101 **Lab ID:** STLCAN

Analysis Method : 8270C **Analysis Date :** 07/31/2007

Preparation Type : 3520C **Preparation Date :** 07/27/2007

Method Blank Lab Sample ID : A7G270000034B **Preparation Batch :** 7208034

bis(2-Ethylhexyl) phthalate	Result	Reporting Limit	Units	Lab Qual	Comments
Method Blank Result:	1.6	10	ug/L	J	Common Contaminant

Contamination less than 1/2 MRL, no qualifications; acceptable per ECG

bis(2-Ethylhexyl) phthalate was qualified due to method blank contamination in the following associated samples:

Client Sample ID	Lab Sample ID	Dilution	Result	Lab Qual	Result Units
FWGBKGmw-010C-0464-G	A7G120101018	1	1.4	J B	ug/L
FWGBKGmw-013C-0466-G	A7G120101025	1	3.4	J B	ug/L
FWGBKGmw-DUP1-0497-G	A7G120101005	1	2.7	J B	ug/L
FWGEQUIPRinse3-0503-GW	A7G120101029	1	6.0	J B	ug/L
FWGLL11mw-002C-0478-G	A7G120101027	1	5.7	J B	ug/L
FWGLL11mw-007C-0479-G	A7G120101007	1	2.3	J B	ug/L
FWGLL11mw-DUP4-0500-G	A7G120101009	1	3.0	J B	ug/L
FWGLL3mw-238C-0490-GW	A7G120101014	1	1.2	J B	ug/L
FWGLL3mw-242C-0491-GW	A7G120101019	1	2.0	J B	ug/L
FWGWBGmw-006C-0494-G	A7G120101012	1	4.1	J B	ug/L
FWGWBGmw-007C-0495-G	A7G120101023	1	4.0	J B	ug/L
FWGWBGmw-009C-0496-G	A7G120101001	1	2.0	J B	ug/L

Environmental Quality Mgt., Inc.

Client Sample ID: FWGEQUIPRinse2-0502-GW

GC/MS Semivolatiles

Lot-Sample #...: A7G110101-005 Work Order #...: J2LKT1AC Matrix.....: WQ
Date Sampled...: 07/10/07 11:10 Date Received..: 07/11/07
Prep Date.....: 07/11/07 Analysis Date..: 07/30/07
Prep Batch #...: 7192095
Dilution Factor: 1 Initial Wgt/Vol: 1030 mL Final Wgt/Vol..: 2 mL
Method.....: SW846 8270C

PARAMETER	RESULT	REPORTING LIMIT	UNITS	MDL
Benzoic acid	ND	10	ug/L	4.4
Benzyl alcohol	**1.5 J**	**5.0**	**ug/L**	**0.49**
Phenol	ND	1.0	ug/L	0.96
bis(2-Chloroethyl)-ether	ND	1.0	ug/L	0.088
2-Chlorophenol	ND	1.0	ug/L	0.039
1,3-Dichlorobenzene	ND	1.0	ug/L	0.53
1,4-Dichlorobenzene	ND	1.0	ug/L	0.52
1,2-Dichlorobenzene	ND	1.0	ug/L	0.59
2-Methylphenol	ND	1.0	ug/L	0.56
2,2'-oxybis(1-Chloro-propane)	ND	1.0	ug/L	0.52
4-Methylphenol	ND	1.0	ug/L	0.64
N-Nitrosodi-n-propyl-amine	ND	1.0	ug/L	0.53
Hexachloroethane	ND	1.0	ug/L	0.58
Nitrobenzene	ND	1.0	ug/L	0.053
Isophorone	ND	1.0	ug/L	0.50
2-Nitrophenol	ND	2.0	ug/L	1.3
2,4-Dimethylphenol	ND	2.0	ug/L	0.56
bis(2-Chloroethoxy) methane	ND	1.0	ug/L	0.49
2,4-Dichlorophenol	ND	2.0	ug/L	1.1
1,2,4-Trichloro-benzene	ND	1.0	ug/L	0.59
Naphthalene	**0.46**	**0.20**	**ug/L**	**0.069**
4-Chloroaniline	ND	2.0	ug/L	0.56
Hexachlorobutadiene	ND	1.0	ug/L	0.51
4-Chloro-3-methylphenol	ND	2.0	ug/L	0.41
2-Methylnaphthalene	**0.35**	**0.20**	**ug/L**	**0.061**
Hexachlorocyclopenta-diene	ND	10	ug/L	0.74
2,4,6-Trichloro-phenol	ND	5.0	ug/L	1.4
2,4,5-Trichloro-phenol	ND	5.0	ug/L	0.96
2-Chloronaphthalene	ND	1.0	ug/L	0.62
2-Nitroaniline	ND	2.0	ug/L	0.43

(Continued on next page)

Environmental Quality Mgt., Inc.

Client Sample ID: FWGEQUIPRinse2-0502-GW

GC/MS Semivolatiles

Lot-Sample #...: A7G110101-005 Work Order #...: J2LKT1AC Matrix.....: WQ

PARAMETER	RESULT	REPORTING LIMIT	UNITS	MDL
Dimethyl phthalate	**1.0**	**1.0**	**ug/L**	**0.44**
Acenaphthylene	ND	0.20	ug/L	0.054
2,6-Dinitrotoluene	ND	5.0	ug/L	0.47
3-Nitroaniline	ND	2.0	ug/L	0.67
Acenaphthene	ND	0.20	ug/L	0.054
2,4-Dinitrophenol	ND	5.0	ug/L	3.5
4-Nitrophenol	ND	5.0	ug/L	0.63
Dibenzofuran	ND	1.0	ug/L	0.54
2,4-Dinitrotoluene	ND	5.0	ug/L	0.40
Diethyl phthalate	**2.8**	**1.0**	**ug/L**	**0.63**
4-Chlorophenyl phenyl ether	ND	2.0	ug/L	0.55
Fluorene	ND	0.20	ug/L	0.043
4-Nitroaniline	ND	2.0	ug/L	0.47
4,6-Dinitro-2-methylphenol	ND	5.0	ug/L	0.27
N-Nitrosodiphenylamine	ND	1.0	ug/L	0.46
4-Bromophenyl phenyl ether	ND	2.0	ug/L	0.52
Hexachlorobenzene	ND	0.20	ug/L	0.065
Pentachlorophenol	ND	5.0	ug/L	0.48
Phenanthrene	ND	0.20	ug/L	0.087
Anthracene	ND	0.20	ug/L	0.054
Carbazole	ND	1.0	ug/L	0.54
Di-n-butyl phthalate	**0.73 J**	**1.0**	**ug/L**	**0.61**
Fluoranthene	ND	0.20	ug/L	0.036
Pyrene	ND	0.20	ug/L	0.048
Butyl benzyl phthalate	ND	1.0	ug/L	0.51
3,3'-Dichlorobenzidine	ND	5.0	ug/L	0.48
Benzo(a)anthracene	ND	0.20	ug/L	0.052
Chrysene	ND	0.20	ug/L	0.048
bis(2-Ethylhexyl) phthalate	**3.9 J,B**	**10**	**ug/L**	**0.88**
Di-n-octyl phthalate	ND	1.0	ug/L	0.39
Benzo(b)fluoranthene	ND	0.20	ug/L	0.049
Benzo(k)fluoranthene	ND	0.20	ug/L	0.049
Benzo(a)pyrene	ND	0.20	ug/L	0.048
Indeno(1,2,3-cd)pyrene	ND	0.20	ug/L	0.065
Dibenz(a,h)anthracene	ND	0.20	ug/L	0.039
Benzo(ghi)perylene	ND	0.20	ug/L	0.053

(Continued on next page)

Environmental Quality Mgt., Inc.

Client Sample ID: FWGEQUIPRinse2-0502-GW

GC/MS Semivolatiles

Lot-Sample #...: A7G110101-005 Work Order #...: J2LKT1AC Matrix.....: WQ

SURROGATE	PERCENT RECOVERY	RECOVERY LIMITS
Nitrobenzene-d5	79	(32 - 112)
2-Fluorobiphenyl	74	(30 - 110)
Terphenyl-d14	97	(51 - 135)
Phenol-d5	73	(10 - 117)
2-Fluorophenol	55	(19 - 108)
2,4,6-Tribromophenol	90	(42 - 124)

NOTE(S):

J Estimated result. Result is less than RL.

B Method blank contamination. The associated method blank contains the target analyte at a reportable level.

Environmental Quality Mgt., Inc.

Client Sample ID: FWGEQUIPRinse2-0502-GW

GC/MS Semivolatiles

Lot-Sample #...: A7G110101-005 Work Order #...: J2LKT2AC Matrix.....: WQ
Date Sampled...: 07/10/07 11:10 Date Received..: 07/11/07
Prep Date.....: 07/24/07 Analysis Date..: 07/30/07
Prep Batch #...: 7205263
Dilution Factor: 1 Initial Wgt/Vol: 1020 mL Final Wgt/Vol..: 2 mL
Method.....: SW846 8270C

PARAMETER	RESULT	REPORTING LIMIT	UNITS	MDL
Benzoic acid	ND	10	ug/L	4.4
Benzyl alcohol	**1.2 J**	**5.0**	**ug/L**	**0.49**
Phenol	ND	1.0	ug/L	0.96
bis(2-Chloroethyl)-ether	ND	1.0	ug/L	0.088
2-Chlorophenol	ND	1.0	ug/L	0.039
1,3-Dichlorobenzene	ND	1.0	ug/L	0.53
1,4-Dichlorobenzene	ND	1.0	ug/L	0.52
1,2-Dichlorobenzene	ND	1.0	ug/L	0.59
2-Methylphenol	ND	1.0	ug/L	0.56
2,2'-oxybis(1-Chloro-propane)	ND	1.0	ug/L	0.52
4-Methylphenol	ND	1.0	ug/L	0.64
N-Nitrosodi-n-propyl-amine	ND	1.0	ug/L	0.53
Hexachloroethane	ND	1.0	ug/L	0.58
Nitrobenzene	ND	1.0	ug/L	0.053
Isophorone	ND	1.0	ug/L	0.50
2-Nitrophenol	ND	2.0	ug/L	1.3
2,4-Dimethylphenol	ND	2.0	ug/L	0.56
bis(2-Chloroethoxy) methane	ND	1.0	ug/L	0.49
2,4-Dichlorophenol	ND	2.0	ug/L	1.1
1,2,4-Trichloro-benzene	ND	1.0	ug/L	0.59
Naphthalene	**0.44**	**0.20**	**ug/L**	**0.069**
4-Chloroaniline	ND	2.0	ug/L	0.56
Hexachlorobutadiene	ND	1.0	ug/L	0.51
4-Chloro-3-methylphenol	ND	2.0	ug/L	0.41
2-Methylnaphthalene	**0.29**	**0.20**	**ug/L**	**0.061**
Hexachlorocyclopenta-diene	ND	10	ug/L	0.74
2,4,6-Trichloro-phenol	ND	5.0	ug/L	1.4
2,4,5-Trichloro-phenol	ND	5.0	ug/L	0.96
2-Chloronaphthalene	ND	1.0	ug/L	0.62
2-Nitroaniline	ND	2.0	ug/L	0.43

(Continued on next page)

Environmental Quality Mgt., Inc.

Client Sample ID: FWGEQUIPRinse2-0502-GW

GC/MS Semivolatiles

Lot-Sample #...: A7G110101-005 Work Order #...: J2LKT2AC Matrix.....: WQ

PARAMETER	RESULT	REPORTING LIMIT	UNITS	MDL
Dimethyl phthalate	**0.84 J**	**1.0**	**ug/L**	**0.44**
Acenaphthylene	ND	0.20	ug/L	0.054
2,6-Dinitrotoluene	ND	5.0	ug/L	0.47
3-Nitroaniline	ND	2.0	ug/L	0.67
Acenaphthene	ND	0.20	ug/L	0.054
2,4-Dinitrophenol	ND	5.0	ug/L	3.5
4-Nitrophenol	ND	5.0	ug/L	0.63
Dibenzofuran	ND	1.0	ug/L	0.54
2,4-Dinitrotoluene	ND	5.0	ug/L	0.40
Diethyl phthalate	**2.4**	**1.0**	**ug/L**	**0.63**
4-Chlorophenyl phenyl ether	ND	2.0	ug/L	0.55
Fluorene	ND	0.20	ug/L	0.043
4-Nitroaniline	ND	2.0	ug/L	0.47
4,6-Dinitro-2-methylphenol	ND	5.0	ug/L	0.27
N-Nitrosodiphenylamine	ND	1.0	ug/L	0.46
4-Bromophenyl phenyl ether	ND	2.0	ug/L	0.52
Hexachlorobenzene	ND	0.20	ug/L	0.065
Pentachlorophenol	ND	5.0	ug/L	0.48
Phenanthrene	ND	0.20	ug/L	0.087
Anthracene	ND	0.20	ug/L	0.054
Carbazole	ND	1.0	ug/L	0.54
Di-n-butyl phthalate	**0.69 J**	**1.0**	**ug/L**	**0.61**
Fluoranthene	ND	0.20	ug/L	0.036
Pyrene	ND	0.20	ug/L	0.048
Butyl benzyl phthalate	ND	1.0	ug/L	0.51
3,3'-Dichlorobenzidine	ND	5.0	ug/L	0.48
Benzo(a)anthracene	ND	0.20	ug/L	0.052
Chrysene	ND	0.20	ug/L	0.048
bis(2-Ethylhexyl) phthalate	**1.1 J,B**	**10**	**ug/L**	**0.88**
Di-n-octyl phthalate	ND	1.0	ug/L	0.39
Benzo(b)fluoranthene	ND	0.20	ug/L	0.049
Benzo(k)fluoranthene	ND	0.20	ug/L	0.049
Benzo(a)pyrene	ND	0.20	ug/L	0.048
Indeno(1,2,3-cd)pyrene	ND	0.20	ug/L	0.065
Dibenz(a,h)anthracene	ND	0.20	ug/L	0.039
Benzo(ghi)perylene	ND	0.20	ug/L	0.053

(Continued on next page)

Environmental Quality Mgt., Inc.

Client Sample ID: FWGEQUIPRinse2-0502-GW

GC/MS Semivolatiles

Lot-Sample #...: A7G110101-005 Work Order #...: J2LKT2AC Matrix.....: WQ

SURROGATE	PERCENT RECOVERY	RECOVERY LIMITS
Nitrobenzene-d5	62	(32 - 112)
2-Fluorobiphenyl	62	(30 - 110)
Terphenyl-d14	90	(51 - 135)
Phenol-d5	60	(10 - 117)
2-Fluorophenol	41	(19 - 108)
2,4,6-Tribromophenol	73	(42 - 124)

NOTE(S):

J Estimated result. Result is less than RL.

B Method blank contamination. The associated method blank contains the target analyte at a reportable level.

LABORATORY CONTROL SAMPLE EVALUATION REPORT

GC/MS Semivolatiles

Client Lot #...: A7G120101 **Work Order #...:** J2R831AC **Matrix.....:** WATER
LCS Lot-Sample#: A7G130000-031
Prep Date.....: 07/13/07 **Analysis Date..:** 07/30/07
Prep Batch #...: 7194031
Dilution Factor: 1 **Final Wgt/Vol..:** 2 mL
Initial Wgt/Vol: 1000 mL

PARAMETER	PERCENT RECOVERY	RECOVERY LIMITS	METHOD
Benzoic acid	0.0 a	(30 - 136)	SW846 8270C
Benzyl alcohol	61	(29 - 115)	SW846 8270C
Phenol	**54**	**(30 - 115)**	**SW846 8270C**
bis(2-Chloroethyl)-ether	56	(30 - 115)	SW846 8270C
2-Chlorophenol	**47**	**(30 - 120)**	**SW846 8270C**
1,3-Dichlorobenzene	31	(30 - 120)	SW846 8270C
1,4-Dichlorobenzene	**33**	**(30 - 115)**	**SW846 8270C**
1,2-Dichlorobenzene	33	(30 - 120)	SW846 8270C
2-Methylphenol	54	(30 - 116)	SW846 8270C
bis(2-Chloroisopropyl) ether	46 a	(50 - 150)	SW846 8270C
4-Methylphenol	58	(31 - 115)	SW846 8270C
N-Nitrosodi-n-propyl-amine	**60**	**(30 - 132)**	**SW846 8270C**
Hexachloroethane	24 a	(30 - 120)	SW846 8270C
Nitrobenzene	55	(31 - 115)	SW846 8270C
Isophorone	66	(33 - 115)	SW846 8270C
2-Nitrophenol	55	(33 - 115)	SW846 8270C
2,4-Dimethylphenol	41	(31 - 120)	SW846 8270C
bis(2-Chloroethoxy) methane	54	(30 - 115)	SW846 8270C
2,4-Dichlorophenol	59	(34 - 115)	SW846 8270C
1,2,4-Trichloro-benzene	**40**	**(30 - 120)**	**SW846 8270C**
Naphthalene	44	(30 - 119)	SW846 8270C
4-Chloroaniline	51	(30 - 133)	SW846 8270C
Hexachlorobutadiene	32	(30 - 120)	SW846 8270C
4-Chloro-3-methylphenol	**69**	**(31 - 121)**	**SW846 8270C**
2-Methylnaphthalene	53	(32 - 115)	SW846 8270C
Hexachlorocyclopenta-diene	13 a	(30 - 115)	SW846 8270C
2,4,6-Trichloro-phenol	71	(39 - 115)	SW846 8270C

(Continued on next page)

LABORATORY CONTROL SAMPLE EVALUATION REPORT

GC/MS Semivolatiles

Client Lot #...: A7G120101 **Work Order #...:** J2R831AC **Matrix.....:** WATER
LCS Lot-Sample#: A7G130000-031

PARAMETER	PERCENT RECOVERY	RECOVERY LIMITS	METHOD
2,4,5-Trichloro-phenol	74	(36 - 135)	SW846 8270C
2-Chloronaphthalene	57	(35 - 115)	SW846 8270C
2-Nitroaniline	79	(36 - 140)	SW846 8270C
Dimethyl phthalate	83	(42 - 116)	SW846 8270C
Acenaphthylene	64	(37 - 115)	SW846 8270C
2,6-Dinitrotoluene	80	(43 - 122)	SW846 8270C
3-Nitroaniline	65	(30 - 138)	SW846 8270C
Acenaphthene	**62**	**(31 - 120)**	**SW846 8270C**
2,4-Dinitrophenol	20 a	(29 - 146)	SW846 8270C
4-Nitrophenol	**86**	**(30 - 138)**	**SW846 8270C**
Dibenzofuran	70	(40 - 115)	SW846 8270C
2,4-Dinitrotoluene	**88**	**(34 - 151)**	**SW846 8270C**
Diethyl phthalate	85	(43 - 132)	SW846 8270C
4-Chlorophenyl phenyl ether	82	(40 - 115)	SW846 8270C
Fluorene	72	(41 - 115)	SW846 8270C
4-Nitroaniline	70	(30 - 140)	SW846 8270C
4,6-Dinitro-2-methylphenol	58	(42 - 144)	SW846 8270C
N-Nitrosodiphenylamine	74	(35 - 124)	SW846 8270C
4-Bromophenyl phenyl ether	82	(43 - 118)	SW846 8270C
Hexachlorobenzene	80	(42 - 123)	SW846 8270C
Pentachlorophenol	**59**	**(30 - 150)**	**SW846 8270C**
Phenanthrene	75	(45 - 117)	SW846 8270C
Anthracene	73	(45 - 118)	SW846 8270C
Carbazole	66	(49 - 126)	SW846 8270C
Di-n-butyl phthalate	81	(46 - 123)	SW846 8270C
Fluoranthene	84	(47 - 132)	SW846 8270C
Pyrene	**80**	**(35 - 139)**	**SW846 8270C**
Butyl benzyl phthalate	82	(37 - 136)	SW846 8270C
3,3'-Dichlorobenzidine	35	(30 - 160)	SW846 8270C
Benzo(a)anthracene	78	(43 - 138)	SW846 8270C
Chrysene	81	(42 - 142)	SW846 8270C
bis(2-Ethylhexyl) phthalate	91	(30 - 154)	SW846 8270C

(Continued on next page)

LABORATORY CONTROL SAMPLE EVALUATION REPORT

GC/MS Semivolatiles

Client Lot #...: A7G120101 **Work Order #...:** J2R831AC **Matrix.....:** WATER
LCS Lot-Sample#: A7G130000-031

PARAMETER	PERCENT RECOVERY	RECOVERY LIMITS	METHOD
Di-n-octyl phthalate	77	(36 - 151)	SW846 8270C
Benzo(b)fluoranthene	84	(31 - 146)	SW846 8270C
Benzo(k)fluoranthene	79	(40 - 127)	SW846 8270C
Benzo(a)pyrene	79	(38 - 144)	SW846 8270C
Indeno(1,2,3-cd)pyrene	82	(37 - 130)	SW846 8270C
Dibenz(a,h)anthracene	82	(38 - 130)	SW846 8270C
Benzo(ghi)perylene	83	(35 - 129)	SW846 8270C
Atrazine	92	(30 - 120)	SW846 8270C
Acetophenone	55	(30 - 120)	SW846 8270C
1,1'-Biphenyl	58	(30 - 120)	SW846 8270C
Caprolactam	72	(30 - 120)	SW846 8270C
Benzaldehyde	62	(30 - 120)	SW846 8270C
Aniline	44	(30 - 127)	SW846 8270C
N-Nitrosodimethylamine	65	(30 - 115)	SW846 8270C
Pyridine	59	(50 - 150)	SW846 8270C

SURROGATE	PERCENT RECOVERY	RECOVERY LIMITS
Nitrobenzene-d5	55	(32 - 112)
2-Fluorobiphenyl	57	(30 - 110)
Terphenyl-d14	85	(51 - 135)
Phenol-d5	56	(10 - 117)
2-Fluorophenol	36	(19 - 108)
2,4,6-Tribromophenol	81	(42 - 124)

NOTE(S):

Calculations are performed before rounding to avoid round-off errors in calculated results.

Bold print denotes control parameters

a Spiked analyte recovery is outside stated control limits.

Laboratory Control Sample / Laboratory Control Sample Duplicate Outlier Report

Method Batch : 7194031 **Analysis Method :** 8270C **Analysis Date :** 07/30/2007

Preparation Batch : 7194031 **Preparation Type :** 3520C **Preparation Date :** 07/13/2007

Lab Reporting Batch : A7G120101 **Lab ID:** STLCAN

			Reported Values		Project Limits (Percent)			
LCS Lab Sample ID	Matrix	Analyte Name	Percent Recovery	RPD	Rejection Point	Lower Limit	Upper Limit	RPD
A7G130000031C	AQ	2,2-OXYBIS (1-CHLOROPROPANE)	46		30.00	50.00	150.00	30.00
		2,4-Dinitrophenol	20		29.00	29.00	146.00	30.00
		Benzoic acid	0.0		30.00	30.00	136.00	30.00
		Hexachlorocyclopentadiene	13		30.00	30.00	115.00	30.00
		Hexachloroethane	24		30.00	30.00	120.00	30.00

Associated Samples

Client Sample ID	Lab Sample ID
FWGBKGmw-010C-0464-GW	A7G120101018
FWGBKGmw-010C-0464-GW	A7G120101018
FWGBKGmw-013C-0466-GW	A7G120101025
FWGBKGmw-013C-0466-GW	A7G120101025
FWGBKGmw-020C-0472-GW	A7G120101003
FWGBKGmw-020C-0472-GW	A7G120101003
FWGBKGmw-DUP1-0497-GW	A7G120101005
FWGBKGmw-DUP1-0497-GW	A7G120101005
FWGEQUIPRinse3-0503-GW	A7G120101029
FWGEQUIPRinse3-0503-GW	A7G120101029
FWGLL11mw-002C-0478-GW	A7G120101027
FWGLL11mw-002C-0478-GW	A7G120101027
FWGLL11mw-007C-0479-GW	A7G120101007
FWGLL11mw-007C-0479-GW	A7G120101007
FWGLL11mw-DUP4-0500-GW	A7G120101009
FWGLL11mw-DUP4-0500-GW	A7G120101009
FWGLL3mw-238C-0490-GW	A7G120101014
FWGLL3mw-238C-0490-GW	A7G120101014
FWGLL3mw-242C-0491-GW	A7G120101019
FWGLL3mw-242C-0491-GW	A7G120101019
FWGWBGmw-006C-0494-GW	A7G120101012
FWGWBGmw-006C-0494-GW	A7G120101012
FWGWBGmw-007C-0495-GW	A7G120101023
FWGWBGmw-007C-0495-GW	A7G120101023
FWGWBGmw-009C-0496-GW	A7G120101001
FWGWBGmw-009C-0496-GW	A7G120101001

Scope of Data Qualification: The outlier in the LCS qualifies that analyte in all samples with the same Preparation Batch ID as the LCS

Project Number and Name: 030240.0005 - Ravenna GW

LABORATORY CONTROL SAMPLE EVALUATION REPORT

GC/MS Semivolatiles

Client Lot #...: A7G120101 **Work Order #...:** J3NQA1AC **Matrix.....:** WATER
LCS Lot-Sample#: A7G270000-034
Prep Date.....: 07/27/07 **Analysis Date..:** 07/31/07
Prep Batch #...: 7208034
Dilution Factor: 1 **Final Wgt/Vol..:** 2 mL
Initial Wgt/Vol: 1000 mL

PARAMETER	PERCENT RECOVERY	RECOVERY LIMITS	METHOD
Benzoic acid	17 a	(30 - 136)	SW846 8270C
Benzyl alcohol	66	(29 - 115)	SW846 8270C
Phenol	**55**	**(30 - 115)**	**SW846 8270C**
bis(2-Chloroethyl)-ether	62	(30 - 115)	SW846 8270C
2-Chlorophenol	**49**	**(30 - 120)**	**SW846 8270C**
1,3-Dichlorobenzene	42	(30 - 120)	SW846 8270C
1,4-Dichlorobenzene	**41**	**(30 - 115)**	**SW846 8270C**
1,2-Dichlorobenzene	46	(30 - 120)	SW846 8270C
2-Methylphenol	61	(30 - 116)	SW846 8270C
bis(2-Chloroisopropyl) ether	64	(50 - 150)	SW846 8270C
4-Methylphenol	65	(31 - 115)	SW846 8270C
N-Nitrosodi-n-propyl-amine	**63**	**(30 - 132)**	**SW846 8270C**
Hexachloroethane	33	(30 - 120)	SW846 8270C
Nitrobenzene	67	(31 - 115)	SW846 8270C
Isophorone	74	(33 - 115)	SW846 8270C
2-Nitrophenol	62	(33 - 115)	SW846 8270C
2,4-Dimethylphenol	41	(31 - 120)	SW846 8270C
bis(2-Chloroethoxy) methane	66	(30 - 115)	SW846 8270C
2,4-Dichlorophenol	64	(34 - 115)	SW846 8270C
1,2,4-Trichloro-benzene	**47**	**(30 - 120)**	**SW846 8270C**
Naphthalene	63	(30 - 119)	SW846 8270C
4-Chloroaniline	62	(30 - 133)	SW846 8270C
Hexachlorobutadiene	37	(30 - 120)	SW846 8270C
4-Chloro-3-methylphenol	**70**	**(31 - 121)**	**SW846 8270C**
2-Methylnaphthalene	65	(32 - 115)	SW846 8270C
Hexachlorocyclopenta-diene	9.5 a	(30 - 115)	SW846 8270C
2,4,6-Trichloro-phenol	72	(39 - 115)	SW846 8270C

(Continued on next page)

LABORATORY CONTROL SAMPLE EVALUATION REPORT

GC/MS Semivolatiles

Client Lot #...: A7G120101 **Work Order #...:** J3NQA1AC **Matrix.....:** WATER
LCS Lot-Sample#: A7G270000-034

PARAMETER	PERCENT RECOVERY	RECOVERY LIMITS	METHOD
2,4,5-Trichloro-phenol	76	(36 - 135)	SW846 8270C
2-Chloronaphthalene	69	(35 - 115)	SW846 8270C
2-Nitroaniline	77	(36 - 140)	SW846 8270C
Dimethyl phthalate	82	(42 - 116)	SW846 8270C
Acenaphthylene	76	(37 - 115)	SW846 8270C
2,6-Dinitrotoluene	85	(43 - 122)	SW846 8270C
3-Nitroaniline	81	(30 - 138)	SW846 8270C
Acenaphthene	**75**	**(31 - 120)**	**SW846 8270C**
2,4-Dinitrophenol	18 a	(29 - 146)	SW846 8270C
4-Nitrophenol	**78**	**(30 - 138)**	**SW846 8270C**
Dibenzofuran	79	(40 - 115)	SW846 8270C
2,4-Dinitrotoluene	**89**	**(34 - 151)**	**SW846 8270C**
Diethyl phthalate	83	(43 - 132)	SW846 8270C
4-Chlorophenyl phenyl ether	84	(40 - 115)	SW846 8270C
Fluorene	81	(41 - 115)	SW846 8270C
4-Nitroaniline	83	(30 - 140)	SW846 8270C
4,6-Dinitro-2-methylphenol	58	(42 - 144)	SW846 8270C
N-Nitrosodiphenylamine	87	(35 - 124)	SW846 8270C
4-Bromophenyl phenyl ether	89	(43 - 118)	SW846 8270C
Hexachlorobenzene	89	(42 - 123)	SW846 8270C
Pentachlorophenol	**50**	**(30 - 150)**	**SW846 8270C**
Phenanthrene	87	(45 - 117)	SW846 8270C
Anthracene	89	(45 - 118)	SW846 8270C
Carbazole	91	(49 - 126)	SW846 8270C
Di-n-butyl phthalate	98	(46 - 123)	SW846 8270C
Fluoranthene	98	(47 - 132)	SW846 8270C
Pyrene	**94**	**(35 - 139)**	**SW846 8270C**
Butyl benzyl phthalate	89	(37 - 136)	SW846 8270C
3,3'-Dichlorobenzidine	53	(30 - 160)	SW846 8270C
Benzo(a)anthracene	87	(43 - 138)	SW846 8270C
Chrysene	90	(42 - 142)	SW846 8270C
bis(2-Ethylhexyl) phthalate	99	(30 - 154)	SW846 8270C

(Continued on next page)

LABORATORY CONTROL SAMPLE EVALUATION REPORT

GC/MS Semivolatiles

Client Lot #...: A7G120101 **Work Order #...:** J3NQA1AC **Matrix.....:** WATER
LCS Lot-Sample#: A7G270000-034

PARAMETER	PERCENT RECOVERY	RECOVERY LIMITS	METHOD
Di-n-octyl phthalate	84	(36 - 151)	SW846 8270C
Benzo(b)fluoranthene	92	(31 - 146)	SW846 8270C
Benzo(k)fluoranthene	87	(40 - 127)	SW846 8270C
Benzo(a)pyrene	87	(38 - 144)	SW846 8270C
Indeno(1,2,3-cd)pyrene	91	(37 - 130)	SW846 8270C
Dibenz(a,h)anthracene	91	(38 - 130)	SW846 8270C
Benzo(ghi)perylene	93	(35 - 129)	SW846 8270C
Atrazine	101	(30 - 120)	SW846 8270C
Acetophenone	63	(30 - 120)	SW846 8270C
1,1'-Biphenyl	71	(30 - 120)	SW846 8270C
Caprolactam	82	(30 - 120)	SW846 8270C
Benzaldehyde	77	(30 - 120)	SW846 8270C
Aniline	54	(30 - 127)	SW846 8270C
N-Nitrosodimethylamine	67	(30 - 115)	SW846 8270C

SURROGATE	PERCENT RECOVERY	RECOVERY LIMITS
Nitrobenzene-d5	67	(32 - 112)
2-Fluorobiphenyl	72	(30 - 110)
Terphenyl-d14	101	(51 - 135)
Phenol-d5	59	(10 - 117)
2-Fluorophenol	25	(19 - 108)
2,4,6-Tribromophenol	84	(42 - 124)

NOTE(S):

Calculations are performed before rounding to avoid round-off errors in calculated results.

Bold print denotes control parameters

a Spiked analyte recovery is outside stated control limits.

Laboratory Control Sample / Laboratory Control Sample Duplicate Outlier Report

Method Batch : 7208034 **Analysis Method :** 8270C **Analysis Date :** 07/31/2007

Preparation Batch : 7208034 **Preparation Type :** 3520C **Preparation Date :** 07/27/2007

Lab Reporting Batch : A7G120101 **Lab ID:** STLCAN

			Reported Values		Project Limits (Percent)			
LCS Lab Sample ID	Matrix	Analyte Name	Percent Recovery	RPD	Rejection Point	Lower Limit	Upper Limit	RPD
A7G270000034C	AQ	2,4-Dinitrophenol	18		29.00	29.00	146.00	30.00
		Benzoic acid	17		30.00	30.00	136.00	30.00
		Hexachlorocyclopentadiene	9.5		30.00	30.00	115.00	30.00

Associated Samples

Client Sample ID	Lab Sample ID
FWGBKGmw-010C-0464-GW	A7G120101018
FWGBKGmw-010C-0464-GW	A7G120101018
FWGBKGmw-013C-0466-GW	A7G120101025
FWGBKGmw-013C-0466-GW	A7G120101025
FWGBKGmw-020C-0472-GW	A7G120101003
FWGBKGmw-020C-0472-GW	A7G120101003
FWGBKGmw-DUP1-0497-GW	A7G120101005
FWGBKGmw-DUP1-0497-GW	A7G120101005
FWGEQUIPRinse3-0503-GW	A7G120101029
FWGEQUIPRinse3-0503-GW	A7G120101029
FWGLL11mw-002C-0478-GW	A7G120101027
FWGLL11mw-002C-0478-GW	A7G120101027
FWGLL11mw-007C-0479-GW	A7G120101007
FWGLL11mw-007C-0479-GW	A7G120101007
FWGLL11mw-DUP4-0500-GW	A7G120101009
FWGLL11mw-DUP4-0500-GW	A7G120101009
FWGLL3mw-238C-0490-GW	A7G120101014
FWGLL3mw-238C-0490-GW	A7G120101014
FWGLL3mw-242C-0491-GW	A7G120101019
FWGLL3mw-242C-0491-GW	A7G120101019
FWGWBGmw-006C-0494-GW	A7G120101012
FWGWBGmw-006C-0494-GW	A7G120101012
FWGWBGmw-007C-0495-GW	A7G120101023
FWGWBGmw-007C-0495-GW	A7G120101023
FWGWBGmw-009C-0496-GW	A7G120101001
FWGWBGmw-009C-0496-GW	A7G120101001

Scope of Data Qualification: The outlier in the LCS qualifies that analyte in all samples with the same Preparation Batch ID as the LCS

Project Number and Name: 030240.0005 - Ravenna GW

MATRIX SPIKE SAMPLE EVALUATION REPORT

GC/MS Semivolatiles

Client Lot #...: A7G120101 **Work Order #...:** J2PC81AF-MS **Matrix.....:** WG
MS Lot-Sample #: A7G120101-025 J2PC81AG-MSD
Date Sampled...: 07/11/07 11:10 **Date Received..:** 07/12/07
Prep Date.....: 07/13/07 **Analysis Date..:** 07/24/07
Prep Batch #...: 7194031
Dilution Factor: 1 **Initial Wgt/Vol:** 460 mL **Final Wgt/Vol..:** 2 mL

PARAMETER	PERCENT RECOVERY	RECOVERY LIMITS	RPD	RPD LIMITS	METHOD
Benzoic acid	0.0 a	(10 - 127)			SW846 8270C
	0.0 a	(10 - 127)	0.0	(0-99)	SW846 8270C
Phenol	**64**	**(10 - 116)**			**SW846 8270C**
	43	**(10 - 116)**	**39**	**(0-43)**	**SW846 8270C**
bis(2-Chloroethyl)-ether	73	(57 - 120)			SW846 8270C
	68	(57 - 120)	7.9	(0-51)	SW846 8270C
2-Chlorophenol	**57**	**(37 - 106)**			**SW846 8270C**
	32 a,p	**(37 - 106)**	**55**	**(0-43)**	**SW846 8270C**
1,3-Dichlorobenzene	55	(35 - 114)			SW846 8270C
	46	(35 - 114)	17	(0-89)	SW846 8270C
1,4-Dichlorobenzene	**51**	**(32 - 98)**			**SW846 8270C**
	47	**(32 - 98)**	**9.4**	**(0-36)**	**SW846 8270C**
1,2-Dichlorobenzene	57	(43 - 112)			SW846 8270C
	53	(43 - 112)	7.2	(0-85)	SW846 8270C
2-Methylphenol	72	(42 - 113)			SW846 8270C
	64	(42 - 113)	12	(0-73)	SW846 8270C
bis(2-Chloroisopropyl) ether	72	(53 - 122)			SW846 8270C
	68	(53 - 122)	6.2	(0-52)	SW846 8270C
4-Methylphenol	76	(29 - 122)			SW846 8270C
	64	(29 - 122)	17	(0-55)	SW846 8270C
N-Nitrosodi-n-propyl-amine	**79**	**(18 - 115)**			**SW846 8270C**
	74	**(18 - 115)**	**6.5**	**(0-36)**	**SW846 8270C**
Hexachloroethane	42	(28 - 94)			SW846 8270C
	37	(28 - 94)	13	(0-92)	SW846 8270C
Nitrobenzene	73	(56 - 125)			SW846 8270C
	73	(56 - 125)	0.73	(0-81)	SW846 8270C
Isophorone	83	(56 - 112)			SW846 8270C
	82	(56 - 112)	1.2	(0-50)	SW846 8270C
2-Nitrophenol	64	(51 - 131)			SW846 8270C
	43 a	(51 - 131)	38	(0-77)	SW846 8270C
2,4-Dimethylphenol	52	(28 - 109)			SW846 8270C
	51	(28 - 109)	2.7	(0-62)	SW846 8270C

(Continued on next page)

MATRIX SPIKE SAMPLE EVALUATION REPORT

GC/MS Semivolatiles

Client Lot #...: A7G120101 **Work Order #...:** J2PC81AF-MS **Matrix.....:** WG
MS Lot-Sample #: A7G120101-025 J2PC81AG-MSD

PARAMETER	PERCENT RECOVERY	RECOVERY LIMITS	RPD	RPD LIMITS	METHOD
bis(2-Chloroethoxy) methane	71	(57 - 114)			SW846 8270C
	69	(57 - 114)	2.5	(0-49)	SW846 8270C
2,4-Dichlorophenol	66	(52 - 121)			SW846 8270C
	47 a	(52 - 121)	34	(0-88)	SW846 8270C
1,2,4-Trichloro- benzene	**56**	**(22 - 110)**			**SW846 8270C**
	54	**(22 - 110)**	**4.3**	**(0-37)**	**SW846 8270C**
Naphthalene	62	(50 - 176)			SW846 8270C
	60	(50 - 176)	2.3	(0-52)	SW846 8270C
4-Chloroaniline	64	(15 - 109)			SW846 8270C
	67	(15 - 109)	4.8	(0-99)	SW846 8270C
Hexachlorobutadiene	46	(35 - 118)			SW846 8270C
	43	(35 - 118)	6.7	(0-56)	SW846 8270C
4-Chloro-3-methylphenol	**77**	**(47 - 111)**			**SW846 8270C**
	69	**(47 - 111)**	**11**	**(0-55)**	**SW846 8270C**
2-Methylnaphthalene	71	(45 - 119)			SW846 8270C
	71	(45 - 119)	0.58	(0-51)	SW846 8270C
Hexachlorocyclopenta- diene	20	(10 - 98)			SW846 8270C
	25	(10 - 98)	21	(0-97)	SW846 8270C
2,4,6-Trichloro- phenol	70	(46 - 122)			SW846 8270C
	50	(46 - 122)	33	(0-98)	SW846 8270C
2,4,5-Trichloro- phenol	72	(45 - 125)			SW846 8270C
	56	(45 - 125)	25	(0-74)	SW846 8270C
2-Chloronaphthalene	70	(51 - 119)			SW846 8270C
	72	(51 - 119)	4.0	(0-51)	SW846 8270C
2-Nitroaniline	85	(48 - 125)			SW846 8270C
	88	(48 - 125)	3.3	(0-83)	SW846 8270C
Dimethyl phthalate	85	(25 - 127)			SW846 8270C
	87	(25 - 127)	3.0	(0-99)	SW846 8270C
Acenaphthylene	71	(49 - 111)			SW846 8270C
	74	(49 - 111)	3.7	(0-51)	SW846 8270C
2,6-Dinitrotoluene	84	(58 - 127)			SW846 8270C
	89	(58 - 127)	5.4	(0-82)	SW846 8270C

(Continued on next page)

MATRIX SPIKE SAMPLE EVALUATION REPORT

GC/MS Semivolatiles

Client Lot #...: A7G120101 **Work Order #...:** J2PC81AF-MS **Matrix.....:** WG
MS Lot-Sample #: A7G120101-025 J2PC81AG-MSD

PARAMETER	PERCENT RECOVERY	RECOVERY LIMITS	RPD	RPD LIMITS	METHOD
3-Nitroaniline	80	(19 - 126)			SW846 8270C
	82	(19 - 126)	2.4	(0-99)	SW846 8270C
Acenaphthene	**70**	**(26 - 118)**			**SW846 8270C**
	71	**(26 - 118)**	**2.1**	**(0-35)**	**SW846 8270C**
2,4-Dinitrophenol	26	(14 - 138)			SW846 8270C
	28	(14 - 138)	6.3	(0-99)	SW846 8270C
4-Nitrophenol	**89**	**(10 - 123)**			**SW846 8270C**
	90	**(10 - 123)**	**0.51**	**(0-34)**	**SW846 8270C**
Dibenzofuran	75	(51 - 117)			SW846 8270C
	78	(51 - 117)	4.2	(0-51)	SW846 8270C
2,4-Dinitrotoluene	**87**	**(31 - 131)**			**SW846 8270C**
	94	**(31 - 131)**	**8.1**	**(0-32)**	**SW846 8270C**
Diethyl phthalate	89	(41 - 118)			SW846 8270C
	92	(41 - 118)	3.6	(0-81)	SW846 8270C
4-Chlorophenyl phenyl ether	84	(51 - 118)			SW846 8270C
	86	(51 - 118)	3.0	(0-51)	SW846 8270C
Fluorene	77	(51 - 119)			SW846 8270C
	81	(51 - 119)	4.1	(0-51)	SW846 8270C
4-Nitroaniline	81	(20 - 122)			SW846 8270C
	81	(20 - 122)	0.66	(0-99)	SW846 8270C
4,6-Dinitro-2-methylphenol	52	(40 - 130)			SW846 8270C
	51	(40 - 130)	2.5	(0-99)	SW846 8270C
N-Nitrosodiphenylamine	70	(49 - 117)			SW846 8270C
	69	(49 - 117)	0.98	(0-51)	SW846 8270C
4-Bromophenyl phenyl ether	82	(51 - 119)			SW846 8270C
	82	(51 - 119)	0.81	(0-51)	SW846 8270C
Hexachlorobenzene	83	(48 - 123)			SW846 8270C
	81	(48 - 123)	3.3	(0-51)	SW846 8270C
Pentachlorophenol	**60**	**(38 - 137)**			**SW846 8270C**
	57	**(38 - 137)**	**4.5**	**(0-56)**	**SW846 8270C**
Phenanthrene	81	(52 - 117)			SW846 8270C
	80	(52 - 117)	0.99	(0-51)	SW846 8270C
Anthracene	80	(49 - 118)			SW846 8270C
	77	(49 - 118)	3.0	(0-51)	SW846 8270C
Carbazole	84	(48 - 119)			SW846 8270C
	82	(48 - 119)	2.2	(0-53)	SW846 8270C

(Continued on next page)

MATRIX SPIKE SAMPLE EVALUATION REPORT

GC/MS Semivolatiles

Client Lot #...: A7G120101 **Work Order #...:** J2PC81AF-MS **Matrix.....:** WG
MS Lot-Sample #: A7G120101-025 J2PC81AG-MSD

PARAMETER	PERCENT RECOVERY	RECOVERY LIMITS	RPD	RPD LIMITS	METHOD
Di-n-butyl phthalate	89	(41 - 121)			SW846 8270C
	86	(41 - 121)	3.2	(0-53)	SW846 8270C
Fluoranthene	93	(49 - 122)			SW846 8270C
	89	(49 - 122)	3.4	(0-53)	SW846 8270C
Pyrene	**82**	**(27 - 138)**			**SW846 8270C**
	82	**(27 - 138)**	**0.75**	**(0-31)**	**SW846 8270C**
Butyl benzyl phthalate	86	(41 - 127)			SW846 8270C
	85	(41 - 127)	1.0	(0-84)	SW846 8270C
3,3'-Dichlorobenzidine	42	(19 - 111)			SW846 8270C
	42	(19 - 111)	1.5	(0-99)	SW846 8270C
Benzo(a)anthracene	81	(48 - 115)			SW846 8270C
	79	(48 - 115)	2.2	(0-51)	SW846 8270C
Chrysene	85	(49 - 118)			SW846 8270C
	86	(49 - 118)	0.94	(0-52)	SW846 8270C
bis(2-Ethylhexyl) phthalate	82	(43 - 128)			SW846 8270C
	81	(43 - 128)	0.67	(0-84)	SW846 8270C
Di-n-octyl phthalate	85	(39 - 144)			SW846 8270C
	86	(39 - 144)	1.6	(0-89)	SW846 8270C
Benzo(b)fluoranthene	80	(44 - 123)			SW846 8270C
	88	(44 - 123)	9.1	(0-54)	SW846 8270C
Benzo(k)fluoranthene	88	(46 - 123)			SW846 8270C
	87	(46 - 123)	1.3	(0-53)	SW846 8270C
Benzo(a)pyrene	83	(44 - 122)			SW846 8270C
	85	(44 - 122)	3.0	(0-51)	SW846 8270C
Indeno(1,2,3-cd)pyrene	86	(39 - 126)			SW846 8270C
	89	(39 - 126)	3.6	(0-59)	SW846 8270C
Dibenz(a,h)anthracene	88	(45 - 127)			SW846 8270C
	91	(45 - 127)	3.6	(0-57)	SW846 8270C
Benzo(ghi)perylene	86	(44 - 122)			SW846 8270C
	89	(44 - 122)	4.0	(0-55)	SW846 8270C
Atrazine	100	(30 - 120)			SW846 8270C
	96	(30 - 120)	4.0	(0-20)	SW846 8270C
Benzaldehyde	89	(30 - 120)			SW846 8270C
	75	(30 - 120)	17	(0-20)	SW846 8270C
Acetophenone	76	(30 - 120)			SW846 8270C
	71	(30 - 120)	6.4	(0-20)	SW846 8270C
1,1'-Biphenyl	65	(30 - 120)			SW846 8270C
	68	(30 - 120)	4.3	(0-20)	SW846 8270C
Caprolactam	82	(30 - 120)			SW846 8270C
	79	(30 - 120)	3.0	(0-20)	SW846 8270C

(Continued on next page)

MATRIX SPIKE SAMPLE EVALUATION REPORT

GC/MS Semivolatiles

Client Lot #...: A7G120101 **Work Order #...:** J2PC81AF-MS **Matrix.....:** WG
MS Lot-Sample #: A7G120101-025 J2PC81AG-MSD

SURROGATE	PERCENT RECOVERY	RECOVERY LIMITS
Nitrobenzene-d5	69	(32 - 112)
	65	(32 - 112)
2-Fluorobiphenyl	62	(30 - 110)
	63	(30 - 110)
Terphenyl-d14	84	(51 - 135)
	82	(51 - 135)
Phenol-d5	61	(10 - 117)
	40	(10 - 117)
2-Fluorophenol	38	(19 - 108)
	14 *	(19 - 108)
2,4,6-Tribromophenol	79	(42 - 124)
	70	(42 - 124)

NOTE(S):

Calculations are performed before rounding to avoid round-off errors in calculated results.

Bold print denotes control parameters

a Spiked analyte recovery is outside stated control limits.

p Relative percent difference (RPD) is outside stated control limits.

* Surrogate recovery is outside stated control limits.

Matrix Spike / Matrix Spike Duplicate Recovery and RPD Outlier Report

Method Batch : 7194031 **Analysis Method :** 8270C **Analysis Date :** 07/24/2007

Preparation Batch : 7194031 **Preparation Type :** 3520C **Preparation Date :** 07/13/2007

Lab Reporting Batch : A7G120101 **Lab ID:** STLCAN

Client Sample ID	Lab Sample ID	Matrix	Analyte Name	Reported *		Project Limits (Percent)			
				Percent Recovery	RPD	Rejection Point**	Lower Limit	Upper Limit	RPD
FWGBKGmw-013C-0466	A7G120101025S	AQ	2,4-Dinitrophenol LCS	26		0.00	45.00	135.00	20.00
			3,3'-Dichlorobenzidine	42		0.00	45.00	135.00	20.00
			Benzoic acid LCS	0.0		0.00	45.00	135.00	20.00
			Hexachlorocyclopentadiene LCS	20		0.00	45.00	135.00	20.00
			Hexachloroethane LCS	42		0.00	45.00	135.00	20.00
FWGBKGmw-013C-0466	A7G120101025D		2,4,5-Trichlorophenol		25	0.00	45.00	135.00	20.00
			2,4,6-Trichlorophenol		33	0.00	45.00	135.00	20.00
			2,4-Dichlorophenol		34	0.00	45.00	135.00	20.00
			2,4-Dinitrophenol	28		0.00	45.00	135.00	20.00
			2-Chlorophenol	32	55	0.00	45.00	135.00	20.00
			2-Nitrophenol	43	38	0.00	45.00	135.00	20.00
			3,3'-Dichlorobenzidine	42		0.00	45.00	135.00	20.00
			Benzoic acid	0.0		0.00	45.00	135.00	20.00
			Hexachlorobutadiene	43		0.00	45.00	135.00	20.00
			Hexachlorocyclopentadiene	25	21	0.00	45.00	135.00	20.00
			Hexachloroethane	37		0.00	45.00	135.00	20.00
			Phenol	43	39	0.00	45.00	135.00	20.00

40% dhw 9/11/07

Associated Samples: All samples in Method Batch

Client Sample ID	Lab Sample ID
FWGBKGmw-010C-0464-GW	A7G120101018
FWGBKGmw-010C-0464-GW	A7G120101018
FWGBKGmw-013C-0466-GW	A7G120101025
FWGBKGmw-013C-0466-GW	A7G120101025
FWGBKGmw-020C-0472-GW	A7G120101003
FWGBKGmw-020C-0472-GW	A7G120101003
FWGBKGmw-DUP1-0497-GW	A7G120101005
FWGBKGmw-DUP1-0497-GW	A7G120101005
FWGEQUIPRinse3-0503-GW	A7G120101029
FWGEQUIPRinse3-0503-GW	A7G120101029
FWGLL11mw-002C-0478-GW	A7G120101027
FWGLL11mw-002C-0478-GW	A7G120101027
FWGLL11mw-007C-0479-GW	A7G120101007
FWGLL11mw-007C-0479-GW	A7G120101007
FWGLL11mw-DUP4-0500-GW	A7G120101009
FWGLL11mw-DUP4-0500-GW	A7G120101009
FWGLL3mw-238C-0490-GW	A7G120101014
FWGLL3mw-238C-0490-GW	A7G120101014
FWGLL3mw-242C-0491-GW	A7G120101019
FWGLL3mw-242C-0491-GW	A7G120101019
FWGWBGmw-006C-0494-GW	A7G120101012
FWGWBGmw-006C-0494-GW	A7G120101012

* Only those Percent Recovery and/or RPD values outside project limits are listed in this report.

** Metal are also assessed against an upper rejection point of 150 percent for waters and 200 percent for soils and sediments

Project Number and Name: ***030240.0005 - Ravenna GW***

Matrix Spike / Matrix Spike Duplicate Recovery and RPD Outlier Report

FWGWBGmw-007C-0495-GW	A7G120101023
FWGWBGmw-007C-0495-GW	A7G120101023
FWGWBGmw-009C-0496-GW	A7G120101001
FWGWBGmw-009C-0496-GW	A7G120101001

* Only those Percent Recovery and/or RPD values outside project limits are listed in this report.
** Metal are also assessed against an upper rejection point of 150 percent for waters and 200 percent for soils and sediments

Project Number and Name: 030240.0005 - Ravenna GW

MATRIX SPIKE SAMPLE EVALUATION REPORT

GC/MS Semivolatiles

Client Lot #...: A7G120101 **Work Order #...:** J2PC81A4-MS **Matrix.....:** WG
MS Lot-Sample #: A7G120101-025 J2PC81A5-MSD
Date Sampled...: 07/11/07 11:10 **Date Received..:** 07/12/07
Prep Date.....: 07/27/07 **Analysis Date..:** 07/30/07
Prep Batch #...: 7208034
Dilution Factor: 1 **Initial Wgt/Vol:** 470 mL **Final Wgt/Vol..:** 2 mL

PARAMETER	PERCENT RECOVERY	RECOVERY LIMITS	RPD	RPD LIMITS	METHOD
Benzoic acid	63	(10 - 127)			SW846 8270C
	65	(10 - 127)	2.9	(0-99)	SW846 8270C
Phenol	**58**	**(10 - 116)**			**SW846 8270C**
	55	**(10 - 116)**	**5.0**	**(0-43)**	**SW846 8270C**
bis(2-Chloroethyl)-ether	60	(57 - 120)			SW846 8270C
	61	(57 - 120)	1.4	(0-51)	SW846 8270C
2-Chlorophenol	**55**	**(37 - 106)**			**SW846 8270C**
	53	**(37 - 106)**	**3.2**	**(0-43)**	**SW846 8270C**
1,3-Dichlorobenzene	39	(35 - 114)			SW846 8270C
	38	(35 - 114)	2.0	(0-89)	SW846 8270C
1,4-Dichlorobenzene	**39**	**(32 - 98)**			**SW846 8270C**
	38	**(32 - 98)**	**2.2**	**(0-36)**	**SW846 8270C**
1,2-Dichlorobenzene	43	(43 - 112)			SW846 8270C
	42 a	(43 - 112)	3.0	(0-85)	SW846 8270C
2-Methylphenol	58	(42 - 113)			SW846 8270C
	56	(42 - 113)	2.4	(0-73)	SW846 8270C
bis(2-Chloroisopropyl) ether	57	(53 - 122)			SW846 8270C
	58	(53 - 122)	2.8	(0-52)	SW846 8270C
4-Methylphenol	61	(29 - 122)			SW846 8270C
	59	(29 - 122)	3.6	(0-55)	SW846 8270C
N-Nitrosodi-n-propyl-amine	**58**	**(18 - 115)**			**SW846 8270C**
	57	**(18 - 115)**	**2.3**	**(0-36)**	**SW846 8270C**
Hexachloroethane	30	(28 - 94)			SW846 8270C
	29	(28 - 94)	4.4	(0-92)	SW846 8270C
Nitrobenzene	58	(56 - 125)			SW846 8270C
	59	(56 - 125)	2.3	(0-81)	SW846 8270C
Isophorone	68	(56 - 112)			SW846 8270C
	66	(56 - 112)	2.6	(0-50)	SW846 8270C
2-Nitrophenol	58	(51 - 131)			SW846 8270C
	58	(51 - 131)	0.23	(0-77)	SW846 8270C
2,4-Dimethylphenol	41	(28 - 109)			SW846 8270C
	38	(28 - 109)	6.6	(0-62)	SW846 8270C

(Continued on next page)

MATRIX SPIKE SAMPLE EVALUATION REPORT

GC/MS Semivolatiles

Client Lot #...: A7G120101 **Work Order #...:** J2PC81A4-MS **Matrix.....:** WG
MS Lot-Sample #: A7G120101-025 J2PC81A5-MSD

PARAMETER	PERCENT RECOVERY	RECOVERY LIMITS	RPD	RPD LIMITS	METHOD
bis(2-Chloroethoxy) methane	60	(57 - 114)			SW846 8270C
	58	(57 - 114)	3.2	(0-49)	SW846 8270C
2,4-Dichlorophenol	60	(52 - 121)			SW846 8270C
	58	(52 - 121)	3.7	(0-88)	SW846 8270C
1,2,4-Trichloro- benzene	**44**	**(22 - 110)**			**SW846 8270C**
	44	**(22 - 110)**	**1.4**	**(0-37)**	**SW846 8270C**
Naphthalene	56	(50 - 176)			SW846 8270C
	57	(50 - 176)	1.2	(0-52)	SW846 8270C
4-Chloroaniline	55	(15 - 109)			SW846 8270C
	53	(15 - 109)	3.2	(0-99)	SW846 8270C
Hexachlorobutadiene	33 a	(35 - 118)			SW846 8270C
	33 a	(35 - 118)	1.6	(0-56)	SW846 8270C
4-Chloro-3-methylphenol	**62**	**(47 - 111)**			**SW846 8270C**
	64	**(47 - 111)**	**3.3**	**(0-55)**	**SW846 8270C**
2-Methylnaphthalene	60	(45 - 119)			SW846 8270C
	60	(45 - 119)	0.74	(0-51)	SW846 8270C
Hexachlorocyclopenta- diene	13	(10 - 98)			SW846 8270C
	11	(10 - 98)	13	(0-97)	SW846 8270C
2,4,6-Trichloro- phenol	65	(46 - 122)			SW846 8270C
	65	(46 - 122)	0.20	(0-98)	SW846 8270C
2,4,5-Trichloro- phenol	71	(45 - 125)			SW846 8270C
	70	(45 - 125)	1.3	(0-74)	SW846 8270C
2-Chloronaphthalene	61	(51 - 119)			SW846 8270C
	60	(51 - 119)	2.4	(0-51)	SW846 8270C
2-Nitroaniline	70	(48 - 125)			SW846 8270C
	71	(48 - 125)	0.80	(0-83)	SW846 8270C
Dimethyl phthalate	75	(25 - 127)			SW846 8270C
	76	(25 - 127)	1.6	(0-99)	SW846 8270C
Acenaphthylene	69	(49 - 111)			SW846 8270C
	69	(49 - 111)	0.27	(0-51)	SW846 8270C
2,6-Dinitrotoluene	75	(58 - 127)			SW846 8270C
	78	(58 - 127)	2.6	(0-82)	SW846 8270C

(Continued on next page)

MATRIX SPIKE SAMPLE EVALUATION REPORT

GC/MS Semivolatiles

Client Lot #...: A7G120101 **Work Order #...:** J2PC81A4-MS **Matrix.....:** WG
MS Lot-Sample #: A7G120101-025 J2PC81A5-MSD

PARAMETER	PERCENT RECOVERY	RECOVERY LIMITS	RPD	RPD LIMITS	METHOD
3-Nitroaniline	72	(19 - 126)			SW846 8270C
	73	(19 - 126)	0.63	(0-99)	SW846 8270C
Acenaphthene	**67**	**(26 - 118)**			**SW846 8270C**
	67	**(26 - 118)**	**0.06**	**(0-35)**	**SW846 8270C**
2,4-Dinitrophenol	46	(14 - 138)			SW846 8270C
	49	(14 - 138)	5.2	(0-99)	SW846 8270C
4-Nitrophenol	**65**	**(10 - 123)**			**SW846 8270C**
	67	**(10 - 123)**	**3.6**	**(0-34)**	**SW846 8270C**
Dibenzofuran	71	(51 - 117)			SW846 8270C
	72	(51 - 117)	1.9	(0-51)	SW846 8270C
2,4-Dinitrotoluene	**80**	**(31 - 131)**			**SW846 8270C**
	81	**(31 - 131)**	**1.7**	**(0-32)**	**SW846 8270C**
Diethyl phthalate	76	(41 - 118)			SW846 8270C
	78	(41 - 118)	2.4	(0-81)	SW846 8270C
4-Chlorophenyl phenyl ether	74	(51 - 118)			SW846 8270C
	76	(51 - 118)	2.2	(0-51)	SW846 8270C
Fluorene	70	(51 - 119)			SW846 8270C
	73	(51 - 119)	3.8	(0-51)	SW846 8270C
4-Nitroaniline	73	(20 - 122)			SW846 8270C
	74	(20 - 122)	1.2	(0-99)	SW846 8270C
4,6-Dinitro-2-methylphenol	64	(40 - 130)			SW846 8270C
	65	(40 - 130)	2.0	(0-99)	SW846 8270C
N-Nitrosodiphenylamine	70	(49 - 117)			SW846 8270C
	70	(49 - 117)	1.0	(0-51)	SW846 8270C
4-Bromophenyl phenyl ether	78	(51 - 119)			SW846 8270C
	80	(51 - 119)	2.6	(0-51)	SW846 8270C
Hexachlorobenzene	77	(48 - 123)			SW846 8270C
	79	(48 - 123)	3.5	(0-51)	SW846 8270C
Pentachlorophenol	**55**	**(38 - 137)**			**SW846 8270C**
	58	**(38 - 137)**	**5.2**	**(0-56)**	**SW846 8270C**
Phenanthrene	77	(52 - 117)			SW846 8270C
	79	(52 - 117)	2.8	(0-51)	SW846 8270C
Anthracene	79	(49 - 118)			SW846 8270C
	80	(49 - 118)	1.4	(0-51)	SW846 8270C
Carbazole	81	(48 - 119)			SW846 8270C
	81	(48 - 119)	0.58	(0-53)	SW846 8270C

(Continued on next page)

MATRIX SPIKE SAMPLE EVALUATION REPORT

GC/MS Semivolatiles

Client Lot #...: A7G120101 **Work Order #...:** J2PC81A4-MS **Matrix.....:** WG
MS Lot-Sample #: A7G120101-025 J2PC81A5-MSD

PARAMETER	PERCENT RECOVERY	RECOVERY LIMITS	RPD	RPD LIMITS	METHOD
Di-n-butyl phthalate	86	(41 - 121)			SW846 8270C
	86	(41 - 121)	0.50	(0-53)	SW846 8270C
Fluoranthene	86	(49 - 122)			SW846 8270C
	87	(49 - 122)	1.8	(0-53)	SW846 8270C
Pyrene	**83**	**(27 - 138)**			**SW846 8270C**
	85	**(27 - 138)**	**1.9**	**(0-31)**	**SW846 8270C**
Butyl benzyl phthalate	78	(41 - 127)			SW846 8270C
	81	(41 - 127)	2.5	(0-84)	SW846 8270C
3,3'-Dichlorobenzidine	40	(19 - 111)			SW846 8270C
	41	(19 - 111)	2.7	(0-99)	SW846 8270C
Benzo(a)anthracene	75	(48 - 115)			SW846 8270C
	76	(48 - 115)	2.1	(0-51)	SW846 8270C
Chrysene	79	(49 - 118)			SW846 8270C
	83	(49 - 118)	5.2	(0-52)	SW846 8270C
bis(2-Ethylhexyl) phthalate	94	(43 - 128)			SW846 8270C
	102	(43 - 128)	7.0	(0-84)	SW846 8270C
Di-n-octyl phthalate	77	(39 - 144)			SW846 8270C
	78	(39 - 144)	0.78	(0-89)	SW846 8270C
Benzo(b)fluoranthene	82	(44 - 123)			SW846 8270C
	81	(44 - 123)	1.2	(0-54)	SW846 8270C
Benzo(k)fluoranthene	76	(46 - 123)			SW846 8270C
	79	(46 - 123)	3.5	(0-53)	SW846 8270C
Benzo(a)pyrene	77	(44 - 122)			SW846 8270C
	77	(44 - 122)	0.83	(0-51)	SW846 8270C
Indeno(1,2,3-cd)pyrene	81	(39 - 126)			SW846 8270C
	81	(39 - 126)	0.61	(0-59)	SW846 8270C
Dibenz(a,h)anthracene	81	(45 - 127)			SW846 8270C
	81	(45 - 127)	0.20	(0-57)	SW846 8270C
Benzo(ghi)perylene	80	(44 - 122)			SW846 8270C
	82	(44 - 122)	1.8	(0-55)	SW846 8270C
Atrazine	92	(30 - 120)			SW846 8270C
	91	(30 - 120)	1.3	(0-20)	SW846 8270C
Benzaldehyde	70	(30 - 120)			SW846 8270C
	72	(30 - 120)	3.5	(0-20)	SW846 8270C
Acetophenone	58	(30 - 120)			SW846 8270C
	57	(30 - 120)	2.2	(0-20)	SW846 8270C
1,1'-Biphenyl	64	(30 - 120)			SW846 8270C
	62	(30 - 120)	3.6	(0-20)	SW846 8270C
Caprolactam	72	(30 - 120)			SW846 8270C
	74	(30 - 120)	3.7	(0-20)	SW846 8270C

(Continued on next page)

MATRIX SPIKE SAMPLE EVALUATION REPORT

GC/MS Semivolatiles

Client Lot #...: A7G120101 **Work Order #...:** J2PC81A4-MS **Matrix.....:** WG
MS Lot-Sample #: A7G120101-025 J2PC81A5-MSD

SURROGATE	PERCENT RECOVERY	RECOVERY LIMITS
Nitrobenzene-d5	57	(32 - 112)
	61	(32 - 112)
2-Fluorobiphenyl	63	(30 - 110)
	62	(30 - 110)
Terphenyl-d14	90	(51 - 135)
	92	(51 - 135)
Phenol-d5	61	(10 - 117)
	60	(10 - 117)
2-Fluorophenol	45	(19 - 108)
	36	(19 - 108)
2,4,6-Tribromophenol	78	(42 - 124)
	80	(42 - 124)

NOTE(S):

Calculations are performed before rounding to avoid round-off errors in calculated results.

Bold print denotes control parameters

a Spiked analyte recovery is outside stated control limits.

Matrix Spike / Matrix Spike Duplicate Recovery and RPD Outlier Report

Method Batch : 7208034 **Analysis Method :** 8270C **Analysis Date :** 07/30/2007

Preparation Batch : 7208034 **Preparation Type :** 3520C **Preparation Date :** 07/27/2007

Lab Reporting Batch : A7G120101 **Lab ID:** STLCAN

Client Sample ID	Lab Sample ID	Matrix	Analyte Name	Reported *		Project Limits (Percent)			
				Percent Recovery	RPD	Rejection Point**	Lower Limit	Upper Limit	RPD
FWGBKGmw-013C-0466	A7G120101025S	AQ	1,2,4-Trichlorobenzene	44		0.00	45.00	135.00	20.00
			1,2-Dichlorobenzene	43		0.00	45.00	135.00	20.00
			1,3-Dichlorobenzene	39		0.00	45.00	135.00	20.00
			1,4-Dichlorobenzene	39		0.00	45.00	135.00	20.00
			2,4-Dimethylphenol	41		0.00	45.00	135.00	20.00
			3,3'-Dichlorobenzidine	40		0.00	45.00	135.00	20.00
			Hexachlorobutadiene	33		0.00	45.00	135.00	20.00
			Hexachlorocyclopentadiene VS	13		0.00	45.00	135.00	20.00
			Hexachloroethane	30		0.00	45.00	135.00	20.00
FWGBKGmw-013C-0466	A7G120101025D		1,2,4-Trichlorobenzene	44		0.00	45.00	135.00	20.00
			1,2-Dichlorobenzene	42		0.00	45.00	135.00	20.00
			1,3-Dichlorobenzene	38		0.00	45.00	135.00	20.00
			1,4-Dichlorobenzene	38		0.00	45.00	135.00	20.00
			2,4-Dimethylphenol	38		0.00	45.00	135.00	20.00
			3,3'-Dichlorobenzidine	41		0.00	45.00	135.00	20.00
			Hexachlorobutadiene	33		0.00	45.00	135.00	20.00
			Hexachlorocyclopentadiene	11		0.00	45.00	135.00	20.00
			Hexachloroethane	29		0.00	45.00	135.00	20.00

Associated Samples: All samples in Method Batch

Client Sample ID	Lab Sample ID
FWGBKGmw-010C-0464-GW	A7G120101018
FWGBKGmw-010C-0464-GW	A7G120101018
FWGBKGmw-013C-0466-GW	A7G120101025
FWGBKGmw-013C-0466-GW	A7G120101025
FWGBKGmw-020C-0472-GW	A7G120101003
FWGBKGmw-020C-0472-GW	A7G120101003
FWGBKGmw-DUP1-0497-GW	A7G120101005
FWGBKGmw-DUP1-0497-GW	A7G120101005
FWGEQUIPRinse3-0503-GW	A7G120101029
FWGEQUIPRinse3-0503-GW	A7G120101029
FWGLL11mw-002C-0478-GW	A7G120101027
FWGLL11mw-002C-0478-GW	A7G120101027
FWGLL11mw-007C-0479-GW	A7G120101007
FWGLL11mw-007C-0479-GW	A7G120101007
FWGLL11mw-DUP4-0500-GW	A7G120101009
FWGLL11mw-DUP4-0500-GW	A7G120101009
FWGLL3mw-238C-0490-GW	A7G120101014
FWGLL3mw-238C-0490-GW	A7G120101014
FWGLL3mw-242C-0491-GW	A7G120101019
FWGLL3mw-242C-0491-GW	A7G120101019
FWGWBGmw-006C-0494-GW	A7G120101012

* Only those Percent Recovery and/or RPD values outside project limits are listed in this report.
** Metal are also assessed against an upper rejection point of 150 percent for waters and 200 percent for soils and sediments

Project Number and Name: 030240.0005 - Ravenna GW

Matrix Spike / Matrix Spike Duplicate Recovery and RPD Outlier Report

FWGWBGmw-006C-0494-GW	A7G120101012
FWGWBGmw-007C-0495-GW	A7G120101023
FWGWBGmw-007C-0495-GW	A7G120101023
FWGWBGmw-009C-0496-GW	A7G120101001
FWGWBGmw-009C-0496-GW	A7G120101001

* Only those Percent Recovery and/or RPD values outside project limits are listed in this report.
** Metal are also assessed against an upper rejection point of 150 percent for waters and 200 percent for soils and sediments

Project Number and Name: 030240.0005 - Ravenna GW

Environmental Quality Mgt., Inc.

Client Sample ID: FWGWBGmw-009C-0496-GW

GC Semivolatiles

Lot-Sample #...: A7G120101-001 **Work Order #...:** J2N9X1AD **Matrix.....:** WG
Date Sampled...: 07/11/07 09:34 **Date Received..:** 07/12/07
Prep Date.....: 07/12/07 **Analysis Date..:** 07/16/07
Prep Batch #...: 7193122
Dilution Factor: 1 **Initial Wgt/Vol:** 1050 mL **Final Wgt/Vol..:** 2 mL
Method.....: SW846 8081A

PARAMETER	RESULT	REPORTING LIMIT	UNITS	MDL
alpha-BHC	ND	0.030	ug/L	0.0062
beta-BHC	ND	0.030	ug/L	0.0068
delta-BHC	ND	0.030	ug/L	0.0064
gamma-BHC (Lindane)	ND	0.030	ug/L	0.0062
Heptachlor	ND	0.030	ug/L	0.0062
Aldrin	ND	0.030	ug/L	0.0061
Heptachlor epoxide	ND	0.030	ug/L	0.0065
Endosulfan I	ND	0.025	ug/L	0.0072
Dieldrin	ND	0.030	ug/L	0.0067
4,4'-DDE	ND	0.030	ug/L	0.0076
Endrin	ND	0.030	ug/L	0.0074
Endosulfan II	ND	0.025	ug/L	0.0072
4,4'-DDD	ND	0.030	ug/L	0.0085
Endosulfan sulfate	ND	0.030	ug/L	0.0083
4,4'-DDT	ND	0.030	ug/L	0.0086
Methoxychlor	ND	0.10	ug/L	0.010
Endrin ketone	ND	0.030	ug/L	0.013
Endrin aldehyde	ND	0.030	ug/L	0.0091
alpha-Chlordane	ND	0.030	ug/L	0.0073
gamma-Chlordane	ND	0.030	ug/L	0.0065
Toxaphene	ND	2.0	ug/L	0.33

SURROGATE	PERCENT RECOVERY	RECOVERY LIMITS
Tetrachloro-m-xylene	69	(39 - 130)
Decachlorobiphenyl	76	(10 - 147)

Environmental Quality Mgt., Inc.

Client Sample ID: FWGBKGmw-020C-0472-GW

GC Semivolatiles

Lot-Sample #...: A7G120101-003 **Work Order #...:** J2N931AD **Matrix.....:** WG
Date Sampled...: 07/11/07 11:09 **Date Received..:** 07/12/07
Prep Date.....: 07/12/07 **Analysis Date..:** 07/16/07
Prep Batch #...: 7193122
Dilution Factor: 1 **Initial Wgt/Vol:** 1050 mL **Final Wgt/Vol..:** 2 mL
Method.....: SW846 8081A

PARAMETER	RESULT	REPORTING LIMIT	UNITS	MDL
alpha-BHC	ND	0.030	ug/L	0.0062
beta-BHC	ND	0.030	ug/L	0.0068
delta-BHC	ND	0.030	ug/L	0.0064
gamma-BHC (Lindane)	ND	0.030	ug/L	0.0062
Heptachlor	ND	0.030	ug/L	0.0062
Aldrin	ND	0.030	ug/L	0.0061
Heptachlor epoxide	ND	0.030	ug/L	0.0065
Endosulfan I	ND	0.025	ug/L	0.0072
Dieldrin	ND	0.030	ug/L	0.0067
4,4'-DDE	ND	0.030	ug/L	0.0076
Endrin	ND	0.030	ug/L	0.0074
Endosulfan II	ND	0.025	ug/L	0.0072
4,4'-DDD	ND	0.030	ug/L	0.0085
Endosulfan sulfate	ND	0.030	ug/L	0.0083
4,4'-DDT	ND	0.030	ug/L	0.0086
Methoxychlor	ND	0.10	ug/L	0.010
Endrin ketone	ND	0.030	ug/L	0.013
Endrin aldehyde	ND	0.030	ug/L	0.0091
alpha-Chlordane	ND	0.030	ug/L	0.0073
gamma-Chlordane	ND	0.030	ug/L	0.0065
Toxaphene	ND	2.0	ug/L	0.33

SURROGATE	PERCENT RECOVERY	RECOVERY LIMITS
Tetrachloro-m-xylene	83	(39 - 130)
Decachlorobiphenyl	71	(10 - 147)

Environmental Quality Mgt., Inc.

Client Sample ID: FWGBKGmw-DUP1-0497-GW

GC Semivolatiles

Lot-Sample #...: A7G120101-005 **Work Order #...:** J2N951AD **Matrix.....:** WG
Date Sampled...: 07/11/07 11:09 **Date Received..:** 07/12/07
Prep Date.....: 07/12/07 **Analysis Date..:** 07/17/07
Prep Batch #...: 7193122
Dilution Factor: 1 **Initial Wgt/Vol:** 1030 mL **Final Wgt/Vol..:** 2 mL
Method.....: SW846 8081A

PARAMETER	RESULT	REPORTING LIMIT	UNITS	MDL
alpha-BHC	ND	0.030	ug/L	0.0062
beta-BHC	ND	0.030	ug/L	0.0068
delta-BHC	ND	0.030	ug/L	0.0064
gamma-BHC (Lindane)	ND	0.030	ug/L	0.0062
Heptachlor	ND	0.030	ug/L	0.0062
Aldrin	ND	0.030	ug/L	0.0061
Heptachlor epoxide	ND	0.030	ug/L	0.0065
Endosulfan I	ND	0.025	ug/L	0.0072
Dieldrin	ND	0.030	ug/L	0.0067
4,4'-DDE	ND	0.030	ug/L	0.0076
Endrin	ND	0.030	ug/L	0.0074
Endosulfan II	ND	0.025	ug/L	0.0072
4,4'-DDD	ND	0.030	ug/L	0.0085
Endosulfan sulfate	ND	0.030	ug/L	0.0083
4,4'-DDT	ND	0.030	ug/L	0.0086
Methoxychlor	ND	0.10	ug/L	0.010
Endrin ketone	ND	0.030	ug/L	0.013
Endrin aldehyde	ND	0.030	ug/L	0.0091
alpha-Chlordane	ND	0.030	ug/L	0.0073
gamma-Chlordane	ND	0.030	ug/L	0.0065
Toxaphene	ND	2.0	ug/L	0.33

SURROGATE	PERCENT RECOVERY	RECOVERY LIMITS
Tetrachloro-m-xylene	88	(39 - 130)
Decachlorobiphenyl	55	(10 - 147)

Environmental Quality Mgt., Inc.

Client Sample ID: FWGLL11mw-007C-0479-GW

GC Semivolatiles

Lot-Sample #...: A7G120101-007 **Work Order #...:** J2N971AD **Matrix.....:** WG
Date Sampled...: 07/11/07 14:30 **Date Received..:** 07/12/07
Prep Date.....: 07/12/07 **Analysis Date..:** 07/17/07
Prep Batch #...: 7193122
Dilution Factor: 1 **Initial Wgt/Vol:** 1050 mL **Final Wgt/Vol..:** 2 mL
Method.....: SW846 8081A

PARAMETER	RESULT	REPORTING LIMIT	UNITS	MDL
alpha-BHC	ND	0.030	ug/L	0.0062
beta-BHC	ND	0.030	ug/L	0.0068
delta-BHC	ND	0.030	ug/L	0.0064
gamma-BHC (Lindane)	ND	0.030	ug/L	0.0062
Heptachlor	ND	0.030	ug/L	0.0062
Aldrin	ND	0.030	ug/L	0.0061
Heptachlor epoxide	ND	0.030	ug/L	0.0065
Endosulfan I	ND	0.025	ug/L	0.0072
Dieldrin	ND	0.030	ug/L	0.0067
4,4'-DDE	ND	0.030	ug/L	0.0076
Endrin	ND	0.030	ug/L	0.0074
Endosulfan II	ND	0.025	ug/L	0.0072
4,4'-DDD	ND	0.030	ug/L	0.0085
Endosulfan sulfate	ND	0.030	ug/L	0.0083
4,4'-DDT	ND	0.030	ug/L	0.0086
Methoxychlor	ND	0.10	ug/L	0.010
Endrin ketone	ND	0.030	ug/L	0.013
Endrin aldehyde	ND	0.030	ug/L	0.0091
alpha-Chlordane	ND	0.030	ug/L	0.0073
gamma-Chlordane	ND	0.030	ug/L	0.0065
Toxaphene	ND	2.0	ug/L	0.33

SURROGATE	PERCENT RECOVERY	RECOVERY LIMITS
Tetrachloro-m-xylene	88	(39 - 130)
Decachlorobiphenyl	73	(10 - 147)

Environmental Quality Mgt., Inc.

Client Sample ID: FWGLL11mw-DUP4-0500-GW

GC Semivolatiles

Lot-Sample #...: A7G120101-009 **Work Order #...:** J2N991AD **Matrix.....:** WG
Date Sampled...: 07/11/07 14:30 **Date Received..:** 07/12/07
Prep Date.....: 07/12/07 **Analysis Date..:** 07/17/07
Prep Batch #...: 7193122
Dilution Factor: 1 **Initial Wgt/Vol:** 1050 mL **Final Wgt/Vol..:** 2 mL
Method.....: SW846 8081A

PARAMETER	RESULT	REPORTING LIMIT	UNITS	MDL
alpha-BHC	ND	0.030	ug/L	0.0062
beta-BHC	ND	0.030	ug/L	0.0068
delta-BHC	ND	0.030	ug/L	0.0064
gamma-BHC (Lindane)	ND	0.030	ug/L	0.0062
Heptachlor	ND	0.030	ug/L	0.0062
Aldrin	ND	0.030	ug/L	0.0061
Heptachlor epoxide	ND	0.030	ug/L	0.0065
Endosulfan I	ND	0.025	ug/L	0.0072
Dieldrin	ND	0.030	ug/L	0.0067
4,4'-DDE	ND	0.030	ug/L	0.0076
Endrin	ND	0.030	ug/L	0.0074
Endosulfan II	ND	0.025	ug/L	0.0072
4,4'-DDD	ND	0.030	ug/L	0.0085
Endosulfan sulfate	ND	0.030	ug/L	0.0083
4,4'-DDT	ND	0.030	ug/L	0.0086
Methoxychlor	ND	0.10	ug/L	0.010
Endrin ketone	ND	0.030	ug/L	0.013
Endrin aldehyde	ND	0.030	ug/L	0.0091
alpha-Chlordane	ND	0.030	ug/L	0.0073
gamma-Chlordane	ND	0.030	ug/L	0.0065
Toxaphene	ND	2.0	ug/L	0.33

SURROGATE	PERCENT RECOVERY	RECOVERY LIMITS
Tetrachloro-m-xylene	78	(39 - 130)
Decachlorobiphenyl	72	(10 - 147)

Environmental Quality Mgt., Inc.

Client Sample ID: FWGWBGmw-006C-0494-GW

GC Semivolatiles

Lot-Sample #...: A7G120101-012 **Work Order #...:** J2PAM1AD **Matrix.....:** WG
Date Sampled...: 07/11/07 09:15 **Date Received..:** 07/12/07
Prep Date.....: 07/12/07 **Analysis Date..:** 07/17/07
Prep Batch #...: 7193122
Dilution Factor: 1 **Initial Wgt/Vol:** 1030 mL **Final Wgt/Vol..:** 2 mL
Method.....: SW846 8081A

PARAMETER	RESULT	REPORTING LIMIT	UNITS	MDL
alpha-BHC	ND	0.030	ug/L	0.0062
beta-BHC	ND	0.030	ug/L	0.0068
delta-BHC	ND	0.030	ug/L	0.0064
gamma-BHC (Lindane)	ND	0.030	ug/L	0.0062
Heptachlor	ND	0.030	ug/L	0.0062
Aldrin	ND	0.030	ug/L	0.0061
Heptachlor epoxide	ND	0.030	ug/L	0.0065
Endosulfan I	ND	0.025	ug/L	0.0072
Dieldrin	ND	0.030	ug/L	0.0067
4,4'-DDE	ND	0.030	ug/L	0.0076
Endrin	ND	0.030	ug/L	0.0074
Endosulfan II	ND	0.025	ug/L	0.0072
4,4'-DDD	ND	0.030	ug/L	0.0085
Endosulfan sulfate	ND	0.030	ug/L	0.0083
4,4'-DDT	ND	0.030	ug/L	0.0086
Methoxychlor	ND	0.10	ug/L	0.010
Endrin ketone	ND	0.030	ug/L	0.013
Endrin aldehyde	ND	0.030	ug/L	0.0091
alpha-Chlordane	ND	0.030	ug/L	0.0073
gamma-Chlordane	ND	0.030	ug/L	0.0065
Toxaphene	ND	2.0	ug/L	0.33

SURROGATE	PERCENT RECOVERY	RECOVERY LIMITS
Tetrachloro-m-xylene	109	(39 - 130)
Decachlorobiphenyl	76	(10 - 147)

Environmental Quality Mgt., Inc.

Client Sample ID: FWGLL3mw-238C-0490-GW

GC Semivolatiles

Lot-Sample #...: A7G120101-014 **Work Order #...:** J2PA21AD **Matrix.....:** WG
Date Sampled...: 07/11/07 11:30 **Date Received..:** 07/12/07
Prep Date.....: 07/12/07 **Analysis Date..:** 07/21/07
Prep Batch #...: 7193122
Dilution Factor: 50 **Initial Wgt/Vol:** 1020 mL **Final Wgt/Vol..:** 2 mL
Method.....: SW846 8081A

PARAMETER	RESULT	REPORTING LIMIT	UNITS	MDL
alpha-BHC	ND	1.5	ug/L	0.31
beta-BHC	ND	1.5	ug/L	0.34
delta-BHC	ND	1.5	ug/L	0.32
gamma-BHC (Lindane)	ND	1.5	ug/L	0.31
Heptachlor	ND	1.5	ug/L	0.31
Aldrin	ND	1.5	ug/L	0.30
Heptachlor epoxide	ND	1.5	ug/L	0.32
Endosulfan I	ND	1.2	ug/L	0.36
Dieldrin	ND	1.5	ug/L	0.34
4,4'-DDE	ND	1.5	ug/L	0.38
Endrin	ND	1.5	ug/L	0.37
Endosulfan II	ND	1.2	ug/L	0.36
4,4'-DDD	ND	1.5	ug/L	0.42
Endosulfan sulfate	ND	1.5	ug/L	0.42
4,4'-DDT	ND	1.5	ug/L	0.43
Methoxychlor	ND	5.0	ug/L	0.50
Endrin ketone	ND	1.5	ug/L	0.65
Endrin aldehyde	ND	1.5	ug/L	0.46
alpha-Chlordane	ND	1.5	ug/L	0.36
gamma-Chlordane	ND	1.5	ug/L	0.32
Toxaphene	ND	100	ug/L	16

SURROGATE	PERCENT RECOVERY	RECOVERY LIMITS
Tetrachloro-m-xylene	94 DIL	(39 - 130)
Decachlorobiphenyl	28 DIL	(10 - 147)

NOTE(S):

DIL The concentration is estimated or not reported due to dilution or the presence of interfering analytes.

Elevated reporting limits. The reporting limits are elevated due to matrix interference.

Environmental Quality Mgt., Inc.

Client Sample ID: FWGBKGmw-010C-0464-GW

GC Semivolatiles

Lot-Sample #...: A7G120101-016 **Work Order #...:** J2PA81AA **Matrix.....:** WG
Date Sampled...: 07/11/07 14:00 **Date Received..:** 07/12/07
Prep Date.....: 07/12/07 **Analysis Date..:** 07/17/07
Prep Batch #...: 7193122
Dilution Factor: 1 **Initial Wgt/Vol:** 1010 mL **Final Wgt/Vol..:** 2 mL
Method.....: SW846 8081A

PARAMETER	RESULT	REPORTING LIMIT	UNITS	MDL
alpha-BHC	ND	0.030	ug/L	0.0062
beta-BHC	ND	0.030	ug/L	0.0068
delta-BHC	**0.0066 J**	**0.030**	**ug/L**	**0.0064**
gamma-BHC (Lindane)	ND	0.030	ug/L	0.0062
Heptachlor	ND	0.030	ug/L	0.0062
Aldrin	ND	0.030	ug/L	0.0061
Heptachlor epoxide	ND	0.030	ug/L	0.0065
Endosulfan I	ND	0.025	ug/L	0.0072
Dieldrin	ND	0.030	ug/L	0.0067
4,4'-DDE	ND	0.030	ug/L	0.0076
Endrin	ND	0.030	ug/L	0.0074
Endosulfan II	ND	0.025	ug/L	0.0072
4,4'-DDD	ND	0.030	ug/L	0.0085
Endosulfan sulfate	ND	0.030	ug/L	0.0083
4,4'-DDT	ND	0.030	ug/L	0.0086
Methoxychlor	ND	0.10	ug/L	0.010
Endrin ketone	ND	0.030	ug/L	0.013
Endrin aldehyde	ND	0.030	ug/L	0.0091
alpha-Chlordane	**0.0090 J**	**0.030**	**ug/L**	**0.0073**
gamma-Chlordane	ND	0.030	ug/L	0.0065
Toxaphene	ND	2.0	ug/L	0.33

SURROGATE	PERCENT RECOVERY	RECOVERY LIMITS
Tetrachloro-m-xylene	79	(39 - 130)
Decachlorobiphenyl	92	(10 - 147)

NOTE(S):

J Estimated result. Result is less than RL.

Environmental Quality Mgt., Inc.

Client Sample ID: FWGLL3mw-242C-0491-GW

GC Semivolatiles

Lot-Sample #...: A7G120101-019 **Work Order #...:** J2PCV1AD **Matrix.....:** WG
Date Sampled...: 07/11/07 15:50 **Date Received..:** 07/12/07
Prep Date.....: 07/12/07 **Analysis Date..:** 07/17/07
Prep Batch #...: 7193122
Dilution Factor: 1 **Initial Wgt/Vol:** 1010 mL **Final Wgt/Vol..:** 2 mL
Method.....: SW846 8081A

PARAMETER	RESULT	REPORTING LIMIT	UNITS	MDL
alpha-BHC	ND	0.030	ug/L	0.0062
beta-BHC	ND	0.030	ug/L	0.0068
delta-BHC	ND	0.030	ug/L	0.0064
gamma-BHC (Lindane)	ND	0.030	ug/L	0.0062
Heptachlor	ND	0.030	ug/L	0.0062
Aldrin	ND	0.030	ug/L	0.0061
Heptachlor epoxide	ND	0.030	ug/L	0.0065
Endosulfan I	ND	0.025	ug/L	0.0072
Dieldrin	ND	0.030	ug/L	0.0067
4,4'-DDE	ND	0.030	ug/L	0.0076
Endrin	ND	0.030	ug/L	0.0074
Endosulfan II	ND	0.025	ug/L	0.0072
4,4'-DDD	ND	0.030	ug/L	0.0085
Endosulfan sulfate	ND	0.030	ug/L	0.0083
4,4'-DDT	ND	0.030	ug/L	0.0086
Methoxychlor	ND	0.10	ug/L	0.010
Endrin ketone	ND	0.030	ug/L	0.013
Endrin aldehyde	ND	0.030	ug/L	0.0091
alpha-Chlordane	ND	0.030	ug/L	0.0073
gamma-Chlordane	ND	0.030	ug/L	0.0065
Toxaphene	ND	2.0	ug/L	0.33

SURROGATE	PERCENT RECOVERY	RECOVERY LIMITS
Tetrachloro-m-xylene	89	(39 - 130)
Decachlorobiphenyl	93	(10 - 147)

Environmental Quality Mgt., Inc.

Client Sample ID: FWGWBGmw-007C-0495-GW

GC Semivolatiles

Lot-Sample #...: A7G120101-023 **Work Order #...:** J2PC21AD **Matrix.....:** WG
Date Sampled...: 07/11/07 09:35 **Date Received..:** 07/12/07
Prep Date.....: 07/12/07 **Analysis Date..:** 07/17/07
Prep Batch #...: 7193122
Dilution Factor: 1 **Initial Wgt/Vol:** 900 mL **Final Wgt/Vol..:** 2 mL
Method.....: SW846 8081A

PARAMETER	RESULT	REPORTING LIMIT	UNITS	MDL
alpha-BHC	ND	0.030	ug/L	0.0062
beta-BHC	ND	0.030	ug/L	0.0068
delta-BHC	ND	0.030	ug/L	0.0064
gamma-BHC (Lindane)	ND	0.030	ug/L	0.0062
Heptachlor	ND	0.030	ug/L	0.0062
Aldrin	ND	0.030	ug/L	0.0061
Heptachlor epoxide	ND	0.030	ug/L	0.0065
Endosulfan I	ND	0.025	ug/L	0.0072
Dieldrin	ND	0.030	ug/L	0.0067
4,4'-DDE	ND	0.030	ug/L	0.0076
Endrin	ND	0.030	ug/L	0.0074
Endosulfan II	ND	0.025	ug/L	0.0072
4,4'-DDD	ND	0.030	ug/L	0.0085
Endosulfan sulfate	ND	0.030	ug/L	0.0083
4,4'-DDT	ND	0.030	ug/L	0.0086
Methoxychlor	ND	0.10	ug/L	0.010
Endrin ketone	ND	0.030	ug/L	0.013
Endrin aldehyde	ND	0.030	ug/L	0.0091
alpha-Chlordane	ND	0.030	ug/L	0.0073
gamma-Chlordane	ND	0.030	ug/L	0.0065
Toxaphene	ND	2.0	ug/L	0.33

SURROGATE	PERCENT RECOVERY	RECOVERY LIMITS
Tetrachloro-m-xylene	92	(39 - 130)
Decachlorobiphenyl	79	(10 - 147)

Environmental Quality Mgt., Inc.

Client Sample ID: FWGBKGmw-013C-0466-GW

GC Semivolatiles

Lot-Sample #...: A7G120101-025 **Work Order #...:** J2PC81AH **Matrix.....:** WG
Date Sampled...: 07/11/07 11:10 **Date Received..:** 07/12/07
Prep Date.....: 07/12/07 **Analysis Date..:** 07/17/07
Prep Batch #...: 7193122
Dilution Factor: 1 **Initial Wgt/Vol:** 920 mL **Final Wgt/Vol..:** 2 mL
Method.....: SW846 8081A

PARAMETER	RESULT	REPORTING LIMIT	UNITS	MDL
alpha-BHC	ND	0.030	ug/L	0.0062
beta-BHC	ND	0.030	ug/L	0.0068
delta-BHC	ND	0.030	ug/L	0.0064
gamma-BHC (Lindane)	ND	0.030	ug/L	0.0062
Heptachlor	ND	0.030	ug/L	0.0062
Aldrin	ND	0.030	ug/L	0.0061
Heptachlor epoxide	ND	0.030	ug/L	0.0065
Endosulfan I	ND	0.025	ug/L	0.0072
Dieldrin	ND	0.030	ug/L	0.0067
4,4'-DDE	ND	0.030	ug/L	0.0076
Endrin	ND	0.030	ug/L	0.0074
Endosulfan II	ND	0.025	ug/L	0.0072
4,4'-DDD	ND	0.030	ug/L	0.0085
Endosulfan sulfate	ND	0.030	ug/L	0.0083
4,4'-DDT	ND	0.030	ug/L	0.0086
Methoxychlor	ND	0.10	ug/L	0.010
Endrin ketone	ND	0.030	ug/L	0.013
Endrin aldehyde	ND	0.030	ug/L	0.0091
alpha-Chlordane	ND	0.030	ug/L	0.0073
gamma-Chlordane	ND	0.030	ug/L	0.0065
Toxaphene	ND	2.0	ug/L	0.33

SURROGATE	PERCENT RECOVERY	RECOVERY LIMITS
Tetrachloro-m-xylene	90	(39 - 130)
Decachlorobiphenyl	70	(10 - 147)

Environmental Quality Mgt., Inc.

Client Sample ID: FWGLL11mw-002C-0478-GW

GC Semivolatiles

Lot-Sample #...: A7G120101-027 **Work Order #...:** J2PDC1AD **Matrix.....:** WG
Date Sampled...: 07/11/07 14:40 **Date Received..:** 07/12/07
Prep Date.....: 07/12/07 **Analysis Date..:** 07/17/07
Prep Batch #...: 7193122
Dilution Factor: 1 **Initial Wgt/Vol:** 900 mL **Final Wgt/Vol..:** 2 mL
Method.....: SW846 8081A

PARAMETER	RESULT	REPORTING LIMIT	UNITS	MDL
alpha-BHC	ND	0.030	ug/L	0.0062
beta-BHC	**0.013 J**	**0.030**	**ug/L**	**0.0068**
delta-BHC	ND	0.030	ug/L	0.0064
gamma-BHC (Lindane)	ND	0.030	ug/L	0.0062
Heptachlor	ND	0.030	ug/L	0.0062
Aldrin	ND	0.030	ug/L	0.0061
Heptachlor epoxide	ND	0.030	ug/L	0.0065
Endosulfan I	ND	0.025	ug/L	0.0072
Dieldrin	ND	0.030	ug/L	0.0067
4,4'-DDE	ND	0.030	ug/L	0.0076
Endrin	ND	0.030	ug/L	0.0074
Endosulfan II	ND	0.025	ug/L	0.0072
4,4'-DDD	ND	0.030	ug/L	0.0085
Endosulfan sulfate	ND	0.030	ug/L	0.0083
4,4'-DDT	ND	0.030	ug/L	0.0086
Methoxychlor	ND	0.10	ug/L	0.010
Endrin ketone	ND	0.030	ug/L	0.013
Endrin aldehyde	ND	0.030	ug/L	0.0091
alpha-Chlordane	ND	0.030	ug/L	0.0073
gamma-Chlordane	ND	0.030	ug/L	0.0065
Toxaphene	ND	2.0	ug/L	0.33

SURROGATE	PERCENT RECOVERY	RECOVERY LIMITS
Tetrachloro-m-xylene	73	(39 - 130)
Decachlorobiphenyl	57	(10 - 147)

NOTE(S):

J Estimated result. Result is less than RL.

Environmental Quality Mgt., Inc.

Client Sample ID: FWGEQUIPRinse3-0503-GW

GC Semivolatiles

Lot-Sample #...: A7G120101-029 **Work Order #...:** J2PDE1AD **Matrix.....:** WQ
Date Sampled...: 07/11/07 15:30 **Date Received..:** 07/12/07
Prep Date.....: 07/12/07 **Analysis Date..:** 07/17/07
Prep Batch #...: 7193122
Dilution Factor: 1 **Initial Wgt/Vol:** 900 mL **Final Wgt/Vol..:** 2 mL
Method.....: SW846 8081A

PARAMETER	RESULT	REPORTING LIMIT	UNITS	MDL
alpha-BHC	ND	0.030	ug/L	0.0062
beta-BHC	ND	0.030	ug/L	0.0068
delta-BHC	ND	0.030	ug/L	0.0064
gamma-BHC (Lindane)	ND	0.030	ug/L	0.0062
Heptachlor	ND	0.030	ug/L	0.0062
Aldrin	ND	0.030	ug/L	0.0061
Heptachlor epoxide	ND	0.030	ug/L	0.0065
Endosulfan I	ND	0.025	ug/L	0.0072
Dieldrin	ND	0.030	ug/L	0.0067
4,4'-DDE	ND	0.030	ug/L	0.0076
Endrin	ND	0.030	ug/L	0.0074
Endosulfan II	ND	0.025	ug/L	0.0072
4,4'-DDD	ND	0.030	ug/L	0.0085
Endosulfan sulfate	ND	0.030	ug/L	0.0083
4,4'-DDT	ND	0.030	ug/L	0.0086
Methoxychlor	ND	0.10	ug/L	0.010
Endrin ketone	ND	0.030	ug/L	0.013
Endrin aldehyde	ND	0.030	ug/L	0.0091
alpha-Chlordane	ND	0.030	ug/L	0.0073
gamma-Chlordane	ND	0.030	ug/L	0.0065
Toxaphene	ND	2.0	ug/L	0.33

SURROGATE	PERCENT RECOVERY	RECOVERY LIMITS
Tetrachloro-m-xylene	92	(39 - 130)
Decachlorobiphenyl	110	(10 - 147)

FORM 8
PESTICIDES ANALYTICAL SEQUENCE

Lab Name: STL - NORTH CANTON Contract:

Lab Code: STLCAN Case No.: SAS No.: SDG No.: A7G120101

GC Column: CLP PESTICIDES ID: 0.53 (mm) Init. Calib. Date(s): 07/02/07 07/20/07

Instrument ID: A2HP3

THE ANALYTICAL SEQUENCE OF PERFORMANCE EVALUATION MIXTURES, BLANKS, SAMPLES, AND STANDARDS IS GIVEN BELOW:

	MEAN SURROGATE RT FROM INITIAL CALIBRATION					
	CLIENT SAMPLE NO.	LAB SAMPLE ID	DATE ANALYZED	TIME ANALYZED	RT #	RT #
01		TOX3 E080	07/20/07	1855		
02		PEM E096	07/20/07	2349	OK	
03		AB3 E113	07/21/07	0014	OK	
04		MRL	07/21/07	0038	058F280	
05	FWGLL3MW-238	J2PA21AD	07/21/07	0103		
06		TOX3 E080	07/21/07	0152	OK	
07		PEM E096	07/21/07	0330	OK	
08		AB3 E113	07/21/07	0354	OK	
09		MRL	07/21/07	0419	057F320	
10						
11						
12						
13						
14						
15						
16						
17						
18						
19						
20						
21						
22						
23						
24						
25						
26						
27						
28						
29						
30						
31						
32						

QC LIMITS

Column used to flag retention time values with an asterisk.
* Values outside of QC limits.

STL North Canton

CONTINUING CALIBRATION COMPOUNDS

Instrument ID: a2hp3.i Injection Date: 20-JUL-2007 18:55
Lab File ID: 014F1401.D Init. Cal. Date(s): 02-JUL-2007 20-JUL-2007
Analysis Type: Init. Cal. Times: 17:29 18:30
Lab Sample ID: TOX3 E080 Quant Type: ESTD
Method: \\Cansvr11\dd\chem\GCS\a2hp3.i\707201CA-1.b\PEST3.m

COMPOUND	RRF / AMOUNT	RF0.025	CCAL RRF0.025	MIN RRF	%D / %DRIFT	MAX %D / %DRIFT	CURVE TYPE	
19 Toxaphene (1)	2404155	2120385	2120385	0.010	11.80332	15.00000	Averaged	
(2)	2713887	2394496	2394496	0.010	11.76877	15.00000	Averaged	
(3)	3440703	3026544	3026544	0.010	12.03705	15.00000	Averaged	
(4)	2844478	2458513	2458513	0.010	13.56891	15.00000	Averaged	
(5)	2225172	1869064	1869064	0.010	16.00363	15.00000	Averaged	<-

$\frac{65.18165}{5} = 13.04$

STL North Canton

CONTINUING CALIBRATION COMPOUNDS

Instrument ID: a2hp3.i Injection Date: 20-JUL-2007 18:55
Lab File ID: 014F1401.D Init. Cal. Date(s): 02-JUL-2007 20-JUL-2007
Analysis Type: Init. Cal. Times: 17:29 18:30
Lab Sample ID: TOX3 E080 Quant Type: ESTD
Method: \\Cansvr11\dd\chem\GCS\a2hp3.i\707201CA-1.b\PEST3.m\pest3r.m

COMPOUND	RRF / AMOUNT	RF0.025	CCAL RRF0.025	MIN RRF	%D / %DRIFT	MAX %D / %DRIFT	CURVE TYPE	
19 Toxaphene (1)	7231912	6282763	6282763	0.010	13.12445	15.00000	Averaged	
(2)	7291732	6262933	6262933	0.010	14.10911	15.00000	Averaged	
(3)	7843652	6632531	6632531	0.010	15.44078	15.00000	Averaged	<-
(4)	5877443	4825743	4825743	0.010	17.89383	15.00000	Averaged	<-
(5)	4859020	3928300	3928300	0.010	19.15448	15.00000	Averaged	<-

$\frac{79.72205}{5} = 15.9$

STL North Canton

CONTINUING CALIBRATION COMPOUNDS

Instrument ID: a2hp3.i Injection Date: 21-JUL-2007 00:14
Lab File ID: 027F2701.D Init. Cal. Date(s): 02-JUL-2007 20-JUL-2007
Analysis Type: Init. Cal. Times: 17:29 18:30
Lab Sample ID: AB3 E113 Quant Type: ESTD
Method: \\Cansvr11\dd\chem\GCS\a2hp3.i\707201CA-1.b\PEST3.m\pest3r.m

COMPOUND	RRF / AMOUNT	RF0.025	CCAL RRF0.025	MIN RRF	%D / %DRIFT	MAX %D / %DRIFT	CURVE TYPE	
$ 1 Tetrachloro-m-xylene	378907582	433378680	433378680	0.000	-14.37583	15.00000	Averaged	
4 alpha-BHC	917024333	1.116e+09	1.116e+09	0.010	-21.66725	15.00000	Averaged	<-
5 gamma-BHC (Lindane)	392919219	479049280	479049280	0.010	-21.92055	15.00000	Averaged	<-
6 beta-BHC	148539473	169462760	169462760	0.010	-14.08601	15.00000	Averaged	
7 delta-BHC	0.02500	0.02763	359784000	0.010	-10.50219	0.000e+000	Linear	
8 Heptachlor	302301425	367926920	367926920	0.010	-21.70863	15.00000	Averaged	<-
10 Aldrin	306905195	358730080	358730080	0.010	-16.88628	15.00000	Averaged	<-
12 Heptachlor epoxide	309976265	375985600	375985600	0.010	-21.29496	15.00000	Averaged	<-
13 gamma-Chlordane	306305395	361791120	361791120	0.010	-18.11451	15.00000	Averaged	<-
14 alpha-Chlordane	313310574	369575520	369575520	0.010	-17.95820	15.00000	Averaged	<-
16 4,4'-DDE	640009154	729717720	729717720	0.010	-14.01676	15.00000	Averaged	
15 Endosulfan I	538101197	655800000	655800000	0.010	-21.87299	15.00000	Averaged	<-
17 Dieldrin	317325470	380768440	380768440	0.010	-19.99303	15.00000	Averaged	<-
20 Endrin	483980831	556261560	556261560	0.010	-14.93463	15.00000	Averaged	
22 4,4'-DDD	354160331	388602120	388602120	0.010	-9.72491	15.00000	Averaged	
23 Endosulfan II	245431737	293422080	293422080	0.010	-19.55344	15.00000	Averaged	<-
24 4,4'-DDT	331699559	384795800	384795800	0.010	-16.00733	15.00000	Averaged	<-
25 Endrin aldehyde	310160893	382593560	382593560	0.010	-23.35326	15.00000	Averaged	<-
26 Endosulfan sulfate	220572421	261628760	261628760	0.010	-18.61354	15.00000	Averaged	<-
28 Methoxychlor	139986327	168392320	168392320	0.010	-20.29198	15.00000	Averaged	<-
29 Endrin ketone	317638167	398217080	398217080	0.010	-25.36815	15.00000	Averaged	<-
$ 30 Decachlorobiphenyl	155396053	186743520	186743520	0.010	-20.17263	15.00000	Averaged	<-

$367.8680 / 20 = 18.4\%$

STL North Canton

CONTINUING CALIBRATION COMPOUNDS

Instrument ID: a2hp3.i Injection Date: 21-JUL-2007 03:54
Lab File ID: 036F3601.D Init. Cal. Date(s): 02-JUL-2007 20-JUL-2007
Analysis Type: Init. Cal. Times: 17:29 18:30
Lab Sample ID: AB3 E113 Quant Type: ESTD
Method: \\cansvr11\dd\chem\GCS\a2hp3.i\707201CA-1.b\PEST3.m\pest3r.m

COMPOUND	RRF / AMOUNT	RF0.025	CCAL RRF0.025	MIN RRF	%D / %DRIFT	MAX %D / %DRIFT	CURVE TYPE	
$ 1 Tetrachloro-m-xylene	378907582	454468000	454468000	0.000	-19.94165	15.00000	Averaged	<-
4 alpha-BHC	917024333	1.203e+09	1.203e+09	0.010	-31.14784	15.00000	Averaged	<-
5 gamma-BHC (Lindane)	392919219	518360480	518360480	0.010	-31.92546	15.00000	Averaged	<-
6 beta-BHC	148539473	183568920	183568920	0.010	-23.58259	15.00000	Averaged	<-
7 delta-BHC	0.02500	0.02985	395336280	0.010	-19.39943	0.000e+000	Linear	
8 Heptachlor	302301425	399035520	399035520	0.010	-31.99922	15.00000	Averaged	<-
10 Aldrin	306905195	386755880	386755880	0.010	-26.01803	15.00000	Averaged	<-
12 Heptachlor epoxide	309976265	413657080	413657080	0.010	-33.44799	15.00000	Averaged	<-
13 gamma-Chlordane	306305395	403756200	403756200	0.010	-31.81492	15.00000	Averaged	<-
14 alpha-Chlordane	313310574	413063600	413063600	0.010	-31.83838	15.00000	Averaged	<-
16 4,4'-DDE	640009154	800140320	800140320	0.010	-25.02014	15.00000	Averaged	<-
15 Endosulfan I	538101197	731240400	731240400	0.010	-35.89273	15.00000	Averaged	<-
17 Dieldrin	317325470	432849080	432849080	0.010	-36.40540	15.00000	Averaged	<-
20 Endrin	483980831	638675320	638675320	0.010	-31.96294	15.00000	Averaged	<-
22 4,4'-DDD	354160331	443978480	443978480	0.010	-25.36087	15.00000	Averaged	<-
23 Endosulfan II	245431737	336609440	336609440	0.010	-37.14992	15.00000	Averaged	<-
24 4,4'-DDT	331699559	442090160	442090160	0.010	-33.28030	15.00000	Averaged	<-
25 Endrin aldehyde	310160893	429915960	429915960	0.010	-38.61063	15.00000	Averaged	<-
26 Endosulfan sulfate	220572421	296791080	296791080	0.010	-34.55494	15.00000	Averaged	<-
28 Methoxychlor	139986327	193513000	193513000	0.010	-38.23707	15.00000	Averaged	<-
29 Endrin ketone	317638167	443506240	443506240	0.010	-39.62624	15.00000	Averaged	<-
$ 30 Decachlorobiphenyl	155396053	205472360	205472360	0.010	-32.22495	15.00000	Averaged	<-

$637.27504 / 20 = 31.9$

Data File: \\cansvr11\DD\chem\GCS\a2hp3.i\707201CA-1.b\028F2801.D Page 1
Report Date: 06-Sep-2007 10:46

STL North Canton

CONTINUING CALIBRATION COMPOUNDS

Instrument ID: a2hp3.i Injection Date: 21-JUL-2007 00:38
Lab File ID: 028F2801.D Init. Cal. Date(s): 02-JUL-2007 20-JUL-2007
Analysis Type: Init. Cal. Times: 17:29 18:30
Lab Sample ID: MRL Quant Type: ESTD
Method: \\Cansvr11\dd\chem\GCS\a2hp3.i\707201CA-1.b\PEST3.m

COMPOUND	RRF / AMOUNT	RF0.005	CCAL RRF0.005	MIN RRF	%D / %DRIFT	MAX %D / %DRIFT	CURVE TYPE
$ 1 Tetrachloro-m-xylene	114852803	124396400	124396400	0.000	-8.30942	15.00000	Averaged
4 alpha-BHC	160973913	155820000	155820000	0.010	3.20171	15.00000	Averaged
5 gamma-BHC (Lindane)	136717930	131153200	131153200	0.010	4.07023	15.00000	Averaged
6 beta-BHC	55266408	55580000	55580000	0.010	-0.56742	15.00000	Averaged
7 delta-BHC	0.00500	0.00712	105622600	0.010	-42.42143	0.000e+000	Linear <142%
9 Heptachlor	113422224	112622400	112622400	0.010	0.70517	15.00000	Averaged
10 Aldrin	113035942	115575400	115575400	0.010	-2.24659	15.00000	Averaged
12 Heptachlor epoxide	78291427	82337200	82337200	0.010	-5.16758	15.00000	Averaged
13 gamma-Chlordane	80693459	78233600	78233600	0.010	3.04840	15.00000	Averaged
14 alpha-Chlordane	88668255	88975400	88975400	0.010	-0.34640	15.00000	Averaged
16 4,4'-DDE	259776987	264924400	264924400	0.010	-1.98147	15.00000	Averaged
15 Endosulfan I	197532563	201570200	201570200	0.010	-2.04404	15.00000	Averaged
17 Dieldrin	102024012	100729400	100729400	0.010	1.26893	15.00000	Averaged
20 Endrin	207248995	208110400	208110400	0.010	-0.41564	15.00000	Averaged
22 4,4'-DDD	155370085	137585200	137585200	0.010	11.44679	15.00000	Averaged
23 Endosulfan II	84734943	82459400	82459400	0.010	2.68548	15.00000	Averaged
24 4,4'-DDT	166234506	151537000	151537000	0.010	8.84143	15.00000	Averaged
26 Endrin aldehyde	139790633	135406600	135406600	0.010	3.13614	15.00000	Averaged
27 Methoxychlor	38535970	36287200	36287200	0.010	5.83551	15.00000	Averaged
28 Endosulfan sulfate	82782477	81366200	81366200	0.010	1.71084	15.00000	Averaged
29 Endrin ketone	172602511	176960800	176960800	0.010	-2.52504	15.00000	Averaged
$ 30 Decachlorobiphenyl	77981728	83259400	83259400	0.010	-6.76783	15.00000	Averaged

Data File: 028F2801.D
Report Date: 30-Aug-2007 11:10

STL North Canton

CONTINUING CALIBRATION COMPOUNDS

Instrument ID: a2hp3.i Injection Date: 21-JUL-2007 00:38
Lab File ID: 028F2801.D Init. Cal. Date(s): 02-JUL-2007 20-JUL-2007
Analysis Type: Init. Cal. Times: 17:29 18:30
Lab Sample ID: MRL Quant Type: ESTD
Method: \\Cansvr11\dd\chem\GCS\a2hp3.i\707201CA-1.b\PEST3.m\pest3r.m

COMPOUND	RRF / AMOUNT	RF0.005	CCAL RRF0.005	MIN RRF	%D / %DRIFT	MAX %D / %DRIFT	CURVE TYPE
$ 1 Tetrachloro-m-xylene	378907582	434785200	434785200	0.000	-14.74703	15.00000	Averaged
4 alpha-BHC	917024333	930137600	930137600	0.010	-1.42998	15.00000	Averaged
5 gamma-BHC (Lindane)	392919219	391675400	391675400	0.010	0.31656	15.00000	Averaged
6 beta-BHC	148539473	158102400	158102400	0.010	-6.43797	15.00000	Averaged
~~7 delta-BHC~~	~~0.00500~~	~~0.00875~~	~~290754600~~	~~0.010~~	~~-75.08079~~	~~0.000e+000~~	~~Linear~~ <- 175%
8 Heptachlor	302301425	308161000	308161000	0.010	-1.93832	15.00000	Averaged
10 Aldrin	306905195	321674400	321674400	0.010	-4.81230	15.00000	Averaged
12 Heptachlor epoxide	309976265	334638000	334638000	0.010	-7.95601	15.00000	Averaged
13 gamma-Chlordane	306305395	322892600	322892600	0.010	-5.41525	15.00000	Averaged
14 alpha-Chlordane	313310574	342465000	342465000	0.010	-9.30528	15.00000	Averaged
16 4,4'-DDE	640009154	703029400	703029400	0.010	-9.84677	15.00000	Averaged
15 Endosulfan I	538101197	607865600	607865600	0.010	-12.96492	15.00000	Averaged
17 Dieldrin	317325470	340891600	340891600	0.010	-7.42649	15.00000	Averaged
20 Endrin	483980831	532749600	532749600	0.010	-10.07659	15.00000	Averaged
22 4,4'-DDD	354160331	351480400	351480400	0.010	0.75670	15.00000	Averaged
23 Endosulfan II	245431737	267415600	267415600	0.010	-8.95722	15.00000	Averaged
24 4,4'-DDT	331699559	324693400	324693400	0.010	2.11220	15.00000	Averaged
25 Endrin aldehyde	310160893	330136800	330136800	0.010	-6.44050	15.00000	Averaged
26 Endosulfan sulfate	220572421	236991400	236991400	0.010	-7.44380	15.00000	Averaged
28 Methoxychlor	139986327	144871200	144871200	0.010	-3.48954	15.00000	Averaged
29 Endrin ketone	317638167	355876800	355876800	0.010	-12.03843	15.00000	Averaged
$ 30 Decachlorobiphenyl	155396053	184245200	184245200	0.010	-18.56492	15.00000	Averaged <-

Data File: \\cansvr11\DD\chem\GCS\a2hp3.i\707201CA-1.b\037F3701.D Page 1
Report Date: 06-Sep-2007 10:46

STL North Canton

CONTINUING CALIBRATION COMPOUNDS

Instrument ID: a2hp3.i Injection Date: 21-JUL-2007 04:19
Lab File ID: 037F3701.D Init. Cal. Date(s): 02-JUL-2007 20-JUL-2007
Analysis Type: Init. Cal. Times: 17:29 18:30
Lab Sample ID: MRL Quant Type: ESTD
Method: \\cansvr11\dd\chem\GCS\a2hp3.i\707201CA-1.b\PEST3.m

COMPOUND	RRF / AMOUNT	RF0.005	CCAL RRF0.005	MIN RRF	%D / %DRIFT	MAX %D / %DRIFT	CURVE TYPE
$ 1 Tetrachloro-m-xylene	114852803	125642200	125642200	0.000	-9.39411	15.00000	Averaged
4 alpha-BHC	160973913	171961000	171961000	0.010	-6.82538	15.00000	Averaged
5 gamma-BHC (Lindane)	136717930	148250400	148250400	0.010	-8.43523	15.00000	Averaged
6 beta-BHC	55266408	61154800	61154800	0.010	-10.65456	15.00000	Averaged
7 delta-BHC	0.00500	0.00763	119939600	0.010	-52.67677	0.000e+000	Linear <- 152.6%
9 Heptachlor	113422224	127708400	127708400	0.010	-12.59557	15.00000	Averaged
10 Aldrin	113035942	123861000	123861000	0.010	-9.57665	15.00000	Averaged
12 Heptachlor epoxide	78291427	90674600	90674600	0.010	-15.81677	15.00000	Averaged <-
13 gamma-Chlordane	80693459	87642000	87642000	0.010	-8.61103	15.00000	Averaged
14 alpha-Chlordane	88668255	97104200	97104200	0.010	-9.51405	15.00000	Averaged
16 4,4'-DDE	259776987	270439400	270439400	0.010	-4.10445	15.00000	Averaged
15 Endosulfan I	197532563	226796200	226796200	0.010	-14.81459	15.00000	Averaged
17 Dieldrin	102024012	110344400	110344400	0.010	-8.15532	15.00000	Averaged
20 Endrin	207248995	216896000	216896000	0.010	-4.65479	15.00000	Averaged
22 4,4'-DDD	155370085	150610400	150610400	0.010	3.06345	15.00000	Averaged
23 Endosulfan II	84734943	95236600	95236600	0.010	-12.39354	15.00000	Averaged
24 4,4'-DDT	166234506	180407800	180407800	0.010	-8.52608	15.00000	Averaged
26 Endrin aldehyde	139790633	164123000	164123000	0.010	-17.40629	15.00000	Averaged <-
27 Methoxychlor	38535970	41864000	41864000	0.010	-8.63617	15.00000	Averaged
28 Endosulfan sulfate	82782477	96058800	96058800	0.010	-16.03760	15.00000	Averaged <-
29 Endrin ketone	172602511	209223800	209223800	0.010	-21.21712	15.00000	Averaged <-
$ 30 Decachlorobiphenyl	77981728	92406200	92406200	0.010	-18.49725	15.00000	Averaged <-

Data File: 037F3701.D
Report Date: 30-Aug-2007 11:10

STL North Canton

CONTINUING CALIBRATION COMPOUNDS

Instrument ID: a2hp3.i
Lab File ID: 037F3701.D
Analysis Type:
Lab Sample ID: MRL
Method: \\cansvr11\dd\chem\GCS\a2hp3.i\707201CA-1.b\PEST3.m\pest3r.m

Injection Date: 21-JUL-2007 04:19
Init. Cal. Date(s): 02-JUL-2007 20-JUL-2007
Init. Cal. Times: 17:29 18:30
Quant Type: ESTD

COMPOUND	RRF / AMOUNT	RF0.005	CCAL RRF0.005	MIN RRF	%D / %DRIFT	MAX %D / %DRIFT	CURVE TYPE	
$ 1 Tetrachloro-m-xylene	378907582	463231800	463231800	0.000	-22.25456	15.00000	Averaged	<-
4 alpha-BHC	917024333	1.070e+09	1.070e+09	0.010	-16.64513	15.00000	Averaged	<-
5 gamma-BHC (Lindane)	392919219	467963000	467963000	0.010	-19.09904	15.00000	Averaged	<-
6 beta-BHC	148539473	182100600	182100600	0.010	-22.59408	15.00000	Averaged	<-
7 delta-BHC	0.00500	0.00935	338165200	0.010	-86.94566	0.000e+000	Linear	<- 187
8 Heptachlor	302301425	372283800	372283800	0.010	-23.14987	15.00000	Averaged	<-
10 Aldrin	306905195	360807600	360807600	0.010	-17.56321	15.00000	Averaged	<-
12 Heptachlor epoxide	309976265	396836200	396836200	0.010	-28.02148	15.00000	Averaged	<-
13 gamma-Chlordane	306305395	380650200	380650200	0.010	-24.27146	15.00000	Averaged	<-
14 alpha-Chlordane	313310574	395669600	395669600	0.010	-26.28670	15.00000	Averaged	<-
16 4,4'-DDE	640009154	773852000	773852000	0.010	-20.91265	15.00000	Averaged	<-
15 Endosulfan I	528101197	703350200	703350200	0.010	-30.70965	15.00000	Averaged	<- 130.7
17 Dieldrin	317325470	399946800	399946800	0.010	-26.03678	15.00000	Averaged	<-
20 Endrin	483980831	591832400	591832400	0.010	-22.28426	15.00000	Averaged	<-
22 4,4'-DDD	354160331	396555400	396555400	0.010	-11.97059	15.00000	Averaged	
23 Endosulfan II	245431737	330268800	330268800	0.010	-34.56646	15.00000	Averaged	<- 134.6
24 4,4'-DDT	331699559	406221400	406221400	0.010	-22.46667	15.00000	Averaged	<-
25 Endrin aldehyde	310160893	416206200	416206200	0.010	-34.19042	15.00000	Averaged	<- 134.2
26 Endosulfan sulfate	220572421	279970400	279970400	0.010	-26.92901	15.00000	Averaged	<-
28 Methoxychlor	139986327	202423200	202423200	0.010	-44.60212	15.00000	Averaged	<- 144.6
29 Endrin ketone	317638167	447790800	447790800	0.010	-40.97512	15.00000	Averaged	<- 141
$ 30 Decachlorobiphenyl	155396053	219446200	219446200	0.010	-41.21736	15.00000	Averaged	<-

FORM 8
PESTICIDES ANALYTICAL SEQUENCE

Lab Name: STL - NORTH CANTON Contract:

Lab Code: STLCAN Case No.: SAS No.: SDG No.: A7G120101

GC Column: CLP PESTICIDES II ID: 0.53 (mm) Init. Calib. Date(s): 07/16/07 07/16/07

Instrument ID: A2HP9

THE ANALYTICAL SEQUENCE OF PERFORMANCE EVALUATION MIXTURES, BLANKS, SAMPLES, AND STANDARDS IS GIVEN BELOW:

	MEAN SURROGATE RT FROM INITIAL CALIBRATION					
	CLIENT SAMPLE NO.	LAB SAMPLE ID	DATE ANALYZED	TIME ANALYZED	RT #	RT #
01	ICAL	TOX1 E080	07/16/07	0820		
02	ICAL	TOX2 E080	07/16/07	0842		
03	ICAL	TOX3 E080	07/16/07	0904		
04	ICAL	TOX4 E080	07/16/07	0927		
05	ICAL	TOX5 E080	07/16/07	0949		
06		PEM E096	07/16/07	2209		
07		AB3 E005	07/16/07	2231		
08		MRL	07/16/07	2254	042.F4429	
09	FWGWBGMW-009	J2N9X1AD	07/16/07	2316		
10	FWGBKGMW-020	J2N931AD	07/16/07	2338		
11	FWGBKGMW-DUP	J2N951AD	07/17/07	0001		
12	FWGLL11MW-00	J2N971AD	07/17/07	0023		
13	FWGLL11MW-DU	J2N991AD	07/17/07	0046		
14	FWGWBGMW-006	J2PAM1AD	07/17/07	0108		
15	FWGBKGMW-010	J2PA81AA	07/17/07	0153		
16	FWGLL3MW-242	J2PCV1AD	07/17/07	0215		
17	FWGWBGMW-007	J2PC21AD	07/17/07	0238		
18	FWGBKGMW-013	J2PC81AH	07/17/07	0300		
19	FWGBKGMW-013	J2PC81AJ	07/17/07	0322		
20	FWGBKGMW-013	J2PC81AK	07/17/07	0345		
21	FWGLL11MW-00	J2PDC1AD	07/17/07	0407		
22	FWGEQUIPRINS	J2PDE1AD	07/17/07	0430		
23	J2PDWBLK	J2PDW1AA	07/17/07	0452		
24	J2PDWCHK	J2PDW1AC	07/17/07	0514		
25		TOX3 E080	07/17/07	0537	OK	
26		PEM E096	07/17/07	0559		
27		AB3 E005	07/17/07	0622		
28		MRL	07/17/07	0644	063F6301	
29						
30						
31						
32						

QC LIMITS

Column used to flag retention time values with an asterisk.
* Values outside of QC limits.

STL North Canton

CONTINUING CALIBRATION COMPOUNDS

Instrument ID: a2hp9.i Injection Date: 16-JUL-2007 22:31
Lab File ID: 041F4101.D Init. Cal. Date(s): 16-JUL-2007 16-JUL-2007
Analysis Type: Init. Cal. Times: 08:20 13:56
Lab Sample ID: AB3 E005 Quant Type: ESTD
Method: \\cansvr11\dd\chem\GCS\a2hp9.i\70716IC-1.b\PEST9.m

COMPOUND	RRF / AMOUNT	RF0.025	CCAL RRF0.025	MIN RRF	%D / %DRIFT	MAX %D / %DRIFT	CURVE TYPE	
$ 1 Tetrachloro-m-xylene	26444363	48965600	48965600	0.000	-85.16461	15.00000	Averaged	<-
4 alpha-BHC	46190977	66563920	66563920	0.010	-44.10589	15.00000	Averaged	<-
5 gamma-BHC (Lindane)	26588103	35938160	35938160	0.010	-35.16632	15.00000	Averaged	<-
6 beta-BHC	18369116	28467240	28467240	0.010	-54.97338	15.00000	Averaged	<-
7 delta-BHC	43880735	60861080	60861080	0.010	-38.69658	15.00000	Averaged	<-
8 Heptachlor	42414744	57487480	57487480	0.010	-35.53655	15.00000	Averaged	<-
10 Aldrin	49517968	77349360	77349360	0.010	-56.20463	15.00000	Averaged	<-
12 Heptachlor epoxide	43391500	61322040	61322040	0.010	-41.32270	15.00000	Averaged	<-
13 gamma-Chlordane	45541223	69719640	69719640	0.010	-53.09128	15.00000	Averaged	<-
14 alpha-Chlordane	49665428	78255600	78255600	0.010	-57.56554	15.00000	Averaged	<-
15 Endosulfan I	42862378	58696400	58696400	0.010	-36.94154	15.00000	Averaged	<-
16 4,4'-DDE	47248264	74923080	74923080	0.010	-58.57319	15.00000	Averaged	<-
17 Dieldrin	50417058	71165480	71165480	0.010	-41.15358	15.00000	Averaged	<-
18 Endrin	47459585	68706080	68706080	0.010	-44.76755	15.00000	Averaged	<-
20 4,4'-DDD	37044598	54591840	54591840	0.010	-47.36789	15.00000	Averaged	<-
22 Endosulfan II	46883333	65802520	65802520	0.010	-40.35376	15.00000	Averaged	<-
23 4,4'-DDT	41407900	55004960	55004960	0.010	-32.83687	15.00000	Averaged	<-
25 Endrin aldehyde	38930124	49705800	49705800	0.010	-27.67953	15.00000	Averaged	<-
27 Methoxychlor	22695492	31647840	31647840	0.010	-39.44549	15.00000	Averaged	<-
28 Endosulfan sulfate	45226624	64251360	64251360	0.010	-42.06535	15.00000	Averaged	<-
29 Endrin ketone	55567021	68915320	68915320	0.010	-24.02198	15.00000	Averaged	<-
$ 30 Decachlorobiphenyl	54560018	72910840	72910840	0.010	-33.63419	15.00000	Averaged	<-

Average %D / Drift Results.

Calculated Average %D/Drift = 44.12129
Maximun Average %D/Drift = 15.00000
* Failed Average %D/Drift Test.

$\frac{851.8696}{20} = 42.6$

STL North Canton

CONTINUING CALIBRATION COMPOUNDS

Instrument ID: a2hp9.i Injection Date: 16-JUL-2007 22:31
Lab File ID: 041F4101.D Init. Cal. Date(s): 16-JUL-2007 16-JUL-2007
Analysis Type: Init. Cal. Times: 08:20 13:56
Lab Sample ID: AB3 E005 Quant Type: ESTD
Method: \\cansvr11\dd\chem\GCS\a2hp9.i\70716IC-1.b\PEST9.m\PEST9r.m

COMPOUND	RRF / AMOUNT	RF0.025	CCAL RRF0.025	MIN RRF	%D / %DRIFT	MAX %D / %DRIFT	CURVE TYPE	
$ 1 Tetrachloro-m-xylene	108778687	149737800	149737800	0.000	-37.65362	15.00000	Averaged	<-
4 alpha-BHC	169020876	240962080	240962080	0.010	-42.56350	15.00000	Averaged	<-
5 gamma-BHC (Lindane)	150141572	203329920	203329920	0.010	-35.42546	15.00000	Averaged	<-
6 beta-BHC	25838090	37980960	37980960	0.010	-46.99600	15.00000	Averaged	<-
7 delta-BHC	140271303	204120080	204120080	0.010	-45.51806	15.00000	Averaged	<-
8 Heptachlor	142024300	193694920	193694920	0.010	-36.38153	15.00000	Averaged	<-
10 Aldrin	159456280	222836120	222836120	0.010	-39.74747	15.00000	Averaged	<-
12 Heptachlor epoxide	139135543	198690000	198690000	0.010	-42.80319	15.00000	Averaged	<-
13 gamma-Chlordane	136755248	191796320	191796320	0.010	-40.24787	15.00000	Averaged	<-
14 alpha-Chlordane	137891370	195270600	195270600	0.010	-41.61191	15.00000	Averaged	<-
15 Endosulfan I	129079903	176688600	176688600	0.010	-36.88312	15.00000	Averaged	<-
16 4,4'-DDE	125157874	195780600	195780600	0.010	-56.42691	15.00000	Averaged	<-
17 Dieldrin	141852349	198547920	198547920	0.010	-39.96802	15.00000	Averaged	<-
18 Endrin	118055488	170224280	170224280	0.010	-44.19006	15.00000	Averaged	<-
21 4,4'-DDD	75249744	127862880	127862880	0.010	-69.91803	15.00000	Averaged	<-
22 Endosulfan II	131918158	170712960	170712960	0.010	-29.40824	15.00000	Averaged	<-
24 4,4'-DDT	86526083	114235080	114235080	0.010	-32.02387	15.00000	Averaged	<-
25 Endrin aldehyde	91964834	114838640	114838640	0.010	-24.87234	15.00000	Averaged	<-
26 Endosulfan sulfate	100013692	135120000	135120000	0.010	-35.10150	15.00000	Averaged	<-
27 Methoxychlor	18886029	27279440	27279440	0.010	-44.44243	15.00000	Averaged	<-
29 Endrin ketone	111968780	138734560	138734560	0.010	-23.90468	15.00000	Averaged	<-
$ 30 Decachlorobiphenyl	49012418	70762160	70762160	0.010	-44.37598	15.00000	Averaged	<-

Average %D / Drift Results.

Calculated Average %D/Drift = 40.47563
Maximun Average %D/Drift = 15.00000
* Failed Average %D/Drift Test.

808.4349 / 20 = 40.4

STL North Canton

CONTINUING CALIBRATION COMPOUNDS

Instrument ID: a2hp9.i Injection Date: 17-JUL-2007 05:37
Lab File ID: 060F6001.D Init. Cal. Date(s): 16-JUL-2007 16-JUL-2007
Analysis Type: Init. Cal. Times: 08:20 13:56
Lab Sample ID: TOX3 E080 Quant Type: ESTD
Method: \\cansvr11\dd\chem\GCS\a2hp9.i\70716IC-1.b\PEST9.m\PEST9r.m

COMPOUND	RRF / AMOUNT	RF0.025	CCAL RRF0.025	MIN RRF	%D / %DRIFT	MAX %D / %DRIFT	CURVE TYPE	
23 Toxaphene (1)	3905572	3728571	3728571	0.010	4.53201	15.00000	Averaged	
(2)	3920549	3686695	3686695	0.010	5.96482	15.00000	Averaged	
(3)	6616736	5681769	5681769	0.010	14.13034	15.00000	Averaged	
(4)	3864290	3177713	3177713	0.010	17.76722	15.00000	Averaged	<-
(5)	2871516	2364348	2364348	0.010	17.66203	15.00000	Averaged	<-

Average %D / Drift Results.

Calculated Average %D/Drift = 12.01128
Maximun Average %D/Drift = 15.00000
* Passed Average %D/Drift Test.

$60.05642 / 5 = 12$

STL North Canton

CONTINUING CALIBRATION COMPOUNDS

Instrument ID: a2hp9.i Injection Date: 17-JUL-2007 06:22
Lab File ID: 062F6201.D Init. Cal. Date(s): 16-JUL-2007 16-JUL-2007
Analysis Type: Init. Cal. Times: 08:20 13:56
Lab Sample ID: AB3 E005 Quant Type: ESTD
Method: \\cansvr11\dd\chem\GCS\a2hp9.i\70716IC-1.b\PEST9.m

COMPOUND	RRF / AMOUNT	RF0.025	CCAL RRF0.025	MIN RRF	%D / %DRIFT	MAX %D / %DRIFT	CURVE TYPE	
$ 1 Tetrachloro-m-xylene	26444363	74347600	74347600	0.000	-181	15.00000	Averaged	<-
4 alpha-BHC	46190977	73048960	73048960	0.010	-58.14552	15.00000	Averaged	<-
5 gamma-BHC (Lindane)	26588103	40035560	40035560	0.010	-50.57697	15.00000	Averaged	<-
6 beta-BHC	18369116	31669960	31669960	0.010	-72.40873	15.00000	Averaged	<-
7 delta-BHC	43880735	66000320	66000320	0.010	-50.40842	15.00000	Averaged	<-
8 Heptachlor	42414744	62734640	62734640	0.010	-47.90762	15.00000	Averaged	<-
10 Aldrin	49517968	86000040	86000040	0.010	-73.67441	15.00000	Averaged	<-
12 Heptachlor epoxide	43391500	63137400	63137400	0.010	-45.50638	15.00000	Averaged	<-
13 gamma-Chlordane	45541223	74658680	74658680	0.010	-63.93648	15.00000	Averaged	<-
14 alpha-Chlordane	49665428	83121880	83121880	0.010	-67.36366	15.00000	Averaged	<-
15 Endosulfan I	42862378	60852680	60852680	0.010	-41.97224	15.00000	Averaged	<-
16 4,4'-DDE	47248264	75631240	75631240	0.010	-60.07200	15.00000	Averaged	<-
17 Dieldrin	50417058	74738360	74738360	0.010	-48.24023	15.00000	Averaged	<-
18 Endrin	47459585	71819080	71819080	0.010	-51.32682	15.00000	Averaged	<-
20 4,4'-DDD	37044598	58337000	58337000	0.010	-57.47775	15.00000	Averaged	<-
22 Endosulfan II	46883333	69509680	69509680	0.010	-48.26096	15.00000	Averaged	<-
23 4,4'-DDT	41407900	62800720	62800720	0.010	-51.66362	15.00000	Averaged	<-
25 Endrin aldehyde	38930124	56467840	56467840	0.010	-45.04922	15.00000	Averaged	<-
27 Methoxychlor	22695492	36300280	36300280	0.010	-59.94489	15.00000	Averaged	<-
28 Endosulfan sulfate	45226624	74252480	74252480	0.010	-64.17869	15.00000	Averaged	<-
29 Endrin ketone	55567021	82635000	82635000	0.010	-48.71231	15.00000	Averaged	<-
$ 30 Decachlorobiphenyl	54560018	81460600	81460600	0.010	-49.30457	15.00000	Averaged	<-

Average %D / Drift Results.

Calculated Average %D/Drift = 60.78540
Maximun Average %D/Drift = 15.00000
* Failed Average %D/Drift Test.

$1106.826855 / 20 = 55.3$

STL North Canton

CONTINUING CALIBRATION COMPOUNDS

Instrument ID: a2hp9.i Injection Date: 17-JUL-2007 06:22
Lab File ID: 062F6201.D Init. Cal. Date(s): 16-JUL-2007 16-JUL-2007
Analysis Type: Init. Cal. Times: 08:20 13:56
Lab Sample ID: AB3 E005 Quant Type: ESTD
Method: \\cansvr11\dd\chem\GCS\a2hp9.i\70716IC-1.b\PEST9.m\PEST9r.m

COMPOUND	RRF / AMOUNT	RF0.025	CCAL RRF0.025	MIN RRF	%D / %DRIFT	MAX %D / %DRIFT	CURVE TYPE	
$ 1 Tetrachloro-m-xylene	108778687	154855480	154855480	0.000	-42.35829	15.00000	Averaged	<-
4 alpha-BHC	169020876	253106080	253106080	0.010	-49.74841	15.00000	Averaged	<-
5 gamma-BHC (Lindane)	150141572	223839480	223839480	0.010	-49.08561	15.00000	Averaged	<-
6 beta-BHC	25838090	40194120	40194120	0.010	-55.56150	15.00000	Averaged	<-
7 delta-BHC	140271303	224639400	224639400	0.010	-60.14637	15.00000	Averaged	<-
8 Heptachlor	142024300	212953000	212953000	0.010	-49.94124	15.00000	Averaged	<-
10 Aldrin	159456280	230566040	230566040	0.010	-44.59515	15.00000	Averaged	<-
12 Heptachlor epoxide	139135543	203883600	203883600	0.010	-46.53596	15.00000	Averaged	<-
13 gamma-Chlordane	136755248	202429960	202429960	0.010	-48.02354	15.00000	Averaged	<-
14 alpha-Chlordane	137891370	202391280	202391280	0.010	-46.77589	15.00000	Averaged	<-
15 Endosulfan I	129079903	187273320	187273320	0.010	-45.08325	15.00000	Averaged	<-
16 4,4'-DDE	125157874	201421480	201421480	0.010	-60.93393	15.00000	Averaged	<-
17 Dieldrin	141852349	209931120	209931120	0.010	-47.99270	15.00000	Averaged	<-
18 Endrin	118055488	179390760	179390760	0.010	-51.95461	15.00000	Averaged	<-
21 4,4'-DDD	75249744	135310240	135310240	0.010	-79.81488	15.00000	Averaged	<-
22 Endosulfan II	131918158	188061440	188061440	0.010	-42.55918	15.00000	Averaged	<-
24 4,4'-DDT	86526083	127467560	127467560	0.010	-47.31692	15.00000	Averaged	<-
25 Endrin aldehyde	91964834	127149040	127149040	0.010	-38.25833	15.00000	Averaged	<-
26 Endosulfan sulfate	100013692	153658600	153658600	0.010	-53.63756	15.00000	Averaged	<-
27 Methoxychlor	18886029	29830680	29830680	0.010	-57.95104	15.00000	Averaged	<-
29 Endrin ketone	111968780	160654720	160654720	0.010	-43.48171	15.00000	Averaged	<-
$ 30 Decachlorobiphenyl	49012418	74071440	74071440	0.010	-51.12790	15.00000	Averaged	<-

Average %D / Drift Results.	
Calculated Average %D/Drift =	50.58564
Maximun Average %D/Drift =	15.00000
* Failed Average %D/Drift Test.	

1019.39776 / 20 = 50.94

METHOD BLANK REPORT

GC Semivolatiles

Client Lot #...: A7G120101 **Work Order #...:** J2PDW1AA **Matrix.....:** WATER
MB Lot-Sample #: A7G120000-122

Prep Date.....: 07/12/07 **Final Wgt/Vol..:** 2 mL
Analysis Date..: 07/17/07 **Prep Batch #...:** 7193122
Dilution Factor: 1 **Initial Wgt/Vol:** 1000 mL

PARAMETER	RESULT	REPORTING LIMIT	UNITS	METHOD
alpha-BHC	ND	0.030	ug/L	SW846 8081A
beta-BHC	ND	0.030	ug/L	SW846 8081A
delta-BHC	ND	0.030	ug/L	SW846 8081A
gamma-BHC (Lindane)	ND	0.030	ug/L	SW846 8081A
Heptachlor	ND	0.030	ug/L	SW846 8081A
Aldrin	ND	0.030	ug/L	SW846 8081A
Heptachlor epoxide	ND	0.030	ug/L	SW846 8081A
Endosulfan I	ND	0.025	ug/L	SW846 8081A
Dieldrin	ND	0.030	ug/L	SW846 8081A
4,4'-DDE	ND	0.030	ug/L	SW846 8081A
Endrin	ND	0.030	ug/L	SW846 8081A
Endosulfan II	ND	0.025	ug/L	SW846 8081A
4,4'-DDD	ND	0.030	ug/L	SW846 8081A
Endosulfan sulfate	ND	0.030	ug/L	SW846 8081A
4,4'-DDT	ND	0.030	ug/L	SW846 8081A
Methoxychlor	ND	0.10	ug/L	SW846 8081A
Endrin ketone	ND	0.030	ug/L	SW846 8081A
Endrin aldehyde	ND	0.030	ug/L	SW846 8081A
alpha-Chlordane	ND	0.030	ug/L	SW846 8081A
gamma-Chlordane	ND	0.030	ug/L	SW846 8081A
Toxaphene	ND	2.0	ug/L	SW846 8081A

SURROGATE	PERCENT RECOVERY	RECOVERY LIMITS
Tetrachloro-m-xylene	76	(39 - 130)
Decachlorobiphenyl	109	(10 - 147)

NOTE(S):

Calculations are performed before rounding to avoid round-off errors in calculated results.

LABORATORY CONTROL SAMPLE EVALUATION REPORT

GC Semivolatiles

Client Lot #...: A7G120101 **Work Order #...:** J2PDW1AC **Matrix.....:** WATER
LCS Lot-Sample#: A7G120000-122
Prep Date.....: 07/12/07 **Analysis Date..:** 07/17/07
Prep Batch #...: 7193122
Dilution Factor: 5 **Final Wgt/Vol..:** 2 mL
Initial Wgt/Vol: 1000 mL

PARAMETER	PERCENT RECOVERY	RECOVERY LIMITS	METHOD
alpha-BHC	106	(44 - 137)	SW846 8081A
beta-BHC	110	(50 - 135)	SW846 8081A
delta-BHC	119	(58 - 160)	SW846 8081A
gamma-BHC (Lindane)	**102**	**(58 - 127)**	**SW846 8081A**
Heptachlor	**100**	**(48 - 150)**	**SW846 8081A**
Aldrin	**101**	**(53 - 128)**	**SW846 8081A**
Heptachlor epoxide	104	(50 - 127)	SW846 8081A
Endosulfan I	48 a	(50 - 160)	SW846 8081A
Dieldrin	**103**	**(50 - 124)**	**SW846 8081A**
4,4'-DDE	115	(50 - 130)	SW846 8081A
Endrin	**108**	**(50 - 137)**	**SW846 8081A**
Endosulfan II	54	(50 - 144)	SW846 8081A
4,4'-DDD	152 a	(50 - 137)	SW846 8081A
Endosulfan sulfate	109	(50 - 160)	SW846 8081A
4,4'-DDT	**108**	**(50 - 145)**	**SW846 8081A**
Methoxychlor	113	(50 - 160)	SW846 8081A
Endrin ketone	102	(50 - 150)	SW846 8081A
Endrin aldehyde	99	(30 - 160)	SW846 8081A
alpha-Chlordane	104	(50 - 122)	SW846 8081A
gamma-Chlordane	107	(50 - 130)	SW846 8081A

SURROGATE	PERCENT RECOVERY	RECOVERY LIMITS
Tetrachloro-m-xylene	95	(39 - 130)
Decachlorobiphenyl	75	(10 - 147)

NOTE(S):

Calculations are performed before rounding to avoid round-off errors in calculated results.

Bold print denotes control parameters

a Spiked analyte recovery is outside stated control limits.

Laboratory Control Sample / Laboratory Control Sample Duplicate Outlier Report

Method Batch : 7193122 **Analysis Method :** 8081A **Analysis Date :** 07/17/2007

Preparation Batch : 7193122 **Preparation Type :** 3520C **Preparation Date :** 07/12/2007

Lab Reporting Batch : A7G120101 **Lab ID:** STLCAN

			Reported Values		Project Limits (Percent)			
LCS Lab Sample ID	Matrix	Analyte Name	Percent Recovery	RPD	Rejection Point	Lower Limit	Upper Limit	RPD
A7G120000122C	AQ	4,4'-DDD	152		30.00	50.00	137.00	30.00
		Endosulfan I	48		30.00	50.00	160.00	30.00

Associated Samples

Client Sample ID	Lab Sample ID
FWGBKGmw-010C-0464-GW	A7G120101016
FWGBKGmw-013C-0466-GW	A7G120101025
FWGBKGmw-020C-0472-GW	A7G120101003
FWGBKGmw-DUP1-0497-GW	A7G120101005
FWGEQUIPRinse3-0503-GW	A7G120101029
FWGLL11mw-002C-0478-GW	A7G120101027
FWGLL11mw-007C-0479-GW	A7G120101007
FWGLL11mw-DUP4-0500-GW	A7G120101009
FWGLL3mw-238C-0490-GW	A7G120101014
FWGLL3mw-242C-0491-GW	A7G120101019
FWGWBGmw-006C-0494-GW	A7G120101012
FWGWBGmw-007C-0495-GW	A7G120101023
FWGWBGmw-009C-0496-GW	A7G120101001

Scope of Data Qualification: The outlier in the LCS qualifies that analyte in all samples with the same Preparation Batch ID as the LCS

Project Number and Name: 030240.0005 - Ravenna GW

MATRIX SPIKE SAMPLE EVALUATION REPORT

GC Semivolatiles

Client Lot #...: A7G120101 **Work Order #...:** J2PC81AJ-MS **Matrix.....:** WG
MS Lot-Sample #: A7G120101-025 J2PC81AK-MSD
Date Sampled...: 07/11/07 11:10 **Date Received..:** 07/12/07
Prep Date.....: 07/12/07 **Analysis Date..:** 07/17/07
Prep Batch #...: 7193122
Dilution Factor: 5 **Initial Wgt/Vol:** 480 mL **Final Wgt/Vol..:** 2 mL

PARAMETER	PERCENT RECOVERY	RECOVERY LIMITS	RPD	RPD LIMITS	METHOD
alpha-BHC	102	(62 - 133)			SW846 8081A
	101	(62 - 133)	1.2	(0-49)	SW846 8081A
beta-BHC	107	(37 - 157)			SW846 8081A
	107	(37 - 157)	0.67	(0-54)	SW846 8081A
delta-BHC	113	(36 - 176)			SW846 8081A
	114	(36 - 176)	0.59	(0-58)	SW846 8081A
gamma-BHC (Lindane)	**97**	**(30 - 148)**			**SW846 8081A**
	97	**(30 - 148)**	**0.44**	**(0-22)**	**SW846 8081A**
Heptachlor	**99**	**(30 - 150)**			**SW846 8081A**
	94	**(30 - 150)**	**5.2**	**(0-32)**	**SW846 8081A**
Aldrin	**98**	**(30 - 150)**			**SW846 8081A**
	97	**(30 - 150)**	**0.24**	**(0-33)**	**SW846 8081A**
Heptachlor epoxide	102	(57 - 138)			SW846 8081A
	102	(57 - 138)	0.23	(0-54)	SW846 8081A
Endosulfan I	50	(30 - 150)			SW846 8081A
	50	(30 - 150)	0.28	(0-36)	SW846 8081A
Dieldrin	**97**	**(35 - 141)**			**SW846 8081A**
	99	**(35 - 141)**	**1.9**	**(0-37)**	**SW846 8081A**
4,4'-DDE	111	(30 - 146)			SW846 8081A
	111	(30 - 146)	0.08	(0-87)	SW846 8081A
Endrin	**105**	**(30 - 150)**			**SW846 8081A**
	105	**(30 - 150)**	**0.09**	**(0-40)**	**SW846 8081A**
Endosulfan II	52	(30 - 150)			SW846 8081A
	51	(30 - 150)	1.7	(0-87)	SW846 8081A
4,4'-DDD	150	(30 - 150)			SW846 8081A
	147	(30 - 150)	2.4	(0-61)	SW846 8081A
Endosulfan sulfate	104	(47 - 143)			SW846 8081A
	102	(47 - 143)	1.4	(0-53)	SW846 8081A
4,4'-DDT	**104**	**(30 - 150)**			**SW846 8081A**
	97	**(30 - 150)**	**6.9**	**(0-50)**	**SW846 8081A**
Methoxychlor	110	(27 - 178)			SW846 8081A
	104	(27 - 178)	6.0	(0-64)	SW846 8081A
Endrin ketone	96	(45 - 130)			SW846 8081A
	93	(45 - 130)	3.0	(0-55)	SW846 8081A
Endrin aldehyde	95	(30 - 150)			SW846 8081A
	92	(30 - 150)	3.2	(0-97)	SW846 8081A
alpha-Chlordane	101	(38 - 140)			SW846 8081A
	102	(38 - 140)	0.61	(0-55)	SW846 8081A
gamma-Chlordane	104	(36 - 150)			SW846 8081A
	104	(36 - 150)	0.37	(0-57)	SW846 8081A

(Continued on next page)

MATRIX SPIKE SAMPLE EVALUATION REPORT

GC Semivolatiles

Client Lot #...: A7G120101 **Work Order #...:** J2PC81AJ-MS **Matrix.....:** WG
MS Lot-Sample #: A7G120101-025 J2PC81AK-MSD

SURROGATE	PERCENT RECOVERY	RECOVERY LIMITS
Tetrachloro-m-xylene	93	(39 - 130)
	91	(39 - 130)
Decachlorobiphenyl	96	(10 - 147)
	94	(10 - 147)

NOTE(S):

Calculations are performed before rounding to avoid round-off errors in calculated results.

Bold print denotes control parameters

Matrix Spike / Matrix Spike Duplicate Recovery and RPD Outlier Report

Method Batch : 7193122 **Analysis Method :** 8081A **Analysis Date :** 07/17/2007

Preparation Batch : 7193122 **Preparation Type :** 3520C **Preparation Date :** 07/12/2007

Lab Reporting Batch : A7G120101 **Lab ID:** STLCAN

Client Sample ID	Lab Sample ID	Matrix	Analyte Name	Reported *		Project Limits (Percent)			
				Percent Recovery	RPD	Rejection Point**	Lower Limit	Upper Limit	RPD
FWGBKGmw-013C-0466	A7G120101025S	AQ	4,4'-DDD	150		0.00	40.00	140.00	20.00
FWGBKGmw-013C-0466	A7G120101025D		4,4'-DDD	147		0.00	40.00	140.00	20.00

Associated Samples: All samples in Method Batch

Client Sample ID	Lab Sample ID
FWGBKGmw-010C-0464-GW	A7G120101016
FWGBKGmw-013C-0466-GW	A7G120101025
FWGBKGmw-020C-0472-GW	A7G120101003
FWGBKGmw-DUP1-0497-GW	A7G120101005
FWGEQUIPRinse3-0503-GW	A7G120101029
FWGLL11mw-002C-0478-GW	A7G120101027
FWGLL11mw-007C-0479-GW	A7G120101007
FWGLL11mw-DUP4-0500-GW	A7G120101009
FWGLL3mw-238C-0490-GW	A7G120101014
FWGLL3mw-242C-0491-GW	A7G120101019
FWGWBGmw-006C-0494-GW	A7G120101012
FWGWBGmw-007C-0495-GW	A7G120101023
FWGWBGmw-009C-0496-GW	A7G120101001

* Only those Percent Recovery and/or RPD values outside project limits are listed in this report.
** Metal are also assessed against an upper rejection point of 150 percent for waters and 200 percent for soils and sediments

Project Number and Name: 030240.0005 - Ravenna GW

Environmental Quality Mgt., Inc.

Client Sample ID: FWGWBGmw-009C-0496-GW

GC Semivolatiles

Lot-Sample #...: A7G120101-001 **Work Order #...:** J2N9X1AG **Matrix.....:** WG
Date Sampled...: 07/11/07 09:34 **Date Received..:** 07/12/07
Prep Date.....: 07/13/07 **Analysis Date..:** 07/16/07
Prep Batch #...: 7194042
Dilution Factor: 1 **Initial Wgt/Vol:** 1050 mL **Final Wgt/Vol..:** 2 mL
Method.....: SW846 8082

PARAMETER	RESULT	REPORTING LIMIT	UNITS	MDL
Aroclor 1016	ND	0.50	ug/L	0.044
Aroclor 1221	ND	0.50	ug/L	0.045
Aroclor 1232	ND	0.50	ug/L	0.073
Aroclor 1242	ND	0.50	ug/L	0.060
Aroclor 1248	ND	0.50	ug/L	0.061
Aroclor 1254	ND	0.50	ug/L	0.032
Aroclor 1260	ND	0.50	ug/L	0.038

SURROGATE	PERCENT RECOVERY	RECOVERY LIMITS
Tetrachloro-m-xylene	90	(35 - 130)
Decachlorobiphenyl	43	(10 - 110)

Environmental Quality Mgt., Inc.

Client Sample ID: FWGBKGmw-020C-0472-GW

GC Semivolatiles

Lot-Sample #...: A7G120101-003	**Work Order #...:** J2N931AG	**Matrix.....:** WG	
Date Sampled...: 07/11/07 11:09	**Date Received..:** 07/12/07		
Prep Date.....: 07/13/07	**Analysis Date..:** 07/16/07		
Prep Batch #...: 7194042			
Dilution Factor: 1	**Initial Wgt/Vol:** 1050 mL	**Final Wgt/Vol..:** 2 mL	
	Method.....: SW846 8082		

PARAMETER	RESULT	REPORTING LIMIT	UNITS	MDL
Aroclor 1016	ND	0.50	ug/L	0.044
Aroclor 1221	ND	0.50	ug/L	0.045
Aroclor 1232	ND	0.50	ug/L	0.073
Aroclor 1242	ND	0.50	ug/L	0.060
Aroclor 1248	ND	0.50	ug/L	0.061
Aroclor 1254	ND	0.50	ug/L	0.032
Aroclor 1260	ND	0.50	ug/L	0.038

SURROGATE	PERCENT RECOVERY	RECOVERY LIMITS
Tetrachloro-m-xylene	97	(35 - 130)
Decachlorobiphenyl	63	(10 - 110)

Environmental Quality Mgt., Inc.

Client Sample ID: FWGBKGmw-DUP1-0497-GW

GC Semivolatiles

Lot-Sample #...: A7G120101-005 **Work Order #...:** J2N951AG **Matrix.....:** WG
Date Sampled...: 07/11/07 11:09 **Date Received..:** 07/12/07
Prep Date.....: 07/13/07 **Analysis Date..:** 07/16/07
Prep Batch #...: 7194042
Dilution Factor: 1 **Initial Wgt/Vol:** 1050 mL **Final Wgt/Vol..:** 2 mL
Method.....: SW846 8082

PARAMETER	RESULT	REPORTING LIMIT	UNITS	MDL
Aroclor 1016	ND	0.50	ug/L	0.044
Aroclor 1221	ND	0.50	ug/L	0.045
Aroclor 1232	ND	0.50	ug/L	0.073
Aroclor 1242	ND	0.50	ug/L	0.060
Aroclor 1248	ND	0.50	ug/L	0.061
Aroclor 1254	ND	0.50	ug/L	0.032
Aroclor 1260	ND	0.50	ug/L	0.038

SURROGATE	PERCENT RECOVERY	RECOVERY LIMITS
Tetrachloro-m-xylene	94	(35 - 130)
Decachlorobiphenyl	49	(10 - 110)

Environmental Quality Mgt., Inc.

Client Sample ID: FWGLL11mw-007C-0479-GW

GC Semivolatiles

Lot-Sample #...:	A7G120101-007	**Work Order #...:**	J2N971AG	**Matrix.....:**	WG
Date Sampled...:	07/11/07 14:30	**Date Received..:**	07/12/07		
Prep Date.....:	07/13/07	**Analysis Date..:**	07/16/07		
Prep Batch #...:	7194042				
Dilution Factor:	1	**Initial Wgt/Vol:**	1030 mL	**Final Wgt/Vol..:**	2 mL
		Method.....:	SW846 8082		

PARAMETER	RESULT	REPORTING LIMIT	UNITS	MDL
Aroclor 1016	ND	0.50	ug/L	0.044
Aroclor 1221	ND	0.50	ug/L	0.045
Aroclor 1232	ND	0.50	ug/L	0.073
Aroclor 1242	ND	0.50	ug/L	0.060
Aroclor 1248	ND	0.50	ug/L	0.061
Aroclor 1254	ND	0.50	ug/L	0.032
Aroclor 1260	ND	0.50	ug/L	0.038

SURROGATE	PERCENT RECOVERY	RECOVERY LIMITS
Tetrachloro-m-xylene	103	(35 - 130)
Decachlorobiphenyl	56	(10 - 110)

Environmental Quality Mgt., Inc.

Client Sample ID: FWGLL11mw-DUP4-0500-GW

GC Semivolatiles

Lot-Sample #...: A7G120101-009 **Work Order #...:** J2N991AG **Matrix.....:** WG
Date Sampled...: 07/11/07 14:30 **Date Received..:** 07/12/07
Prep Date.....: 07/13/07 **Analysis Date..:** 07/16/07
Prep Batch #...: 7194042
Dilution Factor: 1 **Initial Wgt/Vol:** 1050 mL **Final Wgt/Vol..:** 2 mL
Method.....: SW846 8082

PARAMETER	RESULT	REPORTING LIMIT	UNITS	MDL
Aroclor 1016	ND	0.50	ug/L	0.044
Aroclor 1221	ND	0.50	ug/L	0.045
Aroclor 1232	ND	0.50	ug/L	0.073
Aroclor 1242	ND	0.50	ug/L	0.060
Aroclor 1248	ND	0.50	ug/L	0.061
Aroclor 1254	ND	0.50	ug/L	0.032
Aroclor 1260	ND	0.50	ug/L	0.038

SURROGATE	PERCENT RECOVERY	RECOVERY LIMITS
Tetrachloro-m-xylene	105	(35 - 130)
Decachlorobiphenyl	70	(10 - 110)

Environmental Quality Mgt., Inc.

Client Sample ID: FWGWBGmw-006C-0494-GW

GC Semivolatiles

Lot-Sample #...: A7G120101-012 **Work Order #...:** J2PAM1AG **Matrix.....:** WG
Date Sampled...: 07/11/07 09:15 **Date Received..:** 07/12/07
Prep Date.....: 07/13/07 **Analysis Date..:** 07/16/07
Prep Batch #...: 7194042
Dilution Factor: 1 **Initial Wgt/Vol:** 1050 mL **Final Wgt/Vol..:** 2 mL
Method.....: SW846 8082

PARAMETER	RESULT	REPORTING LIMIT	UNITS	MDL
Aroclor 1016	ND	0.50	ug/L	0.044
Aroclor 1221	ND	0.50	ug/L	0.045
Aroclor 1232	ND	0.50	ug/L	0.073
Aroclor 1242	ND	0.50	ug/L	0.060
Aroclor 1248	ND	0.50	ug/L	0.061
Aroclor 1254	ND	0.50	ug/L	0.032
Aroclor 1260	ND	0.50	ug/L	0.038

SURROGATE	PERCENT RECOVERY	RECOVERY LIMITS
Tetrachloro-m-xylene	100	(35 - 130)
Decachlorobiphenyl	69	(10 - 110)

Environmental Quality Mgt., Inc.

Client Sample ID: FWGLL3mw-238C-0490-GW

GC Semivolatiles

Lot-Sample #...:	A7G120101-014	**Work Order #...:**	J2PA21AG	**Matrix.....:**	WG
Date Sampled...:	07/11/07 11:30	**Date Received..:**	07/12/07		
Prep Date.....:	07/13/07	**Analysis Date..:**	07/16/07		
Prep Batch #...:	7194042				
Dilution Factor:	1	**Initial Wgt/Vol:**	1010 mL	**Final Wgt/Vol..:**	2 mL
		Method.....:	SW846 8082		

PARAMETER	RESULT	REPORTING LIMIT	UNITS	MDL
Aroclor 1016	ND	0.50	ug/L	0.044
Aroclor 1221	ND	0.50	ug/L	0.045
Aroclor 1232	ND	0.50	ug/L	0.073
Aroclor 1242	ND	0.50	ug/L	0.060
Aroclor 1248	ND	0.50	ug/L	0.061
Aroclor 1254	ND	0.50	ug/L	0.032
Aroclor 1260	ND	0.50	ug/L	0.038

SURROGATE	PERCENT RECOVERY	RECOVERY LIMITS
Tetrachloro-m-xylene	89	(35 - 130)
Decachlorobiphenyl	34	(10 - 110)

Environmental Quality Mgt., Inc.

Client Sample ID: FWGBKGmw-010C-0464-GW

GC Semivolatiles

Lot-Sample #...: A7G120101-018 **Work Order #...:** J2PCQ1AD **Matrix.....:** WG
Date Sampled...: 07/10/07 17:05 **Date Received..:** 07/12/07
Prep Date.....: 07/13/07 **Analysis Date..:** 07/16/07
Prep Batch #...: 7194042
Dilution Factor: 1 **Initial Wgt/Vol:** 1020 mL **Final Wgt/Vol..:** 2 mL
Method.....: SW846 8082

PARAMETER	RESULT	REPORTING LIMIT	UNITS	MDL
Aroclor 1016	ND	0.50	ug/L	0.044
Aroclor 1221	ND	0.50	ug/L	0.045
Aroclor 1232	ND	0.50	ug/L	0.073
Aroclor 1242	ND	0.50	ug/L	0.060
Aroclor 1248	ND	0.50	ug/L	0.061
Aroclor 1254	ND	0.50	ug/L	0.032
Aroclor 1260	ND	0.50	ug/L	0.038

SURROGATE	PERCENT RECOVERY	RECOVERY LIMITS
Tetrachloro-m-xylene	93	(35 - 130)
Decachlorobiphenyl	60	(10 - 110)

Environmental Quality Mgt., Inc.

Client Sample ID: FWGLL3mw-242C-0491-GW

GC Semivolatiles

Lot-Sample #...: A7G120101-019	**Work Order #...:** J2PCV1AG	**Matrix.....:** WG	
Date Sampled...: 07/11/07 15:50	**Date Received..:** 07/12/07		
Prep Date.....: 07/13/07	**Analysis Date..:** 07/16/07		
Prep Batch #...: 7194042			
Dilution Factor: 1	**Initial Wgt/Vol:** 1000 mL	**Final Wgt/Vol..:** 2 mL	
	Method.....: SW846 8082		

PARAMETER	RESULT	REPORTING LIMIT	UNITS	MDL
Aroclor 1016	ND	0.50	ug/L	0.044
Aroclor 1221	ND	0.50	ug/L	0.045
Aroclor 1232	ND	0.50	ug/L	0.073
Aroclor 1242	ND	0.50	ug/L	0.060
Aroclor 1248	ND	0.50	ug/L	0.061
Aroclor 1254	ND	0.50	ug/L	0.032
Aroclor 1260	ND	0.50	ug/L	0.038

SURROGATE	PERCENT RECOVERY	RECOVERY LIMITS
Tetrachloro-m-xylene	87	(35 - 130)
Decachlorobiphenyl	77	(10 - 110)

Environmental Quality Mgt., Inc.

Client Sample ID: FWGWBGmw-007C-0495-GW

GC Semivolatiles

Lot-Sample #...: A7G120101-023	**Work Order #...:** J2PC21AG	**Matrix.....:** WG	
Date Sampled...: 07/11/07 09:35	**Date Received..:** 07/12/07		
Prep Date.....: 07/13/07	**Analysis Date..:** 07/16/07		
Prep Batch #...: 7194042			
Dilution Factor: 1	**Initial Wgt/Vol:** 980 mL	**Final Wgt/Vol..:** 2 mL	
	Method.....: SW846 8082		

PARAMETER	RESULT	REPORTING LIMIT	UNITS	MDL
Aroclor 1016	ND	0.50	ug/L	0.044
Aroclor 1221	ND	0.50	ug/L	0.045
Aroclor 1232	ND	0.50	ug/L	0.073
Aroclor 1242	ND	0.50	ug/L	0.060
Aroclor 1248	ND	0.50	ug/L	0.061
Aroclor 1254	ND	0.50	ug/L	0.032
Aroclor 1260	ND	0.50	ug/L	0.038

SURROGATE	PERCENT RECOVERY	RECOVERY LIMITS
Tetrachloro-m-xylene	83	(35 - 130)
Decachlorobiphenyl	57	(10 - 110)

Environmental Quality Mgt., Inc.

Client Sample ID: FWGBKGmw-013C-0466-GW

GC Semivolatiles

Lot-Sample #...: A7G120101-025 **Work Order #...:** J2PC81AT **Matrix.....:** WG
Date Sampled...: 07/11/07 11:10 **Date Received..:** 07/12/07
Prep Date.....: 07/13/07 **Analysis Date..:** 07/16/07
Prep Batch #...: 7194042
Dilution Factor: 1 **Initial Wgt/Vol:** 920 mL **Final Wgt/Vol..:** 2 mL
Method.....: SW846 8082

PARAMETER	RESULT	REPORTING LIMIT	UNITS	MDL
Aroclor 1016	ND	0.50	ug/L	0.044
Aroclor 1221	ND	0.50	ug/L	0.045
Aroclor 1232	ND	0.50	ug/L	0.073
Aroclor 1242	ND	0.50	ug/L	0.060
Aroclor 1248	ND	0.50	ug/L	0.061
Aroclor 1254	ND	0.50	ug/L	0.032
Aroclor 1260	ND	0.50	ug/L	0.038

SURROGATE	PERCENT RECOVERY	RECOVERY LIMITS
Tetrachloro-m-xylene	82	(35 - 130)
Decachlorobiphenyl	45	(10 - 110)

Environmental Quality Mgt., Inc.

Client Sample ID: FWGLL11mw-002C-0478-GW

GC Semivolatiles

Lot-Sample #...:	A7G120101-027	**Work Order #...:**	J2PDC1AG	**Matrix.....:**	WG
Date Sampled...:	07/11/07 14:40	**Date Received..:**	07/12/07		
Prep Date.....:	07/13/07	**Analysis Date..:**	07/16/07		
Prep Batch #...:	7194042				
Dilution Factor:	1	**Initial Wgt/Vol:**	900 mL	**Final Wgt/Vol..:**	2 mL
		Method.....:	SW846 8082		

PARAMETER	RESULT	REPORTING LIMIT	UNITS	MDL
Aroclor 1016	ND	0.50	ug/L	0.044
Aroclor 1221	ND	0.50	ug/L	0.045
Aroclor 1232	ND	0.50	ug/L	0.073
Aroclor 1242	ND	0.50	ug/L	0.060
Aroclor 1248	ND	0.50	ug/L	0.061
Aroclor 1254	ND	0.50	ug/L	0.032
Aroclor 1260	ND	0.50	ug/L	0.038

SURROGATE	PERCENT RECOVERY	RECOVERY LIMITS
Tetrachloro-m-xylene	85	(35 - 130)
Decachlorobiphenyl	33	(10 - 110)

Environmental Quality Mgt., Inc.

Client Sample ID: FWGEQUIPRinse3-0503-GW

GC Semivolatiles

Lot-Sample #...: A7G120101-029 Work Order #...: J2PDE1AG Matrix.....: WQ
Date Sampled...: 07/11/07 15:30 Date Received..: 07/12/07
Prep Date.....: 07/13/07 Analysis Date..: 07/16/07
Prep Batch #...: 7194042
Dilution Factor: 1 Initial Wgt/Vol: 930 mL Final Wgt/Vol..: 2 mL
Method.....: SW846 8082

PARAMETER	RESULT	REPORTING LIMIT	UNITS	MDL
Aroclor 1016	ND	0.50	ug/L	0.044
Aroclor 1221	ND	0.50	ug/L	0.045
Aroclor 1232	ND	0.50	ug/L	0.073
Aroclor 1242	ND	0.50	ug/L	0.060
Aroclor 1248	ND	0.50	ug/L	0.061
Aroclor 1254	ND	0.50	ug/L	0.032
Aroclor 1260	ND	0.50	ug/L	0.038

SURROGATE	PERCENT RECOVERY	RECOVERY LIMITS
Tetrachloro-m-xylene	86	(35 - 130)
Decachlorobiphenyl	84	(10 - 110)

FORM 8
SEMIVOLATILE ANALYTICAL SEQUENCE

Lab Name: STL - NORTH CANTON Contract:

Lab Code: STLCAN Case No.: SAS No.: SDG No.: A7G120101

GC Column: RESTEK PEST CLPI ID: 0.53 (mm) Init. Calib. Date(s): 06/27/07 06/27/07

Instrument ID: A2HP11

THE ANALYTICAL SEQUENCE OF PERFORMANCE EVALUATION MIXTURES, BLANKS, SAMPLES, AND STANDARDS IS GIVEN BELOW:

MEAN SURROGATE RT FROM INITIAL CALIBRATION
S1 : 1.69 S2 : 8.27

	CLIENT SAMPLE NO.	LAB SAMPLE ID	DATE ANALYZED	TIME ANALYZED	S1 RT	#	S2 RT	#
01		E097	07/16/07	1353	1.69		8.27	
02	024F7401	MRL	07/16/07	1409	1.69		8.27	
03	FWGWBGMW-009	J2N9X1AG	07/16/07	1440	1.70		8.27	
04	FWGBKGMW-020	J2N931AG	07/16/07	1455	1.70		8.27	
05	FWGBKGMW-DUP	J2N951AG	07/16/07	1510	1.70		8.27	
06	FWGLL11MW-00	J2N971AG	07/16/07	1526	1.69		8.27	
07	FWGLL11MW-DU	J2N991AG	07/16/07	1541	1.70		8.27	
08	FWGWBGMW-006	J2PAM1AG	07/16/07	1556	1.69		8.27	
09	FWGLL3MW-238	J2PA21AG	07/16/07	1612	1.69		8.27	
10	FWGBKGMW-010	J2PCQ1AD	07/16/07	1627	1.69		8.27	
11	FWGLL3MW-242	J2PCV1AG	07/16/07	1642	1.70		8.27	
12	FWGWBGMW-007	J2PC21AG	07/16/07	1658	1.70		8.27	
13	FWGBKGMW-013	J2PC81AT	07/16/07	1713	1.70		8.27	
14	FWGBKGMW-013	J2PC81AU	07/16/07	1728	1.69		8.27	
15	FWGBKGMW-013	J2PC81AV	07/16/07	1743	1.69		8.27	
16	FWGLL11MW-00	J2PDC1AG	07/16/07	1759	1.70		8.27	
17	FWGEQUIPRINS	J2PDE1AG	07/16/07	1814	1.70		8.27	
18	J2R9GBLK	J2R9G1AA	07/16/07	1830	1.70		8.27	
19	J2R9GCHK	J2R9G1AC	07/16/07	1845	1.69		8.27	
20		E097	07/16/07	1901	1.69		8.27	
21	044F4401	MRL	07/16/07	1917	1.69		8.27	
22								
23								
24								
25								
26								
27								
28								
29								
30								
31								
32								

QC LIMITS
S1 = TCMX (+/- 0.10 MINUTES)
S2 = DCB (+/- 0.10 MINUTES)

Column used to flag retention time values with an asterisk.
* Values outside of QC limits.

Data File: \\cansvr11\DD\chem\GCS\a2hp11.i\706271C-1.b\044F4401.D
Report Date: 28-Jun-2007 07:40

STL North Canton

CONTINUING CALIBRATION COMPOUNDS

Instrument ID: a2hp11.i Injection Date: 27-JUN-2007 23:47
Lab File ID: 044F4401.D Init. Cal. Date(s): 27-JUN-2007 27-JUN-2007
Analysis Type: Init. Cal. Times: 12:58 23:32
Lab Sample ID: ICV Quant Type: ESTD
Method: \\cansvr11\dd\chem\GCS\a2hp11.i\706271C-1.b\HP11PCBF.m

COMPOUND	RRF / AMOUNT	RF1	MIN RRF	%D / %DRIFT	MAX %D / %DRIFT	CURVE TYPE
3 AROCLOR-1016 (1)	1564203	1362560	0.010	12.89111	15.00000	Averaged
(2)	2850237	2738745	0.010	3.91166	15.00000	Averaged
(3)	5823461	6375304	0.010	-9.47621	15.00000	Averaged
(4)	2585103	2648195	0.010	-2.44059	15.00000	Averaged
(5)	2565778	2585459	0.010	-0.76705	15.00000	Averaged
8 AROCLOR-1260 (1)	1736160	1875833	0.010	-8.04492	15.00000	Averaged
(2)	2508387	2835824	0.010	-13.05368	15.00000	Averaged
(3)	2213740	2703311	0.010	-22.11514	15.00000	Averaged
(4)	3441381	3611869	0.010	-4.95405	15.00000	Averaged
(5)	1817768	2051826	0.010	-12.87614	15.00000	Averaged

5.9

<- 12.2

METHOD BLANK REPORT

GC Semivolatiles

Client Lot #...: A7G120101 **Work Order #...:** J2R9G1AA **Matrix.....:** WATER
MB Lot-Sample #: A7G130000-042

Prep Date.....: 07/13/07 **Final Wgt/Vol..:** 2 mL
Analysis Date..: 07/16/07 **Prep Batch #...:** 7194042
Dilution Factor: 1 **Initial Wgt/Vol:** 1000 mL

PARAMETER	RESULT	REPORTING LIMIT	UNITS	METHOD
Aroclor 1016	ND	0.50	ug/L	SW846 8082
Aroclor 1221	ND	0.50	ug/L	SW846 8082
Aroclor 1232	ND	0.50	ug/L	SW846 8082
Aroclor 1242	ND	0.50	ug/L	SW846 8082
Aroclor 1248	ND	0.50	ug/L	SW846 8082
Aroclor 1254	ND	0.50	ug/L	SW846 8082
Aroclor 1260	ND	0.50	ug/L	SW846 8082

SURROGATE	PERCENT RECOVERY	RECOVERY LIMITS
Tetrachloro-m-xylene	90	(35 - 130)
Decachlorobiphenyl	90	(10 - 110)

NOTE(S):

Calculations are performed before rounding to avoid round-off errors in calculated results.

Environmental Quality Mgt., Inc.

Client Sample ID: FWGEQUIPRinse2-0502-GW

GC Semivolatiles

Lot-Sample #...: A7G110101-005	**Work Order #...:** J2LKT1AG	**Matrix.....:** WQ	
Date Sampled...: 07/10/07 11:10	**Date Received..:** 07/11/07		
Prep Date.....: 07/11/07	**Analysis Date..:** 07/13/07		
Prep Batch #...: 7192104			
Dilution Factor: 1	**Initial Wgt/Vol:** 1030 mL	**Final Wgt/Vol..:** 2 mL	
	Method.....: SW846 8082		

PARAMETER	RESULT	REPORTING LIMIT	UNITS	MDL
Aroclor 1016	ND	0.50	ug/L	0.044
Aroclor 1221	ND	0.50	ug/L	0.045
Aroclor 1232	ND	0.50	ug/L	0.073
Aroclor 1242	ND	0.50	ug/L	0.060
Aroclor 1248	ND	0.50	ug/L	0.061
Aroclor 1254	ND	0.50	ug/L	0.032
Aroclor 1260	ND	0.50	ug/L	0.038

SURROGATE	PERCENT RECOVERY	RECOVERY LIMITS
Tetrachloro-m-xylene	102	(35 - 130)
Decachlorobiphenyl	59	(10 - 110)

LABORATORY CONTROL SAMPLE EVALUATION REPORT

GC Semivolatiles

Client Lot #...: A7G120101 **Work Order #...:** J2R9G1AC **Matrix.....:** WATER
LCS Lot-Sample#: A7G130000-042
Prep Date.....: 07/13/07 **Analysis Date..:** 07/16/07
Prep Batch #...: 7194042
Dilution Factor: 5 **Final Wgt/Vol..:** 2 mL
Initial Wgt/Vol: 1000 mL

PARAMETER	PERCENT RECOVERY	RECOVERY LIMITS	METHOD
Aroclor 1016	**92**	**(50 - 115)**	**SW846 8082**
Aroclor 1260	**88**	**(45 - 112)**	**SW846 8082**

SURROGATE	PERCENT RECOVERY	RECOVERY LIMITS
Tetrachloro-m-xylene	117	(35 - 130)
Decachlorobiphenyl	34	(10 - 110)

NOTE(S):

Calculations are performed before rounding to avoid round-off errors in calculated results.

Bold print denotes control parameters

MATRIX SPIKE SAMPLE EVALUATION REPORT

GC Semivolatiles

Client Lot #...: A7G120101 **Work Order #...:** J2PC81AU-MS **Matrix.....:** WG
MS Lot-Sample #: A7G120101-025 J2PC81AV-MSD
Date Sampled...: 07/11/07 11:10 **Date Received..:** 07/12/07
Prep Date.....: 07/13/07 **Analysis Date..:** 07/16/07
Prep Batch #...: 7194042
Dilution Factor: 5 **Initial Wgt/Vol:** 480 mL **Final Wgt/Vol..:** 2 mL

PARAMETER	PERCENT RECOVERY	RECOVERY LIMITS	RPD	RPD LIMITS	METHOD
Aroclor 1016	85	(10 - 200)			SW846 8082
	92	(10 - 200)	7.6	(0-30)	SW846 8082
Aroclor 1260	87	(10 - 150)			SW846 8082
	92	(10 - 150)	5.1	(0-30)	SW846 8082

SURROGATE	PERCENT RECOVERY	RECOVERY LIMITS
Tetrachloro-m-xylene	86	(35 - 130)
	85	(35 - 130)
Decachlorobiphenyl	86	(10 - 110)
	89	(10 - 110)

NOTE(S):

Calculations are performed before rounding to avoid round-off errors in calculated results.

Bold print denotes control parameters

Surrogate Recovery Outlier Report

Lab Report Batch: A7G120101 **Lab ID:** STLCAN

Client Sample ID	Lab Sample ID	Analysis Method	Dilution	Matrix	Surrogate	Percent Recovery	Criteria (percent) Lower Limit	Upper Limit	Reject Point	Associated Target Analytes
FWGBKGmw-010C-0464-GW	A7G120101018	8270C	1	AQ	2-Fluorophenol	31	50.0	150.0	10.0	Acid
					Phenol-d5	47	50.0	150.0	10.0	Acid
FWGBKGmw-013C-0466-GW	A7G120101025	8082	1	AQ	Decachlorobiphenyl	45	50.0	150.0	10.0	All Target
FWGBKGmw-020C-0472-GW	A7G120101003	8270C	1	AQ	2-Fluorophenol	17	50.0	150.0	10.0	Acid
					Phenol-d5	42	50.0	150.0	10.0	Acid
					2-Fluorobiphenyl	47	50.0	150.0	10.0	Base/Neutral
					Nitrobenzene-d5	47	50.0	150.0	10.0	Base/Neutral
FWGBKGmw-DUP1-0497-GW	A7G120101005	8082	1	AQ	Decachlorobiphenyl	49	50.0	150.0	10.0	All Target
		8270C			2-Fluorophenol	18	50.0	150.0	10.0	Acid
					Phenol-d5	48	50.0	150.0	10.0	Acid
FWGLL11mw-002C-0478-GW	A7G120101027	8082	1	AQ	Decachlorobiphenyl	33	50.0	150.0	10.0	All Target
		8270C			2-Fluorophenol	14	50.0	150.0	10.0	Acid
					Phenol-d5	42	50.0	150.0	10.0	Acid
FWGLL11mw-DUP4-0500-GW	A7G120101009	8270C	1	AQ	2-Fluorophenol	30	50.0	150.0	10.0	Acid
					Phenol-d5	47	50.0	150.0	10.0	Acid
FWGLL3mw-238C-0490-GW	A7G120101014	8081A	50	AQ	Decachlorobiphenyl	28	50.0	150.0	10.0	All Target
		8082	1		Decachlorobiphenyl	34	50.0	150.0	10.0	All Target
		8270C			2-Fluorophenol	17	50.0	150.0	10.0	Acid
					Phenol-d5	42	50.0	150.0	10.0	Acid
					2-Fluorobiphenyl	47	50.0	150.0	10.0	Base/Neutral
					Nitrobenzene-d5	47	50.0	150.0	10.0	Base/Neutral

Project Number and Name: ***030240.0005 - Ravenna GW***

Surrogate Recovery Outlier Report

Lab Report Batch: A7G120101 **Lab ID:** STLCAN

Client Sample ID	Lab Sample ID	Analysis Method	Dilution	Matrix	Surrogate	Percent Recovery	Criteria (percent) Lower Limit	Upper Limit	Reject Point	Associated Target Analytes
FWGLL3mw-238C-0490-GW	A7G120101014	8330	4.92	AQ	3,4-Dinitrotoluene	0.0	50.0	150.0	10.0	All Target
FWGWBGmw-006C-0494-GW	A7G120101012	8270C	1	AQ	2-Fluorophenol	13	50.0	150.0	10.0	Acid
					Phenol-d5	40	50.0	150.0	10.0	Acid
					2-Fluorobiphenyl	46	50.0	150.0	10.0	Base/Neutral
					Nitrobenzene-d5	46	50.0	150.0	10.0	Base/Neutral
FWGWBGmw-007C-0495-GW	A7G120101023	8270C	1	AQ	2-Fluorophenol	15	50.0	150.0	10.0	Acid
					Phenol-d5	49	50.0	150.0	10.0	Acid
FWGWBGmw-009C-0496-GW	A7G120101001	8082	1	AQ	Decachlorobiphenyl	43	50.0	150.0	10.0	All Target
		8270C			2-Fluorophenol	14	50.0	150.0	10.0	Acid
					Phenol-d5	48	50.0	150.0	10.0	Acid

Environmental Quality Mgt., Inc.

Client Sample ID: FWGWBGmw-009C-0496-GW

HPLC

Lot-Sample #...: A7G120101-001 **Work Order #...:** J2N9X1AF **Matrix.....:** WG
Date Sampled...: 07/11/07 09:34 **Date Received..:** 07/12/07
Prep Date.....: 07/17/07 **Analysis Date..:** 07/30/07
Prep Batch #...: 7198272
Dilution Factor: 0.99 **Method.....:** SW846 8330

PARAMETER	RESULT	REPORTING LIMIT	UNITS	MDL
PETN	ND	0.64	ug/L	0.30
Nitroglycerin	ND	0.64	ug/L	0.33
2-Amino-4,6-dinitrotoluene	ND	0.099	ug/L	0.099
4-Amino-2,6-dinitrotoluene	ND	0.099	ug/L	0.050
1,3-Dinitrobenzene	ND	0.099	ug/L	0.050
2,4-Dinitrotoluene	ND	0.099	ug/L	0.050
2,6-Dinitrotoluene	ND	0.099	ug/L	0.050
HMX	**2.0**	**0.099**	**ug/L**	**0.036**
Nitrobenzene	ND	0.099	ug/L	0.050
2-Nitrotoluene	ND	0.50	ug/L	0.087
3-Nitrotoluene	ND	0.50	ug/L	0.056
4-Nitrotoluene	ND	0.50	ug/L	0.087
RDX	**9.0**	**0.099**	**ug/L**	**0.036**
Tetryl	ND	0.099	ug/L	0.050
1,3,5-Trinitrobenzene	ND	0.099	ug/L	0.030
2,4,6-Trinitrotoluene	ND	0.099	ug/L	0.050

SURROGATE	PERCENT RECOVERY	RECOVERY LIMITS
3,4-Dinitrotoluene	87	(83 - 113)

Environmental Quality Mgt., Inc.

Client Sample ID: FWGBKGmw-020C-0472-GW

HPLC

Lot-Sample #...: A7G120101-003 **Work Order #...:** J2N931AF **Matrix.....:** WG
Date Sampled...: 07/11/07 11:09 **Date Received..:** 07/12/07
Prep Date.....: 07/17/07 **Analysis Date..:** 07/30/07
Prep Batch #...: 7198272
Dilution Factor: 1 **Method.....:** SW846 8330

PARAMETER	RESULT	REPORTING LIMIT	UNITS	MDL
PETN	ND	0.65	ug/L	0.30
Nitroglycerin	ND	0.65	ug/L	0.33
2-Amino-4,6-dinitrotoluene	ND	0.10	ug/L	0.10
4-Amino-2,6-dinitrotoluene	ND	0.10	ug/L	0.050
1,3-Dinitrobenzene	ND	0.10	ug/L	0.050
2,4-Dinitrotoluene	ND	0.10	ug/L	0.050
2,6-Dinitrotoluene	ND	0.10	ug/L	0.050
HMX	ND	0.10	ug/L	0.036
Nitrobenzene	ND	0.10	ug/L	0.050
2-Nitrotoluene	ND	0.50	ug/L	0.088
3-Nitrotoluene	ND	0.50	ug/L	0.057
4-Nitrotoluene	ND	0.50	ug/L	0.088
RDX	ND	0.10	ug/L	0.036
Tetryl	ND	0.10	ug/L	0.050
1,3,5-Trinitrobenzene	ND	0.10	ug/L	0.030
2,4,6-Trinitrotoluene	ND	0.10	ug/L	0.050

SURROGATE	PERCENT RECOVERY	RECOVERY LIMITS
3,4-Dinitrotoluene	84	(83 - 113)

Environmental Quality Mgt., Inc.

Client Sample ID: FWGBKGmw-DUP1-0497-GW

HPLC

Lot-Sample #...: A7G120101-005 **Work Order #...:** J2N951AF **Matrix.....:** WG
Date Sampled...: 07/11/07 11:09 **Date Received..:** 07/12/07
Prep Date.....: 07/17/07 **Analysis Date..:** 07/30/07
Prep Batch #...: 7198272
Dilution Factor: 1 **Method.....:** SW846 8330

PARAMETER	RESULT	REPORTING LIMIT	UNITS	MDL
PETN	ND	0.65	ug/L	0.30
Nitroglycerin	ND	0.65	ug/L	0.33
2-Amino-4,6-dinitrotoluene	ND	0.10	ug/L	0.10
4-Amino-2,6-dinitrotoluene	ND	0.10	ug/L	0.050
1,3-Dinitrobenzene	ND	0.10	ug/L	0.050
2,4-Dinitrotoluene	ND	0.10	ug/L	0.050
2,6-Dinitrotoluene	ND	0.10	ug/L	0.050
HMX	ND	0.10	ug/L	0.036
Nitrobenzene	ND	0.10	ug/L	0.050
2-Nitrotoluene	ND	0.50	ug/L	0.088
3-Nitrotoluene	ND	0.50	ug/L	0.057
4-Nitrotoluene	ND	0.50	ug/L	0.088
RDX	ND	0.10	ug/L	0.036
Tetryl	ND	0.10	ug/L	0.050
1,3,5-Trinitrobenzene	ND	0.10	ug/L	0.030
2,4,6-Trinitrotoluene	ND	0.10	ug/L	0.050

SURROGATE	PERCENT RECOVERY	RECOVERY LIMITS
3,4-Dinitrotoluene	86	(83 - 113)

Environmental Quality Mgt., Inc.

Client Sample ID: FWGLL11mw-007C-0479-GW

HPLC

Lot-Sample #...: A7G120101-007 **Work Order #...:** J2N971AF **Matrix.....:** WG
Date Sampled...: 07/11/07 14:30 **Date Received..:** 07/12/07
Prep Date.....: 07/17/07 **Analysis Date..:** 07/30/07
Prep Batch #...: 7198272
Dilution Factor: 0.98 **Method.....:** SW846 8330

PARAMETER	RESULT	REPORTING LIMIT	UNITS	MDL
PETN	ND	0.64	ug/L	0.29
Nitroglycerin	ND	0.64	ug/L	0.32
2-Amino-4,6-dinitrotoluene	ND	0.098	ug/L	0.098
4-Amino-2,6-dinitrotoluene	ND	0.098	ug/L	0.049
1,3-Dinitrobenzene	ND	0.098	ug/L	0.049
2,4-Dinitrotoluene	ND	0.098	ug/L	0.049
2,6-Dinitrotoluene	ND	0.098	ug/L	0.049
HMX	ND	0.098	ug/L	0.035
Nitrobenzene	ND	0.098	ug/L	0.049
2-Nitrotoluene	ND	0.49	ug/L	0.086
3-Nitrotoluene	ND	0.49	ug/L	0.056
4-Nitrotoluene	ND	0.49	ug/L	0.086
RDX	ND	0.098	ug/L	0.035
Tetryl	ND	0.098	ug/L	0.049
1,3,5-Trinitrobenzene	ND	0.098	ug/L	0.029
2,4,6-Trinitrotoluene	ND	0.098	ug/L	0.049

SURROGATE	PERCENT RECOVERY	RECOVERY LIMITS
3,4-Dinitrotoluene	88	(83 - 113)

Environmental Quality Mgt., Inc.

Client Sample ID: FWGLL11mw-DUP4-0500-GW

HPLC

Lot-Sample #...: A7G120101-009 **Work Order #...:** J2N991AF **Matrix.....:** WG
Date Sampled...: 07/11/07 14:30 **Date Received..:** 07/12/07
Prep Date.....: 07/17/07 **Analysis Date..:** 07/30/07
Prep Batch #...: 7198272
Dilution Factor: 0.99 **Method.....:** SW846 8330

PARAMETER	RESULT	REPORTING LIMIT	UNITS	MDL
PETN	ND	0.64	ug/L	0.30
Nitroglycerin	ND	0.64	ug/L	0.33
2-Amino-4,6-dinitrotoluene	ND	0.099	ug/L	0.099
4-Amino-2,6-dinitrotoluene	ND	0.099	ug/L	0.050
1,3-Dinitrobenzene	ND	0.099	ug/L	0.050
2,4-Dinitrotoluene	ND	0.099	ug/L	0.050
2,6-Dinitrotoluene	ND	0.099	ug/L	0.050
HMX	ND	0.099	ug/L	0.036
Nitrobenzene	ND	0.099	ug/L	0.050
2-Nitrotoluene	ND	0.50	ug/L	0.087
3-Nitrotoluene	ND	0.50	ug/L	0.056
4-Nitrotoluene	ND	0.50	ug/L	0.087
RDX	ND	0.099	ug/L	0.036
Tetryl	ND	0.099	ug/L	0.050
1,3,5-Trinitrobenzene	ND	0.099	ug/L	0.030
2,4,6-Trinitrotoluene	ND	0.099	ug/L	0.050

SURROGATE	PERCENT RECOVERY	RECOVERY LIMITS
3,4-Dinitrotoluene	88	(83 - 113)

Environmental Quality Mgt., Inc.

Client Sample ID: FWGWBGmw-006C-0494-GW

HPLC

Lot-Sample #...: A7G120101-012 **Work Order #...:** J2PAM1AF **Matrix.....:** WG
Date Sampled...: 07/11/07 09:15 **Date Received..:** 07/12/07
Prep Date.....: 07/17/07 **Analysis Date..:** 08/01/07
Prep Batch #...: 7198272
Dilution Factor: 4.91 **Method.....:** SW846 8330

PARAMETER	RESULT	REPORTING LIMIT	UNITS	MDL
PETN	ND	3.2	ug/L	1.5
Nitroglycerin	ND	3.2	ug/L	1.6
2-Amino-4,6-dinitrotoluene	ND	0.49	ug/L	0.49
4-Amino-2,6-dinitrotoluene	ND	0.49	ug/L	0.25
1,3-Dinitrobenzene	ND	0.49	ug/L	0.25
2,4-Dinitrotoluene	ND	0.49	ug/L	0.25
2,6-Dinitrotoluene	ND	0.49	ug/L	0.25
HMX	**12**	**0.49**	**ug/L**	**0.18**
Nitrobenzene	ND	0.49	ug/L	0.25
2-Nitrotoluene	ND	2.5	ug/L	0.43
3-Nitrotoluene	ND	2.5	ug/L	0.28
4-Nitrotoluene	ND	2.5	ug/L	0.43
RDX	**48**	**0.49**	**ug/L**	**0.18**
Tetryl	ND	0.49	ug/L	0.25
1,3,5-Trinitrobenzene	ND	0.49	ug/L	0.15
2,4,6-Trinitrotoluene	ND	0.49	ug/L	0.25

SURROGATE	PERCENT RECOVERY	RECOVERY LIMITS
3,4-Dinitrotoluene	92	(83 - 113)

Environmental Quality Mgt., Inc.

Client Sample ID: FWGLL3mw-238C-0490-GW

HPLC

Lot-Sample #...: A7G120101-014 **Work Order #...:** J2PA21AF **Matrix.....:** WG
Date Sampled...: 07/11/07 11:30 **Date Received..:** 07/12/07
Prep Date.....: 07/17/07 **Analysis Date..:** 08/02/07
Prep Batch #...: 7198272
Dilution Factor: 4.92 **Method.....:** SW846 8330

PARAMETER	RESULT	REPORTING LIMIT	UNITS	MDL
PETN	ND	3.2	ug/L	1.5
Nitroglycerin	ND	3.2	ug/L	1.6
2-Amino-4,6-dinitrotoluene	**9.9**	**0.49**	**ug/L**	**0.49**
4-Amino-2,6-dinitrotoluene	**26**	**0.49**	**ug/L**	**0.25**
1,3-Dinitrobenzene	ND	0.49	ug/L	0.25
2,4-Dinitrotoluene	ND	0.49	ug/L	0.25
2,6-Dinitrotoluene	ND	0.49	ug/L	0.25
HMX	**1.7**	**0.49**	**ug/L**	**0.18**
Nitrobenzene	**0.27 J**	**0.49**	**ug/L**	**0.25**
2-Nitrotoluene	ND	2.5	ug/L	0.43
3-Nitrotoluene	ND	2.5	ug/L	0.28
4-Nitrotoluene	ND	2.5	ug/L	0.43
RDX	**6.6**	**0.49**	**ug/L**	**0.18**
Tetryl	ND	0.49	ug/L	0.25
1,3,5-Trinitrobenzene	**41 B**	**0.49**	**ug/L**	**0.15**
2,4,6-Trinitrotoluene	**97**	**0.49**	**ug/L**	**0.25**

SURROGATE	PERCENT RECOVERY	RECOVERY LIMITS
3,4-Dinitrotoluene	0.0 *	(83 - 113)

NOTE(S):

* Surrogate recovery is outside stated control limits.

J Estimated result. Result is less than RL.

B Method blank contamination. The associated method blank contains the target analyte at a reportable level.

Environmental Quality Mgt., Inc.

Client Sample ID: FWGBKGmw-010C-0464-GW

HPLC

Lot-Sample #...: A7G120101-016 **Work Order #...:** J2PA81AD **Matrix.....:** WG
Date Sampled...: 07/11/07 14:00 **Date Received..:** 07/12/07
Prep Date.....: 07/17/07 **Analysis Date..:** 07/30/07
Prep Batch #...: 7198272
Dilution Factor: 0.97 **Method.....:** SW846 8330

PARAMETER	RESULT	REPORTING LIMIT	UNITS	MDL
PETN	ND	0.65	ug/L	0.29
Nitroglycerin	ND	0.65	ug/L	0.32
2-Amino-4,6-dinitrotoluene	ND	0.10	ug/L	0.097
4-Amino-2,6-dinitrotoluene	ND	0.10	ug/L	0.048
1,3-Dinitrobenzene	ND	0.10	ug/L	0.048
2,4-Dinitrotoluene	ND	0.10	ug/L	0.048
2,6-Dinitrotoluene	ND	0.10	ug/L	0.048
HMX	ND	0.10	ug/L	0.035
Nitrobenzene	ND	0.10	ug/L	0.048
2-Nitrotoluene	ND	0.50	ug/L	0.085
3-Nitrotoluene	ND	0.50	ug/L	0.055
4-Nitrotoluene	ND	0.50	ug/L	0.085
RDX	ND	0.10	ug/L	0.035
Tetryl	ND	0.10	ug/L	0.048
1,3,5-Trinitrobenzene	**0.097 J,B**	**0.10**	**ug/L**	**0.029**
2,4,6-Trinitrotoluene	ND	0.10	ug/L	0.048

SURROGATE	PERCENT RECOVERY	RECOVERY LIMITS
3,4-Dinitrotoluene	87	(83 - 113)

NOTE(S):

J Estimated result. Result is less than RL.

B Method blank contamination. The associated method blank contains the target analyte at a reportable level.

Environmental Quality Mgt., Inc.

Client Sample ID: FWGLL3mw-242C-0491-GW

HPLC

Lot-Sample #...: A7G120101-019 **Work Order #...:** J2PCV1AF **Matrix.....:** WG
Date Sampled...: 07/11/07 15:50 **Date Received..:** 07/12/07
Prep Date.....: 07/17/07 **Analysis Date..:** 07/30/07
Prep Batch #...: 7198272
Dilution Factor: 0.98 **Method.....:** SW846 8330

PARAMETER	RESULT	REPORTING LIMIT	UNITS	MDL
PETN	ND	0.64	ug/L	0.29
Nitroglycerin	ND	0.64	ug/L	0.32
2-Amino-4,6-dinitrotoluene	ND	0.098	ug/L	0.098
4-Amino-2,6-dinitrotoluene	ND	0.098	ug/L	0.049
1,3-Dinitrobenzene	ND	0.098	ug/L	0.049
2,4-Dinitrotoluene	ND	0.098	ug/L	0.049
2,6-Dinitrotoluene	ND	0.098	ug/L	0.049
HMX	**0.060 J**	**0.098**	**ug/L**	**0.035**
Nitrobenzene	ND	0.098	ug/L	0.049
2-Nitrotoluene	ND	0.49	ug/L	0.086
3-Nitrotoluene	ND	0.49	ug/L	0.056
4-Nitrotoluene	ND	0.49	ug/L	0.086
RDX	ND	0.098	ug/L	0.035
Tetryl	ND	0.098	ug/L	0.049
1,3,5-Trinitrobenzene	ND	0.098	ug/L	0.029
2,4,6-Trinitrotoluene	ND	0.098	ug/L	0.049

SURROGATE	PERCENT RECOVERY	RECOVERY LIMITS
3,4-Dinitrotoluene	88	(83 - 113)

NOTE(S):

J Estimated result. Result is less than RL.

Environmental Quality Mgt., Inc.

Client Sample ID: FWGWBGmw-007C-0495-GW

HPLC

Lot-Sample #...: A7G120101-023 **Work Order #...:** J2PC21AF **Matrix.....:** WG
Date Sampled...: 07/11/07 09:35 **Date Received..:** 07/12/07
Prep Date.....: 07/17/07 **Analysis Date..:** 07/30/07
Prep Batch #...: 7198272
Dilution Factor: 1.07 **Method.....:** SW846 8330

PARAMETER	RESULT	REPORTING LIMIT	UNITS	MDL
PETN	ND	0.70	ug/L	0.32
Nitroglycerin	ND	0.70	ug/L	0.35
2-Amino-4,6-dinitrotoluene	ND	0.11	ug/L	0.11
4-Amino-2,6-dinitrotoluene	ND	0.11	ug/L	0.054
1,3-Dinitrobenzene	ND	0.11	ug/L	0.054
2,4-Dinitrotoluene	ND	0.11	ug/L	0.054
2,6-Dinitrotoluene	ND	0.11	ug/L	0.054
HMX	ND	0.11	ug/L	0.039
Nitrobenzene	**0.064 J**	**0.11**	**ug/L**	**0.054**
2-Nitrotoluene	ND	0.54	ug/L	0.094
3-Nitrotoluene	ND	0.54	ug/L	0.061
4-Nitrotoluene	ND	0.54	ug/L	0.094
RDX	ND	0.11	ug/L	0.039
Tetryl	ND	0.11	ug/L	0.054
1,3,5-Trinitrobenzene	ND	0.11	ug/L	0.032
2,4,6-Trinitrotoluene	ND	0.11	ug/L	0.054

SURROGATE	PERCENT RECOVERY	RECOVERY LIMITS
3,4-Dinitrotoluene	89	(83 - 113)

NOTE(S):

J Estimated result. Result is less than RL.

Environmental Quality Mgt., Inc.

Client Sample ID: FWGBKGmw-013C-0466-GW

HPLC

Lot-Sample #...: A7G120101-025 **Work Order #...:** J2PC81AP **Matrix.....:** WG
Date Sampled...: 07/11/07 11:10 **Date Received..:** 07/12/07
Prep Date.....: 07/17/07 **Analysis Date..:** 07/30/07
Prep Batch #...: 7198272
Dilution Factor: 1.12 **Method.....:** SW846 8330

PARAMETER	RESULT	REPORTING LIMIT	UNITS	MDL
PETN	ND	0.73	ug/L	0.34
Nitroglycerin	ND	0.73	ug/L	0.37
2-Amino-4,6-dinitrotoluene	ND	0.11	ug/L	0.11
4-Amino-2,6-dinitrotoluene	ND	0.11	ug/L	0.056
1,3-Dinitrobenzene	ND	0.11	ug/L	0.056
2,4-Dinitrotoluene	ND	0.11	ug/L	0.056
2,6-Dinitrotoluene	ND	0.11	ug/L	0.056
HMX	ND	0.11	ug/L	0.040
Nitrobenzene	ND	0.11	ug/L	0.056
2-Nitrotoluene	ND	0.56	ug/L	0.099
3-Nitrotoluene	ND	0.56	ug/L	0.064
4-Nitrotoluene	ND	0.56	ug/L	0.099
RDX	ND	0.11	ug/L	0.040
Tetryl	ND	0.11	ug/L	0.056
1,3,5-Trinitrobenzene	ND	0.11	ug/L	0.034
2,4,6-Trinitrotoluene	ND	0.11	ug/L	0.056

SURROGATE	PERCENT RECOVERY	RECOVERY LIMITS
3,4-Dinitrotoluene	86	(83 - 113)

Environmental Quality Mgt., Inc.

Client Sample ID: FWGLL11mw-002C-0478-GW

HPLC

Lot-Sample #...: A7G120101-027 **Work Order #...:** J2PDC1AF **Matrix.....:** WG
Date Sampled...: 07/11/07 14:40 **Date Received..:** 07/12/07
Prep Date.....: 07/17/07 **Analysis Date..:** 07/30/07
Prep Batch #...: 7198272
Dilution Factor: 1.18 **Method.....:** SW846 8330

PARAMETER	RESULT	REPORTING LIMIT	UNITS	MDL
PETN	ND	0.77	ug/L	0.35
Nitroglycerin	ND	0.77	ug/L	0.39
2-Amino-4,6-dinitrotoluene	ND	0.12	ug/L	0.12
4-Amino-2,6-dinitrotoluene	ND	0.12	ug/L	0.059
1,3-Dinitrobenzene	ND	0.12	ug/L	0.059
2,4-Dinitrotoluene	ND	0.12	ug/L	0.059
2,6-Dinitrotoluene	ND	0.12	ug/L	0.059
HMX	ND	0.12	ug/L	0.042
Nitrobenzene	ND	0.12	ug/L	0.059
2-Nitrotoluene	ND	0.59	ug/L	0.10
3-Nitrotoluene	ND	0.59	ug/L	0.067
4-Nitrotoluene	ND	0.59	ug/L	0.10
RDX	ND	0.12	ug/L	0.042
Tetryl	ND	0.12	ug/L	0.059
1,3,5-Trinitrobenzene	ND	0.12	ug/L	0.035
2,4,6-Trinitrotoluene	ND	0.12	ug/L	0.059

SURROGATE	PERCENT RECOVERY	RECOVERY LIMITS
3,4-Dinitrotoluene	88	(83 - 113)

Environmental Quality Mgt., Inc.

Client Sample ID: FWGEQUIPRinse3-0503-GW

HPLC

Lot-Sample #...: A7G120101-029 **Work Order #...:** J2PDE1AF **Matrix.....:** WQ
Date Sampled...: 07/11/07 15:30 **Date Received..:** 07/12/07
Prep Date.....: 07/17/07 **Analysis Date..:** 07/31/07
Prep Batch #...: 7198272
Dilution Factor: 1.08 **Method.....:** SW846 8330

PARAMETER	RESULT	REPORTING LIMIT	UNITS	MDL
PETN	**0.62 J**	**0.70**	**ug/L**	**0.32**
Nitroglycerin	ND	0.70	ug/L	0.36
2-Amino-4,6-dinitrotoluene	ND	0.11	ug/L	0.11
4-Amino-2,6-dinitrotoluene	ND	0.11	ug/L	0.054
1,3-Dinitrobenzene	ND	0.11	ug/L	0.054
2,4-Dinitrotoluene	ND	0.11	ug/L	0.054
2,6-Dinitrotoluene	ND	0.11	ug/L	0.054
HMX	ND	0.11	ug/L	0.039
Nitrobenzene	**0.16 PG**	**0.11**	**ug/L**	**0.054**
2-Nitrotoluene	ND	0.54	ug/L	0.095
3-Nitrotoluene	ND	0.54	ug/L	0.062
4-Nitrotoluene	ND	0.54	ug/L	0.095
RDX	ND	0.11	ug/L	0.039
Tetryl	ND	0.11	ug/L	0.054
1,3,5-Trinitrobenzene	ND	0.11	ug/L	0.032
2,4,6-Trinitrotoluene	ND	0.11	ug/L	0.054

SURROGATE	PERCENT RECOVERY	RECOVERY LIMITS
3,4-Dinitrotoluene	87	(83 - 113)

NOTE(S):

J Estimated result. Result is less than RL.

PG The percent difference between the original and confirmation analyses is greater than 40%.

TestAmerica West Sacramento
GC/LC INSTRUMENT LOG

Page# 70
Book# 3304

GC/LC SEMI-VOLATILES

Standard ID's

Curve: 07262007.B

Inst ID : LC10.I
Batch ID : 07262007.B
Ical Date: See Calibration Report
Methods : Method 8330
Test : SOP SAC-LC-0009

Date	Time	Operator	Sample ID	File ID	Vol or Wt	Extract Vol	Diln	Comments
26-JUL-2007	16:33	KenneyF	CCV_5 PRIMER	A-000001.	0 g	0 mL	1	
26-JUL-2007	17:27	KenneyF	CCV_5 PRIMER	A-000002.	0 g	0 mL	1	
26-JUL-2007	18:20	KenneyF	CCV_5 PRIMER	A-000003.	0 g	0 mL	1	
26-JUL-2007	19:13	KenneyF	CCV_5 PRIMER	A-000004.	0 g	0 mL	1	
27-JUL-2007	01:07	KenneyF	CCV_5 PRIMER	A-000005.	0 g	0 mL	1	
27-JUL-2007	02:00	KenneyF	CCV_5 PRIMER	A-000006.	0 g	0 mL	1	
27-JUL-2007	02:53	KenneyF	Blank	A-000007.	0 g	0 mL	1	
27-JUL-2007	03:46	KenneyF	STD_1 E070712A 5.0/0/0/0ng/mL	A-000008.	0 g	0 mL	1	
27-JUL-2007	04:39	KenneyF	STD_2 E070314C 10/20/10/10ng/m	A-000009.	0 g	0 mL	1	
27-JUL-2007	05:32	KenneyF	STD_3 E070712B 20/50/20/20ng/m	A-000010.	0 g	0 mL	1	
27-JUL-2007	06:25	KenneyF	STD_4 E070314E 50/100/50/50ng/	A-000011.	0 g	0 mL	1	
27-JUL-2007	07:18	KenneyF	STD_5 E07314H 100/200/100/100n	A-000012.	0 g	0 mL	1	
27-JUL-2007	08:11	KenneyF	STD_6 E070314I 200/500/200/200	A-000013.	0 g	0 mL	1	
27-JUL-2007	09:04	KenneyF	STD_7 E070314J 500/1000/500/30	A-000014.	0 g	0 mL	1	
27-JUL-2007	09:58	KenneyF	STD_8 E070314K 1000/2000/1000/	A-000015.	0 g	0 mL	1	
27-JUL-2007	10:51	KenneyF	Blank	A-000016.	0 g	0 mL	1	
27-JUL-2007	11:44	KenneyF	ICV_6 E060320A 200/500/200/500	A-000017.	0 g	0 mL	1	
27-JUL-2007	12:37	KenneyF	STD_5 E07314H 100/200/100/100n	A-000018.	0 g	0 mL	1	
27-JUL-2007	13:30	KenneyF	J205C1AAB 7197434 G7G160000-MB	A-000019.	1000 mL	20 mL	1	
27-JUL-2007	14:23	KenneyF	J205C1ACC 7197434 G7G160000-LC	A-000020.	1000 mL	20 mL	1	
27-JUL-2007	15:16	KenneyF	J2RPQ1AA 7197434 D7G120369-1	A-000021.	955 mL	20 mL	1	
27-JUL-2007	16:09	KenneyF	J2RPT1AA 7197434 D7G120369-2	A-000022.	978 mL	20 mL	1	
27-JUL-2007	17:02	KenneyF	J2RPV1AA 7197434 D7G120369-3	A-000023.	999 mL	20 mL	1	
27-JUL-2007	17:55	KenneyF	J2RPV1ACS 7197434 D7G120369-3M	A-000024.	991 mL	20 mL	1	
27-JUL-2007	18:48	KenneyF	J2RPV1ADD 7197434 D7G120369-3M	A-000025.	973 mL	20 mL	1	
27-JUL-2007	19:41	KenneyF	J2RPX1AA 7197434 D7G120369-4	A-000026.	986 mL	20 mL	1	
27-JUL-2007	20:34	KenneyF	J2RP01AA 7197434 D7G120369-5	A-000027.	953 mL	20 mL	1	
27-JUL-2007	21:27	KenneyF	J28C41AAB 7200685 G7G190000-MB	A-000028.	1000 mL	20 mL	1	
27-JUL-2007	22:20	KenneyF	STD_5 E07314H 100/200/100/100n	A-000029.	0 g	0 mL	1	
27-JUL-2007	23:13	KenneyF	J28C41ACC 7200685 G7G190000-LC	A-000030.	1000 mL	20 mL	1	
28-JUL-2007	00:06	KenneyF	J2WVV1AA 7200685 D7G130394-1	A-000031.	988 mL	20 mL	1	
28-JUL-2007	00:59	KenneyF	J2WV11AA 7200685 D7G130394-2	A-000032.	954 mL	20 mL	1	
28-JUL-2007	01:52	KenneyF	J2WV21AA 7200685 D7G130394-3	A-000033.	986 mL	20 mL	1	
28-JUL-2007	02:45	KenneyF	J2WV31AA 7200685 D7G130394-4	A-000034.	994 mL	20 mL	1	
28-JUL-2007	03:38	KenneyF	J2WV41AA 7200685 D7G130394-5	A-000035.	991 mL	20 mL	1	
28-JUL-2007	04:31	KenneyF	J27J81AAB 7200565 G7G190000-MB	A-000036.	1000 mL	20 mL	1	
28-JUL-2007	05:24	KenneyF	J27J81ACC 7200565 G7G190000-LC	A-000037.	1000 mL	20 mL	1	
28-JUL-2007	06:17	KenneyF	J2RN61AA 7200565 D7G120365-1	A-000038.	1006 mL	20 mL	1	
28-JUL-2007	07:10	KenneyF	J2RN81AA 7200565 D7G120365-2	A-000039.	1012 mL	20 mL	1	
28-JUL-2007	08:03	KenneyF	STD_5 E07314H 100/200/100/100n	A-000040.	0 g	0 mL	1	
28-JUL-2007	08:56	KenneyF	STD_1 E070712A 5/0/0/0ng/mL	A-000041.	0 g	0 mL	1	
28-JUL-2007	09:49	KenneyF	STD_3 E070712B 20/50/20/20ng/m	A-000042.	0 g	0 mL	1	
28-JUL-2007	10:42	KenneyF	J3EPJ1AAB 7204461 G7G230000-MB	A-000043.	1000 mL	20 mL	1	
28-JUL-2007	11:35	KenneyF	J3EPJ1ADB 7204461 G7G230000-FB	A-000044.	1000 mL	20 mL	1	
28-JUL-2007	12:28	KenneyF	CCV_5 PRIMER	A-000045.	0 g	0 mL	1	
28-JUL-2007	13:21	KenneyF	CCV_5 PRIMER	A-000046.	0 g	0 mL	1	
28-JUL-2007	14:14	KenneyF	J2WVV1AA 7200685 D7G130394-1 R	A-000047.	988 mL	20 mL	1	
28-JUL-2007	15:07	KenneyF	STD_5 E07314H 100/200/100/100n	A-000048.	0 g	0 mL	1	
28-JUL-2007	16:00	KenneyF	STD_1 E070712A 5/0/0/0ng/mL	A-000049.	0 g	0 mL	1	

TestAmerica West Sacramento
GC/LC INSTRUMENT LOG

Page# 1
Book# 3099

GC/LC SEMI-VOLATILES

Standard ID's

@CCUVE10726 2007.B

Inst ID : LC10.I
Batch ID : 07262007.B
Ical Date: See Calibration Report
Methods : Method 8330
Test : SOP SAC-LC-0009

Date	Time	Operator	Sample ID	File ID	Vol or Wt	Extract Vol	Diln	Comments
28-JUL-2007	16:53	KenneyF	STD_3 E070712B 20/50/20/20ng/m	A-000050.	0 g	0 mL	1	
28-JUL-2007	17:46	KenneyF	J3EPJ1ACC 7204461 G7G230000-LC	A-000051.	1000 mL	20 mL	1	
28-JUL-2007	18:39	KenneyF	J2JL12AF 7204461 A7G100102-1	A-000052.	931 mL	20 mL	1	
28-JUL-2007	19:32	KenneyF	J2JL32AF 7204461 A7G100102-3	A-000053.	864 mL	20 mL	1	
28-JUL-2007	20:25	KenneyF	J2JL52AF 7204461 A7G100102-5	A-000054.	913 mL	20 mL	1	
28-JUL-2007	21:18	KenneyF	J2JL72AF 7204461 A7G100102-7	A-000055.	910 mL	20 mL	1	
28-JUL-2007	22:11	KenneyF	J2JMA2AP 7204461 A7G100102-9	A-000056.	830 mL	20 mL	1	
28-JUL-2007	23:04	KenneyF	J2JMA1A4S 7204461 A7G100102-9M	A-000057.	812 mL	20 mL	1	
28-JUL-2007	23:58	KenneyF	J2JMA1A5D 7204461 A7G100102-9M	A-000058.	831 mL	20 mL	1	
29-JUL-2007	00:51	KenneyF	STD_5 E07314H 100/200/100/100n	A-000059.	0 g	0 mL	1	
29-JUL-2007	01:44	KenneyF	STD_1 E070712A 5/0/0/0ng/mL	A-000060.	0 g	0 mL	1	
29-JUL-2007	02:37	KenneyF	STD_3 E070712B 20/50/20/20ng/m	A-000061.	0 g	0 mL	1	
29-JUL-2007	03:30	KenneyF	J2JMD2AF 7204461 A7G100102-11	A-000062.	828 mL	20 mL	1	
29-JUL-2007	04:23	KenneyF	J2JMG2AF 7204461 A7G100102-13	A-000063.	813 mL	20 mL	1	
29-JUL-2007	05:16	KenneyF	J2JMK2AF 7204461 A7G100102-16	A-000064.	908 mL	20 mL	5	
29-JUL-2007	06:09	KenneyF	J2JMM2AF 7204461 A7G100102-18	A-000065.	907 mL	20 mL	5	
29-JUL-2007	07:02	KenneyF	J2JMQ2AF 7204461 A7G100102-20	A-000066.	853 mL	20 mL	1	
29-JUL-2007	07:55	KenneyF	STD_5 E07314H 100/200/100/100n	A-000067.	0 g	0 mL	1	
29-JUL-2007	08:47	KenneyF	STD_1 E070712A 5/0/0/0ng/mL	A-000068.	0 g	0 mL	1	
29-JUL-2007	09:40	KenneyF	STD_3 E070712B 20/50/20/20ng/m	A-000069.	0 g	0 mL	1	
29-JUL-2007	10:33	KenneyF	J205C1AAB 7197434 G7G160000-MB	A-000070.	1000 mL	20 mL	1	
29-JUL-2007	11:26	KenneyF	J2RPQ1AA 7197434 D7G120369-1-R	A-000071.	955 mL	20 mL	1	
29-JUL-2007	12:19	KenneyF	J2RPT1AA 7197434 D7G120369-2-R	A-000072.	978 mL	20 mL	1	
29-JUL-2007	13:12	KenneyF	J28C41AAB 7200685 G7G190000-MB	A-000073.	1000 mL	20 mL	1	
29-JUL-2007	14:05	KenneyF	J2WV41AA 7200685 D7G130394-5-R	A-000074.	991 mL	20 mL	1	
29-JUL-2007	14:58	KenneyF	J27J81AAB 7200565 G7G190000-MB	A-000075.	1000 mL	20 mL	1	
29-JUL-2007	15:51	KenneyF	J2RN61AA 7200565 D7G120365-1-R	A-000076.	1006 mL	20 mL	1	
29-JUL-2007	16:44	KenneyF	J2RN81AA 7200565 D7G120365-2-R	A-000077.	1012 mL	20 mL	1	
29-JUL-2007	17:37	KenneyF	J3AX71AAB 7201456 G7G200000-MB	A-000078.	2 g	40 mL	1	
29-JUL-2007	18:30	KenneyF	STD_5 E07314H 100/200/100/100n	A-000079.	0 g	0 mL	1	
29-JUL-2007	19:23	KenneyF	J3AX71ACC 7201456 G7G200000-LC	A-000080.	2 g	40 mL	1	
29-JUL-2007	20:16	KenneyF	J3AX71ADL 7201456 G7G200000-LC	A-000081.	2 g	40 mL	1	
29-JUL-2007	21:09	KenneyF	J2QN41AA 7201456 G7G120240-1	A-000082.	2.02 g	40 mL	1	
29-JUL-2007	22:03	KenneyF	J2QN41ACS 7201456 G7G120240-1M	A-000083.	2 g	40 mL	1	
29-JUL-2007	22:56	KenneyF	J2QN41ADD 7201456 G7G120240-1M	A-000084.	2 g	40 mL	1	
29-JUL-2007	23:49	KenneyF	J2QN91AA 7201456 G7G120240-2	A-000085.	2 g	40 mL	1	
30-JUL-2007	00:42	KenneyF	J2QPD1AA 7201456 G7G120240-3	A-000086.	2 g	40 mL	1	
30-JUL-2007	01:35	KenneyF	J2QPG1AA 7201456 G7G120240-4	A-000087.	2.02 g	40 mL	1	
30-JUL-2007	02:28	KenneyF	J25Q71AC 7201456 G7G190258-1	A-000088.	2 g	40 mL	1	
30-JUL-2007	03:21	KenneyF	J25RF1AC 7201456 G7G190258-2	A-000089.	2.01 g	40 mL	1	
30-JUL-2007	04:14	KenneyF	STD_5 E07314H 100/200/100/100n	A-000090.	0 g	0 mL	1	
30-JUL-2007	05:07	KenneyF	STD_1 E070712A 5/0/0/0ng/mL	A-000091.	0 g	0 mL	1	
30-JUL-2007	06:00	KenneyF	STD_3 E070712B 20/50/20/20ng/m	A-000092.	0 g	0 mL	1	
30-JUL-2007	06:53	KenneyF	J21TC1AAB 7198272 G7G170000-MB	A-000093.	1000 mL	20 mL	1	
30-JUL-2007	07:46	KenneyF	J21TC1ADB 7198272 G7G170000-FB	A-000094.	1000 mL	20 mL	1	
30-JUL-2007	08:39	KenneyF	J21TC1ACC 7198272 G7G170000-LC	A-000095.	1000 mL	20 mL	1	
30-JUL-2007	09:32	KenneyF	J2N9X1AF 7198272 A7G120101-3	A-000096.	1004 mL	20 mL	1	
30-JUL-2007	10:25	KenneyF	J2N931AF 7198272 A7G120101-4	A-000097.	998 mL	20 mL	1	
30-JUL-2007	11:19	KenneyF	J2N951AF 7198272 A7G120101-5	A-000098.	994 mL	20 mL	1	

TestAmerica West Sacramento
GC/LC INSTRUMENT LOG

Page# 2
Book# 3009

GC/LC SEMI-VOLATILES

Standard ID's

07262007.B
Curve: 07262007B

Inst ID : EC10
Batch ID : 07262007.B
Ical Date: See Calibration Report
Methods : Method 8330
Test : SOP SAC-LC-0009

Date	Time	Operator	Sample ID	File ID	Vol or Wt	Extract Vol	Diln	Comments
30-JUL-2007	12:12	KenneyF	J2N971AF 7198272 A7G120101-7	A-000099.	1013 mL	20 mL	1	
30-JUL-2007	13:05	KenneyF	J2N991AF 7198272 A7G120101-9	A-000100.	1006 mL	20 mL	1	
30-JUL-2007	13:58	KenneyF	J2PAM1AF 7198272 A7G120101-12	A-000101.	1017 mL	20 mL	1	
30-JUL-2007	14:51	KenneyF	J2PB21AF 7198272 A7G120101-14	A-000102.	1015 mL	20 mL	1	
30-JUL-2007	15:44	KenneyF	STD_5 E07314H 100/200/100/100n	A-000103.	0 g	0 mL	1	
30-JUL-2007	16:37	KenneyF	STD_1 E070712A 5/0/0/0ng/mL	A-000104.	0 g	0 mL	1	
30-JUL-2007	17:30	KenneyF	STD_3 E070712B 20/50/20/20ng/m	A-000105.	0 g	0 mL	1	
30-JUL-2007	18:23	KenneyF	J2PA81AD 7198272 A7G120101-16	A-000106.	1021 mL	20 mL	1	
30-JUL-2007	19:16	KenneyF	J2PCV1AF 7198272 A7G120101-19	A-000107.	1014 mL	20 mL	1	
30-JUL-2007	20:09	KenneyF	J2PC21AF 7198272 A7G120101-23	A-000108.	934 mL	20 mL	1	
30-JUL-2007	21:02	KenneyF	J2PC81AF 7198272 A7G120101-25	A-000109.	886 mL	20 mL	1	
30-JUL-2007	21:55	KenneyF	J2PC81AQS 7198272 A7G120101-25	A-000110.	925 mL	20 mL	1	
30-JUL-2007	22:48	KenneyF	J2PC81ARD 7198272 A7G120101-25	A-000111.	932 mL	20 mL	1	
30-JUL-2007	23:41	KenneyF	J2PDC1AF 7198272 A7G120101-27	A-000112.	845 mL	20 mL	1	
31-JUL-2007	00:34	KenneyF	J2PDE1AF 7198272 A7G120101-29	A-000113.	924 mL	20 mL	1	
31-JUL-2007	01:27	KenneyF	J24AV1AAB 7199257 G7G180000-MB	A-000114.	1000 mL	20 mL	1	
31-JUL-2007	02:21	KenneyF	J24AV1ACC 7199257 G7G180000-LC	A-000115.	1000 mL	20 mL	1	
31-JUL-2007	03:14	KenneyF	STD_5 E07314H 100/200/100/100n	A-000116.	0 g	0 mL	1	
31-JUL-2007	04:07	KenneyF	STD_1 E070712A 5/0/0/0ng/mL	A-000117.	0 g	0 mL	1	
31-JUL-2007	05:00	KenneyF	STD_3 E070712B 20/50/20/20ng/m	A-000118.	0 g	0 mL	1	
31-JUL-2007	05:53	KenneyF	J2Q8W1AP 7199257 A7G120309-1	A-000119.	964 mL	20 mL	1	
31-JUL-2007	06:46	KenneyF	J2Q8W1AQS 7199257 A7G120309-1M	A-000120.	850 mL	20 mL	1	
31-JUL-2007	07:39	KenneyF	J2Q8W1ARD 7199257 A7G120309-1M	A-000121.	917 mL	20 mL	1	
31-JUL-2007	08:32	KenneyF	J2Q9L1AG 7199257 A7G120309-3	A-000122.	890 mL	20 mL	1	
31-JUL-2007	09:25	KenneyF	J2Q9Q1AG 7199257 A7G120309-6	A-000123.	1046 mL	20 mL	1	
31-JUL-2007	10:18	KenneyF	J2Q9V1AG 7199257 A7G120309-9	A-000124.	1002 mL	20 mL	1	
31-JUL-2007	11:11	KenneyF	J2Q9W1AG 7199257 A7G120309-10	A-000125.	1040 mL	20 mL	1	
31-JUL-2007	12:04	KenneyF	J2Q901AG 7199257 A7G120309-12	A-000126.	1010 mL	20 mL	1	
31-JUL-2007	12:57	KenneyF	J2Q941AG 7199257 A7G120309-15	A-000127.	1047 mL	20 mL	1	
31-JUL-2007	13:50	KenneyF	J2Q991AG 7199257 A7G120309-17	A-000128.	887 mL	20 mL	1	
31-JUL-2007	14:43	KenneyF	STD_5 E07314H 100/200/100/100n	A-000129.	0 g	0 mL	1	
31-JUL-2007	15:36	KenneyF	STD_1 E070712A 5/0/0/0ng/mL	A-000130.	0 g	0 mL	1	
31-JUL-2007	16:29	KenneyF	STD_3 E070712B 20/50/20/20ng/m	A-000131.	0 g	0 mL	1	
31-JUL-2007	17:22	KenneyF	MRL_CHECK	A-000132.	1000 mL	20 mL	1	

TestAmerica West Sacramento

A-000091.D

Chromatography Summary

Method 8330 Target Analyte Results

Injection Date: 7/30/2007 5:07 Operator: Kenneyl

DataFile: I:\C10.B\07262007.B\A-000091.D Vial Num: 11

Instrument ID: I:C10

Sample : **STD_1 E070712A 5/0/0/0ng/mL**

Method File: I:\C10.B\07262007.B\8330AB.M

Start Cal Date: 7/27/2007 3:46 End Cal Date: 7/27/2007 9:58

Dilution Factor	Extract Volume	Sample Volume	Sample Weight
1X	0 mL	0 mL	0 g

Matrix: NONE SubList: EXPW.sub SpikeList:

Samp. Info: STD_1 E070712A 5/0/0/0ng/mL;2

Misc. Info: ;1; ; ; ;3;EXPW.sub; ;0;1

	Signal 1 UV 250-265							Signal 2 UV 358-205								
Compound Name	RT	Response	PPB	Spike Level	%D	Result	Flag	RT	Response	PPB	Spike Level	%D	Result	Flag	Limits(%)	Flag
3,4-Dinitrotoluene				5	-100%	Fails					5	-100%	Fails		(±15)	
HMX	5.25	570	4.8020<	5	-4%	Acceptable					5	-100%	Fails		(±15)	45
RDX	7.82	250	3.4410<	5	-31%	Fails					5	-100%	Fails		(±15)	45
Picric ACID				10	-100%	Fails					10	-100%	Fails		(±15)	
1,3,5-Trinitrobenzene	10.25	672	4.9000<	5	-2%	Acceptable					5	-100%	Fails		(±15)	45
1,3-Dinitrobenzene	13.33	639	4.9540<	5	-1%	Acceptable					5	-100%	Fails		(±15)	45
TETRYL	14.35	342	4.5300<	5	-9%	Acceptable					5	-100%	Fails		(±15)	45
Nitrobenzene	15.26	300	5.5110<	5	10%	Acceptable					5	-100%	Fails		(±15)	45
2,4,6-Trinitrotoluene	16.63	404	5.1140<	5	2%	Acceptable					5	-100%	Fails		(±15)	45
4-AM-2,6-DNT	17.60	309	5.3260<	5	7%	Acceptable					5	-100%	Fails		(±15)	45
2-AM-4,6-DNT	18.75	335	4.9290<	5	-1%	Acceptable					5	-100%	Fails		(±15)	45
2,6-Dinitrotoluene	20.51	232	4.9270<	5	-1%	Acceptable					5	-100%	Fails		(±15)	45
2,4-Dinitrotoluene	21.22	377	4.9900<	5	0%	Acceptable					5	-100%	Fails		(±15)	45
2-Nitrotoluene	24.90	160	5.3830<	5	8%	Acceptable					5	-100%	Fails		(±15)	45
4-Nitrotoluene	26.82	205	5.8680<	5	17%	Fails					5	-100%	Fails		(±15)	45
3-Nitrotoluene	28.86	181	5.2770<	5	6%	Acceptable					5	-100%	Fails		(±15)	45
Nitroglycerin				5	-100%	Fails					5	-100%	Fails		(±15)	
PETN				5	-100%	Fails					5	-100%	Fails		(±15)	

See MDL check

MDL passes ± 30% except RDX

7/31/07

Notes:
M = Manually Integrated
D = Operator Disabled Result
O = Over Calibration Range
< = Primary Value
4 = Signals Differ by More Than 40%
5 = Signals Differ by More Than 50%

Printed: 7/31/2007 12:20 PM

TestAmerica West Sacramento

A-000104.D

Chromatography Summary

Injection Date: 7/30/2007 16:37 **Operator:** KenneyF
DataFile: LC10.I\07262007.B\A-000104.D **Vial Num:** 11
Instrument ID: LC10

Method 8330 Target Analyte Results

Sample : **STD_1 E070712A 5/0/0/0ng/mL**

Method File: LC10.I\07262007.B\8330AB.M
Start Cal Date: 7/27/2007 3:46 **End Cal Date:** 7/27/2007 9:58

Dilution Factor	Extract Volume	Sample Volume	Sample Weight
1X	0 mL	0 mL	0 g

Matrix: NONE **SubList:** EXPW.sub **SpikeList:**
Samp. Info: STD_1 E070712A 5/0/0/0ng/mL;2
Misc. Info: ;1;;;;3;EXPW.sub;;0;1

	Signal 1 UV 250-265							Signal 2 UV 358-205								
Compound Name	RT	Response	PPB	Spike Level	%D	Result	Flag	RT	Response	PPB	Spike Level	%D	Result	Flag	Limits(%)	Flag
3,4-Dinitrotoluene				5	-100%	Fails					5	-100%	Fails		(±15)	
HMX	5.26	563	4.7430<	5	-5%	Acceptable					5	-100%	Fails		(±15)	45
RDX	7.82	248	3.4140<	5	-32%	Fails					5	-100%	Fails		(±15)	45
Picric ACID	9.13	48	0.6337	10	-94%	Fails					10	-100%	Fails		(±15)	45
1,3,5-Trinitrobenzene	10.25	699	5.0970<	5	2%	Acceptable					5	-100%	Fails		(±15)	45
1,3-Dinitrobenzene	13.35	661	5.1240<	5	2%	Acceptable					5	-100%	Fails		(±15)	45
TETRYL	14.37	338	4.4770<	5	-10%	Acceptable					5	-100%	Fails		(±15)	45
Nitrobenzene	15.30	292	5.3640<	5	7%	Acceptable					5	-100%	Fails		(±15)	45
2,4,6-Trinitrotoluene	16.64	415	5.2530<	5	5%	Acceptable					5	-100%	Fails		(±15)	45
4-AM-2,6-DNT	17.61	306	5.2740<	5	5%	Acceptable					5	-100%	Fails		(±15)	45
2-AM-4,6-DNT	18.74	345	5.0760<	5	2%	Acceptable					5	-100%	Fails		(±15)	45
2,6-Dinitrotoluene	20.48	263	5.5860<	5	12%	Acceptable					5	-100%	Fails		(±15)	45
2,4-Dinitrotoluene	21.25	399	5.2810<	5	6%	Acceptable					5	-100%	Fails		(±15)	45
2-Nitrotoluene	25.02	181	6.0890<	5	22%	Fails					5	-100%	Fails		(±15)	45
4-Nitrotoluene	26.82	199	5.6970<	5	14%	Acceptable					5	-100%	Fails		(±15)	45
3-Nitrotoluene	28.95	191	5.5690<	5	11%	Acceptable					5	-100%	Fails		(±15)	45
Nitroglycerin				5	-100%	Fails					5	-100%	Fails		(±15)	
PETN				5	-100%	Fails					5	-100%	Fails		(±15)	

MRL passes ±30% except RDX See MDL check
JLK 8/31/07

Notes:
M = Manually Integrated
D = Operator Disabled Result
O = Over Calibration Range
< = Primary Value
4 = Signals Differ by More Than 40%
5 = Signals Differ by More Than 50%

Printed: 7/31/2007 12:32 PM

TestAmerica West Sacramento

A-000132.D

Chromatography Summary

Injection Date: 7/31/2007 17:22 Operator: KenneyF

DataFile: LC10.I\07262007.B\A-000132.D Vial Num: 98

Instrument ID: LC10

Method 8330 Target Analyte Results

Sample : D MRL CHECK 7/31/07

Method File: LC10.I\07262007.B\8330AB.M

Start Cal Date: 7/27/2007 3:46 End Cal Date: 7/27/2007 9:58

Dilution Factor	Extract Volume	Sample Volume	Sample Weight
1X	20 mL	1000 mL	0 g

Matrix: WATER SubList: EXPW.sub SpikeList:

Samp. Info: MRL CHECK;0

Misc. Info: ; ;1000; ;20;1;EXPW.sub; ;0;1

	Signal 1 UV 250-265					Signal 2 UV 358-205							
Compound Name	RT	Diff	Response	Conc (ug/L)	Flag	RT	Diff	Response	Conc (ug/L)	Flag	MDL	RL	Flag
3,4-Dinitrotoluene											0.0000	0.00	
HMX	5.26	0.008	385	0.0649<							0.0000	0.10	45
RDX	7.85	0.028	212	0.0584<							0.0000	0.10	45
Picric ACID											0.0003	0.65	
1,3,5-Trinitrobenzene	10.26	0.015	604	0.0881<							0.0000	0.10	45
1,3-Dinitrobenzene	13.36	0.028	482	0.0747<							0.0001	0.10	45
TETRYL	14.34	-0.015	300	0.0795<							0.0001	0.10	45
Nitrobenzene	15.29	-0.012	296	0.1087<							0.0001	0.10	45
2,4,6-Trinitrotoluene	16.65	-0.022	313	0.0792<							0.0001	0.10	45
4-AM-2,6-DNT	17.63	0.038	216	0.0745<							0.0001	0.10	45
2-AM-4,6-DNT	18.74	0.022	264	0.0777<							0.0001	0.20	45
2,6-Dinitrotoluene	20.54	0.108	194	0.0824<							0.0001	0.10	45
2,4-Dinitrotoluene	21.24	0.065	298	0.0789<							0.0001	0.10	45
2-Nitrotoluene	25.05	0.042	142	0.0956<							0.0001	0.50	45
4-Nitrotoluene	26.88	0.035	142	0.0813<							0.0001	0.50	45
3-Nitrotoluene	28.90	-0.008	145	0.0846<							0.0001	0.50	45
Nitroglycerin						15.86	0.020	778	0.2243<		0.0003	0.65	45
PETN						30.52	-0.087	403	0.2285<		0.0003	0.65	45

Surrogates:	Spiked	Recovered	%Rec	Spiked	Recovered	%Rec	Limits
3,4-Dinitrotoluene	2.5000		0	2.5000		0	(84-125)

Notes:
M = Manually Integrated
D = Operator Disabled Result
O = Over Calibration Range
< = Primary Value
4 = Signals Differ by More Than 40%
5 = Signals Differ by More Than 50%

Printed: 7/31/2007 6:59 PM

TestAmerica West Sacramento
GC/LC INSTRUMENT LOG

Page# 3
Book# 3099

GC/LC SEMI-VOLATILES

Standard ID's

Curve: 07262007.B

Inst ID : [illegible]
Batch ID : 07312007.B
Ical Date: See Calibration Report
Methods : Method 8330
Test : SOP SAC-LC-0009

Date	Time	Operator	Sample ID	File ID	Vol or Wt	Extract Vol	Diln	Comments
31-JUL-2007	18:59	KenneyF	CCV_5 PRIMER	A-000001.	0 g	0 mL	1	
31-JUL-2007	19:52	KenneyF	CCV_5 PRIMER	A-000002.	0 g	0 mL	1	
31-JUL-2007	20:45	KenneyF	STD_5 E07314H 100/200/100/100n	A-000003.	0 g	0 mL	1	
31-JUL-2007	21:38	KenneyF	J2WVV1AA 7200685 D7G130394-1 R	A-000004.	988 mL	20 mL	1	
31-JUL-2007	22:31	KenneyF	J3H6L1AAB 7206342 G7G250000-MB	A-000005.	2 g	40 mL	1	
31-JUL-2007	23:24	KenneyF	J3H6L1ACC 7206342 G7G250000-LC	A-000006.	2 g	40 mL	1	
01-AUG-2007	00:17	KenneyF	J3A6P1AA 7206342 G7G200409-1	A-000007.	2 g	40 mL	1	
01-AUG-2007	01:10	KenneyF	J3A6P1ACS 7206342 G7G200409-1M	A-000008.	2 g	40 mL	1	
01-AUG-2007	02:03	KenneyF	J3A6P1ADD 7206342 G7G200409-1M	A-000009.	2 g	40 mL	1	
01-AUG-2007	02:56	KenneyF	J3A6Q1AA 7206342 G7G200409-2	A-000010.	2.02 g	40 mL	1	
01-AUG-2007	03:48	KenneyF	J3A6R1AA 7206342 G7G200409-3	A-000011.	2.02 g	40 mL	1	
01-AUG-2007	04:42	KenneyF	J3A6T1AA 7206342 G7G200409-4	A-000012.	2.02 g	40 mL	1	
01-AUG-2007	05:35	KenneyF	J3A6V1AA 7206342 G7G200409-5	A-000013.	2.01 g	40 mL	1	
01-AUG-2007	06:27	KenneyF	STD_6 E07314I 200/500/200/200n	A-000014.	0 g	0 mL	1	
01-AUG-2007	07:20	KenneyF	J3A6W1AA 7206342 G7G200409-6	A-000015.	2 g	40 mL	1	
01-AUG-2007	08:13	KenneyF	J3A6X1AA 7206342 G7G200409-7	A-000016.	2 g	40 mL	1	
01-AUG-2007	09:06	KenneyF	J3A601AA 7206342 G7G200409-8	A-000017.	2 g	40 mL	1	
01-AUG-2007	09:59	KenneyF	J3A611AA 7206342 G7G200409-9	A-000018.	2.02 g	40 mL	1	
01-AUG-2007	10:52	KenneyF	J3A621AA 7206342 G7G200409-10	A-000019.	2 g	40 mL	1	
01-AUG-2007	11:45	KenneyF	J3A631AA 7206342 G7G200409-11	A-000020.	2.03 g	40 mL	1	
01-AUG-2007	12:38	KenneyF	J3A641AA 7206342 G7G200409-12	A-000021.	2.02 g	40 mL	1	
01-AUG-2007	13:31	KenneyF	J3A651AA 7206342 G7G200409-13	A-000022.	2.04 g	40 mL	1	
01-AUG-2007	14:24	KenneyF	J3A661AA 7206342 G7G200409-14	A-000023.	2 g	40 mL	1	
01-AUG-2007	15:17	KenneyF	J3A671AA 7206342 G7G200409-15	A-000024.	2 g	40 mL	1	
[illegible]	[illegible]	KenneyF	STD_5 E07314H 100/200/100/100n	A-000025.	0 g	0 mL	1	
[illegible]	[illegible]	KenneyF	STD_1 E070712A 5/0/0/0ng/mL	A-000026.	0 g	0 mL	1	
[illegible]	[illegible]	KenneyF	STD_3 E070712B 20/50/20/20ng/m	A-000027.	0 g	0 mL	1	
01-AUG-2007	18:50	KenneyF	J3A681AA 7206342 G7G200409-16	A-000028.	2 g	40 mL	1	
01-AUG-2007	19:43	KenneyF	J3A691AA 7206342 G7G200409-17	A-000029.	2.02 g	40 mL	1	
01-AUG-2007	20:36	KenneyF	J3A7A1AA 7206342 G7G200409-18	A-000030.	2 g	40 mL	1	
01-AUG-2007	21:29	KenneyF	J2JMK1AF 7204461 A7G100102-16	A-000031.	1021 mL	20 mL	5	
01-AUG-2007	22:22	KenneyF	J2JMM2AF 7204461 A7G100102-18	A-000032.	1000 mL	20 mL	5	
01-AUG-2007	23:15	KenneyF	J2PAM1AF 7198272 A7G120101-12	A-000033.	1017 mL	20 mL	5	
02-AUG-2007	00:08	KenneyF	J2PA21AF 7198272 A7G120101-14	A-000034.	1015 mL	20 mL	5	
[illegible]	[illegible]	KenneyF	STD_5 E07314H 100/200/100/100n	A-000035.	0 g	0 mL	1	
[illegible]	[illegible]	KenneyF	STD_1 E070712A 5/0/0/0ng/mL	A-000036.	0 g	0 mL	1	
[illegible]	[illegible]	KenneyF	STD_3 E070712B 20/50/20/20ng/m	A-000037.	0 g	0 mL	1	
02-AUG-2007	03:40	KenneyF	MDL CHECK	A-000038.	1000 mL	20 mL	1	
02-AUG-2007	04:33	KenneyF	J3JE01AAB 7206413 G7G250000-MB	A-000039.	2 g	40 mL	1	
02-AUG-2007	05:27	KenneyF	J3JE01ACC 7206413 G7G250000-LC	A-000040.	2 g	40 mL	1	
02-AUG-2007	06:20	KenneyF	J3A7E1AA 7206413 G7G200410-1	A-000041.	2.03 g	40 mL	1	
02-AUG-2007	07:13	KenneyF	J3A7F1AA 7206413 G7G200410-2	A-000042.	2.01 g	40 mL	1	
02-AUG-2007	08:06	KenneyF	J3A7H1AA 7206413 G7G200410-3	A-000043.	2.03 g	40 mL	1	
02-AUG-2007	08:59	KenneyF	J3A7J1AA 7206413 G7G200410-4	A-000044.	2 g	40 mL	1	
02-AUG-2007	09:52	KenneyF	J3A7J1ACS 7206413 G7G200410-4M	A-000045.	2 g	40 mL	1	
02-AUG-2007	10:45	KenneyF	J3A7J1ADD 7206413 G7G200410-4M	A-000046.	2.01 g	40 mL	1	
02-AUG-2007	11:38	KenneyF	J3A7L1AA 7206413 G7G200410-5	A-000047.	2.04 g	40 mL	1	
02-AUG-2007	12:31	KenneyF	STD_5 E07314H 100/200/100/100n	A-000048.	0 g	0 mL	1	
02-AUG-2007	13:24	KenneyF	J3A7M1AA 7206413 G7G200410-6	A-000049.	2.02 g	40 mL	1	

TestAmerica West Sacramento
GC/LC INSTRUMENT LOG

Page# 15
Book# 3100

GC/LC SEMI-VOLATILES

Standard ID's

Cirvel 07122007.B

Inst ID : LC9.I
Batch ID : 08012007.B
Ical Date: See Calibration Report
Methods : Method 8330
Test : SOP SAC-LC-0009

Date	Time	Operator	Sample ID	File ID	Vol or Wt	Extract Vol	Dln	Comments
01-AUG-2007	12:00	KenneyF	CCV_5 Primer	C-000001.	0 g	0 mL	1	
01-AUG-2007	13:03	KenneyF	CCV_5 Primer	C-000002.	0 g	0 mL	1	
01-AUG-2007	14:06	KenneyF	CCV_5 E070314H 100/200/100/100	C-000003.	0 g	0 mL	1	
01-AUG-2007	15:09	KenneyF	CCV_1 E070712A 5/0/0/0ng/mL	C-000004.	0 g	0 mL	1	
01-AUG-2007	16:12	KenneyF	CCV_3 E070712B 20/50/20/20ng/m	C-000005.	0 g	0 mL	1	
01-AUG-2007	17:15	KenneyF	J21TC1AAB 7198272 G7G170000-MB	C-000006.	1000 mL	20 mL	1	
01-AUG-2007	18:18	KenneyF	J2N9X1AF 7198272 A7G120101-1	C-000007.	1004 mL	20 mL	1	
01-AUG-2007	19:22	KenneyF	J2N931AF 7198272 A7G120101-3	C-000008.	998 mL	20 mL	1	
01-AUG-2007	20:25	KenneyF	J2N951AF 7198272 A7G120101-5	C-000009.	994 mL	20 mL	1	
01-AUG-2007	21:28	KenneyF	J2PAM1AF 7198272 A7G120101-12	C-000010.	1017 mL	20 mL	5	
01-AUG-2007	22:31	KenneyF	J2PA21AF 7198272 A7G120101-14	C-000011.	1015 mL	20 mL	5	
01-AUG-2007	23:34	KenneyF	J2PDE1AF 7198272 A7G120101-29	C-000012.	924 mL	20 mL	1	
02-AUG-2007	00:38	KenneyF	J24AV1AAB 7199257 G7G180000-MB	C-000013.	1000 mL	20 mL	1	
02-AUG-2007	01:41	KenneyF	J2Q9W1AG 7199257 A7G120309-10	C-000014.	1040 mL	20 mL	1	
02-AUG-2007	02:44	KenneyF	CCV_5 E070314H 100/200/100/100	C-000015.	0 g	0 mL	1	
02-AUG-2007	03:47	KenneyF	CCV_1 E070712A 5/0/0/0ng/mL	C-000016.	0 g	0 mL	1	
02-AUG-2007	04:50	KenneyF	CCV_3 E070712B 20/50/20/20ng/m	C-000017.	0 g	0 mL	1	
02-AUG-2007	10:07	KenneyF	J3V3E1AAB 7211570 G7G300000-MB	C-000019.	2 g	40 mL	1	
02-AUG-2007	11:10	KenneyF	CCV_5 E070314H 100/200/100/100	C-000020.	0 g	0 mL	1	

METHOD BLANK REPORT

HPLC

Client Lot #...: A7G120101 **Work Order #...:** J21TC1AA **Matrix.....:** WATER
MB Lot-Sample #: G7G170000-272

Prep Date.....: 07/17/07
Analysis Date..: 07/30/07 **Prep Batch #...:** 7198272
Dilution Factor: 1

PARAMETER	RESULT	REPORTING LIMIT	UNITS	METHOD
PETN	ND	0.65	ug/L	SW846 8330
Nitroglycerin	ND	0.65	ug/L	SW846 8330
2-Amino-4,6-dinitrotoluene	ND	0.10	ug/L	SW846 8330
4-Amino-2,6-dinitrotoluene	ND	0.10	ug/L	SW846 8330
1,3-Dinitrobenzene	ND	0.10	ug/L	SW846 8330
2,4-Dinitrotoluene	ND	0.10	ug/L	SW846 8330
2,6-Dinitrotoluene	ND	0.10	ug/L	SW846 8330
HMX	ND	0.10	ug/L	SW846 8330
Nitrobenzene	ND	0.10	ug/L	SW846 8330
2-Nitrotoluene	ND	0.50	ug/L	SW846 8330
3-Nitrotoluene	ND	0.50	ug/L	SW846 8330
4-Nitrotoluene	ND	0.50	ug/L	SW846 8330
RDX	ND	0.10	ug/L	SW846 8330
Tetryl	ND	0.10	ug/L	SW846 8330
1,3,5-Trinitrobenzene	ND	0.10	ug/L	SW846 8330
2,4,6-Trinitrotoluene	ND	0.10	ug/L	SW846 8330

SURROGATE	PERCENT RECOVERY	RECOVERY LIMITS
3,4-Dinitrotoluene	85	(83 - 113)

NOTE(S):

Calculations are performed before rounding to avoid round-off errors in calculated results.

METHOD BLANK REPORT

HPLC

Client Lot #...: A7G120101 **Work Order #...:** J21TC1AD **Matrix.....:** WATER
MB Lot-Sample #: G7G170000-272

Prep Date.....: 07/17/07
Analysis Date..: 07/30/07 **Prep Batch #...:** 7198272
Dilution Factor: 1

PARAMETER	RESULT	REPORTING LIMIT	UNITS	METHOD
Nitroglycerin	ND	0.65	ug/L	SW846 8330
PETN	ND	0.65	ug/L	SW846 8330
2-Amino-4,6-dinitrotoluene	ND	0.10	ug/L	SW846 8330
4-Amino-2,6-dinitrotoluene	ND	0.10	ug/L	SW846 8330
1,3-Dinitrobenzene	ND	0.10	ug/L	SW846 8330
2,4-Dinitrotoluene	ND	0.10	ug/L	SW846 8330
2,6-Dinitrotoluene	ND	0.10	ug/L	SW846 8330
HMX	ND	0.10	ug/L	SW846 8330
Nitrobenzene	ND	0.10	ug/L	SW846 8330
2-Nitrotoluene	ND	0.50	ug/L	SW846 8330
3-Nitrotoluene	ND	0.50	ug/L	SW846 8330
4-Nitrotoluene	ND	0.50	ug/L	SW846 8330
RDX	ND	0.10	ug/L	SW846 8330
Tetryl	ND	0.10	ug/L	SW846 8330
1,3,5-Trinitrobenzene	**0.048 J**	**0.10**	**ug/L**	**SW846 8330**
2,4,6-Trinitrotoluene	ND	0.10	ug/L	SW846 8330

SURROGATE	PERCENT RECOVERY	RECOVERY LIMITS
3,4-Dinitrotoluene	85	(83 - 113)

NOTE(S):

Calculations are performed before rounding to avoid round-off errors in calculated results.

J Estimated result. Result is less than RL.

Method Blank Outlier Report

Lab Reporting Batch : A7G120101
Analysis Method : 8330
Preparation Type : 3535
Method Blank Lab Sample ID : G7G170000272B

Lab ID: STLCAN
Analysis Date : 07/30/2007
Preparation Date : 07/17/2007
Preparation Batch : 7198272

1,3,5-Trinitrobenzene	Result	Reporting Limit	Units	Lab Qual	Comments
Method Blank Result:	0.048	0.10	ug/L	J	

1,3,5-Trinitrobenzene was qualified due to method blank contamination in the following associated samples:

Client Sample ID	Lab Sample ID	Dilution	Result	Lab Qual	Result Units
FWGBKGmw-010C-0464-G	A7G120101016	0.97	0.097	J B	ug/L

Filter blank; no qualification since contamination less than ½ MRL. acceptable per CCG. ATW

LABORATORY CONTROL SAMPLE EVALUATION REPORT

HPLC

Client Lot #...: A7G120101 Work Order #...: J21TC1AC Matrix.....: WATER
LCS Lot-Sample#: G7G170000-272
Prep Date.....: 07/17/07 Analysis Date..: 07/30/07
Prep Batch #...: 7198272
Dilution Factor: 1

PARAMETER	PERCENT RECOVERY	RECOVERY LIMITS	METHOD
Nitroglycerin	**94**	**(81 - 111)**	**SW846 8330**
PETN	**93**	**(83 - 113)**	**SW846 8330**
2-Amino-4,6-dinitrotoluene	**110**	**(83 - 116)**	**SW846 8330**
4-Amino-2,6-dinitrotoluene	**102**	**(79 - 110)**	**SW846 8330**
1,3-Dinitrobenzene	**105**	**(90 - 124)**	**SW846 8330**
2,4-Dinitrotoluene	**103**	**(85 - 117)**	**SW846 8330**
2,6-Dinitrotoluene	**103**	**(84 - 119)**	**SW846 8330**
HMX	**100**	**(88 - 123)**	**SW846 8330**
Nitrobenzene	**107**	**(85 - 124)**	**SW846 8330**
2-Nitrotoluene	**105**	**(81 - 117)**	**SW846 8330**
3-Nitrotoluene	**105**	**(77 - 118)**	**SW846 8330**
4-Nitrotoluene	**106**	**(80 - 120)**	**SW846 8330**
RDX	**106**	**(91 - 121)**	**SW846 8330**
Tetryl	**90**	**(72 - 115)**	**SW846 8330**
1,3,5-Trinitrobenzene	**104**	**(87 - 123)**	**SW846 8330**
2,4,6-Trinitrotoluene	**101**	**(82 - 118)**	**SW846 8330**

SURROGATE	PERCENT RECOVERY	RECOVERY LIMITS
3,4-Dinitrotoluene	92	(83 - 113)

NOTE(S):

Calculations are performed before rounding to avoid round-off errors in calculated results.

Bold print denotes control parameters

MATRIX SPIKE SAMPLE EVALUATION REPORT

HPLC

Client Lot #...: A7G120101 Work Order #...: J2PC81AQ-MS Matrix.....: WG
MS Lot-Sample #: A7G120101-025 J2PC81AR-MSD
Date Sampled...: 07/11/07 11:10 Date Received..: 07/12/07
Prep Date.....: 07/17/07 Analysis Date..: 07/30/07
Prep Batch #...: 7198272
Dilution Factor: 1.08

PARAMETER	PERCENT RECOVERY	RECOVERY LIMITS	RPD	RPD LIMITS	METHOD
Nitroglycerin	96	(81 - 111)			SW846 8330
	95	(81 - 111)	1.0	(0-15)	SW846 8330
PETN	97	(83 - 113)			SW846 8330
	96	(83 - 113)	1.1	(0-16)	SW846 8330
2-Amino-4,6-dinitrotoluene	111	(83 - 116)			SW846 8330
	112	(83 - 116)	0.16	(0-15)	SW846 8330
4-Amino-2,6-dinitrotoluene	104	(79 - 110)			SW846 8330
	104	(79 - 110)	0.35	(0-17)	SW846 8330
1,3-Dinitrobenzene	105	(90 - 124)			SW846 8330
	107	(90 - 124)	1.4	(0-15)	SW846 8330
2,4-Dinitrotoluene	104	(85 - 117)			SW846 8330
	105	(85 - 117)	0.71	(0-15)	SW846 8330
2,6-Dinitrotoluene	104	(84 - 119)			SW846 8330
	105	(84 - 119)	0.53	(0-15)	SW846 8330
HMX	102	(88 - 123)			SW846 8330
	103	(88 - 123)	0.09	(0-15)	SW846 8330
Nitrobenzene	106	(85 - 124)			SW846 8330
	111	(85 - 124)	3.6	(0-15)	SW846 8330
2-Nitrotoluene	106	(81 - 117)			SW846 8330
	106	(81 - 117)	0.52	(0-15)	SW846 8330
3-Nitrotoluene	106	(77 - 118)			SW846 8330
	107	(77 - 118)	0.34	(0-15)	SW846 8330
4-Nitrotoluene	106	(80 - 120)			SW846 8330
	108	(80 - 120)	0.34	(0-15)	SW846 8330
RDX	106	(91 - 121)			SW846 8330
	108	(91 - 121)	0.95	(0-15)	SW846 8330
Tetryl	87	(72 - 115)			SW846 8330
	89	(72 - 115)	1.1	(0-15)	SW846 8330
1,3,5-Trinitrobenzene	103	(87 - 123)			SW846 8330
	103	(87 - 123)	0.62	(0-15)	SW846 8330
2,4,6-Trinitrotoluene	102	(82 - 118)			SW846 8330
	103	(82 - 118)	0.09	(0-16)	SW846 8330

(Continued on next page)

MATRIX SPIKE SAMPLE EVALUATION REPORT

HPLC

Client Lot #...: A7G120101 **Work Order #...:** J2PC81AQ-MS **Matrix.....:** WG
MS Lot-Sample #: A7G120101-025 J2PC81AR-MSD

SURROGATE	PERCENT RECOVERY	RECOVERY LIMITS
3,4-Dinitrotoluene	93	(83 - 113)
	93	(83 - 113)

NOTE(S):

Calculations are performed before rounding to avoid round-off errors in calculated results.

Bold print denotes control parameters

Environmental Quality Mgt., Inc.

Client Sample ID: FWGWBGmw-009C-0496-GW

Dissolved HPLC

Lot-Sample #...:	A7G120101-001	**Work Order #...:**	J2N9X1AJ	**Matrix.....:**	WG
Date Sampled...:	07/11/07 09:34	**Date Received..:**	07/12/07		
Prep Date.....:	07/19/07	**Analysis Date..:**	07/26/07		
Prep Batch #...:	7200387				
Dilution Factor:	1	**Method.....:**	SW846 8330 (Modif		

PARAMETER	RESULT	REPORTING LIMIT	UNITS	MDL
Nitroguanidine	ND	20	ug/L	9.7

Environmental Quality Mgt., Inc.

Client Sample ID: FWGBKGmw-020C-0472-GW

Dissolved HPLC

Lot-Sample #...:	A7G120101-003	**Work Order #...:**	J2N931AJ	**Matrix.....:**	WG
Date Sampled...:	07/11/07 11:09	**Date Received..:**	07/12/07		
Prep Date.....:	07/19/07	**Analysis Date..:**	07/26/07		
Prep Batch #...:	7200387				
Dilution Factor:	1	**Method.....:**	SW846 8330 (Modif		

PARAMETER	RESULT	REPORTING LIMIT	UNITS	MDL
Nitroguanidine	ND	20	ug/L	9.7

Environmental Quality Mgt., Inc.

Client Sample ID: FWGBKGmw-DUP1-0497-GW

Dissolved HPLC

Lot-Sample #...: A7G120101-005 **Work Order #...:** J2N951AJ **Matrix.....:** WG
Date Sampled...: 07/11/07 11:09 **Date Received..:** 07/12/07
Prep Date.....: 07/19/07 **Analysis Date..:** 07/26/07
Prep Batch #...: 7200387
Dilution Factor: 1 **Method.....:** SW846 8330 (Modif

PARAMETER	RESULT	REPORTING LIMIT	UNITS	MDL
Nitroguanidine	ND	20	ug/L	9.7

Environmental Quality Mgt., Inc.

Client Sample ID: FWGLL11mw-007C-0479-GW

Dissolved HPLC

Lot-Sample #...: A7G120101-007 Work Order #...: J2N971AJ Matrix.....: WG
Date Sampled...: 07/11/07 14:30 Date Received..: 07/12/07
Prep Date.....: 07/19/07 Analysis Date..: 07/26/07
Prep Batch #...: 7200387
Dilution Factor: 1 Method.....: SW846 8330 (Modif

PARAMETER	RESULT	REPORTING LIMIT	UNITS	MDL
Nitroguanidine	ND	20	ug/L	9.7

Environmental Quality Mgt., Inc.

Client Sample ID: FWGLL11mw-DUP4-0500-GW

Dissolved HPLC

Lot-Sample #...:	A7G120101-009	**Work Order #...:**	J2N991AJ	**Matrix.....:**	WG
Date Sampled...:	07/11/07 14:30	**Date Received..:**	07/12/07		
Prep Date.....:	07/19/07	**Analysis Date..:**	07/26/07		
Prep Batch #...:	7200387				
Dilution Factor:	1	**Method.....:**	SW846 8330 (Modif		

PARAMETER	RESULT	REPORTING LIMIT	UNITS	MDL
Nitroguanidine	ND	20	ug/L	9.7

Environmental Quality Mgt., Inc.

Client Sample ID: FWGWBGmw-006C-0494-GW

Dissolved HPLC

Lot-Sample #...:	A7G120101-012	**Work Order #...:**	J2PAM1AJ	**Matrix.....:**	WG
Date Sampled...:	07/11/07 09:15	**Date Received..:**	07/12/07		
Prep Date.....:	07/19/07	**Analysis Date..:**	07/26/07		
Prep Batch #...:	7200387				
Dilution Factor:	1	**Method.....:**	SW846 8330 (Modif		

PARAMETER	RESULT	REPORTING LIMIT	UNITS	MDL
Nitroguanidine	ND	20	ug/L	9.7

Environmental Quality Mgt., Inc.

Client Sample ID: FWGLL3mw-238C-0490-GW

Dissolved HPLC

Lot-Sample #...:	A7G120101-014	**Work Order #...:**	J2PA21AJ	**Matrix.....:**	WG
Date Sampled...:	07/11/07 11:30	**Date Received..:**	07/12/07		
Prep Date.....:	07/19/07	**Analysis Date..:**	07/26/07		
Prep Batch #...:	7200387				
Dilution Factor:	1	**Method.....:**	SW846 8330 (Modif		

PARAMETER	RESULT	REPORTING LIMIT	UNITS	MDL
Nitroguanidine	ND	20	ug/L	9.7

Environmental Quality Mgt., Inc.

Client Sample ID: FWGBKGmw-010C-0464-GW

Dissolved HPLC

Lot-Sample #...:	A7G120101-016	**Work Order #...:**	J2PA81AF	**Matrix.....:**	WG
Date Sampled...:	07/11/07 14:00	**Date Received..:**	07/12/07		
Prep Date.....:	07/19/07	**Analysis Date..:**	07/26/07		
Prep Batch #...:	7200387				
Dilution Factor:	1	**Method.....:**	SW846 8330 (Modif		

PARAMETER	RESULT	REPORTING LIMIT	UNITS	MDL
Nitroguanidine	ND	20	ug/L	9.7

Environmental Quality Mgt., Inc.

Client Sample ID: FWGLL3mw-242C-0491-GW

Dissolved HPLC

Lot-Sample #...:	A7G120101-019	**Work Order #...:**	J2PCV1AJ	**Matrix.....:**	WG
Date Sampled...:	07/11/07 15:50	**Date Received..:**	07/12/07		
Prep Date.....:	07/19/07	**Analysis Date..:**	07/27/07		
Prep Batch #...:	7200387				
Dilution Factor:	1	**Method.....:**	SW846 8330 (Modif		

PARAMETER	RESULT	REPORTING LIMIT	UNITS	MDL
Nitroguanidine	ND	20	ug/L	9.7

Environmental Quality Mgt., Inc.

Client Sample ID: FWGWBGmw-007C-0495-GW

Dissolved HPLC

Lot-Sample #...:	A7G120101-023	**Work Order #...:**	J2PC21AJ	**Matrix.....:**	WG
Date Sampled...:	07/11/07 09:35	**Date Received..:**	07/12/07		
Prep Date.....:	07/19/07	**Analysis Date..:**	07/27/07		
Prep Batch #...:	7200387				
Dilution Factor:	1	**Method.....:**	SW846 8330 (Modif		

PARAMETER	RESULT	REPORTING LIMIT	UNITS	MDL
Nitroguanidine	ND	20	ug/L	9.7

Environmental Quality Mgt., Inc.

Client Sample ID: FWGBKGmw-013C-0466-GW

Dissolved HPLC

Lot-Sample #...:	A7G120101-025	**Work Order #...:**	J2PC81A1	**Matrix.....:**	WG
Date Sampled...:	07/11/07 11:10	**Date Received..:**	07/12/07		
Prep Date.....:	07/19/07	**Analysis Date..:**	07/27/07		
Prep Batch #...:	7200387				
Dilution Factor:	1	**Method.....:**	SW846 8330 (Modif		

PARAMETER	RESULT	REPORTING LIMIT	UNITS	MDL
Nitroguanidine	ND	20	ug/L	9.7

Environmental Quality Mgt., Inc.

Client Sample ID: FWGLL11mw-002C-0478-GW

Dissolved HPLC

Lot-Sample #...:	A7G120101-027	**Work Order #...:**	J2PDC1AJ	**Matrix.....:**	WG
Date Sampled...:	07/11/07 14:40	**Date Received..:**	07/12/07		
Prep Date.....:	07/19/07	**Analysis Date..:**	07/27/07		
Prep Batch #...:	7200387				
Dilution Factor:	1	**Method.....:**	SW846 8330 (Modif		

PARAMETER	RESULT	REPORTING LIMIT	UNITS	MDL
Nitroguanidine	ND	20	ug/L	9.7

Environmental Quality Mgt., Inc.

Client Sample ID: FWGEQUIPRinse3-0503-GW

Dissolved HPLC

Lot-Sample #...: A7G120101-029 **Work Order #...:** J2PDE1AJ **Matrix.....:** WQ
Date Sampled...: 07/11/07 15:30 **Date Received..:** 07/12/07
Prep Date.....: 07/19/07 **Analysis Date..:** 07/27/07
Prep Batch #...: 7200387
Dilution Factor: 1 **Method.....:** SW846 8330 (Modif

PARAMETER	RESULT	REPORTING LIMIT	UNITS	MDL
Nitroguanidine	ND	20	ug/L	9.7

****

Varian Star Workstation - RecalcList Fri Jul 27 11:13:25 2007

RecalcList: C:\Star\Sample list\NQ-07.26.2007.RCL

Created: Thu Jul 26 17:16:03 2007
Modified: Fri Jul 27 06:59:59 2007

PDA-1 NQ Analysis 26 July 2007

****

Stc-CC-0010

Line	Sample Type	Sample Name	Data F
1	Verification	PRIMER	nq-7-26-2007=17;28;51-primer.
2	Verification	PRIMER	nq-7-26-2007=17;49;30-primer.
3	Verification	PRIMER	nq-7-26-2007=18;10;12-primer.
4	Verification	PRIMER	nq-7-26-2007=18;30;56-primer.
5	Analysis	Water blank	nq-7-26-2007=18;51;39-water blank.
6	Verification	E070427E L4 CCV	nq-7-26-2007=19;12;20-e070427e l4 ccv.
7	Verification	E070427B L1 CCV	nq-7-26-2007=19;32;59-e070427b l1 ccv.
8	Analysis	G7G190000-387-MB	nq-7-26-2007=19;53;43-g7g190000-387-mb.
9	Analysis	G7G190000-387-LCS	nq-7-26-2007=20;14;22-g7g190000-387-lcs.
10	Analysis	A7G120101-1	nq-7-26-2007=20;35;01-a7g120101-1.
11	Analysis	A7G120101-3	nq-7-26-2007=20;55;42-a7g120101-3.
12	Analysis	A7G120101-5	nq-7-26-2007=21;16;19-a7g120101-5.
13	Analysis	A7G120101-7	nq-7-26-2007=21;36;59-a7g120101-7.
14	Analysis	A7G120101-9	nq-7-26-2007=21;57;39-a7g120101-9.
15	Analysis	A7G120101-12	nq-7-26-2007=22;18;17-a7g120101-12.
16	Analysis	A7G120101-14	nq-7-26-2007=22;38;57-a7g120101-14.
17	Verification	E070427E L5 CCV	nq-7-26-2007=22;59;41-e070427f l5 ccv.
18	Verification	E070427B L1 CCV	nq-7-26-2007=23;20;21-e070427b l1 ccv.
19	Analysis	A7G120101-16	nq-7-26-2007=23;40;58-a7g120101-16.
20	Analysis	A7G120101-19	nq-7-27-2007=00;01;36-a7g120101-19.
21	Analysis	A7G120101-23	nq-7-27-2007=00;22;15-a7g120101-23.
22	Analysis	A7G120101-25	nq-7-27-2007=00;42;55-a7g120101-25.
23	Analysis	A7G120101-25MS	nq-7-27-2007=01;03;34-a7g120101-25ms.
24	Analysis	A7G120101-25MSD	nq-7-27-2007=01;24;13-a7g120101-25msd.
25	Analysis	A7G120101-27	nq-7-27-2007=01;44;53-a7g120101-27.
26	Analysis	A7G120101-29	nq-7-27-2007=02;05;32-a7g120101-29.
27	Verification	E070427E L4 CCV	nq-7-27-2007=02;26;16-e070427e l4 ccv.
28	Verification	E070427B L1 CCV	nq-7-27-2007=02;46;56-e070427b l1 ccv.
29	Analysis	G7G230000-260-MB	nq-7-27-2007=03;07;38-g7g230000-260-mb.
30	Analysis	G7G230000-260-LCS	nq-7-27-2007=03;28;17-g7g230000-260-lcs.
31	Analysis	A7G140108-6	nq-7-27-2007=03;48;56-a7g140108-6.
32	Analysis	A7G140108-6MS	nq-7-27-2007=04;09;35-a7g140108-6ms.
33	Analysis	A7G140108-6MSD	nq-7-27-2007=04;30;13-a7g140108-6msd.
34	Analysis	A7G140108-7	nq-7-27-2007=04;50;52-a7g140108-7.
35	Analysis	A7G140108-8	nq-7-27-2007=05;11;32-a7g140108-8.
36	Analysis	A7G140108-9	nq-7-27-2007=05;32;12-a7g140108-9
37	Verification	E070427E L4 CCV	nq-7-27-2007=05;52;54-e070427e l4 ccv
38	Verification	E070427B L1 CCV	nq-7-27-2007=06;13;34-e070427b l1 ccv
39	Analysis	END RUN	nq-7-27-2007=06;49;50-end run

Page 54

METHOD BLANK REPORT

HPLC

Client Lot #...: A7G120101 Work Order #...: J26GR1AA Matrix.....: WATER
MB Lot-Sample #: G7G190000-387

Prep Date.....: 07/19/07
Analysis Date..: 07/26/07 Prep Batch #...: 7200387
Dilution Factor: 1

PARAMETER	RESULT	REPORTING LIMIT	UNITS	METHOD
Nitroguanidine	ND	20	ug/L	SW846 8330 (Modif

NOTE(S):

Calculations are performed before rounding to avoid round-off errors in calculated results.

LABORATORY CONTROL SAMPLE EVALUATION REPORT

HPLC

Client Lot #...: A7G120101 **Work Order #...:** J26GR1AC **Matrix.....:** WATER
LCS Lot-Sample#: G7G190000-387
Prep Date.....: 07/19/07 **Analysis Date..:** 07/26/07
Prep Batch #...: 7200387
Dilution Factor: 1

PARAMETER	PERCENT RECOVERY	RECOVERY LIMITS	METHOD
Nitroguanidine	**97**	**(84 - 123)**	**SW846 8330 (Modified**

NOTE(S):

Calculations are performed before rounding to avoid round-off errors in calculated results.

Bold print denotes control parameters

MATRIX SPIKE SAMPLE EVALUATION REPORT

HPLC

Client Lot #...:	A7G120101	**Work Order #...:**	J2PC81A2-MS	**Matrix.....:**	WG
MS Lot-Sample #:	A7G120101-025		J2PC81A3-MSD		
Date Sampled...:	07/11/07 11:10	**Date Received..:**	07/12/07		
Prep Date.....:	07/19/07	**Analysis Date..:**	07/27/07		
Prep Batch #...:	7200387				
Dilution Factor:	1				

PARAMETER	PERCENT RECOVERY	RECOVERY LIMITS	RPD	RPD LIMITS	METHOD
Nitroguanidine	99	(84 - 123)			SW846 8330 (Modified
	106	(84 - 123)	7.3	(0-15)	SW846 8330 (Modified

NOTE(S):

Calculations are performed before rounding to avoid round-off errors in calculated results.

Bold print denotes control parameters

Environmental Quality Mgt., Inc.

Client Sample ID: FWGWBGmw-009C-0496-GW

General Chemistry

Lot-Sample #...: A7G120101-001 **Work Order #...:** J2N9X **Matrix.....:** WG
Date Sampled...: 07/11/07 09:34 **Date Received..:** 07/12/07

PARAMETER	RESULT	RL	UNITS	METHOD	PREPARATION-ANALYSIS DATE	PREP BATCH #
Cyanide, Total	ND	0.010	mg/L	SW846 9012A	07/13/07	7194398
		Dilution Factor: 1		MDL.....: 0.0034		
Nitrocellulose	ND	0.50	mg/L	MCAWW 353.2	07/20-07/24/07	7201467
		Dilution Factor: 1		MDL.....: 0.12		

Environmental Quality Mgt., Inc.

Client Sample ID: FWGBKGmw-020C-0472-GW

General Chemistry

Lot-Sample #...: A7G120101-003 **Work Order #...:** J2N93 **Matrix.....:** WG
Date Sampled...: 07/11/07 11:09 **Date Received..:** 07/12/07

PARAMETER	RESULT	RL	UNITS	METHOD	PREPARATION-ANALYSIS DATE	PREP BATCH #
Cyanide, Total	ND	0.010	mg/L	SW846 9012A	07/13/07	7194398
		Dilution Factor: 1		MDL.....: 0.0034		
Nitrocellulose	ND	0.50	mg/L	MCAWW 353.2	07/20-07/24/07	7201467
		Dilution Factor: 1		MDL.....: 0.12		

Environmental Quality Mgt., Inc.

Client Sample ID: FWGBKGmw-DUP1-0497-GW

General Chemistry

Lot-Sample #...: A7G120101-005 **Work Order #...:** J2N95 **Matrix.....:** WG
Date Sampled...: 07/11/07 11:09 **Date Received..:** 07/12/07

PARAMETER	RESULT	RL	UNITS	METHOD	PREPARATION-ANALYSIS DATE	PREP BATCH #
Cyanide, Total	ND	0.010	mg/L	SW846 9012A	07/13/07	7194398
		Dilution Factor: 1		MDL.....: 0.0034		
Nitrocellulose	ND	0.50	mg/L	MCAWW 353.2	07/20-07/24/07	7201467
		Dilution Factor: 1		MDL.....: 0.12		

Environmental Quality Mgt., Inc.

Client Sample ID: FWGLL11mw-007C-0479-GW

General Chemistry

Lot-Sample #...: A7G120101-007 Work Order #...: J2N97 Matrix.....: WG
Date Sampled...: 07/11/07 14:30 Date Received..: 07/12/07

PARAMETER	RESULT	RL	UNITS	METHOD	PREPARATION-ANALYSIS DATE	PREP BATCH #
Cyanide, Total	ND	0.010	mg/L	SW846 9012A	07/13/07	7194398
		Dilution Factor: 1		MDL.....: 0.0034		
Nitrocellulose	ND	0.50	mg/L	MCAWW 353.2	07/20-07/24/07	7201467
		Dilution Factor: 1		MDL.....: 0.12		

Environmental Quality Mgt., Inc.

Client Sample ID: FWGLL11mw-DUP4-0500-GW

General Chemistry

Lot-Sample #...: A7G120101-009 Work Order #...: J2N99 Matrix.....: WG
Date Sampled...: 07/11/07 14:30 Date Received..: 07/12/07

PARAMETER	RESULT	RL	UNITS	METHOD	PREPARATION-ANALYSIS DATE	PREP BATCH #
Cyanide, Total	ND	0.010	mg/L	SW846 9012A	07/13/07	7194398
		Dilution Factor: 1		MDL.....: 0.0034		
Nitrocellulose	**0.15 B**	**0.50**	**mg/L**	**MCAWW 353.2**	**07/20-07/24/07**	**7201467**
		Dilution Factor: 1		MDL.....: 0.12		

NOTE(S):

RL Reporting Limit

B Estimated result. Result is less than RL.

Environmental Quality Mgt., Inc.

Client Sample ID: FWGWBGmw-006C-0494-GW

General Chemistry

Lot-Sample #...: A7G120101-012 **Work Order #...:** J2PAM **Matrix.....:** WG
Date Sampled...: 07/11/07 09:15 **Date Received..:** 07/12/07

PARAMETER	RESULT	RL	UNITS	METHOD	PREPARATION-ANALYSIS DATE	PREP BATCH #
Cyanide, Total	ND	0.010	mg/L	SW846 9012A	07/13/07	7194398
		Dilution Factor: 1		MDL.....: 0.0034		
Nitrocellulose	**0.12 B**	**0.50**	**mg/L**	**MCAWW 353.2**	**07/20-07/24/07**	**7201467**
		Dilution Factor: 1		MDL.....: 0.12		

NOTE(S):

RL Reporting Limit

B Estimated result. Result is less than RL.

Environmental Quality Mgt., Inc.

Client Sample ID: FWGLL3mw-238C-0490-GW

General Chemistry

Lot-Sample #...: A7G120101-014 **Work Order #...:** J2PA2 **Matrix.....:** WG
Date Sampled...: 07/11/07 11:30 **Date Received..:** 07/12/07

PARAMETER	RESULT	RL	UNITS	METHOD	PREPARATION-ANALYSIS DATE	PREP BATCH #
Cyanide, Total	ND	0.010	mg/L	SW846 9012A	07/13/07	7194398
		Dilution Factor: 1		MDL.....: 0.0034		
Nitrocellulose	**0.13 B**	**0.50**	**mg/L**	**MCAWW 353.2**	**07/20-07/24/07**	**7201467**
		Dilution Factor: 1		MDL.....: 0.12		

NOTE(S):

RL Reporting Limit

B Estimated result. Result is less than RL.

Environmental Quality Mgt., Inc.

Client Sample ID: FWGBKGmw-010C-0464-GW

General Chemistry

Lot-Sample #...: A7G120101-016 Work Order #...: J2PA8 Matrix.....: WG
Date Sampled...: 07/11/07 14:00 Date Received..: 07/12/07

PARAMETER	RESULT	RL	UNITS	METHOD	PREPARATION-ANALYSIS DATE	PREP BATCH #
Cyanide, Total	ND	0.010	mg/L	SW846 9012A	07/17/07	7198568
	Dilution Factor: 1			MDL.....: 0.0034		

Environmental Quality Mgt., Inc.

Client Sample ID: FWGBKGmw-010C-0464-GW

General Chemistry

Lot-Sample #...: A7G120101-018 Work Order #...: J2PCQ Matrix.....: WG
Date Sampled...: 07/10/07 17:05 Date Received..: 07/12/07

PARAMETER	RESULT	RL	UNITS	METHOD	PREPARATION-ANALYSIS DATE	PREP BATCH #
Nitrocellulose	0.18 B	0.50	mg/L	MCAWW 353.2	07/20-07/24/07	7201467
	Dilution Factor: 1			MDL.....: 0.12		

NOTE(S):

RL Reporting Limit

B Estimated result. Result is less than RL.

Environmental Quality Mgt., Inc.

Client Sample ID: FWGLL3mw-242C-0491-GW

General Chemistry

Lot-Sample #...: A7G120101-019 Work Order #...: J2PCV Matrix.....: WG
Date Sampled...: 07/11/07 15:50 Date Received..: 07/12/07

PARAMETER	RESULT	RL	UNITS	METHOD	PREPARATION-ANALYSIS DATE	PREP BATCH #
Cyanide, Total	ND	0.010	mg/L	SW846 9012A	07/17/07	7198568
		Dilution Factor: 1		MDL.....: 0.0034		
Nitrocellulose	**0.14 B**	**0.50**	**mg/L**	**MCAWW 353.2**	**07/20-07/24/07**	**7201467**
		Dilution Factor: 1		MDL.....: 0.12		

NOTE(S):

RL Reporting Limit

B Estimated result. Result is less than RL.

Environmental Quality Mgt., Inc.

Client Sample ID: FWGWBGmw-007C-0495-GW

General Chemistry

Lot-Sample #...: A7G120101-023 **Work Order #...:** J2PC2 **Matrix.....:** WG
Date Sampled...: 07/11/07 09:35 **Date Received..:** 07/12/07

PARAMETER	RESULT	RL	UNITS	METHOD	PREPARATION-ANALYSIS DATE	PREP BATCH #
Cyanide, Total	ND	0.010	mg/L	SW846 9012A	07/17/07	7198568
		Dilution Factor: 1		MDL.....: 0.0034		
Nitrocellulose	**0.14 B**	**0.50**	**mg/L**	**MCAWW 353.2**	**07/20-07/24/07**	**7201467**
		Dilution Factor: 1		MDL.....: 0.12		

NOTE(S):

RL Reporting Limit

B Estimated result. Result is less than RL.

Environmental Quality Mgt., Inc.

Client Sample ID: FWGBKGmw-013C-0466-GW

General Chemistry

Lot-Sample #...: A7G120101-025 Work Order #...: J2PC8 Matrix.....: WG
Date Sampled...: 07/11/07 11:10 Date Received..: 07/12/07

PARAMETER	RESULT	RL	UNITS	METHOD	PREPARATION-ANALYSIS DATE	PREP BATCH #
Cyanide, Total	ND	0.010	mg/L	SW846 9012A	07/17/07	7198568
		Dilution Factor: 1		MDL.....: 0.0034		
Nitrocellulose	**0.16 B**	**0.50**	**mg/L**	**MCAWW 353.2**	**07/20-07/24/07**	**7201467**
		Dilution Factor: 1		MDL.....: 0.12		

NOTE(S):

RL Reporting Limit

B Estimated result. Result is less than RL.

Environmental Quality Mgt., Inc.

Client Sample ID: FWGLL11mw-002C-0478-GW

General Chemistry

Lot-Sample #...: A7G120101-027 **Work Order #...:** J2PDC **Matrix.....:** WG
Date Sampled...: 07/11/07 14:40 **Date Received..:** 07/12/07

PARAMETER	RESULT	RL	UNITS	METHOD	PREPARATION-ANALYSIS DATE	PREP BATCH #
Cyanide, Total	ND	0.010	mg/L	SW846 9012A	07/17/07	7198568
		Dilution Factor: 1		MDL.....: 0.0034		
Nitrocellulose	ND	0.50	mg/L	MCAWW 353.2	07/20-07/24/07	7201467
		Dilution Factor: 1		MDL.....: 0.12		

Environmental Quality Mgt., Inc.

Client Sample ID: FWGEQUIPRinse3-0503-GW

General Chemistry

Lot-Sample #...: A7G120101-029 **Work Order #...:** J2PDE **Matrix.....:** WQ
Date Sampled...: 07/11/07 15:30 **Date Received..:** 07/12/07

PARAMETER	RESULT	RL	UNITS	METHOD	PREPARATION-ANALYSIS DATE	PREP BATCH #
Cyanide, Total	ND	0.010	mg/L	SW846 9012A	07/17/07	7198568
		Dilution Factor: 1		MDL.....: 0.0034		
Nitrocellulose	ND	0.50	mg/L	MCAWW 353.2	07/20-07/24/07	7201467
		Dilution Factor: 1		MDL.....: 0.12		

TestAmerica North Canton

Severn Trent
Sacramento Laboratory

NITROCELLULOSE

(SOP # SAC-WC-0050, Rev.0)

ANALYST LHERNANDEZ
CHECKED BY JOR
BATCH NO. 7201467

DATE 07/24/07 14:34
DATE 7.24.07

METHOD NO. 353.2
PROJECT NO. A7G120101

FILE 072407B

Inst. # FS4 RL = 0.5 mg/L

	Lab ID	Time	Standard Conc. mg/L	Cup #	Sample Aliquot gram	Sample Aliquot mL	Extract Volume mL	Dilution	Height	$NO_3 + NO_2$ Raw Result	Nitrocellulose mg/L	Nitrocellulose ug/g	Recovery	Check
1	Cal 0	12:43	0	0					-60.4417	0.003211	Slope = 1.7023E+05			
2	Cal 1	12:45	0.05	102					8147.046	0.051425	Intercept = -6.0711E+02			
3	Cal 2	12:47	0.2	103					33007.27	0.197463	Correlation = 0.999995			
4	Cal 3	12:49	0.4	104					67022.34	0.397280				
5	Cal 4	12:51	1	105					169575.9	0.999717	%Nitrocellulose Assay = 0.111			
6	Cal 5	12:53	2	106					340009.2	2.000904				
7	Blank	12:55		0				1	32.65417	0.003758				
8	ICV 1PPM NO	12:57	1	107				1	168057.8	0.990799			99.1%	
9	MRL 0.05PPM	12:59	0.05	102				1	8549.493	0.053789			107.6%	
10	NO2 1PPM	13:01	1	108				1	173102.8	1.020435			102.0%	
11	NO3 1PPM	13:03	1	109				1	166706.8	0.982863			98.3%	
12	blank	13:05		0				1	30.57447	0.003746				
13	Baseline	13:07		0				1	0	0.003566				
14	MB 7201467	13:09		201		100	40	1	2786.773	0.019937	0.072	ND		< RL
15	LCS 7201467	13:11	2.012	202		100	40	1	35546.7	0.212381	0.77		38.3%	
16	A7G120101-1	13:13		203		100	40	1	4752.057	0.031482	0.11	ND		< RL
17	A7G120101-3	13:15		204		100	40	1	3152.104	0.022083	0.08	ND		< RL
18	A7G120101-5	13:17		205		100	40	1	4274.78	0.028678	0.1	ND		< RL
19	A7G120101-7	13:19		206		100	40	1	3395.602	0.023513	0.085	ND		< RL
20	A7G120101-9	13:21		207		100	40	1	6496.043	0.041727	0.15	✓		< RL
21	A7G120101-12	13:23		208		100	40	1	5057.751	0.033277	0.12	✓		< RL
22	A7G120101-14	13:25		209		100	40	1	5537.139	0.036094	0.13	✓		< RL
23	MRL 0.05PPM	13:27	0.05	102				1	8286.838	0.052246			104.5%	
24	CCV Cal 4	13:29	1	105				1	164169.9	0.967960			96.8%	
25	Blank	13:31		0				1	11.43306	0.003634				
26	Baseline	13:33		0				1	0	0.003566				
27	A7G120101-18	13:35		210		100	40	1	8116.742	0.051247	0.18	✓		
28	A7G120101-19	13:37		211		100	40	1	6185.969	0.039905	0.14	✓		< RL
29	A7G120101-23	13:39		212		100	40	1	5971.12	0.038643	0.14	✓		< RL
30	A7G120101-25	13:41		213		100	40	1	6825.972	0.043665	0.16	✓		< RL
S 31	A7G120101-25	13:43	2.012	214		100	40	1	43201.83	0.257350	0.93	✓	~~46.2%~~	35%
D 32	A7G120101-25	13:45	2.012	215		100	40	1	37270.76	0.222508	0.8	✓	~~39.8%~~	32%
33	A7G120101-27	13:47		216		100	40	1	3087.106	0.021701	0.078	ND		< RL
34	A7G120101-29	13:49		217		100	40	1	4058.864	0.027410	0.099	ND		< RL

J2N91 J2N93 J2N95 J2N97 J2N99 J2PAM J2PA2

J2PCQ J2PCV J2PC2 J2PC8 J2PPC J2PPE

Nitrocellulose = (NO3 + NO2) * Prep Factor / 0.111

3082

Severn Trent
~~Sacramento Laboratory~~

NITROCELLULOSE

(SOP # SAC-WC-0050, Rev.0)

ANALYST LHERNANDEZ DATE 07/24/07 14:34 METHOD NO. 353.2 FILE 072407B

CHECKED BY JOR DATE 7-24-07 PROJECT NO. A7G120101

BATCH NO. 7201467

	Lab ID	Time	Standard Conc. mg/L	Cup #	Sample Aliquot gram	Sample Aliquot mL	Extract Volume mL	Dilution	Height	$NO_3 + NO_2$ Raw Result	Nitrocellulose			
35	MRL 0.05PPM	13:51	0.05	102				1	8259.709	0.052087			104.2%	
36	CCV Cal 4	13:53	1	105				1	165201.9	0.974022			97.4%	
37	Blank	13:55		0				1	30.00706	0.003743				
38	Baseline	13:57		0				1	0	0.003566				
39	MRL 0.05PPM	14:11	0.05	102				1	8251.703	0.052040			104.1%	
40	CCV Cal 4	14:13	1	105				1	164221.6	0.968264			96.8%	
41	Blank	14:15		0				1	43.72173	0.003823				
42	Baseline	14:17		0				1	0	0.003566				
43	LCS 7201467	14:19	2.012	218		100	40	1	35377.54	0.211387	0.76	C	37.8%	
44	MRL 0.05PPM	14:21	0.05	102				1	8759.658	0.055024			110.0%	
45	CCV Cal 4	14:23	1	105				1	165851.1	0.977836			97.8%	
46	Blank	14:25		0				1	428.0734	0.006081				
47	Baseline	14:27		0				1	0	0.003566				

C - confirmation only
on 7/24/07

Nitrocellulose = (NO3 + NO2) * Prep Factor / 0.111

Result Report AquaKem 6.5 Page: 1

STL-Canton
Konelab 250

Date : 2007-07-13
Time : 15.08

Test Cyanide
Unit mg/l

Sample ID:	Result	Resp.	Dilut	Man.dilut	Date and Time
CCV-CN	0.0927	0.090			2007-07-13 13.51
CCB-CN	0.0000	0.005			2007-07-13 13.51
~~ICV~~ TV= .1	0.1071	0.103	107.1		2007-07-13 13.51
ICB	0.0001	0.005			2007-07-13 13.51
BLK	0.0003	0.005	SS 7/13/07		2007-07-13 13.51
~~LCS~~	~~0.1096~~	0.106			2007-07-13 13.51
0.005 MRL	0.0054	0.010	108%		2007-07-13 13.51
J2LK0	0.0010	0.006			2007-07-13 13.51
J2LKL	0.0011	0.006			2007-07-13 13.51
J2LKQ	0.0020	0.007			2007-07-13 13.51
J2LKT	0.0031	0.008			2007-07-13 13.51
J2LKV	0.0023	0.007			2007-07-13 13.51
CCV-CN 0.1-TV	0.0931	0.091	93.1		2007-07-13 13.56
CCB-CN	-0.0000	0.005			2007-07-13 13.56
J2LK4	0.0027	0.007			2007-07-13 13.56
J2LK4 MS	0.0373	0.039			2007-07-13 13.56
J2LK4 MSD	0.0412	0.043			2007-07-13 13.56
J2LK8	0.0251	0.028			2007-07-13 13.56
J2LLC	0.0016	0.006			2007-07-13 13.56
J2LLE	0.0051	0.010			2007-07-13 13.56
J2LLH	0.0016	0.006			2007-07-13 13.56
J2LLN	0.0024	0.007			2007-07-13 13.57
J2LLR	0.0013	0.006			2007-07-13 13.57
J2LLV	0.0013	0.006			2007-07-13 13.57
CCV-CN	0.0927	0.090	92.7		2007-07-13 14.02
CCB-CN	-0.0001	0.005			2007-07-13 14.02
~~J2N9X5~~	0.0017	0.007			2007-07-13 14.02
~~J2N935~~	0.0010	0.006			2007-07-13 14.02
~~J2N955~~	0.0009	0.006			2007-07-13 14.02
~~J2N975~~	0.0022	0.007			2007-07-13 14.02
~~J2N995~~	0.0012	0.006			2007-07-13 14.02
~~J2PAM5~~	0.0018	0.007			2007-07-13 14.02
~~J2PA25~~	0.0014	0.006	96%		2007-07-13 14.02
HI=0.1	0.0958	0.093			2007-07-13 14.02
CCV-CN	0.0963	0.093	96.3		2007-07-13 14.04
CCB-CN	-0.0001	0.005			2007-07-13 14.04
CCV-CN	0.0973	0.094			2007-07-13 15.04
CCB-CN	-0.0007	0.004			2007-07-13 15.04
LCS-2=0.04	0.0374	0.039			2007-07-13 15.04
CCV-CN	0.0991	0.096			2007-07-13 15.06
CCB-CN	0.0000	0.005			2007-07-13 15.06

Severn Trent Laboratory, North Canton
Cyanide Reagent Sheet

Date: 7/13/2007

Analyst: BW

	Reagent Name	Reagent Number
	Sulfamic Acid	WR70652
	Magnesium Chloride	WR70663
	NaOH	WR70398
	Ottawa Sand	WR70439
	H2SO4	WR70606
	Chloromine T	EST LOT 1008828
	Phosphate Buffer	EST LOT 1009757
	Pyridine Barbituric Acid	EST LOT 1008804
A	Calcium Hypochlorite	WR70765
A	Ascorbic Acid	WR70220
F	Zinc Acetate	WR70653
F	Sodium Acetate	WR70568
F	Methyl Red	WR70777

Cadmium carbonate: Sigma-Aldrich batch # 0306PB exp: 11/10/08

Conc.	Standard #	prep date
10 ppm p	CY7163	7/13/2007
10 ppm s	CY7167	
1 ppm s	CY7168	
ICV 0.1	CY7169	
MRL .005	CY7166	
Cal 0.2	CY7164	
CCV 0.1	CY7165	

LCS ERA LOT P138-502 TV= 0.370 mg/L, 18.5 mg/kg
LCS 2 ml 1ppm s + 50 ml .25 N NaOH
tv=0.04 mg/L or 2.0 mg/kg
MS/MSD: 2 ml 1ppm s. + 50 ML SAMPLE Tv= .04 mg/L
1g Sample + 50 ml DI tv=2.0 mg/kg

Severn Trent Laboratory, North Canton
Cyanide Reagent Sheet

Date: 7/17/2007

Analyst: MFG

	Reagent Name	Reagent Number
	Sulfamic Acid	WR70793
	Magnesium Chloride	WR70663
	NaOH	WR70398
	Ottawa Sand	WR70439
	H2SO4	WR70606
	Chloromine T	EST LOT 1008828
	Phosphate Buffer	EST LOT 1009757
	Pyridine Barbituric Acid	EST LOT 1008804
A	Calcium Hypochlorite	WR70765
A	Ascorbic Acid	WR70220
F	Zinc Acetate	WR70653
F	Sodium Acetate	WR70568
F	Methyl Red	WR70777

Cadmium carbonate: Sigma-Aldrich batch # 0306PB exp: 11/10/08

Conc.	Standard #	prep date
10 ppm p	CY7163	7/13/2007
10 ppm s	CY7167	
1 ppm s	CY7168	
ICV 0.1	CY7169	
MRL .005	CY7166	
Cal 0.2	CY7164	
CCV 0.1	CY7165	

LCS ERA LOT P138-502 TV= 0.370 mg/L, 18.5 mg/kg
LCS 2 ml 1ppm s + 50 ml .25 N NaOH
tv=0.04 mg/L or 2.0 mg/kg
MS/MSD: 2 ml 1ppm s. + 50 ML SAMPLE Tv= .04 mg/L
1g Sample + 50 ml DI tv=2.0 mg/kg

STL-Canton
Konelab 250

Date : 2007-07-17
Time : 17.19

Test: Cyanide
Unit: mg/l

Sample ID:	Result	Resp.	Dilut	Man.dilut	Date and Time
CCB-CN	-0.0012	0.007			2007-07-17 11.14
CCV-CN	0.0954	0.090			2007-07-17 11.16
CCV-CN	0.0970	0.092			2007-07-17 11.38
CCB-CN	-0.0008	0.008			2007-07-17 11.38
ICV CN- .01	0.1025	0.097	105		2007-07-17 11.38
ICB CN-	0.0026	0.011			2007-07-17 11.38
MRL CHECK .005	0.0054	0.013	108		2007-07-17 11.38
CCV-CN 0.1	0.1007	0.095	100.7		2007-07-17 11.39
CCB-CN	-0.0007	0.008			2007-07-17 11.39
CCV-CN 0.1	0.0954	0.090	95.4		2007-07-17 12.13
CCB-CN	0.0007	0.009			2007-07-17 12.13
BLK	-0.0014	0.007			2007-07-17 12.13
~~J2PA8~~	-0.0003	0.008			2007-07-17 12.13
~~J2PCV~~	-0.0002	0.008			2007-07-17 12.13
~~J2PC9~~	0.0006	0.009			2007-07-17 12.13
~~J2PC8~~	-0.0002	0.008			2007-07-17 12.13
J2PC8 MS	0.0344	0.038			2007-07-17 12.13
J2PC8 MSD	0.0370	0.040			2007-07-17 12.13
CCV-CN 0.1	0.0954	0.090	95.4		2007-07-17 12.19
CCB-CN	0.0008	0.009			2007-07-17 12.19
~~J2PDC~~	0.0012	0.009			2007-07-17 12.19
~~J2PDE~~	0.0006	0.009			2007-07-17 12.19
J2Q90	0.0042	0.012			2007-07-17 12.19
J2Q8W	-0.0004	0.008			2007-07-17 12.19
J2Q8W MSD	0.0371	0.040			2007-07-17 12.19
J2Q9L	0.0001	0.008			2007-07-17 12.19
J2Q9O	-0.0003	0.008			2007-07-17 12.19
J2Q9V	0.0002	0.008			2007-07-17 12.19
J2Q9W	0.0016	0.010			2007-07-17 12.19
CCV-CN 0.1	0.0980	0.093	98		2007-07-17 12.24
CCB-CN	0.0019	0.010			2007-07-17 12.24
J2Q94	0.0004	0.009			2007-07-17 12.24
J2Q99	0.0002	0.009			2007-07-17 12.24
LCS2	0.0336	0.037			2007-07-17 12.24
LCS3	0.0211	0.026			2007-07-17 12.24
CCV-CN 0.1	0.0988	0.093	98.8		2007-07-17 12.26
CCB-CN	0.0011	0.009			2007-07-17 12.26
LCS ERA 1	0.2316	0.028	1+9.0		2007-07-17 12.37
LCS ERA 2	0.3004	0.034	1+9.0		2007-07-17 12.37
CCV-CN	0.1039	0.098			2007-07-17 12.38
CCB-CN	0.0013	0.009			2007-07-17 12.38
CCV-CN	0.1017	0.096			2007-07-17 13.27
CCB-CN	0.0028	0.011			2007-07-17 13.27
LCS	0.0353	0.039			2007-07-17 13.27
.025	0.0226	0.028			2007-07-17 13.27
0.10	0.0556	0.056			2007-07-17 13.27
J2Q8W MS	0.0299	0.034			2007-07-17 13.27
CCV-CN	0.0988	0.093			2007-07-17 13.29
CCB-CN	0.0029	0.011			2007-07-17 13.29
MDL CHECK	0.0078	0.015			2007-07-17 13.35
CCV-CN	0.1061	0.100			2007-07-17 13.36
CCB-CN	0.0027	0.011			2007-07-17 13.36
CCV-CN	0.0961	0.091			2007-07-17 17.16

STL-Canton
Konelab 250

Date : 2007-07-17
Time : 17.19

Test Cyanide
Unit mg/l

Sample ID:	Result	Resp.	Dilut	Man.dilut	Date and Time
CCB-CN	-0.0022	0.006			2007-07-17 17.16
J28QW MSD-2	-0.0005	0.008			2007-07-17 17.16
CCV-CN	0.0957	0.091			2007-07-17 17.17
CCB-CN	-0.0022	0.006			2007-07-17 17.17

METHOD BLANK REPORT

General Chemistry

Client Lot #...: A7G120101 **Matrix.....:** WATER

PARAMETER	RESULT	REPORTING LIMIT	UNITS	METHOD	PREPARATION-ANALYSIS DATE	PREP BATCH #
Cyanide, Total		Work Order #: J2VTL1AA		MB Lot-Sample #:	A7G130000-398	
	ND	0.010	mg/L	SW846 9012A	07/13/07	7194398
		Dilution Factor: 1				
Cyanide, Total		Work Order #: J227N1AA		MB Lot-Sample #:	A7G170000-568	
	ND	0.010	mg/L	SW846 9012A	07/17/07	7198568
		Dilution Factor: 1				
Nitrocellulose		Work Order #: J3A1H1AA		MB Lot-Sample #:	G7G200000-467	
	ND	0.50	mg/L	MCAWW 353.2	07/20-07/24/07	7201467
		Dilution Factor: 1				

NOTE(S):

Calculations are performed before rounding to avoid round-off errors in calculated results.

Environmental Quality Mgt., Inc.

Client Sample ID: FWGEQUIPRinse2-0502-GW

General Chemistry

Lot-Sample #...: A7G110101-005 Work Order #...: J2LKT Matrix.....: WQ
Date Sampled...: 07/10/07 11:10 Date Received..: 07/11/07

PARAMETER	RESULT	RL	UNITS	METHOD	PREPARATION-ANALYSIS DATE	PREP BATCH #
Cyanide, Total	ND	0.010	mg/L	SW846 9012A	07/13/07	7194398
		Dilution Factor: 1		MDL.....: 0.0034		
Nitrocellulose	ND	0.50	mg/L	MCAWW 353.2	07/18-07/20/07	7199291
		Dilution Factor: 1		MDL.....: 0.12		

LABORATORY CONTROL SAMPLE EVALUATION REPORT

General Chemistry

Client Lot #...: A7G120101 **Matrix.....:** WATER

PARAMETER	PERCENT RECOVERY	RECOVERY LIMITS	METHOD	PREPARATION-ANALYSIS DATE	PREP BATCH #
Cyanide, Total		Work Order #: J2VTL1AC	LCS Lot-Sample#: A7G130000-398		
	94	(69 - 118)	SW846 9012A	07/13/07	7194398
		Dilution Factor: 1			
Cyanide, Total		Work Order #: J227N1AC	LCS Lot-Sample#: A7G170000-568		
	88	(69 - 118)	SW846 9012A	07/17/07	7198568
		Dilution Factor: 1			
Nitrocellulose		Work Order #: J3A1H1AC	LCS Lot-Sample#: G7G200000-467		
	38	(37 - 155)	MCAWW 353.2	07/20-07/24/07	7201467
		Dilution Factor: 1			

NOTE(S):

Calculations are performed before rounding to avoid round-off errors in calculated results.

Laboratory Control Sample / Laboratory Control Sample Duplicate Outlier Report

Method Batch : 7201467 **Analysis Method :** 353.2 Modified **Analysis Date :** 07/24/2007

Preparation Batch : 7201467 **Preparation Type :** 3535 **Preparation Date :** 07/20/2007

Lab Reporting Batch : A7G120101 **Lab ID:** STLCAN

			Reported Values		Project Limits (Percent)			
LCS Lab Sample ID	Matrix	Analyte Name	Percent Recovery	RPD	Rejection Point	Lower Limit	Upper Limit	RPD
G7G200000467C	AQ	Nitrocellulose	38		50.00	56.00	110.00	15.00

Associated Samples

Client Sample ID	Lab Sample ID
FWGBKGmw-010C-0464-GW	A7G120101018
FWGBKGmw-013C-0466-GW	A7G120101025
FWGBKGmw-020C-0472-GW	A7G120101003
FWGBKGmw-DUP1-0497-GW	A7G120101005
FWGEQUIPRinse3-0503-GW	A7G120101029
FWGLL11mw-002C-0478-GW	A7G120101027
FWGLL11mw-007C-0479-GW	A7G120101007
FWGLL11mw-DUP4-0500-GW	A7G120101009
FWGLL3mw-238C-0490-GW	A7G120101014
FWGLL3mw-242C-0491-GW	A7G120101019
FWGWBGmw-006C-0494-GW	A7G120101012
FWGWBGmw-007C-0495-GW	A7G120101023
FWGWBGmw-009C-0496-GW	A7G120101001

lab limits: 37-155; no qualifications since recovery within lab limits dfw

Scope of Data Qualification: The outlier in the LCS qualifies that analyte in all samples with the same Preparation Batch ID as the LCS

Project Number and Name: 030240.0005 - Ravenna GW

MATRIX SPIKE SAMPLE EVALUATION REPORT

General Chemistry

Client Lot #...: A7G120101 **Matrix.....:** WATER
Date Sampled...: 07/12/07 09:15 **Date Received..:** 07/12/07

PARAMETER	PERCENT RECOVERY	RECOVERY LIMITS	RPD	RPD LIMITS	METHOD	PREPARATION-ANALYSIS DATE	PREP BATCH #
Cyanide, Total		WO#: J2LK41AM-MS/J2LK41AN-MSD				MS Lot-Sample #: A7G110101-012	
	86	(42 - 140)			SW846 9012A	07/13/07	7194398
	96	(42 - 140)	9.9	(0-20)	SW846 9012A	07/13/07	7194398
		Dilution Factor: 1					
Cyanide, Total		WO#: J2Q8W1AM-MS/J2Q8W1AN-MSD				MS Lot-Sample #: A7G120309-001	
	93	(42 - 140)			SW846 9012A	07/17/07	7198568
	75 *	(42 - 140)	21	(0-20)	SW846 9012A	07/17/07	7198568
		Dilution Factor: 1					

NOTE(S):

Calculations are performed before rounding to avoid round-off errors in calculated results.

* Relative percent difference (RPD) is outside stated control limits.

MATRIX SPIKE SAMPLE EVALUATION REPORT

General Chemistry

Client Lot #...: A7G120101 **Matrix.....:** WG
Date Sampled...: 07/11/07 11:10 **Date Received..:** 07/12/07

PARAMETER	PERCENT RECOVERY	RECOVERY LIMITS	RPD	RPD LIMITS	METHOD	PREPARATION-ANALYSIS DATE	PREP BATCH #
Cyanide, Total		WO#: J2PC81AM-MS/J2PC81AN-MSD				MS Lot-Sample #: A7G120101-025	
	86	(42 - 140)			SW846 9012A	07/17/07	7198568
	92	(42 - 140)	7.3	(0-20)	SW846 9012A	07/17/07	7198568
		Dilution Factor: 1					
Nitrocellulose		WO#: J2PC81AX-MS/J2PC81A0-MSD				MS Lot-Sample #: A7G120101-025	
	38	(37 - 155)			MCAWW 353.2	07/20-07/24/07	7201467
	32 N	(37 - 155)	15	(0-15)	MCAWW 353.2	07/20-07/24/07	7201467
		Dilution Factor: 1					

NOTE(S):

Calculations are performed before rounding to avoid round-off errors in calculated results.

N Spiked analyte recovery is outside stated control limits.

Matrix Spike / Matrix Spike Duplicate Recovery and RPD Outlier Report

Method Batch : 7201467 **Analysis Method :** 353.2 Modified **Analysis Date :** 07/24/2007

Preparation Batch : 7201467 **Preparation Type :** 3535 **Preparation Date :** 07/20/2007

Lab Reporting Batch : A7G120101 **Lab ID:** STLCAN

Client Sample ID	Lab Sample ID	Matrix	Analyte Name	Reported *		Project Limits (Percent)			
				Percent Recovery	RPD	Rejection Point**	Lower Limit	Upper Limit	RPD
FWGBKGmw-013C-0466	A7G120101025S	AQ	Nitrocellulose	38		30.00	56.00	120.00	20.00
FWGBKGmw-013C-0466	A7G120101025D		Nitrocellulose	32		30.00	56.00	120.00	20.00

Associated Samples: All samples in Method Batch

Client Sample ID	Lab Sample ID
FWGBKGmw-010C-0464-GW	A7G120101018
FWGBKGmw-013C-0466-GW	A7G120101025
FWGBKGmw-020C-0472-GW	A7G120101003
FWGBKGmw-DUP1-0497-GW	A7G120101005
FWGEQUIPRinse3-0503-GW	A7G120101029
FWGLL11mw-002C-0478-GW	A7G120101027
FWGLL11mw-007C-0479-GW	A7G120101007
FWGLL11mw-DUP4-0500-GW	A7G120101009
FWGLL3mw-238C-0490-GW	A7G120101014
FWGLL3mw-242C-0491-GW	A7G120101019
FWGWBGmw-006C-0494-GW	A7G120101012
FWGWBGmw-007C-0495-GW	A7G120101023
FWGWBGmw-009C-0496-GW	A7G120101001

* Only those Percent Recovery and/or RPD values outside project limits are listed in this report.
** Metal are also assessed against an upper rejection point of 150 percent for waters and 200 percent for soils and sediments

Project Number and Name: 030240.0005 - Ravenna GW

QC Outlier Report: Field Duplicates (Non-qualified Outliers)

Lab Report Batch: A7G120101 **Lab ID:** STLCAN

			Field Sample				Field Sample Duplicate						
Analysis Method	Matrix	Analyte Name	Client Sample ID	Ana Type	Result	Lab Qualifier	Client Sample Duplicate ID	Ana Type	Result	Lab Qualifiers	RPD Dup* (%)	RPD Criteria (%)	Result Units
8260B	AQ	Chloromethane	FWGBKGmw-020	RES	1.0	U	FWGBKGmw-DU	RES	0.35	J	200.0	30	ug/L
8270C	AQ	bis(2-Ethylhexyl) phthalate		RES	10	U		RES	10	U	200.0	30	ug/L
353.2 Modif	AQ	Nitrocellulose	FWGLL11mw-007	RES	0.50	U	FWGLL11mw-DU	RES	0.15	B	200.0	30	mg/L
8270C	AQ	bis(2-Ethylhexyl) phthalate		RES	10	U		RES	10	U	200.0	30	ug/L

Note: Outlier report also includes analytes detected in one sample but not in the related sample, i.e., analyte was detected in the field sample but not in the field duplicate sample, or vice versa. In this case, RPD value assigned to the field duplicate sample is 200.

Project Number and Name: ***030240.0005 - Ravenna GW***

Environmental Quality Mgt., Inc.

Client Sample ID: FWGWBGmw-009C-0496-GF

TOTAL Metals

Lot-Sample #...: A7G120101-002 **Matrix.....:** WG
Date Sampled...: 07/11/07 09:34 **Date Received..:** 07/12/07

PARAMETER	RESULT	REPORTING LIMIT	UNITS	METHOD	PREPARATION-ANALYSIS DATE	WORK ORDER #
Prep Batch #...: 7194017						
Silver	ND	5.0 Dilution Factor: 1 Instrument ID..: I5	ug/L	SW846 6010B Analysis Time..: 17:15 MDL.....: 2.1	07/13/07 Analyst ID.....: 001887	J2N921AX
Aluminum	ND	50.0 Dilution Factor: 1 Instrument ID..: I7	ug/L	SW846 6020 Analysis Time..: 11:50 MDL.....: 2.6	07/13-07/17/07 Analyst ID.....: 002260	J2N921AA
Arsenic	ND	5.0 Dilution Factor: 1 Instrument ID..: I5	ug/L	SW846 6010B Analysis Time..: 17:15 MDL.....: 4.3	07/13/07 Analyst ID.....: 001887	J2N921AJ
Barium	**13.0**	**10.0** Dilution Factor: 1 Instrument ID..: I5	**ug/L**	**SW846 6010B** Analysis Time..: 17:15 MDL.....: 3.2	**07/13/07** Analyst ID.....: 001887	**J2N921AN**
Beryllium	ND	1.0 Dilution Factor: 1 Instrument ID..: I7	ug/L	SW846 6020 Analysis Time..: 11:50 MDL.....: 0.11	07/13-07/17/07 Analyst ID.....: 002260	J2N921AD
Calcium	**83300 J**	**1000** Dilution Factor: 1 Instrument ID..: I5	**ug/L**	**SW846 6010B** Analysis Time..: 17:15 MDL.....: 80.0	**07/13/07** Analyst ID.....: 001887	**J2N921AP**
Cadmium	ND	0.50 Dilution Factor: 1 Instrument ID..: I7	ug/L	SW846 6020 Analysis Time..: 11:50 MDL.....: 0.086	07/13-07/17/07 Analyst ID.....: 002260	J2N921AE
Cobalt	ND	5.0 Dilution Factor: 1 Instrument ID..: I5	ug/L	SW846 6010B Analysis Time..: 17:15 MDL.....: 1.2	07/13/07 Analyst ID.....: 001887	J2N921AQ
Chromium	ND	5.0 Dilution Factor: 1 Instrument ID..: I5	ug/L	SW846 6010B Analysis Time..: 17:15 MDL.....: 1.6	07/13/07 Analyst ID.....: 001887	J2N921A2
Copper	ND	5.0 Dilution Factor: 1 Instrument ID..: I5	ug/L	SW846 6010B Analysis Time..: 17:15 MDL.....: 1.8	07/13/07 Analyst ID.....: 001887	J2N921AR

(Continued on next page)

Environmental Quality Mgt., Inc.

Client Sample ID: FWGWBGmw-009C-0496-GF

TOTAL Metals

Lot-Sample #...: A7G120101-002 Matrix.....: WG

PARAMETER	RESULT	REPORTING LIMIT	UNITS	METHOD	PREPARATION-ANALYSIS DATE	WORK ORDER #
Iron	**362 J**	**20.0**	**ug/L**	**SW846 6020**	**07/13-07/17/07**	**J2N921AF**
		Dilution Factor: 1		Analysis Time..: 11:50	Analyst ID.....: 002260	
		Instrument ID..: I7		MDL.....: 12.0		
Mercury	ND	0.20	ug/L	SW846 7470A	07/13-07/17/07	J2N921AM
		Dilution Factor: 1		Analysis Time..: 10:21	Analyst ID.....: 001086	
		Instrument ID..: H1		MDL.....: 0.090		
Potassium	**850 B,J**	**1000**	**ug/L**	**SW846 6010B**	**07/13/07**	**J2N921AW**
		Dilution Factor: 1		Analysis Time..: 17:15	Analyst ID.....: 001887	
		Instrument ID..: I5		MDL.....: 54.0		
Magnesium	**25500**	**1000**	**ug/L**	**SW846 6010B**	**07/13/07**	**J2N921AT**
		Dilution Factor: 1		Analysis Time..: 17:15	Analyst ID.....: 001887	
		Instrument ID..: I5		MDL.....: 86.0		
Manganese	**106**	**10.0**	**ug/L**	**SW846 6010B**	**07/13/07**	**J2N921AU**
		Dilution Factor: 1		Analysis Time..: 17:15	Analyst ID.....: 001887	
		Instrument ID..: I5		MDL.....: 0.23		
Sodium	**4330**	**1000**	**ug/L**	**SW846 6010B**	**07/13/07**	**J2N921A0**
		Dilution Factor: 1		Analysis Time..: 17:15	Analyst ID.....: 001887	
		Instrument ID..: I5		MDL.....: 410		
Nickel	ND	10.0	ug/L	SW846 6010B	07/13/07	J2N921AV
		Dilution Factor: 1		Analysis Time..: 17:15	Analyst ID.....: 001887	
		Instrument ID..: I5		MDL.....: 1.4		
Lead	ND	3.0	ug/L	SW846 6010B	07/13/07	J2N921AK
		Dilution Factor: 1		Analysis Time..: 17:15	Analyst ID.....: 001887	
		Instrument ID..: I5		MDL.....: 1.7		
Antimony	**0.16 B**	**2.0**	**ug/L**	**SW846 6020**	**07/13-07/17/07**	**J2N921AC**
		Dilution Factor: 1		Analysis Time..: 11:50	Analyst ID.....: 002260	
		Instrument ID..: I7		MDL.....: 0.065		
Selenium	ND	5.0	ug/L	SW846 6010B	07/13/07	J2N921AL
		Dilution Factor: 1		Analysis Time..: 17:15	Analyst ID.....: 001887	
		Instrument ID..: I5		MDL.....: 2.4		

(Continued on next page)

Environmental Quality Mgt., Inc.

Client Sample ID: FWGWBGmw-009C-0496-GF

TOTAL Metals

Lot-Sample #...: A7G120101-002 Matrix.....: WG

PARAMETER	RESULT	REPORTING LIMIT	UNITS	METHOD	PREPARATION-ANALYSIS DATE	WORK ORDER #
Thallium	ND	1.0	ug/L	SW846 6020	07/13-07/17/07	J2N921AG
		Dilution Factor: 1		Analysis Time..: 11:50	Analyst ID.....: 002260	
		Instrument ID..: I7		MDL.....: 0.022		
Vanadium	ND	10.0	ug/L	SW846 6010B	07/13/07	J2N921A1
		Dilution Factor: 1		Analysis Time..: 17:15	Analyst ID.....: 001887	
		Instrument ID..: I5		MDL.....: 1.9		
Zinc	ND	10.0	ug/L	SW846 6020	07/13-07/17/07	J2N921AH
		Dilution Factor: 1		Analysis Time..: 11:50	Analyst ID.....: 002260	
		Instrument ID..: I7		MDL.....: 2.3		

NOTE(S):

J Method blank contamination. The associated method blank contains the target analyte at a reportable level.

B Estimated result. Result is less than RL.

Environmental Quality Mgt., Inc.

Client Sample ID: FWGBKGmw-020C-0472-GF

TOTAL Metals

Lot-Sample #...: A7G120101-004 **Matrix.....:** WG
Date Sampled...: 07/11/07 11:09 **Date Received..:** 07/12/07

PARAMETER	RESULT	REPORTING LIMIT	UNITS	METHOD	PREPARATION-ANALYSIS DATE	WORK ORDER #
Prep Batch #...: 7194017						
Silver	ND	5.0	ug/L	SW846 6010B	07/13/07	J2N941A2
		Dilution Factor: 1		Analysis Time..: 17:20	Analyst ID.....: 001887	
		Instrument ID..: I5		MDL.....: 2.1		
Aluminum	ND	50.0	ug/L	SW846 6020	07/13-07/17/07	J2N941AE
		Dilution Factor: 1		Analysis Time..: 12:03	Analyst ID.....: 002260	
		Instrument ID..: I7		MDL.....: 2.6		
Arsenic	ND	5.0	ug/L	SW846 6010B	07/13/07	J2N941AM
		Dilution Factor: 1		Analysis Time..: 17:20	Analyst ID.....: 001887	
		Instrument ID..: I5		MDL.....: 4.3		
Barium	**111**	**10.0**	**ug/L**	**SW846 6010B**	**07/13/07**	**J2N941AR**
		Dilution Factor: 1		Analysis Time..: 17:20	Analyst ID.....: 001887	
		Instrument ID..: I5		MDL.....: 3.2		
Beryllium	ND	1.0	ug/L	SW846 6020	07/13-07/17/07	J2N941AG
		Dilution Factor: 1		Analysis Time..: 12:03	Analyst ID.....: 002260	
		Instrument ID..: I7		MDL.....: 0.11		
Calcium	**46900 J**	**1000**	**ug/L**	**SW846 6010B**	**07/13/07**	**J2N941AT**
		Dilution Factor: 1		Analysis Time..: 17:20	Analyst ID.....: 001887	
		Instrument ID..: I5		MDL.....: 80.0		
Cadmium	ND	0.50	ug/L	SW846 6020	07/13-07/17/07	J2N941AH
		Dilution Factor: 1		Analysis Time..: 12:03	Analyst ID.....: 002260	
		Instrument ID..: I7		MDL.....: 0.086		
Cobalt	ND	5.0	ug/L	SW846 6010B	07/13/07	J2N941AU
		Dilution Factor: 1		Analysis Time..: 17:20	Analyst ID.....: 001887	
		Instrument ID..: I5		MDL.....: 1.2		
Chromium	ND	5.0	ug/L	SW846 6010B	07/13/07	J2N941AD
		Dilution Factor: 1		Analysis Time..: 17:20	Analyst ID.....: 001887	
		Instrument ID..: I5		MDL.....: 1.6		
Copper	ND	5.0	ug/L	SW846 6010B	07/13/07	J2N941AV
		Dilution Factor: 1		Analysis Time..: 17:20	Analyst ID.....: 001887	
		Instrument ID..: I5		MDL.....: 1.8		

(Continued on next page)

Environmental Quality Mgt., Inc.

Client Sample ID: FWGBKGmw-020C-0472-GF

TOTAL Metals

Lot-Sample #...: A7G120101-004 **Matrix.....:** WG

PARAMETER	RESULT	REPORTING LIMIT	UNITS	METHOD	PREPARATION-ANALYSIS DATE	WORK ORDER #
Iron	**2510 J**	**20.0**	**ug/L**	**SW846 6020**	**07/13-07/17/07**	**J2N941AJ**
		Dilution Factor: 1		Analysis Time..: 12:03	Analyst ID.....: 002260	
		Instrument ID..: I7		MDL.....: 12.0		
Mercury	ND	0.20	ug/L	SW846 7470A	07/13-07/17/07	J2N941AQ
		Dilution Factor: 1		Analysis Time..: 10:27	Analyst ID.....: 001086	
		Instrument ID..: H1		MDL.....: 0.090		
Potassium	**2280 J**	**1000**	**ug/L**	**SW846 6010B**	**07/13/07**	**J2N941A1**
		Dilution Factor: 1		Analysis Time..: 17:20	Analyst ID.....: 001887	
		Instrument ID..: I5		MDL.....: 54.0		
Magnesium	**14600**	**1000**	**ug/L**	**SW846 6010B**	**07/13/07**	**J2N941AW**
		Dilution Factor: 1		Analysis Time..: 17:20	Analyst ID.....: 001887	
		Instrument ID..: I5		MDL.....: 86.0		
Manganese	**652**	**10.0**	**ug/L**	**SW846 6010B**	**07/13/07**	**J2N941AX**
		Dilution Factor: 1		Analysis Time..: 17:20	Analyst ID.....: 001887	
		Instrument ID..: I5		MDL.....: 0.23		
Sodium	**7070**	**1000**	**ug/L**	**SW846 6010B**	**07/13/07**	**J2N941AA**
		Dilution Factor: 1		Analysis Time..: 17:20	Analyst ID.....: 001887	
		Instrument ID..: I5		MDL.....: 410		
Nickel	ND	10.0	ug/L	SW846 6010B	07/13/07	J2N941A0
		Dilution Factor: 1		Analysis Time..: 17:20	Analyst ID.....: 001887	
		Instrument ID..: I5		MDL.....: 1.4		
Lead	ND	3.0	ug/L	SW846 6010B	07/13/07	J2N941AN
		Dilution Factor: 1		Analysis Time..: 17:20	Analyst ID.....: 001887	
		Instrument ID..: I5		MDL.....: 1.7		
Antimony	ND	2.0	ug/L	SW846 6020	07/13-07/17/07	J2N941AF
		Dilution Factor: 1		Analysis Time..: 12:03	Analyst ID.....: 002260	
		Instrument ID..: I7		MDL.....: 0.065		
Selenium	ND	5.0	ug/L	SW846 6010B	07/13/07	J2N941AP
		Dilution Factor: 1		Analysis Time..: 17:20	Analyst ID.....: 001887	
		Instrument ID..: I5		MDL.....: 2.4		

(Continued on next page)

Environmental Quality Mgt., Inc.

Client Sample ID: FWGBKGmw-020C-0472-GF

TOTAL Metals

Lot-Sample #...: A7G120101-004 Matrix.....: WG

PARAMETER	RESULT	REPORTING LIMIT	UNITS	METHOD	PREPARATION-ANALYSIS DATE	WORK ORDER #
Thallium	ND	1.0	ug/L	SW846 6020	07/13-07/17/07	J2N941AK
		Dilution Factor: 1		Analysis Time..: 12:03	Analyst ID.....: 002260	
		Instrument ID..: I7		MDL.....: 0.022		
Vanadium	ND	10.0	ug/L	SW846 6010B	07/13/07	J2N941AC
		Dilution Factor: 1		Analysis Time..: 17:20	Analyst ID.....: 001887	
		Instrument ID..: I5		MDL.....: 1.9		
Zinc	**3.6 B,J**	**10.0**	**ug/L**	**SW846 6020**	**07/13-07/17/07**	**J2N941AL**
		Dilution Factor: 1		Analysis Time..: 12:03	Analyst ID.....: 002260	
		Instrument ID..: I7		MDL.....: 2.3		

NOTE(S):

J Method blank contamination. The associated method blank contains the target analyte at a reportable level.

B Estimated result. Result is less than RL.

Environmental Quality Mgt., Inc.

Client Sample ID: FWGBKGmw-DUP1-0497-GF

TOTAL Metals

Lot-Sample #...: A7G120101-006 **Matrix.....:** WG
Date Sampled...: 07/11/07 11:09 **Date Received..:** 07/12/07

PARAMETER	RESULT	REPORTING LIMIT	UNITS	METHOD	PREPARATION-ANALYSIS DATE	WORK ORDER #
Prep Batch #...: 7194017						
Silver	ND	5.0 Dilution Factor: 1 Instrument ID..: I5	ug/L	SW846 6010B Analysis Time..: 17:25 MDL.....: 2.1	07/13/07 Analyst ID.....: 001887	J2N961A2
Aluminum	ND	50.0 Dilution Factor: 1 Instrument ID..: I7	ug/L	SW846 6020 Analysis Time..: 12:06 MDL.....: 2.6	07/13-07/17/07 Analyst ID.....: 002260	J2N961AE
Arsenic	ND	5.0 Dilution Factor: 1 Instrument ID..: I5	ug/L	SW846 6010B Analysis Time..: 17:25 MDL.....: 4.3	07/13/07 Analyst ID.....: 001887	J2N961AM
Barium	**117**	**10.0** Dilution Factor: 1 Instrument ID..: I5	**ug/L**	**SW846 6010B** Analysis Time..: 17:25 MDL.....: 3.2	**07/13/07** Analyst ID.....: 001887	**J2N961AR**
Beryllium	ND	1.0 Dilution Factor: 1 Instrument ID..: I7	ug/L	SW846 6020 Analysis Time..: 12:06 MDL.....: 0.11	07/13-07/17/07 Analyst ID.....: 002260	J2N961AG
Calcium	**49400 J**	**1000** Dilution Factor: 1 Instrument ID..: I5	**ug/L**	**SW846 6010B** Analysis Time..: 17:25 MDL.....: 80.0	**07/13/07** Analyst ID.....: 001887	**J2N961AT**
Cadmium	ND	0.50 Dilution Factor: 1 Instrument ID..: I7	ug/L	SW846 6020 Analysis Time..: 12:06 MDL.....: 0.086	07/13-07/17/07 Analyst ID.....: 002260	J2N961AH
Cobalt	ND	5.0 Dilution Factor: 1 Instrument ID..: I5	ug/L	SW846 6010B Analysis Time..: 17:25 MDL.....: 1.2	07/13/07 Analyst ID.....: 001887	J2N961AU
Chromium	ND	5.0 Dilution Factor: 1 Instrument ID..: I5	ug/L	SW846 6010B Analysis Time..: 17:25 MDL.....: 1.6	07/13/07 Analyst ID.....: 001887	J2N961AD
Copper	ND	5.0 Dilution Factor: 1 Instrument ID..: I5	ug/L	SW846 6010B Analysis Time..: 17:25 MDL.....: 1.8	07/13/07 Analyst ID.....: 001887	J2N961AV

(Continued on next page)

Environmental Quality Mgt., Inc.

Client Sample ID: FWGBKGmw-DUP1-0497-GF

TOTAL Metals

Lot-Sample #...: A7G120101-006 **Matrix.....:** WG

PARAMETER	RESULT	REPORTING LIMIT	UNITS	METHOD	PREPARATION-ANALYSIS DATE	WORK ORDER #
Iron	**2430 J**	**20.0**	**ug/L**	**SW846 6020**	**07/13-07/17/07**	**J2N961AJ**
		Dilution Factor: 1		Analysis Time..: 12:06	Analyst ID.....: 002260	
		Instrument ID..: I7		MDL.....: 12.0		
Mercury	ND	0.20	ug/L	SW846 7470A	07/13-07/17/07	J2N961AQ
		Dilution Factor: 1		Analysis Time..: 10:29	Analyst ID.....: 001086	
		Instrument ID..: H1		MDL.....: 0.090		
Potassium	**2400 J**	**1000**	**ug/L**	**SW846 6010B**	**07/13/07**	**J2N961A1**
		Dilution Factor: 1		Analysis Time..: 17:25	Analyst ID.....: 001887	
		Instrument ID..: I5		MDL.....: 54.0		
Magnesium	**15300**	**1000**	**ug/L**	**SW846 6010B**	**07/13/07**	**J2N961AW**
		Dilution Factor: 1		Analysis Time..: 17:25	Analyst ID.....: 001887	
		Instrument ID..: I5		MDL.....: 86.0		
Manganese	**685**	**10.0**	**ug/L**	**SW846 6010B**	**07/13/07**	**J2N961AX**
		Dilution Factor: 1		Analysis Time..: 17:25	Analyst ID.....: 001887	
		Instrument ID..: I5		MDL.....: 0.23		
Sodium	**7430**	**1000**	**ug/L**	**SW846 6010B**	**07/13/07**	**J2N961AA**
		Dilution Factor: 1		Analysis Time..: 17:25	Analyst ID.....: 001887	
		Instrument ID..: I5		MDL.....: 410		
Nickel	ND	10.0	ug/L	SW846 6010B	07/13/07	J2N961A0
		Dilution Factor: 1		Analysis Time..: 17:25	Analyst ID.....: 001887	
		Instrument ID..: I5		MDL.....: 1.4		
Lead	ND	3.0	ug/L	SW846 6010B	07/13/07	J2N961AN
		Dilution Factor: 1		Analysis Time..: 17:25	Analyst ID.....: 001887	
		Instrument ID..: I5		MDL.....: 1.7		
Antimony	ND	2.0	ug/L	SW846 6020	07/13-07/17/07	J2N961AF
		Dilution Factor: 1		Analysis Time..: 12:06	Analyst ID.....: 002260	
		Instrument ID..: I7		MDL.....: 0.065		
Selenium	ND	5.0	ug/L	SW846 6010B	07/13/07	J2N961AP
		Dilution Factor: 1		Analysis Time..: 17:25	Analyst ID.....: 001887	
		Instrument ID..: I5		MDL.....: 2.4		

(Continued on next page)

Environmental Quality Mgt., Inc.

Client Sample ID: FWGBKGmw-DUP1-0497-GF

TOTAL Metals

Lot-Sample #...: A7G120101-006 Matrix.....: WG

PARAMETER	RESULT	REPORTING LIMIT	UNITS	METHOD	PREPARATION-ANALYSIS DATE	WORK ORDER #
Thallium	ND	1.0	ug/L	SW846 6020	07/13-07/17/07	J2N961AK
		Dilution Factor: 1		Analysis Time..: 12:06	Analyst ID.....: 002260	
		Instrument ID..: I7		MDL.....: 0.022		
Vanadium	ND	10.0	ug/L	SW846 6010B	07/13/07	J2N961AC
		Dilution Factor: 1		Analysis Time..: 17:25	Analyst ID.....: 001887	
		Instrument ID..: I5		MDL.....: 1.9		
Zinc	**4.5 B,J**	**10.0**	**ug/L**	**SW846 6020**	**07/13-07/17/07**	**J2N961AL**
		Dilution Factor: 1		Analysis Time..: 12:06	Analyst ID.....: 002260	
		Instrument ID..: I7		MDL.....: 2.3		

NOTE(S):

J Method blank contamination. The associated method blank contains the target analyte at a reportable level.

B Estimated result. Result is less than RL.

Environmental Quality Mgt., Inc.

Client Sample ID: FWGLL11mw-007C-0479-GF

TOTAL Metals

Lot-Sample #...: A7G120101-008 **Matrix.....:** WG
Date Sampled...: 07/11/07 14:30 **Date Received..:** 07/12/07

PARAMETER	RESULT	REPORTING LIMIT	UNITS	METHOD	PREPARATION-ANALYSIS DATE	WORK ORDER #
Prep Batch #...: 7194017						
Silver	ND	5.0	ug/L	SW846 6010B	07/13/07	J2N981A2
		Dilution Factor: 1		Analysis Time..: 17:30	Analyst ID.....: 001887	
		Instrument ID..: I5		MDL.....: 2.1		
Aluminum	ND	50.0	ug/L	SW846 6020	07/13-07/17/07	J2N981AE
		Dilution Factor: 1		Analysis Time..: 12:08	Analyst ID.....: 002260	
		Instrument ID..: I7		MDL.....: 2.6		
Arsenic	**20.0**	**5.0**	**ug/L**	**SW846 6010B**	**07/13/07**	**J2N981AM**
		Dilution Factor: 1		Analysis Time..: 17:30	Analyst ID.....: 001887	
		Instrument ID..: I5		MDL.....: 4.3		
Barium	**84.0**	**10.0**	**ug/L**	**SW846 6010B**	**07/13/07**	**J2N981AR**
		Dilution Factor: 1		Analysis Time..: 17:30	Analyst ID.....: 001887	
		Instrument ID..: I5		MDL.....: 3.2		
Beryllium	ND	1.0	ug/L	SW846 6020	07/13-07/17/07	J2N981AG
		Dilution Factor: 1		Analysis Time..: 12:08	Analyst ID.....: 002260	
		Instrument ID..: I7		MDL.....: 0.11		
Calcium	**90500 J**	**1000**	**ug/L**	**SW846 6010B**	**07/13/07**	**J2N981AT**
		Dilution Factor: 1		Analysis Time..: 17:30	Analyst ID.....: 001887	
		Instrument ID..: I5		MDL.....: 80.0		
Cadmium	ND	0.50	ug/L	SW846 6020	07/13-07/17/07	J2N981AH
		Dilution Factor: 1		Analysis Time..: 12:08	Analyst ID.....: 002260	
		Instrument ID..: I7		MDL.....: 0.086		
Cobalt	ND	5.0	ug/L	SW846 6010B	07/13/07	J2N981AU
		Dilution Factor: 1		Analysis Time..: 17:30	Analyst ID.....: 001887	
		Instrument ID..: I5		MDL.....: 1.2		
Chromium	ND	5.0	ug/L	SW846 6010B	07/13/07	J2N981AD
		Dilution Factor: 1		Analysis Time..: 17:30	Analyst ID.....: 001887	
		Instrument ID..: I5		MDL.....: 1.6		
Copper	ND	5.0	ug/L	SW846 6010B	07/13/07	J2N981AV
		Dilution Factor: 1		Analysis Time..: 17:30	Analyst ID.....: 001887	
		Instrument ID..: I5		MDL.....: 1.8		

(Continued on next page)

Environmental Quality Mgt., Inc.

Client Sample ID: FWGLL11mw-007C-0479-GF

TOTAL Metals

Lot-Sample #...: A7G120101-008 Matrix.....: WG

PARAMETER	RESULT	REPORTING LIMIT	UNITS	METHOD	PREPARATION-ANALYSIS DATE	WORK ORDER #
Iron	**1460 J**	**20.0**	**ug/L**	**SW846 6020**	**07/13-07/17/07**	**J2N981AJ**
		Dilution Factor: 1		Analysis Time..: 12:08	Analyst ID.....: 002260	
		Instrument ID..: I7		MDL.....: 12.0		
Mercury	ND	0.20	ug/L	SW846 7470A	07/13-07/17/07	J2N981AQ
		Dilution Factor: 1		Analysis Time..: 10:30	Analyst ID.....: 001086	
		Instrument ID..: H1		MDL.....: 0.090		
Potassium	**1330 J**	**1000**	**ug/L**	**SW846 6010B**	**07/13/07**	**J2N981A1**
		Dilution Factor: 1		Analysis Time..: 17:30	Analyst ID.....: 001887	
		Instrument ID..: I5		MDL.....: 54.0		
Magnesium	**32200**	**1000**	**ug/L**	**SW846 6010B**	**07/13/07**	**J2N981AW**
		Dilution Factor: 1		Analysis Time..: 17:30	Analyst ID.....: 001887	
		Instrument ID..: I5		MDL.....: 86.0		
Manganese	**203**	**10.0**	**ug/L**	**SW846 6010B**	**07/13/07**	**J2N981AX**
		Dilution Factor: 1		Analysis Time..: 17:30	Analyst ID.....: 001887	
		Instrument ID..: I5		MDL.....: 0.23		
Sodium	**12900**	**1000**	**ug/L**	**SW846 6010B**	**07/13/07**	**J2N981AA**
		Dilution Factor: 1		Analysis Time..: 17:30	Analyst ID.....: 001887	
		Instrument ID..: I5		MDL.....: 410		
Nickel	ND	10.0	ug/L	SW846 6010B	07/13/07	J2N981A0
		Dilution Factor: 1		Analysis Time..: 17:30	Analyst ID.....: 001887	
		Instrument ID..: I5		MDL.....: 1.4		
Lead	ND	3.0	ug/L	SW846 6010B	07/13/07	J2N981AN
		Dilution Factor: 1		Analysis Time..: 17:30	Analyst ID.....: 001887	
		Instrument ID..: I5		MDL.....: 1.7		
Antimony	ND	2.0	ug/L	SW846 6020	07/13-07/17/07	J2N981AF
		Dilution Factor: 1		Analysis Time..: 12:08	Analyst ID.....: 002260	
		Instrument ID..: I7		MDL.....: 0.065		
Selenium	ND	5.0	ug/L	SW846 6010B	07/13/07	J2N981AP
		Dilution Factor: 1		Analysis Time..: 17:30	Analyst ID.....: 001887	
		Instrument ID..: I5		MDL.....: 2.4		

(Continued on next page)

Environmental Quality Mgt., Inc.

Client Sample ID: FWGLL11mw-007C-0479-GF

TOTAL Metals

Lot-Sample #...: A7G120101-008 Matrix.....: WG

PARAMETER	RESULT	REPORTING LIMIT	UNITS	METHOD	PREPARATION-ANALYSIS DATE	WORK ORDER #
Thallium	ND	1.0	ug/L	SW846 6020	07/13-07/17/07	J2N981AK
		Dilution Factor: 1		Analysis Time..: 12:08	Analyst ID.....: 002260	
		Instrument ID..: I7		MDL.....: 0.022		
Vanadium	ND	10.0	ug/L	SW846 6010B	07/13/07	J2N981AC
		Dilution Factor: 1		Analysis Time..: 17:30	Analyst ID.....: 001887	
		Instrument ID..: I5		MDL.....: 1.9		
Zinc	**3.7 B,J**	**10.0**	**ug/L**	**SW846 6020**	**07/13-07/17/07**	**J2N981AL**
		Dilution Factor: 1		Analysis Time..: 12:08	Analyst ID.....: 002260	
		Instrument ID..: I7		MDL.....: 2.3		

NOTE(S):

J Method blank contamination. The associated method blank contains the target analyte at a reportable level.

B Estimated result. Result is less than RL.

Environmental Quality Mgt., Inc.

Client Sample ID: FWGLL11mw-DUP4-0500-GF

TOTAL Metals

Lot-Sample #...: A7G120101-010 **Matrix.....:** WG
Date Sampled...: 07/11/07 14:30 **Date Received..:** 07/12/07

PARAMETER	RESULT	REPORTING LIMIT	UNITS	METHOD	PREPARATION-ANALYSIS DATE	WORK ORDER #
Prep Batch #...: 7194017						
Silver	ND	5.0 Dilution Factor: 1 Instrument ID..: I5	ug/L	SW846 6010B Analysis Time..: 17:35 MDL.....: 2.1	07/13/07 Analyst ID.....: 001887	J2PAA1A2
Aluminum	ND	50.0 Dilution Factor: 1 Instrument ID..: I7	ug/L	SW846 6020 Analysis Time..: 12:11 MDL.....: 2.6	07/13-07/17/07 Analyst ID.....: 002260	J2PAA1AE
Arsenic	**22.2**	**5.0** Dilution Factor: 1 Instrument ID..: I5	**ug/L**	**SW846 6010B** Analysis Time..: 17:35 MDL.....: 4.3	**07/13/07** Analyst ID.....: 001887	**J2PAA1AM**
Barium	**81.3**	**10.0** Dilution Factor: 1 Instrument ID..: I5	**ug/L**	**SW846 6010B** Analysis Time..: 17:35 MDL.....: 3.2	**07/13/07** Analyst ID.....: 001887	**J2PAA1AR**
Beryllium	ND	1.0 Dilution Factor: 1 Instrument ID..: I7	ug/L	SW846 6020 Analysis Time..: 12:11 MDL.....: 0.11	07/13-07/17/07 Analyst ID.....: 002260	J2PAA1AG
Calcium	**88300 J**	**1000** Dilution Factor: 1 Instrument ID..: I5	**ug/L**	**SW846 6010B** Analysis Time..: 17:35 MDL.....: 80.0	**07/13/07** Analyst ID.....: 001887	**J2PAA1AT**
Cadmium	ND	0.50 Dilution Factor: 1 Instrument ID..: I7	ug/L	SW846 6020 Analysis Time..: 12:11 MDL.....: 0.086	07/13-07/17/07 Analyst ID.....: 002260	J2PAA1AH
Cobalt	ND	5.0 Dilution Factor: 1 Instrument ID..: I5	ug/L	SW846 6010B Analysis Time..: 17:35 MDL.....: 1.2	07/13/07 Analyst ID.....: 001887	J2PAA1AU
Chromium	ND	5.0 Dilution Factor: 1 Instrument ID..: I5	ug/L	SW846 6010B Analysis Time..: 17:35 MDL.....: 1.6	07/13/07 Analyst ID.....: 001887	J2PAA1AD
Copper	ND	5.0 Dilution Factor: 1 Instrument ID..: I5	ug/L	SW846 6010B Analysis Time..: 17:35 MDL.....: 1.8	07/13/07 Analyst ID.....: 001887	J2PAA1AV

(Continued on next page)

Environmental Quality Mgt., Inc.

Client Sample ID: FWGLL11mw-DUP4-0500-GF

TOTAL Metals

Lot-Sample #...: A7G120101-010 **Matrix.....:** WG

PARAMETER	RESULT	REPORTING LIMIT	UNITS	METHOD	PREPARATION-ANALYSIS DATE	WORK ORDER #
Iron	**1460 J**	**20.0**	**ug/L**	**SW846 6020**	**07/13-07/17/07**	**J2PAA1AJ**
		Dilution Factor: 1		Analysis Time..: 12:11	Analyst ID.....: 002260	
		Instrument ID..: I7		MDL.....: 12.0		
Mercury	ND	0.20	ug/L	SW846 7470A	07/13-07/17/07	J2PAA1AQ
		Dilution Factor: 1		Analysis Time..: 10:33	Analyst ID.....: 001086	
		Instrument ID..: H1		MDL.....: 0.090		
Potassium	**1310 J**	**1000**	**ug/L**	**SW846 6010B**	**07/13/07**	**J2PAA1A1**
		Dilution Factor: 1		Analysis Time..: 17:35	Analyst ID.....: 001887	
		Instrument ID..: I5		MDL.....: 54.0		
Magnesium	**31600**	**1000**	**ug/L**	**SW846 6010B**	**07/13/07**	**J2PAA1AW**
		Dilution Factor: 1		Analysis Time..: 17:35	Analyst ID.....: 001887	
		Instrument ID..: I5		MDL.....: 86.0		
Manganese	**202**	**10.0**	**ug/L**	**SW846 6010B**	**07/13/07**	**J2PAA1AX**
		Dilution Factor: 1		Analysis Time..: 17:35	Analyst ID.....: 001887	
		Instrument ID..: I5		MDL.....: 0.23		
Sodium	**12600**	**1000**	**ug/L**	**SW846 6010B**	**07/13/07**	**J2PAA1AA**
		Dilution Factor: 1		Analysis Time..: 17:35	Analyst ID.....: 001887	
		Instrument ID..: I5		MDL.....: 410		
Nickel	ND	10.0	ug/L	SW846 6010B	07/13/07	J2PAA1A0
		Dilution Factor: 1		Analysis Time..: 17:35	Analyst ID.....: 001887	
		Instrument ID..: I5		MDL.....: 1.4		
Lead	ND	3.0	ug/L	SW846 6010B	07/13/07	J2PAA1AN
		Dilution Factor: 1		Analysis Time..: 17:35	Analyst ID.....: 001887	
		Instrument ID..: I5		MDL.....: 1.7		
Antimony	ND	2.0	ug/L	SW846 6020	07/13-07/17/07	J2PAA1AF
		Dilution Factor: 1		Analysis Time..: 12:11	Analyst ID.....: 002260	
		Instrument ID..: I7		MDL.....: 0.065		
Selenium	ND	5.0	ug/L	SW846 6010B	07/13/07	J2PAA1AP
		Dilution Factor: 1		Analysis Time..: 17:35	Analyst ID.....: 001887	
		Instrument ID..: I5		MDL.....: 2.4		

(Continued on next page)

Environmental Quality Mgt., Inc.

Client Sample ID: FWGLL11mw-DUP4-0500-GF

TOTAL Metals

Lot-Sample #...: A7G120101-010 Matrix.....: WG

PARAMETER	RESULT	REPORTING LIMIT	UNITS	METHOD	PREPARATION-ANALYSIS DATE	WORK ORDER #
Thallium	ND	1.0	ug/L	SW846 6020	07/13-07/17/07	J2PAA1AK
		Dilution Factor: 1		Analysis Time..: 12:11	Analyst ID.....: 002260	
		Instrument ID..: I7		MDL.....: 0.022		
Vanadium	ND	10.0	ug/L	SW846 6010B	07/13/07	J2PAA1AC
		Dilution Factor: 1		Analysis Time..: 17:35	Analyst ID.....: 001887	
		Instrument ID..: I5		MDL.....: 1.9		
Zinc	**3.6 B,J**	**10.0**	**ug/L**	**SW846 6020**	**07/13-07/17/07**	**J2PAA1AL**
		Dilution Factor: 1		Analysis Time..: 12:11	Analyst ID.....: 002260	
		Instrument ID..: I7		MDL.....: 2.3		

NOTE(S):

J Method blank contamination. The associated method blank contains the target analyte at a reportable level.

B Estimated result. Result is less than RL.

Environmental Quality Mgt., Inc.

Client Sample ID: FWGWBGmw-006C-0494-GF

TOTAL Metals

Lot-Sample #...: A7G120101-013 **Matrix.....:** WG
Date Sampled...: 07/11/07 09:15 **Date Received..:** 07/12/07

PARAMETER	RESULT	REPORTING LIMIT	UNITS	METHOD	PREPARATION-ANALYSIS DATE	WORK ORDER #
Prep Batch #...: 7194017						
Silver	ND	5.0 Dilution Factor: 1 Instrument ID..: I5	ug/L	SW846 6010B Analysis Time..: 17:57 MDL.....: 2.1	07/13/07 Analyst ID.....: 001887	J2PA01A2
Aluminum	ND	50.0 Dilution Factor: 1 Instrument ID..: I7	ug/L	SW846 6020 Analysis Time..: 12:14 MDL.....: 2.6	07/13-07/17/07 Analyst ID.....: 002260	J2PA01AE
Arsenic	ND	5.0 Dilution Factor: 1 Instrument ID..: I5	ug/L	SW846 6010B Analysis Time..: 17:57 MDL.....: 4.3	07/13/07 Analyst ID.....: 001887	J2PA01AM
Barium	**25.0**	**10.0** Dilution Factor: 1 Instrument ID..: I5	**ug/L**	**SW846 6010B** Analysis Time..: 17:57 MDL.....: 3.2	**07/13/07** Analyst ID.....: 001887	**J2PA01AR**
Beryllium	ND	1.0 Dilution Factor: 1 Instrument ID..: I7	ug/L	SW846 6020 Analysis Time..: 12:14 MDL.....: 0.11	07/13-07/17/07 Analyst ID.....: 002260	J2PA01AG
Calcium	**68100 J**	**1000** Dilution Factor: 1 Instrument ID..: I5	**ug/L**	**SW846 6010B** Analysis Time..: 17:57 MDL.....: 80.0	**07/13/07** Analyst ID.....: 001887	**J2PA01AT**
Cadmium	ND	0.50 Dilution Factor: 1 Instrument ID..: I7	ug/L	SW846 6020 Analysis Time..: 12:14 MDL.....: 0.086	07/13-07/17/07 Analyst ID.....: 002260	J2PA01AH
Cobalt	**1.4 B**	**5.0** Dilution Factor: 1 Instrument ID..: I5	**ug/L**	**SW846 6010B** Analysis Time..: 17:57 MDL.....: 1.2	**07/13/07** Analyst ID.....: 001887	**J2PA01AU**
Chromium	ND	5.0 Dilution Factor: 1 Instrument ID..: I5	ug/L	SW846 6010B Analysis Time..: 17:57 MDL.....: 1.6	07/13/07 Analyst ID.....: 001887	J2PA01AD
Copper	ND	5.0 Dilution Factor: 1 Instrument ID..: I5	ug/L	SW846 6010B Analysis Time..: 17:57 MDL.....: 1.8	07/13/07 Analyst ID.....: 001887	J2PA01AV

(Continued on next page)

Environmental Quality Mgt., Inc.

Client Sample ID: FWGWBGmw-006C-0494-GF

TOTAL Metals

Lot-Sample #...: A7G120101-013 Matrix.....: WG

PARAMETER	RESULT	REPORTING LIMIT	UNITS	METHOD	PREPARATION-ANALYSIS DATE	WORK ORDER #
Iron	**254 J**	**20.0**	**ug/L**	**SW846 6020**	**07/13-07/17/07**	**J2PA01AJ**
		Dilution Factor: 1		Analysis Time..: 12:14	Analyst ID.....: 002260	
		Instrument ID..: I7		MDL.....: 12.0		
Mercury	ND	0.20	ug/L	SW846 7470A	07/13-07/17/07	J2PA01AQ
		Dilution Factor: 1		Analysis Time..: 10:31	Analyst ID.....: 001086	
		Instrument ID..: H1		MDL.....: 0.090		
Potassium	**837 B,J**	**1000**	**ug/L**	**SW846 6010B**	**07/13/07**	**J2PA01A1**
		Dilution Factor: 1		Analysis Time..: 17:57	Analyst ID.....: 001887	
		Instrument ID..: I5		MDL.....: 54.0		
Magnesium	**22400**	**1000**	**ug/L**	**SW846 6010B**	**07/13/07**	**J2PA01AW**
		Dilution Factor: 1		Analysis Time..: 17:57	Analyst ID.....: 001887	
		Instrument ID..: I5		MDL.....: 86.0		
Manganese	**55.3**	**10.0**	**ug/L**	**SW846 6010B**	**07/13/07**	**J2PA01AX**
		Dilution Factor: 1		Analysis Time..: 17:57	Analyst ID.....: 001887	
		Instrument ID..: I5		MDL.....: 0.23		
Sodium	**6500**	**1000**	**ug/L**	**SW846 6010B**	**07/13/07**	**J2PA01AA**
		Dilution Factor: 1		Analysis Time..: 17:57	Analyst ID.....: 001887	
		Instrument ID..: I5		MDL.....: 410		
Nickel	**2.2 B**	**10.0**	**ug/L**	**SW846 6010B**	**07/13/07**	**J2PA01A0**
		Dilution Factor: 1		Analysis Time..: 17:57	Analyst ID.....: 001887	
		Instrument ID..: I5		MDL.....: 1.4		
Lead	ND	3.0	ug/L	SW846 6010B	07/13/07	J2PA01AN
		Dilution Factor: 1		Analysis Time..: 17:57	Analyst ID.....: 001887	
		Instrument ID..: I5		MDL.....: 1.7		
Antimony	ND	2.0	ug/L	SW846 6020	07/13-07/17/07	J2PA01AF
		Dilution Factor: 1		Analysis Time..: 12:14	Analyst ID.....: 002260	
		Instrument ID..: I7		MDL.....: 0.065		
Selenium	ND	5.0	ug/L	SW846 6010B	07/13/07	J2PA01AP
		Dilution Factor: 1		Analysis Time..: 17:57	Analyst ID.....: 001887	
		Instrument ID..: I5		MDL.....: 2.4		

(Continued on next page)

Environmental Quality Mgt., Inc.

Client Sample ID: FWGWBGmw-006C-0494-GF

TOTAL Metals

Lot-Sample #...: A7G120101-013 Matrix.....: WG

PARAMETER	RESULT	REPORTING LIMIT	UNITS	METHOD	PREPARATION-ANALYSIS DATE	WORK ORDER #
Thallium	**0.025 B**	**1.0**	**ug/L**	**SW846 6020**	**07/13-07/17/07**	**J2PA01AK**
		Dilution Factor: 1		Analysis Time..: 12:14	Analyst ID.....: 002260	
		Instrument ID..: I7		MDL.....: 0.022		
Vanadium	ND	10.0	ug/L	SW846 6010B	07/13/07	J2PA01AC
		Dilution Factor: 1		Analysis Time..: 17:57	Analyst ID.....: 001887	
		Instrument ID..: I5		MDL.....: 1.9		
Zinc	**3.6 B,J**	**10.0**	**ug/L**	**SW846 6020**	**07/13-07/17/07**	**J2PA01AL**
		Dilution Factor: 1		Analysis Time..: 12:14	Analyst ID.....: 002260	
		Instrument ID..: I7		MDL.....: 2.3		

NOTE(S):

J Method blank contamination. The associated method blank contains the target analyte at a reportable level.

B Estimated result. Result is less than RL.

Environmental Quality Mgt., Inc.

Client Sample ID: FWGLL3mw-238C-0490-GF

TOTAL Metals

Lot-Sample #...: A7G120101-015 Matrix.....: WG
Date Sampled...: 07/11/07 11:30 Date Received..: 07/12/07

PARAMETER	RESULT	REPORTING LIMIT	UNITS	METHOD	PREPARATION-ANALYSIS DATE	WORK ORDER #
Prep Batch #...: 7194017						
Silver	ND	5.0	ug/L	SW846 6010B	07/13/07	J2PA61A2
		Dilution Factor: 1		Analysis Time..: 18:02	Analyst ID.....: 001887	
		Instrument ID..: I5		MDL.....: 2.1		
Aluminum	**20.8 B**	**50.0**	**ug/L**	**SW846 6020**	**07/13-07/17/07**	**J2PA61AE**
		Dilution Factor: 1		Analysis Time..: 12:17	Analyst ID.....: 002260	
		Instrument ID..: I7		MDL.....: 2.6		
Arsenic	ND	5.0	ug/L	SW846 6010B	07/13/07	J2PA61AM
		Dilution Factor: 1		Analysis Time..: 18:02	Analyst ID.....: 001887	
		Instrument ID..: I5		MDL.....: 4.3		
Barium	**5.2 B**	**10.0**	**ug/L**	**SW846 6010B**	**07/13/07**	**J2PA61AR**
		Dilution Factor: 1		Analysis Time..: 18:02	Analyst ID.....: 001887	
		Instrument ID..: I5		MDL.....: 3.2		
Beryllium	ND	1.0	ug/L	SW846 6020	07/13-07/17/07	J2PA61AG
		Dilution Factor: 1		Analysis Time..: 12:17	Analyst ID.....: 002260	
		Instrument ID..: I7		MDL.....: 0.11		
Calcium	**34700 J**	**1000**	**ug/L**	**SW846 6010B**	**07/13/07**	**J2PA61AT**
		Dilution Factor: 1		Analysis Time..: 18:02	Analyst ID.....: 001887	
		Instrument ID..: I5		MDL.....: 80.0		
Cadmium	ND	0.50	ug/L	SW846 6020	07/13-07/17/07	J2PA61AH
		Dilution Factor: 1		Analysis Time..: 12:17	Analyst ID.....: 002260	
		Instrument ID..: I7		MDL.....: 0.086		
Cobalt	ND	5.0	ug/L	SW846 6010B	07/13/07	J2PA61AU
		Dilution Factor: 1		Analysis Time..: 18:02	Analyst ID.....: 001887	
		Instrument ID..: I5		MDL.....: 1.2		
Chromium	ND	5.0	ug/L	SW846 6010B	07/13/07	J2PA61AD
		Dilution Factor: 1		Analysis Time..: 18:02	Analyst ID.....: 001887	
		Instrument ID..: I5		MDL.....: 1.6		
Copper	ND	5.0	ug/L	SW846 6010B	07/13/07	J2PA61AV
		Dilution Factor: 1		Analysis Time..: 18:02	Analyst ID.....: 001887	
		Instrument ID..: I5		MDL.....: 1.8		

(Continued on next page)

Environmental Quality Mgt., Inc.

Client Sample ID: FWGLL3mw-238C-0490-GF

TOTAL Metals

Lot-Sample #...: A7G120101-015 Matrix.....: WG

PARAMETER	RESULT	REPORTING LIMIT	UNITS	METHOD	PREPARATION-ANALYSIS DATE	WORK ORDER #
Iron	**204 J**	**20.0**	**ug/L**	**SW846 6020**	**07/13-07/17/07**	**J2PA61AJ**
		Dilution Factor: 1		Analysis Time..: 12:17	Analyst ID.....: 002260	
		Instrument ID..: I7		MDL.....: 12.0		
Mercury	ND	0.20	ug/L	SW846 7470A	07/13-07/17/07	J2PA61AQ
		Dilution Factor: 1		Analysis Time..: 10:32	Analyst ID.....: 001086	
		Instrument ID..: H1		MDL.....: 0.090		
Potassium	**1600 J**	**1000**	**ug/L**	**SW846 6010B**	**07/13/07**	**J2PA61A1**
		Dilution Factor: 1		Analysis Time..: 18:02	Analyst ID.....: 001887	
		Instrument ID..: I5		MDL.....: 54.0		
Magnesium	**4460**	**1000**	**ug/L**	**SW846 6010B**	**07/13/07**	**J2PA61AW**
		Dilution Factor: 1		Analysis Time..: 18:02	Analyst ID.....: 001887	
		Instrument ID..: I5		MDL.....: 86.0		
Manganese	**2.9 B**	**10.0**	**ug/L**	**SW846 6010B**	**07/13/07**	**J2PA61AX**
		Dilution Factor: 1		Analysis Time..: 18:02	Analyst ID.....: 001887	
		Instrument ID..: I5		MDL.....: 0.23		
Sodium	**1370**	**1000**	**ug/L**	**SW846 6010B**	**07/13/07**	**J2PA61AA**
		Dilution Factor: 1		Analysis Time..: 18:02	Analyst ID.....: 001887	
		Instrument ID..: I5		MDL.....: 410		
Nickel	ND	10.0	ug/L	SW846 6010B	07/13/07	J2PA61A0
		Dilution Factor: 1		Analysis Time..: 18:02	Analyst ID.....: 001887	
		Instrument ID..: I5		MDL.....: 1.4		
Lead	ND	3.0	ug/L	SW846 6010B	07/13/07	J2PA61AN
		Dilution Factor: 1		Analysis Time..: 18:02	Analyst ID.....: 001887	
		Instrument ID..: I5		MDL.....: 1.7		
Antimony	ND	2.0	ug/L	SW846 6020	07/13-07/17/07	J2PA61AF
		Dilution Factor: 1		Analysis Time..: 12:17	Analyst ID.....: 002260	
		Instrument ID..: I7		MDL.....: 0.065		
Selenium	**2.9 B**	**5.0**	**ug/L**	**SW846 6010B**	**07/13/07**	**J2PA61AP**
		Dilution Factor: 1		Analysis Time..: 18:02	Analyst ID.....: 001887	
		Instrument ID..: I5		MDL.....: 2.4		

(Continued on next page)

Environmental Quality Mgt., Inc.

Client Sample ID: FWGLL3mw-238C-0490-GF

TOTAL Metals

Lot-Sample #...: A7G120101-015 Matrix.....: WG

PARAMETER	RESULT	REPORTING LIMIT	UNITS	METHOD	PREPARATION-ANALYSIS DATE	WORK ORDER #
Thallium	ND	1.0	ug/L	SW846 6020	07/13-07/17/07	J2PA61AK
		Dilution Factor: 1		Analysis Time..: 12:17	Analyst ID.....: 002260	
		Instrument ID..: I7		MDL.....: 0.022		
Vanadium	ND	10.0	ug/L	SW846 6010B	07/13/07	J2PA61AC
		Dilution Factor: 1		Analysis Time..: 18:02	Analyst ID.....: 001887	
		Instrument ID..: I5		MDL.....: 1.9		
Zinc	ND	10.0	ug/L	SW846 6020	07/13-07/17/07	J2PA61AL
		Dilution Factor: 1		Analysis Time..: 12:17	Analyst ID.....: 002260	
		Instrument ID..: I7		MDL.....: 2.3		

NOTE(S):

B Estimated result. Result is less than RL.

J Method blank contamination. The associated method blank contains the target analyte at a reportable level.

Environmental Quality Mgt., Inc.

Client Sample ID: FWGBKGmw-010C-0464-GF

TOTAL Metals

Lot-Sample #...: A7G120101-017 Matrix.....: WG
Date Sampled...: 07/11/07 14:00 Date Received..: 07/12/07

PARAMETER	RESULT	REPORTING LIMIT	UNITS	METHOD	PREPARATION-ANALYSIS DATE	WORK ORDER #
Prep Batch #...: 7194017						
Silver	ND	5.0 Dilution Factor: 1 Instrument ID..: I5	ug/L	SW846 6010B Analysis Time..: 18:07 MDL.....: 2.1	07/13/07 Analyst ID.....: 001887	J2PCP1A2
Aluminum	**107**	**50.0** Dilution Factor: 1 Instrument ID..: I7	**ug/L**	**SW846 6020** Analysis Time..: 12:20 MDL.....: 2.6	**07/13-07/17/07** Analyst ID.....: 002260	**J2PCP1AE**
Arsenic	ND	5.0 Dilution Factor: 1 Instrument ID..: I5	ug/L	SW846 6010B Analysis Time..: 18:07 MDL.....: 4.3	07/13/07 Analyst ID.....: 001887	J2PCP1AM
Barium	**15.0**	**10.0** Dilution Factor: 1 Instrument ID..: I5	**ug/L**	**SW846 6010B** Analysis Time..: 18:07 MDL.....: 3.2	**07/13/07** Analyst ID.....: 001887	**J2PCP1AR**
Beryllium	ND	1.0 Dilution Factor: 1 Instrument ID..: I7	ug/L	SW846 6020 Analysis Time..: 12:20 MDL.....: 0.11	07/13-07/17/07 Analyst ID.....: 002260	J2PCP1AG
Calcium	**11800 J**	**1000** Dilution Factor: 1 Instrument ID..: I5	**ug/L**	**SW846 6010B** Analysis Time..: 18:07 MDL.....: 80.0	**07/13/07** Analyst ID.....: 001887	**J2PCP1AT**
Cadmium	ND	0.50 Dilution Factor: 1 Instrument ID..: I7	ug/L	SW846 6020 Analysis Time..: 12:20 MDL.....: 0.086	07/13-07/17/07 Analyst ID.....: 002260	J2PCP1AH
Cobalt	ND	5.0 Dilution Factor: 1 Instrument ID..: I5	ug/L	SW846 6010B Analysis Time..: 18:07 MDL.....: 1.2	07/13/07 Analyst ID.....: 001887	J2PCP1AU
Chromium	ND	5.0 Dilution Factor: 1 Instrument ID..: I5	ug/L	SW846 6010B Analysis Time..: 18:07 MDL.....: 1.6	07/13/07 Analyst ID.....: 001887	J2PCP1AD
Copper	ND	5.0 Dilution Factor: 1 Instrument ID..: I5	ug/L	SW846 6010B Analysis Time..: 18:07 MDL.....: 1.8	07/13/07 Analyst ID.....: 001887	J2PCP1AV

(Continued on next page)

Environmental Quality Mgt., Inc.

Client Sample ID: FWGBKGmw-010C-0464-GF

TOTAL Metals

Lot-Sample #...: A7G120101-017 Matrix.....: WG

PARAMETER	RESULT	REPORTING LIMIT	UNITS	METHOD	PREPARATION-ANALYSIS DATE	WORK ORDER #
Iron	**47.1 J**	**20.0**	**ug/L**	**SW846 6020**	**07/13-07/17/07**	**J2PCP1AJ**
		Dilution Factor: 1		Analysis Time..: 12:20	Analyst ID.....: 002260	
		Instrument ID..: I7		MDL.....: 12.0		
Mercury	ND	0.20	ug/L	SW846 7470A	07/13-07/17/07	J2PCP1AQ
		Dilution Factor: 1		Analysis Time..: 10:36	Analyst ID.....: 001086	
		Instrument ID..: H1		MDL.....: 0.090		
Potassium	**715 B,J**	**1000**	**ug/L**	**SW846 6010B**	**07/13/07**	**J2PCP1A1**
		Dilution Factor: 1		Analysis Time..: 18:07	Analyst ID.....: 001887	
		Instrument ID..: I5		MDL.....: 54.0		
Magnesium	**13800**	**1000**	**ug/L**	**SW846 6010B**	**07/13/07**	**J2PCP1AW**
		Dilution Factor: 1		Analysis Time..: 18:07	Analyst ID.....: 001887	
		Instrument ID..: I5		MDL.....: 86.0		
Manganese	**79.5**	**10.0**	**ug/L**	**SW846 6010B**	**07/13/07**	**J2PCP1AX**
		Dilution Factor: 1		Analysis Time..: 18:07	Analyst ID.....: 001887	
		Instrument ID..: I5		MDL.....: 0.23		
Sodium	**3860**	**1000**	**ug/L**	**SW846 6010B**	**07/13/07**	**J2PCP1AA**
		Dilution Factor: 1		Analysis Time..: 18:07	Analyst ID.....: 001887	
		Instrument ID..: I5		MDL.....: 410		
Nickel	**23.7**	**10.0**	**ug/L**	**SW846 6010B**	**07/13/07**	**J2PCP1A0**
		Dilution Factor: 1		Analysis Time..: 18:07	Analyst ID.....: 001887	
		Instrument ID..: I5		MDL.....: 1.4		
Lead	ND	3.0	ug/L	SW846 6010B	07/13/07	J2PCP1AN
		Dilution Factor: 1		Analysis Time..: 18:07	Analyst ID.....: 001887	
		Instrument ID..: I5		MDL.....: 1.7		
Antimony	ND	2.0	ug/L	SW846 6020	07/13-07/17/07	J2PCP1AF
		Dilution Factor: 1		Analysis Time..: 12:20	Analyst ID.....: 002260	
		Instrument ID..: I7		MDL.....: 0.065		
Selenium	ND	5.0	ug/L	SW846 6010B	07/13/07	J2PCP1AP
		Dilution Factor: 1		Analysis Time..: 18:07	Analyst ID.....: 001887	
		Instrument ID..: I5		MDL.....: 2.4		

(Continued on next page)

Environmental Quality Mgt., Inc.

Client Sample ID: FWGBKGmw-010C-0464-GF

TOTAL Metals

Lot-Sample #...: A7G120101-017 **Matrix.....:** WG

PARAMETER	RESULT	REPORTING LIMIT	UNITS	METHOD	PREPARATION-ANALYSIS DATE	WORK ORDER #
Thallium	ND	1.0	ug/L	SW846 6020	07/13-07/17/07	J2PCP1AK
		Dilution Factor: 1		Analysis Time..: 12:20	Analyst ID.....: 002260	
		Instrument ID..: I7		MDL.....: 0.022		
Vanadium	ND	10.0	ug/L	SW846 6010B	07/13/07	J2PCP1AC
		Dilution Factor: 1		Analysis Time..: 18:07	Analyst ID.....: 001887	
		Instrument ID..: I5		MDL.....: 1.9		
Zinc	**4.4 B,J**	**10.0**	**ug/L**	**SW846 6020**	**07/13-07/17/07**	**J2PCP1AL**
		Dilution Factor: 1		Analysis Time..: 12:20	Analyst ID.....: 002260	
		Instrument ID..: I7		MDL.....: 2.3		

NOTE(S):

J Method blank contamination. The associated method blank contains the target analyte at a reportable level.

B Estimated result. Result is less than RL.

Environmental Quality Mgt., Inc.

Client Sample ID: FWGLL3mw-242C-0491-GF

TOTAL Metals

Lot-Sample #...: A7G120101-020 **Matrix.....:** WG
Date Sampled...: 07/11/07 15:50 **Date Received..:** 07/12/07

PARAMETER	RESULT	REPORTING LIMIT	UNITS	METHOD	PREPARATION-ANALYSIS DATE	WORK ORDER #
Prep Batch #...: 7194017						
Silver	ND	5.0	ug/L	SW846 6010B	07/13/07	J2PCW1A2
		Dilution Factor: 1		Analysis Time..: 18:12	Analyst ID.....: 001887	
		Instrument ID..: I5		MDL.....: 2.1		
Aluminum	ND	50.0	ug/L	SW846 6020	07/13-07/17/07	J2PCW1AE
		Dilution Factor: 1		Analysis Time..: 12:23	Analyst ID.....: 002260	
		Instrument ID..: I7		MDL.....: 2.6		
Arsenic	ND	5.0	ug/L	SW846 6010B	07/13/07	J2PCW1AM
		Dilution Factor: 1		Analysis Time..: 18:12	Analyst ID.....: 001887	
		Instrument ID..: I5		MDL.....: 4.3		
Barium	**8.8 B**	**10.0**	**ug/L**	**SW846 6010B**	**07/13/07**	**J2PCW1AR**
		Dilution Factor: 1		Analysis Time..: 18:12	Analyst ID.....: 001887	
		Instrument ID..: I5		MDL.....: 3.2		
Beryllium	ND	1.0	ug/L	SW846 6020	07/13-07/17/07	J2PCW1AG
		Dilution Factor: 1		Analysis Time..: 12:23	Analyst ID.....: 002260	
		Instrument ID..: I7		MDL.....: 0.11		
Calcium	**15900 J**	**1000**	**ug/L**	**SW846 6010B**	**07/13/07**	**J2PCW1AT**
		Dilution Factor: 1		Analysis Time..: 18:12	Analyst ID.....: 001887	
		Instrument ID..: I5		MDL.....: 80.0		
Cadmium	ND	0.50	ug/L	SW846 6020	07/13-07/17/07	J2PCW1AH
		Dilution Factor: 1		Analysis Time..: 12:23	Analyst ID.....: 002260	
		Instrument ID..: I7		MDL.....: 0.086		
Cobalt	ND	5.0	ug/L	SW846 6010B	07/13/07	J2PCW1AU
		Dilution Factor: 1		Analysis Time..: 18:12	Analyst ID.....: 001887	
		Instrument ID..: I5		MDL.....: 1.2		
Chromium	ND	5.0	ug/L	SW846 6010B	07/13/07	J2PCW1AD
		Dilution Factor: 1		Analysis Time..: 18:12	Analyst ID.....: 001887	
		Instrument ID..: I5		MDL.....: 1.6		
Copper	ND	5.0	ug/L	SW846 6010B	07/13/07	J2PCW1AV
		Dilution Factor: 1		Analysis Time..: 18:12	Analyst ID.....: 001887	
		Instrument ID..: I5		MDL.....: 1.8		

(Continued on next page)

Environmental Quality Mgt., Inc.

Client Sample ID: FWGLL3mw-242C-0491-GF

TOTAL Metals

Lot-Sample #...: A7G120101-020 Matrix.....: WG

PARAMETER	RESULT	REPORTING LIMIT	UNITS	METHOD	PREPARATION-ANALYSIS DATE	WORK ORDER #
Iron	**63.8 J**	**20.0**	**ug/L**	**SW846 6020**	**07/13-07/17/07**	**J2PCW1AJ**
		Dilution Factor: 1		Analysis Time..: 12:23	Analyst ID.....: 002260	
		Instrument ID..: I7		MDL.....: 12.0		
Mercury	ND	0.20	ug/L	SW846 7470A	07/13-07/17/07	J2PCW1AQ
		Dilution Factor: 1		Analysis Time..: 10:38	Analyst ID.....: 001086	
		Instrument ID..: H1		MDL.....: 0.090		
Potassium	**929 B,J**	**1000**	**ug/L**	**SW846 6010B**	**07/13/07**	**J2PCW1A1**
		Dilution Factor: 1		Analysis Time..: 18:12	Analyst ID.....: 001887	
		Instrument ID..: I5		MDL.....: 54.0		
Magnesium	**6730**	**1000**	**ug/L**	**SW846 6010B**	**07/13/07**	**J2PCW1AW**
		Dilution Factor: 1		Analysis Time..: 18:12	Analyst ID.....: 001887	
		Instrument ID..: I5		MDL.....: 86.0		
Manganese	**113**	**10.0**	**ug/L**	**SW846 6010B**	**07/13/07**	**J2PCW1AX**
		Dilution Factor: 1		Analysis Time..: 18:12	Analyst ID.....: 001887	
		Instrument ID..: I5		MDL.....: 0.23		
Sodium	**12700**	**1000**	**ug/L**	**SW846 6010B**	**07/13/07**	**J2PCW1AA**
		Dilution Factor: 1		Analysis Time..: 18:12	Analyst ID.....: 001887	
		Instrument ID..: I5		MDL.....: 410		
Nickel	**12.2**	**10.0**	**ug/L**	**SW846 6010B**	**07/13/07**	**J2PCW1A0**
		Dilution Factor: 1		Analysis Time..: 18:12	Analyst ID.....: 001887	
		Instrument ID..: I5		MDL.....: 1.4		
Lead	ND	3.0	ug/L	SW846 6010B	07/13/07	J2PCW1AN
		Dilution Factor: 1		Analysis Time..: 18:12	Analyst ID.....: 001887	
		Instrument ID..: I5		MDL.....: 1.7		
Antimony	ND	2.0	ug/L	SW846 6020	07/13-07/17/07	J2PCW1AF
		Dilution Factor: 1		Analysis Time..: 12:23	Analyst ID.....: 002260	
		Instrument ID..: I7		MDL.....: 0.065		
Selenium	ND	5.0	ug/L	SW846 6010B	07/13/07	J2PCW1AP
		Dilution Factor: 1		Analysis Time..: 18:12	Analyst ID.....: 001887	
		Instrument ID..: I5		MDL.....: 2.4		

(Continued on next page)

Environmental Quality Mgt., Inc.

Client Sample ID: FWGLL3mw-242C-0491-GF

TOTAL Metals

Lot-Sample #...: A7G120101-020 Matrix.....: WG

PARAMETER	RESULT	REPORTING LIMIT	UNITS	METHOD	PREPARATION-ANALYSIS DATE	WORK ORDER #
Thallium	ND	1.0	ug/L	SW846 6020	07/13-07/17/07	J2PCW1AK
		Dilution Factor: 1		Analysis Time..: 12:23	Analyst ID.....: 002260	
		Instrument ID..: I7		MDL.....: 0.022		
Vanadium	ND	10.0	ug/L	SW846 6010B	07/13/07	J2PCW1AC
		Dilution Factor: 1		Analysis Time..: 18:12	Analyst ID.....: 001887	
		Instrument ID..: I5		MDL.....: 1.9		
Zinc	**7.8 B,J**	**10.0**	**ug/L**	**SW846 6020**	**07/13-07/17/07**	**J2PCW1AL**
		Dilution Factor: 1		Analysis Time..: 12:23	Analyst ID.....: 002260	
		Instrument ID..: I7		MDL.....: 2.3		

NOTE(S):

B Estimated result. Result is less than RL.

J Method blank contamination. The associated method blank contains the target analyte at a reportable level.

Environmental Quality Mgt., Inc.

Client Sample ID: FWGWBGmw-007C-0495-GF

TOTAL Metals

Lot-Sample #...: A7G120101-024 **Matrix.....:** WG
Date Sampled...: 07/11/07 09:35 **Date Received..:** 07/12/07

PARAMETER	RESULT	REPORTING LIMIT	UNITS	METHOD	PREPARATION-ANALYSIS DATE	WORK ORDER #
Prep Batch #...: 7194017						
Silver	ND	5.0	ug/L	SW846 6010B	07/13/07	J2PC71A2
		Dilution Factor: 1		Analysis Time..: 18:17	Analyst ID.....: 001887	
		Instrument ID..: I5		MDL.....: 2.1		
Aluminum	ND	50.0	ug/L	SW846 6020	07/13-07/17/07	J2PC71AE
		Dilution Factor: 1		Analysis Time..: 12:25	Analyst ID.....: 002260	
		Instrument ID..: I7		MDL.....: 2.6		
Arsenic	**4.8 B**	**5.0**	**ug/L**	**SW846 6010B**	**07/13/07**	**J2PC71AM**
		Dilution Factor: 1		Analysis Time..: 18:17	Analyst ID.....: 001887	
		Instrument ID..: I5		MDL.....: 4.3		
Barium	**36.6**	**10.0**	**ug/L**	**SW846 6010B**	**07/13/07**	**J2PC71AR**
		Dilution Factor: 1		Analysis Time..: 18:17	Analyst ID.....: 001887	
		Instrument ID..: I5		MDL.....: 3.2		
Beryllium	ND	1.0	ug/L	SW846 6020	07/13-07/17/07	J2PC71AG
		Dilution Factor: 1		Analysis Time..: 12:25	Analyst ID.....: 002260	
		Instrument ID..: I7		MDL.....: 0.11		
Calcium	**64800 J**	**1000**	**ug/L**	**SW846 6010B**	**07/13/07**	**J2PC71AT**
		Dilution Factor: 1		Analysis Time..: 18:17	Analyst ID.....: 001887	
		Instrument ID..: I5		MDL.....: 80.0		
Cadmium	ND	0.50	ug/L	SW846 6020	07/13-07/17/07	J2PC71AH
		Dilution Factor: 1		Analysis Time..: 12:25	Analyst ID.....: 002260	
		Instrument ID..: I7		MDL.....: 0.086		
Cobalt	ND	5.0	ug/L	SW846 6010B	07/13/07	J2PC71AU
		Dilution Factor: 1		Analysis Time..: 18:17	Analyst ID.....: 001887	
		Instrument ID..: I5		MDL.....: 1.2		
Chromium	ND	5.0	ug/L	SW846 6010B	07/13/07	J2PC71AD
		Dilution Factor: 1		Analysis Time..: 18:17	Analyst ID.....: 001887	
		Instrument ID..: I5		MDL.....: 1.6		
Copper	ND	5.0	ug/L	SW846 6010B	07/13/07	J2PC71AV
		Dilution Factor: 1		Analysis Time..: 18:17	Analyst ID.....: 001887	
		Instrument ID..: I5		MDL.....: 1.8		

(Continued on next page)

Environmental Quality Mgt., Inc.

Client Sample ID: FWGWBGmw-007C-0495-GF

TOTAL Metals

Lot-Sample #...: A7G120101-024 Matrix.....: WG

PARAMETER	RESULT	REPORTING LIMIT	UNITS	METHOD	PREPARATION-ANALYSIS DATE	WORK ORDER #
Iron	**604 J**	**20.0**	**ug/L**	**SW846 6020**	**07/13-07/17/07**	**J2PC71AJ**
		Dilution Factor: 1		Analysis Time..: 12:25	Analyst ID.....: 002260	
		Instrument ID..: I7		MDL.....: 12.0		
Mercury	ND	0.20	ug/L	SW846 7470A	07/13-07/17/07	J2PC71AQ
		Dilution Factor: 1		Analysis Time..: 10:34	Analyst ID.....: 001086	
		Instrument ID..: H1		MDL.....: 0.090		
Potassium	**1120 J**	**1000**	**ug/L**	**SW846 6010B**	**07/13/07**	**J2PC71A1**
		Dilution Factor: 1		Analysis Time..: 18:17	Analyst ID.....: 001887	
		Instrument ID..: I5		MDL.....: 54.0		
Magnesium	**17300**	**1000**	**ug/L**	**SW846 6010B**	**07/13/07**	**J2PC71AW**
		Dilution Factor: 1		Analysis Time..: 18:17	Analyst ID.....: 001887	
		Instrument ID..: I5		MDL.....: 86.0		
Manganese	**118**	**10.0**	**ug/L**	**SW846 6010B**	**07/13/07**	**J2PC71AX**
		Dilution Factor: 1		Analysis Time..: 18:17	Analyst ID.....: 001887	
		Instrument ID..: I5		MDL.....: 0.23		
Sodium	**4990**	**1000**	**ug/L**	**SW846 6010B**	**07/13/07**	**J2PC71AA**
		Dilution Factor: 1		Analysis Time..: 18:17	Analyst ID.....: 001887	
		Instrument ID..: I5		MDL.....: 410		
Nickel	ND	10.0	ug/L	SW846 6010B	07/13/07	J2PC71A0
		Dilution Factor: 1		Analysis Time..: 18:17	Analyst ID.....: 001887	
		Instrument ID..: I5		MDL.....: 1.4		
Lead	ND	3.0	ug/L	SW846 6010B	07/13/07	J2PC71AN
		Dilution Factor: 1		Analysis Time..: 18:17	Analyst ID.....: 001887	
		Instrument ID..: I5		MDL.....: 1.7		
Antimony	ND	2.0	ug/L	SW846 6020	07/13-07/17/07	J2PC71AF
		Dilution Factor: 1		Analysis Time..: 12:25	Analyst ID.....: 002260	
		Instrument ID..: I7		MDL.....: 0.065		
Selenium	ND	5.0	ug/L	SW846 6010B	07/13/07	J2PC71AP
		Dilution Factor: 1		Analysis Time..: 18:17	Analyst ID.....: 001887	
		Instrument ID..: I5		MDL.....: 2.4		

(Continued on next page)

Environmental Quality Mgt., Inc.

Client Sample ID: FWGWBGmw-007C-0495-GF

TOTAL Metals

Lot-Sample #...: A7G120101-024 Matrix.....: WG

PARAMETER	RESULT	REPORTING LIMIT	UNITS	METHOD	PREPARATION-ANALYSIS DATE	WORK ORDER #
Thallium	ND	1.0	ug/L	SW846 6020	07/13-07/17/07	J2PC71AK
		Dilution Factor: 1		Analysis Time..: 12:25	Analyst ID.....: 002260	
		Instrument ID..: I7		MDL.....: 0.022		
Vanadium	ND	10.0	ug/L	SW846 6010B	07/13/07	J2PC71AC
		Dilution Factor: 1		Analysis Time..: 18:17	Analyst ID.....: 001887	
		Instrument ID..: I5		MDL.....: 1.9		
Zinc	ND	10.0	ug/L	SW846 6020	07/13-07/17/07	J2PC71AL
		Dilution Factor: 1		Analysis Time..: 12:25	Analyst ID.....: 002260	
		Instrument ID..: I7		MDL.....: 2.3		

NOTE(S):

B Estimated result. Result is less than RL.

J Method blank contamination. The associated method blank contains the target analyte at a reportable level.

Environmental Quality Mgt., Inc.

Client Sample ID: FWGBKGmw-013C-0466-GF

TOTAL Metals

Lot-Sample #...: A7G120101-026 Matrix.....: WG
Date Sampled...: 07/11/07 11:10 Date Received..: 07/12/07

PARAMETER	RESULT	REPORTING LIMIT	UNITS	METHOD	PREPARATION-ANALYSIS DATE	WORK ORDER #
Prep Batch #...: 7194017						
Silver	ND	5.0 Dilution Factor: 1 Instrument ID..: I5	ug/L	SW846 6010B Analysis Time..: 18:22 MDL.....: 2.1	07/13/07 Analyst ID.....: 001887	J2PDA1DH
Aluminum	ND	50.0 Dilution Factor: 1 Instrument ID..: I7	ug/L	SW846 6020 Analysis Time..: 12:28 MDL.....: 2.6	07/13-07/17/07 Analyst ID.....: 002260	J2PDA1AL
Arsenic	**9.6**	**5.0** Dilution Factor: 1 Instrument ID..: I5	**ug/L**	**SW846 6010B** Analysis Time..: 18:22 MDL.....: 4.3	**07/13/07** Analyst ID.....: 001887	**J2PDA1CA**
Barium	**74.1**	**10.0** Dilution Factor: 1 Instrument ID..: I5	**ug/L**	**SW846 6010B** Analysis Time..: 18:22 MDL.....: 3.2	**07/13/07** Analyst ID.....: 001887	**J2PDA1CP**
Beryllium	ND	1.0 Dilution Factor: 1 Instrument ID..: I7	ug/L	SW846 6020 Analysis Time..: 12:28 MDL.....: 0.11	07/13-07/17/07 Analyst ID.....: 002260	J2PDA1AT
Calcium	**68300 J**	**1000** Dilution Factor: 1 Instrument ID..: I5	**ug/L**	**SW846 6010B** Analysis Time..: 18:22 MDL.....: 80.0	**07/13/07** Analyst ID.....: 001887	**J2PDA1CT**
Cadmium	ND	0.50 Dilution Factor: 1 Instrument ID..: I7	ug/L	SW846 6020 Analysis Time..: 12:28 MDL.....: 0.086	07/13-07/17/07 Analyst ID.....: 002260	J2PDA1AW
Cobalt	ND	5.0 Dilution Factor: 1 Instrument ID..: I5	ug/L	SW846 6010B Analysis Time..: 18:22 MDL.....: 1.2	07/13/07 Analyst ID.....: 001887	J2PDA1CW
Chromium	ND	5.0 Dilution Factor: 1 Instrument ID..: I5	ug/L	SW846 6010B Analysis Time..: 18:22 MDL.....: 1.6	07/13/07 Analyst ID.....: 001887	J2PDA1AH
Copper	ND	5.0 Dilution Factor: 1 Instrument ID..: I5	ug/L	SW846 6010B Analysis Time..: 18:22 MDL.....: 1.8	07/13/07 Analyst ID.....: 001887	J2PDA1C1

(Continued on next page)

Environmental Quality Mgt., Inc.

Client Sample ID: FWGBKGmw-013C-0466-GF

TOTAL Metals

Lot-Sample #...: A7G120101-026 **Matrix.....:** WG

PARAMETER	RESULT	REPORTING LIMIT	UNITS	METHOD	PREPARATION-ANALYSIS DATE	WORK ORDER #
Iron	**1290 J**	**20.0**	**ug/L**	**SW846 6020**	**07/13-07/17/07**	**J2PDA1A1**
		Dilution Factor: 1		Analysis Time..: 12:28	Analyst ID.....: 002260	
		Instrument ID..: I7		MDL.....: 12.0		
Mercury	ND	0.20	ug/L	SW846 7470A	07/13-07/17/07	J2PDA1CL
		Dilution Factor: 1		Analysis Time..: 10:39	Analyst ID.....: 001086	
		Instrument ID..: H1		MDL.....: 0.090		
Potassium	**1600 J,E**	**1000**	**ug/L**	**SW846 6010B**	**07/13/07**	**J2PDA1DE**
		Dilution Factor: 1		Analysis Time..: 18:22	Analyst ID.....: 001887	
		Instrument ID..: I5		MDL.....: 54.0		
Magnesium	**22900**	**1000**	**ug/L**	**SW846 6010B**	**07/13/07**	**J2PDA1C4**
		Dilution Factor: 1		Analysis Time..: 18:22	Analyst ID.....: 001887	
		Instrument ID..: I5		MDL.....: 86.0		
Manganese	**373**	**10.0**	**ug/L**	**SW846 6010B**	**07/13/07**	**J2PDA1C7**
		Dilution Factor: 1		Analysis Time..: 18:22	Analyst ID.....: 001887	
		Instrument ID..: I5		MDL.....: 0.23		
Sodium	**11000**	**1000**	**ug/L**	**SW846 6010B**	**07/13/07**	**J2PDA1AA**
		Dilution Factor: 1		Analysis Time..: 18:22	Analyst ID.....: 001887	
		Instrument ID..: I5		MDL.....: 410		
Nickel	ND	10.0	ug/L	SW846 6010B	07/13/07	J2PDA1DA
		Dilution Factor: 1		Analysis Time..: 18:22	Analyst ID.....: 001887	
		Instrument ID..: I5		MDL.....: 1.4		
Lead	ND	3.0	ug/L	SW846 6010B	07/13/07	J2PDA1CE
		Dilution Factor: 1		Analysis Time..: 18:22	Analyst ID.....: 001887	
		Instrument ID..: I5		MDL.....: 1.7		
Antimony	ND	2.0	ug/L	SW846 6020	07/13-07/17/07	J2PDA1AP
		Dilution Factor: 1		Analysis Time..: 12:28	Analyst ID.....: 002260	
		Instrument ID..: I7		MDL.....: 0.065		
Selenium	ND	5.0	ug/L	SW846 6010B	07/13/07	J2PDA1CH
		Dilution Factor: 1		Analysis Time..: 18:22	Analyst ID.....: 001887	
		Instrument ID..: I5		MDL.....: 2.4		

(Continued on next page)

Environmental Quality Mgt., Inc.

Client Sample ID: FWGBKGmw-013C-0466-GF

TOTAL Metals

Lot-Sample #...: A7G120101-026 **Matrix.....:** WG

PARAMETER	RESULT	REPORTING LIMIT	UNITS	METHOD	PREPARATION-ANALYSIS DATE	WORK ORDER #
Thallium	ND	1.0	ug/L	SW846 6020	07/13-07/17/07	J2PDA1A4
		Dilution Factor: 1		Analysis Time..: 12:28	Analyst ID.....: 002260	
		Instrument ID..: I7		MDL.....: 0.022		
Vanadium	ND	10.0	ug/L	SW846 6010B	07/13/07	J2PDA1AE
		Dilution Factor: 1		Analysis Time..: 18:22	Analyst ID.....: 001887	
		Instrument ID..: I5		MDL.....: 1.9		
Zinc	**3.0 B,J**	**10.0**	**ug/L**	**SW846 6020**	**07/13-07/17/07**	**J2PDA1A7**
		Dilution Factor: 1		Analysis Time..: 12:28	Analyst ID.....: 002260	
		Instrument ID..: I7		MDL.....: 2.3		

NOTE(S):

J Method blank contamination. The associated method blank contains the target analyte at a reportable level.

E Matrix interference.

B Estimated result. Result is less than RL.

Environmental Quality Mgt., Inc.

Client Sample ID: FWGLL11mw-002C-0478-GF

TOTAL Metals

Lot-Sample #...: A7G120101-028 Matrix.....: WG
Date Sampled...: 07/11/07 14:40 Date Received..: 07/12/07

PARAMETER	RESULT	REPORTING LIMIT	UNITS	METHOD	PREPARATION-ANALYSIS DATE	WORK ORDER #
Prep Batch #...: 7194017						
Silver	ND	5.0	ug/L	SW846 6010B	07/13/07	J2PDD1A2
		Dilution Factor: 1		Analysis Time..: 18:43	Analyst ID.....: 001887	
		Instrument ID..: I5		MDL.....: 2.1		
Aluminum	**1430**	**50.0**	**ug/L**	**SW846 6020**	**07/13-07/17/07**	**J2PDD1AE**
		Dilution Factor: 1		Analysis Time..: 12:52	Analyst ID.....: 002260	
		Instrument ID..: I7		MDL.....: 2.6		
Arsenic	ND	5.0	ug/L	SW846 6010B	07/13/07	J2PDD1AM
		Dilution Factor: 1		Analysis Time..: 18:43	Analyst ID.....: 001887	
		Instrument ID..: I5		MDL.....: 4.3		
Barium	**38.5**	**10.0**	**ug/L**	**SW846 6010B**	**07/13/07**	**J2PDD1AR**
		Dilution Factor: 1		Analysis Time..: 18:43	Analyst ID.....: 001887	
		Instrument ID..: I5		MDL.....: 3.2		
Beryllium	ND	1.0	ug/L	SW846 6020	07/13-07/17/07	J2PDD1AG
		Dilution Factor: 1		Analysis Time..: 12:52	Analyst ID.....: 002260	
		Instrument ID..: I7		MDL.....: 0.11		
Calcium	**94400 J**	**1000**	**ug/L**	**SW846 6010B**	**07/13/07**	**J2PDD1AT**
		Dilution Factor: 1		Analysis Time..: 18:43	Analyst ID.....: 001887	
		Instrument ID..: I5		MDL.....: 80.0		
Cadmium	**0.87**	**0.50**	**ug/L**	**SW846 6020**	**07/13-07/17/07**	**J2PDD1AH**
		Dilution Factor: 1		Analysis Time..: 12:52	Analyst ID.....: 002260	
		Instrument ID..: I7		MDL.....: 0.086		
Cobalt	**1.7 B**	**5.0**	**ug/L**	**SW846 6010B**	**07/13/07**	**J2PDD1AU**
		Dilution Factor: 1		Analysis Time..: 18:43	Analyst ID.....: 001887	
		Instrument ID..: I5		MDL.....: 1.2		
Chromium	**2.4 B**	**5.0**	**ug/L**	**SW846 6010B**	**07/13/07**	**J2PDD1AD**
		Dilution Factor: 1		Analysis Time..: 18:43	Analyst ID.....: 001887	
		Instrument ID..: I5		MDL.....: 1.6		
Copper	**2.3 B**	**5.0**	**ug/L**	**SW846 6010B**	**07/13/07**	**J2PDD1AV**
		Dilution Factor: 1		Analysis Time..: 18:43	Analyst ID.....: 001887	
		Instrument ID..: I5		MDL.....: 1.8		

(Continued on next page)

Environmental Quality Mgt., Inc.

Client Sample ID: FWGLL11mw-002C-0478-GF

TOTAL Metals

Lot-Sample #...: A7G120101-028 Matrix.....: WG

PARAMETER	RESULT	REPORTING LIMIT	UNITS	METHOD	PREPARATION-ANALYSIS DATE	WORK ORDER #
Iron	**2830 J**	**20.0**	**ug/L**	**SW846 6020**	**07/13-07/17/07**	**J2PDD1AJ**
		Dilution Factor: 1		Analysis Time..: 12:52	Analyst ID.....: 002260	
		Instrument ID..: I7		MDL.....: 12.0		
Mercury	ND	0.20	ug/L	SW846 7470A	07/13-07/17/07	J2PDD1AQ
		Dilution Factor: 1		Analysis Time..: 10:46	Analyst ID.....: 001086	
		Instrument ID..: H1		MDL.....: 0.090		
Potassium	**2060 J**	**1000**	**ug/L**	**SW846 6010B**	**07/13/07**	**J2PDD1A1**
		Dilution Factor: 1		Analysis Time..: 18:43	Analyst ID.....: 001887	
		Instrument ID..: I5		MDL.....: 54.0		
Magnesium	**29500**	**1000**	**ug/L**	**SW846 6010B**	**07/13/07**	**J2PDD1AW**
		Dilution Factor: 1		Analysis Time..: 18:43	Analyst ID.....: 001887	
		Instrument ID..: I5		MDL.....: 86.0		
Manganese	**500**	**10.0**	**ug/L**	**SW846 6010B**	**07/13/07**	**J2PDD1AX**
		Dilution Factor: 1		Analysis Time..: 18:43	Analyst ID.....: 001887	
		Instrument ID..: I5		MDL.....: 0.23		
Sodium	**9170**	**1000**	**ug/L**	**SW846 6010B**	**07/13/07**	**J2PDD1AA**
		Dilution Factor: 1		Analysis Time..: 18:43	Analyst ID.....: 001887	
		Instrument ID..: I5		MDL.....: 410		
Nickel	**4.2 B**	**10.0**	**ug/L**	**SW846 6010B**	**07/13/07**	**J2PDD1A0**
		Dilution Factor: 1		Analysis Time..: 18:43	Analyst ID.....: 001887	
		Instrument ID..: I5		MDL.....: 1.4		
Lead	ND	3.0	ug/L	SW846 6010B	07/13/07	J2PDD1AN
		Dilution Factor: 1		Analysis Time..: 18:43	Analyst ID.....: 001887	
		Instrument ID..: I5		MDL.....: 1.7		
Antimony	**0.19 B**	**2.0**	**ug/L**	**SW846 6020**	**07/13-07/17/07**	**J2PDD1AF**
		Dilution Factor: 1		Analysis Time..: 12:52	Analyst ID.....: 002260	
		Instrument ID..: I7		MDL.....: 0.065		
Selenium	ND	5.0	ug/L	SW846 6010B	07/13/07	J2PDD1AP
		Dilution Factor: 1		Analysis Time..: 18:43	Analyst ID.....: 001887	
		Instrument ID..: I5		MDL.....: 2.4		

(Continued on next page)

Environmental Quality Mgt., Inc.

Client Sample ID: FWGLL11mw-002C-0478-GF

TOTAL Metals

Lot-Sample #...: A7G120101-028 Matrix.....: WG

PARAMETER	RESULT	REPORTING LIMIT	UNITS	METHOD	PREPARATION-ANALYSIS DATE	WORK ORDER #
Thallium	**0.030 B**	**1.0**	**ug/L**	**SW846 6020**	**07/13-07/17/07**	**J2PDD1AK**
		Dilution Factor: 1		Analysis Time..: 12:52	Analyst ID.....: 002260	
		Instrument ID..: I7		MDL.....: 0.022		
Vanadium	**3.3 B**	**10.0**	**ug/L**	**SW846 6010B**	**07/13/07**	**J2PDD1AC**
		Dilution Factor: 1		Analysis Time..: 18:43	Analyst ID.....: 001887	
		Instrument ID..: I5		MDL.....: 1.9		
Zinc	**23.5 J**	**10.0**	**ug/L**	**SW846 6020**	**07/13-07/17/07**	**J2PDD1AL**
		Dilution Factor: 1		Analysis Time..: 12:52	Analyst ID.....: 002260	
		Instrument ID..: I7		MDL.....: 2.3		

NOTE(S):

J Method blank contamination. The associated method blank contains the target analyte at a reportable level.

B Estimated result. Result is less than RL.

Environmental Quality Mgt., Inc.

Client Sample ID: FWGEQUIPRinse3-0503-GW

TOTAL Metals

Lot-Sample #...: A7G120101-029 **Matrix.....:** WQ
Date Sampled...: 07/11/07 15:30 **Date Received..:** 07/12/07

PARAMETER	RESULT	REPORTING LIMIT	UNITS	METHOD	PREPARATION-ANALYSIS DATE	WORK ORDER #
Prep Batch #...: 7194017						
Silver	ND	5.0 Dilution Factor: 1 Instrument ID..: I5	ug/L	SW846 6010B Analysis Time..: 19:04 MDL.....: 2.1	07/13/07 Analyst ID.....: 001887	J2PDE1A7
Aluminum	**25.1 B**	**50.0** Dilution Factor: 1 Instrument ID..: I7	**ug/L**	**SW846 6020** Analysis Time..: 12:55 MDL.....: 2.6	**07/13-07/17/07** Analyst ID.....: 002260	**J2PDE1AK**
Arsenic	ND	5.0 Dilution Factor: 1 Instrument ID..: I5	ug/L	SW846 6010B Analysis Time..: 19:04 MDL.....: 4.3	07/13/07 Analyst ID.....: 001887	J2PDE1AT
Barium	ND	10.0 Dilution Factor: 1 Instrument ID..: I5	ug/L	SW846 6010B Analysis Time..: 19:04 MDL.....: 3.2	07/13/07 Analyst ID.....: 001887	J2PDE1AX
Beryllium	ND	1.0 Dilution Factor: 1 Instrument ID..: I7	ug/L	SW846 6020 Analysis Time..: 12:55 MDL.....: 0.11	07/13-07/17/07 Analyst ID.....: 002260	J2PDE1AM
Calcium	ND	1000 Dilution Factor: 1 Instrument ID..: I5	ug/L	SW846 6010B Analysis Time..: 19:04 MDL.....: 80.0	07/13/07 Analyst ID.....: 001887	J2PDE1A0
Cadmium	ND	0.50 Dilution Factor: 1 Instrument ID..: I7	ug/L	SW846 6020 Analysis Time..: 12:55 MDL.....: 0.086	07/13-07/17/07 Analyst ID.....: 002260	J2PDE1AN
Cobalt	ND	5.0 Dilution Factor: 1 Instrument ID..: I5	ug/L	SW846 6010B Analysis Time..: 19:04 MDL.....: 1.2	07/13/07 Analyst ID.....: 001887	J2PDE1A1
Chromium	ND	5.0 Dilution Factor: 1 Instrument ID..: I5	ug/L	SW846 6010B Analysis Time..: 19:04 MDL.....: 1.6	07/13/07 Analyst ID.....: 001887	J2PDE1CA
Copper	ND	5.0 Dilution Factor: 1 Instrument ID..: I5	ug/L	SW846 6010B Analysis Time..: 19:04 MDL.....: 1.8	07/13/07 Analyst ID.....: 001887	J2PDE1A2

(Continued on next page)

Environmental Quality Mgt., Inc.

Client Sample ID: FWGEQUIPRinse3-0503-GW

TOTAL Metals

Lot-Sample #...: A7G120101-029 Matrix.....: WQ

PARAMETER	RESULT	REPORTING LIMIT	UNITS	METHOD	PREPARATION-ANALYSIS DATE	WORK ORDER #
Iron	ND	20.0	ug/L	SW846 6020	07/13-07/17/07	J2PDE1AP
		Dilution Factor: 1		Analysis Time..: 12:55	Analyst ID.....: 002260	
		Instrument ID..: I7		MDL.....: 12.0		
Mercury	ND	0.20	ug/L	SW846 7470A	07/13-07/17/07	J2PDE1AW
		Dilution Factor: 1		Analysis Time..: 10:47	Analyst ID.....: 001086	
		Instrument ID..: H1		MDL.....: 0.090		
Potassium	**150 B,J**	**1000**	**ug/L**	**SW846 6010B**	**07/13/07**	**J2PDE1A6**
		Dilution Factor: 1		Analysis Time..: 19:04	Analyst ID.....: 001887	
		Instrument ID..: I5		MDL.....: 54.0		
Magnesium	ND	1000	ug/L	SW846 6010B	07/13/07	J2PDE1A3
		Dilution Factor: 1		Analysis Time..: 19:04	Analyst ID.....: 001887	
		Instrument ID..: I5		MDL.....: 86.0		
Manganese	**0.34 B**	**10.0**	**ug/L**	**SW846 6010B**	**07/13/07**	**J2PDE1A4**
		Dilution Factor: 1		Analysis Time..: 19:04	Analyst ID.....: 001887	
		Instrument ID..: I5		MDL.....: 0.23		
Sodium	ND	1000	ug/L	SW846 6010B	07/13/07	J2PDE1A8
		Dilution Factor: 1		Analysis Time..: 19:04	Analyst ID.....: 001887	
		Instrument ID..: I5		MDL.....: 410		
Nickel	ND	10.0	ug/L	SW846 6010B	07/13/07	J2PDE1A5
		Dilution Factor: 1		Analysis Time..: 19:04	Analyst ID.....: 001887	
		Instrument ID..: I5		MDL.....: 1.4		
Lead	ND	3.0	ug/L	SW846 6010B	07/13/07	J2PDE1AU
		Dilution Factor: 1		Analysis Time..: 19:04	Analyst ID.....: 001887	
		Instrument ID..: I5		MDL.....: 1.7		
Antimony	ND	2.0	ug/L	SW846 6020	07/13-07/17/07	J2PDE1AL
		Dilution Factor: 1		Analysis Time..: 12:55	Analyst ID.....: 002260	
		Instrument ID..: I7		MDL.....: 0.065		
Selenium	ND	5.0	ug/L	SW846 6010B	07/13/07	J2PDE1AV
		Dilution Factor: 1		Analysis Time..: 19:04	Analyst ID.....: 001887	
		Instrument ID..: I5		MDL.....: 2.4		

(Continued on next page)

Environmental Quality Mgt., Inc.

Client Sample ID: FWGEQUIPRinse3-0503-GW

TOTAL Metals

Lot-Sample #...: A7G120101-029 **Matrix.....:** WQ

PARAMETER	RESULT	REPORTING LIMIT	UNITS	METHOD	PREPARATION-ANALYSIS DATE	WORK ORDER #
Thallium	ND	1.0	ug/L	SW846 6020	07/13-07/17/07	J2PDE1AQ
		Dilution Factor: 1		Analysis Time..: 12:55	Analyst ID.....: 002260	
		Instrument ID..: I7		MDL.....: 0.022		
Vanadium	ND	10.0	ug/L	SW846 6010B	07/13/07	J2PDE1A9
		Dilution Factor: 1		Analysis Time..: 19:04	Analyst ID.....: 001887	
		Instrument ID..: I5		MDL.....: 1.9		
Zinc	ND	10.0	ug/L	SW846 6020	07/13-07/17/07	J2PDE1AR
		Dilution Factor: 1		Analysis Time..: 12:55	Analyst ID.....: 002260	
		Instrument ID..: I7		MDL.....: 2.3		

NOTE(S):

B Estimated result. Result is less than RL.

J Method blank contamination. The associated method blank contains the target analyte at a reportable level.

```
:       Instrument Upload                                    Run Log - Page  1 :
:       Started Fri Jul 13 06:31:30 2007 by COUNTSK                            :
:       Data File: UPL$CAN_DATA_ROOT:<TJA>I50712A.ARC;1                        :
```

#	WorkOrder	Dilution	Date	Time	Batch	Lot	Instrument
1	STD1	1	12-JUL-2007	22:43:00			I5
2	CAL1	1	12-JUL-2007	22:48:00			I5
3	CAL2	1	12-JUL-2007	22:54:00			I5
4	CAL3	1	12-JUL-2007	23:01:00			I5
5	SCAL	1	12-JUL-2007	23:07:00			I5
6	CAL	1	12-JUL-2007	23:12:00			I5
7	ICV	1	12-JUL-2007	23:20:00			I5
8	ICB	1	12-JUL-2007	23:29:00			I5
9	CRI	MRL	12-JUL-2007	23:34:00			I5
10	ICSA	1	12-JUL-2007	23:40:00			I5
11	ICSAB	1	12-JUL-2007	23:45:00			I5
12	CCV	1	12-JUL-2007	23:54:00			I5
13	CCB	1	13-JUL-2007	00:03:00			I5
14	J2CCJB	1	13-JUL-2007	00:08:00	7186016	A7G050000	I5
15	J2CCJC	1	13-JUL-2007	00:13:00	7186016	A7G050000	I5
16	J2APT	1	13-JUL-2007	00:21:00	7186016	A7G030401	I5
17	J2APTL	1	13-JUL-2007	00:26:00			I5
18	J2APTX	1	13-JUL-2007	00:31:00	7186016	A7G030401	I5
19	J2APTS	1	13-JUL-2007	00:35:00	7186016	A7G030401	I5
20	J2AP9	1	13-JUL-2007	00:42:00	7186016	A7G030401	I5
21	J2AQA	1	13-JUL-2007	00:47:00	7186016	A7G030401	I5
22	J2JJ2B	1	13-JUL-2007	00:56:00	7191020	A7G100000	I5
23	J2JJ2C	1	13-JUL-2007	01:01:00	7191020	A7G100000	I5
24	CCV	1	13-JUL-2007	01:10:00			I5
25	CCB	1	13-JUL-2007	01:19:00			I5
26	J2FNA	1	13-JUL-2007	01:24:00	7191020	A7G060249	I5
27	J2FNAL	1	13-JUL-2007	01:29:00			I5
28	J2FNAX	1	13-JUL-2007	01:34:00	7191020	A7G060249	I5
29	J2FNAS	1	13-JUL-2007	01:39:00	7191020	A7G060249	I5
30	J2FPR	1	13-JUL-2007	01:45:00	7191020	A7G060249	I5
31	J2FRN	1	13-JUL-2007	01:50:00	7191020	A7G060249	I5
32	J2FRP	1	13-JUL-2007	01:55:00	7191020	A7G060249	I5
33	J2FRT	1	13-JUL-2007	02:00:00	7191020	A7G060249	I5
34	J2FRV	1	13-JUL-2007	02:05:00	7191020	A7G060249	I5
35	J2LH2B	1	13-JUL-2007	02:14:00	7192018	A7G110000	I5
36	CCV	1	13-JUL-2007	02:20:00			I5
37	CCB	1	13-JUL-2007	02:28:00			I5
38	J2LH2C	1	13-JUL-2007	02:33:00	7192018	A7G110000	I5
39	J2JL2	1	13-JUL-2007	02:40:00	7192018	A7G100102	I5
40	J2JL4	1	13-JUL-2007	02:44:00	7192018	A7G100102	I5
41	J2JL6	1	13-JUL-2007	02:49:00	7192018	A7G100102	I5
42	J2JL7	1	13-JUL-2007	02:54:00	7192018	A7G100102	I5
43	J2JMC	1	13-JUL-2007	02:59:00	7192018	A7G100102	I5
44	J2JMCL	1	13-JUL-2007	03:04:00			I5

---------- (continued) ----------

#	WorkOrder	Dilution	Date	Time	Batch	Lot	Instrument
45	J2JMCX	1	13-JUL-2007	03:09:00	7192018	A7G100102	I5
46	J2JMCS	1	13-JUL-2007	03:14:00	7192018	A7G100102	I5
47	J2JMF	1	13-JUL-2007	03:21:00	7192018	A7G100102	I5
48	CCV	1	13-JUL-2007	03:30:00			I5
49	CCB	1	13-JUL-2007	03:39:00			I5
50	J2JMH	1	13-JUL-2007	03:44:00	7192018	A7G100102	I5
51	J2JML	1	13-JUL-2007	03:49:00	7192018	A7G100102	I5
52	J2JMN	1	13-JUL-2007	03:54:00	7192018	A7G100102	I5
53	J2JMR	1	13-JUL-2007	03:59:00	7192018	A7G100102	I5
54	J2N7MB	1	13-JUL-2007	04:08:00	7193020	A7G120000	I5
55	J2N7MC	1	13-JUL-2007	04:12:00	7193020	A7G120000	I5
56	J2LKP	1	13-JUL-2007	04:19:00	7193020	A7G110101	I5
57	J2LKR	1	13-JUL-2007	04:24:00	7193020	A7G110101	I5
58	J2LKT	1	13-JUL-2007	04:29:00	7193020	A7G110101	I5
59	J2LKW	1	13-JUL-2007	04:34:00	7193020	A7G110101	I5
60	CCV	1	13-JUL-2007	04:43:00			I5
61	CCB	1	13-JUL-2007	04:52:00			I5
62	J2LK1	1	13-JUL-2007	04:57:00	7193020	A7G110101	I5
63	J2LK7	1	13-JUL-2007	05:02:00	7193020	A7G110101	I5
64	J2LK7L	1	13-JUL-2007	05:07:00			I5
65	J2LK7X	1	13-JUL-2007	05:12:00	7193020	A7G110101	I5
66	J2LK7S	1	13-JUL-2007	05:17:00	7193020	A7G110101	I5
67	J2LK9	1	13-JUL-2007	05:23:00	7193020	A7G110101	I5
68	J2LLD	1	13-JUL-2007	05:28:00	7193020	A7G110101	I5
69	J2LLF	1	13-JUL-2007	05:33:00	7193020	A7G110101	I5
70	J2LLM	1	13-JUL-2007	05:38:00	7193020	A7G110101	I5
71	J2LLQ	1	13-JUL-2007	05:43:00	7193020	A7G110101	I5
72	CCV	1	13-JUL-2007	05:52:00			I5
73	CCB	1	13-JUL-2007	06:01:00			I5
74	J2LLT	1	13-JUL-2007	06:06:00	7193020	A7G110101	I5
75	J2LLX	1	13-JUL-2007	06:11:00	7193020	A7G110101	I5
76	J17NKT	1	13-JUL-2007	06:16:00			I5
77	J17NPT	1	13-JUL-2007	06:21:00			I5
78	J17NPTL	1	13-JUL-2007	06:26:00			I5
79	CRI	MRL	13-JUL-2007	06:39:00			I5
80	CCV	1	13-JUL-2007	06:45:00			I5
81	CCB	1	13-JUL-2007	06:54:00			I5
82	J17NPT	5	13-JUL-2007	07:12:00			I5
83	J17NPTL	1	13-JUL-2007	07:17:00			I5
84	J17NPT	100	13-JUL-2007	07:22:00			I5
85	J17NPTL	1	13-JUL-2007	07:27:00			I5
86	CCV	1	13-JUL-2007	07:34:00			I5
87	CCB	1	13-JUL-2007	07:43:00			I5
88	CCV	1	13-JUL-2007	13:15:00			I5

(continued)

#	WorkOrder	Dilution	Date	Time	Batch	Lot	Instrument
89	CCB	1	13-JUL-2007	13:24:00			I5
90	J2R7RB	1	13-JUL-2007	13:40:00			I5
91	J2R7RC	1	13-JUL-2007	13:45:00			I5
92	J2QNH	1	13-JUL-2007	13:50:00			I5
93	J2QNHL	1	13-JUL-2007	13:55:00			I5
94	J2QNHS	1	13-JUL-2007	14:00:00			I5
95	J2QNHD	1	13-JUL-2007	14:05:00			I5
96	J2QNV	1	13-JUL-2007	14:11:00			I5
97	J2QN0	1	13-JUL-2007	14:16:00			I5
98	CCV	1	13-JUL-2007	14:24:00			I5
99	CCB	1	13-JUL-2007	14:32:00			I5
100	J2P6LBT	1	13-JUL-2007	14:44:00	7194018	A7G120000	I5
101	J2R75BT	1	13-JUL-2007	14:49:00	7194018	A7G130000	I5
102	J2R75CT	1	13-JUL-2007	14:54:00	7194018	A7G130000	I5
103	J2KQ6T	1	13-JUL-2007	15:00:00	7194018	A7G100221	I5
104	J2KQ6T	5	13-JUL-2007	15:04:00	7194018	A7G100221	I5
105	J2KQ6TS	5	13-JUL-2007	15:09:00	7194018	A7G100221	I5
106	J2KQ6TD	5	13-JUL-2007	15:14:00	7194018	A7G100221	I5
107	J2KQ7T	1	13-JUL-2007	15:20:00	7194018	A7G100221	I5
108	CCV	1	13-JUL-2007	15:28:00			I5
109	CCB	1	13-JUL-2007	15:36:00			I5
110	J2R71B	1	13-JUL-2007	15:41:00	7194016	A7G130000	I5
111	J2R71C	1	13-JUL-2007	15:46:00	7194016	A7G130000	I5
112	J2Q9K	1	13-JUL-2007	15:52:00	7194016	A7G120309	I5
113	J2Q9KL	1	13-JUL-2007	15:57:00			I5
114	J2Q9KX	1	13-JUL-2007	16:02:00	7194016	A7G120309	I5
115	J2Q9KS	1	13-JUL-2007	16:07:00	7194016	A7G120309	I5
116	J2Q9M	1	13-JUL-2007	16:13:00	7194016	A7G120309	I5
117	J2Q9R	1	13-JUL-2007	16:18:00	7194016	A7G120309	I5
118	J2Q9T	1	13-JUL-2007	16:23:00	7194016	A7G120309	I5
119	J2Q9W	1	13-JUL-2007	16:28:00	7194016	A7G120309	I5
120	CCV	1	13-JUL-2007	16:36:00			I5
121	CCB	1	13-JUL-2007	16:44:00			I5
122	J2Q91	1	13-JUL-2007	16:49:00	7194016	A7G120309	I5
123	J2Q98	1	13-JUL-2007	16:54:00	7194016	A7G120309	I5
124	J2RAD	1	13-JUL-2007	16:59:00	7194016	A7G120309	I5
125	J2R73B	1	13-JUL-2007	17:05:00	7194017	A7G130000	I5
126	J2R73C	1	13-JUL-2007	17:10:00	7194017	A7G130000	I5
127	J2N92	1	13-JUL-2007	17:15:00	7194017	A7G120101	I5
128	J2N94	1	13-JUL-2007	17:20:00	7194017	A7G120101	I5
129	J2N96	1	13-JUL-2007	17:25:00	7194017	A7G120101	I5
130	J2N98	1	13-JUL-2007	17:30:00	7194017	A7G120101	I5
131	J2PAA	1	13-JUL-2007	17:35:00	7194017	A7G120101	I5
132	CCV	1	13-JUL-2007	17:43:00			I5

L WAS RUN @ 11:17 5 ON 7.16.07

(continued)

#	WorkOrder	Dilution	Date	Time	Batch	Lot	Instrument
133	CCB	1	13-JUL-2007	17:52:00			I5
134	J2PA0	1	13-JUL-2007	17:57:00	7194017	A7G120101	I5
135	J2PA6	1	13-JUL-2007	18:02:00	7194017	A7G120101	I5
136	J2RGP	1	13-JUL-2007	18:07:00	7194017	A7G120101	I5
137	J2PCW	1	13-JUL-2007	18:12:00	7194017	A7G120101	I5
138	J2DG7	1	13-JUL-2007	18:17:00	7194017	A7G120101	I5
139	J2PDA	1	13-JUL-2007	18:22:00	7194017	A7G120101	I5
140	J2PDAL	1	13-JUL-2007	18:27:00			I5
141	J2PDAX	1	13-JUL-2007	18:32:00	7194017	A7G120101	I5
142	J2PDAS	1	13-JUL-2007	18:37:00	7194017	A7G120101	I5
143	J2PDD	1	13-JUL-2007	18:43:00	7194017	A7G120101	I5
144	CCV	1	13-JUL-2007	18:51:00			I5
145	CCB	1	13-JUL-2007	18:59:00			I5
146	J2PDE	1	13-JUL-2007	19:04:00	7194017	A7G120101	I5
147	J2R7XB	1	13-JUL-2007	19:10:00	7194014	A7G130000	I5
148	J2R7XC	1	13-JUL-2007	19:15:00	7194014	A7G130000	I5
149	J2QE9	1	13-JUL-2007	19:20:00	7194014	A7G120200	I5
150	J2QE9L	1	13-JUL-2007	19:25:00			I5
151	J2QFG	1	13-JUL-2007	19:30:00	7194014	A7G120200	I5
152	J2PPT	1	13-JUL-2007	19:35:00	7194014	7G12131	I5
153	J2PVX	1	13-JUL-2007	19:40:00	7194014	7G12141	I5
154	J2PWD	1	13-JUL-2007	19:45:00	7194014	7G12141	I5
155	J2QVC	1	13-JUL-2007	19:50:00	7194014	A7G120257	I5
156	CCV	1	13-JUL-2007	19:58:00			I5
157	CCB	1	13-JUL-2007	20:07:00			I5
158	J2QVN	1	13-JUL-2007	20:12:00	7194014	A7G120257	I5
159	J2RGW	1	13-JUL-2007	20:17:00	7194014	A7G120335	I5
160	J2RG7	1	13-JUL-2007	20:21:00	7194014	A7G120335	I5
161	J2RHQ	1	13-JUL-2007	20:26:00	7194014	A7G120335	I5
162	J2PP7	1	13-JUL-2007	20:31:00	7194014	A7G120133	I5
163	J2PQA	1	13-JUL-2007	20:36:00	7194014	A7G120133	I5
164	J2PW1	1	13-JUL-2007	20:41:00	7194014	A7G120148	I5
165	J2PW1S	1	13-JUL-2007	20:46:00	7194014	A7G120148	I5
166	J2PW1D	1	13-JUL-2007	20:51:00	7194014	A7G120148	I5
167	J2QGK	1	13-JUL-2007	20:57:00	7194014	A7G120205	I5
168	CCV	1	13-JUL-2007	21:08:00			I5
169	CCB	1	13-JUL-2007	21:16:00			I5
170	J2QG7	1	13-JUL-2007	21:21:00	7194014	A7G120205	I5
171	J2Q20	1	13-JUL-2007	21:26:00	7194014	A7G120284	I5
172	J2Q3H	1	13-JUL-2007	21:31:00	7194014	A7G120284	I5
173	J2Q30	1	13-JUL-2007	21:36:00	7194014	A7G120284	I5
174	J2Q72	1	13-JUL-2007	21:41:00	7194014	A7G120300	I5
175	J2P70	1	13-JUL-2007	21:46:00	7194014	A7G120194	I5
176	J2P6HBT	1	13-JUL-2007	21:51:00	7194019	A7G120000	I5

(continued)

```
:       Instrument Upload                                    Run Log - Page  5 :
:       Started Mon Jul 16 11:28:28 2007 by WILLIAML                           :
:       Data File: UPL$CAN_DATA_ROOT:<TJA>I50712A.ARC;1                        :
```

#	WorkOrder	Dilution	Date	Time	Batch	Lot	Instrument
177	J2R77BT	1	13-JUL-2007	21:56:00	7194019	A7G130000	I5
178	J2R77CT	1	13-JUL-2007	22:01:00	7194019	A7G130000	I5
179	J2J1CT	1	13-JUL-2007	22:07:00	7194019	A7G100142	I5
180	CCV	1	13-JUL-2007	22:15:00			I5
181	CCB	1	13-JUL-2007	22:23:00			I5
182	J2J1CTL	1	13-JUL-2007	22:28:00			I5
183	J2J1CTS	5	13-JUL-2007	22:33:00	7194019	A7G100142	I5
184	J2J1CTD	5	13-JUL-2007	22:38:00	7194019	A7G100142	I5
185	CRI	MRL	13-JUL-2007	22:46:00			I5
186	CCV	1	13-JUL-2007	22:53:00			I5
187	CCB	1	13-JUL-2007	23:01:00			I5

```
---------------------------------- End of Report ----------------------------
```

STL North Canton

Metals Data Reporting Form

Initial Calibration Blank Results

Instrument: ICPST **Units:** ug/L

Chart Number: I50712A.arc

Standard Source: _____ **Standard ID:** _____

Element	WL/ Mass	Report Limit	ICB 7/12/2007 11:29 PM Found	Q	Found	Q	Found	Q	Found	Q	Found	Q
Arsenic	189.042	5	1.9	U								
Barium	493.409	10	0.2	U								
Calcium	317.933	1000	3.7	B								
Chromium	267.716	5	0.6	U								
Cobalt	228.616	5	0.6	U								
Copper	324.753	5	1.1	U								
Lead	220.353	3	1.1	U								
Magnesium	279.078	1000	8.0	B								
Manganese	257.61	10	0.1	B								
Nickel	231.604	10	1.7	U								
Potassium	766.491	1000	151.0	B								
Selenium	196.026	5	2.5	U								
Silver	328.068	5	1.2	U								
Sodium	330.232	1000	510.0	B								
Vanadium	292.402	10	0.9	B								

U Result is less than the IDL

B Result is between IDL and RL

STL North Canton

Metals Data Reporting Form

Continuing Calibration Blank Results

Instrument: ICPST **Units:** ug/L

Chart Number: I50712A.arc

Standard Source: _____ **Standard ID:** _____

Element	WL/ Mass	Report Limit	CCB 1 7/13/2007 12:03 AM Found	Q	CCB 2 7/13/2007 4:44 PM Found	Q	CCB 3 7/13/2007 5:52 PM Found	Q	CCB 4 7/13/2007 6:59 PM Found	Q	CCB 5 7/13/2007 8:07 PM Found	Q
Arsenic	189.042	5	1.9	U	1.9	U	1.9	U	1.9	U	1.9	U
Barium	493.409	10	**0.3**	**B**	**0.4**	**B**	**0.3**	**B**	**0.4**	**B**	**0.4**	**B**
Calcium	317.933	1000	**7.3**	**B**	**5.3**	**B**	3.4	U	**5.5**	**B**	**5.3**	**B**
Chromium	267.716	5	0.6	U	0.6	U	0.6	U	0.6	U	0.6	U
Cobalt	228.616	5	0.6	U	0.6	U	0.6	U	0.6	U	0.6	U
Copper	324.753	5	1.1	U	1.1	U	1.1	U	1.1	U	1.1	U
Lead	220.353	3	1.1	U	1.1	U	**1.3**	**B**	1.1	U	1.1	U
Magnesium	279.078	1000	**10.4**	**B**	**8.1**	**B**	**7.6**	**B**	**7.2**	**B**	**4.4**	**B**
Manganese	257.61	10	**0.3**	**B**	**0.3**	**B**	**0.2**	**B**	**0.2**	**B**	**0.2**	**B**
Nickel	231.604	10	1.7	U	1.7	U	1.7	U	1.7	U	1.7	U
Potassium	766.491	1000	**148.0**	**B**	**157.0**	**B**	**150.0**	**B**	**147.0**	**B**	**152.0**	**B**
Selenium	196.026	5	**-3.0**	**B**	2.5	U	2.5	U	2.5	U	2.5	U
Silver	328.068	5	1.2	U	1.2	U	1.2	U	1.2	U	1.2	U
Sodium	330.232	1000	**-660.0**	**B**	**-490.0**	**B**	**-400.0**	**B**	**-640.0**	**B**	**-420.0**	**B**
Vanadium	292.402	10	**0.5**	**B**	**0.9**	**B**	**0.7**	**B**	**0.5**	**B**	0.4	U

U Result is less than the IDL

B Result is between IDL and RL

Form 3 Equivalent

STL North Canton

Metals Data Reporting Form

Continuing Calibration Blank Results

Instrument: ICPST **Units:** ug/L

Chart Number: I50712A.arc

Standard Source: _____ **Standard ID:** _____

Element	WL/ Mass	Report Limit	CCB 7/13/2007 9:16 PM Found	Q	CCB 7/13/2007 10:23 PM Found	Q	CCB 7/13/2007 11:01 PM Found	Q	Found	Q	Found	Q
Arsenic	189.042	5	1.9	U	1.9	U	1.9	U				
Barium	493.409	10	**0.4**	**B**	**0.4**	**B**	**0.4**	**B**				
Calcium	317.933	1000	**6.7**	**B**	**7.0**	**B**	**3.5**	**B**				
Chromium	267.716	5	**0.9**	**B**	**0.9**	**B**	0.6	U				
Cobalt	228.616	5	0.6	U	0.6	U	0.6	U				
Copper	324.753	5	**1.2**	**B**	1.1	U	1.1	U				
Lead	220.353	3	**1.1**	**B**	1.1	U	**1.6**	**B**				
Magnesium	279.078	1000	**9.6**	**B**	**12.4**	**B**	**3.7**	**B**				
Manganese	257.61	10	**0.5**	**B**	**0.4**	**B**	**0.3**	**B**				
Nickel	231.604	10	1.7	U	1.7	U	1.7	U				
Potassium	766.491	1000	**159.0**	**B**	**157.0**	**B**	**157.0**	**B**				
Selenium	196.026	5	2.5	U	2.5	U	2.5	U				
Silver	328.068	5	1.2	U	1.2	U	1.2	U				
Sodium	330.232	1000	**-330.0**	**B**	320.0	U	320.0	U				
Vanadium	292.402	10	**0.5**	**B**	**0.8**	**B**	**0.6**	**B**				

U Result is less than the IDL

B Result is between IDL and RL

Form 3 Equivalent

STL North Canton

Metals Data Reporting Form

Serial Dilution RPD Report

Serial Dilution Sample ID: J2PDAL

Original Sample ID: J2PDA **Client ID:** FWGBKGmw-013C-0466-GF

Matrix: Water **Units:** ug/L **Prep Date:** 7/13/2007 **Prep Batch:** 7194017

Weight: NA **Volume:** NA **Percent Moisture:** NA

Element	WL/ Mass	OS Conc	Q	Serial Dilution Conc	Q	Percent Diff	OS DF	Ser Dil DF	Instr	OS Anal Date	OS Anal Time	Ser Dil Anal Date	Ser Dil Anal Time
Aluminum	27	2.6	U	13.0	U		1	5	ICPMS	7/17/2007	12:28	7/17/2007	12:42
Antimony	121	0.11	U	0.55	U		1	5	ICPMS	7/17/2007	12:28	7/17/2007	12:42
Arsenic	189.042	9.6		9.5	U		1	5	ICPST	7/13/2007	18:22	7/13/2007	18:27
Barium	493.409	74.1		75.8		2.4	1	5	ICPST	7/13/2007	18:22	7/13/2007	18:27
Beryllium	9	0.013	U	0.065	U		1	5	ICPMS	7/17/2007	12:28	7/17/2007	12:42
Cadmium	111	0.015	U	0.075	U		1	5	ICPMS	7/17/2007	12:28	7/17/2007	12:42
Calcium	317.933	68300		69300		1.3	1	5	ICPST	7/13/2007	18:22	7/13/2007	18:27
Chromium	267.716	0.60	U	3.0	U		1	5	ICPST	7/13/2007	18:22	7/13/2007	18:27
Cobalt	228.616	0.63	U	3.2	U		1	5	ICPST	7/13/2007	18:22	7/13/2007	18:27
Copper	324.753	1.1	U	5.5	U		1	5	ICPST	7/13/2007	18:22	7/13/2007	18:27
Iron	57	1290		1310			1	5	ICPMS	7/17/2007	12:28	7/17/2007	12:42
Lead	220.353	1.1	U	5.5	U		1	5	ICPST	7/13/2007	18:22	7/13/2007	18:27
Magnesium	279.078	22900		22900		0.2	1	5	ICPST	7/13/2007	18:22	7/13/2007	18:27
Manganese	257.61	373		378		1.4	1	5	ICPST	7/13/2007	18:22	7/13/2007	18:27
Nickel	231.604	1.7	U	8.5	U		1	5	ICPST	7/13/2007	18:22	7/13/2007	18:27
Potassium	766.491	1600		2030	B E	27.1	1	5	ICPST	7/13/2007	18:22	7/13/2007	18:27
Selenium	196.026	2.5	U	12.5	U		1	5	ICPST	7/13/2007	18:22	7/13/2007	18:27
Silver	328.068	1.2	U	6.0	U		1	5	ICPST	7/13/2007	18:22	7/13/2007	18:27
Sodium	330.232	11000		10600			1	5	ICPST	7/13/2007	18:22	7/13/2007	18:27
Thallium	205	0.022	U	0.11	U		1	5	ICPMS	7/17/2007	12:28	7/17/2007	12:42
Vanadium	292.402	0.43	U	2.2	U		1	5	ICPST	7/13/2007	18:22	7/13/2007	18:27
Zinc	68	3.0	B	3.2	U		1	5	ICPMS	7/17/2007	12:28	7/17/2007	12:42

Comments: _____

E Serial dilution percent difference not within limits

U Result is less than the IDL

B Result is between IDL and RL

Form 9 Equivalent

: Instrument Upload Run Log - Page 1 :
: Started Wed Jul 18 04:45:09 2007 by COUNTSK :
: Data File: UPL$CAN_DATA_ROOT:<REP>071707A.REP;1 :

#	WorkOrder	Dilution	Date	Time	Batch	Lot	Instrument
1	BLANK		17-JUL-2007	07:39:59			I7
2	BLANK		17-JUL-2007	07:42:51			I7
3	BLANK		17-JUL-2007	07:45:42			I7
4	STANDARD 1		17-JUL-2007	07:48:32			I7
5	STANDARD 2		17-JUL-2007	07:51:24			I7
6	STANDARD 3		17-JUL-2007	07:54:16			I7
7	QC STD 1		17-JUL-2007	07:59:24			I7
8	QC STD 2		17-JUL-2007	08:04:31			I7
9	QC STD 3		17-JUL-2007	08:06:47			I7
10	QC STD 4		17-JUL-2007	08:09:50			I7
11	QC STD 5	Rerun	17-JUL-2007	08:12:54			I7
12	ZZZZZ		17-JUL-2007	08:18:53			I7
13	QC STD 5		17-JUL-2007	08:23:53			I7
14	QC STD 6		17-JUL-2007	08:29:52			I7
15	QC STD 7		17-JUL-2007	08:34:59			I7
16	J2LH2B		17-JUL-2007	08:37:38	7192018	A7G110000	I7
17	J2LH2C		17-JUL-2007	08:40:24	7192018	A7G110000	I7
18	J2JL2		17-JUL-2007	08:44:40	7192018	A7G100102	I7
19	J2JL4		17-JUL-2007	08:47:26	7192018	A7G100102	I7
20	J2JL6		17-JUL-2007	08:50:13	7192018	A7G100102	I7
21	J2JL7		17-JUL-2007	08:53:00	7192018	A7G100102	I7
22	J2JMC		17-JUL-2007	08:55:47	7192018	A7G100102	I7
23	J2JMCL		17-JUL-2007	08:58:35			I7
24	J2JMCX		17-JUL-2007	09:01:23	7192018	A7G100102	I7
25	J2JMCS		17-JUL-2007	09:04:12	7192018	A7G100102	I7
26	QC STD 6		17-JUL-2007	09:09:19			I7
27	QC STD 7		17-JUL-2007	09:14:26			I7
28	J2JMF		17-JUL-2007	09:16:43	7192018	A7G100102	I7
29	J2JMH		17-JUL-2007	09:19:32	7192018	A7G100102	I7
30	J2JML		17-JUL-2007	09:22:20	7192018	A7G100102	I7
31	J2JMN		17-JUL-2007	09:25:06	7192018	A7G100102	I7
32	J2JMR		17-JUL-2007	09:27:52	7192018	A7G100102	I7
33	J2N7MB		17-JUL-2007	09:32:59	7193020	A7G120000	I7
34	J2N7MC		17-JUL-2007	09:35:47	7193020	A7G120000	I7
35	J2LKP		17-JUL-2007	09:40:04	7193020	A7G110101	I7
36	J2LKR		17-JUL-2007	09:42:52	7193020	A7G110101	I7
37	J2LKT		17-JUL-2007	09:45:40	7193020	A7G110101	I7
38	QC STD 6		17-JUL-2007	09:50:48			I7
39	QC STD 7		17-JUL-2007	09:55:54			I7
40	J2LKW		17-JUL-2007	09:58:12	7193020	A7G110101	I7
41	J2LK1		17-JUL-2007	10:01:00	7193020	A7G110101	I7
42	J2LK7		17-JUL-2007	10:03:50	7193020	A7G110101	I7
43	J2LK7L		17-JUL-2007	10:06:39			I7
44	J2LK7X		17-JUL-2007	10:09:27	7193020	A7G110101	I7

(continued)

#	WorkOrder	Dilution	Date	Time	Batch	Lot	Instrument
45	J2LK7S		17-JUL-2007	10:12:14	7193020	A7G110101	I7
46	J2LK9		17-JUL-2007	10:16:31	7193020	A7G110101	I7
47	J2LLD		17-JUL-2007	10:19:18	7193020	A7G110101	I7
48	J2LLF		17-JUL-2007	10:22:06	7193020	A7G110101	I7
49	J2LLM		17-JUL-2007	10:24:53	7193020	A7G110101	I7
50	QC STD 6		17-JUL-2007	10:30:51			I7
51	QC STD 7		17-JUL-2007	10:35:58			I7
52	J2LH2C		17-JUL-2007	10:40:13	7192018	A7G110000	I7
53	J2LLQ		17-JUL-2007	10:44:31	7193020	A7G110101	I7
54	J2LLT		17-JUL-2007	10:47:19	7193020	A7G110101	I7
55	J2LLX		17-JUL-2007	10:50:08	7193020	A7G110101	I7
56	J2R71B		17-JUL-2007	10:54:27	7194016	A7G130000	I7
57	J2R71C		17-JUL-2007	10:57:17	7194016	A7G130000	I7
58	J2Q9K		17-JUL-2007	11:01:37	7194016	A7G120309	I7
59	J2Q9KL		17-JUL-2007	11:04:25			I7
60	J2Q9KX		17-JUL-2007	11:07:12	7194016	A7G120309	I7
61	J2Q9KS		17-JUL-2007	11:09:59	7194016	A7G120309	I7
62	QC STD 6		17-JUL-2007	11:15:06			I7
63	QC STD 7		17-JUL-2007	11:20:13			I7
64	J2Q9M		17-JUL-2007	11:22:29	7194016	A7G120309	I7
65	J2Q9R		17-JUL-2007	11:25:17	7194016	A7G120309	I7
66	J2Q9T		17-JUL-2007	11:28:06	7194016	A7G120309	I7
67	J2Q9W		17-JUL-2007	11:30:54	7194016	A7G120309	I7
68	J2Q91		17-JUL-2007	11:33:43	7194016	A7G120309	I7
69	J2Q98		17-JUL-2007	11:36:32	7194016	A7G120309	I7
70	J2RAD		17-JUL-2007	11:39:22	7194016	A7G120309	I7
71	J2R73B		17-JUL-2007	11:43:42	7194017	A7G130000	I7
72	J2R73C		17-JUL-2007	11:46:32	7194017	A7G130000	I7
73	J2N92		17-JUL-2007	11:50:51	7194017	A7G120101	I7
74	QC STD 6		17-JUL-2007	11:55:58			I7
75	QC STD 7		17-JUL-2007	12:01:04			I7
76	J2N94		17-JUL-2007	12:03:21	7194017	A7G120101	I7
77	J2N96		17-JUL-2007	12:06:08	7194017	A7G120101	I7
78	J2N98		17-JUL-2007	12:08:56	7194017	A7G120101	I7
79	J2PAA		17-JUL-2007	12:11:45	7194017	A7G120101	I7
80	J2PA0		17-JUL-2007	12:14:33	7194017	A7G120101	I7
81	J2PA6		17-JUL-2007	12:17:22	7194017	A7G120101	I7
82	J2PCP		17-JUL-2007	12:20:11	7194017	A7G120101	I7
83	J2PCW		17-JUL-2007	12:23:01	7194017	A7G120101	I7
84	J2PC7		17-JUL-2007	12:25:51	7194017	A7G120101	I7
85	J2PDA		17-JUL-2007	12:28:41	7194017	A7G120101	I7
86	QC STD 6		17-JUL-2007	12:33:50			I7
87	QC STD 7		17-JUL-2007	12:38:56			I7
88	J2PDAL		17-JUL-2007	12:42:16			I7

---------- (continued) ----------

```
:       Instrument Upload                                    Run Log - Page  3 :
:       Started Wed Jul 18 04:45:09 2007 by COUNTSK                            :
:       Data File: UPL$CAN_DATA_ROOT:<REP>071707A.REP;1                        :
```

#	WorkOrder	Dilution	Date	Time	Batch	Lot	Instrument
89	J2PDAX		17-JUL-2007	12:45:05	7194017	A7G120101	I7
90	J2PDAS		17-JUL-2007	12:47:53	7194017	A7G120101	I7
91	J2PDD		17-JUL-2007	12:52:11	7194017	A7G120101	I7
92	J2PDE		17-JUL-2007	12:55:00	7194017	A7G120101	I7
93	CRI		17-JUL-2007	12:57:49			I7
94	QC STD 6		17-JUL-2007	13:02:07			I7
95	QC STD 7		17-JUL-2007	13:07:13			I7

End of Report

STL North Canton

Metals Data Reporting Form

Contract Required Detection Limit Standard

Instrument: ICPMS **Units:** ug/L

Chart Number: 071707a.rep **Acceptable Range:** 50% - 150%

Standard Source: Ultra **Standard ID:**

Element	WL/ Mass	True Conc	QC Std 3 7/17/2007 8:06 AM Found	% Rec	CRI/MRL 7/17/2007 12:57 PM Found	% Rec	Found	% Rec	Found	% Rec	Found	% Rec
Aluminum	27	50.0	64.02	**128.0**	78.82	157.6						
Antimony	121	2.0	2.21	**110.7**	2.07	**103.6**						
Beryllium	9	1.0	1.03	**102.8**	0.97	**97.0**						
Cadmium	111	0.5	0.53	**105.2**	0.51	**101.4**						
Iron	57	20.0	25.42	**127.1**	26.67	133.3						
Thallium	205	1.0	1.05	**105.1**	1.03	**102.6**						
Zinc	68	10.0	9.59	**95.9**	10.13	**101.3**						

STL North Canton

Metals Data Reporting Form

Initial Calibration Blank Results

Instrument: ICPMS **Units:** ug/L

Chart Number: 071707a.rep

Standard Source: _____ **Standard ID:** _____

Element	WL/ Mass	Report Limit	QC Std 2 7/17/2007 8:04 AM Found	Q	Found	Q	Found	Q	Found	Q	Found	Q
Aluminum	27	50	**37.9**	**B**								
Antimony	121	2	**0.18**	**B**								
Beryllium	9	1	**0.015**	**B**								
Cadmium	111	0.5	0.015	U								
Iron	57	20	**7.4**	**B**								
Thallium	205	1	0.022	U								
Zinc	68	10	0.64	U								

U Result is less than the IDL

B Result is between IDL and RL

Form 3 Equivalent

STL North Canton

Metals Data Reporting Form

Continuing Calibration Blank Results

Instrument: ICPMS **Units:** ug/L

Chart Number: 071707a.rep

Standard Source: _____ **Standard ID:** _____

Element	WL/ Mass	Report Limit	QC Std 7 7/17/2007 8:34 AM Found	Q	QC Std 7 7/17/2007 11:20 AM Found	Q	QC Std 7 7/17/2007 12:01 PM Found	Q	QC Std 7 7/17/2007 12:38 PM Found	Q	QC Std 7 7/17/2007 1:07 PM Found	Q
Aluminum	27	50	**2.8**	**B**	2.6	U	**-9.8**	**B**	2.6	U	**-12**	**B**
Antimony	121	2	**0.19**	**B**	**0.12**	**B**	0.11	U	0.11	U	0.11	U
Beryllium	9	1	0.013	U	0.013	U	0.013	U	0.013	U	0.013	U
Cadmium	111	0.5	0.015	U	0.015	U	0.015	U	0.015	U	0.015	U
Iron	57	20	**6.2**	**B**	3.4	U	3.4	U	**3.8**	**B**	3.4	U
Thallium	205	1	**0.082**	**B**	0.022	U	0.022	U	0.022	U	0.022	U
Zinc	68	10	0.64	U	0.64	U	0.64	U	0.64	U	0.64	U

U Result is less than the IDL

B Result is between IDL and RL

Form 3 Equivalent

: Instrument Upload Run Log - Page 1 :
: Started Wed Jul 18 05:37:58 2007 by LISTM :
: Data File: UPL$CAN_DATA_ROOT:<LHG>HG10717A.PRN;1 :

#	WorkOrder	Dilution	Date	Time	Batch	Lot	Instrument
1	STD1REP1	1	17-JUL-2007	09:37:56			H1
2	STD2REP1	1	17-JUL-2007	09:39:33			H1
3	STD3REP1	1	17-JUL-2007	09:41:02			H1
4	STD4REP1	1	17-JUL-2007	09:42:10			H1
5	STD5REP1	1	17-JUL-2007	09:44:01			H1
6	STD6REP1	1	17-JUL-2007	09:45:32			H1
7	CK5ICV	1	17-JUL-2007	09:46:42			H1
8	CK4ICB	1	17-JUL-2007	09:47:58			H1
9	CK3CRA\MRL	1	17-JUL-2007	09:49:08			H1
10	CK2CCV	1	17-JUL-2007	09:50:17			H1
11	CK1CCB	1	17-JUL-2007	09:51:33			H1
12	J2N7KC	1	17-JUL-2007	09:52:50			H1
13	J2P6HBT	1	17-JUL-2007	09:54:24			H1
14	J2R77BT	1	17-JUL-2007	09:55:39			H1
15	J2R77CT	1	17-JUL-2007	09:57:36			H1
16	J2J1CT	1	17-JUL-2007	09:58:45			H1
17	J2J1CTS	1	17-JUL-2007	10:01:12			H1
18	J2J1CTD	1	17-JUL-2007	10:02:17			H1
19	J2R7XB	1	17-JUL-2007	10:03:26			H1
20	J2R7XC	1	17-JUL-2007	10:04:32			H1
21	J2QE9	1	17-JUL-2007	10:06:20			H1
22	CK2CCV	1	17-JUL-2007	10:07:46			H1
23	CK1CCB	1	17-JUL-2007	10:08:53			H1
24	J2QFG	1	17-JUL-2007	10:10:00			H1
25	J2PW1	1	17-JUL-2007	10:11:15			H1
26	J2PW1S	1	17-JUL-2007	10:12:30			H1
27	J2PW1D	1	17-JUL-2007	10:13:38			H1
28	J2QG7	1	17-JUL-2007	10:15:14			H1
29	J2QGK	1	17-JUL-2007	10:16:20			H1
30	J2Q30	1	17-JUL-2007	10:17:26			H1
31	J2R73B	1	17-JUL-2007	10:19:07	7194017	A7G130000	H1
32	J2R73C	1	17-JUL-2007	10:20:24	7194017	A7G130000	H1
33	J2N92	1	17-JUL-2007	10:21:32	7194017	A7G120101	H1
34	CK2CCV	1	17-JUL-2007	10:23:30			H1
35	CK1CCB	1	17-JUL-2007	10:25:56			H1
36	J2N94	1	17-JUL-2007	10:27:23	7194017	A7G120101	H1
37	J2N96	1	17-JUL-2007	10:29:08	7194017	A7G120101	H1
38	J2N98	1	17-JUL-2007	10:30:14	7194017	A7G120101	H1
39	J2PA0	1	17-JUL-2007	10:31:18	7194017	A7G120101	H1
40	J2PA6	1	17-JUL-2007	10:32:25	7194017	A7G120101	H1
41	J2PAA	1	17-JUL-2007	10:33:36	7194017	A7G120101	H1
42	J2PC7	1	17-JUL-2007	10:34:43	7194017	A7G120101	H1
43	J2PCP	1	17-JUL-2007	10:36:01	7194017	A7G120101	H1
44	J2PCW	1	17-JUL-2007	10:38:00	7194017	A7G120101	H1

(continued)

#	WorkOrder	Dilution	Date	Time	Batch	Lot	Instrument
45	J2PDA	1	17-JUL-2007	10:39:11	7194017	A7G120101	H1
46	CK2CCV	1	17-JUL-2007	10:40:38			H1
47	CK1CCB	1	17-JUL-2007	10:41:57			H1
48	J2PDAX	1	17-JUL-2007	10:43:02	7194017	A7G120101	H1
49	J2PDAS	1	17-JUL-2007	10:44:54	7194017	A7G120101	H1
50	J2PDD	1	17-JUL-2007	10:46:00	7194017	A7G120101	H1
51	J2PDE	1	17-JUL-2007	10:47:11	7194017	A7G120101	H1
52	J2R71B	1	17-JUL-2007	10:48:26	7194016	A7G130000	H1
53	J2R71C	1	17-JUL-2007	10:49:52	7194016	A7G130000	H1
54	J2Q91	1	17-JUL-2007	10:50:57	7194016	A7G120309	H1
55	J2Q98	1	17-JUL-2007	10:52:02	7194016	A7G120309	H1
56	J2Q9K	1	17-JUL-2007	10:53:08	7194016	A7G120309	H1
57	J2Q9KX	1	17-JUL-2007	10:54:24	7194016	A7G120309	H1
58	CK2CCV	1	17-JUL-2007	10:56:13			H1
59	CK1CCB	1	17-JUL-2007	10:57:20			H1
60	J2Q9KS	1	17-JUL-2007	10:58:29	7194016	A7G120309	H1
61	J2Q9M	1	17-JUL-2007	11:00:08	7194016	A7G120309	H1
62	J2Q9R	1	17-JUL-2007	11:02:54	7194016	A7G120309	H1
63	J2Q9T	1	17-JUL-2007	11:04:23	7194016	A7G120309	H1
64	J2Q9W	1	17-JUL-2007	11:05:59	7194016	A7G120309	H1
65	J2RAD	1	17-JUL-2007	11:07:17	7194016	A7G120309	H1
66	CK2CCV	1	17-JUL-2007	11:08:24			H1
67	CK1CCB	1	17-JUL-2007	11:09:59			H1
68	CK2CCV	1	17-JUL-2007	13:39:48			H1
69	CK1CCB	1	17-JUL-2007	13:41:05			H1
70	J21KDB	1	17-JUL-2007	13:42:20	7198202	A7G170000	H1
71	J21KDC	1	17-JUL-2007	13:43:28	7198202	A7G170000	H1
72	J21KDL	1	17-JUL-2007	13:44:33	7198202	A7G170000	H1
73	J21JF	1	17-JUL-2007	13:46:01	7198202	A7G170119	H1
74	J2X72BT	1	17-JUL-2007	13:47:26	7198033	A7G160000	H1
75	J208VBT	1	17-JUL-2007	13:49:11	7198033	A7G170000	H1
76	J208VCT	1	17-JUL-2007	13:50:59	7198033	A7G170000	H1
77	J2MJNT	1	17-JUL-2007	13:52:19	7198033	A7G110189	H1
78	J2MJNTS	1	17-JUL-2007	13:53:25	7198033	A7G110189	H1
79	J2MJNTD	1	17-JUL-2007	13:54:51	7198033	A7G110189	H1
80	CK2CCV	1	17-JUL-2007	13:56:47			H1
81	CK1CCB	1	17-JUL-2007	13:57:51			H1
82	J2X8VBT	1	17-JUL-2007	13:58:59	7198053	A7G160000	H1
83	J209KBT	1	17-JUL-2007	14:00:27	7198053	A7G170000	H1
84	J209KCT	1	17-JUL-2007	14:01:36	7198053	A7G170000	H1
85	J2W8ET	1	17-JUL-2007	14:02:52	7198053	A7G140111	H1
86	J2W8ETS	1	17-JUL-2007	14:04:17	7198053	A7G140111	H1
87	J2W8ETD	1	17-JUL-2007	14:05:21	7198053	A7G140111	H1
88	J2W8GT	1	17-JUL-2007	14:06:29	7198053	A7G140111	H1

---------- (continued) ----------

#	WorkOrder	Dilution	Date	Time	Batch	Lot	Instrument
89	J2W8HT	1	17-JUL-2007	14:07:38	7198053	A7G140111	H1
90	J2W8JT	1	17-JUL-2007	14:08:55	7198053	A7G140111	H1
91	J2W8KT	1	17-JUL-2007	14:10:23	7198053	A7G140111	H1
92	CK2CCV	1	17-JUL-2007	14:11:32			H1
93	CK1CCB	1	17-JUL-2007	14:13:32			H1
94	J2W8LT	1	17-JUL-2007	14:14:42	7198053	A7G140111	H1
95	J2W8MT	1	17-JUL-2007	14:16:11	7198053	A7G140111	H1
96	J2W8PT	1	17-JUL-2007	14:17:22	7198053	A7G140111	H1
97	J2W8QT	1	17-JUL-2007	14:18:27	7198053	A7G140111	H1
98	J2X9DBT	1	17-JUL-2007	14:19:36	7198038	A7G160000	H1
99	J2085BT	1	17-JUL-2007	14:20:52	7198038	A7G170000	H1
100	J2085CT	1	17-JUL-2007	14:21:56	7198038	A7G170000	H1
101	J2QL6T	1	17-JUL-2007	14:23:36	7198038	A7G120224	H1
102	J2QMET	1	17-JUL-2007	14:24:44	7198038	A7G120224	H1
103	J2QMJT	1	17-JUL-2007	14:26:04	7198038	A7G120224	H1
104	CK2CCV	1	17-JUL-2007	14:27:12			H1
105	CK1CCB	1	17-JUL-2007	14:28:18			H1
106	J2FJ5T	1	17-JUL-2007	14:29:26	7198038	A7G060234	H1
107	J2FKFT	1	17-JUL-2007	14:30:38	7198038	A7G060234	H1
108	J2FKGT	1	17-JUL-2007	14:31:44	7198038	A7G060234	H1
109	J2FKHT	1	17-JUL-2007	14:32:51	7198038	A7G060234	H1
110	J2XFDT	1	17-JUL-2007	14:33:59	7198038	A7G140133	H1
111	J2XFKT	1	17-JUL-2007	14:35:04	7198038	A7G140133	H1
112	J2XFMT	1	17-JUL-2007	14:36:15	7198038	A7G140133	H1
113	J2XFQT	1	17-JUL-2007	14:37:20	7198038	A7G140133	H1
114	J2J1AT	1	17-JUL-2007	14:38:26	7198038	A7G100143	H1
115	J2LQ1T	1	17-JUL-2007	14:39:33	7198038	A7G110112	H1
116	CK2CCV	1	17-JUL-2007	14:40:41			H1
117	CK1CCB	1	17-JUL-2007	14:41:48			H1
118	J2LQVT	1	17-JUL-2007	14:43:28	7198038	A7G110112	H1
119	J2LQVTS	1	17-JUL-2007	14:44:37	7198038	A7G110112	H1
120	J2LQVTD	1	17-JUL-2007	14:46:26	7198038	A7G110112	H1
121	J2X78B	1	17-JUL-2007	14:47:45	7197168	A7G160000	H1
122	J2X78C	1	17-JUL-2007	14:48:51	7197168	A7G160000	H1
123	J2T88	1	17-JUL-2007	14:49:59	7197168	A7G130191	H1
124	J2T9K	1	17-JUL-2007	14:51:19	7197168	A7G130191	H1
125	J2T9N	1	17-JUL-2007	14:52:26	7197168	A7G130191	H1
126	J2T9T	1	17-JUL-2007	14:53:33	7197168	A7G130191	H1
127	J2TP6	1	17-JUL-2007	14:54:42	7197168	A7G130138	H1
128	CK2CCV	1	17-JUL-2007	14:55:50			H1
129	CK1CCB	1	17-JUL-2007	14:56:57			H1
130	J2T37	1	17-JUL-2007	14:58:04	7197168	A7G130181	H1
131	J2TJL	1	17-JUL-2007	14:59:11	7197168	A7G130119	H1
132	J2TME	1	17-JUL-2007	15:00:22	7197168	A7G130119	H1

(continued)

```
:       Instrument Upload                                    Run Log - Page  4 :
:       Started Wed Jul 18 05:37:59 2007 by LISTM                              :
:       Data File: UPL$CAN_DATA_ROOT:<LHG>HG10717A.PRN;1                       :
```

#	WorkOrder	Dilution	Date	Time	Batch	Lot	Instrument
133	J2TMES	1	17-JUL-2007	15:01:41	7197168	A7G130119	H1
134	J2TMED	1	17-JUL-2007	15:02:53	7197168	A7G130119	H1
135	J2TMT	1	17-JUL-2007	15:04:00	7197168	A7G130119	H1
136	J2TMW	1	17-JUL-2007	15:05:05	7197168	A7G130119	H1
137	J2TMX	1	17-JUL-2007	15:06:24	7197168	A7G130119	H1
138	J2VFA	1	17-JUL-2007	15:07:50	7197168	7G12170	H1
139	J2VFT	1	17-JUL-2007	15:08:57	7197168	7G12170	H1
140	CK2CCV	1	17-JUL-2007	15:10:06			H1
141	CK1CCB	1	17-JUL-2007	15:11:13			H1
142	MDL	1	17-JUL-2007	15:12:18			H1
143	MDL	1	17-JUL-2007	15:13:56			H1
144	MDL	1	17-JUL-2007	15:15:07			H1
145	MDL	1	17-JUL-2007	15:16:58			H1
146	MDL	1	17-JUL-2007	15:18:36			H1
147	MDL	1	17-JUL-2007	15:20:06			H1
148	MDL	1	17-JUL-2007	15:21:16			H1
149	MDL	1	17-JUL-2007	15:22:54			H1
150	CRA	1	17-JUL-2007	15:24:13			H1
151	CK2CCV	1	17-JUL-2007	15:25:34			H1
152	CK1CCB	1	17-JUL-2007	15:26:38			H1

End of Report

METHOD BLANK REPORT

TOTAL Metals

Client Lot #...: A7G120101 **Matrix.....:** WATER

PARAMETER	RESULT	REPORTING LIMIT	UNITS	METHOD	PREPARATION-ANALYSIS DATE	WORK ORDER #
MB Lot-Sample #: A7G130000-017 **Prep Batch #...:** 7194017						
Aluminum	ND	50.0	ug/L	SW846 6020	07/13-07/17/07	J2R731AE
		Dilution Factor: 1				
		Analysis Time..: 11:43		Analyst ID.....: 002260	Instrument ID..: I7	
Antimony	ND	2.0	ug/L	SW846 6020	07/13-07/17/07	J2R731AF
		Dilution Factor: 1				
		Analysis Time..: 11:43		Analyst ID.....: 002260	Instrument ID..: I7	
Arsenic	ND	5.0	ug/L	SW846 6010B	07/13/07	J2R731AM
		Dilution Factor: 1				
		Analysis Time..: 17:05		Analyst ID.....: 001887	Instrument ID..: I5	
Barium	ND	10.0	ug/L	SW846 6010B	07/13/07	J2R731AR
		Dilution Factor: 1				
		Analysis Time..: 17:05		Analyst ID.....: 001887	Instrument ID..: I5	
Beryllium	ND	1.0	ug/L	SW846 6020	07/13-07/17/07	J2R731AG
		Dilution Factor: 1				
		Analysis Time..: 11:43		Analyst ID.....: 002260	Instrument ID..: I7	
Cadmium	ND	0.50	ug/L	SW846 6020	07/13-07/17/07	J2R731AH
		Dilution Factor: 1				
		Analysis Time..: 11:43		Analyst ID.....: 002260	Instrument ID..: I7	
Calcium	**118 B**	**1000**	**ug/L**	**SW846 6010B**	**07/13/07**	**J2R731AT**
		Dilution Factor: 1				
		Analysis Time..: 17:05		Analyst ID.....: 001887	Instrument ID..: I5	
Chromium	ND	5.0	ug/L	SW846 6010B	07/13/07	J2R731AD
		Dilution Factor: 1				
		Analysis Time..: 17:05		Analyst ID.....: 001887	Instrument ID..: I5	
Cobalt	ND	5.0	ug/L	SW846 6010B	07/13/07	J2R731AU
		Dilution Factor: 1				
		Analysis Time..: 17:05		Analyst ID.....: 001887	Instrument ID..: I5	
Copper	ND	5.0	ug/L	SW846 6010B	07/13/07	J2R731AV
		Dilution Factor: 1				
		Analysis Time..: 17:05		Analyst ID.....: 001887	Instrument ID..: I5	
Iron	**15.7 B**	**20.0**	**ug/L**	**SW846 6020**	**07/13-07/17/07**	**J2R731AJ**
		Dilution Factor: 1				
		Analysis Time..: 11:43		Analyst ID.....: 002260	Instrument ID..: I7	

(Continued on next page)

METHOD BLANK REPORT

TOTAL Metals

Client Lot #...: A7G120101 **Matrix.....:** WATER

PARAMETER	RESULT	REPORTING LIMIT	UNITS	METHOD	PREPARATION-ANALYSIS DATE	WORK ORDER #
Lead	ND	3.0	ug/L	SW846 6010B	07/13/07	J2R731AN
		Dilution Factor: 1				
		Analysis Time..: 17:05		Analyst ID.....: 001887	Instrument ID..: I5	
Magnesium	ND	1000	ug/L	SW846 6010B	07/13/07	J2R731AW
		Dilution Factor: 1				
		Analysis Time..: 17:05		Analyst ID.....: 001887	Instrument ID..: I5	
Manganese	ND	10.0	ug/L	SW846 6010B	07/13/07	J2R731AX
		Dilution Factor: 1				
		Analysis Time..: 17:05		Analyst ID.....: 001887	Instrument ID..: I5	
Mercury	ND	0.20	ug/L	SW846 7470A	07/13-07/17/07	J2R731AQ
		Dilution Factor: 1				
		Analysis Time..: 10:19		Analyst ID.....: 001086	Instrument ID..: H1	
Nickel	ND	10.0	ug/L	SW846 6010B	07/13/07	J2R731A0
		Dilution Factor: 1				
		Analysis Time..: 17:05		Analyst ID.....: 001887	Instrument ID..: I5	
Potassium	**145 B**	**1000**	**ug/L**	**SW846 6010B**	**07/13/07**	**J2R731A1**
		Dilution Factor: 1				
		Analysis Time..: 17:05		Analyst ID.....: 001887	Instrument ID..: I5	
Selenium	ND	5.0	ug/L	SW846 6010B	07/13/07	J2R731AP
		Dilution Factor: 1				
		Analysis Time..: 17:05		Analyst ID.....: 001887	Instrument ID..: I5	
Silver	ND	5.0	ug/L	SW846 6010B	07/13/07	J2R731A2
		Dilution Factor: 1				
		Analysis Time..: 17:05		Analyst ID.....: 001887	Instrument ID..: I5	
Sodium	ND	1000	ug/L	SW846 6010B	07/13/07	J2R731AA
		Dilution Factor: 1				
		Analysis Time..: 17:05		Analyst ID.....: 001887	Instrument ID..: I5	
Thallium	ND	1.0	ug/L	SW846 6020	07/13-07/17/07	J2R731AK
		Dilution Factor: 1				
		Analysis Time..: 11:43		Analyst ID.....: 002260	Instrument ID..: I7	
Vanadium	ND	10.0	ug/L	SW846 6010B	07/13/07	J2R731AC
		Dilution Factor: 1				
		Analysis Time..: 17:05		Analyst ID.....: 001887	Instrument ID..: I5	
Zinc	**2.7 B**	**10.0**	**ug/L**	**SW846 6020**	**07/13-07/17/07**	**J2R731AL**
		Dilution Factor: 1				
		Analysis Time..: 11:43		Analyst ID.....: 002260	Instrument ID..: I7	

(Continued on next page)

Method Blank Outlier Report

Lab Reporting Batch : A7G120101 **Lab ID:** STLCAN
Analysis Method : 6010B **Analysis Date :** 07/13/2007
Preparation Type : 3005A **Preparation Date :** 07/13/2007
Method Blank Lab Sample ID : A7G130000017B **Preparation Batch :** 7194017

Calcium	Result	Reporting Limit	Units	Lab Qual	Comments
Method Blank Result:	118	1000	ug/L	B	

Calcium contamination found in the method blank did not qualify any samples.

Potassium	Result	Reporting Limit	Units	Lab Qual	Comments
Method Blank Result:	145	1000	ug/L	B	

Potassium was qualified due to method blank contamination in the following associated samples:

Client Sample ID	Lab Sample ID	Dilution	Result	Lab Qual	Result Units
FWGBKGmw-010C-0464-GF	A7G120101017	1	715	B J	ug/L
FWGEQUIPRinse3-0503-GW	A7G120101029	1	150	B J	ug/L

Iron	Result	Reporting Limit	Units	Lab Qual	Comments
Method Blank Result:	15.7	20.0	ug/L	B	

Iron was qualified due to method blank contamination in the following associated samples:

Client Sample ID	Lab Sample ID	Dilution	Result	Lab Qual	Result Units
FWGBKGmw-010C-0464-GF	A7G120101017	1	47.1	J	ug/L
FWGLL3mw-242C-0491-GF	A7G120101020	1	63.8	J	ug/L

Zinc	Result	Reporting Limit	Units	Lab Qual	Comments
Method Blank Result:	2.7	10.0	ug/L	B	

Zinc was qualified due to method blank contamination in the following associated samples:

Client Sample ID	Lab Sample ID	Dilution	Result	Lab Qual	Result Units
FWGBKGmw-010C-0464-GF	A7G120101017	1	4.4	B J	ug/L
FWGBKGmw-013C-0466-GF	A7G120101026	1	3.0	B J	ug/L
FWGBKGmw-020C-0472-GF	A7G120101004	1	3.6	B J	ug/L
FWGBKGmw-DUP1-0497-G	A7G120101006	1	4.5	B J	ug/L
FWGLL11mw-007C-0479-GF	A7G120101008	1	3.7	B J	ug/L
FWGLL11mw-DUP4-0500-G	A7G120101010	1	3.6	B J	ug/L
FWGLL3mw-242C-0491-GF	A7G120101020	1	7.8	B J	ug/L
FWGWBGmw-006C-0494-G	A7G120101013	1	3.6	B J	ug/L

QC Outlier Report: Equipment Blank

Lab Reporting Batch : A7G120101
Lab ID: STLCAN
Method/Preparation Batch : 7194017 / 7194017
Analysis Date : 07/13/2007
Client Sample ID : FWGEQUIPRinse3-0503-GW
Preparation Date : 07/13/2007
Lab Sample ID : A7G120101029
Preparation Type : 3005A

Analysis Method : 6010B

Manganese	Result	Reporting Limit	Units	Lab Qual	Comments
Equipment Blank Result:	0.34	10.0	ug/L	B	

Manganese contamination found in the equipment blank did not qualify any samples.

Potassium	Result	Reporting Limit	Units	Lab Qual	Comments
Equipment Blank Result:	150	1000	ug/L	B J	

Potassium was qualified due to equipment blank contamination in the following associated samples:

Client Sample ID	Lab Sample ID	Dilution	Result	Lab Qual	Result Unit
FWGBKGmw-010C-0464-GF	A7G120101017	1	715	B J	ug/L

Aluminum	Result	Reporting Limit	Units	Lab Qual	Comments
Equipment Blank Result:	25.1	50.0	ug/L	B	

Aluminum was qualified due to equipment blank contamination in the following associated samples:

Client Sample ID	Lab Sample ID	Dilution	Result	Lab Qual	Result Unit
FWGBKGmw-010C-0464-GF	A7G120101017	1	107		ug/L
FWGLL3mw-238C-0490-GF	A7G120101015	1	20.8	B	ug/L

Acetone	Result	Reporting Limit	Units	Lab Qual	Comments
Equipment Blank Result:	1.6	10	ug/L	J B	Common Contaminant

Acetone contamination found in the equipment blank did not qualify any samples.

Toluene	Result	Reporting Limit	Units	Lab Qual	Comments
Equipment Blank Result:	0.18	1.0	ug/L	J	Common Contaminant

Toluene contamination found in the equipment blank did not qualify any samples.

bis(2-Ethylhexyl) phthalate	Result	Reporting Limit	Units	Lab Qual	Comments
Equipment Blank Result:	6.0	10	ug/L	J B	Common Contaminant

bis(2-Ethylhexyl) phthalate	Result	Reporting Limit	Units	Lab Qual	Comments
Equipment Blank Result:	2.3	10	ug/L	J B	Common Contaminant

QC Outlier Report: Equipment Blank

Lab Reporting Batch : A7G120101
Lab ID: STLCAN
Method/Preparation Batch : 7194031 / 7194031
Analysis Date : 07/30/2007
Client Sample ID : FWGEQUIPRinse3-0503-GW
Preparation Date : 07/13/2007
Lab Sample ID : A7G120101029
Preparation Type : 3520C

Analysis Method : 8270C

bis(2-Ethylhexyl) phthalate was qualified due to equipment blank contamination in the following associated samples:

Client Sample ID	Lab Sample ID	Dilution	Result	Lab Qual	Result Unit
~~FWGBKGmw-010C-0464-G~~	~~A7G120101018~~	~~1~~	~~1.4~~	~~J B~~	~~ug/L~~
~~FWGBKGmw-010C-0464-G~~	~~A7G120101018~~	~~1~~	~~2.1~~	~~J B~~	~~ug/L~~
FWGBKGmw-013C-0466-G	A7G120101025	1	3.4	J B	ug/L
FWGBKGmw-013C-0466-G	A7G120101025	1	3.5	J B	ug/L
FWGBKGmw-DUP1-0497-G	A7G120101005	1	2.7	J B	ug/L
FWGLL11mw-002C-0478-G	A7G120101027	1	5.7	J B	ug/L
FWGLL11mw-002C-0478-G	A7G120101027	1	1.7	J B	ug/L
FWGLL11mw-007C-0479-G	A7G120101007	1	2.3	J B	ug/L
FWGLL11mw-DUP4-0500-G	A7G120101009	1	3.0	J B	ug/L
FWGLL3mw-238C-0490-GW	A7G120101014	1	1.2	J B	ug/L
FWGLL3mw-238C-0490-GW	A7G120101014	1	1.4	J B	ug/L
FWGLL3mw-242C-0491-GW	A7G120101019	1	2.0	J B	ug/L
FWGLL3mw-242C-0491-GW	A7G120101019	1	1.5	J B	ug/L
FWGWBGmw-006C-0494-G	A7G120101012	1	1.1	J B	ug/L
FWGWBGmw-006C-0494-G	A7G120101012	1	4.1	J B	ug/L
FWGWBGmw-007C-0495-G	A7G120101023	1	4.0	J B	ug/L
FWGWBGmw-007C-0495-G	A7G120101023	1	2.5	J B	ug/L
FWGWBGmw-009C-0496-G	A7G120101001	1	2.0	J B	ug/L

Equipment 2 from 3.0 ug

Nitrobenzene	Result	Reporting Limit	Units	Lab Qual	Comments
Equipment Blank Result:	0.16	0.11	ug/L	PG	

Nitrobenzene was qualified due to equipment blank contamination in the following associated samples:

Client Sample ID	Lab Sample ID	Dilution	Result	Lab Qual	Result Unit
FWGLL3mw-238C-0490-GW	A7G120101014	4.92	0.27	J	ug/L
FWGWBGmw-007C-0495-G	A7G120101023	1.07	0.064	J	ug/L

Pentaerythritol Tetranitrate (PETN)	Result	Reporting Limit	Units	Lab Qual	Comments
Equipment Blank Result:	0.62	0.70	ug/L	J	

Pentaerythritol Tetranitrate (PETN) contamination found in the equipment blank did not qualify any samples.

LABORATORY CONTROL SAMPLE EVALUATION REPORT

TOTAL Metals

Client Lot #...: A7G120309 **Matrix.....:** WATER

PARAMETER	PERCENT RECOVERY	RECOVERY LIMITS	METHOD	PREPARATION-ANALYSIS DATE	WORK ORDER #
LCS Lot-Sample#: A7G130000-016 **Prep Batch #...:** 7194016					
Aluminum	102	(70 - 118)	SW846 6020	07/13-07/17/07	J2R711A3
		Dilution Factor: 1	Analysis Time..: 10:57	Analyst ID.....: 002260	
		Instrument ID..: I7			
Antimony	84	(62 - 110)	SW846 6020	07/13-07/17/07	J2R711A4
		Dilution Factor: 1	Analysis Time..: 10:57	Analyst ID.....: 002260	
		Instrument ID..: I7			
Beryllium	100	(86 - 113)	SW846 6020	07/13-07/17/07	J2R711A5
		Dilution Factor: 1	Analysis Time..: 10:57	Analyst ID.....: 002260	
		Instrument ID..: I7			
Cadmium	98	(82 - 116)	SW846 6020	07/13-07/17/07	J2R711A6
		Dilution Factor: 1	Analysis Time..: 10:57	Analyst ID.....: 002260	
		Instrument ID..: I7			
Iron	98	(72 - 115)	SW846 6020	07/13-07/17/07	J2R711A7
		Dilution Factor: 1	Analysis Time..: 10:57	Analyst ID.....: 002260	
		Instrument ID..: I7			
Thallium	93	(69 - 114)	SW846 6020	07/13-07/17/07	J2R711A8
		Dilution Factor: 1	Analysis Time..: 10:57	Analyst ID.....: 002260	
		Instrument ID..: I7			
Zinc	105	(90 - 127)	SW846 6020	07/13-07/17/07	J2R711A9
		Dilution Factor: 1	Analysis Time..: 10:57	Analyst ID.....: 002260	
		Instrument ID..: I7			
Arsenic	104	(80 - 120)	SW846 6010B	07/13/07	J2R711CA
		Dilution Factor: 1	Analysis Time..: 15:46	Analyst ID.....: 001887	
		Instrument ID..: I5			
Lead	100	(80 - 120)	SW846 6010B	07/13/07	J2R711CC
		Dilution Factor: 1	Analysis Time..: 15:46	Analyst ID.....: 001887	
		Instrument ID..: I5			
Selenium	102	(80 - 120)	SW846 6010B	07/13/07	J2R711CD
		Dilution Factor: 1	Analysis Time..: 15:46	Analyst ID.....: 001887	
		Instrument ID..: I5			

(Continued on next page)

LABORATORY CONTROL SAMPLE EVALUATION REPORT

TOTAL Metals

Client Lot #...: A7G120309 Matrix.....: WATER

PARAMETER	PERCENT RECOVERY	RECOVERY LIMITS	METHOD	PREPARATION-ANALYSIS DATE	WORK ORDER #
Mercury	104	(81 - 123)	SW846 7470A	07/13-07/17/07	J2R711CE
		Dilution Factor: 1	Analysis Time..: 10:49		Analyst ID.....: 001086
		Instrument ID..: H1			
Barium	99	(80 - 120)	SW846 6010B	07/13/07	J2R711CF
		Dilution Factor: 1	Analysis Time..: 15:46		Analyst ID.....: 001887
		Instrument ID..: I5			
Calcium	102	(80 - 120)	SW846 6010B	07/13/07	J2R711CG
		Dilution Factor: 1	Analysis Time..: 15:46		Analyst ID.....: 001887
		Instrument ID..: I5			
Cobalt	101	(80 - 120)	SW846 6010B	07/13/07	J2R711CH
		Dilution Factor: 1	Analysis Time..: 15:46		Analyst ID.....: 001887
		Instrument ID..: I5			
Copper	103	(80 - 120)	SW846 6010B	07/13/07	J2R711CJ
		Dilution Factor: 1	Analysis Time..: 15:46		Analyst ID.....: 001887
		Instrument ID..: I5			
Magnesium	102	(80 - 120)	SW846 6010B	07/13/07	J2R711CK
		Dilution Factor: 1	Analysis Time..: 15:46		Analyst ID.....: 001887
		Instrument ID..: I5			
Manganese	101	(80 - 120)	SW846 6010B	07/13/07	J2R711CL
		Dilution Factor: 1	Analysis Time..: 15:46		Analyst ID.....: 001887
		Instrument ID..: I5			
Nickel	102	(80 - 120)	SW846 6010B	07/13/07	J2R711CM
		Dilution Factor: 1	Analysis Time..: 15:46		Analyst ID.....: 001887
		Instrument ID..: I5			
Potassium	102	(80 - 120)	SW846 6010B	07/13/07	J2R711CN
		Dilution Factor: 1	Analysis Time..: 15:46		Analyst ID.....: 001887
		Instrument ID..: I5			
Silver	114	(80 - 120)	SW846 6010B	07/13/07	J2R711CP
		Dilution Factor: 1	Analysis Time..: 15:46		Analyst ID.....: 001887
		Instrument ID..: I5			
Sodium	102	(80 - 120)	SW846 6010B	07/13/07	J2R711CQ
		Dilution Factor: 1	Analysis Time..: 15:46		Analyst ID.....: 001887
		Instrument ID..: I5			

(Continued on next page)

LABORATORY CONTROL SAMPLE EVALUATION REPORT

TOTAL Metals

Client Lot #...: A7G120309 **Matrix.....:** WATER

PARAMETER	PERCENT RECOVERY	RECOVERY LIMITS	METHOD	PREPARATION-ANALYSIS DATE	WORK ORDER #
Vanadium	98	(80 - 120)	SW846 6010B	07/13/07	J2R711CR
		Dilution Factor: 1	Analysis Time..: 15:46		Analyst ID.....: 001887
		Instrument ID..: I5			
Chromium	101	(80 - 120)	SW846 6010B	07/13/07	J2R711CT
		Dilution Factor: 1	Analysis Time..: 15:46		Analyst ID.....: 001887
		Instrument ID..: I5			

NOTE(S):

Calculations are performed before rounding to avoid round-off errors in calculated results.

MATRIX SPIKE SAMPLE EVALUATION REPORT

TOTAL Metals

Client Lot #...: A7G120309 **Matrix.....:** WG
Date Sampled...: 07/12/07 09:15 **Date Received..:** 07/12/07

PARAMETER	PERCENT RECOVERY	RECOVERY LIMITS	METHOD	PREPARATION-ANALYSIS DATE	WORK ORDER #
MS Lot-Sample #: A7G120309-002 **Prep Batch #...:** 7194016					
Aluminum	95	(70 - 130)	SW846 6020	07/13-07/17/07	J2Q9K1AC
		Dilution Factor: 1	Analysis Time..: 11:01	Instrument ID..: I7	
		Analyst ID.....: 002260			
Antimony	82	(70 - 130)	SW846 6020	07/13-07/17/07	J2Q9K1AF
		Dilution Factor: 1	Analysis Time..: 11:01	Instrument ID..: I7	
		Analyst ID.....: 002260			
Arsenic	104	(75 - 125)	SW846 6010B	07/13/07	J2Q9K1A2
		Dilution Factor: 1	Analysis Time..: 15:52	Instrument ID..: I5	
		Analyst ID.....: 001887			
Barium	99	(75 - 125)	SW846 6010B	07/13/07	J2Q9K1CF
		Dilution Factor: 1	Analysis Time..: 15:52	Instrument ID..: I5	
		Analyst ID.....: 001887			
Beryllium	98	(70 - 130)	SW846 6020	07/13-07/17/07	J2Q9K1AJ
		Dilution Factor: 1	Analysis Time..: 11:01	Instrument ID..: I7	
		Analyst ID.....: 002260			
Cadmium	94	(70 - 130)	SW846 6020	07/13-07/17/07	J2Q9K1AM
		Dilution Factor: 1	Analysis Time..: 11:01	Instrument ID..: I7	
		Analyst ID.....: 002260			
Calcium	98	(75 - 125)	SW846 6010B	07/13/07	J2Q9K1CJ
		Dilution Factor: 1	Analysis Time..: 15:52	Instrument ID..: I5	
		Analyst ID.....: 001887			
Chromium	100	(75 - 125)	SW846 6010B	07/13/07	J2Q9K1DJ
		Dilution Factor: 1	Analysis Time..: 15:52	Instrument ID..: I5	
		Analyst ID.....: 001887			
Cobalt	99	(75 - 125)	SW846 6010B	07/13/07	J2Q9K1CM
		Dilution Factor: 1	Analysis Time..: 15:52	Instrument ID..: I5	
		Analyst ID.....: 001887			
Copper	103	(75 - 125)	SW846 6010B	07/13/07	J2Q9K1CQ
		Dilution Factor: 1	Analysis Time..: 15:52	Instrument ID..: I5	
		Analyst ID.....: 001887			

(Continued on next page)

MATRIX SPIKE SAMPLE EVALUATION REPORT

TOTAL Metals

Client Lot #...: A7G120309 **Matrix.....:** WG
Date Sampled...: 07/12/07 09:15 **Date Received..:** 07/12/07

PARAMETER	PERCENT RECOVERY	RECOVERY LIMITS	METHOD	PREPARATION-ANALYSIS DATE	WORK ORDER #
Iron	92	(70 - 130)	SW846 6020	07/13-07/17/07	J2Q9K1AQ
		Dilution Factor: 1	Analysis Time..: 11:01		Instrument ID..: I7
		Analyst ID.....: 002260			
Lead	98	(75 - 125)	SW846 6010B	07/13/07	J2Q9K1A5
		Dilution Factor: 1	Analysis Time..: 15:52		Instrument ID..: I5
		Analyst ID.....: 001887			
Magnesium	104	(75 - 125)	SW846 6010B	07/13/07	J2Q9K1CU
		Dilution Factor: 1	Analysis Time..: 15:52		Instrument ID..: I5
		Analyst ID.....: 001887			
Manganese	100	(75 - 125)	SW846 6010B	07/13/07	J2Q9K1CX
		Dilution Factor: 1	Analysis Time..: 15:52		Instrument ID..: I5
		Analyst ID.....: 001887			
Mercury	103	(69 - 134)	SW846 7470A	07/13-07/17/07	J2Q9K1CC
		Dilution Factor: 1	Analysis Time..: 10:53		Instrument ID..: H1
		Analyst ID.....: 001086			
Nickel	100	(75 - 125)	SW846 6010B	07/13/07	J2Q9K1C2
		Dilution Factor: 1	Analysis Time..: 15:52		Instrument ID..: I5
		Analyst ID.....: 001887			
Potassium	106	(75 - 125)	SW846 6010B	07/13/07	J2Q9K1C5
		Dilution Factor: 1	Analysis Time..: 15:52		Instrument ID..: I5
		Analyst ID.....: 001887			
Selenium	101	(75 - 125)	SW846 6010B	07/13/07	J2Q9K1A8
		Dilution Factor: 1	Analysis Time..: 15:52		Instrument ID..: I5
		Analyst ID.....: 001887			
Silver	115	(75 - 125)	SW846 6010B	07/13/07	J2Q9K1C8
		Dilution Factor: 1	Analysis Time..: 15:52		Instrument ID..: I5
		Analyst ID.....: 001887			
Sodium	104	(75 - 125)	SW846 6010B	07/13/07	J2Q9K1DC
		Dilution Factor: 1	Analysis Time..: 15:52		Instrument ID..: I5
		Analyst ID.....: 001887			
Thallium	94	(70 - 130)	SW846 6020	07/13-07/17/07	J2Q9K1AU
		Dilution Factor: 1	Analysis Time..: 11:01		Instrument ID..: I7
		Analyst ID.....: 002260			

(Continued on next page)

MATRIX SPIKE SAMPLE EVALUATION REPORT

TOTAL Metals

Client Lot #...: A7G120309 **Matrix.....:** WG
Date Sampled...: 07/12/07 09:15 **Date Received..:** 07/12/07

PARAMETER	PERCENT RECOVERY	RECOVERY LIMITS	METHOD	PREPARATION-ANALYSIS DATE	WORK ORDER #
Vanadium	97	(75 - 125)	SW846 6010B	07/13/07	J2Q9K1DF
		Dilution Factor: 1	Analysis Time..: 15:52		Instrument ID..: I5
		Analyst ID.....: 001887			
Zinc	98	(70 - 130)	SW846 6020	07/13-07/17/07	J2Q9K1AX
		Dilution Factor: 1	Analysis Time..: 11:01		Instrument ID..: I7
		Analyst ID.....: 002260			

NOTE(S):

Calculations are performed before rounding to avoid round-off errors in calculated results.

SAMPLE DUPLICATE EVALUATION REPORT

Metals

Client Lot #...: A7G120309 **Work Order #...:** J2Q9K-SMP J2Q9K-DUP **Matrix.....:** WG

Date Sampled...: 07/12/07 09:15 **Date Received..:** 07/12/07

PARAM	RESULT	DUPLICATE RESULT	UNITS	RPD	RPD LIMIT	METHOD	PREPARATION-ANALYSIS DATE	PREP BATCH #
Silver						SD Lot-Sample #: A7G120309-002		
	ND	ND	ug/L	0	(0-20)	SW846 6010B	07/13/07	7194016
			Dilution Factor: 1			Analysis Time..: 15:52	Analyst ID.....: 001887	
			Instrument ID..: I5					
Aluminum						SD Lot-Sample #: A7G120309-002		
	ND	14.5 B	ug/L	200	(0-20)	SW846 6020	07/13-07/17/07	7194016
			Dilution Factor: 1			Analysis Time..: 11:01	Analyst ID.....: 002260	
			Instrument ID..: I7					
Arsenic						SD Lot-Sample #: A7G120309-002		
	17.1	18.4	ug/L	7.3	(0-20)	SW846 6010B	07/13/07	7194016
			Dilution Factor: 1			Analysis Time..: 15:52	Analyst ID.....: 001887	
			Instrument ID..: I5					
Barium						SD Lot-Sample #: A7G120309-002		
	38.8	37.3	ug/L	3.9	(0-20)	SW846 6010B	07/13/07	7194016
			Dilution Factor: 1			Analysis Time..: 15:52	Analyst ID.....: 001887	
			Instrument ID..: I5					
Beryllium						SD Lot-Sample #: A7G120309-002		
	ND	ND	ug/L	0	(0-20)	SW846 6020	07/13-07/17/07	7194016
			Dilution Factor: 1			Analysis Time..: 11:01	Analyst ID.....: 002260	
			Instrument ID..: I7					
Calcium						SD Lot-Sample #: A7G120309-002		
	98300	97200	ug/L	1.1	(0-20)	SW846 6010B	07/13/07	7194016
			Dilution Factor: 1			Analysis Time..: 15:52	Analyst ID.....: 001887	
			Instrument ID..: I5					
Cadmium						SD Lot-Sample #: A7G120309-002		
	ND	ND	ug/L	0	(0-20)	SW846 6020	07/13-07/17/07	7194016
			Dilution Factor: 1			Analysis Time..: 11:01	Analyst ID.....: 002260	
			Instrument ID..: I7					
Cobalt						SD Lot-Sample #: A7G120309-002		
	ND	ND	ug/L	0	(0-20)	SW846 6010B	07/13/07	7194016
			Dilution Factor: 1			Analysis Time..: 15:52	Analyst ID.....: 001887	
			Instrument ID..: I5					
Chromium						SD Lot-Sample #: A7G120309-002		
	ND	ND	ug/L	0	(0-20)	SW846 6010B	07/13/07	7194016
			Dilution Factor: 1			Analysis Time..: 15:52	Analyst ID.....: 001887	
			Instrument ID..: I5					

(Continued on next page)

SAMPLE DUPLICATE EVALUATION REPORT

Metals

Lot-Sample #...: A7G120309-000 **Work Order #...:** J2Q9K-SMP J2Q9K-DUP **Matrix.....:** WG

PARAM	RESULT	DUPLICATE RESULT	UNITS	RPD	RPD LIMIT	METHOD	PREPARATION-ANALYSIS DATE	PREP BATCH #
Copper						SD Lot-Sample #: A7G120309-002		
	ND	ND	ug/L	0	(0-20)	SW846 6010B	07/13/07	7194016
		Dilution Factor: 1				Analysis Time..: 15:52	Analyst ID.....: 001887	
		Instrument ID..: I5						
Iron						SD Lot-Sample #: A7G120309-002		
	1420	1400	ug/L	1.0	(0-20)	SW846 6020	07/13-07/17/07	7194016
		Dilution Factor: 1				Analysis Time..: 11:01	Analyst ID.....: 002260	
		Instrument ID..: I7						
Mercury						SD Lot-Sample #: A7G120309-002		
	ND	ND	ug/L	0	(0-20)	SW846 7470A	07/13-07/17/07	7194016
		Dilution Factor: 1				Analysis Time..: 10:53	Analyst ID.....: 001086	
		Instrument ID..: H1						
Potassium						SD Lot-Sample #: A7G120309-002		
	2560 J,E	2560	ug/L	0.11	(0-20)	SW846 6010B	07/13/07	7194016
		Dilution Factor: 1				Analysis Time..: 15:52	Analyst ID.....: 001887	
		Instrument ID..: I5						
Magnesium						SD Lot-Sample #: A7G120309-002		
	41800	41300	ug/L	1.2	(0-20)	SW846 6010B	07/13/07	7194016
		Dilution Factor: 1				Analysis Time..: 15:52	Analyst ID.....: 001887	
		Instrument ID..: I5						
Manganese						SD Lot-Sample #: A7G120309-002		
	190	188	ug/L	1.4	(0-20)	SW846 6010B	07/13/07	7194016
		Dilution Factor: 1				Analysis Time..: 15:52	Analyst ID.....: 001887	
		Instrument ID..: I5						
Sodium						SD Lot-Sample #: A7G120309-002		
	20800	21300	ug/L	2.3	(0-20)	SW846 6010B	07/13/07	7194016
		Dilution Factor: 1				Analysis Time..: 15:52	Analyst ID.....: 001887	
		Instrument ID..: I5						
Nickel						SD Lot-Sample #: A7G120309-002		
	ND	1.8 B	ug/L	200	(0-20)	SW846 6010B	07/13/07	7194016
		Dilution Factor: 1				Analysis Time..: 15:52	Analyst ID.....: 001887	
		Instrument ID..: I5						
Lead						SD Lot-Sample #: A7G120309-002		
	ND	ND	ug/L	0	(0-20)	SW846 6010B	07/13/07	7194016
		Dilution Factor: 1				Analysis Time..: 15:52	Analyst ID.....: 001887	
		Instrument ID..: I5						

(Continued on next page)

SAMPLE DUPLICATE EVALUATION REPORT

Metals

Lot-Sample #...: A7G120309-000 **Work Order #...:** J2Q9K-SMP J2Q9K-DUP **Matrix.....:** WG

PARAM	RESULT	DUPLICATE RESULT	UNITS	RPD	RPD LIMIT	METHOD	PREPARATION-ANALYSIS DATE	PREP BATCH #
Antimony						SD Lot-Sample #: A7G120309-002		
	0.18 B	ND	ug/L	200	(0-20)	SW846 6020	07/13-07/17/07	7194016
			Dilution Factor: 1			Analysis Time..: 11:01	Analyst ID.....: 002260	
			Instrument ID..: I7					
Selenium						SD Lot-Sample #: A7G120309-002		
	ND	ND	ug/L	0	(0-20)	SW846 6010B	07/13/07	7194016
			Dilution Factor: 1			Analysis Time..: 15:52	Analyst ID.....: 001887	
			Instrument ID..: I5					
Thallium						SD Lot-Sample #: A7G120309-002		
	ND	ND	ug/L	0	(0-20)	SW846 6020	07/13-07/17/07	7194016
			Dilution Factor: 1			Analysis Time..: 11:01	Analyst ID.....: 002260	
			Instrument ID..: I7					
Vanadium						SD Lot-Sample #: A7G120309-002		
	ND	ND	ug/L	0	(0-20)	SW846 6010B	07/13/07	7194016
			Dilution Factor: 1			Analysis Time..: 15:52	Analyst ID.....: 001887	
			Instrument ID..: I5					
Zinc						SD Lot-Sample #: A7G120309-002		
	ND	3.2 B	ug/L	200	(0-20)	SW846 6020	07/13-07/17/07	7194016
			Dilution Factor: 1			Analysis Time..: 11:01	Analyst ID.....: 002260	
			Instrument ID..: I7					

NOTE(S):

Calculations are performed before rounding to avoid round-off errors in calculated results.

B Estimated result. Result is less than RL.

J Method blank contamination. The associated method blank contains the target analyte at a reportable level.

E Matrix interference.

Reporting Limits Outlier Report (detected results reported below the reporting limit)

Lab Report Batch: A7G120101 **Lab ID:** STLCAN

Client Sample ID	Lab Sample ID	Analysis Method	Matrix	Analyte Name	Lab Qualifier	Result	EDD Reporting Limit	Units
FWGBKGmw-010C-0464-	A7G120101017	6010B	AQ	Potassium	B J	715	1000	ug/L
		6020		Zinc	B J	4.4	10.0	ug/L
FWGBKGmw-010C-0464-	A7G120101018	353.2 Modified		Nitrocellulose	B	0.18	0.50	mg/L
	A7G120101016	8081A		alpha-Chordane	J	0.0090	0.030	ug/L
				delta-BHC	J	0.0066	0.030	ug/L
	A7G120101018	8270C		bis(2-Ethylhexyl) phthalate	J B	2.1	10	ug/L
				bis(2-Ethylhexyl) phthalate	J B	1.4	10	ug/L
	A7G120101016	8330		1,3,5-Trinitrobenzene	J B	0.097	0.10	ug/L
FWGBKGmw-013C-0466-	A7G120101026	6020		Zinc	B J	3.0	10.0	ug/L
FWGBKGmw-013C-0466-	A7G120101025	353.2 Modified		Nitrocellulose	B	0.16	0.50	mg/L
		8270C		bis(2-Ethylhexyl) phthalate	J B	3.5	10	ug/L
				bis(2-Ethylhexyl) phthalate	J B	3.4	10	ug/L
FWGBKGmw-020C-0472-	A7G120101004	6020		Zinc	B J	3.6	10.0	ug/L
FWGBKGmw-DUP1-0497-	A7G120101006			Zinc	B J	4.5	10.0	ug/L
FWGBKGmw-DUP1-0497-	A7G120101005	8260B		Chloromethane	J	0.35	1.0	ug/L
		8270C		bis(2-Ethylhexyl) phthalate	J B	2.7	10	ug/L
FWGEQUIPRinse3-0503-	A7G120101029	6010B		Manganese	B	0.34	10.0	ug/L
				Potassium	B J	150	1000	ug/L
		6020		Aluminum	B	25.1	50.0	ug/L
		8260B		Acetone	J B	1.6	10	ug/L
				Toluene	J	0.18	1.0	ug/L
		8270C		bis(2-Ethylhexyl) phthalate	J B	6.0	10	ug/L
				bis(2-Ethylhexyl) phthalate	J B	2.3	10	ug/L
		8330		Pentaerythritol Tetranitrate (PETN)	J	0.62	0.70	ug/L
FWGLL11mw-002C-0478-	A7G120101028	6010B		Chromium	B	2.4	5.0	ug/L
				Cobalt	B	1.7	5.0	ug/L
				Copper	B	2.3	5.0	ug/L
				Nickel	B	4.2	10.0	ug/L
				Vanadium	B	3.3	10.0	ug/L
		6020		Antimony	B	0.19	2.0	ug/L
				Thallium	B	0.030	1.0	ug/L
FWGLL11mw-002C-0478-	A7G120101027	8081A		beta-BHC	J	0.013	0.030	ug/L
		8270C		bis(2-Ethylhexyl) phthalate	J B	5.7	10	ug/L
				bis(2-Ethylhexyl) phthalate	J B	1.7	10	ug/L
				Diethyl phthalate	J	0.78	1.0	ug/L
FWGLL11mw-007C-0479-	A7G120101008	6020		Zinc	B J	3.7	10.0	ug/L

Reporting Limits Outlier Report (detected results reported below the reporting limit)

Lab Report Batch: A7G120101 **Lab ID:** STLCAN

Client Sample ID	Lab Sample ID	Analysis Method	Matrix	Analyte Name	Lab Qualifier	Result	EDD Reporting Limit	Units
FWGLL11mw-007C-0479-	A7G120101007	8270C	AQ	bis(2-Ethylhexyl) phthalate	J B	2.3	10	ug/L
FWGLL11mw-DUP4-0500	A7G120101010	6020		Zinc	B J	3.6	10.0	ug/L
FWGLL11mw-DUP4-0500	A7G120101009	353.2 Modified		Nitrocellulose	B	0.15	0.50	mg/L
		8270C		bis(2-Ethylhexyl) phthalate	J B	3.0	10	ug/L
FWGLL3mw-238C-0490-G	A7G120101015	6010B		Barium	B	5.2	10.0	ug/L
				Manganese	B	2.9	10.0	ug/L
				Selenium	B	2.9	5.0	ug/L
		6020		Aluminum	B	20.8	50.0	ug/L
FWGLL3mw-238C-0490-G	A7G120101014	353.2 Modified		Nitrocellulose	B	0.13	0.50	mg/L
		8270C		bis(2-Ethylhexyl) phthalate	J B	1.2	10	ug/L
				bis(2-Ethylhexyl) phthalate	J B	1.4	10	ug/L
		8330		Nitrobenzene	J	0.27	0.49	ug/L
FWGLL3mw-242C-0491-G	A7G120101020	6010B		Barium	B	8.8	10.0	ug/L
				Potassium	B J	929	1000	ug/L
		6020		Zinc	B J	7.8	10.0	ug/L
FWGLL3mw-242C-0491-G	A7G120101019	353.2 Modified		Nitrocellulose	B	0.14	0.50	mg/L
		8270C		bis(2-Ethylhexyl) phthalate	J B	1.5	10	ug/L
				bis(2-Ethylhexyl) phthalate	J B	2.0	10	ug/L
		8330		HMX	J	0.060	0.098	ug/L
FWGTRIPTeam3	A7G120101021	8260B		Toluene	J	0.19	1.0	ug/L
FWGTRIPTeam3-0710-07	A7G120101022			Toluene	J	0.17	1.0	ug/L
FWGWBGmw-006C-0494-	A7G120101013	6010B		Cobalt	B	1.4	5.0	ug/L
				Nickel	B	2.2	10.0	ug/L
				Potassium	B J	837	1000	ug/L
		6020		Thallium	B	0.025	1.0	ug/L
				Zinc	B J	3.6	10.0	ug/L
FWGWBGmw-006C-0494-	A7G120101012	353.2 Modified		Nitrocellulose	B	0.12	0.50	mg/L
		8270C		bis(2-Ethylhexyl) phthalate	J B	4.1	10	ug/L
				bis(2-Ethylhexyl) phthalate	J B	1.1	10	ug/L
FWGWBGmw-007C-0495-	A7G120101024	6010B		Arsenic	B	4.8	5.0	ug/L
FWGWBGmw-007C-0495-	A7G120101023	353.2 Modified		Nitrocellulose	B	0.14	0.50	mg/L
		8260B		1,1-Dichloroethene	J	0.32	1.0	ug/L
		8270C		bis(2-Ethylhexyl) phthalate	J B	4.0	10	ug/L
				bis(2-Ethylhexyl) phthalate	J B	2.5	10	ug/L
		8330		Nitrobenzene	J	0.064	0.11	ug/L
FWGWBGmw-009C-0496-	A7G120101002	6010B		Potassium	B J	850	1000	ug/L

Reporting Limits Outlier Report (detected results reported below the reporting limit)

Lab Report Batch: A7G120101 **Lab ID:** STLCAN

Client Sample ID	Lab Sample ID	Analysis Method	Matrix	Analyte Name	Lab Qualifier	Result	EDD Reporting Limit	Units
FWGWBGmw-009C-0496-	A7G120101002	6020	AQ	Antimony	B	0.16	2.0	ug/L
FWGWBGmw-009C-0496-	A7G120101001	8270C		bis(2-Ethylhexyl) phthalate	J B	2.0	10	ug/L

QC Outlier Report: Non-Qualified Outliers for Reporting Limits
(Sample is non-detect but reported result exceeds project requirements for reporting limit)

Lab Report Batch: A7G120101 **Lab ID:** STLCAN

Client Sample ID	Lab Sample ID	Analysis Method	Matrix	Analyte Name	Lab Qualifier	Result	Reporting Limit Criteria*	Units
FWGBKGmw-010C-0464-	A7G120101016	8330	AQ	2,4-Dinitrotoluene	U	0.10	0.10	ug/L
				2,6-Dinitrotoluene	U	0.10	0.10	ug/L
				2-Nitrotoluene	U	0.50	0.19	ug/L
				3-Nitrotoluene	U	0.50	0.19	ug/L
				4-Nitrotoluene	U	0.50	0.19	ug/L
FWGBKGmw-013C-0466-	A7G120101025	8330	AQ	2-Nitrotoluene	U	0.56	0.22	ug/L
				3-Nitrotoluene	U	0.56	0.22	ug/L
				4-Nitrotoluene	U	0.56	0.22	ug/L
FWGBKGmw-020C-0472-	A7G120101003	8330	AQ	2-Nitrotoluene	U	0.50	0.20	ug/L
				3-Nitrotoluene	U	0.50	0.20	ug/L
				4-Nitrotoluene	U	0.50	0.20	ug/L
FWGBKGmw-DUP1-0497-	A7G120101005	8330	AQ	2-Nitrotoluene	U	0.50	0.20	ug/L
				3-Nitrotoluene	U	0.50	0.20	ug/L
				4-Nitrotoluene	U	0.50	0.20	ug/L
FWGEQUIPRinse3-0503-	A7G120101029	6010B	AQ	Calcium	U	1000	100.00	ug/L
				Magnesium	U	1000	100.00	ug/L
				Sodium	U	1000	200.00	ug/L
		8330		2,4-Dinitrotoluene	U	0.11	0.11	ug/L
				2,6-Dinitrotoluene	U	0.11	0.11	ug/L
				2-Nitrotoluene	U	0.54	0.22	ug/L
				3-Nitrotoluene	U	0.54	0.22	ug/L
				4-Nitrotoluene	U	0.54	0.22	ug/L
FWGLL11mw-002C-0478-	A7G120101027	8330	AQ	2,4-Dinitrotoluene	U	0.12	0.12	ug/L
				2,6-Dinitrotoluene	U	0.12	0.12	ug/L
				2-Nitrotoluene	U	0.59	0.24	ug/L
				3-Nitrotoluene	U	0.59	0.24	ug/L
				4-Nitrotoluene	U	0.59	0.24	ug/L
FWGLL11mw-007C-0479-	A7G120101007	8330	AQ	2-Nitrotoluene	U	0.49	0.20	ug/L

* Reporting Limit Criteria = (Dilution Factor) * (Reporting Limit from the reference project library) * (Percent Moisture Correction)
Percent Moisture Correction:
Soil: 100 / (100 - Percent Moisture)
Water: 1

Project Number and Name: **030240.0005 - Ravenna GW**

QC Outlier Report: Non-Qualified Outliers for Reporting Limits
(Sample is non-detect but reported result exceeds project requirements for reporting limit)

Lab Report Batch: A7G120101 **Lab ID:** STLCAN

Client Sample ID	Lab Sample ID	Analysis Method	Matrix	Analyte Name	Lab Qualifier	Result	Reporting Limit Criteria*	Units
FWGLL11mw-007C-0479-	A7G120101007	8330	AQ	3-Nitrotoluene	U	0.49	0.20	ug/L
				4-Nitrotoluene	U	0.49	0.20	ug/L
FWGLL11mw-DUP4-0500	A7G120101009	8330	AQ	2-Nitrotoluene	U	0.50	0.20	ug/L
				3-Nitrotoluene	U	0.50	0.20	ug/L
				4-Nitrotoluene	U	0.50	0.20	ug/L
FWGLL3mw-238C-0490-G	A7G120101014	8330	AQ	2-Nitrotoluene	U	2.5	0.98	ug/L
				3-Nitrotoluene	U	2.5	0.98	ug/L
				4-Nitrotoluene	U	2.5	0.98	ug/L
FWGLL3mw-242C-0491-G	A7G120101019	8330	AQ	2-Nitrotoluene	U	0.49	0.20	ug/L
				3-Nitrotoluene	U	0.49	0.20	ug/L
				4-Nitrotoluene	U	0.49	0.20	ug/L
FWGWBGmw-006C-0494-	A7G120101012	8330	AQ	2-Nitrotoluene	U	2.5	0.98	ug/L
				3-Nitrotoluene	U	2.5	0.98	ug/L
				4-Nitrotoluene	U	2.5	0.98	ug/L
FWGWBGmw-007C-0495-	A7G120101023	8330	AQ	2,4-Dinitrotoluene	U	0.11	0.11	ug/L
				2,6-Dinitrotoluene	U	0.11	0.11	ug/L
				2-Nitrotoluene	U	0.54	0.21	ug/L
				3-Nitrotoluene	U	0.54	0.21	ug/L
				4-Nitrotoluene	U	0.54	0.21	ug/L
FWGWBGmw-009C-0496-	A7G120101001	8330	AQ	2-Nitrotoluene	U	0.50	0.20	ug/L
				3-Nitrotoluene	U	0.50	0.20	ug/L
				4-Nitrotoluene	U	0.50	0.20	ug/L

* Reporting Limit Criteria = (Dilution Factor) * (Reporting Limit from the reference project library) * (Percent Moisture Correction)
Percent Moisture Correction:
Soil: 100 / (100 - Percent Moisture)
Water: 1

Project Number and Name: **030240.0005 - Ravenna GW**

Data Verification Summary

Site: Ravenna Army Ammunition Plant
Sampling Event: July 2007
STL Sample Delivery Group: A7G100102 **Date:** August 31, 2007
COC#: 117322, 117207, 117208 **Revision:** 0

Data Validator: Heather Medley/Environmental Quality Management, Inc. (EQM, Inc.)

QA/QC Summary

On July 9, 2007 the following samples were collected from groundwater-monitoring wells at Ravenna Army Ammunition Plant and analyzed as part of SDG A7G100102.

Field Sample ID	Analytes	Method
FWGDA2mw-DET1br-0476-GW	VOCs	SW846 8260B
FWGLL2mw-059c-0487-GW	SVOCs	SW846 8270C
FWGLL2mw-262c-0488-GW	Pesticides	SW846 8081A
FWGEQUIPRinse1-0501-GW	PCBs	SW846 8082
FWGLL4mw-199c-0493-GW	Explosives	SW846 8330
FWGLL4mw-198c-0492-GW	Nitroguanidine	SW846 8330 modified
FWGLL2mw-263c-0489-GW	Nitrocellulose	EPA 353.2 modified
FWGLL1mw-083c-0486-GW	Cyanide	SW846 9012A
FWGLL1mw-078c-0484-GW		
FWGLL1mw-DUP3-0499-GW		
FWGDA2mw-DET1br-0476-GF	TAL23 Metals	SW846 6010B/6020/7470A
FWGLL2mw-059c-0487-GF		
FWGLL2mw-262c-0488-GF		
FWGEQUIPRinse1-0501-GW		
FWGLL4mw-199c-0493-GF		
FWGLL4mw-198c-0492-GF		
FWGLL2mw-263c-0489-GF		
FWGLL1mw-083c-0486-GF		
FWGLL1mw-078c-0484-GF		
FWGLL1mw-DUP3-0499-GF		
FWGTeam1-Trip	VOCs	SW846 8260B
FWGTeam2-Trip		
FWGTeam3-Trip		

The data presented in this report were evaluated according to the *Final Quality Assurance Project Plan Addendum for the Facility-Wide Groundwater Monitoring Program Ravenna Army Ammunition Plant Ravenna, OH, Portage Environmental, September 2004.* The following documents will be used as needed to supplement the project documentation: *Louisville Chemistry Guidelines, USACE, June 2002 version 5, EPA National Functional Guidelines (NFG) for Organic Data Review, EPA-540/R-99-008, October 1999, NFG for Inorganic Data Review, EPA-540/R-04-004, October 2004*, Analytical Methods, and Laboratory Standard Operating Procedures. These objectives represent accuracy and precision performance goals for each analytical method.

Data Verification Summary

Site: Ravenna Army Ammunition Plant
Sampling Event: July 2007
STL Sample Delivery Group: A7G100102
COC#: 117322, 117207, 117208

Date: August 31, 2007
Revision: 0

Twelve coolers were received at the lab. The coolers were received within acceptable National Environmental Laboratory Accreditation (NELAC) criteria of 0-6°C.

The completeness objective for the project was 90%. The completeness objective was met for this SDG, 94.6%. Limitations, if any, on the data are indicated with qualifiers detailed below.

SUMMARY OF QUALIFICATIONS AND QC OUTLIERS:

Sample ID	Method	Analyte	Concentration (µg/L)	Flag	Reason
FWGDA2mw-Det1bR-0476-GF	6010B	Chromium	5.0	R	Closing MRL recovered below 65%.
		Potassium	1560	J	Serial dilution %D was above control limits.
	6020	Antimony	0.34	J	Results were between the MDL and RL.
		Thallium	0.026	J	
		Iron	1970	J	Closing MRL recovered above 130%.
FWGDA2mw-Det1bR-0476-GW	353.3 mod	Nitrocellulose	0.50 mg/L	R	MS recovered below 30%.
	8081A	Endosulfan I	0.025	UJ	LCS recovered below control limits
	8082	All Aroclors	0.50	UJ	Surrogate (DCB) recovered below control limits
	8260B	2-Butanone	10	R	CCV %D was below control limits; MS/MSD recovered below control limits;
		2-Hexanone	10	R	Closing MRL check recovered below 60%; MS/SMD recovered below control limits.
		4-Methyl-2-pentanone	10	UJ	MS/MSD recovered below control limits; MRL Check recovered below control limits
		Acetone	10	R	MRL Checks recovered below 60%; MS/MSD recovered below control limits; CCV %D was below control limits
		Bromomethane	1.0	UJ	ICV %R was below control limits

Data Verification Summary

Site: Ravenna Army Ammunition Plant
Sampling Event: July 2007
STL Sample Delivery Group: A7G100102
COC#: 117322, 117207, 117208

Date: August 31, 2007
Revision: 0

Sample ID	Method	Analyte	Concentration (µg/L)	Flag	Reason
FWGDA2mw-Det1bR-0476-GW	9012A	Cyanide	0.010 mg/L	UJ	MRL Check recovered below control limits
	8270C	2,4-Dinitrophenol	5.0	R	Closing MRL Check recovered below 50%;
		4,6-Dinitro-2-methylphenol	5.0	UJ	Closing MRL Check recovered below control limits;
		4-Nitrophenol	5.0	UJ	
		Pentachlorophenol	5.0	UJ	
		Benzoic acid	10	R	LCS recovered below 30%.
		Bis(2-ethylhexyl)phthalate	5.3	J	Result was between the MDL and RL.
		Hexachlorocyclopentadiene	10	R	LCS recovered below 30%; MS/MSD recovered below control limits
FWGEQUIPRinse1-0501-GW	6010B	Chromium	5.0	R	Closing MRL recovered below 65%.
		Calcium	744	J	Results were between the MDL and RL.
		Manganese	0.73	J	
		Potassium	165	J	Result was between the MDL and RL. Serial dilution %D was above control limits.
	353.3 mod	Nitrocellulose	0.50 mg/L	R	MS recovered below 30%.
	8081A	Endosulfan I	0.025	UJ	LCS recovered below control limits
	8260B	2-Butanone	1.2	J	CCV %D was below control limits; MS/MSD recovered below control limits; Result was between the MDL and RL
		2-Hexanone	10	R	Closing MRL check recovered below 60%; MS/SMD recovered below control limits.
		4-Methyl-2-pentanone	10	UJ	MS/MSD recovered below control limits; MRL Check recovered below control limits

Data Verification Summary

Site: Ravenna Army Ammunition Plant
Sampling Event: July 2007
STL Sample Delivery Group: A7G100102
COC#: 117322, 117207, 117208

Date: August 31, 2007
Revision: 0

Sample ID	Method	Analyte	Concentration (µg/L)	Flag	Reason
FWGEQUIPRinse1-0501-GW	8260B	Acetone	1.3	J	MRL Checks recovered below 60%; MS/MSD recovered below control limits; CCV %D was below control limits; Result was between the MDL and RL
		Bromomethane	1.0	UJ	ICV %R was below control limits
		Toluene	0.24	J	Result was between the MDL and RL
	9012A	Cyanide	0.010 mg/L	UJ	MRL Check recovered below control limits
	8270C	Benzoic acid	10	R	LCS recovered below 30%.
		Hexachlorocyclopentadiene	10	R	LCS recovered below 30%; MS/MSD recovered below control limits
	8330	RDX	0.062	J	Result was between the MDL and RL
FWGLL1mw-078c-0484-GF	6010B	Chromium	5.0	R	Closing MRL recovered below 65%.
		Barium	6.4	J	Results were between the MDL and RL.
		Nickel	3.7	J	
		Potassium	2170	J	Serial dilution %D was above control limits.
	6020	Aluminum	18.8	J	Closing MRL recovered above 130%; Result was between the MDL and RL
		Thallium	0.077	J	Results were between the MDL and RL.
		Zinc	6.2	J	
		Iron	192	J	Closing MRL recovered above 130%.
FWGLL1mw-078c-0484-GW	353.3 mod	Nitrocellulose	0.50 mg/L	R	MS recovered below 30%.
	8081A	Endosulfan I	0.025	UJ	LCS recovered below control limits

Data Verification Summary

Site: Ravenna Army Ammunition Plant
Sampling Event: July 2007
STL Sample Delivery Group: A7G100102
COC#: 117322, 117207, 117208

Date: August 31, 2007
Revision: 0

Sample ID	Method	Analyte	Concentration (µg/L)	Flag	Reason
FWGLL1mw-078c-0484-GW	8260B	2-Butanone	10	R	CCV %D was below control limits; MS/MSD recovered below control limits;
		2-Hexanone	10	R	Closing MRL check recovered below 60%; MS/SMD recovered below control limits.
		4-Methyl-2-pentanone	10	UJ	MS/MSD recovered below control limits; MRL Check recovered below control limits
		Acetone	10	R	MRL Checks recovered below 60%; MS/MSD recovered below control limits; CCV %D was below control limits
		Bromomethane	1.0	UJ	ICV %R was below control limits
	9012A	Cyanide	0.010 mg/L	UJ	MRL Check recovered below control limits
	8270C	2,4-Dinitrophenol	5.0	R	Closing MRL Check recovered below 50%;
		4,6-Dinitro-2-methylphenol	5.0	UJ	Closing MRL Check recovered below control limits;
		4-Nitrophenol	5.0	UJ	
		Pentachlorophenol	5.0	UJ	
		Benzoic acid	10	R	LCS recovered below 30%.
		Hexachlorocyclopentadiene	10	R	LCS recovered below 30%; MS/MSD recovered below control limits
		Bis(2-ethylhexyl)phthalate	0.96	J	Results were between the MDL and RL.
	8330	PETN	0.40	J	
		Tetryl	0.060	J	
FWGLL1mw-083c-0486-GF	6010B	Chromium	5.0	R	Closing MRL recovered below 65%.
		Potassium	2170	J	Serial dilution %D was above control limits.

Data Verification Summary

Site: Ravenna Army Ammunition Plant
Sampling Event: July 2007
STL Sample Delivery Group: A7G100102
COC#: 117322, 117207, 117208

Date: August 31, 2007
Revision: 0

Sample ID	Method	Analyte	Concentration (µg/L)	Flag	Reason
FWGLL1mw-083c-0486-GF	6020	Aluminum	730	J	Closing MRL recovered above 130%;
		Beryllium	0.26	J	Results were between the MDL and RL.
		Cadmium	0.31	J	
		Thallium	0.072	J	
		Iron	82.5	BJ	B = Result was less than 5x the MB value; J = Closing MRL recovered above 130%.
FWGLL1mw-083c-0486-GW	8081A	Endosulfan I	0.025	UJ	LCS recovered below control limits
	353.3 mod	Nitrocellulose	0.50 mg/L	R	MS recovered below 30%.
	8260B	2-Butanone	10	R	CCV %D was below control limits; MS/MSD recovered below control limits;
		2-Hexanone	10	R	Closing MRL check recovered below 60%; MS/SMD recovered below control limits.
		4-Methyl-2-pentanone	10	UJ	MS/MSD recovered below control limits; MRL Check recovered below control limits
		Acetone	10	R	MRL Checks recovered below 60%; MS/MSD recovered below control limits; CCV %D was below control limits
		Bromomethane	1.0	UJ	ICV %R was below control limits
	8270C	Benzoic acid	10	R	LCS recovered below 30%.
		2,4-Dinitrotoluene	2.1	J	Result was between the MDL and RL.
		Hexachlorocyclopentadiene	10	R	LCS recovered below 30%; MS/MSD recovered below control limits

Data Verification Summary

Site: Ravenna Army Ammunition Plant
Sampling Event: July 2007
STL Sample Delivery Group: A7G100102
COC#: 117322, 117207, 117208

Date: August 31, 2007
Revision: 0

Sample ID	Method	Analyte	Concentration (µg/L)	Flag	Reason
FWGLL1mw-083c-0486-GW	8330	1,3,5-Trinitrobenzene	7.0	J	Surrogate recovered at 0%.
		1,3-Dinitrobenzene	0.49	R	
		2,4,6-TNT	6.0	J	
		2,4-Dinitrotoluene	3.2	J	
		2,6-Dinitrotoluene	1.2	J	
		2-Amino-4,6-dinitrotoluene	17	J	
		2-Nitrotoluene	2.4	R	
		3-Nitrotoluene	2.4	R	
		4-Amino-2,6-Dinitrotoluene	25	J	
		4-Nitrotoluene	2.4	R	
		HMX	0.20	J	
		Nitrobenzene	0.49	R	
		Nitroglycerine	3.2	R	
		PETN	3.2	R	
		RDX	0.49	R	
		Tetryl	0.49	R	
	9012A	Cyanide	0.010 mg/L	UJ	MRL Check recovered below control limits
FWGLL1mw-DUP3c-0499-GF	6010B	Chromium	5.0	R	Closing MRL recovered below 65%.
		Potassium	2150	J	Serial dilution %D was above control limits.
	6020	Aluminum	793	J	Closing MRL recovered above 130%;
		Beryllium	0.30	J	Results were between the MDL and RL.
		Cadmium	0.32	J	
		Thallium	0.081	J	
		Iron	102	J	Closing MRL recovered above 130%.
FWGLL1mw-DUP3c-0499-GW	8081A	Endosulfan I	0.025	UJ	LCS recovered below control limits
	353.3 mod	Nitrocellulose	0.50 mg/L	R	MS recovered below 30%.
	8260B	2-Butanone	10	R	CCV %D was below control limits; MS/MSD recovered below control limits;

Data Verification Summary

Site: Ravenna Army Ammunition Plant
Sampling Event: July 2007
STL Sample Delivery Group: A7G100102
COC#: 117322, 117207, 117208

Date: August 31, 2007
Revision: 0

Sample ID	Method	Analyte	Concentration (µg/L)	Flag	Reason
FWGLL1mw-DUP3c-0499-GW	8260B	2-Hexanone	10	R	Closing MRL check recovered below 60%; MS/SMD recovered below control limits.
		4-Methyl-2-pentanone	10	UJ	MS/MSD recovered below control limits; MRL Check recovered below control limits
		Acetone	10	R	MRL Checks recovered below 60%; MS/MSD recovered below control limits; CCV %D was below control limits
		Bromomethane	1.0	UJ	ICV %R was below control limits
	8270C	2,4-Dinitrophenol	5.0	R	Closing MRL Check recovered below 50%;
		4,6-Dinitro-2-methylphenol	5.0	UJ	Closing MRL Check recovered below control limits;
		4-Nitrophenol	5.0	UJ	
		Pentachlorophenol	5.0	UJ	
		Benzoic acid	10	R	LCS recovered below 30%.
		2,4-Dinitrotoluene	2.0	J	Result was between the MDL and RL.
		Hexachlorocyclopentadiene	10	R	LCS recovered below 30%; MS/MSD recovered below control limits
	8330	1,3,5-Trinitrobenzene	6.9	J	Surrogate recovered at 0%.
		1,3-Dinitrobenzene	0.50	R	
		2,4,6-TNT	6.3	J	
		2,4-Dinitrotoluene	2.9	J	
		2,6-Dinitrotoluene	1.1	J	
		2-Amino-4,6-dinitrotoluene	16	J	
		2-Nitrotoluene	2.5	R	
		3-Nitrotoluene	2.5	R	
		4-Amino-2,6-Dinitrotoluene	24	J	
		4-Nitrotoluene	2.5	R	
		HMX	0.20	J	
		Nitrobenzene	0.50	R	
		Nitroglycerine	3.2	R	
		PETN	3.2	R	
		Tetryl	0.50	R	

Data Verification Summary

Site: Ravenna Army Ammunition Plant
Sampling Event: July 2007
STL Sample Delivery Group: A7G100102
COC#: 117322, 117207, 117208

Date: August 31, 2007
Revision: 0

Sample ID	Method	Analyte	Concentration (µg/L)	Flag	Reason
FWGLL1mw-DUP3c-0499-GW	8330	RDX	0.23	BJ	B = Result was less than 5x the MB value; J = Surrogate recovered at 0%.
	9012A	Cyanide	0.010 mg/L	UJ	MRL Check recovered below control limits
FWGLL2mw-059c-0487-GF	6010B	Chromium	5.0	R	Closing MRL recovered below 65%.
		Potassium	703	J	Serial dilution %D was above control limits; Result was between the MDL and RL
		Cobalt	3.7	J	Results were between the MDL and RL.
		Nickel	4.5	J	
	6020	Antimony	0.16	J	
		Thallium	0.048	J	
		Zinc	3.1	J	
		Iron	435	J	Closing MRL recovered above 130%.
FWGLL2mw-059c-0487-GW	8081A	Endosulfan I	0.025	UJ	LCS recovered below control limits
		Beta-BHC	0.0084	J	Result was between the MDL and RL
	353.3 mod	Nitrocellulose	0.12 mg/L	J	MS recovered below 30%.
	8260B	2-Butanone	10	R	CCV %D was below control limits; MS/MSD recovered below control limits;
		2-Hexanone	10	R	Closing MRL check recovered below 60%; MS/SMD recovered below control limits.
		4-Methyl-2-pentanone	10	UJ	MS/MSD recovered below control limits; MRL Check recovered below control limits

Data Verification Summary

Site: Ravenna Army Ammunition Plant
Sampling Event: July 2007
STL Sample Delivery Group: A7G100102
COC#: 117322, 117207, 117208

Date: August 31, 2007
Revision: 0

Sample ID	Method	Analyte	Concentration (µg/L)	Flag	Reason
FWGLL2mw-059c-0487-GW	8260B	Acetone	10	R	MRL Checks recovered below 60%; MS/MSD recovered below control limits; CCV %D was below control limits
		Bromomethane	1.0	UJ	ICV %R was below control limits
	8270C	Benzoic acid	10	R	LCS recovered below 30%.
		2,4-Dinitrophenol	5.0	R	Closing MRL Check recovered below 50%;
		4,6-Dinitro-2-methylphenol	5.0	UJ	Closing MRL Check recovered below control limits;
		4-Nitrophenol	5.0	UJ	
		Pentachlorophenol	5.0	UJ	
		Bis(2-ethylhexyl)phthalate	1.3	J	Result was between the MDL and RL.
		Hexachlorocyclopentadiene	10	R	LCS recovered below 30%; MS/MSD recovered below control limits
	8330	1,3-Dinitrobenzene	0.070	J	Result was between the MDL and RL.
		RDX	0.10	B	Result was less than 5x the EB value.
	9012A	Cyanide	0.010 mg/L	UJ	MRL Check recovered below control limits
FWGLL2mw-262c-0488-GF	6010B	Chromium	5.0	R	Closing MRL recovered below 65%.
		Cobalt	1.6	J	Result was between the MDL and RL.
		Potassium	1810	J	Serial dilution %D was above control limits.
	6020	Antimony	0.087	J	Results were between the MDL and RL.
		Thallium	0.026	J	
		Zinc	3.1	J	
		Iron	142	J	Closing MRL recovered above 130%.
FWGLL2mw-262c-0488-GW	8081A	Endosulfan I	0.025	UJ	LCS recovered below control limits
	353.3 mod	Nitrocellulose	0.50 mg/L	R	MS recovered below 30%.

Data Verification Summary

Site: Ravenna Army Ammunition Plant
Sampling Event: July 2007
STL Sample Delivery Group: A7G100102
COC#: 117322, 117207, 117208

Date: August 31, 2007
Revision: 0

Sample ID	Method	Analyte	Concentration (µg/L)	Flag	Reason
FWGLL2mw-262c-0488-GW	8260B	2-Butanone	10	R	CCV %D was below control limits; MS/MSD recovered below control limits;
		2-Hexanone	10	R	Closing MRL check recovered below 60%; MS/SMD recovered below control limits.
		4-Methyl-2-pentanone	10	UJ	MS/MSD recovered below control limits; MRL Check recovered below control limits
		Acetone	10	R	MRL Checks recovered below 60%; MS/MSD recovered below control limits; CCV %D was below control limits
		Bromomethane	1.0	UJ	ICV %R was below control limits
	8270C	2,4-Dinitrophenol	5.0	R	Closing MRL Check recovered below 50%.
		4,6-Dinitro-2-methylphenol	5.0	UJ	Closing MRL Check recovered below control limits
		4-Nitrophenol	5.0	UJ	
		Pentachlorophenol	5.0	UJ	
		Benzoic acid	10	R	LCS recovered below 30%.
		Hexachlorocyclopentadiene	10	R	LCS recovered below 30%; MS/MSD recovered below control limits
	9012A	Cyanide	0.010 mg/L	UJ	MRL Check recovered below control limits
FWGLL2mw-263c-0489-GF	6010B	Chromium	5.0	R	Closing MRL recovered below 65%.
		Potassium	567	J	Serial dilution %D was above control limits; Result was between the MDL and RL
		Cobalt	2.3	J	Results were between the MDL and RL.
		Nickel	4.9	J	

Data Verification Summary

Site: Ravenna Army Ammunition Plant
Sampling Event: July 2007
STL Sample Delivery Group: A7G100102
COC#: 117322, 117207, 117208

Date: August 31, 2007
Revision: 0

Sample ID	Method	Analyte	Concentration (µg/L)	Flag	Reason
FWGLL2mw-263c-0489-GF	6020	Antimony	0.066	J	Result was between the MDL and RL
		Iron	5460	J	Closing MRL recovered above 130%.
FWGLL2mw-263c-0489-GW	8081A	Endosulfan I	0.025	UJ	LCS recovered below control limits; surrogate recovery was below control limits
		All analytes EXCEPT Endosulfan I	Various	UJ	Surrogate recovery was below control limits
	353.3 mod	Nitrocellulose	0.50 mg/L	R	MS recovered below 30%.
	8260B	2-Butanone	10	R	CCV %D was below control limits; MS/MSD recovered below control limits;
		2-Hexanone	10	R	Closing MRL check recovered below 60%; MS/SMD recovered below control limits.
		4-Methyl-2-pentanone	10	UJ	MS/MSD recovered below control limits; MRL Check recovered below control limits
		Acetone	10	R	MRL Checks recovered below 60%; MS/MSD recovered below control limits; CCV %D was below control limits
		Bromomethane	1.0	UJ	ICV %R was below control limits
	8270C	2,4-Dinitrophenol	5.0	R	Closing MRL Check recovered below 50%;
		4,6-Dinitro-2-methylphenol	5.0	UJ	Closing MRL Check recovered below control limits;
		4-Nitrophenol	5.0	UJ	
		Pentachlorophenol	5.0	UJ	
		Benzoic acid	10	R	LCS recovered below 30%.
		Hexachlorocyclopentadiene	10	R	LCS recovered below 30%; MS/MSD recovered below control limits

Data Verification Summary

Site: Ravenna Army Ammunition Plant
Sampling Event: July 2007
STL Sample Delivery Group: A7G100102
COC#: 117322, 117207, 117208

Date: August 31, 2007
Revision: 0

Sample ID	Method	Analyte	Concentration (µg/L)	Flag	Reason
FWGLL2mw-263c-0489-GW	9012A	Cyanide	0.010 mg/L	UJ	MRL Check recovered below control limits
	8330	PETN	0.94	J	Column confirmation RPD was greater than 40%
FWGLL4mw-198c-0492-GF	6010B	Chromium	5.0	R	Closing MRL recovered below 65%.
		Cobalt	1.6	J	Results were between the MDL and RL.
		Copper	2.5	J	
		Vanadium	3.3	J	
		Potassium	1550	J	Serial dilution %D was above control limits.
	6020	Aluminum	1540	J	Closing MRL recovered above 130%.
		Antimony	0.11	J	Results were between the MDL and RL.
		Thallium	0.11	J	
		Iron	10400	J	Closing MRL recovered above 130%.
FWGLL4mw-198c-0492-GW	8081A	Endosulfan I	0.025	UJ	LCS recovered below control limits; surrogate recovery was below control limits
		All analytes EXCEPT Endosulfan I	Various	UJ	Surrogate recovery was below control limits
	8082	All Aroclors	0.50	UJ	Surrogate recovery was below control limits
	353.3 mod	Nitrocellulose	0.12 mg/L	J	MS recovered below 30%.
	8260B	2-Butanone	10	R	CCV %D was below control limits; MS/MSD recovered below control limits;
		2-Hexanone	10	R	Closing MRL check recovered below 60%; MS/SMD recovered below control limits.
		4-Methyl-2-pentanone	10	UJ	MS/MSD recovered below control limits; MRL Check recovered below control limits

Data Verification Summary

Site: Ravenna Army Ammunition Plant
Sampling Event: July 2007
STL Sample Delivery Group: A7G100102
COC#: 117322, 117207, 117208

Date: August 31, 2007
Revision: 0

Sample ID	Method	Analyte	Concentration (µg/L)	Flag	Reason
FWGLL4mw-198c-0492-GW	8260B	Acetone	10	R	MRL Checks recovered below 60%; MS/MSD recovered below control limits; CCV %D was below control limits
		Bromomethane	1.0	UJ	ICV %R was below control limits
	8270C	2,4-Dinitrophenol	5.0	R	Closing MRL Check recovered below 50%.
		4,6-Dinitro-2-methylphenol	5.0	UJ	Closing MRL Check recovered below control limits
		4-Nitrophenol	5.0	UJ	
		Pentachlorophenol	5.0	UJ	
		Benzoic acid	10	R	LCS recovered below 30%.
		Hexachlorocyclopentadiene	10	R	LCS recovered below 30%; MS/MSD recovered below control limits
	8330	PETN	0.32	J	Result was between the MDL and RL
	9012A	Cyanide	0.010 mg/L	UJ	MRL Check recovered below control limits
FWGLL4mw-199c-0493-GF	6010B	Chromium	5.0	R	Closing MRL recovered below 65%.
		Potassium	1270	J	Serial dilution %D was above control limits.
	6020	Zinc	3.8	J	Result was between the MDL and RL.
		Iron	3770	J	Closing MRL recovered above 130%.
FWGLL4mw-199c-0493-GW	8081A	Endosulfan I	0.025	UJ	LCS recovered below control limits;
	8082	All Aroclors	0.50	UJ	Surrogate recovery was below control limits
	353.3 mod	Nitrocellulose	0.12 mg/L	J	MS recovered below 30%.
	8260B	2-Butanone	10	R	CCV %D was below control limits; MS/MSD recovered below control limits;

Data Verification Summary

Site: Ravenna Army Ammunition Plant
Sampling Event: July 2007
STL Sample Delivery Group: A7G100102
COC#: 117322, 117207, 117208

Date: August 31, 2007
Revision: 0

Sample ID	Method	Analyte	Concentration (µg/L)	Flag	Reason
FWGLL4mw-199c-0493-GW	8260B	2-Hexanone	10	R	Closing MRL check recovered below 60%; MS/SMD recovered below control limits.
		4-Methyl-2-pentanone	10	UJ	MS/MSD recovered below control limits; MRL Check recovered below control limits
		Acetone	10	R	MRL Checks recovered below 60%; MS/MSD recovered below control limits; CCV %D was below control limits
		Bromomethane	1.0	UJ	ICV %R was below control limits
		Chloromethane	0.38	J	Result was between the MDL and RL.
	8270C	Benzoic acid	10	R	LCS recovered below 30%.
		2,4-Dinitrophenol	5.0	R	Closing MRL Check recovered below 50%;
		4,6-Dinitro-2-methylphenol	5.0	UJ	Closing MRL Check recovered below control limits;
		4-Nitrophenol	5.0	UJ	
		Pentachlorophenol	5.0	UJ	
		Hexachlorocyclopentadiene	10	R	LCS recovered below 30%; MS/MSD recovered below control limits
	9012A	Cyanide	0.010 mg/L	UJ	MRL Check recovered below control limits
FWGTeam1-Trip	8260B	2-Butanone	10	R	CCV %D was below control limits; MS/MSD recovered below control limits;
		2-Hexanone	10	R	Closing MRL check recovered below 60%; MS/SMD recovered below control limits.

Data Verification Summary

Site: Ravenna Army Ammunition Plant
Sampling Event: July 2007
STL Sample Delivery Group: A7G100102
COC#: 117322, 117207, 117208

Date: August 31, 2007
Revision: 0

Sample ID	Method	Analyte	Concentration (µg/L)	Flag	Reason
FWGTeam1-Trip	8260B	4-Methyl-2-pentanone	10	UJ	MS/MSD recovered below control limits; MRL Check recovered below control limits
		Acetone	10	R	MRL Checks recovered below 60%; MS/MSD recovered below control limits; CCV %D was below control limits
		Bromomethane	1.0	UJ	ICV %R was below control limits
FWGTeam2-Trip	8260B	2-Butanone	10	R	CCV %D was below control limits; MS/MSD recovered below control limits;
		2-Hexanone	10	R	Closing MRL check recovered below 60%; MS/SMD recovered below control limits.
		4-Methyl-2-pentanone	10	UJ	MS/MSD recovered below control limits; MRL Check recovered below control limits
		Acetone	10	R	MRL Checks recovered below 60%; MS/MSD recovered below control limits; CCV %D was below control limits
		Bromomethane	1.0	UJ	ICV %R was below control limits
FWGTeam3-Trip	8260B	2-Butanone	10	R	CCV %D was below control limits; MS/MSD recovered below control limits;
		2-Hexanone	10	R	Closing MRL check recovered below 60%; MS/SMD recovered below control limits.

Data Verification Summary

Site: Ravenna Army Ammunition Plant
Sampling Event: July 2007
STL Sample Delivery Group: A7G100102
COC#: 117322, 117207, 117208

Date: August 31, 2007
Revision: 0

Sample ID	Method	Analyte	Concentration (µg/L)	Flag	Reason
FWGTeam3-Trip	8260B	4-Methyl-2-pentanone	10	UJ	MS/MSD recovered below control limits; MRL Check recovered below control limits
		Acetone	10	R	MRL Checks recovered below 60%; MS/MSD recovered below control limits; CCV %D was below control limits
		Bromomethane	1.0	UJ	ICV %R was below control limits

J = Analyte concentration is considered an estimated value.
MDL = Method Detection Limit
RL = reporting limit
MB = Method Blank
LCS = Laboratory Control Sample
MRL = Method Reporting Limit
MS/MSD = Matrix Spike/Matrix Spike Duplicate
U = Analyte is not detected.
R = Result is non-usable
CCV = Continuing calibration Verification
EB = Equipment Rinse Blank
ICV = Initial Calibration Verification
B = Analyte was found in an associated blank

Sample FWGLL1mw-DUP3-0499-GW was the field duplicate of FWGLL1mw-083C-0486-GW.
Sample FWGLL1mw-DUP3-0499-GF was the field duplicate of FWGLL1mw-083C-0486-GF

VOAs - 8260B

The following QC criteria were reviewed with acceptable results:

- Holding times, preservation, sample handling
- Tuning criteria
- Initial Calibration Criteria including SPCC and CCC compounds
- Internal standard area counts and retention times
- MDL verification criteria
- Method blank was free from contamination
- Surrogate recoveries
- Field duplicate RPD criteria

MRL/QC checks:

- Opening MRL: Bromomethane %R = 132%, Acetone %R = 49.7%, Methylene Chloride %R = 130%, 2-Hexanone %R = 68.4%, and Bromoform %R = 163.6%.
- The closing MRL had Bromomethane %R = 138.2%, Acetone %R = 41.9%, Methylene Chloride %R = 142.3%, Carbon Tetrachloride %R = 133.7%, 4-Methyl-2-

pentanone %R = 69.2%, 2-Hexanone %R = 58.3%, Dibromochloromethane %R = 133.5%, and Bromoform %R = 153.6%.

- There were no detected results for Bromomethane, Methylene Chloride, Carbon tetrachloride, Dibromochloromethane, and Bromoform; therefore no qualifications were made.
- Acetone: All samples EXCEPT FWGEQUIPRinse1-0501-GW were qualified rejected "R". Sample FWGEQUIPRinse1-0501-GW detected Acetone result was qualified estimated "J".
- 2-Hexanone: all results were non-detect and were qualified "R" based on the ending MRL.
- 4-Methyl-2-pentanone: all results were non-detect and were qualified estimated "UJ".

Bromomethane ICV recovery was 79.3%. All results were qualified estimated "UJ".

The CCV %D was above control limits (30%) for several analytes.

- Chloromethane %D was 28.2%; RF was acceptable.
- Bromoform %D was 40.99% (pos); RF was acceptable.
- Acetone %D was 33.5 (neg)
- 2-Butanone %D = 32.2% (neg)
- 4-methyl-2-pentanone %D = 25.25% (neg)
- 2-Hexanone %D = 28.3% (neg)
- Average %D was 10.9%.
- No qualifications were made for chloromethane, 4-methyl-2-pentanone, and 2-hexanone since the average %D was less than 20% and %Ds were less than 30%.
- There were no detected results for Bromoform; therefore qualifications were made.
- All associated samples EXCEPT FWGEQUIPRinse1-0501-GW did not detect Acetone, 2-Butanone. The results were qualified non-usable "R" because the %Ds were greater than 30% with a negative bias (low response).
- Sample FWGEQUIPRinse1-0501-GW detected acetone and 2-butanone. These results were qualified estimated "J" because the %Ds were greater than 30% with a negative bias.

FWGEQUIPRinse1-0501-GW had Acetone detected at 1.3 ug/L, 2-Butanone detected at 1.2 ug/L, and Toluene detected at 0.24 ug/L. There were no qualifications made because the contamination was less than ½ the MRL (10 ppb, 10 ppb, 1.0 ppb, respectively).

Bromoform recovered (143% and 140%) above the control limits (72-136%) control limits in the LCS and LCSD. All results were non-detect; therefore no qualifications were made.

Sample FWGLL4mw-199c-0493-GW was the parent MS/MSD sample.

- cis-1,3-dichloropropene recovered below the lab control limits (86-122) in the MS(80%) and MSD (79%).

- 1,1,2-Trichloroethane recovered below the lab control limits (88-119) in the MSD (86%).
- Bromoform recovered above the lab control limits (79-135) in the MSD (136%).
- 4-Methyl-2-pentanone recovered below the lab control limits (74-140) in the MS (64%) and MSD (66%).
- Acetone recovered below the LCG control limits (70-130) but within the lab control limits (10-166) in the MS (50%) and MSD (59%).
- 2-Butanone recovered below the LCG control limits (70-130), but within the lab control limits (52-152) in the MS (68%) and MSD (68%).
- cis-1,3-dichloropropene and 1,1,2-Trichloroethane recovered with the LCG limits of 70-130%. Therefore no qualifications were made.
- Bromoform had CCV %D and MRLQC and LCS recoveries above the respective control limits. All results were non-detect. The results were not qualified.
- 4-methyl-2-pentanone ending MRLQC recovered below control limits. The results were qualified estimated "UJ".
- Acetone recovered below control limits in the MRLQC checks. The CCV %D was also greater than the control limit with a negative bias. The results were qualified estimated "UJ".
- 2-Butanone CCV %D was greater than the control limits with a negative bias. The results were qualified estimated "UJ".

SVOCs- 8270C

The following QC criteria were reviewed with acceptable results:

- Holding times, preservation, sample handling
- Tuning criteria
- Initial Calibration criteria including CCC and SPCC compounds
- ICV and CCV criteria
- Internal standard area counts and retention times
- Method blank was free from contamination
- Equipment Rinse was free from contamination

MDL verification check data was not provided. No qualifications were made since an evaluation could not be completed.

Ending MRL (7/24 @ 1717) had 2,4-Dinitrophenol recover at 41.5%, 4-Nitrophenol recover at 56.3%, 4,6-Dinitro-2-methylphenol recover at 57.8% and Pentachlorophenol recover at 64.5%. Samples FWGDA2mw-DET1bR-0476-GW, FWGLL2mw-059c-0487-GW, FWGLL2mw-262c-0488-GW, FWGLL4mw-199c-0493-GW, FWGLL4mw-198c-0492-GW, FWGLL2mw-263c-0489-GW, FWGLL1mw-DUP3-0499-GW, and FWGLL1mw-078c-0484-GW were affected. All associated analyte results were non-detect. 2,4-Dinitrophenol results were qualified non-usable "R". 4-Nitrophenol, 4,6-Dinitro-2-methylphenol, and Pentachlorophenol results were qualified estimated "UJ".

The LCS had Benzoic acid recover at 14%, control limits 30-136 and hexachlorocyclopentadiene recover at 8.4%, control limits 30-115. All results were qualified non-usable "R".
Sample FWGLL4mw-199c-0493-GW was the parent MS/MSD sample.

- 3,3'-dichlorobenzidine recovered below the LCG control limits, but with the lab control limits (19-111) in the MS (24%) and MSD (28%). There were no other QC outliers for 3,3'-Dichlorobenzidine; therefore no qualifications were made.
- Hexachlorocyclopentadiene recovered below the lab control limits (10-98) in the MS (9.7%) and MSD (8.2%). Hexachlorocyclopentadiene also had LCS recovery failures. All hexachlorocyclopentadiene results were qualified non-usable "R".

Samples FWGDA2mw-DET1bR-0476-GW, FWGLL2mw-059c-0487-GW, FWGEQUIPRinse1-0501-GW, FWGLL4mw-199c-0493-GW, FWGLL2mw-263c-0489-GW, FWGLL1mw-083c-0486-GW, FWGLL1mw-DUP3-0499-GW, and FWGLL1mw-078c-0484-GW had surrogate 2-fluorophenol recover below control limits. No qualifications were made because LCG (Attachment A "Data Validation Guidelines, Section 2.10) allows one surrogate failure without qualification.

Pesticides- 8081

The following QC criteria were reviewed with acceptable results:

- Holding times, preservation, sample handling
- Initial Calibration criteria
- DDT and Endrin breakdown criteria
- Retention time criteria
- The method blank was free from contamination
- Equipment Rinse was free from contamination
- MS/MSD percent recoveries and RPD values criteria
- MRL Level Verification criteria
- Second Column confirmation criteria
- Field Duplicate RPD criteria

FWGLL1mw-083c-0486-GW and FWGLL1mw-DUP3-0499-GW had elevated reporting limits due to matrix interference.

MDL verification check data for instrument a2hp3 was not provided. No qualifications were made since an evaluation could not be completed.

Methoxychlor recovered above the control limits (120%) in the ICV on a2hp9. There were no detected results; therefore no qualifications were made.

CCVs

- 7/12 @ 2118 back column – Heptachlor epoxide (16.32%), gamma chlordane (15.3%), alpha chlordane (18.3%), Endosulfan I (19.9%), Dieldrin (20.9%), Endrin (25.8%),

Endosulfan II (24.3%), Endrin aldehyde (16.4%), and Endosulfan sulfate (19.4%) recovered greater than 15% D. The average %D was 13.7%; no qualifications were made.

- 7/18 @ 1625 front column – 2 of the individual peaks %D were less than 15% (neg). The average %D across all 5 peaks was 14.99%; no qualifications were made.
- 7/18 @ 1625 back column – all 5 of the individual peaks %D were less than 15% (neg). The average %D across all 5 peaks was 27.2%; No qualifications were made since toxaphene was reported as an average of the peaks and the average %D was acceptable.
- 7/18 @ 2009 front – 4,4-DDE' (16.7%) recovered greater than 15%D (pos). The average %D was 4.2 %; no qualifications were made.
- 7/18 @ 2009 back – 4,4-DDD' (23.3%) recovered greater than 15%D (pos). The average %D was 6.2 %; no qualifications were made.
- 7/19 @ 0123 front – beta-BHC (19.2%), Aldrin (16.9%), gamma-chlordane (26.1%), 4,4-DDE' (23.8%) recovered greater than 15%D (pos). The average %D was 8.3%; no qualifications were made.
- 7/19 @ 0123 back – Heptachlor epoxide (25.7%), 4,4-DDD' (18.3%) recovered greater than 15%D (pos). The average %D was 8.0%; no qualifications were made.
- 7/19 @ 0208 front column – 2 of the individual peaks %D were less than 15% (neg). The average %D across all 5 peaks was 11.6%; no qualifications were made.
- 7/19 @ 0208 back column – 4 of the individual peaks %D were less than 15% (neg). The average %D across all 5 peaks was 24.9%. No qualifications were made since toxaphene was reported as an average of the peaks and the average %D was acceptable.

Endosulfan I recovered below control limits (50-160) in the LCS (46%). All results were qualified estimated "UJ".

Sample FWGLL4mw-198c-0492-GW had DCB recover at 27%. FWGLL2mw-263c-0489-GW had DCB recover at 49%. All associated results were qualified estimated "J" for detected results and "UJ" for non-detected results.

PCBs- 8082

The following QC criteria were reviewed with acceptable results:

- Holding times, preservation, sample handling
- Initial Calibration criteria
- Retention time criteria
- ICV and CCV criteria
- The method blank was free from contamination
- Equipment Rinse was free from contamination
- MRL Level Verification criteria
- Field Duplicate RPD criteria
- MS/MSD percent recoveries and RPD values criteria

- LCS/LCSD percent recoveries and RPD value criteria
- Second Column confirmation criteria

MDL verification check data was not provided. No qualifications were made since an evaluation could not be completed.

Surrogate DCB recovered below control limits in samples FWGDQ2mw-DET1bR-0476-GW (49%), FWGLL4mw-199c-0493-GW (42%), and FWGLL4mw-198c-0492-GW (18%). All associated results were qualified estimated "UJ"

Explosives- 8330

The following QC criteria were reviewed with acceptable results:

- Holding times, preservation
- Initial Calibration Criteria
- Retention time criteria
- MRL level verification criteria
- ICV and CCV criteria
- The method blank was free from contamination
- Equipment Rinse was free from contamination
- LCS/LCSD percent recoveries and RPD value criteria

4-Nitrotoluene appears to not have been spiked into MRL checks or CCVs on 7/25 and 7/26; No qualifications were made since an evaluation could not be completed.

MDL verification check data for instrument LC9 was not provided. No qualifications were made since an evaluation could not be completed.

A filter blank was also analyzed since samples FWGLL4mw-199c-0493-GW and FWGLL1mw-198c-0492-GW. The samples were filtered prior to extraction due to the presence of excessive sediment. The filter blank detected 1,3,5-Trinitrobenzene at 0.036 ug/L. There were no detected results. Therefore no qualifications were made.

FWGEQUIPRinse1-0501-GW had RDX was detected at 0.062 ug/L. Samples FWGLL2mw-059c-0487-GW and FWGLL1mw-DUP3-0499-GW were qualified "B".

The lab re-extracted the samples outside of hold time due to LCS failures. However, the LCS recoveries were within the LCG limits. The re-extracted analyses reported outside of hold time were not evaluated.

Sample FWGLL4mw-199c-0493-GW was the parent. 2-Amino-4,6-dinitrotoluene MS/MSD RPD (22%) and 4-Nitrotoluene MS/MSD RPD (21%) was above control limits. There were no other QC outliers; therefore no qualifications were made.

Samples FWGLL1mw-083c-0486-GW and FWGLL1mw-DUP3-0499-GW had 0% surrogate recoveries. The results were qualified non-usable "R".

PETN RPD was greater than 40% between the columns in FWGLL2mw-263c-0489-GW. The result was qualified estimated "J".

Sample FWGLL1mw-DUP3-0499-GW was the field duplicate of FWGLL1mw-083C-0486-GW. The RDX field duplicate RPD was 200%. The samples were qualified estimated "J" for detected results and "UJ" for non-detected results.

Nitroguanidine- 8330M

The following QC criteria were reviewed with acceptable results:

- Holding times, preservation, sample handling
- Initial Calibration criteria
- Retention time criteria
- MRL level verification criteria
- MDL verification criteria
- ICV and CCV criteria
- The method blank was free from contamination
- Equipment Rinse was free from contamination
- LCS/LCSD percent recoveries and RPD value criteria
- MS/MSD percent recoveries and RPD values criteria
- Field Duplicate RPD criteria
- Second Column confirmation criteria

There were QC outliers noted.

Metals - 6010B

The following QC criteria were reviewed with acceptable results:

- Holding times, preservation, sample handling
- Initial Calibration criteria
- ICV and CCV criteria
- Interference Check Sample (ICSAB) criteria
- LCS/LCSD percent recoveries and RPD value criteria
- MS/MSD percent recoveries and RPD values criteria
- Post Digestion spike criteria
- MDL Verification criteria
- Field Duplicate RPD criteria

Iron closing (133.3%) MRL recovered above control limits. Iron was detected in all samples EXCEPT FWGEQUIPRinse1-0501-GW. Iron was qualified estimated "J".

Chromium closing MRL (46.9%) recovered below 65%. All chromium results were qualified non-usable "R"

Blanks:

ICB:

- Calcium was detected at 3.7 ug/L with a RL of 1000 ug/L.
- Magnesium was detected at 8.0 ug/L with a RL of 1000 ug/L.
- Manganese was detected at 0.1 ug/L with a RL of 10 ug/L.
- Potassium was detected at 151 ug/L with a RL of 1000 ug/L.
- Sodium was detected at –510 ug/L with a RL of 1000 ug/L.
- Vanadium was detected at 0.9 ug/L with a RL of 10 ug/L.
- For all analytes, the contamination was less than ½ the RL. Therefore no qualifications were made.

CCB:

- Calcium was detected in CCB1 (7.3 ug/L), CCB2 (4.1 ug/L), CCB3 (3.7 ug/L), and CCB7 (-5.9 ug/L) with a RL of 1000 ug/L.
- Chromium was detected at 0.7 ug/L with a RL of 5 ug/L.
- Copper was detected in CCB6 (-1.4 ug/L) and CCB7 (-1.6 ug/L) with a RL of 5 ug/L.
- Magnesium was detected in CCB1 (10.4 ug/L), CCB2 (5.6 ug/L), CCB3 (9.5 ug/L), CCB5 (8.7 ug/L), CCB6 (5.7 ug/L), and CCB7 (4.0 ug/L) with a RL of 1000 ug/L.
- Manganese was detected CCB1 (0.3 ug/L), CCB2 (0.2 ug/L), CCB3 (0.3 ug/L), CCB4 (0.2 ug/L), CCB5 (0.3 ug/L), CCB6 (0.2 ug/L), and CCB7 (0.2 ug/L) with a RL of 10 ug/L.
- Potassium was detected all 7 CCBs between 148 and 156 ppb with a RL of 1000 ppb.
- Vanadium was detected in 6 of the 7 CCBs between 0.5 and 0.7 ug/L with a RL of 10 ug/L.
- The contamination for Ca, Cr, Cu, Mg, Mn, K, and V was less than ½ the RL; therefore no qualifications were made.
- Selenium was detected in CCB1 (-3.0 ug/L) and CCB3 (-4.0 ug/L) with a RL of 5 ug/L.
- Sodium was detected in CCB1 (-660 ug/L), CCB2 (-610 ug/L), CCB4 (-480 ug/L), CCB5 (-730 ug/L), CCB6 (-430 ug/L), and CCB7 (-420 ug/L) with a RL of 1000 ug/L.
- No qualifications were made for Se and Na since the LCG doesn't specifically address negative blank values.

Method Blank:

- Calcium was detected at 478 ug/L with a RL of 1000 ug/L.
- Magnesium was detected at 88.7 ug/L with a RL of 1000 ug/L.
- Manganese was detected at 0.58 with a RL of 10ug/L.
- Potassium was detected at 151 ug/L with a RL of 1000ppb.

- The contamination for Ca, Mg, Mn, and K was less than ½ the MRL; therefore no qualifications were made.
- Iron was detected at 19.8 ug/L with a RL of 20 ug/L. Sample FWGLL1mw-083c-0486-GF was qualified non-detect "B"

Equipment Rinse:

- FWGEQUIPRinse1-0501-GW had Potassium was detected at 165 ug/L with a RL of 1000 ug/L. Manganese was detected at 0.73 ug/L with a RL of 10 ug/L. Potassium and Manganese contamination was less than ½ MRL; therefore no qualifications were made.
- Calcium was detected at 744 ug/L with a RL of 1000 ug/L. All calcium results were greater than 5x the contamination value; therefore no qualifications were made.

The Potassium serial dilution %D (36.7%) was greater than 10%. All potassium results were qualified estimated "J".

Metals - 6020

The following QC criteria were reviewed with acceptable results:

- Holding times, preservation, sample handling
- Internal standard and tune criteria
- Initial Calibration criteria
- ICV and CCV criteria
- MDL Level Verification criteria
- ICBs and CCBs were free from contamination
- Interference Check Sample (ICSAB) criteria
- LCS/LCSD percent recoveries and RPD value criteria
- MS/MSD percent recoveries criteria
- Post Digestion Spike criteria
- Serial Dilution criteria
- Field Duplicate RPD criteria

Aluminum closing (157.6%) MRL recovered above control limits. Aluminum was detected in samples FWGLL4mw-198c-0492-GF, FWGLL1mw-083c-0486-GF, FWGLL1mw-DUP3-0499-GF, and FWGLL1mw-078c-0484-GF and qualified estimated "J".

Blanks:

ICB:

- Aluminum was detected at 37.9 ug/L with a RL of 50 ug/L.
- Antimony was detected at 0.18 ug/L with a RL of 2 ug/L.
- Beryllium was detected at 0.015 ug/L with a RL of 1 ug/L.
- Iron was detected at 7.4 ug/L with a RL of 20 ug/L.

- For all analytes, the contamination was less than ½ the RL. Therefore no qualifications were made.

CCB

- Aluminum was detected in CCB1 (2.8 ug/L), CCB2 (-6.9 ug/L), CCB3 (-3.5 ug/L), CCB 4 (-8.8 ug/L), CCB6 (-9.8 ug/L), and CCB8 (-12 ug/L) with a RL of 50 ug/L.
- Antimony was detected in CCB1 (0.19 ug/L), CCB2 (0.24 ug/L) CCB3 (0.23 ug/L), and CCB5 (0.12 ug/L) with a RL of 2 ug/L.
- Beryllium was detected in CCB2 (0.018 ug/L) and CCB3 (0.017 ug/L) with a RL of 1 ug/L.
- Iron was detected in CCB1 (6.2 ug/L), CCB2 (3.9 ug/L), CCB3 (6.5 ug/L), and CCB7 (3.8 ug/L) with a RL of 20 ug/L.
- Thallium was detected in CCB1 at 0.082 ug/L with a RL of 1 ug/L.
- Zinc was detected in CCB2 (-0.71 ug/L) and CCB3 (-0.64 ug/L) with a RL of 10 ug/L.
- The contamination was less than ½ the RL; therefore no qualifications were made.

Method Blank

- Antimony was detected at 0.066 with a RL of 2 ug/L.
- Thallium was detected at 0.053 ug/L with a RL of 1 ug/L.
- Zinc was detected at 4.3 ug/L with a RL of 10 ppb.
- The contamination was less than ½ the RL; therefore no qualifications were made.

Mercury - 7470A

The following QC criteria were reviewed with acceptable results:

- Holding times, preservation, sample handling
- Initial Calibration criteria
- ICV and CCV criteria
- ICB and CCBs were free from contamination
- The method blank was free from contamination
- Equipment Rinse was free from contamination
- MDL and MRL Level Verification criteria
- LCS/LCSD percent recoveries and RPD value criteria
- MS/MSD percent recoveries and RPD values criteria
- Field Duplicate RPD criteria

There were no QC exceptions noted.

Nitrocellulose - 353.2

The following QC criteria were reviewed with acceptable results:

- Holding times, preservation, sample handling
- Sample preparation criteria

Site: Ravenna Army Ammunition Plant
Sampling Event: July 2007
STL Sample Delivery Group: A7G100102 **Date:** August 31, 2007
COC#: 117322, 117207, 117208 **Revision:** 0

- Initial Calibration criteria
- ICV and CCV criteria
- The method blank was free from contamination
- Equipment Rinse was free from contamination
- MRL Level Verification criteria
- ICB and CCBs were free from contamination
- LCS/LCSD percent recoveries and RPD value criteria
- Field duplicate RPD criteria
- Nitrocellulose assay criteria

The MS recovered at 27%. The MSD recovered at 33%. The MS/MSD RPD was21%. All results were qualified non-usable "R".

Cyanide- 9012

The following QC criteria were reviewed with acceptable results:

- Holding times, preservation, sample handling
- Initial Calibration criteria
- ICV and CCV criteria
- MDL Verification Check criteria
- Method Blank was free from contamination
- Equipment Rinse was free from contamination
- LCS/LCSD percent recoveries and RPD value criteria
- MS/MSD percent recoveries and RPD values criteria
- Field duplicate RPD criteria

The MRL checked recovered at 30%. A MDL check was run at the end of the run and was acceptable. All cyanide results were qualified estimated "UJ".

Data Validator: Heather McCoy
Date: 9/10/07

Senior Data Validator: Kayla Thaxton
Date: 9-11-7

Ravenna, OH Data Review Checklist

Project Number: 030240.0006.05
Sample Event: July 2007
Data Reviewer/Date: Heather Medley/August 23, 2007

SDG: A7G100102 R0
Analysis: SW846 8260B

Review Questions:	Yes	No	N/A	Comments	Qual/Criteria
1. Did Chain-of-Custody information agree with laboratory report?	✓			COC#: 117322, 117207, 117208;.	
2. Were samples preserved properly and received in good condition?	✓			12 Coolers were received between 0.2 and 3.9°C.	QAPP Table 4-2, NELAC
3. Were holding times met?	✓			Samples collected 7/9/07 and analyzed on 7/13/07.	QAPP Table 4-2 J/UJ/R
4. Were sample storage requirements met?	✓				QAPP Table 4-2
5. Were QAPP specified PQLs achieved?	✓				QAPP Table 3.3
6. Were all QAPP-specified target analytes reported?	✓				QAPP Table 3-3
7. Was the GC/MS system tuned with bromofluorobenzene (BFB)?	✓				LCG Table 1
8. Was the criteria met during each 12 hour shift (prior to ICAL and Cal Ver.)?	✓			6/20/07 @ 0806, 7/13/07 @ 0939	SW846 8260B 7.3.1
9. Did the initial calibration curve consist of 5 concentration levels?	✓			6/20/07 Instrument A3UX11 stds – 5, 10, 25, 50, 100, 200 ng on column	LCG Table 1 R
10. Did the Calibration Check Compounds (CCCs) (see Table 1 below) relative standard deviations (%RSD) ≤ 30%?	✓				LCG Table 1 R
11. Were the minimum response factors (RFs) for the System Performance Check Compounds (SPCCs) (see Table 2 below) met?	✓				LCG Table 1
12. Were all other target analytes ≤ 15% RSD? OR Was the average RSD ≤ 15%? Was a different calibration option used?	✓			Acetone and Methylene Chloride used a weighted linear curve.	LCG Table 1 15% <RSD< 20% = J/UJ
13. If a linear regression curve was used, was the correlation coefficient r≥0.99?	✓			All correlation coefficients were ≥0.99. No qualifications were made since the correlation coefficients were acceptable.	LCG Table 1 R<0.99=-J/R
14. Was a MDL Level Verification performed once per quarter with all target analytes detected?	✓			7/9/07 @ 0930	LCG Table 1 R
15. Was a MRL Level Verification run at the beginning and end of every daily sequence or every 12 hours?	✓			7/13/07 @ 1136 and 2108	LCG Table 1

Project Number: 030240.0006.05
Sample Event: July 2007
Data Reviewer/Date: Heather Medley/August 23, 2007

SDG: A7G100102 R0
Analysis: SW846 8260B

Review Questions:	Yes	No	N/A	Comments	Qual/Criteria
16. Were the QC/MRL recoveries 70-130%?		✓		Opening MRL: Bromomethane %R = 132%, Acetone %R = 49.7%, Methylene Chloride %R = 130%, 2-Hexanone %R = 68.4%, and Bromoform %R = 163.6%. The closing MRL had Bromomethane %R = 138.2%, Acetone %R = 41.9%, Methylene Chloride %R = 142.3%, Carbon Tetrachloride %R = 133.7%, 4-Methyl-2-pentanone %R = 69.2%, 2-Hexanone %R = 58.3%, Dibromochloromethane %R = 133.5%, and Bromoform %R = 153.6%. There were no detected results for Bromomethane, Methylene Chloride, Carbon tetrachloride, Dibromochloromethane, and Bromoform; therefore no qualifications were made. Acetone: All samples EXCEPT FWGEQUIPRinse1-0501-GW were qualified rejected "R". Sample FWGEQUIPRinse1-0501-GW detected Acetone result was qualified estimated "J". 2-Hexanone: all results were non-detect and were qualified "R" based on the ending MRL. 4-Methyl-2-pentanone: all results were non-detect and were qualified estimated "UJ".	LCG Table 1 >130%=J; 70-60%=J/UJ; <60%=J/R
17. Was a second source verification (ICV) analyzed after the ICAL? Were results 80-120%?		✓		6/20/07 @ 1133; Bromomethane %R = 79.3%; all results were qualified estimated "UJ"	LCG Table 1 >120%=J; 60-80%=J/UJ; <60%=J/R
18. Was a CCV run every 12 hours?	✓			7/13/07 @ 0939	LCG Table 1
19. Did the CCCs have a %Difference < 20%?	✓				LCG Table 1
20. Were the minimum RFs for the SPCCs within limits?	✓			Chloromethane %D = 28.2%; RF was acceptable. Bromoform %D = 40.99% (pos); RF was acceptable.	LCG Table 1
21. Was the average of all target analytes ≤ 20%D with a maximum D for each target analyte ≤30%?		✓		Acetone %D = 33.5 (neg), 2-Butanone %D = 32.2% (neg), 4-methyl-2-pentanone %D = 25.25% (neg), 2-Hexanone %D = 28.3% (neg); The average %D was 10.9%. No qualifications were made for chloromethane, 4-methyl-2-pentanone and 2-hexanone since the average %D was less than 20% and %Ds were less than 30%.	LCG Table 1 Avg D>20% and D>30% =R; Avg %D<20% and D>30% =J D>30% (neg) = J/R D>30% (pos) = J

Ravenna, OH Data Review Checklist

Project Number: 030240.0006.05
Sample Event: July 2007
Data Reviewer/Date: Heather Medley/August 23, 2007

SDG: A7G100102 R0
Analysis: SW846 8260B

Review Questions:	Yes	No	N/A	Comments	Qual/Criteria
				There were no detected results for Bromoform; therefore qualifications were made. All associated samples EXCEPT FWGEQUIPRinse1-0501-GW did not detect Acetone, 2-Butanone. The results were qualified non-usable "R" because the %Ds were greater than 30% with a negative bias (low response). Sample FWGEQUIPRinse1-0501-GW detected acetone and 2-butanone. These results were qualified estimated "J" because the %Ds were greater than 30% with a negative bias.	
22. Were the internal standards added to every sample?	✓				LCG Table 1
23. Were the retention times for all IS compounds within ±30 seconds from the RT of the mid-point standard in the ICAL?	✓				LCG Table 1 R
24. Was the EICP area between -50% and +100% of the ICAL mid-point standard?	✓				LCG Table 1 R
25. Was a method blank prepared and analyzed with each batch?	✓				LCG Table 1
26. Were target analytes detected in the method blank at >1/2 the MRL?		✓		There were no detections.	LCG Table 1 <5/10X =B
27. Was a field blank (equipment and/or trip) collected and analyzed?	✓				
28. Were target analytes detected in the field blank analyses >1/2 the MRL?		✓		FWGEQUIPRinse1-0501-GW had Acetone detected at 1.3 ug/L, 2-Butanone detected at 1.2 ug/L, and Toluene detected at 0.24 ug/L. There were no qualifications made because the contamination was less than ½ the MRL (10 ppb, 10 ppb, 1.0 ppb, respectively).	<5/10X =B
29. Was a field duplicate analyzed?	✓			Sample FWGLL1mw-DUP3-0499-GW was the field duplicate of FWGLL1mw-083C-0486-GW.	
30. Were the Field duplicates RPDs within ±30%?	✓				QAPP Table 3-2 RPD >30=J
31. Was a LCS prepared and analyzed with each batch?	✓			An LCSD was analyzed and reported;	LCG Table 1

Ravenna, OH Data Review Checklist

Project Number: 030240.0006.05
Sample Event: July 2007
Data Reviewer/Date: Heather Medley/August 23, 2007

SDG: A7G100102 R0
Analysis: SW846 8260B

Review Questions:	Yes	No	N/A	Comments	Qual/Criteria
32. Were the LCS recoveries within limits specified in Appendix C of the LCG?		✓		Bromoform recovered (143% and 140%) above the control limits (72-136%) control limits in the LCS and LCSD. All results were non-detect; therefore no qualifications were made.	LCG Appendix C >UL=J; 30%-LL=J/UJ; <30%=J/R
33. Was a MS/MSD prepared with each batch?	✓				LCG Table 1
34. Was the MS/MSD parent sample a Ravenna sample?	✓			Sample FWGLL4mw-199c-0493-GW was the parent.	
35. Were MS/MSD recoveries 70-130% and RPD values ≤20%?		✓		cis-1,3-dichloropropene recovered below the lab control limits (86-122) in the MS(80%) and MSD (79%). 1,1,2-Trichloroethane recovered below the lab control limits (88-119) in the MSD (86%). Bromoform recovered above the lab control limits (79-135) in the MSD (136%). 4-Methyl-2-pentanone recovered below the lab control limits (74-140) in the MS (64%) and MSD (66%). Acetone recovered below the LCG control limits (70-130) but within the lab control limits (10-166) in the MS (50%) and MSD (59%). 2-Butanone recovered below the LCG control limits (70-130), but within the lab control limits (52-152) in the MS (68%) and MSD (68%). cis-1,3-dichloropropene and 1,1,2-Trichloroethane recovered with the LCG limits of 70-130%. Therefore no qualifications were made. Bromoform had CCV %D and MRLQC and LCS recoveries above the respective control limits. All results were non-detect. The results were not qualified. 4-methyl-2-pentanone ending MRLQC recovered below control limits. The results were qualified estimated "UJ". Acetone recovered below control limits in the MRLQC checks. The CCV %D was also greater than the control limit with a negative bias. The results were qualified estimated "UJ". 2-Butanone CCV %D was greater than the control limits with a negative bias. The results were qualified estimated "UJ".	LCG Table 1 Pj

Ravenna, OH Data Review Checklist

Project Number: 030240.0006.05
Sample Event: July 2007
Data Reviewer/Date: Heather Medley/August 23, 2007

SDG: A7G100102 R0
Analysis: SW846 8260B

Review Questions:	Yes	No	N/A	Comments	Qual/Criteria
36. Were surrogate recoveries 50-150%?	✓				LCG Table 1 >150%=J; 10% -50%=J/UJ; <10%=J/R
37. Were reported sample concentrations within calibration range?	✓				
38. Were laboratory-generated Quality Control Exception Reports issued? If yes, summarize contents.		✓			
39. Were lab comments included in report? If yes, summarize contents.	✓			*Comments in case narrative on the MS/MSD recoveries and LCS recoveries.*	

References:

Louisville Chemistry Guidelines (LCG), USACE June 2002 version 5; Section I "Chemical Analysis Criteria" Table 1 and Attachment A "Data Validation Guidelines:

Final Quality Assurance Project Plan (QAPP) Addendum for the Facility-Wide Groundwater Monitoring Program Ravenna Army Ammunition Plant, Ravenna, OH, Portage Environmental September 2004

NELAC Quality Systems revision 16, July 12, 2002, Chapter 5 section 5.5.8.3.1.a.1 "temperatures just above freezing up to 6C shall be acceptable". This criterion has been used in the validation of acceptable temperatures.

Additional Comments:

Table1- CCCs

Analyte
1,1-Dichloroethene
Chloroform
1,2-Dichloropropane
Toluene
Ethylbenzene
Vinyl chloride

Table 2- SPCCs

Analyte	Minimum RF
Chloromethane	0.10
1,1-Dichlorethane	0.10
Bromoform	0.10
Chlorobenzene	0.30
1,1,2,2-Tetrachloroethane	0.30

Project Number: 030240.0006.05
Sample Event: July 2007
Data Reviewer/Date: Heather Medley/August 23, 2007

SDG: A7G100102 R0
Analysis: SW846 8260B

SDG: A7G100102
Date/Time Cal: 7/13/07 @ 0939

VOC Analyte	%D
Chloromethane	28.23193
Vinyl Chloride	18.03239
Bromomethane	11.03178
Chloroethane	3.42291
1,1-Dichloroethene	1.8767
Acetone	33.46811
Methylene Chloride	0.91979
Carbon Disulide	1.64278
trans-1,2-Dichloroethene	0.20455
1,1-Dichloroethane	13.23806
cis-1,2-Dichloroethene	8.0341
1,2-Dichloroethene total	4.00698
2-Butanone	32.16583
Bromochloromethane	1.34368
Chloroform	5.66759
1,1,1-Trichloroethane	6.8457
Carbon Tetrachloride	12.94958
Benzene	7.82964
1,2-Dichloroethane	11.13453
Trichloroethene	0.50246
1,2-Dichloropropane	11.63358
Bromodichloromethane	0.04298
cis-1,3-Dichloropropene	7.561
4-Methyl-2-pentanone	25.256
Toluene	9.94222
trans-1,3-Dichloropropene	17.69868
1,1,2-Trichloroethane	11.10731
Tetrachloroethene	3.80968
2-Hexanone	28.33594
Dibromochloromethane	15.95386
Ethylene Dibromide	9.11459
Chlorobenzene	3.33881
Ethylbenzene	6.39483
m,p- Xylenes	5.70142
o- Xylenes	4.58873
Total Xylenes	5.33709
Styrene	4.59136
Bromoform	40.99819
1,1,2,2-Tetrachloroethane	13.19573
AVG %D	10.95259

Ravenna, OH Data Review Checklist

Project Number: 030240.0006.05
Sample Event: July 2007
Data Reviewer/Date: Heather Medley/August 23, 2007

SDG: A7G100102 R0
Analysis: SW846 8270C (including PAH's)

Review Questions:	Yes	No	N/A	Comments	Qual/Criteria
1. Did Chain-of-Custody information agree with laboratory report?	✓			COC#: 117322, 117207, 117208;.	
2. Were samples preserved properly and received in good condition?	✓			12 Coolers were received between 0.2 and 3.9°C.	QAPP Table 4-2
3. Were samples extracted using the correct preparation, clean-up methods?	✓				QAPP Table 4-2
4. Were samples extracted within required holding times (7 days - water)?	✓			Samples collected 7/9/07; extracted on 7/10/07.	QAPP Table 4-2 J/UJ/R
5. Were samples analyzed within required holding times (40 days after extraction)?	✓			Samples analyzed on 7/2307 and 7/30/07.	QAPP Table 4-2 J/UJ/R
6. Were sample storage requirements met?	✓				QAPP Table 4-2
7. Were QAPP specified PQLs achieved?	✓				QAPP Table 3-4 and 3-6
8. Were all QAPP-specified target analytes reported?	✓				QAPP Table 3-4 and 3-6
9. Was the GC/MS system tuned with decafluorotriphenylphosphine (DFTPP)?	✓				LCG Table 2
10. Were the criteria met during each 12 hour shift?	✓			7/23/07 @ 1432, 7/30/07 @ 0902	LCG Table 2
11. Did the initial calibration curve consist of 5 concentration levels, with the low standard near but above the MDL?	✓			Instrument A4HP7, ICAL 7/23/07 stds = 0.05, 0.25, 0.50, 1.0, 2.5, 5.0, 7.5, 10.0, 12.5 ng on column	LCG Table 2 R
12. Did the Calibration Check Compounds (CCCs) (see Table 1 below) relative standard deviation (%RSD) ≤ 30%?	✓			Pentachlorophenol used a quadratic curve	LCG Table 2 R
13. Were the minimum response factors (RFs) for the System Performance Check Compounds (SPCCs) (see Table 2 below) met?	✓			2,4-Dinitrophenol and 4-Nitrophenol used quadratic curves.	LCG Table 2 R
14. Was each target analyte <15 % RSD, or was the average RSD <15%?	✓			2-Nitrophenol, Benzoic acid, Hexachlorocyclopentadiene, Acenaphthene, Fluorene, 4-Nitroaniline, and 4,6-Dinitro-2-methylphenol used quadratic curves.	LCG Table 2 15% <RSD< 30% = J/UJ
15. If a different calibration option was used, was the correlation coefficient (r^2) or	✓			All r^2's were greater than 0.99. No qualifications made since the coefficient of determinations were within criteria.	LCG Table 2 r<0.99=-J/R

Ravenna, OH Data Review Checklist

Project Number: 030240.0006.05
Sample Event: July 2007
Data Reviewer/Date: Heather Medley/August 23, 2007

SDG: A7G100102 R0
Analysis: SW846 8270C (including PAH's)

Review Questions:	Yes	No	N/A	Comments	Qual/Criteria
coefficient of determination (COD) (r) ≥0.99?					
16. Was a MDL Level Verification performed once per quarter with all target analytes detected?			✓	MDL verification check data was not provided. No qualifications were made since an evaluation could not be completed.	LCG Table 2 R
17. Was a MRL Level Verification run at the beginning and end of the sequence or every 12 hours?	✓			7/23/07 @ 1834 and 7/24/07 @ 0208; 7/30/07 @ 0940 and 1717	LCG Table 2
18. Were the QC/MRL recoveries 70-130%?				Ending MRL (7/24): 2,4-Dinitrophenol %R = 41.5%; 4-Nitrophenol %R = 56.3%; 4,6-Dinitro-2-methylphenol %R = 57.8%; Pentachlorophenol %R = 64.5% Samples FWGDA2mw-DET1bR-0476-GW, FWGLL2mw-059c-0487-GW, FWGLL2mw-262c-0488-GW, FWGLL4mw-199c-0493-GW, FWGLL4mw-198c-0492-GW, FWGLL2mw-263c-0489-GW, FWGLL1mw-DUP3-0499-GW, and FWGLL1mw-078c-0484-GW were affected. All associated analyte results were non-detect. 2,4-Dinitrophenol results were qualified non-usable "R". 4-Nitrophenol, 4,6-Dinitro-2-methylphenol, and Pentachlorophenol results were qualified estimated "UJ".	LCG Table 2 >130%=J; 50-70%=J/UJ; <50%=J/R
19. Was a second source (ICV) verification analyzed after the ICAL? Were results 70-130%?	✓			7/23/07 @ 1814	LCG Table 2 >130%=J; 50-70%=J/UJ; <50%=J/R
20. Was a CCV analyzed every 12 hours?	✓			7/30/07 @ 0921	LCG Table 2
21. Was the percent difference (% D) for the CCCs ≤ 20%? (see Table 1) (% drift if regression fit model used)	✓				LCG Table 2
22. Were the minimum RFs for the SPCCs met? (see Table 2)	✓				LCG Table 2
23. Was the %Difference or %Drift ≤20% for all target analytes? OR was the average %D ≤20% with no individual analyte ≥30%D?	✓				LCG Table 2 Avg D>20% and D>30% =R; Avg %D<20% and D>30% =J D>30% (neg) = J/R

Ravenna, OH Data Review Checklist

Project Number: 030240.0006.05
Sample Event: July 2007
Data Reviewer/Date: Heather Medley/August 23, 2007

SDG: A7G100102 R0
Analysis: SW846 8270C (including PAH's)

Review Questions:	Yes	No	N/A	Comments	Qual/Criteria
					D>30% (pos) = J
24. Were the internal standards added to every sample?	✓				LCG Table 2
25. Were the retention times for all IS compounds within ±30 seconds from the RT of the mid-point ICAL std?	✓				LCG Table 2 R
26. Did the areas of all IS compounds vary by no more than -50% to +100% from the ICAL EICP area?	✓				LCG Table 2 R
27. Was a method blank prepared and analyzed with each batch?	✓			Was extracted with samples and analyzed on 7/23. Samples analyzed on 7/30 did not have a separate MB extracted and analyzed. The samples were re-analyzed due to IS failures. They were originally analyzed on 7/23. No qualifications were made.	LCG Table 2
28. Were all target analytes in the method blank <1/2 the MRL?	✓				LCG Table 2 <5/10x blank = B
29. Was a field blank collected and analyzed?	✓			FWGEQUIPRinse1-0501-GW	
30. Were all target analytes in the field blank analysis <1/2 the MRL?	✓				<5/10x blank = B
31. Was a field duplicate analyzed?	✓			Sample FWGLL1mw-DUP3-0499-GW was the field duplicate of FWGLL1mw-083C-0486-GW.	
32. Were the field duplicate RPDs ≤30%?	✓				QAPP Table 3-2 RPD >30=J
33. Was an LCS prepared and analyzed with each batch?	✓			Was extracted with samples and analyzed on 7/23. Samples analyzed on 7/30 did not have a separate LCS extracted and analyzed. The samples were re-analyzed due to IS failures. They were originally analyzed on 7/23. No qualifications were made.	LCG Table 2
34. Were the LCS recoveries within limits specified in LCG Appendix C?		✓		Benzoic acid recovered at 14%, control limits 30-136. Hexachlorocyclopentadiene recovered at 8.4%, control limits 30-115. All results were qualified non-usable "R".	LCG Appendix C >UL=J; 30%-LL=J/UJ; <30%=J/R
35. Was a MS/MSD pair prepared with each batch?	✓				LCG Table 2
36. Was the MS/MSD parent sample a Ravenna sample?	✓			Sample FWGLL4mw-199c-0493-GW was the parent.	

Ravenna, OH Data Review Checklist

Project Number: 030240.0006.05
Sample Event: July 2007
Data Reviewer/Date: Heather Medley/August 23, 2007

SDG: A7G100102 R0
Analysis: SW846 8270C (including PAH's)

Review Questions:	Yes	No	N/A	Comments	Qual/Criteria
37. Were MS/MSD recoveries 45-135% and RPD value ≤40%?		✓		3,3'-dichlorobenzidine recovered below the LCG control limits, but with the lab control limits (19-111) in the MS (24%) and MSD (28%). Hexachlorocyclopentadiene recovered below the lab control limits (10-98) in the MS (9.7%) and MSD (8.2%). Hexachlorocyclopentadiene also had LCS recovery failures. All hexachlorocyclopentadiene results were qualified non-usable "R". There were no other QC outliers for 3,3'-Dichlorobenzidine; therefore no qualifications were made.	LCG Table 2 Pj
38. Were surrogate recoveries within 50-150%?		✓		Samples FWGDA2mw-DET1bR-0476-GW, FWGLL2mw-059c-0487-GW, FWGEQUIPRinse1-0501-GW, FWGLL4mw-199c-0493-GW, FWGLL2mw-263c-0489-GW, FWGLL1mw-083c-0486-GW, FWGLL1mw-DUP3-0499-GW, and FWGLL1mw-078c-0484-GW had surrogate 2-fluorophenol recover below control limits. No qualifications were made because LCG (Attachment A "Data Validation Guidelines, Section 2.10) allows one surrogate failure without qualification.	LCG Table 2 >150%=J; 10% -50%=J/UJ; <10%=J/R
39. Were reported sample concentrations within calibration range?	✓				
40. Were laboratory-generated Quality Control Exception Reports issued? If yes, summarize contents.		✓			
41. Were lab comments included in report? If yes, summarize contents.	✓				

References:

Louisville Chemistry Guidelines (LCG), USACE June 2002 version 5; Section I "Chemical Analysis Criteria" Table 2 and Attachment A "Data Validation Guidelines:

Final Quality Assurance Project Plan (QAPP) Addendum for the Facility-Wide Groundwater Monitoring Program Ravenna Army Ammunition Plant, Ravenna, OH, Portage Environmental September 2004

NELAC Quality Systems revision 16, July 12, 2002, Chapter 5 section 5.5.8.3.1.a.1 "temperatures just above freezing up to 6C shall be acceptable". This criterion has been used in the validation of acceptable temperatures.

Additional Comments:

Ravenna, OH Data Review Checklist

Project Number: 030240.0006.05
Sample Event: July 2007
Data Reviewer/Date: Heather Medley/August 23, 2007

SDG: A7G100102 R0
Analysis: SW846 8270C (including PAH's)

Table 1: CCCs

Base / Neutral Compunds	Acid Compounds
Acenaphthalene	4-Chloro-3-methylphenol
1,4-Dichlorobenzene	2,4-Dichlorophenol
Hexachlorobutadiene	2-Nitrophenol
N-Nitrosodiphehylamine	Phenol
Di-n-octylphthalate	Pentachlorophenol
Fluoroanthene	2,4,6-Trichlorophenol
Benzo(a)pyrene	

(All analytes if CCCs not included in standard)

Table 2: SPCCs

N-Nitroso-di-n-propylamine	0.050
Hexachlorocyclopentadiene	0.050
2,4-Dinitrophenol	0.050
4-Nitrophenol	0.050

Ravenna, OH Data Review Checklist

Project Number: 030240.0006.05
Sample Event: July 2007
Data Reviewer/Date: Heather Medley/ August 23, 2007

SDG: A7G100102 R0
Analysis: SW846 8081

Review Questions:	Yes	No	N/A	Comments	Qual/Criteria
1. Did Chain-of-Custody information agree with laboratory report?	✓			COC#: 117322, 117207, 117208;	
2. Were samples preserved properly and received in good condition?	✓			12 Coolers were received between 0.2 and 3.9°C.	QAPP Table 4-2, NELAC
3. Were holding times met?	✓			Samples collected 7/9/07, extracted on 7/10//07, and analyzed on 7/12/07 and 7/18/07.	QAPP Table 4-2 J/UJ/R
4. Were sample storage requirements met?	✓				QAPP Table 4-2
5. Were QAPP specified PQLs achieved?		✓		FWGLL1mw-083c-0486-GW and FWGLL1mw-DUP3-0499-GW had elevated reporting limits due to matrix interference.	QAPP Table 3-5
6. Were all QAPP-specified target analytes reported?	✓				QAPP Table 3-5
7. Was a DDT standard analyzed every 12 hours? Was the DDT %breakdown < 15%?	✓			A2hp3: 7/2/07 @ 1704, 7/12/07 @ 0942 and 2053 A2hp9: 7/17/07 @ 1507	LCG Table 4 >15%=J/R
8. Was an endrin standard analyzed every 12 hours? Was endrin %breakdown <15%?	✓			A2hp3: 7/2/07 @ 1704, 7/12/07 @ 0942 and 2053 A2hp9: 7/17/07 @ 1507, 7/18 07 @ 2031 and 7/19/07 @ 0100	LCG Table 4 >15%=J/R
9. Does the initial calibration curve consist of 5 concentration levels?	✓			Instrument a2hp3; ICAL on 7/2-7/3/07; Instrument a2hp9: ICAL on 7/17/07 Stds = 0.005, 0.01, 0.025, 0.05, 0.1, 0.20	LCG Table 4 R
10. Were the %RSDs for each analyte ≤ 20%? OR was the average %RSD ≤ 20% with the r^2 >0.990?	✓				LCG Table 4 RSD>20% or r<0.99=J/R
11. Was a blank run prior to the initial calibration?	✓				
12. Was a MDL Level Verification performed once per quarter with all target analytes detected?	✓			A2hp9: 6/8/07 @ 0943 MDL verification check data for instrument a2hp3 was not provided. No qualifications were made since an evaluation could not be completed.	LCG Table 4 R
13. Was a MRL Verification performed at the beginning and end of the sequence or every 12 hours with results 70-130%?	✓			A2hp3: 7/12/07 @ 1440 and 2143 A2hp9: 7/18/07 @ 2054 and 7/19/07 @ 0145	LCG Table 4 >130%=J; 65-70%%=J/UJ; <65%=J/R
14. Was a second source (ICV) verification analyzed after the ICAL? Were results 85-115%?		✓		A2hp3: 7/3/07 @ 0437 A2hp9: 7/17/07 @ 2128; Methoxychlor recovered above the control limits (120%). There were no detected results; therefore no qualifications were made.	LCG Table 4 >115%=J; 80-85%=J/UJ; <80%=J/R

Ravenna, OH Data Review Checklist

Project Number: 030240.0006.05
Sample Event: July 2007
Data Reviewer/Date: Heather Medley/ August 23, 2007

SDG: A7G100102 R0
Analysis: SW846 8081

Review Questions:	Yes	No	N/A	Comments	Qual/Criteria
15. Was a CCV run every 12 hours?	✓			A2hp3: 7/12/07 @ 1121 (tox), 1351, 2118, 7/13/07 @ 0442 (tox) A2h9: 7/18/07 @ 1625 (tox), 2009, 7/19/07 @ 0123, and 0208 (tox)	LCG Table 4
16. Was the %D for all target analytes ≤5%? OR was the average %D ≤ 15% with no individual analyte >30%?		✓		7/12 @ 2118 back column – Heptachlor epoxide (16.32%), gamma chlordane (15.3%), alpha chlordane (18.3%), Endosulfan I (19.9%), Dieldrin (20.9%), Endrin (25.8%), Endosulfan II (24.3%), Endrin aldehyde (16.4%), and Endosulfan sulfate (19.4%) recovered greater than 15% D. The average %D was 13.7%; no qualifications were made. 7/18 @ 1625 front column – 2 of the individual peaks %D were less than 15% (neg). The average %D across all 5 peaks was 14.99%; no qualifications were made. 7/18 @ 1625 back column – all 5 of the individual peaks %D were less than 15% (neg). The average %D across all 5 peaks was 27.2%; No qualifications were made since toxaphene was reported as an average of the peaks and the average %D was acceptable. 7/18 @ 2009 front – 4,4-DDE' (16.7%) recovered greater than 15%D (pos). The average %D was 4.2 %; no qualifications were made. 7/18 @ 2009 back – 4,4-DDD' (23.3%) recovered greater than 15%D (pos). The average %D was 6.2 %; no qualifications were made. 7/19 @ 0123 front – beta-BHC (19.2%), Aldrin (16.9%), gamma-chlordane (26.1%), 4,4-DDE' (23.8%) recovered greater than 15%D (pos). The average %D was 8.3%; no qualifications were made. 7/19 @ 0123 back – Heptachlor epoxide (25.7%), 4,4-DDD' (18.3%) recovered greater than 15%D (pos). The average %D was 8.0%; no qualifications were made. 7/19 @ 0208 front column – 2 of the individual peaks %D were less than 15% (neg). The average %D across all 5 peaks was 11.6%; no qualifications were made. 7/19 @ 0208 back column – 4 of the individual peaks %D were less than 15% (neg). The average %D across all 5 peaks was 24.9%. No qualifications were made since toxaphene was reported as an average of the peaks and the average %D was acceptable.	LCG Table 4 D>30% (neg) =J/R D>30% (pos) = J

Ravenna, OH Data Review Checklist

Project Number: 030240.0006.05
Sample Event: July 2007
Data Reviewer/Date: Heather Medley/ August 23, 2007

SDG: A7G100102 R0
Analysis: SW846 8081

Review Questions:	Yes	No	N/A	Comments	Qual/Criteria
17. Was a method blank prepared and analyzed with each batch?	✓				LCG Table 4
18. Were target analytes < ½ the MRL?	✓				LCG Table 4 <5x=B
19. Was an equipment blank collected and analyzed?	✓			FWGEQUIPRinse1-0501-GW	
20. Were target analytes in the field blank analyses (equipment) <1/2 the MRL?	✓				<5x =B
21. Was an LCS prepared and analyzed with each batch?	✓			Only a LCS is required	LCG Table 4
22. Were the LCS recoveries within limits specified in LCG Appendix C?		✓		Endosulfan I recovered below control limits (50-160) in the LCS (46%). All results were qualified estimated "UJ".	LCG Appendix C >UL=J; 30%-LL=J/UJ; <30%=J/R
23. Was a MS/MSD pair prepared with each batch?	✓				LCG Table 4
24. Was the MS/MSD parent sample a Ravenna sample?	✓			Sample FWGLL11mw-007c-0430-GW was the parent.	
25. Were MS/MSD recoveries 40-140% and RPD ≤20%?	✓				QAPP Table 3-2 Pj
26. Were surrogate recoveries 50-150%?		✓		Sample FWGLL4mw-198c-0492-GW had DCB recover at 27%. FWGLL2mw-263c-0489-GW had DCB recover at 49%. All associated results were qualified estimated "J" for detected results and "UJ" for non-detected results.	LCG Table 4 >150%=J; 10% -50%=J/UJ; <10%=J/R
27. Was a field duplicate analyzed? Were the RPDs ≤30%?	✓			Sample FWGLL1mw-DUP3-0499-GW was the field duplicate of FWGLL1mw-083C-0486-GW.	QAPP Table 3-2 RPD >30=J
28. Were all positive results verified by a second column confirmation? Were the RPD's ≤ 40?	✓				LCG Table 4 >40 RPD=J
29. Were reported sample concentrations within calibration range?	✓				
30. Were laboratory-generated Quality Control Exception Reports issued? If yes, summarize contents.		✓			

Ravenna, OH Data Review Checklist

Project Number: 030240.0006.05
Sample Event: July 2007
Data Reviewer/Date: Heather Medley/ August 23, 2007

SDG: A7G100102 R0
Analysis: SW846 8081

Review Questions:	Yes	No	N/A	Comments	Qual/Criteria
31. Were lab comments included in report? If yes, summarize contents.	✓				

References:

Louisville Chemistry Guidelines (LCG), USACE June 2002 version 5; Section I "Chemical Analysis Criteria" Table 4 and Attachment A "Data Validation Guidelines:

Final Quality Assurance Project Plan (QAPP) Addendum for the Facility-Wide Groundwater Monitoring Program Ravenna Army Ammunition Plant, Ravenna, OH, Portage Environmental September 2004

NELAC Quality Systems revision 16, July 12, 2002, Chapter 5 section 5.5.8.3.1.a.1 "temperatures just above freezing up to 6C shall be acceptable". This criterion has been used in the validation of acceptable temperatures.

Additional Comments:

Ravenna, OH Data Review Checklist

Project Number: 030240.0006.05
Sample Event: July 2007
Data Reviewer/Date: Heather Medley/August 24, 2007

SDG: A7G100102 R0
Analysis: SW846 8082

Review Questions:	Yes	No	N/A	Comments	Qual/Criteria
1. Did Chain-of-Custody information agree with laboratory report?	✓			COC#: 117322, 117207, 117208;	
2. Were samples preserved properly and received in good condition?	✓			12 Coolers were received between 0.2 and 3.9°C.	QAPP Table 4-2
3. Were holding times met?	✓			Samples collected 7/9/07, extracted on 7/10/07, and analyzed on 7/12/07.	QAPP Table 4-2 J/UJ/R
4. Were sample storage requirements met?	✓				QAPP Table 4-2
5. Were QAPP specified PQLs achieved?	✓				QAPP Table 3-5
6. Were all QAPP-specified target analytes reported?	✓				QAPP Table 3-5
7. Does the initial calibration curve consist of 5 concentration levels of Aroclors 1016 and 1260?	✓			Instrument a2hp11; ICAL on 6/27/07 Stds = 0.05, 0.1, 0.2, 0.5, 1.0, 2.0	LCG Table 3 R
8. Was the % RSD ≤ 20%? Were the r^2s >0.990?	✓				LCG Table 3 RSD>20% or r<0.99= J/R
9. Was a MDL Level Verification performed once per quarter? Were all target analytes detected?			✓	MDL verification check data was not provided. No qualifications were made since an evaluation could not be completed.	LCG Table 3 R
10. Was a MRL Level Verification performed at the beginning and end of the sequence or every 12 hours? Were the results 70-130%	✓			7/12/07 @ 1507 and 7/12/07 @ 1944	LCG Table 3 >130%=J; 65-70%=J/UJ; <65%=J/R
11. Was a second source (ICV) verification performed after the ICAL? Were results 85-115%?	✓			6/27/07 @ 2347; Aroclor-1016 peak average was 5.9%. Aroclor-1260 peak average was 12.2%. There were no detected results; therefore no qualifications were made,	LCG Table 3 >115%=J; 80-85%=J/UJ; <80%=J/R
12. Were single standards of the other five Aroclors run to aid in pattern recognition and to determine a single point calibration factor?	✓				Method 8082 Section 5.6.2
13. Was a CCV run every 12 hours?	✓			7/12/07 @ 1351 and 7/12/07 @ 1929	LCG Table 3

Ravenna, OH Data Review Checklist

Project Number: 030240.0006.05
Sample Event: July 2007
Data Reviewer/Date: Heather Medley/August 24, 2007

SDG: A7G100102 R0
Analysis: SW846 8082

Review Questions:	Yes	No	N/A	Comments	Qual/Criteria
14. Was the % D ≤ 15 % for each analyte or the average %D across all analytes ≤ 15% with a maximum %D for each target analyte ≤30%?	✓				LCG Table 3 D>30% (neg) =J/R D>30% (pos) =J
15. Was a method blank prepared and analyzed with each batch?	✓				LCG Table 5
16. Were target analytes <1/2 the MRL?	✓				LCG Table 5 <5x = B
17. Was an equipment blank collected and analyzed?	✓			FWGEQUIPRinse1-0501-GW	
18. Were target analytes in the field blank analyses (equipment) <1/2 the MRL?	✓				<5x = B
19. Was an LCS prepared and analyzed with each batch?	✓				LCG Table 3
20. Were the LCS recoveries within limits specified in LCG Appendix C?	✓				LCG Appendix C >UL=J; LL-30%=J/UJ; <30%=J/R
21. Was a MS/MSD pair prepared with each batch?	✓				LCG Table 3
22. Was the MS/MSD parent sample a Ravenna sample?	✓			Sample FWGLL11mw-007c-0430-GW was the parent.	
23. Were MS/MSD recoveries 40-140% and RPD ≤20%?	✓				QAPP Table 3-2 Pj
24. Was the surrogate spiked into all samples?	✓				
25. Were surrogate recoveries 50-150%?		✓		Surrogate DCB recovered below control limits in samples FWGDQ2mw-DET1bR-0476-GW (49%), FWGLL4mw-199c-0493-GW (42%), and FWGLL4mw-198c-0492-GW (18%). All associated results were qualified estimated "UJ"	LCG Table 3 >150%=J; 10-50%=J/UJ; <10%=R
26. Was a field duplicate analyzed? Were the RPDs <30%?	✓			Sample FWGLL1mw-DUP3-0499-GW was the field duplicate of FWGLL1mw-083C-0486-GW.	QAPP Table 3-2 RPD >30=J

Ravenna, OH Data Review Checklist

Project Number: 030240.0006.05
Sample Event: July 2007
Data Reviewer/Date: Heather Medley/August 24, 2007

SDG: A7G100102 R0
Analysis: SW846 8082

Review Questions:	Yes	No	N/A	Comments	Qual/Criteria
27. Were all positive results verified by a second dissimilar column confirmation? Was the RPD ≤ 40?	✓				LCG Table 3 RPD>40=J
28. Were reported sample concentrations within calibration range?	✓				
29. Were laboratory-generated Quality Control Exception Reports issued? If yes, summarize contents.		✓			
30. Were lab comments included in report? If yes, summarize contents.	✓				

References:

Louisville Chemistry Guidelines (LCG), USACE June 2002 version 5; Section I "Chemical Analysis Criteria" Table 3 and Attachment A "Data Validation Guidelines:

Final Quality Assurance Project Plan (QAPP) Addendum for the Facility-Wide Groundwater Monitoring Program Ravenna Army Ammunition Plant, Ravenna, OH, Portage Environmental September 2004

NELAC Quality Systems revision 16, July 12, 2002, Chapter 5 section 5.5.8.3.1.a.1 "temperatures just above freezing up to 6C shall be acceptable". This criterion has been used in the validation of acceptable temperatures.

Additional Comments:

Ravenna, OH Data Review Checklist

Project Number: 030240.0006.05
Sample Event: July 2007
Data Reviewer/Date: Heather Medley/ August 27, 2007

SDG: A7G100102 R0
Analysis: SW846 8330

Review Questions:	Yes	No	N/A	Comments	Qual/Criteria
1. Did Chain-of-Custody information agree with laboratory report?	✓			COC#: 117322, 117207, 117208;	
2. Were samples preserved properly and received in good condition?	✓			12 Coolers were received between 0.2 and 3.9°C.	QAPP Table 4-2
3. Were holding times met?	✓			Samples collected 7/9/07, extracted on 7/13/07 (prep batch 7193477), and analyzed on 7/20/07, 7/21, and 8/3/07	QAPP Table 4-2 J/UJ/R
4. Were sample storage requirements met?	✓				QAPP Table 4-2
5. Were QAPP specified PQLs achieved?		✓			QAPP Table 3-7
6. Were all QAPP-specified target analytes reported?	✓				QAPP Table 3-7
7. Was a MDL Level Verification analyzed once per quarter with all target analytes detected?	✓			LC10 – 7/31/07 @ 1722; 8/2/07 @ 0340 LC9 - MDL verification check data was not provided. No qualifications were made since an evaluation could not be completed.	LCG Table 5 R
8. Was a MRL Level Verification run at the beginning and end of every daily sequence or every 12 hours? Was the %D <30%?		✓		LC9 – 7/20 @ 1251, 1338, 2125, 2212, 7/21/07 @ 0731, and 0818; LC9 – 7/25/07 @ 1834, 1937, 7/26 @ 0610, 0713, 1746, and 1850; 4-Nitrotoluene appears to not have been spiked into MRL checks on 7/25 and 7/26; No qualifications were made since an evaluation could not be completed. LC10 – 8/2/07 @ 2308, 8/3/07 @ 0001, 0757, and 0850 Two MRLs were analyzed each time a MRL was analyzed. All the analytes were within control between the two MRLs.	LCG Table 5 >30%=J
9. Did the initial calibration curve consist of 5 concentration levels?	✓			LC9 – ICAL 2/16/07 LC10 - ICAL 7/26/07 LC9 – 7/12/07 (LC9 used for confirmation of detected results from prep batch 7194377).	LCG Table 5 R
10. Were all target analytes %RSD ≤ 20%? OR was the average RSD ≤ 20%?	✓				LCG Table 5 >20% RSD=J/R
11. If a linear regression curve was used, was the correlation coefficient $r^2 \geq 0.99$?	✓				LCG Table 5 R<0.99=-J/R
12. Was a second source verification (ICV) analyzed after the ICAL and all analytes 85-115%	✓			LC9 – 2/17/07 @ 0130 LC9 – 7/13/07 @ 0148 LC10 – 7/27/07 @ 1144	LCG Table 5 >115%=J 80-85%=J/UJ; <80%=J/R
13. Was a CCV run daily?	✓			LC9 – 7/20/07 @ 1204, 2039, and 7/21 @ 0645, 7/25/07 @ 1731, 7/26 @ 0507 and 1643; 4-Nitrotoluene appears to not have been spiked into CCVs on 7/25 and 7/26; No qualifications were made since an evaluation could not be completed. LC10 - 8/2/07 @ 2215 and 8/3/07 @ 0704	LCG Table 5

Ravenna, OH Data Review Checklist

Project Number: 030240.0006.05
Sample Event: July 2007
Data Reviewer/Date: Heather Medley/ August 27, 2007

SDG: A7G100102 R0
Analysis: SW846 8330

Review Questions:	Yes	No	N/A	Comments	Qual/Criteria
14. Were all target analytes %D ≤ 15% or average %D ≤ 15% with no individual result > 30%?	✓				LCG Table 5 D>30% (neg) = J/R D>30% (pos) = J
15. Was a method blank prepared and analyzed with each batch?	✓			A filter blank was also analyzed since samples FWGLL4mw-199c-0493-GW and FWGLL1mw-198c-0492-GW. The samples were filtered prior to extraction due to the presence of excessive sediment.	LCG Table 5
16. Were target analytes in the method blank <1/2 the MRL?		✓		The filter blank detected 1,3,5-Trinitrobenzene at 0.036 ug/L. There were no detected results. Therefore no qualifications were made.	LCG Table 5 <5x = B
17. Was a field blank (equipment) collected and analyzed?	✓			FWGEQUIPRinse1-0501-GW	
18. Were target analytes in the field blank analyses (equipment) <1/2 MRL?	✓			RDX was detected at 0.062 ug/L. Samples FWGLL2mw-059c-0487-GW and FWGLL1mw-DUP3-0499-GW were qualified "B".	<5x = B
19. Was a LCS prepared and analyzed with each batch?	✓				LCG Table 5
20. Were the LCS recoveries within limits specified in LCG Appendix C?	✓			The lab re-extracted the samples outside of hold time due to LCS failures. However, the LCS recoveries were within the LCG limits. The re-extracted analyses reported outside of hold time were not evaluated.	LCG Appendix C >UL=J; <LL=J/UJ; <30%=J/R
21. Was a MS/MSD pair prepared with each batch?	✓				LCG Table 5
22. Was the MS/MSD parent sample a Ravenna sample?	✓			Sample FWGLL4mw-199c-0493-GW was the parent.	
23. Were MS/MSD recoveries 40-140% and RPD ≤20%?	✓			2-Amino-4,6-dinitrotoluene MS/MSD RPD (22%) and 4-Nitrotoluene MS/MSD RPD (21%) was above control limits. There were no other QC outliers; therefore no qualifications were made.	QAPP Table 3-2; Pj
24. Were surrogate recoveries within acceptance criteria of 50-150%?		✓		Samples FWGLL1mw-083c-0486-GW and FWGLL1mw-DUP3-0499-GW had 0% surrogate recoveries. The results were qualified non-usable "R".	LCG Table 5 >150%=J; 10-50%=J/UJ; <10%= J/R
25. Were all positive results confirmed with a second column confirmation? Was the RPD% within ± 40%?		✓		PETN RPD was greater than 40% between the columns in FWGLL2mw-263c-0489-GW. The result was qualified estimated "J".	LCG Table 5 RPD>40%=J
26. Was a field duplicate analyzed? Were the RPDs ≤30%?		✓		Sample FWGLL1mw-DUP3-0499-GW was the field duplicate of FWGLL1mw-083C-0486-GW. The RDX field duplicate RPD was 200%. The samples were qualified estimated "J" for detected results and "UJ" for non-detected results.	QAPP Table 3-2 RPD >30=J

Ravenna, OH Data Review Checklist

Project Number: 030240.0006.05
Sample Event: July 2007
Data Reviewer/Date: Heather Medley/ August 27, 2007

SDG: A7G100102 R0
Analysis: SW846 8330

Review Questions:	Yes	No	N/A	Comments	Qual/Criteria
27. Were reported sample concentrations within calibration range?	✓				
28. Were laboratory-generated Quality Control Exception Reports issued? If yes, summarize contents.		✓			
29. Were lab comments included in report? If yes, summarize contents.	✓			*Comments in case narrative on*	

References:

Louisville Chemistry Guidelines (LCG), USACE June 2002 version 5; Section I "Chemical Analysis Criteria" Table 5 and Attachment A "Data Validation Guidelines.

Final Quality Assurance Project Plan (QAPP) Addendum for the Facility-Wide Groundwater Monitoring Program Ravenna Army Ammunition Plant, Ravenna, OH, Portage Environmental September 2004

STL SOP SAC-LC-0009 Rev. 2.0- Determination of Nitroaromatic, Nitramines, and Specialty Explosives Based on Method 8330, SW-846.

Additional Comments:

Ravenna, OH Data Review Checklist

Project Number: 030240.0006.05
Sample Event: July 2007
Data Reviewer/Date: Heather Medley/August 24, 2007

SDG: A7G100102 R0
Analysis: SW846 6010B/6020

Review Questions:	Yes	No	N/A	Comments	Qual/Criteria
1. Did Chain-of-Custody information agree with laboratory report?	✓			COC#: 117322, 117207, 117208;	
2. Were samples preserved properly and received in good condition?	✓			12 Coolers were received between 0.2 and 3.9°C.	QAPP Table 4-2
3. Were holding times met?	✓			Samples collected 7/9/07, digested on 7/11/07, ICP analyzed on 7/13/07, and ICP-MS analyzed on 7/17/07.	QAPP Table 4-2 J/UJ/R
4. Were sample storage requirements met?	✓				QAPP Table 4-2
5. Were QAPP specified RLs achieved?	✓				QAPP Table 3-8
6. Were all QAPP-specified target analytes reported?	✓				QAPP Table 3-8
7. Did the initial calibration curve range include 3 standards and a blank?	✓				LCG Table 7 R
8. Was the ICAL performed daily?	✓				LCG Table 7 R
9. Was the correlation coefficient r≥0.995 for each analyte?	✓				LCG Table 7 R<0.995=J/R
10. Was a MDL Level Verification performed once per quarter with all target analytes detected?	✓			I5 – 6/5/07; I7 – 4/9/07	LCG Table 7 R
11. Was a MRL Level Verification performed at the beginning of the daily sequence? Were results 70-130%?		✓		ICPMS: 7/17/07 @ 0806 and 1257; Aluminum closing (157.6%) MRL and Iron closing (133.3%) MRL recovered above control limits. Aluminum was detected in samples FWGLL4mw-198c-0492-GF, FWGLL1mw-083c-0486-GF, FWGLL1mw-DUP3-0499-GF, and FWGLL1mw-078c-0484-GF and qualified estimated "J". Iron was detected in all samples EXCEPT FWGEQUIPRinse1-0501-GW. Iron was qualified estimated "J". ICP: 7/12/07 @ 2334 and 7/13/07 @ 0639; Chromium closing (46.9%) recovered below 65%. All chromium results were qualified non-usable "R"	LCG Table 7 >130%=J; 65-70%=J/UJ; <65%=J/R
12. Was the ICV (second source verification) analyzed after the ICAL?	✓				LCG Table 7
13. Were all analytes within 90-110% in the ICV?	✓				LCG Table 7 J>110%=J; 90-85%=J/UJ; <85%=J/R
14. Was the ICB analyzed after the ICV with results <1/2 the MRL?	✓			Aluminum was detected at 37.9 ug/L with a RL of 50 ug/L. Antimony was detected at 0.18 ug/L with a RL of 2 ug/L. Beryllium was detected at 0.015 ug/L with a RL of 1 ug/L. Iron was detected at 7.4 ug/L with a RL of 20 ug/L.	LCG Table 7 < 5x = U

Review Questions:	Yes	No	N/A	Comments	Qual/Criteria
				Calcium was detected at 3.7 ug/L with a RL of 1000 ug/L. Magnesium was detected at 8.0 ug/L with a RL of 1000 ug/L. Manganese was detected at 0.1 ug/L with a RL of 10 ug/L. Potassium was detected at 151 ug/L with a RL of 1000 ug/L. Sodium was detected at –510 ug/L with a RL of 1000 ug/L. Vanadium was detected at 0.9 ug/L with a RL of 10 ug/L. For all analytes, the contamination was less than ½ the RL. Therefore no qualifications were made.	
15. Were CCVs analyzed every 10 samples and at the end of the analytical sequence?	✓				LCG Table 7
16. Were CCV results within 90 to 110%?	✓				LCG Table 7 >110%=J 90-85%=J/UJ; <85%=J/R
17. Were the CCBs run every 10 samples and at the end of the analytical sequence? Were results <1/2 the MRL?		✓		Aluminum was detected in CCB1 (2.8 ug/L), CCB2 (-6.9 ug/L), CCB3 (-3.5 ug/L), CCB 4 (-8.8 ug/L), CCB6 (-9.8 ug/L), and CCB8 (-12 ug/L) with a RL of 50 ug/L. Antimony was detected in CCB1 (0.19 ug/L), CCB2 (0.24 ug/L) CCB3 (0.23 ug/L), and CCB5 (0.12 ug/L) with a RL of 2 ug/L. Beryllium was detected in CCB2 (0.018 ug/L) and CCB3 (0.017 ug/L) with a RL of 1 ug/L. Iron was detected in CCB1 (6.2 ug/L), CCB2 (3.9 ug/L), CCB3 (6.5 ug/L), and CCB7 (3.8 ug/L) with a RL of 20 ug/L. Thallium was detected in CCB1 at 0.082 ug/L with a RL of 1 ug/L. Zinc was detected in CCB2 (-0.71 ug/L) and CCB3 (-0.64 ug/L) with a RL of 10 ug/L. Arsenic was detected in CCB6 at –2.1 ug/L with a RL of 5 ug/L. Barium was detected in CCB1 (0.3 ug/L), CCB2 (0.3 ug/L), CCB3 (0.5 ug/L), CCB4 (0.3 ug/L), CCB5 (0.3 ug/L), CCB6 (0.2 ug/L), and CCB7 (0.3 ug/L) with a RL of 10 ug/L. Calcium was detected in CCB1 (7.3 ug/L), CCB2 (4.1 ug/L), CCB3 (3.7 ug/L), and CCB7 (-5.9 ug/L) with a RL of 1000 ug/L. Chromium was detected at 0.7 ug/L with a RL of 5 ug/L. Copper was detected in CCB6 (-1.4 ug/L) and CCB7 (-1.6 ug/L) with a RL of 5 ug/L. Magnesium was detected in CCB1 (10.4 ug/L), CCB2 (5.6 ug/L), CCB3 (9.5 ug/L), CCB5 (8.7 ug/L), CCB6 (5.7 ug/L), and CCB7 (4.0 ug/L) with a RL of 1000 ug/L. Manganese was detected CCB1 (0.3 ug/L), CCB2 (0.2 ug/L), CCB3 (0.3 ug/L), CCB4 (0.2 ug/L), CCB5 (0.3 ug/L), CCB6 (0.2 ug/L), and CCB7 (0.2 ug/L) with a RL of 10 ug/L. Potassium was detected all 7 CCBs between 148 and 156 ppb with a RL of 1000 ppb. Vanadium was detected in 6 of the 7 CCBs between 0.5 and 0.7 ug/L with a RL of 10 ug/L.	LCG Table 7 <5x = U

Project Number: 030240.0006.05
Sample Event: July 2007
Data Reviewer/Date: Heather Medley/August 24, 2007

SDG: A7G100102 R0
Analysis: SW846 6010B/6020

Review Questions:	Yes	No	N/A	Comments	Qual/Criteria
				The contamination was less than ½ the RL; therefore no qualifications were made. Selenium was detected in CCB1 (-3.0 ug/L) and CCB3 (-4.0 ug/L) with a RL of 5 ug/L. Sodium was detected in CCB1 (-660 ug/L), CCB2 (-610 ug/L), CCB4 (-480 ug/L), CCB5 (-730 ug/L), CCB6 (-430 ug/L), and CCB7 (-420 ug/L) with a RL of 1000 ug/L. No qualifications were made since the LCG doesn't specifically address negative blank values.	
18. Was an Interelement Check Standard run at the beginning of the analytical sequence?	✓				LCG Table 7
19.Was the ICS recovery within 80 to 120% of true value for each element of interest?	✓				LCG Table 7 >120%=J; 50-79%=J/UJ; <50%=Pj/R
21. Was a method blank prepared and analyzed with each batch?	✓				LCG Table 7
22. Were target analytes <1/2 the MRL in the method blank?		✓		Antimony was detected at 0.066 with a RL of 2 ug/L. Calcium was detected at 478 ug/L with a RL of 1000 ug/L. Magnesium was detected at 88.7 ug/L with a RL of 1000 ug/L. Manganese was detected at 0.58 with a RL of 10ug/L. Potassium was detected at 151 ug/L with a RL of 1000ppb. Thallium was detected at 0.053 ug/L with a RL of 1 ug/L. Zinc was detected at 4.3 ug/L with a RL of 10 ppb. There were no qualifications made since the MB values were less than ½ the MRL. Iron was detected at 19.8 ug/L with a RL of 20 ug/L. Sample FWGLL1mw-083c-0486-GF was qualified non-detect "B"	LCG Table 7 <5x = B
23. Was a field blank collected and analyzed?	✓			FWGEQUIPRinse1-0501-GW	
24. Were target analytes reported in the field blank analyses <1/2 the MRL?		✓		Potassium was detected at 165 ug/L with a RL of 1000 ug/L. Manganese was detected at 0.73 ug/L with a RL of 10 ug/L. Potassium and Manganese contamination was less than ½ MRL; therefore no qualifications were made. Calcium was detected at 744 ug/L with a RL of 1000 ug/L. All calcium results were greater than 5x the contamination value; therefore no qualifications were made.	<5x=B
25. Was a LCS prepared and analyzed with each batch?	✓				LCG Table 7
26. Were the LCS recoveries within limits specified in LCG Appendix C?	✓				LCG Appendix C >UL=J; 60%-LL= J/UJ; <60%=J/R

Ravenna, OH Data Review Checklist

Project Number: 030240.0006.05
Sample Event: July 2007
Data Reviewer/Date: Heather Medley/August 24, 2007

SDG: A7G100102 R0
Analysis: SW846 6010B/6020

Review Questions:	Yes	No	N/A	Comments	Qual/Criteria
27. Was a MS prepared with each batch?	✓				LCG Table 7
28. Was the MS and Lab Duplicate parent sample a Ravenna sample?	✓			Sample FWGLL4mw-199c-0493-GF was the parent.	
29. Were the MS recoveries within 75-125%?	✓				LCG Table 7 >125% = J 30% - 75% = J/UJ <30% = J/R
30. Was the lab sample duplicate RPD ≤20%?	✓				LCG Table 7 >20% = J
31. Was a Post Digestion Spike analyzed as needed? Were results within 75-125%?			✓		LCG Table 7 >125%=J; 30-75%=J/UJ; <30%=R
32. Was a serial dilution performed as needed?	✓				
33. Was the 4 fold dilution within ± 10% of the original result?		✓		The Potassium %D (36.7%) was greater than 10%. All potassium results were qualified estimated "J".	LCG Table 7 >10%=J
34. Was a field duplicate analyzed? Were the RPDs ± 30%?	✓			Sample FWGLL1mw-DUP3-0499-GW was the field duplicate of FWGLL1mw-083C-0486-GW.	QAPP Table 3-2 >30% = J
35. Were sample concentrations within calibration range?	✓				
36. Were laboratory-generated Quality Control Exception Reports issued? If yes, summarize contents.		✓			
37. Were lab comments included in report? If yes, summarize contents.	✓				

References:

Louisville Chemistry Guidelines (LCG), USACE June 2002 version 5; Section I "Chemical Analysis Criteria" Table 7 and Attachment A "Data Validation Guidelines:

Final Quality Assurance Project Plan (QAPP) Addendum for the Facility-Wide Groundwater Monitoring Program Ravenna Army Ammunition Plant, Ravenna, OH, Portage Environmental September 2004

Project Number: 030240.0006.05
Sample Event: July 2007
Data Reviewer/Date: Heather Medley/August 24, 2007

SDG: A7G100102 R0
Analysis: SW846 6010B/6020

NELAC Quality Systems revision 16, July 12, 2002, Chapter 5 section 5.5.8.3.1.a.1 "temperatures just above freezing up to 6C shall be acceptable". This criterion has been used in the validation of acceptable temperatures.

Additional Comments:

Ravenna, OH Data Review Checklist

Project Number: 030240.0006.05
Sample Event: July 2007
Data Reviewer/Date: Heather Medley/ August 27, 2007

SDG: A7G100102 R0
Analysis: SW846 7470A

Review Questions:	Yes	No	N/A	Comments	Qual/Criteria
1. Did Chain-of-Custody information agree with laboratory report?	✓			COC#: 117322, 117207, 117208;	
2. Were samples preserved properly and received in good condition?	✓			12 Coolers were received between 0.2 and 3.9°C.	QAPP Table 4-2
3. Were holding times met?	✓			Samples collected 7/9/07, digested on 7/11/07, analyzed on 7/12/07.	QAPP Table 4-2 J/UJ/R
4. Were sample storage requirements met?	✓				QAPP Table 4-2
5. Were QAPP specified RLs achieved?	✓				QAPP Table 3.8
6. Were all QAPP-specified target analytes reported?	✓				QAPP Table 3-8
7. Did the initial calibration curve range include 5 standards and a blank?	✓				LCG Table 9 R
8. Was the correlation coefficient ≥ 0.995 for Hg?	✓			R = 0.999941	LCG Table 9 R<0.995=J/R
9. Was a MDL Level Verification performed once per quarter with all target analytes detected?	✓			*6/7/07*	LCG Table 9 R
10. Was a MRL Level Verification performed at the beginning of every daily analytical sequence with 70-130%?	✓			7/12/07 @ 0854 and 1453	LCG Table 9 >130%=J; 70-65%=J/UJ; <65%=J/R
11. Was the ICV analyzed after the ICAL but before samples with recoveries between 80-120%?	✓				LCG Table 9 >120%=J; 80-75%=J/UJ; <75%=J/R
12. Was the ICB analyzed after the ICAL with results <1/2 the MRL?	✓				LCG Table 9 <5x = U
13. Were the CCVs analyzed every 10 samples and at the end of the analytical sequence?	✓				LCG Table 9
14. Were CCV results within 80 to 120%?	✓				LCG Table 9 >120%=J; 80-75%=J/UJ; <75%=J/R

Ravenna, OH Data Review Checklist

Project Number: 030240.0006.05
Sample Event: July 2007
Data Reviewer/Date: Heather Medley/ August 27, 2007

SDG: A7G100102 R0
Analysis: SW846 7470A

Review Questions:	Yes	No	N/A	Comments	Qual/Criteria
15. Were the CCBs analyzed every 10 samples and at the end of the analytical sequence? Were results <1/2 the MRL?	✓				LCG Table 9 <5x = U
16. Was a method blank prepared and analyzed with each batch?	✓				LCG Table 9
17. Were target analytes detected in the method blank <1/2 the MRL?	✓				LCG Table 9 <5x = B
18. Was a field blank collected and analyzed?	✓			FWGEQUIPRinse1-0501-GW.	
19. Were target analytes reported in the field blank analyses at <1/2 the MRL?	✓				<5x=B
20. Was a LCS prepared and analyzed with each batch?	✓				LCG Table 9
21. Were the LCS recoveries within 80-120%?	✓				LCG Table 9 J>120%=J; 50-79%=J/UJ; <50%=R
22. Was a MS prepared with each batch?	✓				LCG Table 9
23. Was the MS and Lab Duplicate parent sample a Ravenna sample?	✓			Sample FWGLL4mw-199c-0493-GF was the parent.	
24. Were the MS recoveries within 80-120%?	✓				LCG Table 9 >125% = J 30% - 75% = J/UJ <30% = J/R
25. Was the Matrix Duplicate RPD ± 20%?	✓				LCG Table 9 >20% = J
26. Was a field duplicate analyzed? Were the RPDs ± 30%?	✓			Sample FWGLL11mw-DUP5-0455-GW was the field duplicate of FWGLL11mw-002C-0429-GW.	QAPP Table 3-2
27. Were sample concentrations within calibration range?	✓				
28. Were laboratory-generated Quality Control Exception Reports issued? If yes, summarize contents.		✓			

Ravenna, OH Data Review Checklist

Project Number: 030240.0006.05
Sample Event: July 2007
Data Reviewer/Date: Heather Medley/ August 27, 2007

SDG: A7G100102 R0
Analysis: SW846 7470A

Review Questions:	Yes	No	N/A	Comments	Qual/Criteria
29. Were lab comments included in report? If yes, summarize contents.	X			Comments on the MS/MSD	

References:

Louisville Chemistry Guidelines (LCG), USACE June 2002 version 5; Section I "Chemical Analysis Criteria" Table 9 and Attachment A "Data Validation Guidelines:

Final Quality Assurance Project Plan (QAPP) Addendum for the Facility-Wide Groundwater Monitoring Program Ravenna Army Ammunition Plant, Ravenna, OH, Portage Environmental September 2004

NELAC Quality Systems revision 16, July 12, 2002, Chapter 5 section 5.5.8.3.1.a.1 "temperatures just above freezing up to 6C shall be acceptable". This criterion has been used in the validation of acceptable temperatures.

Additional Comments:

Ravenna, OH Data Review Checklist

Project Number: 030240.0006.05
Sample Event: July 2007
Data Reviewer/Date: Heather Medley/ August 27, 2007

SDG: A7G100102 R0
Analysis: SW846 9012

Review Questions:	Yes	No	N/A	Comments	QUAL/Criteria
1. Did Chain-of-Custody information agree with laboratory report?	✓			COC#: 117322, 117207, 117208;	
2. Were samples preserved properly and received in good condition?	✓			12 Coolers were received between 0.2 and 3.9°C.	QAPP Table 4-2
3. Were holding times met?	✓			Samples collected 7/9/07 and analyzed on 7/12/07	QAPP Table 4-2 J/UJ/R
4. Were sample storage requirements met?	✓				QAPP Table 4-2
5. Were QAPP specified PQLs achieved?	✓				QAPP Table 3-9
6. Were all QAPP-specified target analytes reported?	✓				QAPP Table 3-9
7. Does the initial calibration curve consist of at least 6 standards and one blank?	✓			7/12/07	LCG Table 10 R
8. Was the correlation coefficient R ≥ 0.995?	✓				LCG Table 10 R<0.995=-J/R
9. Were % RSDs ≤ 10% in all standards and ICV/CCVs?	✓				LCG Table 10 RSD%>10=J
10. Were a high and low standard distilled and compared to the undistilled standard? Were the results within ± 10%?	✓				LCG Table 10 R
11. Was an MDL Level Verification performed at least once per quarter with all target analytes detected?	✓			6/12/07 and 7/12/07	LCG Table 10 R
12. Was a MRL Level Verification performed at the beginning of every daily sequence? Were results within 70-130%?		✓		The MRL checked recovered at 30%. A MDL check was run at the end of the run and was acceptable. All cyanide results were qualified estimated "UJ".	LCG Table 10 >130%=J; 65-70%=J/UJ; <65%=J/R
13. Was a second source verification (ICV) analyzed after the ICAL and all analytes 85-115%?	✓				LCG Table 10 >115%=J; 80-85%=J/UJ; <80%=J/R
14. Was the ICB analyzed after the ICV with results <1/2 the MRL?	✓				LCG Table 7 < 5x = U
15. Was a CCV run at the beginning and end of the analytical sequence?	✓				LCG Table 10

Ravenna, OH Data Review Checklist

Project Number: 030240.0006.05
Sample Event: July 2007
Data Reviewer/Date: Heather Medley/ August 27, 2007

SDG: A7G100102 R0
Analysis: SW846 9012

Review Questions:	Yes	No	N/A	Comments	QUAL/Criteria
16. Were the CCV results 80-120%?	✓				LCG Table 10 >120%=J; 75-80%=J/UJ; <75%=J/R
17. Was a method blank prepared and analyzed with each batch?	✓				
18. Were target analytes detected in the method blank >1/2 the MRL?	✓				LCG Table 10 <5x=B
19. Was a field blank collected and analyzed?	✓			FWGEQUIPRinse1-0501-GW	
20. Were target analytes in the field blank analyses <1/2 the MRL?	✓				<5x=B
21. Was a field duplicate analyzed? Were the RPDs ≤30%?	✓			Sample FWGLL1mw-DUP3-0499-GW was the field duplicate of FWGLL1mw-083C-0486-GW.	QAPP Table 3-2 >30% = J
22. Was an LCS prepared and analyzed with each batch?	✓				LCG Table 10
23. Were the LCS recoveries 80-120%?	✓				LCG Table 10 >120%=J; 50-79%=J/UJ; <50%=R
24. Was a MS prepared once per every 10 samples?	✓				LCG Table 10
25. Was the MS parent sample a Ravenna sample?	✓			Sample FWGLL4mw-199c-0493-GW was the parent.	
26. Were MS recoveries 75-125%?	✓				QAPP Table 3-2 >120%=J; 30-74%=J/UJ; <30%=J/R
27. Were reported sample concentrations within calibration range?	✓				
28. Were laboratory-generated Quality Control Exception Reports issued? If yes, summarize contents.		✓			
29. Were lab comments included in report? If yes, summarize contents.	✓				

Ravenna, OH Data Review Checklist

Project Number: 030240.0006.05
Sample Event: July 2007
Data Reviewer/Date: Heather Medley/ August 27, 2007

SDG: A7G100102 R0
Analysis: SW846 9012

References: Louisville Chemistry Guidelines (LCG), USACE June 2002 version 5; Section I "Chemical Analysis Criteria" Table 10 and Attachment A "Data Validation Guidelines:

Final Quality Assurance Project Plan (QAPP) Addendum for the Facility-Wide Groundwater Monitoring Program Ravenna Army Ammunition Plant, Ravenna, OH, Portage Environmental September 2004

NELAC Quality Systems revision 16, July 12, 2002, Chapter 5 section 5.5.8.3.1.a.1 "temperatures just above freezing up to 6C shall be acceptable". This criterion has been used in the validation of acceptable temperatures.

Additional Comments:

Ravenna, OH Data Review Checklist

Project Number: 030240.0006.05
Sample Event: July 2007
Data Reviewer/Date: Heather Medley/ August 27, 2007

SDG: A7G100102 Rev 0
Analysis: EPA 353.2- Nitrocellulose

Review Questions:	Yes	No	N/A	Comments	Qualifier
1. Did Chain-of-Custody information agree with laboratory report?	✓			COC#: 117322, 117207, 117208;	
2. Were samples preserved properly and received in good condition?	✓			12 Coolers were received between 0.2 and 3.9°C.	QAPP Table 4-2
3. Were holding times met?	✓			Samples collected 7/907, extracted 7/17, hydrolyzed 7/9, and analyzed on 7/20/07	QAPP Table 4-2 J/UJ/R
4. Were sample storage requirements met?	✓				QAPP Table 4-2
5. Were QAPP specified RLs achieved?	✓				QAPP Table 3.7
6. Were all QAPP-specified target analytes reported?	✓				QAPP Table 3.7
7. Was Acetone used to extract the samples? Was the Acetone evaporated using Nitrogen?	✓				STL SOP Sections 11.4
8. Does the initial calibration curve consist of 5 concentration levels with the low standard near but > MDL?	✓			Instrument FS4; ICAL 7/20/07 Stds- 0, 0.05, 0.2, 0.4, 1, 2	STL SOP Section 10.2 R
9. Was the correlation coefficient >0.995?	✓				STL SOP Section 10.2
10. Was a MRL Level Verification run at the beginning and end of every daily sequence or every 12 hours? Was the %D <30%?	✓			7/20/07 @ 1145, 1213, 1237	LCG Table 5 >30%=J
11. Was a second source verification (ICV) analyzed after the ICAL? Were all analytes 90-110%?	✓			7/20/07 @ 1143	STL SOP Section 9.8, 10.3, LCG >110%=J; 90-85%=J/UJ; <85%=J/R
12. Was the ICB analyzed after the ICV with results <1/2 the MRL?	✓				STL SOP Section 9.8, LCG < 5x = U
13. Was a CCV run every 10 samples and at the end of the analytical run?	✓			7/20/07 @ 1215, 1239	STL SOP Section 10.4
14. Was the ICV and CCV a mid-level standard from the initial calibration curve?	✓				STL SOP Section 10.3.1

Ravenna, OH Data Review Checklist

Project Number: 030240.0006.05
Sample Event: July 2007
Data Reviewer/Date: Heather Medley/ August 27, 2007

SDG: A7G100102 Rev 0
Analysis: EPA 353.2- Nitrocellulose

Review Questions:	Yes	No	N/A	Comments	Qualifier
15. Were all CCV calibration analytes within 90-110%?	✓				STL SOP Section 10.4, LCG >110%=J; 85-90%=J/UJ; <85%=J/R
16. Was the ICB analyzed after the ICV with results <1/2 the MRL?	✓				STL SOP Section 10.4, LCG < 5x = U
17. Was the Nitrocellulose assay available and/or analyzed to be within 10%?	✓				STL SOP Section 7.14.1 R
18. Was a method blank prepared and analyzed with each batch?	✓				
19. Were target analytes reported in the method blank <1/2 the MRL?	✓			ADR checked section;	STL SOP Section 9.4, LCG <5x=B
20. Was a field blank collected and analyzed?	✓			FWGEQUIPRinse1-0501-GW	
21. Were target analytes reported in the field blank analyses <1/2 the MRL?	✓				<5x=B
22. Was a field duplicate analyzed? Were the RPDs ≤30%?	✓			Sample FWGLL1mw-DUP3-0499-GW was the field duplicate of FWGLL1mw-083C-0486-GW.	QAPP Table 3-2 RPD > 30% = J
23. Was an LCS prepared and analyzed with each batch? Was the LCS recovery within lab's in-house limits%?		✓		The LCS recovered above control limits. There were no detected results therefore no qualifications were made.	>UL%=J; 50-LL%=J/UJ; <50%=J/R
24. Was a MS/MSD pair prepared with each batch?	✓				
25. Was the MS/MSD parent sample a Ravenna sample?	✓			Sample FWGLL4mw-199c-0493-GW was the parent.	
26. Were MS/MSD recoveries 40-140% and RPD ≤20?		✓		The MS recovered at 27%. The MSD recovered at 33%. The MS/MSD RPD was21%. All associated results were qualified non-usable "R".	QAPP Table 3-2 Method EPA 353.2 Section 9.4.2 >UL%=J; 30-LL%=J/UJ; <30%=J/R

Ravenna, OH Data Review Checklist

Project Number: 030240.0006.05
Sample Event: July 2007
Data Reviewer/Date: Heather Medley/ August 27, 2007

SDG: A7G100102 Rev 0
Analysis: EPA 353.2- Nitrocellulose

Review Questions:	Yes	No	N/A	Comments	Qualifier
27. Were sample concentrations within calibration range?	✓				
28. Were laboratory-generated Quality Control Exception Reports issued? If yes, summarize contents.		✓			
30. Were lab comments included in report? If yes, summarize contents.	✓				

References: *STL SOP SAC-WC-0050 "Preparation and Analysis of Nitrocellulose in Aqueous and Soil/Sediment Samples by Colorimetric Autoanalyzer", Jan 2007, rev. 2.0*

Louisville Chemistry Guidelines (LCG), USACE June 2002 version 5

Final Quality Assurance Project Plan (QAPP) Addendum for the Facility-Wide Groundwater Monitoring Program Ravenna Army Ammunition Plant, Ravenna, OH, Portage Environmental September 2004

NELAC Quality Systems revision 16, July 12, 2002, Chapter 5 section 5.5.8.3.1.a.1 "temperatures just above freezing up to 6C shall be acceptable". This criterion has been used in the validation of acceptable temperatures.

Additional Comments:

Ravenna, OH Data Review Checklist

Project Number: 030240.0006.05
Sample Event: July 2007
Data Reviewer/Date: Heather Medley/August 30, 2007

SDG: A7G100102 R0
Analysis: SW846 8330 Nitroguanidine

Review Questions:	Yes	No	N/A	Comments	QUAL/Criteria
1. Did Chain-of-Custody information agree with laboratory report?	✓			COC#: 117322, 117207, 117208	
2. Were samples preserved properly and received in good condition?	✓			12 Coolers were received between 0.2 and 3.9°C.	QAPP Table 4-2
3. Were holding times met?	✓			Samples collected 7/09, extracted on 7/13/07, and analyzed on 7/19/07 and 7/20/07.	QAPP Table 4-2 J/UJ/R
4. Were sample storage requirements met?	✓				QAPP Table 4-2
5. Were QAPP specified PQLs achieved?	✓				QAPP Tale 3-7
6. Were all QAPP-specified target analytes reported?	✓				QAPP Table 3-7
7. Was a MDL Level Verification analyzed once per quarter with all target analytes detected?	✓			6/13/07 @ 2235	LCG Table 5 R
8. Was a MRL Level verification run at the beginning and end of every daily sequence or every 12 hours? Was the %D < 30%?	✓			7/19/07 @ 2059, 7/20 @ 0046 and 0413	LCG Table 5 >30%=J
9. Does the initial calibration curve consist of 5 concentration levels? (6 stds for quadratic curves)	✓			Instrument: Varian Star 1, ICAL 6/13/07 Stds: 20, 50, 100, 200, 500, 1000	STL SOP Section 10.2, LCG R
10. Were all target analytes %RSD ≤ 20%? OR was the average RSD ≤ 20%?	✓				LCG Table 5 >20% RSD=J/R
11. If a linear regression curve was used, was the correlation coefficient r≥0.995? (0.990 for Quadratic curve)	✓				STL SOP Section 10.4, LCG R<0.99=-J/R
12. Was a second source verification (ICV) analyzed after the ICAL and all analytes 85-115%?	✓			6/13/07 @ 2255	STL SOP Section 9.9 >115%=J; 80-85%=J/UJ; <80%=J/R
13. Was a CCV run at least every 10 samples and at the end of the analytical run?	✓			7/19/07 @ 2038, 7/20 @ 0025 and 0352	STL SOP Section 10.9
14. Was the average %D (difference or drift) for all target analytes < 15%?	✓				LCG Table 5 D>30% (neg) = J/R D>30% (pos) = J

Ravenna, OH Data Review Checklist

Project Number: 030240.0006.05
Sample Event: July 2007
Data Reviewer/Date: Heather Medley/August 30, 2007

SDG: A7G100102 R0
Analysis: SW846 8330 Nitroguanidine

Review Questions:	Yes	No	N/A	Comments	QUAL/Criteria
15. Was a method blank prepared and analyzed with each batch?	✓				LCG Attachment A Section 5.6
16. Were target analytes reported in the method blank <1/2 the MRL?	✓				LCG Table 5 <5x = B
17. Was a field blank collected and analyzed?	✓			FWGEQUIPRinse1-0501-GW	
18. Were target analytes reported in the field blank analyses < ½ the MRL?	✓				<5x=B
19. Was a field duplicate analyzed? Were the RPDs ≤30%?	✓			Sample FWGLL1mw-DUP3-0499-GW was the field duplicate of FWGLL1mw-083C-0486-GW.	QAPP Table 3-2 RPD >30=J
20. Were all positive results confirmed with a second column confirmation? Was the RPD ≤ 40%?			✓		LCG Table 5 RPD>40%=J
21. Was an LCS prepared and analyzed with each batch?	✓				STL SOP Section 9.6
22. Were the LCS recoveries within limits specified in LCG Appendix C?	✓				LCG Appendix C <UL=J; 30-LL=J/UJ; <30%=J/R
23. Was a MS/MSD pair prepared with each batch?	✓				STL SOP Section 9.7
24. Was the MS/MSD parent sample a Ravenna sample?	✓			Sample FWGLL4mw-199c-0493-GW was the parent.	
25. Were MS/MSD recoveries 40-140% and RPD ≤20%?	✓				QAPP Table 3-2 Pj
27. Were reported sample concentrations within calibration range?	✓				
28. Were laboratory-generated Quality Control Exception Reports issued? If yes, summarize contents.		✓			
29. Were lab comments included in report? If yes, summarize contents.		✓			

References: Louisville Chemistry Guidelines (LCG), USACE June 2002 version 5; Section I "Chemical Analysis Criteria" Table 5 and Attachment A "Data Validation Guidelines.

Ravenna, OH Data Review Checklist

Project Number: 030240.0006.05
Sample Event: July 2007
Data Reviewer/Date: Heather Medley/August 30, 2007

SDG: A7G100102 R0
Analysis: SW846 8330 Nitroguanidine

Final Quality Assurance Project Plan (QAPP) Addendum for the Facility-Wide Groundwater Monitoring Program Ravenna Army Ammunition Plant, Ravenna, OH, Portage Environmental September 2004

STL SOP SAC-LC-0010 "Determination of Nitroguanidine Based on Method 8330, SW-846" April 2007, revision 2.0

NELAC Quality Systems revision 16, July 12, 2002, Chapter 5 section 5.5.8.3.1.a.1 "temperatures just above freezing up to 6C shall be acceptable". This criterion has been used in the validation of acceptable temperatures.

Additional Comments:

Sample Qualification Report with Reason Codes (All Results sorted by Client Sample ID)

Client Sample ID : FWGDA2mw-DET1bR-0476-GF **Lab Report Batch :** A7G100102 **Lab ID :** STLCAN

Sample Date : 07/09/2007 **Analysis Type: RES/TOT** **Sample Matrix :** AQ

Lab Sample ID: A7G100102002

Reviewed By / Date : Heather Medley 8/31/07 **Approved By / Date :**

Analyte Name	Result	Uncertainty / Error	Result Units	Lab Qual	Rep Res	Overall Qual*	Temp	HT	MB	LCS	MS	Lab Dup	Surr	Rep Limit	Moist Tot/Dis	Field QC	Tune	IC	ICV	CV / CCV	Reason Codes
Analysis Method : 6010B						**Dilution: 1**															
Arsenic	6.8		ug/L		YES																
Barium	31.9		ug/L		YES																
Calcium	84600		ug/L	J	YES																
Chromium	5.0		ug/L	U	YES	R															Pj-
Cobalt	5.0		ug/L	U	YES																
Copper	5.0		ug/L	U	YES																
Lead	3.0		ug/L	U	YES																
Magnesium	27900		ug/L	J	YES																
Manganese	198		ug/L	J	YES																
Nickel	10.0		ug/L	U	YES																
Potassium	1560		ug/L	J	YES	J															Pj
Selenium	5.0		ug/L	U	YES																
Silver	5.0		ug/L	U	YES																
Sodium	9300		ug/L		YES																
Vanadium	10.0		ug/L	U	YES																
Analysis Method : 6020						**Dilution: 1**															
Aluminum	50.0		ug/L	U	YES																
Antimony	0.34		ug/L	B J	YES	J								J							L
Beryllium	1.0		ug/L	U	YES																
Cadmium	0.50		ug/L	U	YES																
Iron	1970		ug/L	J	YES	J															Pj
Thallium	0.026		ug/L	B J	YES	J								J							L
Zinc	10.0		ug/L	U	YES																
Analysis Method : 7470A						**Dilution: 1**															
Mercury	0.20		ug/L	U	YES																

* Overall result qualifier reflects summation of qualifiers added during automated data review and any qualifiers added manually for categories not assessed by automated data review

Sample Qualification Report with Reason Codes (All Results sorted by Client Sample ID)

Client Sample ID : FWGDA2mw-DET1bR-0476-GW **Lab Report Batch :** A7G100102 **Lab ID :** STLCAN

Sample Date : 07/09/2007 **Analysis Type: RES** **Sample Matrix :** AQ

Lab Sample ID: A7G100102001

Reviewed By / Date : Heather Melby 8/31/07 **Approved By / Date :**

Analyte Name	Result	Uncertainty / Error	Result Units	Lab Qual	Rep Res	Overall Qual*	Temp	HT	MB	LCS	MS	Lab Dup	Surr	Rep Limit	Moist Tot/Dis	Field QC	Tune	IC	ICV	CV / CCV	Reason Codes
Analysis Method : 353.2 Modified						**Dilution: 1**															
Nitrocellulose	0.50		mg/L	U	YES	R					R										I,H-
Analysis Method : 8081A						**Dilution: 1**															
4,4'-DDD	0.030		ug/L	U	YES																
4,4'-DDE	0.030		ug/L	U	YES																
4,4'-DDT	0.030		ug/L	U	YES																
Aldrin	0.030		ug/L	U	YES																
alpha-BHC	0.030		ug/L	U	YES																
alpha-Chordane	0.030		ug/L	U	YES																
beta-BHC	0.030		ug/L	U	YES																
delta-BHC	0.030		ug/L	U	YES																
Dieldrin	0.030		ug/L	U	YES																
Endosulfan I	0.025		ug/L	U	YES	UJ				UJ											J-
Endosulfan II	0.025		ug/L	U	YES																
Endosulfan sulfate	0.030		ug/L	U	YES																
Endrin	0.030		ug/L	U	YES																
Endrin aldehyde	0.030		ug/L	U	YES																
Endrin ketone	0.030		ug/L	U	YES																
gamma-BHC	0.030		ug/L	U	YES																
gamma-Chlordane	0.030		ug/L	U	YES																
Heptachlor	0.030		ug/L	U	YES																
Heptachlor epoxide	0.030		ug/L	U	YES																
Methoxychlor	0.10		ug/L	U	YES																
Toxaphene	2.0		ug/L	U	YES																
Analysis Method : 8082						**Dilution: 1**															
Aroclor 1016	0.50		ug/L	U	YES	UJ							UJ								G-
Aroclor 1221	0.50		ug/L	U	YES	UJ							UJ								G-
Aroclor 1232	0.50		ug/L	U	YES	UJ							UJ								G-
Aroclor 1242	0.50		ug/L	U	YES	UJ							UJ								G-
Aroclor 1248	0.50		ug/L	U	YES	UJ							UJ								G-
Aroclor 1254	0.50		ug/L	U	YES	UJ							UJ								G-
Aroclor 1260	0.50		ug/L	U	YES	UJ							UJ								G-
Analysis Method : 8260B						**Dilution: 1**															

* Overall result qualifier reflects summation of qualifiers added during automated data review and any qualifiers added manually for categories not assessed by automated data review

Sample Qualification Report with Reason Codes (All Results sorted by Client Sample ID)

Client Sample ID : FWGDA2mw-DET1bR-0476-GW **Lab Report Batch :** A7G100102 **Lab ID :** STLCAN

Sample Date : 07/09/2007 **Analysis Type: RES** **Sample Matrix :** AQ

Lab Sample ID: A7G100102001

Reviewed By / Date : H Medley 8/31/2007 **Approved By / Date :**

Analyte Name	Result	Uncertainty / Error	Result Units	Lab Qual	Rep Res	Overall Qual*	Temp	HT	MB	LCS	MS	Lab Dup	Surr	Rep Limit	Moist Tot/Dis	Field QC	Tune	IC	ICV	CV / CCV	Reason Codes
Analysis Method : 8260B						**Dilution: 1**															
1,1,1-Trichloroethane	1.0		ug/L	U	YES																
1,1,2,2-Tetrachloroethane	1.0		ug/L	U	YES																
1,1,2-Trichloroethane	1.0		ug/L	U	YES																
1,1-Dichloroethane	1.0		ug/L	U	YES																
1,1-Dichloroethene	1.0		ug/L	U	YES																
1,2-Dibromoethane	1.0		ug/L	U	YES																
1,2-Dichloroethane	1.0		ug/L	U	YES																
1,2-Dichloroethene (total)	1.0		ug/L	U	YES																
1,2-Dichloropropane	1.0		ug/L	U	YES																
2-Butanone	10		ug/L	U	YES	R					UJ									R	H-,W-
2-Hexanone	10		ug/L	U	YES	R					UJ										Pj-,H-
4-Methyl-2-pentanone	10		ug/L	U	YES	UJ					UJ										Pj-,H-
Acetone	10		ug/L	U	YES	R					UJ									R	Pj-,W-,H-
Benzene	1.0		ug/L	U	YES																
Bromochloromethane	1.0		ug/L	U	YES																
Bromodichloromethane	1.0		ug/L	U	YES																
Bromoform	1.0		ug/L	U	YES																
Bromomethane	1.0		ug/L	U	YES	UJ													UJ		U-
Carbon disulfide	1.0		ug/L	U	YES																
Carbon tetrachloride	1.0		ug/L	U	YES																
Chlorobenzene	1.0		ug/L	U	YES																
Chloroethane	1.0		ug/L	U	YES																
Chloroform	1.0		ug/L	U	YES																
Chloromethane	1.0		ug/L	U	YES																
cis-1,2-Dichloroethene	1.0		ug/L	U	YES																
cis-1,3-Dichloropropene	1.0		ug/L	U	YES																
Dibromochloromethane	1.0		ug/L	U	YES																
Ethylbenzene	1.0		ug/L	U	YES																
M&P-XYLENES	2.0		ug/L	U	YES																
Methylene chloride	2.0		ug/L	U	YES																
o-Xylene	1.0		ug/L	U	YES																

* Overall result qualifier reflects summation of qualifiers added during automated data review and any qualifiers added manually for categories not assessed by automated data review

Sample Qualification Report with Reason Codes (All Results sorted by Client Sample ID)

Client Sample ID : FWGDA2mw-DET1bR-0476-GW **Lab Report Batch :** A7G100102 **Lab ID :** STLCAN

Sample Date : 07/09/2007 **Analysis Type: RES** **Sample Matrix :** AQ

Lab Sample ID: A7G100102001

Reviewed By / Date : H Medley 8/31/2007 **Approved By / Date :**

Analyte Name	Result	Uncertainty / Error	Result Units	Lab Qual	Rep Res	Overall Qual*	Temp	HT	MB	LCS	MS	Lab Dup	Surr	Rep Limit	Moist Tot/Dis	Field QC	Tune	IC	ICV	CV / CCV	Reason Codes
Analysis Method : 8260B						**Dilution: 1**															
Styrene	1.0		ug/L	U	YES																
Tetrachloroethene	1.0		ug/L	U	YES																
Toluene	1.0		ug/L	U	YES																
TOTAL XYLENES	2.0		ug/L	U	YES																
trans-1,2-Dichloroethene	1.0		ug/L	U	YES																
trans-1,3-Dichloropropene	1.0		ug/L	U	YES																
Trichloroethene	1.0		ug/L	U	YES																
Vinyl chloride	1.0		ug/L	U	YES																
Analysis Method : 8270C						**Dilution: 1**															
1,2,4-Trichlorobenzene	1.0		ug/L	U	YES																
1,2-Dichlorobenzene	1.0		ug/L	U	YES																
1,3-Dichlorobenzene	1.0		ug/L	U	YES																
1,4-Dichlorobenzene	1.0		ug/L	U	YES																
2,2-OXYBIS (1-CHLOROPROPANE)	1.0		ug/L	U	YES																
2,4,5-Trichlorophenol	5.0		ug/L	U	YES																
2,4,6-Trichlorophenol	5.0		ug/L	U	YES																
2,4-Dichlorophenol	2.0		ug/L	U	YES																
2,4-Dimethylphenol	2.0		ug/L	U	YES																
2,4-Dinitrophenol	5.0		ug/L	U	YES	R															Pj-
2,4-Dinitrotoluene	5.0		ug/L	U	YES																
2,6-Dinitrotoluene	5.0		ug/L	U	YES																
2-Chloronaphthalene	1.0		ug/L	U	YES																
2-Chlorophenol	1.0		ug/L	U	YES																
2-Methylnaphthalene	0.20		ug/L	U	YES																
2-Methylphenol	1.0		ug/L	U	YES																
2-Nitroaniline	2.0		ug/L	U	YES																
2-Nitrophenol	2.0		ug/L	U	YES																
3,3'-Dichlorobenzidine	5.0		ug/L	U	YES																
3-Nitroaniline	2.0		ug/L	U	YES																
4,6-Dinitro-2-methylphenol	5.0		ug/L	U	YES	UJ															Pj-
4-Bromophenyl phenyl ether	2.0		ug/L	U	YES																

* Overall result qualifier reflects summation of qualifiers added during automated data review and any qualifiers added manually for categories not assessed by automated data review

Sample Qualification Report with Reason Codes (All Results sorted by Client Sample ID)

Client Sample ID : FWGDA2mw-DET1bR-0476-GW **Lab Report Batch :** A7G100102 **Lab ID :** STLCAN

Sample Date : 07/09/2007 **Analysis Type: RES** **Sample Matrix :** AQ

Lab Sample ID: A7G100102001

Reviewed By / Date : H Medley 8/31/2007 **Approved By / Date :**

Analyte Name	Result	Uncertainty / Error	Result Units	Lab Qual	Rep Res	Overall Qual*	Temp	HT	MB	LCS	MS	Lab Dup	Surr	Rep Limit	Moist Tot/Dis	Field QC	Tune	IC	ICV	CV / CCV	Reason Codes
Analysis Method : 8270C						**Dilution: 1**															
4-Chloro-3-methylphenol	2.0		ug/L	U	YES																
4-Chloroaniline	2.0		ug/L	U	YES																
4-Chlorophenyl phenyl ether	2.0		ug/L	U	YES																
4-Methylphenol	1.0		ug/L	U	YES																
4-Nitroanaline	2.0		ug/L	U	YES																
4-Nitrophenol	5.0		ug/L	U	YES	UJ															Pj-
Acenaphthene	0.20		ug/L	U	YES																
Acenaphthylene	0.20		ug/L	U	YES																
Anthracene	0.20		ug/L	U	YES																
Benzo(a)anthracene	0.20		ug/L	U	YES																
Benzo(a)pyrene	0.20		ug/L	U	YES																
Benzo(b)fluoranthene	0.20		ug/L	U	YES																
BENZO(G,H,I)PERYLENE	0.20		ug/L	U	YES																
Benzo(k)fluoranthene	0.20		ug/L	U	YES																
Benzoic acid	10		ug/L	U	YES	R				R											J-
Benzyl alcohol	5.0		ug/L	U	YES																
bis(2-Chloroethoxy)methane	1.0		ug/L	U	YES																
bis(2-Chloroethyl) ether	1.0		ug/L	U	YES																
bis(2-Ethylhexyl) phthalate	5.3		ug/L	J	YES	J								J							L
Butylbenzyl Phthalate	1.0		ug/L	U	YES																
Carbazole	1.0		ug/L	U	YES																
Chrysene	0.20		ug/L	U	YES																
dibenzo(a,h)anthracene	0.20		ug/L	U	YES																
Dibenzofuran	1.0		ug/L	U	YES																
Diethyl phthalate	1.0		ug/L	U	YES																
Dimethyl phthalate	1.0		ug/L	U	YES																
Di-n-butyl phthalate	1.0		ug/L	U	YES																
Di-n-octyl phthalate	1.0		ug/L	U	YES																
Fluoranthene	0.20		ug/L	U	YES																
Fluorene	0.20		ug/L	U	YES																
Hexachlorobenzene	0.20		ug/L	U	YES																

* Overall result qualifier reflects summation of qualifiers added during automated data review and any qualifiers added manually for categories not assessed by automated data review

Sample Qualification Report with Reason Codes (All Results sorted by Client Sample ID)

Client Sample ID : FWGDA2mw-DET1bR-0476-GW **Lab Report Batch :** A7G100102 **Lab ID :** STLCAN

Sample Date : 07/09/2007 **Analysis Type: RES** **Sample Matrix :** AQ

Lab Sample ID: A7G100102001

Reviewed By / Date : H Medley 8/31/2007 **Approved By / Date :**

Analyte Name	Result	Uncertainty / Error	Result Units	Lab Qual	Rep Res	Overall Qual*	Temp	HT	MB	LCS	MS	Lab Dup	Surr	Rep Limit	Moist Tot/Dis	Field QC	Tune	IC	ICV	CV / CCV	Reason Codes
Analysis Method : 8270C						**Dilution: 1**															
Hexachlorobutadiene	1.0		ug/L	U	YES																
Hexachlorocyclopentadiene	10		ug/L	U	YES	R				R	UJ										H-,J-
Hexachloroethane	1.0		ug/L	U	YES																
Indeno(1,2,3-cd)pyrene	0.20		ug/L	U	YES																
Isophorone	1.0		ug/L	U	YES																
Naphthalene	0.20		ug/L	U	YES																
Nitrobenzene	1.0		ug/L	U	YES																
N-nitroso-di-n-propylamine	1.0		ug/L	U	YES																
N-Nitrosodiphenylamine	1.0		ug/L	U	YES																
Pentachlorophenol	5.0		ug/L	U	YES	UJ															Pj-
Phenanthrene	0.20		ug/L	U	YES																
Phenol	1.0		ug/L	U	YES																
Pyrene	0.20		ug/L	U	YES																
Analysis Method : 8330						**Dilution: 0.99**															
1,3,5-Trinitrobenzene	0.099		ug/L	U	YES																
1,3-Dinitrobenzene	0.099		ug/L	U	YES																
2,4,6-TNT	0.099		ug/L	U	YES																
2,4-Dinitrotoluene	0.099		ug/L	U	YES																
2,6-Dinitrotoluene	0.099		ug/L	U	YES																
2-Amino-4,6-dinitrotoluene	0.099		ug/L	U	YES																
2-Nitrotoluene	0.50		ug/L	U	YES																
3-Nitrotoluene	0.50		ug/L	U	YES																
4-Amino-2,6-Dinitrotoluene	0.099		ug/L	U	YES																
4-Nitrotoluene	0.50		ug/L	U	YES																
HMX	0.099		ug/L	U	YES																
Nitrobenzene	0.099		ug/L	U	YES																
NITROGLYCERINE	0.64		ug/L	U	YES																
Pentaerythritol Tetranitrate (PETN)	0.64		ug/L	U	YES																
RDX	0.099		ug/L	U	YES																
TETRYL	0.099		ug/L	U	YES																
Analysis Method : 9012A						**Dilution: 1**															
Cyanide	0.010		mg/L	U	YES	UJ															Pj-

Project Number and Name: 030240.0005 - Ravenna GW **Library Used:** Ravenna GW

* Overall result qualifier reflects summation of qualifiers added during automated data review and any qualifiers added manually for categories not assessed by automated data review

Sample Qualification Report with Reason Codes (All Results sorted by Client Sample ID)

Client Sample ID : FWGDA2mw-DET1bR-0476-GW **Lab Report Batch :** A7G100102 **Lab ID :** STLCAN

Sample Date : 07/09/2007 **Analysis Type: RES** **Sample Matrix :** AQ

Lab Sample ID: A7G100102001

Reviewed By / Date : Heather McCrey 8/31/07 **Approved By / Date :**

Analyte Name	Result	Uncertainty / Error	Result Units	Lab Qual	Rep Res	Overall Qual*	Temp	HT	MB	LCS	MS	Lab Dup	Surr	Rep Limit	Moist Tot/Dis	Field QC	Tune	IC	ICV	CV / CCV	Reason Codes
Analysis Method : SW8330 Modified						**Dilution: 1**															
Nitroguanidine	20		ug/L	U	YES																

* Overall result qualifier reflects summation of qualifiers added during automated data review and any qualifiers added manually for categories not assessed by automated data review

Sample Qualification Report with Reason Codes (All Results sorted by Client Sample ID)

Client Sample ID : FWGEQUIPRinse1-0501-GW **Lab Report Batch :** A7G100102 **Lab ID :** STLCAN

Sample Date : 07/09/2007 **Analysis Type: RES** **Sample Matrix :** AQ

Lab Sample ID: A7G100102007

Reviewed By / Date : Heather Medley 8/31/07 **Approved By / Date :**

Analyte Name	Result	Uncertainty / Error	Result Units	Lab Qual	Rep Res	Overall Qual*	Temp	HT	MB	LCS	MS	Lab Dup	Surr	Rep Limit	Moist Tot/Dis	Field QC	Tune	IC	ICV	CV / CCV	Reason Codes
Analysis Method : 353.2 Modified						**Dilution: 1**															
Nitrocellulose	0.50		mg/L	U	YES	R					R										I,H-
Analysis Method : 8081A						**Dilution: 1**															
4,4'-DDD	0.030		ug/L	U	YES																
4,4'-DDE	0.030		ug/L	U	YES																
4,4'-DDT	0.030		ug/L	U	YES																
Aldrin	0.030		ug/L	U	YES																
alpha-BHC	0.030		ug/L	U	YES																
alpha-Chordane	0.030		ug/L	U	YES																
beta-BHC	0.030		ug/L	U	YES																
delta-BHC	0.030		ug/L	U	YES																
Dieldrin	0.030		ug/L	U	YES																
Endosulfan I	0.025		ug/L	U	YES	UJ				UJ											J-
Endosulfan II	0.025		ug/L	U	YES																
Endosulfan sulfate	0.030		ug/L	U	YES																
Endrin	0.030		ug/L	U	YES																
Endrin aldehyde	0.030		ug/L	U	YES																
Endrin ketone	0.030		ug/L	U	YES																
gamma-BHC	0.030		ug/L	U	YES																
gamma-Chlordane	0.030		ug/L	U	YES																
Heptachlor	0.030		ug/L	U	YES																
Heptachlor epoxide	0.030		ug/L	U	YES																
Methoxychlor	0.10		ug/L	U	YES																
Toxaphene	2.0		ug/L	U	YES																
Analysis Method : 8082						**Dilution: 1**															
Aroclor 1016	0.50		ug/L	U	YES																
Aroclor 1221	0.50		ug/L	U	YES																
Aroclor 1232	0.50		ug/L	U	YES																
Aroclor 1242	0.50		ug/L	U	YES																
Aroclor 1248	0.50		ug/L	U	YES																
Aroclor 1254	0.50		ug/L	U	YES																
Aroclor 1260	0.50		ug/L	U	YES																
Analysis Method : 8260B						**Dilution: 1**															

* Overall result qualifier reflects summation of qualifiers added during automated data review and any qualifiers added manually for categories not assessed by automated data review

Sample Qualification Report with Reason Codes (All Results sorted by Client Sample ID)

Client Sample ID : FWGEQUIPRinse1-0501-GW **Lab Report Batch :** A7G100102 **Lab ID :** STLCAN

Sample Date : 07/09/2007 **Analysis Type: RES** **Sample Matrix :** AQ

Lab Sample ID: A7G100102007

Reviewed By / Date : H Medley 8/31/2007 **Approved By / Date :**

Analyte Name	Result	Uncertainty / Error	Result Units	Lab Qual	Rep Res	Overall Qual*	Temp	HT	MB	LCS	MS	Lab Dup	Surr	Rep Limit	Moist Tot/Dis	Field QC	Tune	IC	ICV	CV / CCV	Reason Codes
Analysis Method : 8260B						**Dilution: 1**															
1,1,1-Trichloroethane	1.0		ug/L	U	YES																
1,1,2,2-Tetrachloroethane	1.0		ug/L	U	YES																
1,1,2-Trichloroethane	1.0		ug/L	U	YES																
1,1-Dichloroethane	1.0		ug/L	U	YES																
1,1-Dichloroethene	1.0		ug/L	U	YES																
1,2-Dibromoethane	1.0		ug/L	U	YES																
1,2-Dichloroethane	1.0		ug/L	U	YES																
1,2-Dichloroethene (total)	1.0		ug/L	U	YES																
1,2-Dichloropropane	1.0		ug/L	U	YES																
2-Butanone	1.2		ug/L	J	YES	J					J			J						J	L
2-Hexanone	10		ug/L	U	YES	R					UJ										Pj-,H-
4-Methyl-2-pentanone	10		ug/L	U	YES	UJ					UJ										Pj-,H-
Acetone	1.3		ug/L	J	YES	J					J			J						J	L
Benzene	1.0		ug/L	U	YES																
Bromochloromethane	1.0		ug/L	U	YES																
Bromodichloromethane	1.0		ug/L	U	YES																
Bromoform	1.0		ug/L	U	YES																
Bromomethane	1.0		ug/L	U	YES	UJ													UJ		U-
Carbon disulfide	1.0		ug/L	U	YES																
Carbon tetrachloride	1.0		ug/L	U	YES																
Chlorobenzene	1.0		ug/L	U	YES																
Chloroethane	1.0		ug/L	U	YES																
Chloroform	1.0		ug/L	U	YES																
Chloromethane	1.0		ug/L	U	YES																
cis-1,2-Dichloroethene	1.0		ug/L	U	YES																
cis-1,3-Dichloropropene	1.0		ug/L	U	YES																
Dibromochloromethane	1.0		ug/L	U	YES																
Ethylbenzene	1.0		ug/L	U	YES																
M&P-XYLENES	2.0		ug/L	U	YES																
Methylene chloride	2.0		ug/L	U	YES																
o-Xylene	1.0		ug/L	U	YES																

* Overall result qualifier reflects summation of qualifiers added during automated data review and any qualifiers added manually for categories not assessed by automated data review

Sample Qualification Report with Reason Codes (All Results sorted by Client Sample ID)

Client Sample ID : FWGEQUIPRinse1-0501-GW **Lab Report Batch :** A7G100102 **Lab ID :** STLCAN

Sample Date : 07/09/2007 **Analysis Type: RES** **Sample Matrix :** AQ

Lab Sample ID: A7G100102007

Reviewed By / Date : H Medley 8/31/2007 **Approved By / Date :**

Analyte Name	Result	Uncertainty / Error	Result Units	Lab Qual	Rep Res	Overall Qual*	Temp	HT	MB	LCS	MS	Lab Dup	Surr	Rep Limit	Moist Tot/Dis	Field QC	Tune	IC	ICV	CV / CCV	Reason Codes
Analysis Method : 8260B						**Dilution: 1**															
Styrene	1.0		ug/L	U	YES																
Tetrachloroethene	1.0		ug/L	U	YES																
Toluene	0.24		ug/L	J	YES	J								J							L
TOTAL XYLENES	2.0		ug/L	U	YES																
trans-1,2-Dichloroethene	1.0		ug/L	U	YES																
trans-1,3-Dichloropropene	1.0		ug/L	U	YES																
Trichloroethene	1.0		ug/L	U	YES																
Vinyl chloride	1.0		ug/L	U	YES																
Analysis Method : 8270C						**Dilution: 1**															
1,2,4-Trichlorobenzene	1.0		ug/L	U	YES																
1,2-Dichlorobenzene	1.0		ug/L	U	YES																
1,3-Dichlorobenzene	1.0		ug/L	U	YES																
1,4-Dichlorobenzene	1.0		ug/L	U	YES																
2,2-OXYBIS (1-CHLOROPROPANE)	1.0		ug/L	U	YES																
2,4,5-Trichlorophenol	5.0		ug/L	U	YES																
2,4,6-Trichlorophenol	5.0		ug/L	U	YES																
2,4-Dichlorophenol	2.0		ug/L	U	YES																
2,4-Dimethylphenol	2.0		ug/L	U	YES																
2,4-Dinitrophenol	5.0		ug/L	U	YES																
2,4-Dinitrotoluene	5.0		ug/L	U	YES																
2,6-Dinitrotoluene	5.0		ug/L	U	YES																
2-Chloronaphthalene	1.0		ug/L	U	YES																
2-Chlorophenol	1.0		ug/L	U	YES																
2-Methylnaphthalene	0.20		ug/L	U	YES																
2-Methylphenol	1.0		ug/L	U	YES																
2-Nitroaniline	2.0		ug/L	U	YES																
2-Nitrophenol	2.0		ug/L	U	YES																
3,3'-Dichlorobenzidine	5.0		ug/L	U	YES																
3-Nitroaniline	2.0		ug/L	U	YES																
4,6-Dinitro-2-methylphenol	5.0		ug/L	U	YES																
4-Bromophenyl phenyl ether	2.0		ug/L	U	YES																

* Overall result qualifier reflects summation of qualifiers added during automated data review and any qualifiers added manually for categories not assessed by automated data review

Sample Qualification Report with Reason Codes (All Results sorted by Client Sample ID)

Client Sample ID : FWGEQUIPRinse1-0501-GW **Lab Report Batch :** A7G100102 **Lab ID :** STLCAN

Sample Date : 07/09/2007 **Analysis Type: RES** **Sample Matrix :** AQ

Lab Sample ID: A7G100102007

Reviewed By / Date : H Medley 8/31/2007 **Approved By / Date :**

Analyte Name	Result	Uncertainty / Error	Result Units	Lab Qual	Rep Res	Overall Qual*	Temp	HT	MB	LCS	MS	Lab Dup	Surr	Rep Limit	Moist Tot/Dis	Field QC	Tune	IC	ICV	CV / CCV	Reason Codes
Analysis Method : 8270C						**Dilution: 1**															
4-Chloro-3-methylphenol	2.0		ug/L	U	YES																
4-Chloroaniline	2.0		ug/L	U	YES																
4-Chlorophenyl phenyl ether	2.0		ug/L	U	YES																
4-Methylphenol	1.0		ug/L	U	YES																
4-Nitroanaline	2.0		ug/L	U	YES																
4-Nitrophenol	5.0		ug/L	U	YES																
Acenaphthene	0.20		ug/L	U	YES																
Acenaphthylene	0.20		ug/L	U	YES																
Anthracene	0.20		ug/L	U	YES																
Benzo(a)anthracene	0.20		ug/L	U	YES																
Benzo(a)pyrene	0.20		ug/L	U	YES																
Benzo(b)fluoranthene	0.20		ug/L	U	YES																
BENZO(G,H,I)PERYLENE	0.20		ug/L	U	YES																
Benzo(k)fluoranthene	0.20		ug/L	U	YES																
Benzoic acid	10		ug/L	U	YES	R				R											J-
Benzyl alcohol	5.0		ug/L	U	YES																
bis(2-Chloroethoxy)methane	1.0		ug/L	U	YES																
bis(2-Chloroethyl) ether	1.0		ug/L	U	YES																
bis(2-Ethylhexyl) phthalate	10		ug/L	U	YES																
Butylbenzyl Phthalate	1.0		ug/L	U	YES																
Carbazole	1.0		ug/L	U	YES																
Chrysene	0.20		ug/L	U	YES																
dibenzo(a,h)anthracene	0.20		ug/L	U	YES																
Dibenzofuran	1.0		ug/L	U	YES																
Diethyl phthalate	1.0		ug/L	U	YES																
Dimethyl phthalate	1.0		ug/L	U	YES																
Di-n-butyl phthalate	1.0		ug/L	U	YES																
Di-n-octyl phthalate	1.0		ug/L	U	YES																
Fluoranthene	0.20		ug/L	U	YES																
Fluorene	0.20		ug/L	U	YES																
Hexachlorobenzene	0.20		ug/L	U	YES																

* Overall result qualifier reflects summation of qualifiers added during automated data review and any qualifiers added manually for categories not assessed by automated data review

Sample Qualification Report with Reason Codes (All Results sorted by Client Sample ID)

Client Sample ID : FWGEQUIPRinse1-0501-GW **Lab Report Batch :** A7G100102 **Lab ID :** STLCAN

Sample Date : 07/09/2007 **Analysis Type: RES** **Sample Matrix :** AQ

Lab Sample ID: A7G100102007

Reviewed By / Date : H Medley 8/31/2007 **Approved By / Date :**

Analyte Name	Result	Uncertainty / Error	Result Units	Lab Qual	Rep Res	Overall Qual*	Temp	HT	MB	LCS	MS	Lab Dup	Surr	Rep Limit	Moist Tot/Dis	Field QC	Tune	IC	ICV	CV / CCV	Reason Codes
Analysis Method : 8270C						**Dilution: 1**															
Hexachlorobutadiene	1.0		ug/L	U	YES																
Hexachlorocyclopentadiene	10		ug/L	U	YES	R				R	UJ										H-,J-
Hexachloroethane	1.0		ug/L	U	YES																
Indeno(1,2,3-cd)pyrene	0.20		ug/L	U	YES																
Isophorone	1.0		ug/L	U	YES																
Naphthalene	0.20		ug/L	U	YES																
Nitrobenzene	1.0		ug/L	U	YES																
N-nitroso-di-n-propylamine	1.0		ug/L	U	YES																
N-Nitrosodiphenylamine	1.0		ug/L	U	YES																
Pentachlorophenol	5.0		ug/L	U	YES																
Phenanthrene	0.20		ug/L	U	YES																
Phenol	1.0		ug/L	U	YES																
Pyrene	0.20		ug/L	U	YES																
Analysis Method : 8330						**Dilution: 0.98**															
1,3,5-Trinitrobenzene	0.098		ug/L	U	YES																
1,3-Dinitrobenzene	0.098		ug/L	U	YES																
2,4,6-TNT	0.098		ug/L	U	YES																
2,4-Dinitrotoluene	0.098		ug/L	U	YES																
2,6-Dinitrotoluene	0.098		ug/L	U	YES																
2-Amino-4,6-dinitrotoluene	0.098		ug/L	U	YES																
2-Nitrotoluene	0.49		ug/L	U	YES																
3-Nitrotoluene	0.49		ug/L	U	YES																
4-Amino-2,6-Dinitrotoluene	0.098		ug/L	U	YES																
4-Nitrotoluene	0.49		ug/L	U	YES																
HMX	0.098		ug/L	U	YES																
Nitrobenzene	0.098		ug/L	U	YES																
NITROGLYCERINE	0.64		ug/L	U	YES																
Pentaerythritol Tetranitrate (PETN)	0.64		ug/L	U	YES																
RDX	0.062		ug/L	J	YES	J								J							L
TETRYL	0.098		ug/L	U	YES																
Analysis Method : 9012A						**Dilution: 1**															
Cyanide	0.010		mg/L	U	YES	UJ															Pj-

Project Number and Name: 030240.0005 - Ravenna GW **Library Used:** Ravenna GW

ADR 8.1 Report Date: 9/10/2007 09:31

* Overall result qualifier reflects summation of qualifiers added during automated data review and any qualifiers added manually for categories not assessed by automated data review

Sample Qualification Report with Reason Codes (All Results sorted by Client Sample ID)

Client Sample ID : FWGEQUIPRinse1-0501-GW **Lab Report Batch :** A7G100102 **Lab ID :** STLCAN

Sample Date : 07/09/2007 **Analysis Type: RES** **Sample Matrix :** AQ

Lab Sample ID: A7G100102007

Reviewed By / Date : Heather Melby 8/31/07 **Approved By / Date :**

Analyte Name	Result	Uncertainty / Error	Result Units	Lab Qual	Rep Res	Overall Qual*	Temp	HT	MB	LCS	MS	Lab Dup	Surr	Rep Limit	Moist Tot/Dis	Field QC	Tune	IC	ICV	CV / CCV	Reason Codes
Analysis Method : SW8330 Modified						**Dilution: 1**															
Nitroguanidine	20		ug/L	U	YES																

* Overall result qualifier reflects summation of qualifiers added during automated data review and any qualifiers added manually for categories not assessed by automated data review

Sample Qualification Report with Reason Codes (All Results sorted by Client Sample ID)

Client Sample ID : FWGEQUIPRinse1-0501-GW **Lab Report Batch :** A7G100102 **Lab ID :** STLCAN

Sample Date : 07/09/2007 **Analysis Type: RES/TOT** **Sample Matrix :** AQ

Lab Sample ID: A7G100102007

Reviewed By / Date : Heather Medley 8/31/07 **Approved By / Date :**

Analyte Name	Result	Uncertainty / Error	Result Units	Lab Qual	Rep Res	Overall Qual*	Temp	HT	MB	LCS	MS	Lab Dup	Surr	Rep Limit	Moist Tot/Dis	Field QC	Tune	IC	ICV	CV / CCV	Reason Codes
Analysis Method : 6010B						**Dilution: 1**															
Arsenic	5.0		ug/L	U	YES																
Barium	10.0		ug/L	U	YES																
Calcium	744		ug/L	B J	YES	J								J							L
Chromium	5.0		ug/L	U	YES	R															Pj-
Cobalt	5.0		ug/L	U	YES																
Copper	5.0		ug/L	U	YES																
Lead	3.0		ug/L	U	YES																
Magnesium	1000		ug/L	U	YES																
Manganese	0.73		ug/L	B J	YES	J								J							L
Nickel	10.0		ug/L	U	YES																
Potassium	165		ug/L	B J	YES	J								J							L, B
Selenium	5.0		ug/L	U	YES																
Silver	5.0		ug/L	U	YES																
Sodium	1000		ug/L	U	YES																
Vanadium	10.0		ug/L	U	YES																
Analysis Method : 6020						**Dilution: 1**															
Aluminum	50.0		ug/L	U	YES																
Antimony	2.0		ug/L	U	YES																
Beryllium	1.0		ug/L	U	YES																
Cadmium	0.50		ug/L	U	YES																
Iron	20.0		ug/L	U	YES																
Thallium	1.0		ug/L	U	YES																
Zinc	10.0		ug/L	U	YES																
Analysis Method : 7470A						**Dilution: 1**															
Mercury	0.20		ug/L	U	YES																

* Overall result qualifier reflects summation of qualifiers added during automated data review and any qualifiers added manually for categories not assessed by automated data review

Sample Qualification Report with Reason Codes (All Results sorted by Client Sample ID)

Client Sample ID : FWGLL1mw-078C-0484-GF **Lab Report Batch :** A7G100102 **Lab ID :** STLCAN

Sample Date : 07/09/2007 **Analysis Type: RES/TOT** **Sample Matrix :** AQ

Lab Sample ID: A7G100102021

Reviewed By / Date : Heather Medley 8/31/07 **Approved By / Date :**

Analyte Name	Result	Uncertainty / Error	Result Units	Lab Qual	Rep Res	Overall Qual*	Temp	HT	MB	LCS	MS	Lab Dup	Surr	Rep Limit	Moist Tot/Dis	Field QC	Tune	IC	ICV	CV / CCV	Reason Codes
Analysis Method : 6010B						**Dilution: 1**															
Arsenic	5.0		ug/L	U	YES																
Barium	6.4		ug/L	B	YES	J								J							L
Calcium	53100		ug/L	J	YES																
Chromium	5.0		ug/L	U	YES	R															Pj-
Cobalt	5.0		ug/L	U	YES																
Copper	5.0		ug/L	U	YES																
Lead	3.0		ug/L	U	YES																
Magnesium	7460		ug/L	J	YES																
Manganese	18.4		ug/L	J	YES																
Nickel	3.7		ug/L	B	YES	J								J							L
Potassium	2170		ug/L	J	YES	J															Pj
Selenium	5.0		ug/L	U	YES																
Silver	5.0		ug/L	U	YES																
Sodium	5650		ug/L		YES																
Vanadium	10.0		ug/L	U	YES																
Analysis Method : 6020						**Dilution: 1**															
Aluminum	18.8		ug/L	B	YES	J								J							L, Bj
Antimony	2.0		ug/L	U	YES																
Beryllium	1.0		ug/L	U	YES																
Cadmium	0.50		ug/L	U	YES																
Iron	192		ug/L	J	YES	J															Pj
Thallium	0.077		ug/L	B J	YES	J								J							L
Zinc	6.2		ug/L	B J	YES	J								J							L
Analysis Method : 7470A						**Dilution: 1**															
Mercury	0.20		ug/L	U	YES																

* Overall result qualifier reflects summation of qualifiers added during automated data review and any qualifiers added manually for categories not assessed by automated data review

Sample Qualification Report with Reason Codes (All Results sorted by Client Sample ID)

Client Sample ID : FWGLL1mw-078C-0484-GW **Lab Report Batch :** A7G100102 **Lab ID :** STLCAN

Sample Date : 07/09/2007 **Analysis Type: RES** **Sample Matrix :** AQ

Lab Sample ID: A7G100102020

Reviewed By / Date : Heather Kelley 8/31/07 **Approved By / Date :**

Analyte Name	Result	Uncertainty / Error	Result Units	Lab Qual	Rep Res	Overall Qual*	Temp	HT	MB	LCS	MS	Lab Dup	Surr	Rep Limit	Moist Tot/Dis	Field QC	Tune	IC	ICV	CV / CCV	Reason Codes
Analysis Method : 353.2 Modified						**Dilution: 1**															
Nitrocellulose	0.50		mg/L	U	YES	R					R										I,H-
Analysis Method : 8081A						**Dilution: 1**															
4,4'-DDD	0.030		ug/L	U	YES																
4,4'-DDE	0.030		ug/L	U	YES																
4,4'-DDT	0.030		ug/L	U	YES																
Aldrin	0.030		ug/L	U	YES																
alpha-BHC	0.030		ug/L	U	YES																
alpha-Chordane	0.030		ug/L	U	YES																
beta-BHC	0.030		ug/L	U	YES																
delta-BHC	0.030		ug/L	U	YES																
Dieldrin	0.030		ug/L	U	YES																
Endosulfan I	0.025		ug/L	U	YES	UJ				UJ											J-
Endosulfan II	0.025		ug/L	U	YES																
Endosulfan sulfate	0.030		ug/L	U	YES																
Endrin	0.030		ug/L	U	YES																
Endrin aldehyde	0.030		ug/L	U	YES																
Endrin ketone	0.030		ug/L	U	YES																
gamma-BHC	0.030		ug/L	U	YES																
gamma-Chlordane	0.030		ug/L	U	YES																
Heptachlor	0.030		ug/L	U	YES																
Heptachlor epoxide	0.030		ug/L	U	YES																
Methoxychlor	0.10		ug/L	U	YES																
Toxaphene	2.0		ug/L	U	YES																
Analysis Method : 8082						**Dilution: 1**															
Aroclor 1016	0.50		ug/L	U	YES																
Aroclor 1221	0.50		ug/L	U	YES																
Aroclor 1232	0.50		ug/L	U	YES																
Aroclor 1242	0.50		ug/L	U	YES																
Aroclor 1248	0.50		ug/L	U	YES																
Aroclor 1254	0.50		ug/L	U	YES																
Aroclor 1260	0.50		ug/L	U	YES																
Analysis Method : 8260B						**Dilution: 1**															

* Overall result qualifier reflects summation of qualifiers added during automated data review and any qualifiers added manually for categories not assessed by automated data review

Sample Qualification Report with Reason Codes (All Results sorted by Client Sample ID)

Client Sample ID : FWGLL1mw-078C-0484-GW **Lab Report Batch :** A7G100102 **Lab ID :** STLCAN

Sample Date : 07/09/2007 **Analysis Type: RES** **Sample Matrix :** AQ

Lab Sample ID: A7G100102020

Reviewed By / Date : H Medley 8/31/2007 **Approved By / Date :**

Analyte Name	Result	Uncertainty / Error	Result Units	Lab Qual	Rep Res	Overall Qual*	Temp	HT	MB	LCS	MS	Lab Dup	Surr	Rep Limit	Moist Tot/Dis	Field QC	Tune	IC	ICV	CV / CCV	Reason Codes
Analysis Method : 8260B						**Dilution: 1**															
1,1,1-Trichloroethane	1.0		ug/L	U	YES																
1,1,2,2-Tetrachloroethane	1.0		ug/L	U	YES																
1,1,2-Trichloroethane	1.0		ug/L	U	YES																
1,1-Dichloroethane	1.0		ug/L	U	YES																
1,1-Dichloroethene	1.0		ug/L	U	YES																
1,2-Dibromoethane	1.0		ug/L	U	YES																
1,2-Dichloroethane	1.0		ug/L	U	YES																
1,2-Dichloroethene (total)	1.0		ug/L	U	YES																
1,2-Dichloropropane	1.0		ug/L	U	YES																
2-Butanone	10		ug/L	U	YES	R					UJ									R	H-,W-
2-Hexanone	10		ug/L	U	YES	R					UJ										Pj-,H-
4-Methyl-2-pentanone	10		ug/L	U	YES	UJ					UJ										Pj-,H-
Acetone	10		ug/L	U	YES	R					UJ									R	Pj-,W-,H-
Benzene	1.0		ug/L	U	YES																
Bromochloromethane	1.0		ug/L	U	YES																
Bromodichloromethane	1.0		ug/L	U	YES																
Bromoform	1.0		ug/L	U	YES																
Bromomethane	1.0		ug/L	U	YES	UJ													UJ		U-
Carbon disulfide	1.0		ug/L	U	YES																
Carbon tetrachloride	1.0		ug/L	U	YES																
Chlorobenzene	1.0		ug/L	U	YES																
Chloroethane	1.0		ug/L	U	YES																
Chloroform	1.0		ug/L	U	YES																
Chloromethane	1.0		ug/L	U	YES																
cis-1,2-Dichloroethene	1.0		ug/L	U	YES																
cis-1,3-Dichloropropene	1.0		ug/L	U	YES																
Dibromochloromethane	1.0		ug/L	U	YES																
Ethylbenzene	1.0		ug/L	U	YES																
M&P-XYLENES	2.0		ug/L	U	YES																
Methylene chloride	2.0		ug/L	U	YES																
o-Xylene	1.0		ug/L	U	YES																

* Overall result qualifier reflects summation of qualifiers added during automated data review and any qualifiers added manually for categories not assessed by automated data review

Sample Qualification Report with Reason Codes (All Results sorted by Client Sample ID)

Client Sample ID : FWGLL1mw-078C-0484-GW **Lab Report Batch :** A7G100102 **Lab ID :** STLCAN

Sample Date : 07/09/2007 **Analysis Type: RES** **Sample Matrix :** AQ

Lab Sample ID: A7G100102020

Reviewed By / Date : H Medley 8/31/2007 **Approved By / Date :**

Analyte Name	Result	Uncertainty / Error	Result Units	Lab Qual	Rep Res	Overall Qual*	Temp	HT	MB	LCS	MS	Lab Dup	Surr	Rep Limit	Moist Tot/Dis	Field QC	Tune	IC	ICV	CV / CCV	Reason Codes
Analysis Method : 8260B						**Dilution: 1**															
Styrene	1.0		ug/L	U	YES																
Tetrachloroethene	1.0		ug/L	U	YES																
Toluene	1.0		ug/L	U	YES																
TOTAL XYLENES	2.0		ug/L	U	YES																
trans-1,2-Dichloroethene	1.0		ug/L	U	YES																
trans-1,3-Dichloropropene	1.0		ug/L	U	YES																
Trichloroethene	1.0		ug/L	U	YES																
Vinyl chloride	1.0		ug/L	U	YES																
Analysis Method : 8270C						**Dilution: 1**															
1,2,4-Trichlorobenzene	1.0		ug/L	U	YES																
1,2-Dichlorobenzene	1.0		ug/L	U	YES																
1,3-Dichlorobenzene	1.0		ug/L	U	YES																
1,4-Dichlorobenzene	1.0		ug/L	U	YES																
2,2-OXYBIS (1-CHLOROPROPANE)	1.0		ug/L	U	YES																
2,4,5-Trichlorophenol	5.0		ug/L	U	YES																
2,4,6-Trichlorophenol	5.0		ug/L	U	YES																
2,4-Dichlorophenol	2.0		ug/L	U	YES																
2,4-Dimethylphenol	2.0		ug/L	U	YES																
2,4-Dinitrophenol	5.0		ug/L	U	YES	R															Pj-
2,4-Dinitrotoluene	5.0		ug/L	U	YES																
2,6-Dinitrotoluene	5.0		ug/L	U	YES																
2-Chloronaphthalene	1.0		ug/L	U	YES																
2-Chlorophenol	1.0		ug/L	U	YES																
2-Methylnaphthalene	0.20		ug/L	U	YES																
2-Methylphenol	1.0		ug/L	U	YES																
2-Nitroaniline	2.0		ug/L	U	YES																
2-Nitrophenol	2.0		ug/L	U	YES																
3,3'-Dichlorobenzidine	5.0		ug/L	U	YES																
3-Nitroaniline	2.0		ug/L	U	YES																
4,6-Dinitro-2-methylphenol	5.0		ug/L	U	YES	UJ															Pj-
4-Bromophenyl phenyl ether	2.0		ug/L	U	YES																

* Overall result qualifier reflects summation of qualifiers added during automated data review and any qualifiers added manually for categories not assessed by automated data review

Sample Qualification Report with Reason Codes (All Results sorted by Client Sample ID)

Client Sample ID : FWGLL1mw-078C-0484-GW **Lab Report Batch :** A7G100102 **Lab ID :** STLCAN

Sample Date : 07/09/2007 **Analysis Type: RES** **Sample Matrix :** AQ

Lab Sample ID: A7G100102020

Reviewed By / Date : H Medley 8/31/2007 **Approved By / Date :**

Analyte Name	Result	Uncertainty / Error	Result Units	Lab Qual	Rep Res	Overall Qual*	Temp	HT	MB	LCS	MS	Lab Dup	Surr	Rep Limit	Moist Tot/Dis	Field QC	Tune	IC	ICV	CV / CCV	Reason Codes
Analysis Method : 8270C						**Dilution: 1**															
4-Chloro-3-methylphenol	2.0		ug/L	U	YES																
4-Chloroaniline	2.0		ug/L	U	YES																
4-Chlorophenyl phenyl ether	2.0		ug/L	U	YES																
4-Methylphenol	1.0		ug/L	U	YES																
4-Nitroanaline	2.0		ug/L	U	YES																
4-Nitrophenol	5.0		ug/L	U	YES	UJ															Pj-
Acenaphthene	0.20		ug/L	U	YES																
Acenaphthylene	0.20		ug/L	U	YES																
Anthracene	0.20		ug/L	U	YES																
Benzo(a)anthracene	0.20		ug/L	U	YES																
Benzo(a)pyrene	0.20		ug/L	U	YES																
Benzo(b)fluoranthene	0.20		ug/L	U	YES																
BENZO(G,H,I)PERYLENE	0.20		ug/L	U	YES																
Benzo(k)fluoranthene	0.20		ug/L	U	YES																
Benzoic acid	10		ug/L	U	YES	R				R											J-
Benzyl alcohol	5.0		ug/L	U	YES																
bis(2-Chloroethoxy)methane	1.0		ug/L	U	YES																
bis(2-Chloroethyl) ether	1.0		ug/L	U	YES																
bis(2-Ethylhexyl) phthalate	0.96		ug/L	J	YES	J								J							L
Butylbenzyl Phthalate	1.0		ug/L	U	YES																
Carbazole	1.0		ug/L	U	YES																
Chrysene	0.20		ug/L	U	YES																
dibenzo(a,h)anthracene	0.20		ug/L	U	YES																
Dibenzofuran	1.0		ug/L	U	YES																
Diethyl phthalate	1.0		ug/L	U	YES																
Dimethyl phthalate	1.0		ug/L	U	YES																
Di-n-butyl phthalate	1.0		ug/L	U	YES																
Di-n-octyl phthalate	1.0		ug/L	U	YES																
Fluoranthene	0.20		ug/L	U	YES																
Fluorene	0.20		ug/L	U	YES																
Hexachlorobenzene	0.20		ug/L	U	YES																

* Overall result qualifier reflects summation of qualifiers added during automated data review and any qualifiers added manually for categories not assessed by automated data review

Sample Qualification Report with Reason Codes (All Results sorted by Client Sample ID)

Client Sample ID : FWGLL1mw-078C-0484-GW **Lab Report Batch :** A7G100102 **Lab ID :** STLCAN

Sample Date : 07/09/2007 **Analysis Type: RES** **Sample Matrix :** AQ

Lab Sample ID: A7G100102020

Reviewed By / Date : H Medley 8/31/2007 **Approved By / Date :**

Analyte Name	Result	Uncertainty / Error	Result Units	Lab Qual	Rep Res	Overall Qual*	Temp	HT	MB	LCS	MS	Lab Dup	Surr	Rep Limit	Moist Tot/Dis	Field QC	Tune	IC	ICV	CV / CCV	Reason Codes
Analysis Method : 8270C						**Dilution: 1**															
Hexachlorobutadiene	1.0		ug/L	U	YES																
Hexachlorocyclopentadiene	10		ug/L	U	YES	R				R	UJ										H-,J-
Hexachloroethane	1.0		ug/L	U	YES																
Indeno(1,2,3-cd)pyrene	0.20		ug/L	U	YES																
Isophorone	1.0		ug/L	U	YES																
Naphthalene	0.20		ug/L	U	YES																
Nitrobenzene	1.0		ug/L	U	YES																
N-nitroso-di-n-propylamine	1.0		ug/L	U	YES																
N-Nitrosodiphenylamine	1.0		ug/L	U	YES																
Pentachlorophenol	5.0		ug/L	U	YES	UJ															Pj-
Phenanthrene	0.20		ug/L	U	YES																
Phenol	1.0		ug/L	U	YES																
Pyrene	0.20		ug/L	U	YES																
Analysis Method : 8330						**Dilution: 0.97**															
1,3,5-Trinitrobenzene	0.097		ug/L	U	YES																
1,3-Dinitrobenzene	0.097		ug/L	U	YES																
2,4,6-TNT	0.097		ug/L	U	YES																
2,4-Dinitrotoluene	0.097		ug/L	U	YES																
2,6-Dinitrotoluene	0.097		ug/L	U	YES																
2-Amino-4,6-dinitrotoluene	0.097		ug/L	U	YES																
2-Nitrotoluene	0.48		ug/L	U	YES																
3-Nitrotoluene	0.48		ug/L	U	YES																
4-Amino-2,6-Dinitrotoluene	0.097		ug/L	U	YES																
4-Nitrotoluene	0.48		ug/L	U	YES																
HMX	0.097		ug/L	U	YES																
Nitrobenzene	0.097		ug/L	U	YES																
NITROGLYCERINE	0.63		ug/L	U	YES																
Pentaerythritol Tetranitrate (PETN)	0.40		ug/L	J	YES	J								J							L
RDX	0.097		ug/L	U	YES																
TETRYL	0.060		ug/L	J	YES	J								J							L
Analysis Method : 9012A						**Dilution: 1**															
Cyanide	0.010		mg/L	U	YES	UJ															Pj-

Project Number and Name: 030240.0005 - Ravenna GW **Library Used:** Ravenna GW

ADR 8.1 Report Date: 9/10/2007 08:36

* Overall result qualifier reflects summation of qualifiers added during automated data review and any qualifiers added manually for categories not assessed by automated data review

Sample Qualification Report with Reason Codes (All Results sorted by Client Sample ID)

Client Sample ID : FWGLL1mw-078C-0484-GW **Lab Report Batch :** A7G100102 **Lab ID :** STLCAN

Sample Date : 07/09/2007 **Analysis Type: RES** **Sample Matrix :** AQ

Lab Sample ID: A7G100102020

Reviewed By / Date : Heather McElroy 8/31/07 **Approved By / Date :**

Analyte Name	Result	Uncertainty / Error	Result Units	Lab Qual	Rep Res	Overall Qual*	Temp	HT	MB	LCS	MS	Lab Dup	Surr	Rep Limit	Moist Tot/Dis	Field QC	Tune	IC	ICV	CV / CCV	Reason Codes
Analysis Method : SW8330 Modified						**Dilution: 1**															
Nitroguanidine	20		ug/L	U	YES																

* Overall result qualifier reflects summation of qualifiers added during automated data review and any qualifiers added manually for categories not assessed by automated data review

Sample Qualification Report with Reason Codes (All Results sorted by Client Sample ID)

Client Sample ID : FWGLL1mw-083C-0486-GF **Lab Report Batch :** A7G100102 **Lab ID :** STLCAN

Sample Date : 07/09/2007 **Analysis Type: RES/TOT** **Sample Matrix :** AQ

Lab Sample ID: A7G100102017

Reviewed By / Date : Heather Medley 8/31/07 **Approved By / Date :**

Analyte Name	Result	Uncertainty / Error	Result Units	Lab Qual	Rep Res	Overall Qual*	Temp	HT	MB	LCS	MS	Lab Dup	Surr	Rep Limit	Moist Tot/Dis	Field QC	Tune	IC	ICV	CV / CCV	Reason Codes
Analysis Method : 6010B						**Dilution: 1**															
Arsenic	5.0		ug/L	U	YES																
Barium	16.4		ug/L		YES																
Calcium	16400		ug/L	J	YES																
Chromium	5.0		ug/L	U	YES	R															Pj-
Cobalt	7.5		ug/L		YES																
Copper	5.0		ug/L	U	YES																
Lead	3.0		ug/L	U	YES																
Magnesium	4560		ug/L	J	YES																
Manganese	394		ug/L	J	YES																
Nickel	28.4		ug/L		YES																
Potassium	2170		ug/L	J	YES	J															Bj
Selenium	5.0		ug/L	U	YES																
Silver	5.0		ug/L	U	YES																
Sodium	13500		ug/L		YES																
Vanadium	10.0		ug/L	U	YES																
Analysis Method : 6020						**Dilution: 1**															
Aluminum	730		ug/L		YES	J															Pj
Antimony	2.0		ug/L	U	YES																
Beryllium	0.26		ug/L	B	YES	J								J							L
Cadmium	0.31		ug/L	B	YES	J								J							L
Iron	82.5		ug/L	J	YES	BJ			BB												F, Bj
Thallium	0.072		ug/L	B J	YES	J								J							L
Zinc	29.3		ug/L	J	YES																
Analysis Method : 7470A						**Dilution: 1**															
Mercury	0.20		ug/L	U	YES																

* Overall result qualifier reflects summation of qualifiers added during automated data review and any qualifiers added manually for categories not assessed by automated data review

Sample Qualification Report with Reason Codes (All Results sorted by Client Sample ID)

Client Sample ID : FWGLL1mw-083C-0486-GW **Lab Report Batch :** A7G100102 **Lab ID :** STLCAN

Sample Date : 07/09/2007 **Analysis Type: DL** **Sample Matrix :** AQ

Lab Sample ID: A7G100102016

Reviewed By / Date : Heather Mallay 8/31/07 **Approved By / Date :**

Analyte Name	Result	Uncertainty / Error	Result Units	Lab Qual	Rep Res	Overall Qual*	Temp	HT	MB	LCS	MS	Lab Dup	Surr	Rep Limit	Moist Tot/Dis	Field QC	Tune	IC	ICV	CV / CCV	Reason Codes
Analysis Method : 8081A						**Dilution: 20**															
4,4'-DDD	0.60		ug/L	U	YES																
4,4'-DDE	0.60		ug/L	U	YES																
4,4'-DDT	0.60		ug/L	U	YES																
Aldrin	0.60		ug/L	U	YES																
alpha-BHC	0.60		ug/L	U	YES																
alpha-Chordane	0.60		ug/L	U	YES																
beta-BHC	0.60		ug/L	U	YES																
delta-BHC	0.60		ug/L	U	YES																
Dieldrin	0.60		ug/L	U	YES																
Endosulfan I	0.50		ug/L	U	YES	UJ				UJ											J-
Endosulfan II	0.50		ug/L	U	YES																
Endosulfan sulfate	0.60		ug/L	U	YES																
Endrin	0.60		ug/L	U	YES																
Endrin aldehyde	0.60		ug/L	U	YES																
Endrin ketone	0.60		ug/L	U	YES																
gamma-BHC	0.60		ug/L	U	YES																
gamma-Chlordane	0.60		ug/L	U	YES																
Heptachlor	0.60		ug/L	U	YES																
Heptachlor epoxide	0.60		ug/L	U	YES																
Methoxychlor	2.0		ug/L	U	YES																
Toxaphene	40		ug/L	U	YES																

* Overall result qualifier reflects summation of qualifiers added during automated data review and any qualifiers added manually for categories not assessed by automated data review

Sample Qualification Report with Reason Codes (All Results sorted by Client Sample ID)

Client Sample ID : FWGLL1mw-083C-0486-GW **Lab Report Batch :** A7G100102 **Lab ID :** STLCAN

Sample Date : 07/09/2007 **Analysis Type: RES** **Sample Matrix :** AQ

Lab Sample ID: A7G100102016

Reviewed By / Date : H Medley 8/31/2007 **Approved By / Date :**

Analyte Name	Result	Uncertainty / Error	Result Units	Lab Qual	Rep Res	Overall Qual*	Temp	HT	MB	LCS	MS	Lab Dup	Surr	Rep Limit	Moist Tot/Dis	Field QC	Tune	IC	ICV	CV / CCV	Reason Codes
Analysis Method : 353.2 Modified						**Dilution: 1**															
Nitrocellulose	0.50		mg/L	U	YES	R					R										I,H-
Analysis Method : 8082						**Dilution: 1**															
Aroclor 1016	0.50		ug/L	U	YES																
Aroclor 1221	0.50		ug/L	U	YES																
Aroclor 1232	0.50		ug/L	U	YES																
Aroclor 1242	0.50		ug/L	U	YES																
Aroclor 1248	0.50		ug/L	U	YES																
Aroclor 1254	0.50		ug/L	U	YES																
Aroclor 1260	0.50		ug/L	U	YES																
Analysis Method : 8260B						**Dilution: 1**															
1,1,1-Trichloroethane	1.0		ug/L	U	YES																
1,1,2,2-Tetrachloroethane	1.0		ug/L	U	YES																
1,1,2-Trichloroethane	1.0		ug/L	U	YES																
1,1-Dichloroethane	1.0		ug/L	U	YES																
1,1-Dichloroethene	1.0		ug/L	U	YES																
1,2-Dibromoethane	1.0		ug/L	U	YES																
1,2-Dichloroethane	1.0		ug/L	U	YES																
1,2-Dichloroethene (total)	1.0		ug/L	U	YES																
1,2-Dichloropropane	1.0		ug/L	U	YES																
2-Butanone	10		ug/L	U	YES	R					UJ									R	H-,W-
2-Hexanone	10		ug/L	U	YES	R					UJ										Pj-,H-
4-Methyl-2-pentanone	10		ug/L	U	YES	UJ					UJ										Pj-,H-
Acetone	10		ug/L	U	YES	R					UJ									R	Pj-,W-,H-
Benzene	1.0		ug/L	U	YES																
Bromochloromethane	1.0		ug/L	U	YES																
Bromodichloromethane	1.0		ug/L	U	YES																
Bromoform	1.0		ug/L	U	YES																
Bromomethane	1.0		ug/L	U	YES	UJ													UJ		U-
Carbon disulfide	1.0		ug/L	U	YES																
Carbon tetrachloride	1.0		ug/L	U	YES																
Chlorobenzene	1.0		ug/L	U	YES																
Chloroethane	1.0		ug/L	U	YES																

* Overall result qualifier reflects summation of qualifiers added during automated data review and any qualifiers added manually for categories not assessed by automated data review

Sample Qualification Report with Reason Codes (All Results sorted by Client Sample ID)

Client Sample ID : FWGLL1mw-083C-0486-GW **Lab Report Batch :** A7G100102 **Lab ID :** STLCAN

Sample Date : 07/09/2007 **Analysis Type: RES** **Sample Matrix :** AQ

Lab Sample ID: A7G100102016

Reviewed By / Date : H Medley 8/31/2007 **Approved By / Date :**

Analyte Name	Result	Uncertainty / Error	Result Units	Lab Qual	Rep Res	Overall Qual*	Temp	HT	MB	LCS	MS	Lab Dup	Surr	Rep Limit	Moist Tot/Dis	Field QC	Tune	IC	ICV	CV / CCV	Reason Codes
Analysis Method : 8260B						**Dilution: 1**															
Chloroform	1.0		ug/L	U	YES																
Chloromethane	1.0		ug/L	U	YES																
cis-1,2-Dichloroethene	1.0		ug/L	U	YES																
cis-1,3-Dichloropropene	1.0		ug/L	U	YES																
Dibromochloromethane	1.0		ug/L	U	YES																
Ethylbenzene	1.0		ug/L	U	YES																
M&P-XYLENES	2.0		ug/L	U	YES																
Methylene chloride	2.0		ug/L	U	YES																
o-Xylene	1.0		ug/L	U	YES																
Styrene	1.0		ug/L	U	YES																
Tetrachloroethene	1.0		ug/L	U	YES																
Toluene	1.0		ug/L	U	YES																
TOTAL XYLENES	2.0		ug/L	U	YES																
trans-1,2-Dichloroethene	1.0		ug/L	U	YES																
trans-1,3-Dichloropropene	1.0		ug/L	U	YES																
Trichloroethene	1.0		ug/L	U	YES																
Vinyl chloride	1.0		ug/L	U	YES																
Analysis Method : 8270C						**Dilution: 1**															
1,2,4-Trichlorobenzene	1.0		ug/L	U	YES																
1,2-Dichlorobenzene	1.0		ug/L	U	YES																
1,3-Dichlorobenzene	1.0		ug/L	U	YES																
1,4-Dichlorobenzene	1.0		ug/L	U	YES																
2,2-OXYBIS (1-CHLOROPROPANE)	1.0		ug/L	U	YES																
2,4,5-Trichlorophenol	5.0		ug/L	U	YES																
2,4,6-Trichlorophenol	5.0		ug/L	U	YES																
2,4-Dichlorophenol	2.0		ug/L	U	YES																
2,4-Dimethylphenol	2.0		ug/L	U	YES																
2,4-Dinitrophenol	5.0		ug/L	U	YES																
2,4-Dinitrotoluene	2.1		ug/L	J	YES	J								J							L
2,6-Dinitrotoluene	5.0		ug/L	U	YES																
2-Chloronaphthalene	1.0		ug/L	U	YES																

Project Number and Name: 030240.0005 - Ravenna GW **Library Used:** Ravenna GW

ADR 8.1 Report Date: 9/10/2007 09:37

* Overall result qualifier reflects summation of qualifiers added during automated data review and any qualifiers added manually for categories not assessed by automated data review

Sample Qualification Report with Reason Codes (All Results sorted by Client Sample ID)

Client Sample ID : FWGLL1mw-083C-0486-GW **Lab Report Batch :** A7G100102 **Lab ID :** STLCAN

Sample Date : 07/09/2007 **Analysis Type: RES** **Sample Matrix :** AQ

Lab Sample ID: A7G100102016

Reviewed By / Date : H Medley 8/31/2007 **Approved By / Date :**

Analyte Name	Result	Uncertainty / Error	Result Units	Lab Qual	Rep Res	Overall Qual*	Temp	HT	MB	LCS	MS	Lab Dup	Surr	Rep Limit	Moist Tot/Dis	Field QC	Tune	IC	ICV	CV / CCV	Reason Codes
Analysis Method : 8270C						**Dilution: 1**															
2-Chlorophenol	1.0		ug/L	U	YES																
2-Methylnaphthalene	0.20		ug/L	U	YES																
2-Methylphenol	1.0		ug/L	U	YES																
2-Nitroaniline	2.0		ug/L	U	YES																
2-Nitrophenol	2.0		ug/L	U	YES																
3,3'-Dichlorobenzidine	5.0		ug/L	U	YES																
3-Nitroaniline	2.0		ug/L	U	YES																
4,6-Dinitro-2-methylphenol	5.0		ug/L	U	YES																
4-Bromophenyl phenyl ether	2.0		ug/L	U	YES																
4-Chloro-3-methylphenol	2.0		ug/L	U	YES																
4-Chloroaniline	2.0		ug/L	U	YES																
4-Chlorophenyl phenyl ether	2.0		ug/L	U	YES																
4-Methylphenol	1.0		ug/L	U	YES																
4-Nitroanaline	2.0		ug/L	U	YES																
4-Nitrophenol	5.0		ug/L	U	YES																
Acenaphthene	0.20		ug/L	U	YES																
Acenaphthylene	0.20		ug/L	U	YES																
Anthracene	0.20		ug/L	U	YES																
Benzo(a)anthracene	0.20		ug/L	U	YES																
Benzo(a)pyrene	0.20		ug/L	U	YES																
Benzo(b)fluoranthene	0.20		ug/L	U	YES																
BENZO(G,H,I)PERYLENE	0.20		ug/L	U	YES																
Benzo(k)fluoranthene	0.20		ug/L	U	YES																
Benzoic acid	10		ug/L	U	YES	R				R											J-
Benzyl alcohol	5.0		ug/L	U	YES																
bis(2-Chloroethoxy)methane	1.0		ug/L	U	YES																
bis(2-Chloroethyl) ether	1.0		ug/L	U	YES																
bis(2-Ethylhexyl) phthalate	10		ug/L	U	YES																
Butylbenzyl Phthalate	1.0		ug/L	U	YES																
Carbazole	1.0		ug/L	U	YES																
Chrysene	0.20		ug/L	U	YES																

* Overall result qualifier reflects summation of qualifiers added during automated data review and any qualifiers added manually for categories not assessed by automated data review

Sample Qualification Report with Reason Codes (All Results sorted by Client Sample ID)

Client Sample ID : FWGLL1mw-083C-0486-GW **Lab Report Batch :** A7G100102 **Lab ID :** STLCAN

Sample Date : 07/09/2007 **Analysis Type: RES** **Sample Matrix :** AQ

Lab Sample ID: A7G100102016

Reviewed By / Date : H Medley 8/31/2007 **Approved By / Date :**

Analyte Name	Result	Uncertainty / Error	Result Units	Lab Qual	Rep Res	Overall Qual*	Temp	HT	MB	LCS	MS	Lab Dup	Surr	Rep Limit	Moist Tot/Dis	Field QC	Tune	IC	ICV	CV / CCV	Reason Codes
Analysis Method : 8270C						**Dilution: 1**															
dibenzo(a;h)anthracene	0.20		ug/L	U	YES																
Dibenzofuran	1.0		ug/L	U	YES																
Diethyl phthalate	1.0		ug/L	U	YES																
Dimethyl phthalate	1.0		ug/L	U	YES																
Di-n-butyl phthalate	1.0		ug/L	U	YES																
Di-n-octyl phthalate	1.0		ug/L	U	YES																
Fluoranthene	0.20		ug/L	U	YES																
Fluorene	0.20		ug/L	U	YES																
Hexachlorobenzene	0.20		ug/L	U	YES																
Hexachlorobutadiene	1.0		ug/L	U	YES																
Hexachlorocyclopentadiene	10		ug/L	U	YES	R				R	UJ										H-,J-
Hexachloroethane	1.0		ug/L	U	YES																
Indeno(1,2,3-cd)pyrene	0.20		ug/L	U	YES																
Isophorone	1.0		ug/L	U	YES																
Naphthalene	0.20		ug/L	U	YES																
Nitrobenzene	1.0		ug/L	U	YES																
N-nitroso-di-n-propylamine	1.0		ug/L	U	YES																
N-Nitrosodiphenylamine	1.0		ug/L	U	YES																
Pentachlorophenol	5.0		ug/L	U	YES																
Phenanthrene	0.20		ug/L	U	YES																
Phenol	1.0		ug/L	U	YES																
Pyrene	0.20		ug/L	U	YES																
Analysis Method : 8330						**Dilution: 4.89**															
1,3,5-Trinitrobenzene	7.0		ug/L	B	YES	J							J								
1,3-Dinitrobenzene	0.49		ug/L	U	YES	R							R								G-
2,4,6-TNT	6.0		ug/L		YES	J							J								
2,4-Dinitrotoluene	3.2		ug/L		YES	J							J								
2,6-Dinitrotoluene	1.2		ug/L		YES	J							J								
2-Amino-4,6-dinitrotoluene	17		ug/L		YES	J							J								
2-Nitrotoluene	2.4		ug/L	U	YES	R							R								G-
3-Nitrotoluene	2.4		ug/L	U	YES	R							R								G-

* Overall result qualifier reflects summation of qualifiers added during automated data review and any qualifiers added manually for categories not assessed by automated data review

Sample Qualification Report with Reason Codes (All Results sorted by Client Sample ID)

Client Sample ID : FWGLL1mw-083C-0486-GW **Lab Report Batch :** A7G100102 **Lab ID :** STLCAN

Sample Date : 07/09/2007 **Analysis Type: RES** **Sample Matrix :** AQ

Lab Sample ID: A7G100102016

Reviewed By / Date : H Medley 8/31/2007 **Approved By / Date :**

Analyte Name	Result	Uncertainty / Error	Result Units	Lab Qual	Rep Res	Overall Qual*	Temp	HT	MB	LCS	MS	Lab Dup	Surr	Rep Limit	Moist Tot/Dis	Field QC	Tune	IC	ICV	CV / CCV	Reason Codes
Analysis Method : 8330						**Dilution: 4.89**															
4-Amino-2,6-Dinitrotoluene	25		ug/L		YES	J							J								
4-Nitrotoluene	2.4		ug/L	U	YES	R							R								G-
HMX	0.20		ug/L	J	YES	J							J	J							L
Nitrobenzene	0.49		ug/L	U	YES	R							R								G-
NITROGLYCERINE	3.2		ug/L	U	YES	R							R								G-
Pentaerythritol Tetranitrate (PETN)	3.2		ug/L	U	YES	R							R								G-
RDX	0.49		ug/L	U	YES	R							R								G-
TETRYL	0.49		ug/L	U	YES	R							R								G-
Analysis Method : 9012A						**Dilution: 1**															
Cyanide	0.010		mg/L	U	YES	UJ															Pj-
Analysis Method : SW8330 Modified						**Dilution: 1**															
Nitroguanidine	20		ug/L	U	YES																

* Overall result qualifier reflects summation of qualifiers added during automated data review and any qualifiers added manually for categories not assessed by automated data review

Sample Qualification Report with Reason Codes (All Results sorted by Client Sample ID)

Client Sample ID : FWGLL1mw-DUP3-0499-GF **Lab Report Batch :** A7G100102 **Lab ID :** STLCAN

Sample Date : 07/09/2007 **Analysis Type: RES/TOT** **Sample Matrix :** AQ

Lab Sample ID: A7G100102019

Reviewed By / Date : Heather Medley 8/31/07 **Approved By / Date :**

Analyte Name	Result	Uncertainty / Error	Result Units	Lab Qual	Rep Res	Overall Qual*	Temp	HT	MB	LCS	MS	Lab Dup	Surr	Rep Limit	Moist Tot/Dis	Field QC	Tune	IC	ICV	CV / CCV	Reason Codes
Analysis Method : 6010B						**Dilution: 1**															
Arsenic	5.0		ug/L	U	YES																
Barium	16.0		ug/L		YES																
Calcium	16700		ug/L	J	YES																
Chromium	5.0		ug/L	U	YES	R															Pj-
Cobalt	7.2		ug/L		YES																
Copper	5.0		ug/L	U	YES																
Lead	3.0		ug/L	U	YES																
Magnesium	4500		ug/L	J	YES																
Manganese	389		ug/L	J	YES																
Nickel	28.8		ug/L		YES																
Potassium	2150		ug/L	J	YES	J															Pj
Selenium	5.0		ug/L	U	YES																
Silver	5.0		ug/L	U	YES																
Sodium	13700		ug/L		YES																
Vanadium	10.0		ug/L	U	YES																
Analysis Method : 6020						**Dilution: 1**															
Aluminum	793		ug/L		YES	J															Pj
Antimony	2.0		ug/L	U	YES																
Beryllium	0.30		ug/L	B	YES	J								J							L
Cadmium	0.32		ug/L	B	YES	J								J							L
Iron	102		ug/L	J	YES	J															Pj
Thallium	0.081		ug/L	B J	YES	J								J							L
Zinc	33.1		ug/L	J	YES																
Analysis Method : 7470A						**Dilution: 1**															
Mercury	0.20		ug/L	U	YES																

* Overall result qualifier reflects summation of qualifiers added during automated data review and any qualifiers added manually for categories not assessed by automated data review

Sample Qualification Report with Reason Codes (All Results sorted by Client Sample ID)

Client Sample ID : FWGLL1mw-DUP3-0499-GW **Lab Report Batch :** A7G100102 **Lab ID :** STLCAN

Sample Date : 07/09/2007 **Analysis Type: DL** **Sample Matrix :** AQ

Lab Sample ID: A7G100102018

Reviewed By / Date : Heather Medley 8/31/07 **Approved By / Date :**

Analyte Name	Result	Uncertainty / Error	Result Units	Lab Qual	Rep Res	Overall Qual*	Temp	HT	MB	LCS	MS	Lab Dup	Surr	Rep Limit	Moist Tot/Dis	Field QC	Tune	IC	ICV	CV / CCV	Reason Codes
Analysis Method : 8081A						**Dilution: 20**															
4,4'-DDD	0.60		ug/L	U	YES																
4,4'-DDE	0.60		ug/L	U	YES																
4,4'-DDT	0.60		ug/L	U	YES																
Aldrin	0.60		ug/L	U	YES																
alpha-BHC	0.60		ug/L	U	YES																
alpha-Chordane	0.60		ug/L	U	YES																
beta-BHC	0.60		ug/L	U	YES																
delta-BHC	0.60		ug/L	U	YES																
Dieldrin	0.60		ug/L	U	YES																
Endosulfan I	0.50		ug/L	U	YES	UJ				UJ											J-
Endosulfan II	0.50		ug/L	U	YES																
Endosulfan sulfate	0.60		ug/L	U	YES																
Endrin	0.60		ug/L	U	YES																
Endrin aldehyde	0.60		ug/L	U	YES																
Endrin ketone	0.60		ug/L	U	YES																
gamma-BHC	0.60		ug/L	U	YES																
gamma-Chlordane	0.60		ug/L	U	YES																
Heptachlor	0.60		ug/L	U	YES																
Heptachlor epoxide	0.60		ug/L	U	YES																
Methoxychlor	2.0		ug/L	U	YES																
Toxaphene	40		ug/L	U	YES																

* Overall result qualifier reflects summation of qualifiers added during automated data review and any qualifiers added manually for categories not assessed by automated data review

Sample Qualification Report with Reason Codes (All Results sorted by Client Sample ID)

Client Sample ID : FWGLL1mw-DUP3-0499-GW **Lab Report Batch :** A7G100102 **Lab ID :** STLCAN

Sample Date : 07/09/2007 **Analysis Type: RES** **Sample Matrix :** AQ

Lab Sample ID: A7G100102018

Reviewed By / Date : H Medley 8/31/2007 **Approved By / Date :**

Analyte Name	Result	Uncertainty / Error	Result Units	Lab Qual	Rep Res	Overall Qual*	Temp	HT	MB	LCS	MS	Lab Dup	Surr	Rep Limit	Moist Tot/Dis	Field QC	Tune	IC	ICV	CV / CCV	Reason Codes
Analysis Method : 353.2 Modified						**Dilution: 1**															
Nitrocellulose	0.50		mg/L	U	YES	R					R										I,H-
Analysis Method : 8082						**Dilution: 1**															
Aroclor 1016	0.50		ug/L	U	YES																
Aroclor 1221	0.50		ug/L	U	YES																
Aroclor 1232	0.50		ug/L	U	YES																
Aroclor 1242	0.50		ug/L	U	YES																
Aroclor 1248	0.50		ug/L	U	YES																
Aroclor 1254	0.50		ug/L	U	YES																
Aroclor 1260	0.50		ug/L	U	YES																
Analysis Method : 8260B						**Dilution: 1**															
1,1,1-Trichloroethane	1.0		ug/L	U	YES																
1,1,2,2-Tetrachloroethane	1.0		ug/L	U	YES																
1,1,2-Trichloroethane	1.0		ug/L	U	YES																
1,1-Dichloroethane	1.0		ug/L	U	YES																
1,1-Dichloroethene	1.0		ug/L	U	YES																
1,2-Dibromoethane	1.0		ug/L	U	YES																
1,2-Dichloroethane	1.0		ug/L	U	YES																
1,2-Dichloroethene (total)	1.0		ug/L	U	YES																
1,2-Dichloropropane	1.0		ug/L	U	YES																
2-Butanone	10		ug/L	U	YES	R					UJ									R	H-,W-
2-Hexanone	10		ug/L	U	YES	R					UJ										Pj-,H-
4-Methyl-2-pentanone	10		ug/L	U	YES	UJ					UJ										Pj-,H-
Acetone	10		ug/L	U	YES	R					UJ									R	Pj-,W-,H-
Benzene	1.0		ug/L	U	YES																
Bromochloromethane	1.0		ug/L	U	YES																
Bromodichloromethane	1.0		ug/L	U	YES																
Bromoform	1.0		ug/L	U	YES																
Bromomethane	1.0		ug/L	U	YES	UJ													UJ		U-
Carbon disulfide	1.0		ug/L	U	YES																
Carbon tetrachloride	1.0		ug/L	U	YES																
Chlorobenzene	1.0		ug/L	U	YES																
Chloroethane	1.0		ug/L	U	YES																

* Overall result qualifier reflects summation of qualifiers added during automated data review and any qualifiers added manually for categories not assessed by automated data review

Sample Qualification Report with Reason Codes (All Results sorted by Client Sample ID)

Client Sample ID : FWGLL1mw-DUP3-0499-GW **Lab Report Batch :** A7G100102 **Lab ID :** STLCAN

Sample Date : 07/09/2007 **Analysis Type: RES** **Sample Matrix :** AQ

Lab Sample ID: A7G100102018

Reviewed By / Date : H Medley 8/31/2007 **Approved By / Date :**

Analyte Name	Result	Uncertainty / Error	Result Units	Lab Qual	Rep Res	Overall Qual*	Temp	HT	MB	LCS	MS	Lab Dup	Surr	Rep Limit	Moist Tot/Dis	Field QC	Tune	IC	ICV	CV / CCV	Reason Codes
Analysis Method : 8260B						**Dilution: 1**															
Chloroform	1.0		ug/L	U	YES																
Chloromethane	1.0		ug/L	U	YES																
cis-1,2-Dichloroethene	1.0		ug/L	U	YES																
cis-1,3-Dichloropropene	1.0		ug/L	U	YES																
Dibromochloromethane	1.0		ug/L	U	YES																
Ethylbenzene	1.0		ug/L	U	YES																
M&P-XYLENES	2.0		ug/L	U	YES																
Methylene chloride	2.0		ug/L	U	YES																
o-Xylene	1.0		ug/L	U	YES																
Styrene	1.0		ug/L	U	YES																
Tetrachloroethene	1.0		ug/L	U	YES																
Toluene	1.0		ug/L	U	YES																
TOTAL XYLENES	2.0		ug/L	U	YES																
trans-1,2-Dichloroethene	1.0		ug/L	U	YES																
trans-1,3-Dichloropropene	1.0		ug/L	U	YES																
Trichloroethene	1.0		ug/L	U	YES																
Vinyl chloride	1.0		ug/L	U	YES																
Analysis Method : 8270C						**Dilution: 1**															
1,2,4-Trichlorobenzene	1.0		ug/L	U	YES																
1,2-Dichlorobenzene	1.0		ug/L	U	YES																
1,3-Dichlorobenzene	1.0		ug/L	U	YES																
1,4-Dichlorobenzene	1.0		ug/L	U	YES																
2,2-OXYBIS (1-CHLOROPROPANE)	1.0		ug/L	U	YES																
2,4,5-Trichlorophenol	5.0		ug/L	U	YES																
2,4,6-Trichlorophenol	5.0		ug/L	U	YES																
2,4-Dichlorophenol	2.0		ug/L	U	YES																
2,4-Dimethylphenol	2.0		ug/L	U	YES																
2,4-Dinitrophenol	5.0		ug/L	U	YES	R															Pj-
2,4-Dinitrotoluene	2.0		ug/L	J	YES	J								J							L
2,6-Dinitrotoluene	5.0		ug/L	U	YES																
2-Chloronaphthalene	1.0		ug/L	U	YES																

* Overall result qualifier reflects summation of qualifiers added during automated data review and any qualifiers added manually for categories not assessed by automated data review

Sample Qualification Report with Reason Codes (All Results sorted by Client Sample ID)

Client Sample ID : FWGLL1mw-DUP3-0499-GW **Lab Report Batch :** A7G100102 **Lab ID :** STLCAN

Sample Date : 07/09/2007 **Analysis Type: RES** **Sample Matrix :** AQ

Lab Sample ID: A7G100102018

Reviewed By / Date : H Medley 8/31/2007 **Approved By / Date :**

Analyte Name	Result	Uncertainty / Error	Result Units	Lab Qual	Rep Res	Overall Qual*	Temp	HT	MB	LCS	MS	Lab Dup	Surr	Rep Limit	Moist Tot/Dis	Field QC	Tune	IC	ICV	CV / CCV	Reason Codes
Analysis Method : 8270C						**Dilution: 1**															
2-Chlorophenol	1.0		ug/L	U	YES																
2-Methylnaphthalene	0.20		ug/L	U	YES																
2-Methylphenol	1.0		ug/L	U	YES																
2-Nitroaniline	2.0		ug/L	U	YES																
2-Nitrophenol	2.0		ug/L	U	YES																
3,3'-Dichlorobenzidine	5.0		ug/L	U	YES																
3-Nitroaniline	2.0		ug/L	U	YES																
4,6-Dinitro-2-methylphenol	5.0		ug/L	U	YES	UJ															Pj-
4-Bromophenyl phenyl ether	2.0		ug/L	U	YES																
4-Chloro-3-methylphenol	2.0		ug/L	U	YES																
4-Chloroaniline	2.0		ug/L	U	YES																
4-Chlorophenyl phenyl ether	2.0		ug/L	U	YES																
4-Methylphenol	1.0		ug/L	U	YES																
4-Nitroanaline	2.0		ug/L	U	YES																
4-Nitrophenol	5.0		ug/L	U	YES	UJ															Pj-
Acenaphthene	0.20		ug/L	U	YES																
Acenaphthylene	0.20		ug/L	U	YES																
Anthracene	0.20		ug/L	U	YES																
Benzo(a)anthracene	0.20		ug/L	U	YES																
Benzo(a)pyrene	0.20		ug/L	U	YES																
Benzo(b)fluoranthene	0.20		ug/L	U	YES																
BENZO(G,H,I)PERYLENE	0.20		ug/L	U	YES																
Benzo(k)fluoranthene	0.20		ug/L	U	YES																
Benzoic acid	10		ug/L	U	YES	R				R											J-
Benzyl alcohol	5.0		ug/L	U	YES																
bis(2-Chloroethoxy)methane	1.0		ug/L	U	YES																
bis(2-Chloroethyl) ether	1.0		ug/L	U	YES																
bis(2-Ethylhexyl) phthalate	10		ug/L	U	YES																
Butylbenzyl Phthalate	1.0		ug/L	U	YES																
Carbazole	1.0		ug/L	U	YES																
Chrysene	0.20		ug/L	U	YES																

* Overall result qualifier reflects summation of qualifiers added during automated data review and any qualifiers added manually for categories not assessed by automated data review

Sample Qualification Report with Reason Codes (All Results sorted by Client Sample ID)

Client Sample ID : FWGLL1mw-DUP3-0499-GW **Lab Report Batch :** A7G100102 **Lab ID :** STLCAN

Sample Date : 07/09/2007 **Analysis Type: RES** **Sample Matrix :** AQ

Lab Sample ID: A7G100102018

Reviewed By / Date : H Medley 8/31/2007 **Approved By / Date :**

Analyte Name	Result	Uncertainty / Error	Result Units	Lab Qual	Rep Res	Overall Qual*	Temp	HT	MB	LCS	MS	Lab Dup	Surr	Rep Limit	Moist Tot/Dis	Field QC	Tune	IC	ICV	CV / CCV	Reason Codes
Analysis Method : 8270C						**Dilution: 1**															
dibenzo(a,h)anthracene	0.20		ug/L	U	YES																
Dibenzofuran	1.0		ug/L	U	YES																
Diethyl phthalate	1.0		ug/L	U	YES																
Dimethyl phthalate	1.0		ug/L	U	YES																
Di-n-butyl phthalate	1.0		ug/L	U	YES																
Di-n-octyl phthalate	1.0		ug/L	U	YES																
Fluoranthene	0.20		ug/L	U	YES																
Fluorene	0.20		ug/L	U	YES																
Hexachlorobenzene	0.20		ug/L	U	YES																
Hexachlorobutadiene	1.0		ug/L	U	YES																
Hexachlorocyclopentadiene	10		ug/L	U	YES	R				R	UJ										H-,J-
Hexachloroethane	1.0		ug/L	U	YES																
Indeno(1,2,3-cd)pyrene	0.20		ug/L	U	YES																
Isophorone	1.0		ug/L	U	YES																
Naphthalene	0.20		ug/L	U	YES																
Nitrobenzene	1.0		ug/L	U	YES																
N-nitroso-di-n-propylamine	1.0		ug/L	U	YES																
N-Nitrosodiphenylamine	1.0		ug/L	U	YES																
Pentachlorophenol	5.0		ug/L	U	YES	UJ															Pj-
Phenanthrene	0.20		ug/L	U	YES																
Phenol	1.0		ug/L	U	YES																
Pyrene	0.20		ug/L	U	YES																
Analysis Method : 8330						**Dilution: 5**															
1,3,5-Trinitrobenzene	6.9		ug/L	B	YES	J							J								
1,3-Dinitrobenzene	0.50		ug/L	U	YES	R							R								G-
2,4,6-TNT	6.3		ug/L		YES	J							J								
2,4-Dinitrotoluene	2.9		ug/L		YES	J							J								
2,6-Dinitrotoluene	1.1		ug/L		YES	J							J								
2-Amino-4,6-dinitrotoluene	16		ug/L		YES	J							J								
2-Nitrotoluene	2.5		ug/L	U	YES	R							R								G-
3-Nitrotoluene	2.5		ug/L	U	YES	R							R								G-

* Overall result qualifier reflects summation of qualifiers added during automated data review and any qualifiers added manually for categories not assessed by automated data review

Sample Qualification Report with Reason Codes (All Results sorted by Client Sample ID)

Client Sample ID : FWGLL1mw-DUP3-0499-GW **Lab Report Batch :** A7G100102 **Lab ID :** STLCAN

Sample Date : 07/09/2007 **Analysis Type: RES** **Sample Matrix :** AQ

Lab Sample ID: A7G100102018

Reviewed By / Date : Heather Medley 9/3/07 **Approved By / Date :**

Analyte Name	Result	Uncertainty / Error	Result Units	Lab Qual	Rep Res	Overall Qual*	Temp	HT	MB	LCS	MS	Lab Dup	Surr	Rep Limit	Moist Tot/Dis	Field QC	Tune	IC	ICV	CV / CCV	Reason Codes
Analysis Method : 8330						**Dilution: 5**															
4-Amino-2,6-Dinitrotoluene	24		ug/L		YES	J							J								
4-Nitrotoluene	2.5		ug/L	U	YES	R					UJ		R								G-
HMX	0.20		ug/L	J	YES	J							J	J							L
Nitrobenzene	0.50		ug/L	U	YES	R							R								G-
NITROGLYCERINE	3.2		ug/L	U	YES	R							R								G-
Pentaerythritol Tetranitrate (PETN)	3.2		ug/L	U	YES	R							R								G-
RDX	0.23		ug/L	J	YES	~~BUJ~~							J	J		~~KB~~					L J
TETRYL	0.50		ug/L	U	YES	R							R								G-
Analysis Method : 9012A						**Dilution: 1**															
Cyanide	0.010		mg/L	U	YES	UJ															Pj-
Analysis Method : SW8330 Modified						**Dilution: 1**															
Nitroguanidine	20		ug/L	U	YES																

* Overall result qualifier reflects summation of qualifiers added during automated data review and any qualifiers added manually for categories not assessed by automated data review

Sample Qualification Report with Reason Codes (All Results sorted by Client Sample ID)

Client Sample ID : FWGLL2mw-059C-0487-GF **Lab Report Batch :** A7G100102 **Lab ID :** STLCAN

Sample Date : 07/09/2007 **Analysis Type: RES/TOT** **Sample Matrix :** AQ

Lab Sample ID: A7G100102004

Reviewed By / Date : Heather Nelley 8/31/07 **Approved By / Date :**

Analyte Name	Result	Uncertainty / Error	Result Units	Lab Qual	Rep Res	Overall Qual*	Temp	HT	MB	LCS	MS	Lab Dup	Surr	Rep Limit	Moist Tot/Dis	Field QC	Tune	IC	ICV	CV / CCV	Reason Codes
Analysis Method : 6010B						**Dilution: 1**															
Arsenic	5.0		ug/L	U	YES																
Barium	13.4		ug/L		YES																
Calcium	24700		ug/L	J	YES																
Chromium	5.0		ug/L	U	YES	R															Pj-
Cobalt	3.7		ug/L	B	YES	J								J							L
Copper	5.0		ug/L	U	YES																
Lead	3.0		ug/L	U	YES																
Magnesium	7970		ug/L	J	YES																
Manganese	259		ug/L	J	YES																
Nickel	4.5		ug/L	B	YES	J								J							L
Potassium	703		ug/L	B J	YES	J								J							L J
Selenium	5.0		ug/L	U	YES																
Silver	5.0		ug/L	U	YES																
Sodium	4670		ug/L		YES																
Vanadium	10.0		ug/L	U	YES																
Analysis Method : 6020						**Dilution: 1**															
Aluminum	50.0		ug/L	U	YES																
Antimony	0.16		ug/L	B J	YES	J								J							L
Beryllium	1.0		ug/L	U	YES																
Cadmium	0.50		ug/L	U	YES																
Iron	435		ug/L	J	YES	J															J
Thallium	0.048		ug/L	B J	YES	J								J							L
Zinc	3.2		ug/L	B J	YES	J								J							L
Analysis Method : 7470A						**Dilution: 1**															
Mercury	0.20		ug/L	U	YES																

* Overall result qualifier reflects summation of qualifiers added during automated data review and any qualifiers added manually for categories not assessed by automated data review

Sample Qualification Report with Reason Codes (All Results sorted by Client Sample ID)

Client Sample ID : FWGLL2mw-059C-0487-GW **Lab Report Batch :** A7G100102 **Lab ID :** STLCAN

Sample Date : 07/09/2007 **Analysis Type: RES** **Sample Matrix :** AQ

Lab Sample ID: A7G100102003

Reviewed By / Date : Heather Medley 8/31/07 **Approved By / Date :**

Analyte Name	Result	Uncertainty / Error	Result Units	Lab Qual	Rep Res	Overall Qual*	Temp	HT	MB	LCS	MS	Lab Dup	Surr	Rep Limit	Moist Tot/Dis	Field QC	Tune	IC	ICV	CV / CCV	Reason Codes
Analysis Method : 353.2 Modified						**Dilution: 1**															
Nitrocellulose	0.12		mg/L	B	YES	J					J			J							L
Analysis Method : 8081A						**Dilution: 1**															
4,4'-DDD	0.030		ug/L	U	YES																
4,4'-DDE	0.030		ug/L	U	YES																
4,4'-DDT	0.030		ug/L	U	YES																
Aldrin	0.030		ug/L	U	YES																
alpha-BHC	0.030		ug/L	U	YES																
alpha-Chordane	0.030		ug/L	U	YES																
beta-BHC	0.0084		ug/L	J	YES	J								J							L
delta-BHC	0.030		ug/L	U	YES																
Dieldrin	0.030		ug/L	U	YES																
Endosulfan I	0.025		ug/L	U	YES	UJ				UJ											J-
Endosulfan II	0.025		ug/L	U	YES																
Endosulfan sulfate	0.030		ug/L	U	YES																
Endrin	0.030		ug/L	U	YES																
Endrin aldehyde	0.030		ug/L	U	YES																
Endrin ketone	0.030		ug/L	U	YES																
gamma-BHC	0.030		ug/L	U	YES																
gamma-Chlordane	0.030		ug/L	U	YES																
Heptachlor	0.030		ug/L	U	YES																
Heptachlor epoxide	0.030		ug/L	U	YES																
Methoxychlor	0.10		ug/L	U	YES																
Toxaphene	2.0		ug/L	U	YES																
Analysis Method : 8082						**Dilution: 1**															
Aroclor 1016	0.50		ug/L	U	YES																
Aroclor 1221	0.50		ug/L	U	YES																
Aroclor 1232	0.50		ug/L	U	YES																
Aroclor 1242	0.50		ug/L	U	YES																
Aroclor 1248	0.50		ug/L	U	YES																
Aroclor 1254	0.50		ug/L	U	YES																
Aroclor 1260	0.50		ug/L	U	YES																
Analysis Method : 8260B						**Dilution: 1**															

* Overall result qualifier reflects summation of qualifiers added during automated data review and any qualifiers added manually for categories not assessed by automated data review

Sample Qualification Report with Reason Codes (All Results sorted by Client Sample ID)

Client Sample ID : FWGLL2mw-059C-0487-GW **Lab Report Batch :** A7G100102 **Lab ID :** STLCAN

Sample Date : 07/09/2007 **Analysis Type: RES** **Sample Matrix :** AQ

Lab Sample ID: A7G100102003

Reviewed By / Date : H Medley 8/31/2007 **Approved By / Date :**

Analyte Name	Result	Uncertainty / Error	Result Units	Lab Qual	Rep Res	Overall Qual*	Temp	HT	MB	LCS	MS	Lab Dup	Surr	Rep Limit	Moist Tot/Dis	Field QC	Tune	IC	ICV	CV / CCV	Reason Codes
Analysis Method : 8260B						**Dilution: 1**															
1,1,1-Trichloroethane	1.0		ug/L	U	YES																
1,1,2,2-Tetrachloroethane	1.0		ug/L	U	YES																
1,1,2-Trichloroethane	1.0		ug/L	U	YES																
1,1-Dichloroethane	1.0		ug/L	U	YES																
1,1-Dichloroethene	1.0		ug/L	U	YES																
1,2-Dibromoethane	1.0		ug/L	U	YES																
1,2-Dichloroethane	1.0		ug/L	U	YES																
1,2-Dichloroethene (total)	1.0		ug/L	U	YES																
1,2-Dichloropropane	1.0		ug/L	U	YES																
2-Butanone	10		ug/L	U	YES	R					UJ									R	H-,W-
2-Hexanone	10		ug/L	U	YES	R					UJ										Pj-,H-
4-Methyl-2-pentanone	10		ug/L	U	YES	UJ					UJ										Pj-,H-
Acetone	10		ug/L	U	YES	R					UJ									R	Pj-,W-,H-
Benzene	1.0		ug/L	U	YES																
Bromochloromethane	1.0		ug/L	U	YES																
Bromodichloromethane	1.0		ug/L	U	YES																
Bromoform	1.0		ug/L	U	YES																
Bromomethane	1.0		ug/L	U	YES	UJ													UJ		U-
Carbon disulfide	1.0		ug/L	U	YES																
Carbon tetrachloride	1.0		ug/L	U	YES																
Chlorobenzene	1.0		ug/L	U	YES																
Chloroethane	1.0		ug/L	U	YES																
Chloroform	1.0		ug/L	U	YES																
Chloromethane	1.0		ug/L	U	YES																
cis-1,2-Dichloroethene	1.0		ug/L	U	YES																
cis-1,3-Dichloropropene	1.0		ug/L	U	YES																
Dibromochloromethane	1.0		ug/L	U	YES																
Ethylbenzene	1.0		ug/L	U	YES																
M&P-XYLENES	2.0		ug/L	U	YES																
Methylene chloride	2.0		ug/L	U	YES																
o-Xylene	1.0		ug/L	U	YES																

* Overall result qualifier reflects summation of qualifiers added during automated data review and any qualifiers added manually for categories not assessed by automated data review

Sample Qualification Report with Reason Codes (All Results sorted by Client Sample ID)

Client Sample ID : FWGLL2mw-059C-0487-GW **Lab Report Batch :** A7G100102 **Lab ID :** STLCAN

Sample Date : 07/09/2007 **Analysis Type: RES** **Sample Matrix :** AQ

Lab Sample ID: A7G100102003

Reviewed By / Date : H Medley 8/31/2007 **Approved By / Date :**

Analyte Name	Result	Uncertainty / Error	Result Units	Lab Qual	Rep Res	Overall Qual*	Temp	HT	MB	LCS	MS	Lab Dup	Surr	Rep Limit	Moist Tot/Dis	Field QC	Tune	IC	ICV	CV / CCV	Reason Codes
Analysis Method : 8260B						**Dilution: 1**															
Styrene	1.0		ug/L	U	YES																
Tetrachloroethene	1.0		ug/L	U	YES																
Toluene	1.0		ug/L	U	YES																
TOTAL XYLENES	2.0		ug/L	U	YES																
trans-1,2-Dichloroethene	1.0		ug/L	U	YES																
trans-1,3-Dichloropropene	1.0		ug/L	U	YES																
Trichloroethene	1.0		ug/L	U	YES																
Vinyl chloride	1.0		ug/L	U	YES																
Analysis Method : 8270C						**Dilution: 1**															
1,2,4-Trichlorobenzene	1.0		ug/L	U	YES																
1,2-Dichlorobenzene	1.0		ug/L	U	YES																
1,3-Dichlorobenzene	1.0		ug/L	U	YES																
1,4-Dichlorobenzene	1.0		ug/L	U	YES																
2,2-OXYBIS (1-CHLOROPROPANE)	1.0		ug/L	U	YES																
2,4,5-Trichlorophenol	5.0		ug/L	U	YES																
2,4,6-Trichlorophenol	5.0		ug/L	U	YES																
2,4-Dichlorophenol	2.0		ug/L	U	YES																
2,4-Dimethylphenol	2.0		ug/L	U	YES																
2,4-Dinitrophenol	5.0		ug/L	U	YES	R															Pj-
2,4-Dinitrotoluene	5.0		ug/L	U	YES																
2,6-Dinitrotoluene	5.0		ug/L	U	YES																
2-Chloronaphthalene	1.0		ug/L	U	YES																
2-Chlorophenol	1.0		ug/L	U	YES																
2-Methylnaphthalene	0.20		ug/L	U	YES																
2-Methylphenol	1.0		ug/L	U	YES																
2-Nitroaniline	2.0		ug/L	U	YES																
2-Nitrophenol	2.0		ug/L	U	YES																
3,3'-Dichlorobenzidine	5.0		ug/L	U	YES																
3-Nitroaniline	2.0		ug/L	U	YES																
4,6-Dinitro-2-methylphenol	5.0		ug/L	U	YES	UJ															Pj-
4-Bromophenyl phenyl ether	2.0		ug/L	U	YES																

* Overall result qualifier reflects summation of qualifiers added during automated data review and any qualifiers added manually for categories not assessed by automated data review

Sample Qualification Report with Reason Codes (All Results sorted by Client Sample ID)

Client Sample ID : FWGLL2mw-059C-0487-GW **Lab Report Batch :** A7G100102 **Lab ID :** STLCAN

Sample Date : 07/09/2007 **Analysis Type: RES** **Sample Matrix :** AQ

Lab Sample ID: A7G100102003

Reviewed By / Date : H Medley 8/31/2007 **Approved By / Date :**

Analyte Name	Result	Uncertainty / Error	Result Units	Lab Qual	Rep Res	Overall Qual*	Temp	HT	MB	LCS	MS	Lab Dup	Surr	Rep Limit	Moist Tot/Dis	Field QC	Tune	IC	ICV	CV / CCV	Reason Codes
Analysis Method : 8270C						**Dilution: 1**															
4-Chloro-3-methylphenol	2.0		ug/L	U	YES																
4-Chloroaniline	2.0		ug/L	U	YES																
4-Chlorophenyl phenyl ether	2.0		ug/L	U	YES																
4-Methylphenol	1.0		ug/L	U	YES																
4-Nitroanaline	2.0		ug/L	U	YES																
4-Nitrophenol	5.0		ug/L	U	YES	UJ															Pj-
Acenaphthene	0.20		ug/L	U	YES																
Acenaphthylene	0.20		ug/L	U	YES																
Anthracene	0.20		ug/L	U	YES																
Benzo(a)anthracene	0.20		ug/L	U	YES																
Benzo(a)pyrene	0.20		ug/L	U	YES																
Benzo(b)fluoranthene	0.20		ug/L	U	YES																
BENZO(G,H,I)PERYLENE	0.20		ug/L	U	YES																
Benzo(k)fluoranthene	0.20		ug/L	U	YES																
Benzoic acid	10		ug/L	U	YES	R				R											J-
Benzyl alcohol	5.0		ug/L	U	YES																
bis(2-Chloroethoxy)methane	1.0		ug/L	U	YES																
bis(2-Chloroethyl) ether	1.0		ug/L	U	YES																
bis(2-Ethylhexyl) phthalate	1.3		ug/L	J	YES	J								J							L
Butylbenzyl Phthalate	1.0		ug/L	U	YES																
Carbazole	1.0		ug/L	U	YES																
Chrysene	0.20		ug/L	U	YES																
dibenzo(a,h)anthracene	0.20		ug/L	U	YES																
Dibenzofuran	1.0		ug/L	U	YES																
Diethyl phthalate	1.0		ug/L	U	YES																
Dimethyl phthalate	1.0		ug/L	U	YES																
Di-n-butyl phthalate	1.0		ug/L	U	YES																
Di-n-octyl phthalate	1.0		ug/L	U	YES																
Fluoranthene	0.20		ug/L	U	YES																
Fluorene	0.20		ug/L	U	YES																
Hexachlorobenzene	0.20		ug/L	U	YES																

* Overall result qualifier reflects summation of qualifiers added during automated data review and any qualifiers added manually for categories not assessed by automated data review

Sample Qualification Report with Reason Codes (All Results sorted by Client Sample ID)

Client Sample ID : FWGLL2mw-059C-0487-GW **Lab Report Batch :** A7G100102 **Lab ID :** STLCAN

Sample Date : 07/09/2007 **Analysis Type: RES** **Sample Matrix :** AQ

Lab Sample ID: A7G100102003

Reviewed By / Date : H Medley 8/31/2007 **Approved By / Date :**

Analyte Name	Result	Uncertainty / Error	Result Units	Lab Qual	Rep Res	Overall Qual*	Temp	HT	MB	LCS	MS	Lab Dup	Surr	Rep Limit	Moist Tot/Dis	Field QC	Tune	IC	ICV	CV / CCV	Reason Codes
Analysis Method : 8270C						**Dilution: 1**															
Hexachlorobutadiene	1.0		ug/L	U	YES																
Hexachlorocyclopentadiene	10		ug/L	U	YES	R				R	UJ										H-,J-
Hexachloroethane	1.0		ug/L	U	YES																
Indeno(1,2,3-cd)pyrene	0.20		ug/L	U	YES																
Isophorone	1.0		ug/L	U	YES																
Naphthalene	0.20		ug/L	U	YES																
Nitrobenzene	1.0		ug/L	U	YES																
N-nitroso-di-n-propylamine	1.0		ug/L	U	YES																
N-Nitrosodiphenylamine	1.0		ug/L	U	YES																
Pentachlorophenol	5.0		ug/L	U	YES	UJ															Pj-
Phenanthrene	0.20		ug/L	U	YES																
Phenol	1.0		ug/L	U	YES																
Pyrene	0.20		ug/L	U	YES																
Analysis Method : 8330						**Dilution: 1**															
1,3,5-Trinitrobenzene	1.6		ug/L	B	YES																
1,3-Dinitrobenzene	0.070		ug/L	J	YES	J								J							L
2,4,6-TNT	0.10		ug/L	U	YES																
2,4-Dinitrotoluene	0.41		ug/L		YES																
2,6-Dinitrotoluene	0.10		ug/L	U	YES																
2-Amino-4,6-dinitrotoluene	0.77		ug/L		YES																
2-Nitrotoluene	0.50		ug/L	U	YES																
3-Nitrotoluene	0.50		ug/L	U	YES																
4-Amino-2,6-Dinitrotoluene	0.78		ug/L		YES																
4-Nitrotoluene	0.50		ug/L	U	YES																
HMX	0.13		ug/L		YES																
Nitrobenzene	0.10		ug/L	U	YES																
NITROGLYCERINE	0.65		ug/L	U	YES																
Pentaerythritol Tetranitrate (PETN)	0.65		ug/L	U	YES																
RDX	0.10		ug/L		YES	J B										J B					N
TETRYL	0.10		ug/L	U	YES																
Analysis Method : 9012A						**Dilution: 1**															
Cyanide	0.010		mg/L	U	YES	UJ															Pj-

Project Number and Name: 030240.0005 - Ravenna GW **Library Used:** Ravenna GW

* Overall result qualifier reflects summation of qualifiers added during automated data review and any qualifiers added manually for categories not assessed by automated data review

Sample Qualification Report with Reason Codes (All Results sorted by Client Sample ID)

Client Sample ID : FWGLL2mw-059C-0487-GW **Lab Report Batch :** A7G100102 **Lab ID :** STLCAN

Sample Date : 07/09/2007 **Analysis Type: RES** **Sample Matrix :** AQ

Lab Sample ID: A7G100102003

Reviewed By / Date : Heather McKay 8/31/07 **Approved By / Date :**

Analyte Name	Result	Uncertainty / Error	Result Units	Lab Qual	Rep Res	Overall Qual*	Temp	HT	MB	LCS	MS	Lab Dup	Surr	Rep Limit	Moist Tot/Dis	Field QC	Tune	IC	ICV	CV / CCV	Reason Codes
Analysis Method : SW8330 Modified						**Dilution: 1**															
Nitroguanidine	20		ug/L	U	YES																

* Overall result qualifier reflects summation of qualifiers added during automated data review and any qualifiers added manually for categories not assessed by automated data review

Sample Qualification Report with Reason Codes (All Results sorted by Client Sample ID)

Client Sample ID : FWGLL2mw-262C-0488-GF **Lab Report Batch :** A7G100102 **Lab ID :** STLCAN

Sample Date : 07/09/2007 **Analysis Type: RES/TOT** **Sample Matrix :** AQ

Lab Sample ID: A7G100102006

Reviewed By / Date : Heather McKay 8/31/07 **Approved By / Date :**

Analyte Name	Result	Uncertainty / Error	Result Units	Lab Qual	Rep Res	Overall Qual*	Temp	HT	MB	LCS	MS	Lab Dup	Surr	Rep Limit	Moist Tot/Dis	Field QC	Tune	IC	ICV	CV / CCV	Reason Codes
Analysis Method : 6010B						**Dilution: 1**															
Arsenic	5.0		ug/L	U	YES																
Barium	13.1		ug/L		YES																
Calcium	43100		ug/L	J	YES																
Chromium	5.0		ug/L	U	YES	R															Pj-
Cobalt	1.6		ug/L	B	YES	J								J							L
Copper	5.0		ug/L	U	YES																
Lead	3.0		ug/L	U	YES																
Magnesium	33300		ug/L	J	YES																
Manganese	266		ug/L	J	YES																
Nickel	15.1		ug/L		YES																
Potassium	1810		ug/L	J	YES	J															Pj
Selenium	5.0		ug/L	U	YES																
Silver	5.0		ug/L	U	YES																
Sodium	9370		ug/L		YES																
Vanadium	10.0		ug/L	U	YES																
Analysis Method : 6020						**Dilution: 1**															
Aluminum	50.0		ug/L	U	YES																
Antimony	0.087		ug/L	B J	YES	J								J							L
Beryllium	1.0		ug/L	U	YES																
Cadmium	0.50		ug/L	U	YES																
Iron	142		ug/L	J	YES	J															Pj
Thallium	0.026		ug/L	B J	YES	J								J							L
Zinc	3.1		ug/L	B J	YES	J								J							L
Analysis Method : 7470A						**Dilution: 1**															
Mercury	0.20		ug/L	U	YES																

* Overall result qualifier reflects summation of qualifiers added during automated data review and any qualifiers added manually for categories not assessed by automated data review

Sample Qualification Report with Reason Codes (All Results sorted by Client Sample ID)

Client Sample ID : FWGLL2mw-262C-0488-GW **Lab Report Batch :** A7G100102 **Lab ID :** STLCAN

Sample Date : 07/09/2007 **Analysis Type: RES** **Sample Matrix :** AQ

Lab Sample ID: A7G100102005

Reviewed By / Date : Heather Medley 8/31/07 **Approved By / Date :**

Analyte Name	Result	Uncertainty / Error	Result Units	Lab Qual	Rep Res	Overall Qual*	Temp	HT	MB	LCS	MS	Lab Dup	Surr	Rep Limit	Moist Tot/Dis	Field QC	Tune	IC	ICV	CV / CCV	Reason Codes
Analysis Method : 353.2 Modified						**Dilution: 1**															
Nitrocellulose	0.50		mg/L	U	YES	R					R										I,H-
Analysis Method : 8081A						**Dilution: 1**															
4,4'-DDD	0.030		ug/L	U	YES																
4,4'-DDE	0.030		ug/L	U	YES																
4,4'-DDT	0.030		ug/L	U	YES																
Aldrin	0.030		ug/L	U	YES																
alpha-BHC	0.030		ug/L	U	YES																
alpha-Chordane	0.030		ug/L	U	YES																
beta-BHC	0.030		ug/L	U	YES																
delta-BHC	0.030		ug/L	U	YES																
Dieldrin	0.030		ug/L	U	YES																
Endosulfan I	0.025		ug/L	U	YES	UJ				UJ											J-
Endosulfan II	0.025		ug/L	U	YES																
Endosulfan sulfate	0.030		ug/L	U	YES																
Endrin	0.030		ug/L	U	YES																
Endrin aldehyde	0.030		ug/L	U	YES																
Endrin ketone	0.030		ug/L	U	YES																
gamma-BHC	0.030		ug/L	U	YES																
gamma-Chlordane	0.030		ug/L	U	YES																
Heptachlor	0.030		ug/L	U	YES																
Heptachlor epoxide	0.030		ug/L	U	YES																
Methoxychlor	0.10		ug/L	U	YES																
Toxaphene	2.0		ug/L	U	YES																
Analysis Method : 8082						**Dilution: 1**															
Aroclor 1016	0.50		ug/L	U	YES																
Aroclor 1221	0.50		ug/L	U	YES																
Aroclor 1232	0.50		ug/L	U	YES																
Aroclor 1242	0.50		ug/L	U	YES																
Aroclor 1248	0.50		ug/L	U	YES																
Aroclor 1254	0.50		ug/L	U	YES																
Aroclor 1260	0.50		ug/L	U	YES																
Analysis Method : 8260B						**Dilution: 1**															

* Overall result qualifier reflects summation of qualifiers added during automated data review and any qualifiers added manually for categories not assessed by automated data review

Sample Qualification Report with Reason Codes (All Results sorted by Client Sample ID)

Client Sample ID : FWGLL2mw-262C-0488-GW **Lab Report Batch :** A7G100102 **Lab ID :** STLCAN

Sample Date : 07/09/2007 **Analysis Type: RES** **Sample Matrix :** AQ

Lab Sample ID: A7G100102005

Reviewed By / Date : H Medley 8/31/2007 **Approved By / Date :**

Analyte Name	Result	Uncertainty / Error	Result Units	Lab Qual	Rep Res	Overall Qual*	Temp	HT	MB	LCS	MS	Lab Dup	Surr	Rep Limit	Moist Tot/Dis	Field QC	Tune	IC	ICV	CV / CCV	Reason Codes
Analysis Method : 8260B						**Dilution: 1**															
1,1,1-Trichloroethane	1.0		ug/L	U	YES																
1,1,2,2-Tetrachloroethane	1.0		ug/L	U	YES																
1,1,2-Trichloroethane	1.0		ug/L	U	YES																
1,1-Dichloroethane	1.0		ug/L	U	YES																
1,1-Dichloroethene	1.0		ug/L	U	YES																
1,2-Dibromoethane	1.0		ug/L	U	YES																
1,2-Dichloroethane	1.0		ug/L	U	YES																
1,2-Dichloroethene (total)	1.0		ug/L	U	YES																
1,2-Dichloropropane	1.0		ug/L	U	YES																
2-Butanone	10		ug/L	U	YES	R					UJ									R	H-,W-
2-Hexanone	10		ug/L	U	YES	R					UJ										Pj-,H-
4-Methyl-2-pentanone	10		ug/L	U	YES	UJ					UJ										Pj-,H-
Acetone	10		ug/L	U	YES	R					UJ									R	Pj-,W-,H-
Benzene	1.0		ug/L	U	YES																
Bromochloromethane	1.0		ug/L	U	YES																
Bromodichloromethane	1.0		ug/L	U	YES																
Bromoform	1.0		ug/L	U	YES																
Bromomethane	1.0		ug/L	U	YES	UJ													UJ		U-
Carbon disulfide	1.0		ug/L	U	YES																
Carbon tetrachloride	1.0		ug/L	U	YES																
Chlorobenzene	1.0		ug/L	U	YES																
Chloroethane	1.0		ug/L	U	YES																
Chloroform	1.0		ug/L	U	YES																
Chloromethane	1.0		ug/L	U	YES																
cis-1,2-Dichloroethene	1.0		ug/L	U	YES																
cis-1,3-Dichloropropene	1.0		ug/L	U	YES																
Dibromochloromethane	1.0		ug/L	U	YES																
Ethylbenzene	1.0		ug/L	U	YES																
M&P-XYLENES	2.0		ug/L	U	YES																
Methylene chloride	2.0		ug/L	U	YES																
o-Xylene	1.0		ug/L	U	YES																

* Overall result qualifier reflects summation of qualifiers added during automated data review and any qualifiers added manually for categories not assessed by automated data review

Sample Qualification Report with Reason Codes (All Results sorted by Client Sample ID)

Client Sample ID : FWGLL2mw-262C-0488-GW **Lab Report Batch :** A7G100102 **Lab ID :** STLCAN

Sample Date : 07/09/2007 **Analysis Type: RES** **Sample Matrix :** AQ

Lab Sample ID: A7G100102005

Reviewed By / Date : H Medley 8/31/2007 **Approved By / Date :**

Analyte Name	Result	Uncertainty / Error	Result Units	Lab Qual	Rep Res	Overall Qual*	Temp	HT	MB	LCS	MS	Lab Dup	Surr	Rep Limit	Moist Tot/Dis	Field QC	Tune	IC	ICV	CV / CCV	Reason Codes
Analysis Method : 8260B						**Dilution: 1**															
Styrene	1.0		ug/L	U	YES																
Tetrachloroethene	1.0		ug/L	U	YES																
Toluene	1.0		ug/L	U	YES																
TOTAL XYLENES	2.0		ug/L	U	YES																
trans-1,2-Dichloroethene	1.0		ug/L	U	YES																
trans-1,3-Dichloropropene	1.0		ug/L	U	YES																
Trichloroethene	1.0		ug/L	U	YES																
Vinyl chloride	1.0		ug/L	U	YES																
Analysis Method : 8270C						**Dilution: 1**															
1,2,4-Trichlorobenzene	1.0		ug/L	U	YES																
1,2-Dichlorobenzene	1.0		ug/L	U	YES																
1,3-Dichlorobenzene	1.0		ug/L	U	YES																
1,4-Dichlorobenzene	1.0		ug/L	U	YES																
2,2-OXYBIS (1-CHLOROPROPANE)	1.0		ug/L	U	YES																
2,4,5-Trichlorophenol	5.0		ug/L	U	YES																
2,4,6-Trichlorophenol	5.0		ug/L	U	YES																
2,4-Dichlorophenol	2.0		ug/L	U	YES																
2,4-Dimethylphenol	2.0		ug/L	U	YES																
2,4-Dinitrophenol	5.0		ug/L	U	YES	R															Pj-
2,4-Dinitrotoluene	5.0		ug/L	U	YES																
2,6-Dinitrotoluene	5.0		ug/L	U	YES																
2-Chloronaphthalene	1.0		ug/L	U	YES																
2-Chlorophenol	1.0		ug/L	U	YES																
2-Methylnaphthalene	0.20		ug/L	U	YES																
2-Methylphenol	1.0		ug/L	U	YES																
2-Nitroaniline	2.0		ug/L	U	YES																
2-Nitrophenol	2.0		ug/L	U	YES																
3,3'-Dichlorobenzidine	5.0		ug/L	U	YES																
3-Nitroaniline	2.0		ug/L	U	YES																
4,6-Dinitro-2-methylphenol	5.0		ug/L	U	YES	UJ															Pj-
4-Bromophenyl phenyl ether	2.0		ug/L	U	YES																

* Overall result qualifier reflects summation of qualifiers added during automated data review and any qualifiers added manually for categories not assessed by automated data review

Sample Qualification Report with Reason Codes (All Results sorted by Client Sample ID)

Client Sample ID : FWGLL2mw-262C-0488-GW **Lab Report Batch :** A7G100102 **Lab ID :** STLCAN

Sample Date : 07/09/2007 **Analysis Type: RES** **Sample Matrix :** AQ

Lab Sample ID: A7G100102005

Reviewed By / Date : H Medley 8/31/2007 **Approved By / Date :**

Analyte Name	Result	Uncertainty / Error	Result Units	Lab Qual	Rep Res	Overall Qual*	Temp	HT	MB	LCS	MS	Lab Dup	Surr	Rep Limit	Moist Tot/Dis	Field QC	Tune	IC	ICV	CV / CCV	Reason Codes
Analysis Method : 8270C						**Dilution: 1**															
4-Chloro-3-methylphenol	2.0		ug/L	U	YES																
4-Chloroaniline	2.0		ug/L	U	YES																
4-Chlorophenyl phenyl ether	2.0		ug/L	U	YES																
4-Methylphenol	1.0		ug/L	U	YES																
4-Nitroanaline	2.0		ug/L	U	YES																
4-Nitrophenol	5.0		ug/L	U	YES	UJ															Pj-
Acenaphthene	0.20		ug/L	U	YES																
Acenaphthylene	0.20		ug/L	U	YES																
Anthracene	0.20		ug/L	U	YES																
Benzo(a)anthracene	0.20		ug/L	U	YES																
Benzo(a)pyrene	0.20		ug/L	U	YES																
Benzo(b)fluoranthene	0.20		ug/L	U	YES																
BENZO(G,H,I)PERYLENE	0.20		ug/L	U	YES																
Benzo(k)fluoranthene	0.20		ug/L	U	YES																
Benzoic acid	10		ug/L	U	YES	R				R											J-
Benzyl alcohol	5.0		ug/L	U	YES																
bis(2-Chloroethoxy)methane	1.0		ug/L	U	YES																
bis(2-Chloroethyl) ether	1.0		ug/L	U	YES																
bis(2-Ethylhexyl) phthalate	10		ug/L	U	YES																
Butylbenzyl Phthalate	1.0		ug/L	U	YES																
Carbazole	1.0		ug/L	U	YES																
Chrysene	0.20		ug/L	U	YES																
dibenzo(a,h)anthracene	0.20		ug/L	U	YES																
Dibenzofuran	1.0		ug/L	U	YES																
Diethyl phthalate	1.0		ug/L	U	YES																
Dimethyl phthalate	1.0		ug/L	U	YES																
Di-n-butyl phthalate	1.0		ug/L	U	YES																
Di-n-octyl phthalate	1.0		ug/L	U	YES																
Fluoranthene	0.20		ug/L	U	YES																
Fluorene	0.20		ug/L	U	YES																
Hexachlorobenzene	0.20		ug/L	U	YES																

* Overall result qualifier reflects summation of qualifiers added during automated data review and any qualifiers added manually for categories not assessed by automated data review

Sample Qualification Report with Reason Codes (All Results sorted by Client Sample ID)

Client Sample ID : FWGLL2mw-262C-0488-GW **Lab Report Batch :** A7G100102 **Lab ID :** STLCAN

Sample Date : 07/09/2007 **Analysis Type: RES** **Sample Matrix :** AQ

Lab Sample ID: A7G100102005

Reviewed By / Date : H Medley 8/31/2007 **Approved By / Date :**

Analyte Name	Result	Uncertainty / Error	Result Units	Lab Qual	Rep Res	Overall Qual*	Temp	HT	MB	LCS	MS	Lab Dup	Surr	Rep Limit	Moist Tot/Dis	Field QC	Tune	IC	ICV	CV / CCV	Reason Codes
Analysis Method : 8270C						**Dilution: 1**															
Hexachlorobutadiene	1.0		ug/L	U	YES																
Hexachlorocyclopentadiene	10		ug/L	U	YES	R				R	UJ										H-,J-
Hexachloroethane	1.0		ug/L	U	YES																
Indeno(1,2,3-cd)pyrene	0.20		ug/L	U	YES																
Isophorone	1.0		ug/L	U	YES																
Naphthalene	0.20		ug/L	U	YES																
Nitrobenzene	1.0		ug/L	U	YES																
N-nitroso-di-n-propylamine	1.0		ug/L	U	YES																
N-Nitrosodiphenylamine	1.0		ug/L	U	YES																
Pentachlorophenol	5.0		ug/L	U	YES	UJ															Pj-
Phenanthrene	0.20		ug/L	U	YES																
Phenol	1.0		ug/L	U	YES																
Pyrene	0.20		ug/L	U	YES																
Analysis Method : 8330						**Dilution: 0.99**															
1,3,5-Trinitrobenzene	0.099		ug/L	U	YES																
1,3-Dinitrobenzene	0.099		ug/L	U	YES																
2,4,6-TNT	0.099		ug/L	U	YES																
2,4-Dinitrotoluene	0.099		ug/L	U	YES																
2,6-Dinitrotoluene	0.099		ug/L	U	YES																
2-Amino-4,6-dinitrotoluene	0.099		ug/L	U	YES																
2-Nitrotoluene	0.50		ug/L	U	YES																
3-Nitrotoluene	0.50		ug/L	U	YES																
4-Amino-2,6-Dinitrotoluene	0.099		ug/L	U	YES																
4-Nitrotoluene	0.50		ug/L	U	YES																
HMX	0.099		ug/L	U	YES																
Nitrobenzene	0.099		ug/L	U	YES																
NITROGLYCERINE	0.64		ug/L	U	YES																
Pentaerythritol Tetranitrate (PETN)	0.64		ug/L	U	YES																
RDX	0.099		ug/L	U	YES																
TETRYL	0.099		ug/L	U	YES																
Analysis Method : 9012A						**Dilution: 1**															
Cyanide	0.010		mg/L	U	YES	UJ															Pj-

Project Number and Name: 030240.0005 - Ravenna GW **Library Used:** Ravenna GW

* Overall result qualifier reflects summation of qualifiers added during automated data review and any qualifiers added manually for categories not assessed by automated data review

Sample Qualification Report with Reason Codes (All Results sorted by Client Sample ID)

Client Sample ID : FWGLL2mw-262C-0488-GW **Lab Report Batch :** A7G100102 **Lab ID :** STLCAN

Sample Date : 07/09/2007 **Analysis Type: RES** **Sample Matrix :** AQ

Lab Sample ID: A7G100102005

Reviewed By / Date : Heather Melby 8/31/07 **Approved By / Date :**

Analyte Name	Result	Uncertainty / Error	Result Units	Lab Qual	Rep Res	Overall Qual*	Temp	HT	MB	LCS	MS	Lab Dup	Surr	Rep Limit	Moist Tot/Dis	Field QC	Tune	IC	ICV	CV / CCV	Reason Codes
Analysis Method : SW8330 Modified						**Dilution: 1**															
Nitroguanidine	20		ug/L	U	YES																

* Overall result qualifier reflects summation of qualifiers added during automated data review and any qualifiers added manually for categories not assessed by automated data review

Sample Qualification Report with Reason Codes (All Results sorted by Client Sample ID)

Client Sample ID : FWGLL2mw-263C-0489-GF **Lab Report Batch :** A7G100102 **Lab ID :** STLCAN

Sample Date : 07/09/2007 **Analysis Type: RES/TOT** **Sample Matrix :** AQ

Lab Sample ID: A7G100102014

Reviewed By / Date : Heather Nelley 8/31/07 **Approved By / Date :**

Analyte Name	Result	Uncertainty / Error	Result Units	Lab Qual	Rep Res	Overall Qual*	Temp	HT	MB	LCS	MS	Lab Dup	Surr	Rep Limit	Moist Tot/Dis	Field QC	Tune	IC	ICV	CV / CCV	Reason Codes
Analysis Method : 6010B						**Dilution: 1**															
Arsenic	14.4		ug/L		YES																
Barium	16.4		ug/L		YES																
Calcium	28100		ug/L	J	YES																
Chromium	5.0		ug/L	U	YES	R															Pj-
Cobalt	2.3		ug/L	B	YES	J								J							L
Copper	5.0		ug/L	U	YES																
Lead	3.0		ug/L	U	YES																
Magnesium	11900		ug/L	J	YES																
Manganese	1370		ug/L	J	YES																
Nickel	4.9		ug/L	B	YES	J								J							L
Potassium	567		ug/L	B J	YES	J								J							L, Bj
Selenium	5.0		ug/L	U	YES																
Silver	5.0		ug/L	U	YES																
Sodium	3450		ug/L		YES																
Vanadium	10.0		ug/L	U	YES																
Analysis Method : 6020						**Dilution: 1**															
Aluminum	50.0		ug/L	U	YES																
Antimony	0.066		ug/L	B J	YES	J								J							L
Beryllium	1.0		ug/L	U	YES																
Cadmium	0.50		ug/L	U	YES																
Iron	5460		ug/L	J	YES	J															Bj
Thallium	1.0		ug/L	U	YES																
Zinc	10.0		ug/L	U	YES																
Analysis Method : 7470A						**Dilution: 1**															
Mercury	0.20		ug/L	U	YES																

* Overall result qualifier reflects summation of qualifiers added during automated data review and any qualifiers added manually for categories not assessed by automated data review

Sample Qualification Report with Reason Codes (All Results sorted by Client Sample ID)

Client Sample ID : FWGLL2mw-263C-0489-GW **Lab Report Batch :** A7G100102 **Lab ID :** STLCAN

Sample Date : 07/09/2007 **Analysis Type: RES** **Sample Matrix :** AQ

Lab Sample ID: A7G100102013

Reviewed By / Date : Heather Melby 8/31/07 **Approved By / Date :**

Analyte Name	Result	Uncertainty / Error	Result Units	Lab Qual	Rep Res	Overall Qual*	Temp	HT	MB	LCS	MS	Lab Dup	Surr	Rep Limit	Moist Tot/Dis	Field QC	Tune	IC	ICV	CV / CCV	Reason Codes
Analysis Method : 353.2 Modified						**Dilution: 1**															
Nitrocellulose	0.50		mg/L	U	YES	R					R										I,H-
Analysis Method : 8081A						**Dilution: 1**															
4,4'-DDD	0.030		ug/L	U	YES	UJ							UJ								G-
4,4'-DDE	0.030		ug/L	U	YES	UJ							UJ								G-
4,4'-DDT	0.030		ug/L	U	YES	UJ							UJ								G-
Aldrin	0.030		ug/L	U	YES	UJ							UJ								G-
alpha-BHC	0.030		ug/L	U	YES	UJ							UJ								G-
alpha-Chordane	0.030		ug/L	U	YES	UJ							UJ								G-
beta-BHC	0.030		ug/L	U	YES	UJ							UJ								G-
delta-BHC	0.030		ug/L	U	YES	UJ							UJ								G-
Dieldrin	0.030		ug/L	U	YES	UJ							UJ								G-
Endosulfan I	0.025		ug/L	U	YES	UJ				UJ			UJ								G-,J-
Endosulfan II	0.025		ug/L	U	YES	UJ							UJ								G-
Endosulfan sulfate	0.030		ug/L	U	YES	UJ							UJ								G-
Endrin	0.030		ug/L	U	YES	UJ							UJ								G-
Endrin aldehyde	0.030		ug/L	U	YES	UJ							UJ								G-
Endrin ketone	0.030		ug/L	U	YES	UJ							UJ								G-
gamma-BHC	0.030		ug/L	U	YES	UJ							UJ								G-
gamma-Chlordane	0.030		ug/L	U	YES	UJ							UJ								G-
Heptachlor	0.030		ug/L	U	YES	UJ							UJ								G-
Heptachlor epoxide	0.030		ug/L	U	YES	UJ							UJ								G-
Methoxychlor	0.10		ug/L	U	YES	UJ							UJ								G-
Toxaphene	2.0		ug/L	U	YES	UJ							UJ								G-
Analysis Method : 8082						**Dilution: 1**															
Aroclor 1016	0.50		ug/L	U	YES																
Aroclor 1221	0.50		ug/L	U	YES																
Aroclor 1232	0.50		ug/L	U	YES																
Aroclor 1242	0.50		ug/L	U	YES																
Aroclor 1248	0.50		ug/L	U	YES																
Aroclor 1254	0.50		ug/L	U	YES																
Aroclor 1260	0.50		ug/L	U	YES																
Analysis Method : 8260B						**Dilution: 1**															

* Overall result qualifier reflects summation of qualifiers added during automated data review and any qualifiers added manually for categories not assessed by automated data review

Sample Qualification Report with Reason Codes (All Results sorted by Client Sample ID)

Client Sample ID : FWGLL2mw-263C-0489-GW **Lab Report Batch :** A7G100102 **Lab ID :** STLCAN

Sample Date : 07/09/2007 **Analysis Type: RES** **Sample Matrix :** AQ

Lab Sample ID: A7G100102013

Reviewed By / Date : H Medley 8/31/2007 **Approved By / Date :**

Analyte Name	Result	Uncertainty / Error	Result Units	Lab Qual	Rep Res	Overall Qual*	Temp	HT	MB	LCS	MS	Lab Dup	Surr	Rep Limit	Moist Tot/Dis	Field QC	Tune	IC	ICV	CV / CCV	Reason Codes
Analysis Method : 8260B						**Dilution: 1**															
1,1,1-Trichloroethane	1.0		ug/L	U	YES																
1,1,2,2-Tetrachloroethane	1.0		ug/L	U	YES																
1,1,2-Trichloroethane	1.0		ug/L	U	YES																
1,1-Dichloroethane	1.0		ug/L	U	YES																
1,1-Dichloroethene	1.0		ug/L	U	YES																
1,2-Dibromoethane	1.0		ug/L	U	YES																
1,2-Dichloroethane	1.0		ug/L	U	YES																
1,2-Dichloroethene (total)	1.0		ug/L	U	YES																
1,2-Dichloropropane	1.0		ug/L	U	YES																
2-Butanone	10		ug/L	U	YES	R					UJ									R	H-,W-
2-Hexanone	10		ug/L	U	YES	R					UJ										Pj-,H-
4-Methyl-2-pentanone	10		ug/L	U	YES	UJ					UJ										Pj-,H-
Acetone	10		ug/L	U	YES	R					UJ									R	Pj-,W-,H-
Benzene	1.0		ug/L	U	YES																
Bromochloromethane	1.0		ug/L	U	YES																
Bromodichloromethane	1.0		ug/L	U	YES																
Bromoform	1.0		ug/L	U	YES																
Bromomethane	1.0		ug/L	U	YES	UJ													UJ		U-
Carbon disulfide	1.0		ug/L	U	YES																
Carbon tetrachloride	1.0		ug/L	U	YES																
Chlorobenzene	1.0		ug/L	U	YES																
Chloroethane	1.0		ug/L	U	YES																
Chloroform	1.0		ug/L	U	YES																
Chloromethane	1.0		ug/L	U	YES																
cis-1,2-Dichloroethene	1.0		ug/L	U	YES																
cis-1,3-Dichloropropene	1.0		ug/L	U	YES																
Dibromochloromethane	1.0		ug/L	U	YES																
Ethylbenzene	1.0		ug/L	U	YES																
M&P-XYLENES	2.0		ug/L	U	YES																
Methylene chloride	2.0		ug/L	U	YES																
o-Xylene	1.0		ug/L	U	YES																

* Overall result qualifier reflects summation of qualifiers added during automated data review and any qualifiers added manually for categories not assessed by automated data review

Sample Qualification Report with Reason Codes (All Results sorted by Client Sample ID)

Client Sample ID : FWGLL2mw-263C-0489-GW **Lab Report Batch :** A7G100102 **Lab ID :** STLCAN

Sample Date : 07/09/2007 **Analysis Type: RES** **Sample Matrix :** AQ

Lab Sample ID: A7G100102013

Reviewed By / Date : H Medley 8/31/2007 **Approved By / Date :**

Analyte Name	Result	Uncertainty / Error	Result Units	Lab Qual	Rep Res	Overall Qual*	Temp	HT	MB	LCS	MS	Lab Dup	Surr	Rep Limit	Moist Tot/Dis	Field QC	Tune	IC	ICV	CV / CCV	Reason Codes
Analysis Method : 8260B						**Dilution: 1**															
Styrene	1.0		ug/L	U	YES																
Tetrachloroethene	1.0		ug/L	U	YES																
Toluene	1.0		ug/L	U	YES																
TOTAL XYLENES	2.0		ug/L	U	YES																
trans-1,2-Dichloroethene	1.0		ug/L	U	YES																
trans-1,3-Dichloropropene	1.0		ug/L	U	YES																
Trichloroethene	1.0		ug/L	U	YES																
Vinyl chloride	1.0		ug/L	U	YES																
Analysis Method : 8270C						**Dilution: 1**															
1,2,4-Trichlorobenzene	1.0		ug/L	U	YES																
1,2-Dichlorobenzene	1.0		ug/L	U	YES																
1,3-Dichlorobenzene	1.0		ug/L	U	YES																
1,4-Dichlorobenzene	1.0		ug/L	U	YES																
2,2-OXYBIS (1-CHLOROPROPANE)	1.0		ug/L	U	YES																
2,4,5-Trichlorophenol	5.0		ug/L	U	YES																
2,4,6-Trichlorophenol	5.0		ug/L	U	YES																
2,4-Dichlorophenol	2.0		ug/L	U	YES																
2,4-Dimethylphenol	2.0		ug/L	U	YES																
2,4-Dinitrophenol	5.0		ug/L	U	YES	R															Pj-
2,4-Dinitrotoluene	5.0		ug/L	U	YES																
2,6-Dinitrotoluene	5.0		ug/L	U	YES																
2-Chloronaphthalene	1.0		ug/L	U	YES																
2-Chlorophenol	1.0		ug/L	U	YES																
2-Methylnaphthalene	0.20		ug/L	U	YES																
2-Methylphenol	1.0		ug/L	U	YES																
2-Nitroaniline	2.0		ug/L	U	YES																
2-Nitrophenol	2.0		ug/L	U	YES																
3,3'-Dichlorobenzidine	5.0		ug/L	U	YES																
3-Nitroaniline	2.0		ug/L	U	YES																
4,6-Dinitro-2-methylphenol	5.0		ug/L	U	YES	UJ															Pj-
4-Bromophenyl phenyl ether	2.0		ug/L	U	YES																

* Overall result qualifier reflects summation of qualifiers added during automated data review and any qualifiers added manually for categories not assessed by automated data review

Sample Qualification Report with Reason Codes (All Results sorted by Client Sample ID)

Client Sample ID : FWGLL2mw-263C-0489-GW **Lab Report Batch :** A7G100102 **Lab ID :** STLCAN

Sample Date : 07/09/2007 **Analysis Type: RES** **Sample Matrix :** AQ

Lab Sample ID: A7G100102013

Reviewed By / Date : H Medley 8/31/2007 **Approved By / Date :**

Analyte Name	Result	Uncertainty / Error	Result Units	Lab Qual	Rep Res	Overall Qual*	Temp	HT	MB	LCS	MS	Lab Dup	Surr	Rep Limit	Moist Tot/Dis	Field QC	Tune	IC	ICV	CV / CCV	Reason Codes
Analysis Method : 8270C						**Dilution: 1**															
4-Chloro-3-methylphenol	2.0		ug/L	U	YES																
4-Chloroaniline	2.0		ug/L	U	YES																
4-Chlorophenyl phenyl ether	2.0		ug/L	U	YES																
4-Methylphenol	1.0		ug/L	U	YES																
4-Nitroanaline	2.0		ug/L	U	YES																
4-Nitrophenol	5.0		ug/L	U	YES	UJ															Pj-
Acenaphthene	0.20		ug/L	U	YES																
Acenaphthylene	0.20		ug/L	U	YES																
Anthracene	0.20		ug/L	U	YES																
Benzo(a)anthracene	0.20		ug/L	U	YES																
Benzo(a)pyrene	0.20		ug/L	U	YES																
Benzo(b)fluoranthene	0.20		ug/L	U	YES																
BENZO(G,H,I)PERYLENE	0.20		ug/L	U	YES																
Benzo(k)fluoranthene	0.20		ug/L	U	YES																
Benzoic acid	10		ug/L	U	YES	R				R											J-
Benzyl alcohol	5.0		ug/L	U	YES																
bis(2-Chloroethoxy)methane	1.0		ug/L	U	YES																
bis(2-Chloroethyl) ether	1.0		ug/L	U	YES																
bis(2-Ethylhexyl) phthalate	10		ug/L	U	YES																
Butylbenzyl Phthalate	1.0		ug/L	U	YES																
Carbazole	1.0		ug/L	U	YES																
Chrysene	0.20		ug/L	U	YES																
dibenzo(a,h)anthracene	0.20		ug/L	U	YES																
Dibenzofuran	1.0		ug/L	U	YES																
Diethyl phthalate	1.0		ug/L	U	YES																
Dimethyl phthalate	1.0		ug/L	U	YES																
Di-n-butyl phthalate	1.0		ug/L	U	YES																
Di-n-octyl phthalate	1.0		ug/L	U	YES																
Fluoranthene	0.20		ug/L	U	YES																
Fluorene	0.20		ug/L	U	YES																
Hexachlorobenzene	0.20		ug/L	U	YES																

* Overall result qualifier reflects summation of qualifiers added during automated data review and any qualifiers added manually for categories not assessed by automated data review

Sample Qualification Report with Reason Codes (All Results sorted by Client Sample ID)

Client Sample ID : FWGLL2mw-263C-0489-GW **Lab Report Batch :** A7G100102 **Lab ID :** STLCAN

Sample Date : 07/09/2007 **Analysis Type: RES** **Sample Matrix :** AQ

Lab Sample ID: A7G100102013

Reviewed By / Date : H Medley 8/31/2007 **Approved By / Date :**

Analyte Name	Result	Uncertainty / Error	Result Units	Lab Qual	Rep Res	Overall Qual*	Temp	HT	MB	LCS	MS	Lab Dup	Surr	Rep Limit	Moist Tot/Dis	Field QC	Tune	IC	ICV	CV / CCV	Reason Codes
Analysis Method : 8270C						**Dilution: 1**															
Hexachlorobutadiene	1.0		ug/L	U	YES																
Hexachlorocyclopentadiene	10		ug/L	U	YES	R				R	UJ										H-,J-
Hexachloroethane	1.0		ug/L	U	YES																
Indeno(1,2,3-cd)pyrene	0.20		ug/L	U	YES																
Isophorone	1.0		ug/L	U	YES																
Naphthalene	0.20		ug/L	U	YES																
Nitrobenzene	1.0		ug/L	U	YES																
N-nitroso-di-n-propylamine	1.0		ug/L	U	YES																
N-Nitrosodiphenylamine	1.0		ug/L	U	YES																
Pentachlorophenol	5.0		ug/L	U	YES	UJ															Pj-
Phenanthrene	0.20		ug/L	U	YES																
Phenol	1.0		ug/L	U	YES																
Pyrene	0.20		ug/L	U	YES																
Analysis Method : 8330						**Dilution: 1.07**															
1,3,5-Trinitrobenzene	0.11		ug/L	U	YES																
1,3-Dinitrobenzene	0.11		ug/L	U	YES																
2,4,6-TNT	0.11		ug/L	U	YES																
2,4-Dinitrotoluene	0.11		ug/L	U	YES																
2,6-Dinitrotoluene	0.11		ug/L	U	YES																
2-Amino-4,6-dinitrotoluene	0.11		ug/L	U	YES																
2-Nitrotoluene	0.54		ug/L	U	YES																
3-Nitrotoluene	0.54		ug/L	U	YES																
4-Amino-2,6-Dinitrotoluene	0.11		ug/L	U	YES																
4-Nitrotoluene	0.54		ug/L	U	YES																
HMX	0.11		ug/L	U	YES																
Nitrobenzene	0.11		ug/L	U	YES																
NITROGLYCERINE	0.70		ug/L	U	YES																
Pentaerythritol Tetranitrate (PETN)	0.94		ug/L	PG	YES	J															
RDX	0.11		ug/L	U	YES																
TETRYL	0.11		ug/L	U	YES																
Analysis Method : 9012A						**Dilution: 1**															
Cyanide	0.010		mg/L	U	YES	UJ															Pj-

* Overall result qualifier reflects summation of qualifiers added during automated data review and any qualifiers added manually for categories not assessed by automated data review

Sample Qualification Report with Reason Codes (All Results sorted by Client Sample ID)

Client Sample ID : FWGLL2mw-263C-0489-GW **Lab Report Batch :** A7G100102 **Lab ID :** STLCAN

Sample Date : 07/09/2007 **Analysis Type: RES** **Sample Matrix :** AQ

Lab Sample ID: A7G100102013

Reviewed By / Date : Heather McCoy 8/31/07 **Approved By / Date :**

Analyte Name	Result	Uncertainty / Error	Result Units	Lab Qual	Rep Res	Overall Qual*	Temp	HT	MB	LCS	MS	Lab Dup	Surr	Rep Limit	Moist Tot/Dis	Field QC	Tune	IC	ICV	CV / CCV	Reason Codes
Analysis Method : SW8330 Modified						**Dilution: 1**															
Nitroguanidine	20		ug/L	U	YES																

* Overall result qualifier reflects summation of qualifiers added during automated data review and any qualifiers added manually for categories not assessed by automated data review

Sample Qualification Report with Reason Codes (All Results sorted by Client Sample ID)

Client Sample ID : FWGLL4mw-198C-0492-GF **Lab Report Batch :** A7G100102 **Lab ID :** STLCAN

Sample Date : 07/09/2007 **Analysis Type: RES/TOT** **Sample Matrix :** AQ

Lab Sample ID: A7G100102012

Reviewed By / Date : Heather Medley 8/31/07 **Approved By / Date :**

Analyte Name	Result	Uncertainty / Error	Result Units	Lab Qual	Rep Res	Overall Qual*	Temp	HT	MB	LCS	MS	Lab Dup	Surr	Rep Limit	Moist Tot/Dis	Field QC	Tune	IC	ICV	CV / CCV	Reason Codes
Analysis Method : 6010B						**Dilution: 1**															
Arsenic	5.0		ug/L	U	YES																
Barium	20.1		ug/L		YES																
Calcium	28800		ug/L	J	YES																
Chromium	5.0		ug/L	U	YES	R															Pj-
Cobalt	1.6		ug/L	B	YES	J								J							L
Copper	2.5		ug/L	B	YES	J								J							L
Lead	3.0		ug/L	U	YES																
Magnesium	13700		ug/L	J	YES																
Manganese	1050		ug/L	J	YES																
Nickel	29.6		ug/L		YES																
Potassium	1550		ug/L	J	YES	J															Pj
Selenium	5.0		ug/L	U	YES																
Silver	5.0		ug/L	U	YES																
Sodium	8740		ug/L		YES																
Vanadium	3.3		ug/L	B	YES	J								J							L
Analysis Method : 6020						**Dilution: 1**															
Aluminum	1540		ug/L		YES	J															Pj
Antimony	0.11		ug/L	B J	YES	J								J							L
Beryllium	1.0		ug/L	U	YES																
Cadmium	0.50		ug/L	U	YES																
Iron	10400		ug/L	J	YES	J															Pj
Thallium	0.11		ug/L	B J	YES	J								J							L
Zinc	66.1		ug/L	J	YES																
Analysis Method : 7470A						**Dilution: 1**															
Mercury	0.20		ug/L	U	YES																

* Overall result qualifier reflects summation of qualifiers added during automated data review and any qualifiers added manually for categories not assessed by automated data review

Sample Qualification Report with Reason Codes (All Results sorted by Client Sample ID)

Client Sample ID : FWGLL4mw-198C-0492-GW **Lab Report Batch :** A7G100102 **Lab ID :** STLCAN

Sample Date : 07/09/2007 **Analysis Type: RES** **Sample Matrix :** AQ

Lab Sample ID: A7G100102011

Reviewed By / Date : Heather Medley 8/31/07 **Approved By / Date :**

Analyte Name	Result	Uncertainty / Error	Result Units	Lab Qual	Rep Res	Overall Qual*	Temp	HT	MB	LCS	MS	Lab Dup	Surr	Rep Limit	Moist Tot/Dis	Field QC	Tune	IC	ICV	CV / CCV	Reason Codes
Analysis Method : 353.2 Modified						**Dilution: 1**															
Nitrocellulose	0.12		mg/L	B	YES	J					J			J							L
Analysis Method : 8081A						**Dilution: 1**															
4,4'-DDD	0.030		ug/L	U	YES	UJ							UJ								G-
4,4'-DDE	0.030		ug/L	U	YES	UJ							UJ								G-
4,4'-DDT	0.030		ug/L	U	YES	UJ							UJ								G-
Aldrin	0.030		ug/L	U	YES	UJ							UJ								G-
alpha-BHC	0.030		ug/L	U	YES	UJ							UJ								G-
alpha-Chordane	0.030		ug/L	U	YES	UJ							UJ								G-
beta-BHC	0.030		ug/L	U	YES	UJ							UJ								G-
delta-BHC	0.030		ug/L	U	YES	UJ							UJ								G-
Dieldrin	0.030		ug/L	U	YES	UJ							UJ								G-
Endosulfan I	0.025		ug/L	U	YES	UJ				UJ			UJ								G-,J-
Endosulfan II	0.025		ug/L	U	YES	UJ							UJ								G-
Endosulfan sulfate	0.030		ug/L	U	YES	UJ							UJ								G-
Endrin	0.030		ug/L	U	YES	UJ							UJ								G-
Endrin aldehyde	0.030		ug/L	U	YES	UJ							UJ								G-
Endrin ketone	0.030		ug/L	U	YES	UJ							UJ								G-
gamma-BHC	0.030		ug/L	U	YES	UJ							UJ								G-
gamma-Chlordane	0.030		ug/L	U	YES	UJ							UJ								G-
Heptachlor	0.030		ug/L	U	YES	UJ							UJ								G-
Heptachlor epoxide	0.030		ug/L	U	YES	UJ							UJ								G-
Methoxychlor	0.10		ug/L	U	YES	UJ							UJ								G-
Toxaphene	2.0		ug/L	U	YES	UJ							UJ								G-
Analysis Method : 8082						**Dilution: 1**															
Aroclor 1016	0.50		ug/L	U	YES	UJ							UJ								G-
Aroclor 1221	0.50		ug/L	U	YES	UJ							UJ								G-
Aroclor 1232	0.50		ug/L	U	YES	UJ							UJ								G-
Aroclor 1242	0.50		ug/L	U	YES	UJ							UJ								G-
Aroclor 1248	0.50		ug/L	U	YES	UJ							UJ								G-
Aroclor 1254	0.50		ug/L	U	YES	UJ							UJ								G-
Aroclor 1260	0.50		ug/L	U	YES	UJ							UJ								G-
Analysis Method : 8260B						**Dilution: 1**															

* Overall result qualifier reflects summation of qualifiers added during automated data review and any qualifiers added manually for categories not assessed by automated data review

Sample Qualification Report with Reason Codes (All Results sorted by Client Sample ID)

Client Sample ID : FWGLL4mw-198C-0492-GW **Lab Report Batch :** A7G100102 **Lab ID :** STLCAN

Sample Date : 07/09/2007 **Analysis Type: RES** **Sample Matrix :** AQ

Lab Sample ID: A7G100102011

Reviewed By / Date : H Medley 8/31/2007 **Approved By / Date :**

Analyte Name	Result	Uncertainty / Error	Result Units	Lab Qual	Rep Res	Overall Qual*	Temp	HT	MB	LCS	MS	Lab Dup	Surr	Rep Limit	Moist Tot/Dis	Field QC	Tune	IC	ICV	CV / CCV	Reason Codes
Analysis Method : 8260B						**Dilution: 1**															
1,1,1-Trichloroethane	1.0		ug/L	U	YES																
1,1,2,2-Tetrachloroethane	1.0		ug/L	U	YES																
1,1,2-Trichloroethane	1.0		ug/L	U	YES																
1,1-Dichloroethane	1.0		ug/L	U	YES																
1,1-Dichloroethene	1.0		ug/L	U	YES																
1,2-Dibromoethane	1.0		ug/L	U	YES																
1,2-Dichloroethane	1.0		ug/L	U	YES																
1,2-Dichloroethene (total)	1.0		ug/L	U	YES																
1,2-Dichloropropane	1.0		ug/L	U	YES																
2-Butanone	10		ug/L	U	YES	R					UJ									R	H-,W-
2-Hexanone	10		ug/L	U	YES	R					UJ										Pj-,H-
4-Methyl-2-pentanone	10		ug/L	U	YES	UJ					UJ										Pj-,H-
Acetone	10		ug/L	U	YES	R					UJ									R	Pj-,W-,H-
Benzene	1.0		ug/L	U	YES																
Bromochloromethane	1.0		ug/L	U	YES																
Bromodichloromethane	1.0		ug/L	U	YES																
Bromoform	1.0		ug/L	U	YES																
Bromomethane	1.0		ug/L	U	YES	UJ													UJ		U-
Carbon disulfide	1.0		ug/L	U	YES																
Carbon tetrachloride	1.0		ug/L	U	YES																
Chlorobenzene	1.0		ug/L	U	YES																
Chloroethane	1.0		ug/L	U	YES																
Chloroform	1.0		ug/L	U	YES																
Chloromethane	1.0		ug/L	U	YES																
cis-1,2-Dichloroethene	1.0		ug/L	U	YES																
cis-1,3-Dichloropropene	1.0		ug/L	U	YES																
Dibromochloromethane	1.0		ug/L	U	YES																
Ethylbenzene	1.0		ug/L	U	YES																
M&P-XYLENES	2.0		ug/L	U	YES																
Methylene chloride	2.0		ug/L	U	YES																
o-Xylene	1.0		ug/L	U	YES																

* Overall result qualifier reflects summation of qualifiers added during automated data review and any qualifiers added manually for categories not assessed by automated data review

Sample Qualification Report with Reason Codes (All Results sorted by Client Sample ID)

Client Sample ID : FWGLL4mw-198C-0492-GW **Lab Report Batch :** A7G100102 **Lab ID :** STLCAN

Sample Date : 07/09/2007 **Analysis Type: RES** **Sample Matrix :** AQ

Lab Sample ID: A7G100102011

Reviewed By / Date : H Medley 8/31/2007 **Approved By / Date :**

Analyte Name	Result	Uncertainty / Error	Result Units	Lab Qual	Rep Res	Overall Qual*	Temp	HT	MB	LCS	MS	Lab Dup	Surr	Rep Limit	Moist Tot/Dis	Field QC	Tune	IC	ICV	CV / CCV	Reason Codes
Analysis Method : 8260B						**Dilution: 1**															
Styrene	1.0		ug/L	U	YES																
Tetrachloroethene	1.0		ug/L	U	YES																
Toluene	1.0		ug/L	U	YES																
TOTAL XYLENES	2.0		ug/L	U	YES																
trans-1,2-Dichloroethene	1.0		ug/L	U	YES																
trans-1,3-Dichloropropene	1.0		ug/L	U	YES																
Trichloroethene	1.0		ug/L	U	YES																
Vinyl chloride	1.0		ug/L	U	YES																
Analysis Method : 8270C						**Dilution: 1**															
1,2,4-Trichlorobenzene	1.0		ug/L	U	YES																
1,2-Dichlorobenzene	1.0		ug/L	U	YES																
1,3-Dichlorobenzene	1.0		ug/L	U	YES																
1,4-Dichlorobenzene	1.0		ug/L	U	YES																
2,2-OXYBIS (1-CHLOROPROPANE)	1.0		ug/L	U	YES																
2,4,5-Trichlorophenol	5.0		ug/L	U	YES																
2,4,6-Trichlorophenol	5.0		ug/L	U	YES																
2,4-Dichlorophenol	2.0		ug/L	U	YES																
2,4-Dimethylphenol	2.0		ug/L	U	YES																
2,4-Dinitrophenol	5.0		ug/L	U	YES	R															Pj-
2,4-Dinitrotoluene	5.0		ug/L	U	YES																
2,6-Dinitrotoluene	5.0		ug/L	U	YES																
2-Chloronaphthalene	1.0		ug/L	U	YES																
2-Chlorophenol	1.0		ug/L	U	YES																
2-Methylnaphthalene	0.20		ug/L	U	YES																
2-Methylphenol	1.0		ug/L	U	YES																
2-Nitroaniline	2.0		ug/L	U	YES																
2-Nitrophenol	2.0		ug/L	U	YES																
3,3'-Dichlorobenzidine	5.0		ug/L	U	YES																
3-Nitroaniline	2.0		ug/L	U	YES																
4,6-Dinitro-2-methylphenol	5.0		ug/L	U	YES	UJ															Pj-
4-Bromophenyl phenyl ether	2.0		ug/L	U	YES																

* Overall result qualifier reflects summation of qualifiers added during automated data review and any qualifiers added manually for categories not assessed by automated data review

Sample Qualification Report with Reason Codes (All Results sorted by Client Sample ID)

Client Sample ID : FWGLL4mw-198C-0492-GW **Lab Report Batch :** A7G100102 **Lab ID :** STLCAN

Sample Date : 07/09/2007 **Analysis Type: RES** **Sample Matrix :** AQ

Lab Sample ID: A7G100102011

Reviewed By / Date : H Medley 8/31/2007 **Approved By / Date :**

Analyte Name	Result	Uncertainty / Error	Result Units	Lab Qual	Rep Res	Overall Qual*	Temp	HT	MB	LCS	MS	Lab Dup	Surr	Rep Limit	Moist Tot/Dis	Field QC	Tune	IC	ICV	CV / CCV	Reason Codes
Analysis Method : 8270C						**Dilution: 1**															
4-Chloro-3-methylphenol	2.0		ug/L	U	YES																
4-Chloroaniline	2.0		ug/L	U	YES																
4-Chlorophenyl phenyl ether	2.0		ug/L	U	YES																
4-Methylphenol	1.0		ug/L	U	YES																
4-Nitroanaline	2.0		ug/L	U	YES																
4-Nitrophenol	5.0		ug/L	U	YES	UJ															Pj-
Acenaphthene	0.20		ug/L	U	YES																
Acenaphthylene	0.20		ug/L	U	YES																
Anthracene	0.20		ug/L	U	YES																
Benzo(a)anthracene	0.20		ug/L	U	YES																
Benzo(a)pyrene	0.20		ug/L	U	YES																
Benzo(b)fluoranthene	0.20		ug/L	U	YES																
BENZO(G,H,I)PERYLENE	0.20		ug/L	U	YES																
Benzo(k)fluoranthene	0.20		ug/L	U	YES																
Benzoic acid	10		ug/L	U	YES	R				R											J-
Benzyl alcohol	5.0		ug/L	U	YES																
bis(2-Chloroethoxy)methane	1.0		ug/L	U	YES																
bis(2-Chloroethyl) ether	1.0		ug/L	U	YES																
bis(2-Ethylhexyl) phthalate	10		ug/L	U	YES																
Butylbenzyl Phthalate	1.0		ug/L	U	YES																
Carbazole	1.0		ug/L	U	YES																
Chrysene	0.20		ug/L	U	YES																
dibenzo(a,h)anthracene	0.20		ug/L	U	YES																
Dibenzofuran	1.0		ug/L	U	YES																
Diethyl phthalate	1.0		ug/L	U	YES																
Dimethyl phthalate	1.0		ug/L	U	YES																
Di-n-butyl phthalate	1.0		ug/L	U	YES																
Di-n-octyl phthalate	1.0		ug/L	U	YES																
Fluoranthene	0.20		ug/L	U	YES																
Fluorene	0.20		ug/L	U	YES																
Hexachlorobenzene	0.20		ug/L	U	YES																

* Overall result qualifier reflects summation of qualifiers added during automated data review and any qualifiers added manually for categories not assessed by automated data review

Sample Qualification Report with Reason Codes (All Results sorted by Client Sample ID)

Client Sample ID : FWGLL4mw-198C-0492-GW **Lab Report Batch :** A7G100102 **Lab ID :** STLCAN

Sample Date : 07/09/2007 **Analysis Type: RES** **Sample Matrix :** AQ

Lab Sample ID: A7G100102011

Reviewed By / Date : H Medley 8/31/2007 **Approved By / Date :**

Analyte Name	Result	Uncertainty / Error	Result Units	Lab Qual	Rep Res	Overall Qual*	Temp	HT	MB	LCS	MS	Lab Dup	Surr	Rep Limit	Moist Tot/Dis	Field QC	Tune	IC	ICV	CV / CCV	Reason Codes
Analysis Method : 8270C						**Dilution: 1**															
Hexachlorobutadiene	1.0		ug/L	U	YES																
Hexachlorocyclopentadiene	10		ug/L	U	YES	R				R	UJ										H-,J-
Hexachloroethane	1.0		ug/L	U	YES																
Indeno(1,2,3-cd)pyrene	0.20		ug/L	U	YES																
Isophorone	1.0		ug/L	U	YES																
Naphthalene	0.20		ug/L	U	YES																
Nitrobenzene	1.0		ug/L	U	YES																
N-nitroso-di-n-propylamine	1.0		ug/L	U	YES																
N-Nitrosodiphenylamine	1.0		ug/L	U	YES																
Pentachlorophenol	5.0		ug/L	U	YES	UJ															Pj-
Phenanthrene	0.20		ug/L	U	YES																
Phenol	1.0		ug/L	U	YES																
Pyrene	0.20		ug/L	U	YES																
Analysis Method : 8330						**Dilution: 1.03**															
1,3,5-Trinitrobenzene	0.10		ug/L	U	YES																
1,3-Dinitrobenzene	0.10		ug/L	U	YES																
2,4,6-TNT	0.10		ug/L	U	YES																
2,4-Dinitrotoluene	0.10		ug/L	U	YES																
2,6-Dinitrotoluene	0.10		ug/L	U	YES																
2-Amino-4,6-dinitrotoluene	0.10		ug/L	U	YES																
2-Nitrotoluene	0.52		ug/L	U	YES																
3-Nitrotoluene	0.52		ug/L	U	YES																
4-Amino-2,6-Dinitrotoluene	0.10		ug/L	U	YES																
4-Nitrotoluene	0.52		ug/L	U	YES																
HMX	0.10		ug/L	U	YES																
Nitrobenzene	0.10		ug/L	U	YES																
NITROGLYCERINE	0.67		ug/L	U	YES																
Pentaerythritol Tetranitrate (PETN)	0.32		ug/L	J	YES	J								J							L
RDX	0.10		ug/L	U	YES																
TETRYL	0.10		ug/L	U	YES																
Analysis Method : 9012A						**Dilution: 1**															
Cyanide	0.010		mg/L	U	YES	UJ															Pj-

Project Number and Name: 030240.0005 - Ravenna GW **Library Used:** Ravenna GW

* Overall result qualifier reflects summation of qualifiers added during automated data review and any qualifiers added manually for categories not assessed by automated data review

Sample Qualification Report with Reason Codes (All Results sorted by Client Sample ID)

Client Sample ID : FWGLL4mw-198C-0492-GW **Lab Report Batch :** A7G100102 **Lab ID :** STLCAN

Sample Date : 07/09/2007 **Analysis Type: RES** **Sample Matrix :** AQ

Lab Sample ID: A7G100102011

Reviewed By / Date : Heather Medley 8/31/07 **Approved By / Date :**

Analyte Name	Result	Uncertainty / Error	Result Units	Lab Qual	Rep Res	Overall Qual*	Temp	HT	MB	LCS	MS	Lab Dup	Surr	Rep Limit	Moist Tot/Dis	Field QC	Tune	IC	ICV	CV / CCV	Reason Codes
Analysis Method : SW8330 Modified						**Dilution: 1**															
Nitroguanidine	20		ug/L	U	YES																

* Overall result qualifier reflects summation of qualifiers added during automated data review and any qualifiers added manually for categories not assessed by automated data review

Sample Qualification Report with Reason Codes (All Results sorted by Client Sample ID)

Client Sample ID : FWGLL4mw-199C-0493-GF **Lab Report Batch :** A7G100102 **Lab ID :** STLCAN

Sample Date : 07/09/2007 **Analysis Type: RES/TOT** **Sample Matrix :** AQ

Lab Sample ID: A7G100102010

Reviewed By / Date : Heather Kelley 8/31/07 **Approved By / Date :**

Analyte Name	Result	Uncertainty / Error	Result Units	Lab Qual	Rep Res	Overall Qual*	Temp	HT	MB	LCS	MS	Lab Dup	Surr	Rep Limit	Moist Tot/Dis	Field QC	Tune	IC	ICV	CV / CCV	Reason Codes
Analysis Method : 6010B						**Dilution: 1**															
Arsenic	12.0		ug/L		YES																
Barium	105		ug/L		YES																
Calcium	90300		ug/L	J	YES																
Chromium	5.0		ug/L	U	YES	R															Pj-
Cobalt	5.0		ug/L	U	YES																
Copper	5.0		ug/L	U	YES																
Lead	3.0		ug/L	U	YES																
Magnesium	22400		ug/L	J	YES																
Manganese	410		ug/L	J	YES																
Nickel	10.0		ug/L	U	YES																
Potassium	1270		ug/L	J E	YES	J															
Selenium	5.0		ug/L	U	YES																
Silver	5.0		ug/L	U	YES																
Sodium	9140		ug/L		YES																
Vanadium	10.0		ug/L	U	YES																
Analysis Method : 6020						**Dilution: 1**															
Aluminum	50.0		ug/L	U	YES																
Antimony	2.0		ug/L	U	YES																
Beryllium	1.0		ug/L	U	YES																
Cadmium	0.50		ug/L	U	YES																
Iron	3770		ug/L	J	YES	J															
Thallium	1.0		ug/L	U	YES																
Zinc	3.8		ug/L	B J	YES	J								J							L
Analysis Method : 7470A						**Dilution: 1**															
Mercury	0.20		ug/L	U	YES																

* Overall result qualifier reflects summation of qualifiers added during automated data review and any qualifiers added manually for categories not assessed by automated data review

Sample Qualification Report with Reason Codes (All Results sorted by Client Sample ID)

Client Sample ID : FWGLL4mw-199C-0493-GW **Lab Report Batch :** A7G100102 **Lab ID :** STLCAN

Sample Date : 07/09/2007 **Analysis Type: RES** **Sample Matrix :** AQ

Lab Sample ID: A7G100102009

Reviewed By / Date : Heather McKay 8/31/07 **Approved By / Date :**

Analyte Name	Result	Uncertainty / Error	Result Units	Lab Qual	Rep Res	Overall Qual*	Temp	HT	MB	LCS	MS	Lab Dup	Surr	Rep Limit	Moist Tot/Dis	Field QC	Tune	IC	ICV	CV / CCV	Reason Codes
Analysis Method : 353.2 Modified						**Dilution: 1**															
Nitrocellulose	0.50		mg/L	U	YES	R					R										I,H-
Analysis Method : 8081A						**Dilution: 1**															
4,4'-DDD	0.030		ug/L	U	YES																
4,4'-DDE	0.030		ug/L	U	YES																
4,4'-DDT	0.030		ug/L	U	YES																
Aldrin	0.030		ug/L	U	YES																
alpha-BHC	0.030		ug/L	U	YES																
alpha-Chordane	0.030		ug/L	U	YES																
beta-BHC	0.030		ug/L	U	YES																
delta-BHC	0.030		ug/L	U	YES																
Dieldrin	0.030		ug/L	U	YES																
Endosulfan I	0.025		ug/L	U	YES	UJ				UJ											J-
Endosulfan II	0.025		ug/L	U	YES																
Endosulfan sulfate	0.030		ug/L	U	YES																
Endrin	0.030		ug/L	U	YES																
Endrin aldehyde	0.030		ug/L	U	YES																
Endrin ketone	0.030		ug/L	U	YES																
gamma-BHC	0.030		ug/L	U	YES																
gamma-Chlordane	0.030		ug/L	U	YES																
Heptachlor	0.030		ug/L	U	YES																
Heptachlor epoxide	0.030		ug/L	U	YES																
Methoxychlor	0.10		ug/L	U	YES																
Toxaphene	2.0		ug/L	U	YES																
Analysis Method : 8082						**Dilution: 1**															
Aroclor 1016	0.50		ug/L	U	YES	UJ							UJ								G-
Aroclor 1221	0.50		ug/L	U	YES	UJ							UJ								G-
Aroclor 1232	0.50		ug/L	U	YES	UJ							UJ								G-
Aroclor 1242	0.50		ug/L	U	YES	UJ							UJ								G-
Aroclor 1248	0.50		ug/L	U	YES	UJ							UJ								G-
Aroclor 1254	0.50		ug/L	U	YES	UJ							UJ								G-
Aroclor 1260	0.50		ug/L	U	YES	UJ							UJ								G-
Analysis Method : 8260B						**Dilution: 1**															

* Overall result qualifier reflects summation of qualifiers added during automated data review and any qualifiers added manually for categories not assessed by automated data review

Sample Qualification Report with Reason Codes (All Results sorted by Client Sample ID)

Client Sample ID : FWGLL4mw-199C-0493-GW **Lab Report Batch :** A7G100102 **Lab ID :** STLCAN

Sample Date : 07/09/2007 **Analysis Type: RES** **Sample Matrix :** AQ

Lab Sample ID: A7G100102009

Reviewed By / Date : H Medley 8/31/2007 **Approved By / Date :**

Analyte Name	Result	Uncertainty / Error	Result Units	Lab Qual	Rep Res	Overall Qual*	Temp	HT	MB	LCS	MS	Lab Dup	Surr	Rep Limit	Moist Tot/Dis	Field QC	Tune	IC	ICV	CV / CCV	Reason Codes
Analysis Method : 8260B						**Dilution: 1**															
1,1,1-Trichloroethane	1.0		ug/L	U	YES																
1,1,2,2-Tetrachloroethane	1.0		ug/L	U	YES																
1,1,2-Trichloroethane	1.0		ug/L	U	YES																
1,1-Dichloroethane	1.0		ug/L	U	YES																
1,1-Dichloroethene	1.0		ug/L	U	YES																
1,2-Dibromoethane	1.0		ug/L	U	YES																
1,2-Dichloroethane	1.0		ug/L	U	YES																
1,2-Dichloroethene (total)	1.0		ug/L	U	YES																
1,2-Dichloropropane	1.0		ug/L	U	YES																
2-Butanone	10		ug/L	U	YES	R					UJ									R	H-,W-
2-Hexanone	10		ug/L	U	YES	R					UJ										Pj-,H-
4-Methyl-2-pentanone	10		ug/L	U	YES	UJ					UJ										Pj-,H-
Acetone	10		ug/L	U	YES	R					UJ									R	Pj-,W-,H-
Benzene	1.0		ug/L	U	YES																
Bromochloromethane	1.0		ug/L	U	YES																
Bromodichloromethane	1.0		ug/L	U	YES																
Bromoform	1.0		ug/L	U	YES																
Bromomethane	1.0		ug/L	U	YES	UJ													UJ		U-
Carbon disulfide	1.0		ug/L	U	YES																
Carbon tetrachloride	1.0		ug/L	U	YES																
Chlorobenzene	1.0		ug/L	U	YES																
Chloroethane	1.0		ug/L	U	YES																
Chloroform	1.0		ug/L	U	YES																
Chloromethane	0.38		ug/L	J	YES	J								J							L
cis-1,2-Dichloroethene	1.0		ug/L	U	YES																
cis-1,3-Dichloropropene	1.0		ug/L	U	YES																
Dibromochloromethane	1.0		ug/L	U	YES																
Ethylbenzene	1.0		ug/L	U	YES																
M&P-XYLENES	2.0		ug/L	U	YES																
Methylene chloride	2.0		ug/L	U	YES																
o-Xylene	1.0		ug/L	U	YES																

* Overall result qualifier reflects summation of qualifiers added during automated data review and any qualifiers added manually for categories not assessed by automated data review

Sample Qualification Report with Reason Codes (All Results sorted by Client Sample ID)

Client Sample ID : FWGLL4mw-199C-0493-GW **Lab Report Batch :** A7G100102 **Lab ID :** STLCAN

Sample Date : 07/09/2007 **Analysis Type: RES** **Sample Matrix :** AQ

Lab Sample ID: A7G100102009

Reviewed By / Date : H Medley 8/31/2007 **Approved By / Date :**

Analyte Name	Result	Uncertainty / Error	Result Units	Lab Qual	Rep Res	Overall Qual*	Temp	HT	MB	LCS	MS	Lab Dup	Surr	Rep Limit	Moist Tot/Dis	Field QC	Tune	IC	ICV	CV / CCV	Reason Codes
Analysis Method : 8260B						**Dilution: 1**															
Styrene	1.0		ug/L	U	YES																
Tetrachloroethene	1.0		ug/L	U	YES																
Toluene	1.0		ug/L	U	YES																
TOTAL XYLENES	2.0		ug/L	U	YES																
trans-1,2-Dichloroethene	1.0		ug/L	U	YES																
trans-1,3-Dichloropropene	1.0		ug/L	U	YES																
Trichloroethene	1.0		ug/L	U	YES																
Vinyl chloride	1.0		ug/L	U	YES																
Analysis Method : 8270C						**Dilution: 1**															
1,2,4-Trichlorobenzene	1.0		ug/L	U	YES																
1,2-Dichlorobenzene	1.0		ug/L	U	YES																
1,3-Dichlorobenzene	1.0		ug/L	U	YES																
1,4-Dichlorobenzene	1.0		ug/L	U	YES																
2,2-OXYBIS (1-CHLOROPROPANE)	1.0		ug/L	U	YES																
2,4,5-Trichlorophenol	5.0		ug/L	U	YES																
2,4,6-Trichlorophenol	5.0		ug/L	U	YES																
2,4-Dichlorophenol	2.0		ug/L	U	YES																
2,4-Dimethylphenol	2.0		ug/L	U	YES																
2,4-Dinitrophenol	5.0		ug/L	U	YES	R															Pj-
2,4-Dinitrotoluene	5.0		ug/L	U	YES																
2,6-Dinitrotoluene	5.0		ug/L	U	YES																
2-Chloronaphthalene	1.0		ug/L	U	YES																
2-Chlorophenol	1.0		ug/L	U	YES																
2-Methylnaphthalene	0.20		ug/L	U	YES																
2-Methylphenol	1.0		ug/L	U	YES																
2-Nitroaniline	2.0		ug/L	U	YES																
2-Nitrophenol	2.0		ug/L	U	YES																
3,3'-Dichlorobenzidine	5.0		ug/L	U	YES																
3-Nitroaniline	2.0		ug/L	U	YES																
4,6-Dinitro-2-methylphenol	5.0		ug/L	U	YES	UJ															Pj-
4-Bromophenyl phenyl ether	2.0		ug/L	U	YES																

* Overall result qualifier reflects summation of qualifiers added during automated data review and any qualifiers added manually for categories not assessed by automated data review

Sample Qualification Report with Reason Codes (All Results sorted by Client Sample ID)

Client Sample ID : FWGLL4mw-199C-0493-GW **Lab Report Batch :** A7G100102 **Lab ID :** STLCAN

Sample Date : 07/09/2007 **Analysis Type: RES** **Sample Matrix :** AQ

Lab Sample ID: A7G100102009

Reviewed By / Date : H Medley 8/31/2007 **Approved By / Date :**

Analyte Name	Result	Uncertainty / Error	Result Units	Lab Qual	Rep Res	Overall Qual*	Temp	HT	MB	LCS	MS	Lab Dup	Surr	Rep Limit	Moist Tot/Dis	Field QC	Tune	IC	ICV	CV / CCV	Reason Codes
Analysis Method : 8270C						**Dilution: 1**															
4-Chloro-3-methylphenol	2.0		ug/L	U	YES																
4-Chloroaniline	2.0		ug/L	U	YES																
4-Chlorophenyl phenyl ether	2.0		ug/L	U	YES																
4-Methylphenol	1.0		ug/L	U	YES																
4-Nitroanaline	2.0		ug/L	U	YES																
4-Nitrophenol	5.0		ug/L	U	YES	UJ															Pj-
Acenaphthene	0.20		ug/L	U	YES																
Acenaphthylene	0.20		ug/L	U	YES																
Anthracene	0.20		ug/L	U	YES																
Benzo(a)anthracene	0.20		ug/L	U	YES																
Benzo(a)pyrene	0.20		ug/L	U	YES																
Benzo(b)fluoranthene	0.20		ug/L	U	YES																
BENZO(G,H,I)PERYLENE	0.20		ug/L	U	YES																
Benzo(k)fluoranthene	0.20		ug/L	U	YES																
Benzoic acid	10		ug/L	U	YES	R				R											J-
Benzyl alcohol	5.0		ug/L	U	YES																
bis(2-Chloroethoxy)methane	1.0		ug/L	U	YES																
bis(2-Chloroethyl) ether	1.0		ug/L	U	YES																
bis(2-Ethylhexyl) phthalate	10		ug/L	U	YES																
Butylbenzyl Phthalate	1.0		ug/L	U	YES																
Carbazole	1.0		ug/L	U	YES																
Chrysene	0.20		ug/L	U	YES																
dibenzo(a,h)anthracene	0.20		ug/L	U	YES																
Dibenzofuran	1.0		ug/L	U	YES																
Diethyl phthalate	1.0		ug/L	U	YES																
Dimethyl phthalate	1.0		ug/L	U	YES																
Di-n-butyl phthalate	1.0		ug/L	U	YES																
Di-n-octyl phthalate	1.0		ug/L	U	YES																
Fluoranthene	0.20		ug/L	U	YES																
Fluorene	0.20		ug/L	U	YES																
Hexachlorobenzene	0.20		ug/L	U	YES																

* Overall result qualifier reflects summation of qualifiers added during automated data review and any qualifiers added manually for categories not assessed by automated data review

Sample Qualification Report with Reason Codes (All Results sorted by Client Sample ID)

Client Sample ID : FWGLL4mw-199C-0493-GW **Lab Report Batch :** A7G100102 **Lab ID :** STLCAN

Sample Date : 07/09/2007 **Analysis Type: RES** **Sample Matrix :** AQ

Lab Sample ID: A7G100102009

Reviewed By / Date : H Medley 8/31/2007 **Approved By / Date :**

Analyte Name	Result	Uncertainty / Error	Result Units	Lab Qual	Rep Res	Overall Qual*	Temp	HT	MB	LCS	MS	Lab Dup	Surr	Rep Limit	Moist Tot/Dis	Field QC	Tune	IC	ICV	CV / CCV	Reason Codes
Analysis Method : 8270C						**Dilution: 1**															
Hexachlorobutadiene	1.0		ug/L	U	YES																
Hexachlorocyclopentadiene	10		ug/L	U	YES	R				R	UJ										H-,J-
Hexachloroethane	1.0		ug/L	U	YES																
Indeno(1,2,3-cd)pyrene	0.20		ug/L	U	YES																
Isophorone	1.0		ug/L	U	YES																
Naphthalene	0.20		ug/L	U	YES																
Nitrobenzene	1.0		ug/L	U	YES																
N-nitroso-di-n-propylamine	1.0		ug/L	U	YES																
N-Nitrosodiphenylamine	1.0		ug/L	U	YES																
Pentachlorophenol	5.0		ug/L	U	YES	UJ															Pj-
Phenanthrene	0.20		ug/L	U	YES																
Phenol	1.0		ug/L	U	YES																
Pyrene	0.20		ug/L	U	YES																
Analysis Method : 8330						**Dilution: 1.06**															
1,3,5-Trinitrobenzene	0.11		ug/L	U	YES																
1,3-Dinitrobenzene	0.11		ug/L	U	YES																
2,4,6-TNT	0.11		ug/L	U	YES																
2,4-Dinitrotoluene	0.11		ug/L	U	YES																
2,6-Dinitrotoluene	0.11		ug/L	U	YES																
2-Amino-4,6-dinitrotoluene	0.11		ug/L	U	YES																
2-Nitrotoluene	0.53		ug/L	U	YES																
3-Nitrotoluene	0.53		ug/L	U	YES																
4-Amino-2,6-Dinitrotoluene	0.11		ug/L	U	YES																
4-Nitrotoluene	0.53		ug/L	U	YES																
HMX	0.11		ug/L	U	YES																
Nitrobenzene	0.11		ug/L	U	YES																
NITROGLYCERINE	0.69		ug/L	U	YES																
Pentaerythritol Tetranitrate (PETN)	0.69		ug/L	U	YES																
RDX	0.11		ug/L	U	YES																
TETRYL	0.11		ug/L	U	YES																
Analysis Method : 9012A						**Dilution: 1**															
Cyanide	0.010		mg/L	U	YES	UJ															Pj-

Project Number and Name: 030240.0005 - Ravenna GW **Library Used:** Ravenna GW

* Overall result qualifier reflects summation of qualifiers added during automated data review and any qualifiers added manually for categories not assessed by automated data review

Sample Qualification Report with Reason Codes (All Results sorted by Client Sample ID)

Client Sample ID : FWGLL4mw-199C-0493-GW **Lab Report Batch :** A7G100102 **Lab ID :** STLCAN

Sample Date : 07/09/2007 **Analysis Type: RES** **Sample Matrix :** AQ

Lab Sample ID: A7G100102009

Reviewed By / Date : Heather Medley 8/31/07 **Approved By / Date :**

Analyte Name	Result	Uncertainty / Error	Result Units	Lab Qual	Rep Res	Overall Qual*	Temp	HT	MB	LCS	MS	Lab Dup	Surr	Rep Limit	Moist Tot/Dis	Field QC	Tune	IC	ICV	CV / CCV	Reason Codes
Analysis Method : SW8330 Modified						**Dilution: 1**															
Nitroguanidine	20		ug/L	U	YES																

* Overall result qualifier reflects summation of qualifiers added during automated data review and any qualifiers added manually for categories not assessed by automated data review

Sample Qualification Report with Reason Codes (All Results sorted by Client Sample ID)

Client Sample ID : FWGTeam1-Trip
Lab Report Batch : A7G100102
Lab ID : STLCAN
Sample Date : 07/09/2007
Analysis Type: RES
Sample Matrix : AQ
Lab Sample ID: A7G100102008

Reviewed By / Date : H Medley 8/31/2007
Approved By / Date :

Analyte Name	Result	Uncertainty / Error	Result Units	Lab Qual	Rep Res	Overall Qual*	Temp	HT	MB	LCS	MS	Lab Dup	Surr	Rep Limit	Moist Tot/Dis	Field QC	Tune	IC	ICV	CV / CCV	Reason Codes
Analysis Method : 8260B						**Dilution: 1**															
1,1,1-Trichloroethane	1.0		ug/L	U	YES																
1,1,2,2-Tetrachloroethane	1.0		ug/L	U	YES																
1,1,2-Trichloroethane	1.0		ug/L	U	YES																
1,1-Dichloroethane	1.0		ug/L	U	YES																
1,1-Dichloroethene	1.0		ug/L	U	YES																
1,2-Dibromoethane	1.0		ug/L	U	YES																
1,2-Dichloroethane	1.0		ug/L	U	YES																
1,2-Dichloroethene (total)	1.0		ug/L	U	YES																
1,2-Dichloropropane	1.0		ug/L	U	YES																
2-Butanone	10		ug/L	U	YES	R					UJ									R	H-,W-
2-Hexanone	10		ug/L	U	YES	R					UJ										Pj-,H-
4-Methyl-2-pentanone	10		ug/L	U	YES	UJ					UJ										Pj-,H-
Acetone	10		ug/L	U	YES	R					UJ									R	Pj-,W-,H-
Benzene	1.0		ug/L	U	YES																
Bromochloromethane	1.0		ug/L	U	YES																
Bromodichloromethane	1.0		ug/L	U	YES																
Bromoform	1.0		ug/L	U	YES																
Bromomethane	1.0		ug/L	U	YES	UJ													UJ		U-
Carbon disulfide	1.0		ug/L	U	YES																
Carbon tetrachloride	1.0		ug/L	U	YES																
Chlorobenzene	1.0		ug/L	U	YES																
Chloroethane	1.0		ug/L	U	YES																
Chloroform	1.0		ug/L	U	YES																
Chloromethane	1.0		ug/L	U	YES																
cis-1,2-Dichloroethene	1.0		ug/L	U	YES																
cis-1,3-Dichloropropene	1.0		ug/L	U	YES																
Dibromochloromethane	1.0		ug/L	U	YES																
Ethylbenzene	1.0		ug/L	U	YES																
M&P-XYLENES	2.0		ug/L	U	YES																
Methylene chloride	2.0		ug/L	U	YES																
o-Xylene	1.0		ug/L	U	YES																

* Overall result qualifier reflects summation of qualifiers added during automated data review and any qualifiers added manually for categories not assessed by automated data review

Sample Qualification Report with Reason Codes (All Results sorted by Client Sample ID)

Client Sample ID : FWGTeam1-Trip
Lab Report Batch : A7G100102
Lab ID : STLCAN
Sample Date : 07/09/2007
Analysis Type: RES
Sample Matrix : AQ
Lab Sample ID: A7G100102008

Reviewed By / Date : H Medley 8/31/2007
Approved By / Date :

Analyte Name	Result	Uncertainty / Error	Result Units	Lab Qual	Rep Res	Overall Qual*	Temp	HT	MB	LCS	MS	Lab Dup	Surr	Rep Limit	Moist Tot/Dis	Field QC	Tune	IC	ICV	CV / CCV	Reason Codes
Analysis Method : 8260B						**Dilution: 1**															
Styrene	1.0		ug/L	U	YES																
Tetrachloroethene	1.0		ug/L	U	YES																
Toluene	1.0		ug/L	U	YES																
TOTAL XYLENES	2.0		ug/L	U	YES																
trans-1,2-Dichloroethene	1.0		ug/L	U	YES																
trans-1,3-Dichloropropene	1.0		ug/L	U	YES																
Trichloroethene	1.0		ug/L	U	YES																
Vinyl chloride	1.0		ug/L	U	YES																

* Overall result qualifier reflects summation of qualifiers added during automated data review and any qualifiers added manually for categories not assessed by automated data review

Sample Qualification Report with Reason Codes (All Results sorted by Client Sample ID)

Client Sample ID : FWGTeam2-Trip **Lab Report Batch :** A7G100102 **Lab ID :** STLCAN

Sample Date : 07/09/2007 **Analysis Type: RES** **Sample Matrix :** AQ

Lab Sample ID: A7G100102015

Reviewed By / Date : H Medley 8/31/2007 **Approved By / Date :**

Analyte Name	Result	Uncertainty / Error	Result Units	Lab Qual	Rep Res	Overall Qual*	Temp	HT	MB	LCS	MS	Lab Dup	Surr	Rep Limit	Moist Tot/Dis	Field QC	Tune	IC	ICV	CV / CCV	Reason Codes
Analysis Method : 8260B						**Dilution: 1**															
1,1,1-Trichloroethane	1.0		ug/L	U	YES																
1,1,2,2-Tetrachloroethane	1.0		ug/L	U	YES																
1,1,2-Trichloroethane	1.0		ug/L	U	YES																
1,1-Dichloroethane	1.0		ug/L	U	YES																
1,1-Dichloroethene	1.0		ug/L	U	YES																
1,2-Dibromoethane	1.0		ug/L	U	YES																
1,2-Dichloroethane	1.0		ug/L	U	YES																
1,2-Dichloroethene (total)	1.0		ug/L	U	YES																
1,2-Dichloropropane	1.0		ug/L	U	YES																
2-Butanone	10		ug/L	U	YES	R					UJ									R	H-,W-
2-Hexanone	10		ug/L	U	YES	R					UJ										Pj-,H-
4-Methyl-2-pentanone	10		ug/L	U	YES	UJ					UJ										Pj-,H-
Acetone	10		ug/L	U	YES	R					UJ									R	Pj-,W-,H-
Benzene	1.0		ug/L	U	YES																
Bromochloromethane	1.0		ug/L	U	YES																
Bromodichloromethane	1.0		ug/L	U	YES																
Bromoform	1.0		ug/L	U	YES																
Bromomethane	1.0		ug/L	U	YES	UJ													UJ		U-
Carbon disulfide	1.0		ug/L	U	YES																
Carbon tetrachloride	1.0		ug/L	U	YES																
Chlorobenzene	1.0		ug/L	U	YES																
Chloroethane	1.0		ug/L	U	YES																
Chloroform	1.0		ug/L	U	YES																
Chloromethane	1.0		ug/L	U	YES																
cis-1,2-Dichloroethene	1.0		ug/L	U	YES																
cis-1,3-Dichloropropene	1.0		ug/L	U	YES																
Dibromochloromethane	1.0		ug/L	U	YES																
Ethylbenzene	1.0		ug/L	U	YES																
M&P-XYLENES	2.0		ug/L	U	YES																
Methylene chloride	2.0		ug/L	U	YES																
o-Xylene	1.0		ug/L	U	YES																

* Overall result qualifier reflects summation of qualifiers added during automated data review and any qualifiers added manually for categories not assessed by automated data review

Sample Qualification Report with Reason Codes (All Results sorted by Client Sample ID)

Client Sample ID : FWGTeam2-Trip
Lab Report Batch : A7G100102
Lab ID : STLCAN
Sample Date : 07/09/2007
Analysis Type: RES
Sample Matrix : AQ
Lab Sample ID: A7G100102015

Reviewed By / Date : H Medley 8/31/2007
Approved By / Date :

Analyte Name	Result	Uncertainty / Error	Result Units	Lab Qual	Rep Res	Overall Qual*	Temp	HT	MB	LCS	MS	Lab Dup	Surr	Rep Limit	Moist Tot/Dis	Field QC	Tune	IC	ICV	CV / CCV	Reason Codes
Analysis Method : 8260B						**Dilution: 1**															
Styrene	1.0		ug/L	U	YES																
Tetrachloroethene	1.0		ug/L	U	YES																
Toluene	1.0		ug/L	U	YES																
TOTAL XYLENES	2.0		ug/L	U	YES																
trans-1,2-Dichloroethene	1.0		ug/L	U	YES																
trans-1,3-Dichloropropene	1.0		ug/L	U	YES																
Trichloroethene	1.0		ug/L	U	YES																
Vinyl chloride	1.0		ug/L	U	YES																

* Overall result qualifier reflects summation of qualifiers added during automated data review and any qualifiers added manually for categories not assessed by automated data review

Sample Qualification Report with Reason Codes (All Results sorted by Client Sample ID)

Client Sample ID : FWGTeam3-Trip **Lab Report Batch :** A7G100102 **Lab ID :** STLCAN

Sample Date : 07/09/2007 **Analysis Type: RES** **Sample Matrix :** AQ

Lab Sample ID: A7G100102022

Reviewed By / Date : H Medley 8/31/2007 **Approved By / Date :**

Analyte Name	Result	Uncertainty / Error	Result Units	Lab Qual	Rep Res	Overall Qual*	Temp	HT	MB	LCS	MS	Lab Dup	Surr	Rep Limit	Moist Tot/Dis	Field QC	Tune	IC	ICV	CV / CCV	Reason Codes
Analysis Method : 8260B						**Dilution: 1**															
1,1,1-Trichloroethane	1.0		ug/L	U	YES																
1,1,2,2-Tetrachloroethane	1.0		ug/L	U	YES																
1,1,2-Trichloroethane	1.0		ug/L	U	YES																
1,1-Dichloroethane	1.0		ug/L	U	YES																
1,1-Dichloroethene	1.0		ug/L	U	YES																
1,2-Dibromoethane	1.0		ug/L	U	YES																
1,2-Dichloroethane	1.0		ug/L	U	YES																
1,2-Dichloroethene (total)	1.0		ug/L	U	YES																
1,2-Dichloropropane	1.0		ug/L	U	YES																
2-Butanone	10		ug/L	U	YES	R					UJ									R	H-,W-
2-Hexanone	10		ug/L	U	YES	R					UJ										Pj-,H-
4-Methyl-2-pentanone	10		ug/L	U	YES	UJ					UJ									UJ	Pj-,W-,H-
Acetone	10		ug/L	U	YES	R					UJ									R	Pj-,W-,H-
Benzene	1.0		ug/L	U	YES																
Bromochloromethane	1.0		ug/L	U	YES																
Bromodichloromethane	1.0		ug/L	U	YES																
Bromoform	1.0		ug/L	U	YES																
Bromomethane	1.0		ug/L	U	YES	UJ													UJ		U-
Carbon disulfide	1.0		ug/L	U	YES																
Carbon tetrachloride	1.0		ug/L	U	YES																
Chlorobenzene	1.0		ug/L	U	YES																
Chloroethane	1.0		ug/L	U	YES																
Chloroform	1.0		ug/L	U	YES																
Chloromethane	1.0		ug/L	U	YES																
cis-1,2-Dichloroethene	1.0		ug/L	U	YES																
cis-1,3-Dichloropropene	1.0		ug/L	U	YES																
Dibromochloromethane	1.0		ug/L	U	YES																
Ethylbenzene	1.0		ug/L	U	YES																
M&P-XYLENES	2.0		ug/L	U	YES																
Methylene chloride	2.0		ug/L	U	YES																
o-Xylene	1.0		ug/L	U	YES																

* Overall result qualifier reflects summation of qualifiers added during automated data review and any qualifiers added manually for categories not assessed by automated data review

Sample Qualification Report with Reason Codes (All Results sorted by Client Sample ID)

Client Sample ID : FWGTeam3-Trip **Lab Report Batch :** A7G100102 **Lab ID :** STLCAN

Sample Date : 07/09/2007 **Analysis Type: RES** **Sample Matrix :** AQ

Lab Sample ID: A7G100102022

Reviewed By / Date : H Medley 8/31/2007 **Approved By / Date :**

Analyte Name	Result	Uncertainty / Error	Result Units	Lab Qual	Rep Res	Overall Qual*	Temp	HT	MB	LCS	MS	Lab Dup	Surr	Rep Limit	Moist Tot/Dis	Field QC	Tune	IC	ICV	CV / CCV	Reason Codes
Analysis Method : 8260B						**Dilution: 1**															
Styrene	1.0		ug/L	U	YES																
Tetrachloroethene	1.0		ug/L	U	YES																
Toluene	1.0		ug/L	U	YES																
TOTAL XYLENES	2.0		ug/L	U	YES																
trans-1,2-Dichloroethene	1.0		ug/L	U	YES																
trans-1,3-Dichloropropene	1.0		ug/L	U	YES																
Trichloroethene	1.0		ug/L	U	YES																
Vinyl chloride	1.0		ug/L	U	YES																

* Overall result qualifier reflects summation of qualifiers added during automated data review and any qualifiers added manually for categories not assessed by automated data review

Reason Code Library: Example 1

Category	Code
Low Bias Indicator	-
High Bias Indicator	+
Temperature	A
Holding Times	
Sampling to Analysis	C
Sampling to Extraction	D
Extaction to Analysis	E
Method Blanks	F
Surrogate Recovery	G
MS/MSD	
MS/MSD Recovery	H
MS/MSD RPD	I
LCS	
LCS Recovery	J
LCS RPD	K
Reporting Limits	L
Field QC	
Field Blank	M
Equipment Blank	N
Trip Blank	O
Field Duplicate	P
Initial Calibration	
Initial Calibration RRF	Q
Initial Calibration RSD	R
Initial Calibration Cor. Coef	S
Initial Calibration Verification	
Initial Calibration Verificaton RRF	T
Initial CalibrationVerification %D	U
Continuing Calibration	
Continuing Calibraiton RRF	V
Continuing Calibration %D	W
GC/MS Tune	
GC/MS Tune for Initial Calibration	X
GC/MS Tune for Continuing Calibration	Y
Laboratory Duplicate	Z
Categories not Assessed by Automated Data Review*	
Internal Standards	Is
Calibration Blanks	Cb
Resolution Check Mixture	Rm
Performance Evaluation Mixture	Pm
Professional Judgement	Pj

* Qualifiers for data-review categories not assessed by automated data review are manually entered by the user. The application automaticallly adds reason codes listed here when the user manually adds qualifiers for these categories if the option for applying reason codes was selected during automated data review.

CASE NARRATIVE

A7G100102

The following report contains the analytical results for nineteen water samples and three quality control samples submitted to TestAmerica (formerly STL North Canton) by Environmental Quality Mgt, Inc from the FWGWMP RVAAP Site, project number 30240.0006. The samples were received July 10, 2007, according to documented sample acceptance procedures.

The Explosives, Nitroguanidine and Nitrocellulose analyses were performed at TestAmerica West Sacramento.

TestAmerica utilizes USEPA approved methods in all analytical work. The samples presented in this report were analyzed for the parameter(s) listed on the analytical methods summary page in accordance with the method(s) indicated. Preliminary results were provided to Eric Corbin and Heather Medley on August 03, 2007. A summary of QC data for these analyses is included at the back of the report.

TestAmerica North Canton attests to the validity of the laboratory data generated by TestAmerica facilities reported herein. All analyses performed by TestAmerica facilities were done using established laboratory SOPs that incorporate QA/QC procedures described in the applicable methods. TestAmerica's operations groups have reviewed the data for compliance with the laboratory QA/QC plan, and data have been found to be compliant with laboratory protocols unless otherwise noted below.

The test results in this report meet all NELAP requirements for parameters for which accreditation is required or available. Any exceptions to NELAP requirements are noted in this report. Pursuant to NELAP, this report may not be reproduced, except in full, without the written approval of the laboratory.

Please refer to the Quality Control Elements Narrative following this case narrative for additional quality control information.

If you have any questions, please call the Project Manager, Mark J. Loeb, at 330-497-9396.

This report is sequentially paginated. The final page of the report is labeled as "END OF REPORT."

SUPPLEMENTAL QC INFORMATION

SAMPLE RECEIVING

The coolers were received at temperatures ranging from 0.2 to 3.9° C.

See TestAmerica's Cooler Receipt Form for additional information.

CASE NARRATIVE (continued)

GC/MS VOLATILES

The samples that contain results between the Method Detection Limit (MDL) and the Reporting Limit (RL) were flagged with "J". There is a possibility of false positive or mis-identification at these quantitation levels. In analytical methods requiring confirmation of the analyte reported, confirmation was performed only down to the standard reporting limit (SRL). The acceptance criteria for QC samples may not be met at these quantitation levels.

The Laboratory Control Sample (LCS) and Laboratory Control Sample Duplicate (LCSD) associated with QC Batch 7194300 shows recoveries outside acceptance limits and biased high for Bromoform. However, since the samples associated with the LCS/LCSD were non-detect, no corrective action was necessary.

The matrix spike (MS) and/or matrix spike duplicate (MSD) performed on sample FWGLL4mw-199C-0493-GW is outside stated control limits for cis-1,3-Dichloropropene, 1,1,2-Trichloroethane, trans-1,3-Dichloropropene, Bromoform, 4-Methyl-2-pentanone, and Methyl acetate. However, since the associated method blank and laboratory control samples were in control with the exception of Bromoform, no corrective action was necessary. Bromoform recoveries were biased high in the MSD.

GC/MS SEMIVOLATILES

The samples that contain results between the MDL and the RL were flagged with "J". There is a possibility of false positive or mis-identification at these quantitation levels. In analytical methods requiring confirmation of the analyte reported, confirmation was performed only down to the standard reporting limit (SRL). The acceptance criteria for QC samples may not be met at these quantitation levels.

The LCS associated with QC Batch 7191113 shows recoveries outside acceptance limits and biased low for Benzoic acid and Hexachlorocyclopentadiene and biased high for Atrazine. Atrazine is not a contaminant of concern.

The MS and MSD performed on sample FWGLL4mw-199C-0493-GW had recoveries outside acceptance limits and biased low for Hexachlorocyclopentadiene. However, since the associated method blank and laboratory control samples were in control, no corrective action was necessary.

CASE NARRATIVE (continued)

PESTICIDES-8081

The sample that contains a result between the MDL and the RL was flagged with "J". There is a possibility of false positive or mis-identification at this quantitation level. In analytical methods requiring confirmation of the analyte reported, confirmation was performed only down to the standard reporting limit (SRL). The acceptance criteria for QC samples may not be met at these quantitation levels.

Samples FWGLL1mw-083C-0486-GW and FWGLL1mw-DUP3-0499-GW had elevated reporting limits due to matrix interference.

The LCS associated with QC Batch 7191122 showed recovery for Endosulfan I low and outside acceptance criteria.

POLYCHLORINATED BIPHENYLS-8082

The analytical results met the requirements of the laboratory's QA/QC program.

METALS

The samples that contain results between the MDL and the RL were flagged with "B". There is the possibility of false positive or mis-identification at these quantitation levels. The acceptance criteria for the ICB, CCB, and Method Blank are +/- the standard reporting limit (SRL).

Serial dilution of a sample in this lot indicates that physical and chemical interferences were present. Refer to the sample report pages for the affected analytes flagged with "E".

The method blank associated with QC Batch 7192018 contains Antimony, Calcium, Iron, Magnesium, Manganese, Potassium, Thallium, and Zinc at reportable concentrations below the stated reporting limit. The samples that contained concentrations of these target analytes at a reportable level in the associated Method Blank were flagged with "J". Refer to the sample report pages for the samples affected.

The sample duplicate RPD was outside the acceptance limits for some analytes. The result is less than five times the reporting limit; therefore, no corrective action is required. Refer to the sample duplicate report for RPDs that exceed 20%.

CASE NARRATIVE (continued)

GENERAL CHEMISTRY

The samples that contain results between the MDL and the RL were flagged with "B". There is the possibility of false positive or mis-identification at these quantitation levels. The acceptance criteria for the ICB, CCB, and Method Blank are +/- the standard reporting limit (SRL).

The MS and MSD for sample FWGLL4mw-199C-0493-GW had RPD's and recoveries outside acceptance limits. However, since the associated method blank(s) and laboratory control sample(s) were in control, no corrective action was necessary.

CASE NARRATIVE

STL SACRAMENTO PROJECT NUMBER A7G100102

General Comments
The samples were received at 0-1 degrees C. but did not appear to be frozen.

WATER, 8330, Explosives
Sample(s): 9, 11
These samples were filtered prior to extraction due to the presence of excessive sediment. A filtered blank was included in the batch and has been included in the report.

Sample(s): 16, 18
No surrogate recovery was able to be reported for these 2 samples due to the presence of an interfering analyte.

Sample(s): 1, 3, 5, 7, 9, 9MS, 9MSD, 11, 13, 16, 18, 20
The laboratory control sample (batch 7194377) showed low recoveries for HMX, nitrobenzene, & RDX. The samples were re-extracted outside recommended holding times for confirmation. Both sets of results have been reported.

Sample(s): 11
This sample showed a low surrogate recovery (re-extraction batch 7204461). .

Sample(s): 1, 3, 5, 7, 9, 11, 13, 16, 18, 20
The matrix spikes, which were performed on sample 9 (batch 7194377), showed many recoveries and RPDs outside control limits due to possible matrix interferences. Since the laboratory control sample showed acceptable recoveries (except as noted above), no corrective action was performed.

WATER, 353.2, Nitrocellulose
Samples: 1, 3, 5, 7, 9, 11, 13, 16, 18, 20
The matrix spikes, which were performed on sample 9, showed low recoveries due to possible matrix interferences. Since the laboratory control sample showed acceptable recoveries, no corrective action was performed.

There were no other anomalies associated with this project.

QUALITY CONTROL ELEMENTS NARRATIVE

TestAmerica North Canton (formerly STL North Canton) conducts a quality assurance/quality control (QA/QC) program designed to provide scientifically valid and legally defensible data. Toward this end, several types of quality control indicators are incorporated into the QA/QC program, which is described in detail in QA Policy, QA-003. These indicators are introduced into the sample testing process to provide a mechanism for the assessment of the analytical data.

QC BATCH

Environmental samples are taken through the testing process in groups called QUALITY CONTROL BATCHES (QC batches). A QC batch contains up to twenty environmental samples of a similar matrix (water, soil) that are processed using the same reagents and standards. TestAmerica North Canton (formerly STL North Canton) requires that each environmental sample be associated with a QC batch.

Several quality control samples are included in each QC batch and are processed identically to the twenty environmental samples.

For SW846/RCRA methods, QC samples include a METHOD BLANK (MB), a LABORATORY CONTROL SAMPLE (LCS) and, where appropriate, a MATRIX SPIKE/MATRIX SPIKE DUPLICATE (MS/MSD) pair or a MATRIX SPIKE/SAMPLE DUPLICATE (MS/DU) pair. If there is insufficient sample to perform an MS/MSD or an MS/DU, then a LABORATORY CONTROL SAMPLE DUPLICATE (LCSD) is included in the QC batch.

For 600 series/CWA methods, QC samples include a METHOD BLANK (MB), a LABORATORY CONTROL SAMPLE (LCS) and, where appropriate, a MATRIX SPIKE (MS). An MS is prepared and analyzed at a 10% frequency for GC Methods and at a 5% frequency for GC/MS methods.

LABORATORY CONTROL SAMPLE

The Laboratory Control Sample is a QC sample that is created by adding known concentrations of a full or partial set of target analytes to a matrix similar to that of the environmental samples in the QC batch. Multi peak responders may not be included in the target spike list due to co-elution. The LCS analyte recovery results are used to monitor the analytical process and provide evidence that the laboratory is performing the method within acceptable guidelines. All control analytes indicated by a bold type in the LCS must meet acceptance criteria. Failure to meet the established recovery guidelines requires the repreparation and reanalysis of all samples in the QC batch. Comparison of only the failed parameters from the first batch are evaluated. The only exception to the rework requirement is that if the LCS recoveries are biased high and the associated sample is ND (non-detected) for the parameter(s) of interest, the batch is acceptable.

At times, a Laboratory Control Sample Duplicate (LCSD) is also included in the QC batch. An LCSD is a QC sample that is created and handled identically to the LCS. Analyte recovery data from the LCSD is assessed in the same way as that of the LCS. The LCSD recoveries, together with the LCS recoveries, are used to determine the reproducibility (precision) of the analytical system. Precision data are expressed as relative percent differences (RPDs). If the RPD fails for an LCS/LCSD and yet the recoveries are within acceptance criteria, the batch is still acceptable.

METHOD BLANK

The Method Blank is a QC sample consisting of all the reagents used in analyzing the environmental samples contained in the QC batch. Method Blank results are used to determine if interference or contamination in the analytical system could lead to the reporting of false positive data or elevated analyte concentrations. All target analytes must be below the reporting limits (RL) or the associated sample(s) must be ND except under the following circumstances:

- Common organic contaminants may be present at concentrations up to 5 times the reporting limits. Common metals contaminants may be present at concentrations up to 2 times the reporting limit, or the reported blank concentration must be twenty fold less than the concentration reported in the associated environmental samples. (See common laboratory contaminants listed in the table.)

Volatile (GC or GC/MS)	Semivolatile (GC/MS)	Metals ICP-MS	Metals ICP Trace
Methylene Chloride, Acetone, 2-Butanone	Phthalate Esters	Copper, Iron, Zinc, Lead, Calcium, Magnesium, Potassium, Sodium, Barium, Chromium, Manganese	Copper, Iron, Zinc, Lead

- Organic blanks will be accepted if compounds detected in the blank are present in the associated samples at levels 10 times the blank level. Inorganic blanks will be accepted if elements detected in the blank are present in the associated samples at 20 times the blank level.

- Blanks will be accepted if the compounds/elements detected are not present in any of the associated environmental samples.

Failure to meet these Method Blank criteria requires the repreparation and reanalysis of all samples in the QC batch.

MATRIX SPIKE/MATRIX SPIKE DUPLICATE

A Matrix Spike and a Matrix Spike Duplicate are a pair of environmental samples to which known concentrations of a full or partial set of target analytes are added. The MS/MSD results are determined in the same manner as the results of the environmental sample used to prepare the MS/MSD. The analyte recoveries and the relative percent differences (RPDs) of the recoveries are calculated and used to evaluate the effect of the sample matrix on the analytical results. Due to the potential variability of the matrix of each sample, the MS/MSD results may not have an immediate bearing on any samples except the one spiked; therefore, the associated batch MS/MSD may not reflect the same compounds as the samples contained in the analytical report. When these MS/MSD results fail to meet acceptance criteria, the data is evaluated. If the LCS is within acceptance criteria, the batch is considered acceptable.

For certain methods, a Matrix Spike/Sample Duplicate (MS/DU) may be included in the QC batch in place of the MS/MSD. For the parameters (i.e. pH, ignitability) where it is not possible to prepare a spiked sample, a Sample Duplicate may be included in the QC batch. However, a Sample Duplicate is less likely to provide usable precision statistics depending on the likelihood of finding concentrations below the standard reporting limit. When the Sample Duplicate result fails to meet acceptance criteria, the data is evaluated.

For certain methods (600 series methods/CWA), a Matrix Spike is required in place of a Matrix Spike/Matrix Spike Duplicate (MS/MSD) or Matrix Spike/Sample Duplicate (MS/DU).

The acceptance criteria do not apply to samples that are diluted.

SURROGATE COMPOUNDS

In addition to these batch-related QC indicators, each organic environmental and QC sample is spiked with surrogate compounds. Surrogates are organic chemicals that behave similarly to the analytes of interest and that are rarely present in the environment. Surrogate recoveries are used to monitor the individual performance of a sample in the analytical system.

If surrogate recoveries are biased high in the LCS, LCSD, or the Method Blank, and the associated sample(s) are ND, the batch is acceptable. Otherwise, if the LCS, LCSD, or Method Blank surrogate(s) fail to meet recovery criteria, the entire sample batch is reprepared and reanalyzed. If the surrogate recoveries are outside criteria for environmental samples, the samples will be reprepared and reanalyzed unless there is objective evidence of matrix interference or if the sample dilution is greater than the threshold outlined in the associated method SOP.

The acceptance criteria do not apply to samples that are diluted. All other surrogate recoveries will be reported.

For the GC/MS BNA methods, the surrogate criterion is that two of the three surrogates for each fraction must meet acceptance criteria. The third surrogate must have a recovery of ten percent or greater.

For the Pesticide and PCB methods, the surrogate criterion is that one of two surrogate compounds must meet acceptance criteria. The second surrogate must have a recovery of 10% or greater.

MANUAL INTEGRATION SUMMARY

Lot A7G100102

Client ID: FWGLL4mw-199C-0493-
Compound Name: 1,4-Dichlorobenzene-d4
Instrument ID: a4hp7.i
File Name: J2JMA1AG.D
Inj. Date and Time: 23-JUL-2007 22:11
Manual Integration Reason: Poor Chromatography

Client ID: FWGLL4mw-199C-0493-
Compound Name: 4-Nitrophenol
Instrument ID: a4hp7.i
File Name: J2JMA1AG.D
Inj. Date and Time: 23-JUL-2007 22:11
Manual Integration Reason: Poor Chromatography

MANUAL INTEGRATION SUMMARY

Lot A7G100102

Client ID: FWGLL4mw-199C-0493-
Compound Name: 1,4-Dichlorobenzene-d4
Instrument ID: a4hp7.i
File Name: J2JMA1AG.D
Inj. Date and Time: 23-JUL-2007 22:11
Manual Integration Reason: Poor Chromatography

Client ID: FWGLL4mw-199C-0493-
Compound Name: 4-Nitrophenol
Instrument ID: a4hp7.i
File Name: J2JMA1AG.D
Inj. Date and Time: 23-JUL-2007 22:11
Manual Integration Reason: Poor Chromatography

SAMPLE SUMMARY

A7G100102

WO #	SAMPLE#	CLIENT SAMPLE ID	SAMPLED DATE	SAMP TIME
J2JL1	001	FWGDA2mw-DET1bR-0476-GW	07/09/07	10:50
J2JL2	002	FWGDA2mw-DET1bR-0476-GF	07/09/07	10:50
J2JL3	003	FWGLL2mw-059C-0487-GW	07/09/07	12:25
J2JL4	004	FWGLL2mw-059C-0487-GF	07/09/07	12:25
J2JL5	005	FWGLL2mw-262C-0488-GW	07/09/07	14:48
J2JL6	006	FWGLL2mw-262C-0488-GF	07/09/07	14:48
J2JL7	007	FWGEQUIPRinse1-0501-GW	07/09/07	15:40
J2JL8	008	FWGTeam1-Trip	07/09/07	08:00
J2JMA	009	FWGLL4mw-199C-0493-GW	07/09/07	11:40
J2JMC	010	FWGLL4mw-199C-0493-GF	07/09/07	11:40
J2JMD	011	FWGLL4mw-198C-0492-GW	07/09/07	14:10
J2JMF	012	FWGLL4mw-198C-0492-GF	07/09/07	14:10
J2JMG	013	FWGLL2mw-263C-0489-GW	07/09/07	15:50
J2JMH	014	FWGLL2mw-263C-0489-GF	07/09/07	15:50
J2JMJ	015	FWGTeam2-Trip	07/09/07	08:00
J2JMK	016	FWGLL1mw-083C-0486-GW	07/09/07	14:10
J2JML	017	FWGLL1mw-083C-0486-GF	07/09/07	14:10
J2JMM	018	FWGLL1mw-DUP3-0499-GW	07/09/07	15:15
J2JMN	019	FWGLL1mw-DUP3-0499-GF	07/09/07	15:15
J2JMQ	020	FWGLL1mw-078C-0484-GW	07/09/07	16:55
J2JMR	021	FWGLL1mw-078C-0484-GF	07/09/07	16:55
J2JMT	022	FWGTeam3-Trip	07/09/07	08:00

NOTE(S):

- The analytical results of the samples listed above are presented on the following pages.
- All calculations are performed before rounding to avoid round-off errors in calculated results.
- Results noted as "ND" were not detected at or above the stated limit.
- This report must not be reproduced, except in full, without the written approval of the laboratory.
- Results for the following parameters are never reported on a dry weight basis: color, corrosivity, density, flashpoint, ignitability, layers, odor, paint filter test, pH, porosity pressure, reactivity, redox potential, specific gravity, spot tests, solids, solubility, temperature, viscosity, and weight.

Chain of Custody Record

SEVERN TRENT **STL**

Severn Trent Laboratories, Inc.

STL-4124 (0901)

Client	Project Manager	Date	Chain of Custody Number
EQM	JOHN Miller	7/9/07	117322
Address	**Telephone Number (Area Code)/Fax Number**	**Lab Number**	**Page** 1 of 1
1800 CARILLON BLVD	513-825-7500 FAX-7495	330-497-9396	
City / **State** / **Zip Code**	**Site Contact**	**Lab Contact**	
CINCINNATI / OH / 45240	E. CORBIN	M. Loeb	
Project Name and Location (State)	**Carrier/Waybill Number**		
RVAAP (OH) PN-30240.0006			
Contract/Purchase Order/Quote No.			
PO # 12633			

Sample I.D. No. and Description (Containers for each sample may be combined on one line)	Date	Time	Matrix: Air	Aqueous	Sed.	Soil	Containers & Preservatives: Unpres.	H2SO4	HNO3	HCl	NaOH	ZnAc/NaOH	Analysis: VOC 8260	SVOC 8270	EXPLO 8330	PEST 8081	PCB 8082	Cyanide 9012	Propellant 600/8095	Metals 6010/7470
FWGOA2mw-DET16R-0476-GW	7/9/07	10:50		X			10			3	1		X	X	X	X	X	X	X	
FWGOA2mw-DET16R-0476-GF	7/9/07	10:50		X					1											X
FWGLL2mw-059C-0487-GW	7/9/07	12:25		X			10			3	1		X	X	X	X	X	X	X	
FWGLL2mw-059C-0487-GF	7/9/07	12:25		X					1											X
FWGLL2mw-262C-0488-GW	7/9/07	14:48		X			10			3	1		X	X	X	X	X	X	X	
FWGLL2mw-262C-0488-GF	7/9/07	14:48		X					1											X
FWGEQUIPRinse1-0501-GW	7/9/07	15:40		X			10		1	3	1		X	X	X	X	X	X	X	X
FWGTeam1-Trip	7/9/07	08:00		X						3			X							
			EC			7/9/07														

Special Instructions/ Conditions of Receipt

Possible Hazard Identification
☒ Non-Hazard ☐ Flammable ☐ Skin Irritant ☐ Poison B ☐ Unknown

Sample Disposal
☐ Return To Client ☒ Disposal By Lab ☐ Archive For _____ Months (A fee may be assessed if samples are retained longer than 1 month)

Turn Around Time Required
☐ 24 Hours ☐ 48 Hours ☐ 7 Days ☐ 14 Days ☒ 21 Days ☐ Other PER SOW

QC Requirements (Specify)
Metals ARE Field Filtered

	Date	Time		Date	Time
1. Relinquished By	7-9-07	1800	1. Received By Rick Robison	7-9-07	1800
2. Relinquished By Rick Robison	7-9-07	1855	2. Received By	7-10-07	7:30
3. Relinquished By			3. Received By		

Comments
Temps may NOT meet Requirements if sample collection is late in day close to Lab pick up.
Cooler ID # - K016 / L028 / C77 / C25

DISTRIBUTION: WHITE - Returned to Client with Report; CANARY - Stays with the Sample; PINK - Field Copy

[redacted]

Chain of Custody Record

SEVERN TRENT **STL**

Severn Trent Laboratories, Inc.

STL-4124 (0901)

Client: EQM	Project Manager: JOHN Miller	Date: 7-9-07	Chain of Custody Number: 117207
Address: 1800 Carillon Blvd	Telephone Number (Area Code)/Fax Number: 513-825-7500 FAX-7495	Lab Number: 330-497-9396	Page 1 of 1
City: Cincinnati; State: OH; Zip Code: 45240	Site Contact: E. Corbin; Lab Contact: M. Loeb		
Project Name and Location (State): R. Vaap (OH) PN. 30240.0006	Carrier/Waybill Number: STL pickup		
Contract/Purchase Order/Quote No.: PO# 12633			

Analysis (Attach list if more space is needed)

Sample I.D. No. and Description (Containers for each sample may be combined on one line)	Date	Time	Matrix: Air	Aqueous	Sed.	Soil	Containers & Preservatives: Unpres.	H2SO4	HNO3	HCl	NaOH	ZnAc/NaOH	VOC 8260	SVOC 8270	EXPO 8330	PESI 8081	PCB 8082	Cyanide 9010	Propellant	Metal 6010/6020 7470	Special Instructions/ Conditions of Receipt
FWGLL4mw-199C-0493-GW	7-9-07	1140		X			30			9	3		X	X	X	X	X	X	X		MSMSD
FWGLL4mw-199C-0493-GF	7-9-07	1140		X					3											X	MSMSD
FWGLL4mw-198C-0492-GW	7-9-07	1410		X			10			3	1		X	X	X	X	X	X	X		
FWGLL4mw-198C-0492-GF	7-9-07	1410		X					1											X	
FWGLL2mw-263C-0489-GW	7-9-07	1550		X			10			3	1		X	X	X	X	X	X	X		
FWGLL2mw-263C-0489-GF	7-9-07	1550		X					1											X	
FWG Team2-Trip	7/9/07	0800		X						3			X								

EC 7/9/07

Possible Hazard Identification: ☒ Non-Hazard ☐ Flammable ☐ Skin Irritant ☐ Poison B ☐ Unknown

Sample Disposal: ☐ Return To Client ☒ Disposal By Lab ☐ Archive For _____ Months (A fee may be assessed if samples are retained longer than 1 month)

Turn Around Time Required: ☐ 24 Hours ☐ 48 Hours ☐ 7 Days ☐ 14 Days ☒ 21 Days ☐ Other Per Sow

QC Requirements (Specify): Metals are Field Filtered

	Date	Time		Date	Time
1. Relinquished By: [signature]	7-9-07	1800	1. Received By: Rick Robisup	7-9-07	1800
2. Relinquished By: Rick Robisup	7-9-07	1855	2. Received By: [signature]	7/10/07	0730
3. Relinquished By:			3. Received By:		

Comments: Temps may not meet Requirements If Sample collection is late in day close to Lab pick up.

DISTRIBUTION: WHITE - Returned to Client with Report; CANARY - Stays with the Sample; PINK - Field Copy

5 Cooler ID # - A603/C110/L367/L061/001

Chain of Custody Record

SEVERN TRENT STL
Severn Trent Laboratories, Inc.

STL-4124 (0901)

Client: EQM	Project Manager: JOHN Miller	Date: 7-9-07	Chain of Custody Number: 117208
Address: 1800 CARILLON BLVD	Telephone Number (Area Code)/Fax Number: 513-825-7500 FAX-7495	Lab Number: 330-497-9396	Page 1 of 1
City: CINCINNATI / State: OH / Zip Code: 45240	Site Contact: E. CORBIN	Lab Contact: M. LOEB	
Project Name and Location (State): KYAAP (OH) PN: 30240.0006	Carrier/Waybill Number: STL pickup		
Contract/Purchase Order/Quote No.: PO# 12633			

Sample I.D. No. and Description (Containers for each sample may be combined on one line)	Date	Time	Matrix: Air	Aqueous	Sed.	Soil	Containers & Preservatives: Unpres.	H2SO4	HNO3	HCl	NaOH	ZnAc/NaOH	Analysis: VOC 8260	SVOC 8270	EXPLO 8330	PEST 8081	PCB 8082	CYANIDE 9012	PHENOLICS 9065	METALS 6010/7470	Special Instructions/ Conditions of Receipt
FWGLLIMW-083C-0486-GW	7-9-07	1410		X			10			3	1		X	X	X	X	X	X	X		
FWGLLIMW-083C-0486-GF	"	"		X					1											X	
FWGLLIMW-DUP3-0499-GW	7-9-07	1515		X			10			3	1		X	X	X	X	X	X	X		
FWGLLIMW-DUP3-0499-GF	"	"		X					1											X	
FWGLLIMW-078C-0484-GW	7-9-07	1655		X			10			3	1		X	X	X	X	X	X	X		
FWGLLIMW-078C-0484-GF	"	"		X					1											X	
FWG Team 3-Trip	7-9-07	0800		X									X								

Possible Hazard Identification: [X] Non-Hazard [ ] Flammable [ ] Skin Irritant [ ] Poison B [ ] Unknown

Sample Disposal: [ ] Return To Client [X] Disposal By Lab [ ] Archive For ____ Months (A fee may be assessed if samples are retained longer than 1 month)

Turn Around Time Required: [ ] 24 Hours [ ] 48 Hours [ ] 7 Days [ ] 14 Days [X] 21 Days [ ] Other Per SOW

QC Requirements (Specify): Metals are Field Filtered

1. Relinquished By	Date: 7-9-07	Time: 1800	1. Received By: Rick Robison	Date: 7-9-07	Time: 1800
2. Relinquished By: Rick Robison	Date: 7-9-07	Time: 1855	2. Received By: Matt Jerrel TEST AMERICA	Date: 10 Jul 07	Time: 0730
3. Relinquished By	Date:	Time:	3. Received By	Date:	Time:

Comments: Temps MAY NOT Meet Requirements If Sample Collection is late in day Close to Lab Pickup
3 Coolers ID# — L021/K040/B120

DISTRIBUTION: WHITE - Returned to Client with Report; CANARY - Stays with the Sample; PINK - Field Copy

TestAmerica Cooler Receipt Form/Narrative Lot Number: A7G100102
North Canton Facility

Client: EQM Project: _____ Quote#: _____
Cooler Received on: 7-10-07 Opened on: 7-10-07 By: _____ (Signature)
Fedx ☐ Client Drop Off ☐ UPS ☐ DHL ☐ FAS ☐ TestAmerica Courier ☑
Stetson ☐ US Cargo ☐ Other: _____

TestAmerica Cooler No# DVUL Foam Box ☐ Client Cooler ☐ Other _____

1. Were custody seals on the outside of the cooler? Yes ☑ No ☐ Intact? Yes ☑ No ☐ NA ☐
   If YES, Quantity 4
   Were the custody seals signed and dated? Yes ☑ No ☐ NA ☐
2. Shipper's packing slip attached to this form? ~~Yes~~ ☑ No ☐ NA ☑
3. Did custody papers accompany the samples? Yes ☑ No ☐ Relinquished by client? Yes ☑ No ☐
4. Did you sign the custody papers in the appropriate place? Yes ☑ No ☐
5. Packing material used: Bubble Wrap ☑ Foam ☑ None ☐ Other : _____
6. Cooler temperature upon receipt _____ °C (see back of form for multiple coolers/temp) IR ☑
   METHOD: Temp Vial ☐ Coolant & Sample ☐ Against Bottles ☐ ICE/H_2O Slurry ☐
   COOLANT: Wet Ice ☑ Blue Ice ☐ Dry Ice ☐ Water ☐ None ☐
7. Did all bottles arrive in good condition (Unbroken)? Yes ☑ No ☐
8. Could all bottle labels and/or tags be reconciled with the COC? Yes ☑ No ☐
9. Were samples at the correct pH upon receipt? Yes ☑ No ☐ NA ☐
10. Were correct bottles used for the tests indicated? Yes ☑ No ☐
11. Were air bubbles >6 mm in any VOA vials? Yes ☐ No ☑ NA ☐
12. Sufficient quantity received to perform indicated analyses? Yes ☑ No ☐
13. Was a Trip Blank present in the cooler? Yes ☑ No ☐ Were VOAs on the COC? Yes ☑ No ☐

Contacted PM _____ Date: _____ by: _____ via Voice Mail ☐ Verbal ☐ Other ☐
Concerning: _____

1. CHAIN OF CUSTODY

The following discrepancies occurred:
~~Received 1/L 3D FWGEQUIPBLANK-0501-GW~~ (B)

2. SAMPLE CONDITION

Sample(s) _____ were received after the recommended holding time had expired.
Sample(s) _____ were received in a broken container.

3. SAMPLE PRESERVATION

Sample(s) _____ were further preserved in sample receiving to meet recommended pH level(s). *Nitric Acid Lot #042607-HNO3 - Sulfuric Acid Lot # 092006-H2SO4; Sodium Hydroxide Lot # 122805 -NaOH; Hydrochloric Acid Lot # 100504-HCl; Sodium Hydroxide and Zinc Acetate Lot # 050205-CH3COO2ZN/NaOH*
Sample(s) _____ were received with bubble > 6 mm in diameter (cc: PM)

4. Other (see below or back)

Client ID	pH	Date	Initials
FWGDA2mw-GW	>12	7-10-07	
FWGDA2mw-GF	<2		
059C-GW	>12		
059C-GF	<2		
262C-GW	>12		
262C-GF	<2		
Rinse1	>12 <2		

TestAmerica Cooler Receipt Form/Narrative **Lot Number:** 480100102

North Canton Facility

Client: RMT EQM Project: RUSAP Quote#:

Cooler Received on: 7/10/07 Opened on: 7/10/07 By: (Signature)

Fedx ☐ Client Drop Off ☐ UPS ☐ DHL ☐ FAS ☐ TestAmerica Courier ☒

Stetson ☐ US Cargo ☐ Other:

TestAmerica Cooler No# See back Foam Box ☐ Client Cooler ☐ Other

1. Were custody seals on the outside of the cooler? Yes ☒ No ☐ Intact? Yes ☒ No ☐ NA ☐
   If YES, Quantity 6
   Were the custody seals signed and dated? Yes ☒ No ☐ NA ☐
2. Shipper's packing slip attached to this form? Yes ☐ No ☐ NA ☒
3. Did custody papers accompany the samples? Yes ☒ No ☐ Relinquished by client? Yes ☒ No ☐
4. Did you sign the custody papers in the appropriate place? Yes ☒ No ☐
5. Packing material used: Bubble Wrap ☒ Foam ☒ None ☐ Other :
6. Cooler temperature upon receipt _____ °C (see back of form for multiple coolers/temp)

METHOD: Temp Vial ☐ Coolant & Sample ☐ Against Bottles ☐ IR ☒ ICE/H_2O Slurry ☐

COOLANT: Wet Ice ☒ Blue Ice ☐ Dry Ice ☐ Water ☐ None ☐

7. Did all bottles arrive in good condition (Unbroken)? Yes ☒ No ☐
8. Could all bottle labels and/or tags be reconciled with the COC? Yes ☒ No ☐
9. Were samples at the correct pH upon receipt? Yes ☒ No ☐ NA ☐
10. Were correct bottles used for the tests indicated? Yes ☒ No ☐
11. Were air bubbles >6 mm in any VOA vials? Yes ☐ No ☒ NA ☐
12. Sufficient quantity received to perform indicated analyses? Yes ☒ No ☐
13. Was a Trip Blank present in the cooler? Yes ☒ No ☐ Were VOAs on the COC? Yes ☒ No ☐

Contacted PM _____ Date: _____ by: _____ via Voice Mail ☐ Verbal ☐ Other ☐

Concerning: _____

1. CHAIN OF CUSTODY

The following discrepancies occurred:

2. SAMPLE CONDITION

Sample(s) _____ were received after the recommended holding time had expired.

Sample(s) _____ were received in a broken container.

3. SAMPLE PRESERVATION

Sample(s) _____ were further preserved in sample receiving to meet recommended pH level(s). *Nitric Acid Lot #042607-HNO3 – Sulfuric Acid Lot # 092006-H2SO4; Sodium Hydroxide Lot # 122805 -NaOH; Hydrochloric Acid Lot # 100504-HCl; Sodium Hydroxide and Zinc Acetate Lot # 050205-CH3COO2ZN/NaOH*

Sample(s) _____ were received with bubble > 6 mm in diameter (cc: PM)

4. Other (see below or back)

Client ID	pH	Date	Initials
493-GW	7/2 7/2 7/2	7/10/07	gm
493-GF	<2 <2 <2	"	"
492-GW	7/2	"	"
492-GF	<2	"	"
489-GW	7/2	"	"
489-GF	<2	"	"

TestAmerica Cooler Receipt Form/Narrative — Lot Number: ATG 100102
North Canton Facility

Client: EQM — Project: IZV4AP — Quote#:

Cooler Received on: 10 JUL 2007 — Opened on: 10 JUL 2007 — By: Matt Jerrel (Signature)

Fedx ☐ Client Drop Off ☐ UPS ☐ DHL ☐ FAS ☐ TestAmerica Courier ☒ Stetson ☐ US Cargo ☐ Other:

TestAmerica Cooler No# BACK — Foam Box ☐ Client Cooler ☐ Other

1. Were custody seals on the outside of the cooler? Yes ☒ No ☐ Intact? Yes ☒ No ☐ NA ☐
   If YES, Quantity FOUR
   Were the custody seals signed and dated? Yes ☒ No ☐ NA ☐
2. Shipper's packing slip attached to this form? Yes ☐ No ☐ NA ☒
3. Did custody papers accompany the samples? Yes ☒ No ☐ Relinquished by client? Yes ☒ No ☐
4. Did you sign the custody papers in the appropriate place? Yes ☒ No ☐
5. Packing material used: Bubble Wrap ☒ Foam ☒ None ☐ Other: PLASTIC BAG
6. Cooler temperature upon receipt BACK °C (see back of form for multiple coolers/temp)

METHOD: Temp Vial ☐ Coolant & Sample ☐ Against Bottles ☐ IR ☒ ICE/H_2O Slurry ☐

COOLANT: Wet Ice ☒ Blue Ice ☐ Dry Ice ☐ Water ☐ None ☐

7. Did all bottles arrive in good condition (Unbroken)? Yes ☒ No ☐
8. Could all bottle labels and/or tags be reconciled with the COC? Yes ☒ No ☐
9. Were samples at the correct pH upon receipt? Yes ☒ No ☐ NA ☐
10. Were correct bottles used for the tests indicated? Yes ☒ No ☐
11. Were air bubbles >6 mm in any VOA vials? Yes ☐ No ☒ NA ☐
12. Sufficient quantity received to perform indicated analyses? Yes ☒ No ☐
13. Was a Trip Blank present in the cooler? Yes ☒ No ☐ Were VOAs on the COC? Yes ☒ No ☐

Contacted PM: Date: by: via Voice Mail ☐ Verbal ☐ Other ☐

Concerning:

1. CHAIN OF CUSTODY

The following discrepancies occurred:

- COC = 3x40ml 0486-GW (HCl), RECEIVED 1 OF 3 LABELED 0486-GF, will LOG PER COC.
- COC = 3x40ml 0499-GW (HCl), RECEIVED 1 OF 3 LABELED 0499-GF, will LOG PER COC.

2. SAMPLE CONDITION

Sample(s) _____ were received after the recommended holding time had expired.

Sample(s) _____ were received in a broken container.

3. SAMPLE PRESERVATION

Sample(s) _____ were further preserved in sample receiving to meet recommended pH level(s). *Nitric Acid Lot #042607-HNO3 - Sulfuric Acid Lot # 092006-H2SO4; Sodium Hydroxide Lot # 122805 -NaOH; Hydrochloric Acid Lot # 100504-HCl; Sodium Hydroxide and Zinc Acetate Lot # 050205-CH3COO2ZN/NaOH*

Sample(s) _____ were received with bubble > 6 mm in diameter (cc: PM)

4. Other (see below or back)

- COC = 3x40ml 0484-GW (HCl), RECEIVED 1 OF 3 LABELED 0484-GF, will LOG PER COC.

Client ID	pH	Date	Initials
D83C-0486-GW	>12	10 JUL 2007	MAF
D83G-0486-GF	<2		
DUP3-0499-GW	>12		
DUP3-0499-GF	<2		
D78C-0484-GW	>12		
D78C-0484-GF	<2		

TestAmerica Cooler Receipt Form/Narrative
North Canton Facility

Client ID	pH	Date	Initials

Cooler	Temp	Method	Coolant
A603	3.6°C	IR	Ice
C110	3.2°C	〃	〃
L061	3.1°C	〃	〃
L367	3.3°C	〃	〃
001	3.9°C	〃	〃

Discrepancies Cont'd

TestAmerica Cooler Receipt Form/Narrative
North Canton Facility

Client ID	pH	Date	Initials

Cooler	Temp °C	Method	Coolant
L021	.8	IR	WET ICE
K040	.2		
B120	.2		

Discrepancies Cont'd

TestAmerica Cooler Receipt Form/Narrative
North Canton Facility

Client ID	pH	Date	Initials

Cooler	Temp	Method	Coolant
C77	3.6°C	IR	Wet Ice
C85	3.1°C	"	"
R016	3.6°C	"	"
L020	2.3°C	"	"

Discrepancies Cont'd

Environmental Quality Mgt., Inc.

Client Sample ID: FWGDA2mw-DET1bR-0476-GW

GC/MS Volatiles

Lot-Sample #...: A7G100102-001 **Work Order #...:** J2JL11AA **Matrix.....:** WG
Date Sampled...: 07/09/07 10:50 **Date Received..:** 07/10/07
Prep Date.....: 07/13/07 **Analysis Date..:** 07/13/07
Prep Batch #...: 7194300
Dilution Factor: 1 **Initial Wgt/Vol:** 5 mL **Final Wgt/Vol..:** 5 mL
Method.....: SW846 8260B

PARAMETER	RESULT	REPORTING LIMIT	UNITS	MDL
Bromochloromethane	ND	1.0	ug/L	0.29
1,2-Dibromoethane	ND	1.0	ug/L	0.24
o-Xylene	ND	1.0	ug/L	0.14
m-Xylene & p-Xylene	ND	2.0	ug/L	0.24
cis-1,2-Dichloroethene	ND	1.0	ug/L	0.17
trans-1,2-Dichloroethene	ND	1.0	ug/L	0.19
Chloromethane	ND	1.0	ug/L	0.30
Bromomethane	ND	1.0	ug/L	0.41
Vinyl chloride	ND	1.0	ug/L	0.22
Chloroethane	ND	1.0	ug/L	0.29
Methylene chloride	ND	2.0	ug/L	0.33
Acetone	ND	10	ug/L	1.1
Carbon disulfide	ND	1.0	ug/L	0.13
1,1-Dichloroethene	ND	1.0	ug/L	0.19
1,1-Dichloroethane	ND	1.0	ug/L	0.15
1,2-Dichloroethene (total)	ND	1.0	ug/L	0.34
Chloroform	ND	1.0	ug/L	0.16
1,2-Dichloroethane	ND	1.0	ug/L	0.22
2-Butanone	ND	10	ug/L	0.57
1,1,1-Trichloroethane	ND	1.0	ug/L	0.22
Carbon tetrachloride	ND	1.0	ug/L	0.13
Bromodichloromethane	ND	1.0	ug/L	0.15
1,2-Dichloropropane	ND	1.0	ug/L	0.18
cis-1,3-Dichloropropene	ND	1.0	ug/L	0.14
Trichloroethene	ND	1.0	ug/L	0.17
Dibromochloromethane	ND	1.0	ug/L	0.18
1,1,2-Trichloroethane	ND	1.0	ug/L	0.27
Benzene	ND	1.0	ug/L	0.13
trans-1,3-Dichloropropene	ND	1.0	ug/L	0.19
Bromoform	ND	1.0	ug/L	0.64
4-Methyl-2-pentanone	ND	10	ug/L	0.32
2-Hexanone	ND	10	ug/L	0.41
Tetrachloroethene	ND	1.0	ug/L	0.29
1,1,2,2-Tetrachloroethane	ND	1.0	ug/L	0.18
Toluene	ND	1.0	ug/L	0.13
Chlorobenzene	ND	1.0	ug/L	0.15
Ethylbenzene	ND	1.0	ug/L	0.17

(Continued on next page)

Environmental Quality Mgt., Inc.

Client Sample ID: FWGDA2mw-DET1bR-0476-GW

GC/MS Volatiles

Lot-Sample #...: A7G100102-001 **Work Order #...:** J2JL11AA **Matrix.....:** WG

PARAMETER	RESULT	REPORTING LIMIT	UNITS	MDL
Styrene	ND	1.0	ug/L	0.11
Xylenes (total)	ND	2.0	ug/L	0.28

SURROGATE	PERCENT RECOVERY	RECOVERY LIMITS
Dibromofluoromethane	111	(50 - 150)
1,2-Dichloroethane-d4	90	(50 - 150)
Toluene-d8	92	(50 - 150)
4-Bromofluorobenzene	83	(50 - 150)

Environmental Quality Mgt., Inc.

Client Sample ID: FWGLL2mw-059C-0487-GW

GC/MS Volatiles

Lot-Sample #...: A7G100102-003 **Work Order #...:** J2JL31AA **Matrix.....:** WG
Date Sampled...: 07/09/07 12:25 **Date Received..:** 07/10/07
Prep Date.....: 07/13/07 **Analysis Date..:** 07/13/07
Prep Batch #...: 7194300
Dilution Factor: 1 **Initial Wgt/Vol:** 5 mL **Final Wgt/Vol..:** 5 mL
Method.....: SW846 8260B

PARAMETER	RESULT	REPORTING LIMIT	UNITS	MDL
Bromochloromethane	ND	1.0	ug/L	0.29
1,2-Dibromoethane	ND	1.0	ug/L	0.24
o-Xylene	ND	1.0	ug/L	0.14
m-Xylene & p-Xylene	ND	2.0	ug/L	0.24
cis-1,2-Dichloroethene	ND	1.0	ug/L	0.17
trans-1,2-Dichloroethene	ND	1.0	ug/L	0.19
Chloromethane	ND	1.0	ug/L	0.30
Bromomethane	ND	1.0	ug/L	0.41
Vinyl chloride	ND	1.0	ug/L	0.22
Chloroethane	ND	1.0	ug/L	0.29
Methylene chloride	ND	2.0	ug/L	0.33
Acetone	ND	10	ug/L	1.1
Carbon disulfide	ND	1.0	ug/L	0.13
1,1-Dichloroethene	ND	1.0	ug/L	0.19
1,1-Dichloroethane	ND	1.0	ug/L	0.15
1,2-Dichloroethene (total)	ND	1.0	ug/L	0.34
Chloroform	ND	1.0	ug/L	0.16
1,2-Dichloroethane	ND	1.0	ug/L	0.22
2-Butanone	ND	10	ug/L	0.57
1,1,1-Trichloroethane	ND	1.0	ug/L	0.22
Carbon tetrachloride	ND	1.0	ug/L	0.13
Bromodichloromethane	ND	1.0	ug/L	0.15
1,2-Dichloropropane	ND	1.0	ug/L	0.18
cis-1,3-Dichloropropene	ND	1.0	ug/L	0.14
Trichloroethene	ND	1.0	ug/L	0.17
Dibromochloromethane	ND	1.0	ug/L	0.18
1,1,2-Trichloroethane	ND	1.0	ug/L	0.27
Benzene	ND	1.0	ug/L	0.13
trans-1,3-Dichloropropene	ND	1.0	ug/L	0.19
Bromoform	ND	1.0	ug/L	0.64
4-Methyl-2-pentanone	ND	10	ug/L	0.32
2-Hexanone	ND	10	ug/L	0.41
Tetrachloroethene	ND	1.0	ug/L	0.29
1,1,2,2-Tetrachloroethane	ND	1.0	ug/L	0.18
Toluene	ND	1.0	ug/L	0.13
Chlorobenzene	ND	1.0	ug/L	0.15
Ethylbenzene	ND	1.0	ug/L	0.17

(Continued on next page)

Environmental Quality Mgt., Inc.

Client Sample ID: FWGLL2mw-059C-0487-GW

GC/MS Volatiles

Lot-Sample #...: A7G100102-003 Work Order #...: J2JL31AA Matrix.....: WG

PARAMETER	RESULT	REPORTING LIMIT	UNITS	MDL
Styrene	ND	1.0	ug/L	0.11
Xylenes (total)	ND	2.0	ug/L	0.28

SURROGATE	PERCENT RECOVERY	RECOVERY LIMITS
Dibromofluoromethane	111	(50 - 150)
1,2-Dichloroethane-d4	89	(50 - 150)
Toluene-d8	93	(50 - 150)
4-Bromofluorobenzene	82	(50 - 150)

Environmental Quality Mgt., Inc.

Client Sample ID: FWGLL2mw-262C-0488-GW

GC/MS Volatiles

Lot-Sample #...: A7G100102-005 **Work Order #...:** J2JL51AA **Matrix.....:** WG
Date Sampled...: 07/09/07 14:48 **Date Received..:** 07/10/07
Prep Date.....: 07/13/07 **Analysis Date..:** 07/13/07
Prep Batch #...: 7194300
Dilution Factor: 1 **Initial Wgt/Vol:** 5 mL **Final Wgt/Vol..:** 5 mL
Method.....: SW846 8260B

PARAMETER	RESULT	REPORTING LIMIT	UNITS	MDL
Bromochloromethane	ND	1.0	ug/L	0.29
1,2-Dibromoethane	ND	1.0	ug/L	0.24
o-Xylene	ND	1.0	ug/L	0.14
m-Xylene & p-Xylene	ND	2.0	ug/L	0.24
cis-1,2-Dichloroethene	ND	1.0	ug/L	0.17
trans-1,2-Dichloroethene	ND	1.0	ug/L	0.19
Chloromethane	ND	1.0	ug/L	0.30
Bromomethane	ND	1.0	ug/L	0.41
Vinyl chloride	ND	1.0	ug/L	0.22
Chloroethane	ND	1.0	ug/L	0.29
Methylene chloride	ND	2.0	ug/L	0.33
Acetone	ND	10	ug/L	1.1
Carbon disulfide	ND	1.0	ug/L	0.13
1,1-Dichloroethene	ND	1.0	ug/L	0.19
1,1-Dichloroethane	ND	1.0	ug/L	0.15
1,2-Dichloroethene (total)	ND	1.0	ug/L	0.34
Chloroform	ND	1.0	ug/L	0.16
1,2-Dichloroethane	ND	1.0	ug/L	0.22
2-Butanone	ND	10	ug/L	0.57
1,1,1-Trichloroethane	ND	1.0	ug/L	0.22
Carbon tetrachloride	ND	1.0	ug/L	0.13
Bromodichloromethane	ND	1.0	ug/L	0.15
1,2-Dichloropropane	ND	1.0	ug/L	0.18
cis-1,3-Dichloropropene	ND	1.0	ug/L	0.14
Trichloroethene	ND	1.0	ug/L	0.17
Dibromochloromethane	ND	1.0	ug/L	0.18
1,1,2-Trichloroethane	ND	1.0	ug/L	0.27
Benzene	ND	1.0	ug/L	0.13
trans-1,3-Dichloropropene	ND	1.0	ug/L	0.19
Bromoform	ND	1.0	ug/L	0.64
4-Methyl-2-pentanone	ND	10	ug/L	0.32
2-Hexanone	ND	10	ug/L	0.41
Tetrachloroethene	ND	1.0	ug/L	0.29
1,1,2,2-Tetrachloroethane	ND	1.0	ug/L	0.18
Toluene	ND	1.0	ug/L	0.13
Chlorobenzene	ND	1.0	ug/L	0.15
Ethylbenzene	ND	1.0	ug/L	0.17

(Continued on next page)

Environmental Quality Mgt., Inc.

Client Sample ID: FWGLL2mw-262C-0488-GW

GC/MS Volatiles

Lot-Sample #...: A7G100102-005 **Work Order #...:** J2JL51AA **Matrix.....:** WG

PARAMETER	RESULT	REPORTING LIMIT	UNITS	MDL
Styrene	ND	1.0	ug/L	0.11
Xylenes (total)	ND	2.0	ug/L	0.28

SURROGATE	PERCENT RECOVERY	RECOVERY LIMITS
Dibromofluoromethane	111	(50 - 150)
1,2-Dichloroethane-d4	91	(50 - 150)
Toluene-d8	92	(50 - 150)
4-Bromofluorobenzene	80	(50 - 150)

Environmental Quality Mgt., Inc.

Client Sample ID: FWGEQUIPRinse1-0501-GW

GC/MS Volatiles

Lot-Sample #...: A7G100102-007 **Work Order #...:** J2JL71AA **Matrix.....:** WQ
Date Sampled...: 07/09/07 15:40 **Date Received..:** 07/10/07
Prep Date.....: 07/13/07 **Analysis Date..:** 07/13/07
Prep Batch #...: 7194300
Dilution Factor: 1 **Initial Wgt/Vol:** 5 mL **Final Wgt/Vol..:** 5 mL
Method.....: SW846 8260B

PARAMETER	RESULT	REPORTING LIMIT	UNITS	MDL
Bromochloromethane	ND	1.0	ug/L	0.29
1,2-Dibromoethane	ND	1.0	ug/L	0.24
o-Xylene	ND	1.0	ug/L	0.14
m-Xylene & p-Xylene	ND	2.0	ug/L	0.24
cis-1,2-Dichloroethene	ND	1.0	ug/L	0.17
trans-1,2-Dichloroethene	ND	1.0	ug/L	0.19
Chloromethane	ND	1.0	ug/L	0.30
Bromomethane	ND	1.0	ug/L	0.41
Vinyl chloride	ND	1.0	ug/L	0.22
Chloroethane	ND	1.0	ug/L	0.29
Methylene chloride	ND	2.0	ug/L	0.33
Acetone	**1.3 J**	**10**	**ug/L**	**1.1**
Carbon disulfide	ND	1.0	ug/L	0.13
1,1-Dichloroethene	ND	1.0	ug/L	0.19
1,1-Dichloroethane	ND	1.0	ug/L	0.15
1,2-Dichloroethene (total)	ND	1.0	ug/L	0.34
Chloroform	ND	1.0	ug/L	0.16
1,2-Dichloroethane	ND	1.0	ug/L	0.22
2-Butanone	**1.2 J**	**10**	**ug/L**	**0.57**
1,1,1-Trichloroethane	ND	1.0	ug/L	0.22
Carbon tetrachloride	ND	1.0	ug/L	0.13
Bromodichloromethane	ND	1.0	ug/L	0.15
1,2-Dichloropropane	ND	1.0	ug/L	0.18
cis-1,3-Dichloropropene	ND	1.0	ug/L	0.14
Trichloroethene	ND	1.0	ug/L	0.17
Dibromochloromethane	ND	1.0	ug/L	0.18
1,1,2-Trichloroethane	ND	1.0	ug/L	0.27
Benzene	ND	1.0	ug/L	0.13
trans-1,3-Dichloropropene	ND	1.0	ug/L	0.19
Bromoform	ND	1.0	ug/L	0.64
4-Methyl-2-pentanone	ND	10	ug/L	0.32
2-Hexanone	ND	10	ug/L	0.41
Tetrachloroethene	ND	1.0	ug/L	0.29
1,1,2,2-Tetrachloroethane	ND	1.0	ug/L	0.18
Toluene	**0.24 J**	**1.0**	**ug/L**	**0.13**
Chlorobenzene	ND	1.0	ug/L	0.15
Ethylbenzene	ND	1.0	ug/L	0.17

(Continued on next page)

Environmental Quality Mgt., Inc.

Client Sample ID: FWGEQUIPRinse1-0501-GW

GC/MS Volatiles

Lot-Sample #...: A7G100102-007 Work Order #...: J2JL71AA Matrix.....: WQ

PARAMETER	RESULT	REPORTING LIMIT	UNITS	MDL
Styrene	ND	1.0	ug/L	0.11
Xylenes (total)	ND	2.0	ug/L	0.28

SURROGATE	PERCENT RECOVERY	RECOVERY LIMITS
Dibromofluoromethane	108	(50 - 150)
1,2-Dichloroethane-d4	89	(50 - 150)
Toluene-d8	93	(50 - 150)
4-Bromofluorobenzene	81	(50 - 150)

NOTE(S):

J Estimated result. Result is less than RL.

Environmental Quality Mgt., Inc.

Client Sample ID: FWGTeam1-Trip

GC/MS Volatiles

Lot-Sample #...: A7G100102-008 **Work Order #...:** J2JL81AA **Matrix.....:** WQ
Date Sampled...: 07/09/07 08:00 **Date Received..:** 07/10/07
Prep Date.....: 07/13/07 **Analysis Date..:** 07/13/07
Prep Batch #...: 7194300
Dilution Factor: 1 **Initial Wgt/Vol:** 5 mL **Final Wgt/Vol..:** 5 mL
Method.....: SW846 8260B

PARAMETER	RESULT	REPORTING LIMIT	UNITS	MDL
Bromochloromethane	ND	1.0	ug/L	0.29
1,2-Dibromoethane	ND	1.0	ug/L	0.24
o-Xylene	ND	1.0	ug/L	0.14
m-Xylene & p-Xylene	ND	2.0	ug/L	0.24
cis-1,2-Dichloroethene	ND	1.0	ug/L	0.17
trans-1,2-Dichloroethene	ND	1.0	ug/L	0.19
Chloromethane	ND	1.0	ug/L	0.30
Bromomethane	ND	1.0	ug/L	0.41
Vinyl chloride	ND	1.0	ug/L	0.22
Chloroethane	ND	1.0	ug/L	0.29
Methylene chloride	ND	2.0	ug/L	0.33
Acetone	ND	10	ug/L	1.1
Carbon disulfide	ND	1.0	ug/L	0.13
1,1-Dichloroethene	ND	1.0	ug/L	0.19
1,1-Dichloroethane	ND	1.0	ug/L	0.15
1,2-Dichloroethene (total)	ND	1.0	ug/L	0.34
Chloroform	ND	1.0	ug/L	0.16
1,2-Dichloroethane	ND	1.0	ug/L	0.22
2-Butanone	ND	10	ug/L	0.57
1,1,1-Trichloroethane	ND	1.0	ug/L	0.22
Carbon tetrachloride	ND	1.0	ug/L	0.13
Bromodichloromethane	ND	1.0	ug/L	0.15
1,2-Dichloropropane	ND	1.0	ug/L	0.18
cis-1,3-Dichloropropene	ND	1.0	ug/L	0.14
Trichloroethene	ND	1.0	ug/L	0.17
Dibromochloromethane	ND	1.0	ug/L	0.18
1,1,2-Trichloroethane	ND	1.0	ug/L	0.27
Benzene	ND	1.0	ug/L	0.13
trans-1,3-Dichloropropene	ND	1.0	ug/L	0.19
Bromoform	ND	1.0	ug/L	0.64
4-Methyl-2-pentanone	ND	10	ug/L	0.32
2-Hexanone	ND	10	ug/L	0.41
Tetrachloroethene	ND	1.0	ug/L	0.29
1,1,2,2-Tetrachloroethane	ND	1.0	ug/L	0.18
Toluene	ND	1.0	ug/L	0.13
Chlorobenzene	ND	1.0	ug/L	0.15
Ethylbenzene	ND	1.0	ug/L	0.17

(Continued on next page)

Environmental Quality Mgt., Inc.

Client Sample ID: FWGTeam1-Trip

GC/MS Volatiles

Lot-Sample #...: A7G100102-008 Work Order #...: J2JL81AA Matrix.....: WQ

PARAMETER	RESULT	REPORTING LIMIT	UNITS	MDL
Styrene	ND	1.0	ug/L	0.11
Xylenes (total)	ND	2.0	ug/L	0.28

SURROGATE	PERCENT RECOVERY	RECOVERY LIMITS
Dibromofluoromethane	110	(50 - 150)
1,2-Dichloroethane-d4	91	(50 - 150)
Toluene-d8	93	(50 - 150)
4-Bromofluorobenzene	81	(50 - 150)

Environmental Quality Mgt., Inc.

Client Sample ID: FWGLL4mw-199C-0493-GW

GC/MS Volatiles

Lot-Sample #...: A7G100102-009 **Work Order #...:** J2JMA1AA **Matrix.....:** WG
Date Sampled...: 07/09/07 11:40 **Date Received..:** 07/10/07
Prep Date.....: 07/13/07 **Analysis Date..:** 07/13/07
Prep Batch #...: 7194300
Dilution Factor: 1 **Initial Wgt/Vol:** 5 mL **Final Wgt/Vol..:** 5 mL
Method.....: SW846 8260B

PARAMETER	RESULT	REPORTING LIMIT	UNITS	MDL
Bromochloromethane	ND	1.0	ug/L	0.29
1,2-Dibromoethane	ND	1.0	ug/L	0.24
o-Xylene	ND	1.0	ug/L	0.14
m-Xylene & p-Xylene	ND	2.0	ug/L	0.24
cis-1,2-Dichloroethene	ND	1.0	ug/L	0.17
trans-1,2-Dichloroethene	ND	1.0	ug/L	0.19
Chloromethane	**0.38 J**	**1.0**	**ug/L**	**0.30**
Bromomethane	ND	1.0	ug/L	0.41
Vinyl chloride	ND	1.0	ug/L	0.22
Chloroethane	ND	1.0	ug/L	0.29
Methylene chloride	ND	2.0	ug/L	0.33
Acetone	ND	10	ug/L	1.1
Carbon disulfide	ND	1.0	ug/L	0.13
1,1-Dichloroethene	ND	1.0	ug/L	0.19
1,1-Dichloroethane	ND	1.0	ug/L	0.15
1,2-Dichloroethene (total)	ND	1.0	ug/L	0.34
Chloroform	ND	1.0	ug/L	0.16
1,2-Dichloroethane	ND	1.0	ug/L	0.22
2-Butanone	ND	10	ug/L	0.57
1,1,1-Trichloroethane	ND	1.0	ug/L	0.22
Carbon tetrachloride	ND	1.0	ug/L	0.13
Bromodichloromethane	ND	1.0	ug/L	0.15
1,2-Dichloropropane	ND	1.0	ug/L	0.18
cis-1,3-Dichloropropene	ND	1.0	ug/L	0.14
Trichloroethene	ND	1.0	ug/L	0.17
Dibromochloromethane	ND	1.0	ug/L	0.18
1,1,2-Trichloroethane	ND	1.0	ug/L	0.27
Benzene	ND	1.0	ug/L	0.13
trans-1,3-Dichloropropene	ND	1.0	ug/L	0.19
Bromoform	ND	1.0	ug/L	0.64
4-Methyl-2-pentanone	ND	10	ug/L	0.32
2-Hexanone	ND	10	ug/L	0.41
Tetrachloroethene	ND	1.0	ug/L	0.29
1,1,2,2-Tetrachloroethane	ND	1.0	ug/L	0.18
Toluene	ND	1.0	ug/L	0.13
Chlorobenzene	ND	1.0	ug/L	0.15
Ethylbenzene	ND	1.0	ug/L	0.17

(Continued on next page)

Environmental Quality Mgt., Inc.

Client Sample ID: FWGLL4mw-199C-0493-GW

GC/MS Volatiles

Lot-Sample #...: A7G100102-009 Work Order #...: J2JMA1AA Matrix.....: WG

PARAMETER	RESULT	REPORTING LIMIT	UNITS	MDL
Styrene	ND	1.0	ug/L	0.11
Xylenes (total)	ND	2.0	ug/L	0.28

SURROGATE	PERCENT RECOVERY	RECOVERY LIMITS
Dibromofluoromethane	112	(50 - 150)
1,2-Dichloroethane-d4	90	(50 - 150)
Toluene-d8	94	(50 - 150)
4-Bromofluorobenzene	80	(50 - 150)

NOTE(S):

J Estimated result. Result is less than RL.

Environmental Quality Mgt., Inc.

Client Sample ID: FWGLL4mw-198C-0492-GW

GC/MS Volatiles

Lot-Sample #...: A7G100102-011 **Work Order #...:** J2JMD1AA **Matrix.....:** WG
Date Sampled...: 07/09/07 14:10 **Date Received..:** 07/10/07
Prep Date.....: 07/13/07 **Analysis Date..:** 07/13/07
Prep Batch #...: 7194300
Dilution Factor: 1 **Initial Wgt/Vol:** 5 mL **Final Wgt/Vol..:** 5 mL
Method.....: SW846 8260B

PARAMETER	RESULT	REPORTING LIMIT	UNITS	MDL
Bromochloromethane	ND	1.0	ug/L	0.29
1,2-Dibromoethane	ND	1.0	ug/L	0.24
o-Xylene	ND	1.0	ug/L	0.14
m-Xylene & p-Xylene	ND	2.0	ug/L	0.24
cis-1,2-Dichloroethene	ND	1.0	ug/L	0.17
trans-1,2-Dichloroethene	ND	1.0	ug/L	0.19
Chloromethane	ND	1.0	ug/L	0.30
Bromomethane	ND	1.0	ug/L	0.41
Vinyl chloride	ND	1.0	ug/L	0.22
Chloroethane	ND	1.0	ug/L	0.29
Methylene chloride	ND	2.0	ug/L	0.33
Acetone	ND	10	ug/L	1.1
Carbon disulfide	ND	1.0	ug/L	0.13
1,1-Dichloroethene	ND	1.0	ug/L	0.19
1,1-Dichloroethane	ND	1.0	ug/L	0.15
1,2-Dichloroethene (total)	ND	1.0	ug/L	0.34
Chloroform	ND	1.0	ug/L	0.16
1,2-Dichloroethane	ND	1.0	ug/L	0.22
2-Butanone	ND	10	ug/L	0.57
1,1,1-Trichloroethane	ND	1.0	ug/L	0.22
Carbon tetrachloride	ND	1.0	ug/L	0.13
Bromodichloromethane	ND	1.0	ug/L	0.15
1,2-Dichloropropane	ND	1.0	ug/L	0.18
cis-1,3-Dichloropropene	ND	1.0	ug/L	0.14
Trichloroethene	ND	1.0	ug/L	0.17
Dibromochloromethane	ND	1.0	ug/L	0.18
1,1,2-Trichloroethane	ND	1.0	ug/L	0.27
Benzene	ND	1.0	ug/L	0.13
trans-1,3-Dichloropropene	ND	1.0	ug/L	0.19
Bromoform	ND	1.0	ug/L	0.64
4-Methyl-2-pentanone	ND	10	ug/L	0.32
2-Hexanone	ND	10	ug/L	0.41
Tetrachloroethene	ND	1.0	ug/L	0.29
1,1,2,2-Tetrachloroethane	ND	1.0	ug/L	0.18
Toluene	ND	1.0	ug/L	0.13
Chlorobenzene	ND	1.0	ug/L	0.15
Ethylbenzene	ND	1.0	ug/L	0.17

(Continued on next page)

Environmental Quality Mgt., Inc.

Client Sample ID: FWGLL4mw-198C-0492-GW

GC/MS Volatiles

Lot-Sample #...: A7G100102-011 **Work Order #...:** J2JMD1AA **Matrix.....:** WG

PARAMETER	RESULT	REPORTING LIMIT	UNITS	MDL
Styrene	ND	1.0	ug/L	0.11
Xylenes (total)	ND	2.0	ug/L	0.28

SURROGATE	PERCENT RECOVERY	RECOVERY LIMITS
Dibromofluoromethane	109	(50 - 150)
1,2-Dichloroethane-d4	85	(50 - 150)
Toluene-d8	94	(50 - 150)
4-Bromofluorobenzene	83	(50 - 150)

Environmental Quality Mgt., Inc.

Client Sample ID: FWGLL2mw-263C-0489-GW

GC/MS Volatiles

Lot-Sample #...: A7G100102-013 Work Order #...: J2JMG1AA Matrix.....: WG
Date Sampled...: 07/09/07 15:50 Date Received..: 07/10/07
Prep Date.....: 07/13/07 Analysis Date..: 07/13/07
Prep Batch #...: 7194300
Dilution Factor: 1 Initial Wgt/Vol: 5 mL Final Wgt/Vol..: 5 mL
Method.....: SW846 8260B

PARAMETER	RESULT	REPORTING LIMIT	UNITS	MDL
Bromochloromethane	ND	1.0	ug/L	0.29
1,2-Dibromoethane	ND	1.0	ug/L	0.24
o-Xylene	ND	1.0	ug/L	0.14
m-Xylene & p-Xylene	ND	2.0	ug/L	0.24
cis-1,2-Dichloroethene	ND	1.0	ug/L	0.17
trans-1,2-Dichloroethene	ND	1.0	ug/L	0.19
Chloromethane	ND	1.0	ug/L	0.30
Bromomethane	ND	1.0	ug/L	0.41
Vinyl chloride	ND	1.0	ug/L	0.22
Chloroethane	ND	1.0	ug/L	0.29
Methylene chloride	ND	2.0	ug/L	0.33
Acetone	ND	10	ug/L	1.1
Carbon disulfide	ND	1.0	ug/L	0.13
1,1-Dichloroethene	ND	1.0	ug/L	0.19
1,1-Dichloroethane	ND	1.0	ug/L	0.15
1,2-Dichloroethene (total)	ND	1.0	ug/L	0.34
Chloroform	ND	1.0	ug/L	0.16
1,2-Dichloroethane	ND	1.0	ug/L	0.22
2-Butanone	ND	10	ug/L	0.57
1,1,1-Trichloroethane	ND	1.0	ug/L	0.22
Carbon tetrachloride	ND	1.0	ug/L	0.13
Bromodichloromethane	ND	1.0	ug/L	0.15
1,2-Dichloropropane	ND	1.0	ug/L	0.18
cis-1,3-Dichloropropene	ND	1.0	ug/L	0.14
Trichloroethene	ND	1.0	ug/L	0.17
Dibromochloromethane	ND	1.0	ug/L	0.18
1,1,2-Trichloroethane	ND	1.0	ug/L	0.27
Benzene	ND	1.0	ug/L	0.13
trans-1,3-Dichloropropene	ND	1.0	ug/L	0.19
Bromoform	ND	1.0	ug/L	0.64
4-Methyl-2-pentanone	ND	10	ug/L	0.32
2-Hexanone	ND	10	ug/L	0.41
Tetrachloroethene	ND	1.0	ug/L	0.29
1,1,2,2-Tetrachloroethane	ND	1.0	ug/L	0.18
Toluene	ND	1.0	ug/L	0.13
Chlorobenzene	ND	1.0	ug/L	0.15
Ethylbenzene	ND	1.0	ug/L	0.17

(Continued on next page)

Environmental Quality Mgt., Inc.

Client Sample ID: FWGLL2mw-263C-0489-GW

GC/MS Volatiles

Lot-Sample #...: A7G100102-013 Work Order #...: J2JMG1AA Matrix.....: WG

PARAMETER	RESULT	REPORTING LIMIT	UNITS	MDL
Styrene	ND	1.0	ug/L	0.11
Xylenes (total)	ND	2.0	ug/L	0.28

SURROGATE	PERCENT RECOVERY	RECOVERY LIMITS
Dibromofluoromethane	112	(50 - 150)
1,2-Dichloroethane-d4	90	(50 - 150)
Toluene-d8	93	(50 - 150)
4-Bromofluorobenzene	78	(50 - 150)

Environmental Quality Mgt., Inc.

Client Sample ID: FWGTeam2-Trip

GC/MS Volatiles

Lot-Sample #...: A7G100102-015 **Work Order #...:** J2JMJ1AA **Matrix.....:** WQ
Date Sampled...: 07/09/07 08:00 **Date Received..:** 07/10/07
Prep Date.....: 07/13/07 **Analysis Date..:** 07/13/07
Prep Batch #...: 7194300
Dilution Factor: 1 **Initial Wgt/Vol:** 5 mL **Final Wgt/Vol..:** 5 mL
Method.....: SW846 8260B

PARAMETER	RESULT	REPORTING LIMIT	UNITS	MDL
Bromochloromethane	ND	1.0	ug/L	0.29
1,2-Dibromoethane	ND	1.0	ug/L	0.24
o-Xylene	ND	1.0	ug/L	0.14
m-Xylene & p-Xylene	ND	2.0	ug/L	0.24
cis-1,2-Dichloroethene	ND	1.0	ug/L	0.17
trans-1,2-Dichloroethene	ND	1.0	ug/L	0.19
Chloromethane	ND	1.0	ug/L	0.30
Bromomethane	ND	1.0	ug/L	0.41
Vinyl chloride	ND	1.0	ug/L	0.22
Chloroethane	ND	1.0	ug/L	0.29
Methylene chloride	ND	2.0	ug/L	0.33
Acetone	ND	10	ug/L	1.1
Carbon disulfide	ND	1.0	ug/L	0.13
1,1-Dichloroethene	ND	1.0	ug/L	0.19
1,1-Dichloroethane	ND	1.0	ug/L	0.15
1,2-Dichloroethene (total)	ND	1.0	ug/L	0.34
Chloroform	ND	1.0	ug/L	0.16
1,2-Dichloroethane	ND	1.0	ug/L	0.22
2-Butanone	ND	10	ug/L	0.57
1,1,1-Trichloroethane	ND	1.0	ug/L	0.22
Carbon tetrachloride	ND	1.0	ug/L	0.13
Bromodichloromethane	ND	1.0	ug/L	0.15
1,2-Dichloropropane	ND	1.0	ug/L	0.18
cis-1,3-Dichloropropene	ND	1.0	ug/L	0.14
Trichloroethene	ND	1.0	ug/L	0.17
Dibromochloromethane	ND	1.0	ug/L	0.18
1,1,2-Trichloroethane	ND	1.0	ug/L	0.27
Benzene	ND	1.0	ug/L	0.13
trans-1,3-Dichloropropene	ND	1.0	ug/L	0.19
Bromoform	ND	1.0	ug/L	0.64
4-Methyl-2-pentanone	ND	10	ug/L	0.32
2-Hexanone	ND	10	ug/L	0.41
Tetrachloroethene	ND	1.0	ug/L	0.29
1,1,2,2-Tetrachloroethane	ND	1.0	ug/L	0.18
Toluene	ND	1.0	ug/L	0.13
Chlorobenzene	ND	1.0	ug/L	0.15
Ethylbenzene	ND	1.0	ug/L	0.17

(Continued on next page)

Environmental Quality Mgt., Inc.

Client Sample ID: FWGTeam2-Trip

GC/MS Volatiles

Lot-Sample #...: A7G100102-015 **Work Order #...:** J2JMJ1AA **Matrix.....:** WQ

PARAMETER	RESULT	REPORTING LIMIT	UNITS	MDL
Styrene	ND	1.0	ug/L	0.11
Xylenes (total)	ND	2.0	ug/L	0.28

SURROGATE	PERCENT RECOVERY	RECOVERY LIMITS
Dibromofluoromethane	109	(50 - 150)
1,2-Dichloroethane-d4	91	(50 - 150)
Toluene-d8	94	(50 - 150)
4-Bromofluorobenzene	82	(50 - 150)

Environmental Quality Mgt., Inc.

Client Sample ID: FWGLL1mw-083C-0486-GW

GC/MS Volatiles

Lot-Sample #...: A7G100102-016 **Work Order #...:** J2JMK1AA **Matrix.....:** WG
Date Sampled...: 07/09/07 14:10 **Date Received..:** 07/10/07
Prep Date.....: 07/13/07 **Analysis Date..:** 07/13/07
Prep Batch #...: 7194300
Dilution Factor: 1 **Initial Wgt/Vol:** 5 mL **Final Wgt/Vol..:** 5 mL
Method.....: SW846 8260B

PARAMETER	RESULT	REPORTING LIMIT	UNITS	MDL
Bromochloromethane	ND	1.0	ug/L	0.29
1,2-Dibromoethane	ND	1.0	ug/L	0.24
o-Xylene	ND	1.0	ug/L	0.14
m-Xylene & p-Xylene	ND	2.0	ug/L	0.24
cis-1,2-Dichloroethene	ND	1.0	ug/L	0.17
trans-1,2-Dichloroethene	ND	1.0	ug/L	0.19
Chloromethane	ND	1.0	ug/L	0.30
Bromomethane	ND	1.0	ug/L	0.41
Vinyl chloride	ND	1.0	ug/L	0.22
Chloroethane	ND	1.0	ug/L	0.29
Methylene chloride	ND	2.0	ug/L	0.33
Acetone	ND	10	ug/L	1.1
Carbon disulfide	ND	1.0	ug/L	0.13
1,1-Dichloroethene	ND	1.0	ug/L	0.19
1,1-Dichloroethane	ND	1.0	ug/L	0.15
1,2-Dichloroethene (total)	ND	1.0	ug/L	0.34
Chloroform	ND	1.0	ug/L	0.16
1,2-Dichloroethane	ND	1.0	ug/L	0.22
2-Butanone	ND	10	ug/L	0.57
1,1,1-Trichloroethane	ND	1.0	ug/L	0.22
Carbon tetrachloride	ND	1.0	ug/L	0.13
Bromodichloromethane	ND	1.0	ug/L	0.15
1,2-Dichloropropane	ND	1.0	ug/L	0.18
cis-1,3-Dichloropropene	ND	1.0	ug/L	0.14
Trichloroethene	ND	1.0	ug/L	0.17
Dibromochloromethane	ND	1.0	ug/L	0.18
1,1,2-Trichloroethane	ND	1.0	ug/L	0.27
Benzene	ND	1.0	ug/L	0.13
trans-1,3-Dichloropropene	ND	1.0	ug/L	0.19
Bromoform	ND	1.0	ug/L	0.64
4-Methyl-2-pentanone	ND	10	ug/L	0.32
2-Hexanone	ND	10	ug/L	0.41
Tetrachloroethene	ND	1.0	ug/L	0.29
1,1,2,2-Tetrachloroethane	ND	1.0	ug/L	0.18
Toluene	ND	1.0	ug/L	0.13
Chlorobenzene	ND	1.0	ug/L	0.15
Ethylbenzene	ND	1.0	ug/L	0.17

(Continued on next page)

Environmental Quality Mgt., Inc.

Client Sample ID: FWGLL1mw-083C-0486-GW

GC/MS Volatiles

Lot-Sample #...: A7G100102-016 **Work Order #...:** J2JMK1AA **Matrix.....:** WG

PARAMETER	RESULT	REPORTING LIMIT	UNITS	MDL
Styrene	ND	1.0	ug/L	0.11
Xylenes (total)	ND	2.0	ug/L	0.28

SURROGATE	PERCENT RECOVERY	RECOVERY LIMITS
Dibromofluoromethane	111	(50 - 150)
1,2-Dichloroethane-d4	91	(50 - 150)
Toluene-d8	92	(50 - 150)
4-Bromofluorobenzene	79	(50 - 150)

Environmental Quality Mgt., Inc.

Client Sample ID: FWGLL1mw-DUP3-0499-GW

GC/MS Volatiles

Lot-Sample #...: A7G100102-018 Work Order #...: J2JMM1AA Matrix.....: WG
Date Sampled...: 07/09/07 15:15 Date Received..: 07/10/07
Prep Date.....: 07/13/07 Analysis Date..: 07/13/07
Prep Batch #...: 7194300
Dilution Factor: 1 Initial Wgt/Vol: 5 mL Final Wgt/Vol..: 5 mL
Method.....: SW846 8260B

PARAMETER	RESULT	REPORTING LIMIT	UNITS	MDL
Bromochloromethane	ND	1.0	ug/L	0.29
1,2-Dibromoethane	ND	1.0	ug/L	0.24
o-Xylene	ND	1.0	ug/L	0.14
m-Xylene & p-Xylene	ND	2.0	ug/L	0.24
cis-1,2-Dichloroethene	ND	1.0	ug/L	0.17
trans-1,2-Dichloroethene	ND	1.0	ug/L	0.19
Chloromethane	ND	1.0	ug/L	0.30
Bromomethane	ND	1.0	ug/L	0.41
Vinyl chloride	ND	1.0	ug/L	0.22
Chloroethane	ND	1.0	ug/L	0.29
Methylene chloride	ND	2.0	ug/L	0.33
Acetone	ND	10	ug/L	1.1
Carbon disulfide	ND	1.0	ug/L	0.13
1,1-Dichloroethene	ND	1.0	ug/L	0.19
1,1-Dichloroethane	ND	1.0	ug/L	0.15
1,2-Dichloroethene (total)	ND	1.0	ug/L	0.34
Chloroform	ND	1.0	ug/L	0.16
1,2-Dichloroethane	ND	1.0	ug/L	0.22
2-Butanone	ND	10	ug/L	0.57
1,1,1-Trichloroethane	ND	1.0	ug/L	0.22
Carbon tetrachloride	ND	1.0	ug/L	0.13
Bromodichloromethane	ND	1.0	ug/L	0.15
1,2-Dichloropropane	ND	1.0	ug/L	0.18
cis-1,3-Dichloropropene	ND	1.0	ug/L	0.14
Trichloroethene	ND	1.0	ug/L	0.17
Dibromochloromethane	ND	1.0	ug/L	0.18
1,1,2-Trichloroethane	ND	1.0	ug/L	0.27
Benzene	ND	1.0	ug/L	0.13
trans-1,3-Dichloropropene	ND	1.0	ug/L	0.19
Bromoform	ND	1.0	ug/L	0.64
4-Methyl-2-pentanone	ND	10	ug/L	0.32
2-Hexanone	ND	10	ug/L	0.41
Tetrachloroethene	ND	1.0	ug/L	0.29
1,1,2,2-Tetrachloroethane	ND	1.0	ug/L	0.18
Toluene	ND	1.0	ug/L	0.13
Chlorobenzene	ND	1.0	ug/L	0.15
Ethylbenzene	ND	1.0	ug/L	0.17

(Continued on next page)

Environmental Quality Mgt., Inc.

Client Sample ID: FWGLL1mw-DUP3-0499-GW

GC/MS Volatiles

Lot-Sample #...: A7G100102-018 Work Order #...: J2JMM1AA Matrix.....: WG

PARAMETER	RESULT	REPORTING LIMIT	UNITS	MDL
Styrene	ND	1.0	ug/L	0.11
Xylenes (total)	ND	2.0	ug/L	0.28

SURROGATE	PERCENT RECOVERY	RECOVERY LIMITS
Dibromofluoromethane	113	(50 - 150)
1,2-Dichloroethane-d4	92	(50 - 150)
Toluene-d8	93	(50 - 150)
4-Bromofluorobenzene	80	(50 - 150)

Environmental Quality Mgt., Inc.

Client Sample ID: FWGLL1mw-078C-0484-GW

GC/MS Volatiles

Lot-Sample #...: A7G100102-020 **Work Order #...:** J2JMQ1AA **Matrix.....:** WG
Date Sampled...: 07/09/07 16:55 **Date Received..:** 07/10/07
Prep Date.....: 07/13/07 **Analysis Date..:** 07/13/07
Prep Batch #...: 7194300
Dilution Factor: 1 **Initial Wgt/Vol:** 5 mL **Final Wgt/Vol..:** 5 mL
Method.....: SW846 8260B

PARAMETER	RESULT	REPORTING LIMIT	UNITS	MDL
Bromochloromethane	ND	1.0	ug/L	0.29
1,2-Dibromoethane	ND	1.0	ug/L	0.24
o-Xylene	ND	1.0	ug/L	0.14
m-Xylene & p-Xylene	ND	2.0	ug/L	0.24
cis-1,2-Dichloroethene	ND	1.0	ug/L	0.17
trans-1,2-Dichloroethene	ND	1.0	ug/L	0.19
Chloromethane	ND	1.0	ug/L	0.30
Bromomethane	ND	1.0	ug/L	0.41
Vinyl chloride	ND	1.0	ug/L	0.22
Chloroethane	ND	1.0	ug/L	0.29
Methylene chloride	ND	2.0	ug/L	0.33
Acetone	ND	10	ug/L	1.1
Carbon disulfide	ND	1.0	ug/L	0.13
1,1-Dichloroethene	ND	1.0	ug/L	0.19
1,1-Dichloroethane	ND	1.0	ug/L	0.15
1,2-Dichloroethene (total)	ND	1.0	ug/L	0.34
Chloroform	ND	1.0	ug/L	0.16
1,2-Dichloroethane	ND	1.0	ug/L	0.22
2-Butanone	ND	10	ug/L	0.57
1,1,1-Trichloroethane	ND	1.0	ug/L	0.22
Carbon tetrachloride	ND	1.0	ug/L	0.13
Bromodichloromethane	ND	1.0	ug/L	0.15
1,2-Dichloropropane	ND	1.0	ug/L	0.18
cis-1,3-Dichloropropene	ND	1.0	ug/L	0.14
Trichloroethene	ND	1.0	ug/L	0.17
Dibromochloromethane	ND	1.0	ug/L	0.18
1,1,2-Trichloroethane	ND	1.0	ug/L	0.27
Benzene	ND	1.0	ug/L	0.13
trans-1,3-Dichloropropene	ND	1.0	ug/L	0.19
Bromoform	ND	1.0	ug/L	0.64
4-Methyl-2-pentanone	ND	10	ug/L	0.32
2-Hexanone	ND	10	ug/L	0.41
Tetrachloroethene	ND	1.0	ug/L	0.29
1,1,2,2-Tetrachloroethane	ND	1.0	ug/L	0.18
Toluene	ND	1.0	ug/L	0.13
Chlorobenzene	ND	1.0	ug/L	0.15
Ethylbenzene	ND	1.0	ug/L	0.17

(Continued on next page)

Environmental Quality Mgt., Inc.

Client Sample ID: FWGLL1mw-078C-0484-GW

GC/MS Volatiles

Lot-Sample #...: A7G100102-020 **Work Order #...:** J2JMQ1AA **Matrix.....:** WG

PARAMETER	RESULT	REPORTING LIMIT	UNITS	MDL
Styrene	ND	1.0	ug/L	0.11
Xylenes (total)	ND	2.0	ug/L	0.28

SURROGATE	PERCENT RECOVERY	RECOVERY LIMITS
Dibromofluoromethane	111	(50 - 150)
1,2-Dichloroethane-d4	91	(50 - 150)
Toluene-d8	93	(50 - 150)
4-Bromofluorobenzene	82	(50 - 150)

Environmental Quality Mgt., Inc.

Client Sample ID: FWGTeam3-Trip

GC/MS Volatiles

Lot-Sample #...: A7G100102-022 **Work Order #...:** J2JMT1AA **Matrix.....:** WQ
Date Sampled...: 07/09/07 08:00 **Date Received..:** 07/10/07
Prep Date.....: 07/13/07 **Analysis Date..:** 07/13/07
Prep Batch #...: 7194300
Dilution Factor: 1 **Initial Wgt/Vol:** 5 mL **Final Wgt/Vol..:** 5 mL
Method.....: SW846 8260B

PARAMETER	RESULT	REPORTING LIMIT	UNITS	MDL
Bromochloromethane	ND	1.0	ug/L	0.29
1,2-Dibromoethane	ND	1.0	ug/L	0.24
o-Xylene	ND	1.0	ug/L	0.14
m-Xylene & p-Xylene	ND	2.0	ug/L	0.24
cis-1,2-Dichloroethene	ND	1.0	ug/L	0.17
trans-1,2-Dichloroethene	ND	1.0	ug/L	0.19
Chloromethane	ND	1.0	ug/L	0.30
Bromomethane	ND	1.0	ug/L	0.41
Vinyl chloride	ND	1.0	ug/L	0.22
Chloroethane	ND	1.0	ug/L	0.29
Methylene chloride	ND	2.0	ug/L	0.33
Acetone	ND	10	ug/L	1.1
Carbon disulfide	ND	1.0	ug/L	0.13
1,1-Dichloroethene	ND	1.0	ug/L	0.19
1,1-Dichloroethane	ND	1.0	ug/L	0.15
1,2-Dichloroethene (total)	ND	1.0	ug/L	0.34
Chloroform	ND	1.0	ug/L	0.16
1,2-Dichloroethane	ND	1.0	ug/L	0.22
2-Butanone	ND	10	ug/L	0.57
1,1,1-Trichloroethane	ND	1.0	ug/L	0.22
Carbon tetrachloride	ND	1.0	ug/L	0.13
Bromodichloromethane	ND	1.0	ug/L	0.15
1,2-Dichloropropane	ND	1.0	ug/L	0.18
cis-1,3-Dichloropropene	ND	1.0	ug/L	0.14
Trichloroethene	ND	1.0	ug/L	0.17
Dibromochloromethane	ND	1.0	ug/L	0.18
1,1,2-Trichloroethane	ND	1.0	ug/L	0.27
Benzene	ND	1.0	ug/L	0.13
trans-1,3-Dichloropropene	ND	1.0	ug/L	0.19
Bromoform	ND	1.0	ug/L	0.64
4-Methyl-2-pentanone	ND	10	ug/L	0.32
2-Hexanone	ND	10	ug/L	0.41
Tetrachloroethene	ND	1.0	ug/L	0.29
1,1,2,2-Tetrachloroethane	ND	1.0	ug/L	0.18
Toluene	ND	1.0	ug/L	0.13
Chlorobenzene	ND	1.0	ug/L	0.15
Ethylbenzene	ND	1.0	ug/L	0.17

(Continued on next page)

Environmental Quality Mgt., Inc.

Client Sample ID: FWGTeam3-Trip

GC/MS Volatiles

Lot-Sample #...: A7G100102-022 **Work Order #...:** J2JMT1AA **Matrix.....:** WQ

PARAMETER	RESULT	REPORTING LIMIT	UNITS	MDL
Styrene	ND	1.0	ug/L	0.11
Xylenes (total)	ND	2.0	ug/L	0.28

SURROGATE	PERCENT RECOVERY	RECOVERY LIMITS
Dibromofluoromethane	112	(50 - 150)
1,2-Dichloroethane-d4	87	(50 - 150)
Toluene-d8	92	(50 - 150)
4-Bromofluorobenzene	82	(50 - 150)

Data File: \\cansvr11\dd\chem\MSV\a3ux11.i\J70620A-IC.b\UXJ3845.D
Report Date: 21-Jun-2007 09:14

STL North Canton

RECOVERY REPORT

Client Name:
Sample Matrix: LIQUID
Lab Smp Id: ICV
Level: LOW
Data Type: MS DATA
SpikeList File: DOD-ck.spk
Sublist File: 4-8260+IX.sub

Client SDG: SDGa01304
Fraction: VOA

Operator: 43582
SampleType: METHSPIKE
Quant Type: ISTD

Method File: \\cansvr11\dd\chem\MSV\a3ux11.i\J70620A-IC.b\8260LLUX11.m
Misc Info: J70620A-IC,8260LLUX11,,43582,3

		SPIKE COMPOUND	CONC ADDED ug/L	CONC RECOVERED ug/L	% RECOVERED	LIMITS
	17	1,1-Dichloroethene	10.000	9.478	94.78	45-155
	42	Trichloroethene	10.000	9.673	96.73	45-155
	59	Chlorobenzene	10.000	9.674	96.74	45-155
	50	Toluene	10.000	9.634	96.34	45-155
	41	Benzene	10.000	9.448	94.48	45-155
	16	Acetone	10.000	9.317	93.17	45-155
	20	Carbon Disulfide	10.000	9.385	93.85	45-155
	9	Chloromethane	10.000	9.074	90.74	45-155
	11	Bromomethane	10.000	7.934	79.34	45-155
	10	Vinyl Chloride	10.000	9.227	92.27	45-155
	12	Chloroethane	10.000	9.479	94.79	45-155
	21	Methylene Chloride	10.000	9.699	96.99	45-155
	28	1,1-Dichloroethane	10.000	9.885	98.85	45-155
M	31	1,2-Dichloroethene	20.000	19.116	95.58	45-155
	35	Chloroform	10.000	9.546	95.46	45-155
	40	1,2-Dichloroethane	10.000	9.803	98.03	45-155
	30	2-Butanone	10.000	9.536	95.36	45-155
	37	1,1,1-Trichloroeth	10.000	9.581	95.81	45-155
	39	Carbon Tetrachlori	10.000	9.403	94.03	45-155
	46	Bromodichlorometha	10.000	9.660	96.60	45-155
	43	1,2-Dichloropropan	10.000	9.721	97.21	45-155
	48	cis-1,3-Dichloropr	10.000	9.658	96.58	45-155
	54	1,3-Dichloropropan	10.000	9.663	96.63	45-155
	57	Dibromochlorometha	10.000	9.730	97.30	45-155
	53	1,1,2-Trichloroeth	10.000	9.646	96.46	45-155
	51	trans-1,3-Dichloro	10.000	9.680	96.81	45-155
	66	Bromoform	10.000	9.705	97.05	45-155
	49	4-Methyl-2-pentano	10.000	9.754	97.54	45-155
	56	2-Hexanone	10.000	9.667	96.67	45-155
	55	Tetrachloroethene	10.000	9.565	95.65	45-155
	68	1,1,2,2-Tetrachlor	10.000	9.815	98.15	45-155
	61	Ethylbenzene	10.000	9.723	97.23	45-155
	65	Styrene	10.000	9.733	97.33	45-155
M	63	Xylenes (total)	30.000	29.313	97.71	45-155
	32	cis-1,2-dichloroet	10.000	9.591	95.91	45-155
	25	trans-1,2-Dichloro	10.000	9.524	95.24	45-155
	8	Dichlorodifluorome	10.000	9.439	94.39	45-155
	13	Trichlorofluoromet	10.000	9.605	96.05	45-155
	70	1,2,3-Trichloropro	10.000	10.463	104.63	45-155
	18	Freon-113	10.000	11.136	111.37	45-155

Data File: \\cansvr11\dd\chem\MSV\a3ux11.i\J70713A.b\UXJ4671.D
Report Date: 13-Jul-2007 10:20

STL North Canton

CONTINUING CALIBRATION COMPOUNDS

Instrument ID: a3ux11.i Injection Date: 13-JUL-2007 09:39
Lab File ID: UXJ4671.D Init. Cal. Date(s): 04-APR-2007 20-JUN-2007
Analysis Type: WATER Init. Cal. Times: 11:08 10:46
Lab Sample ID: 50NG-CC Quant Type: ISTD
Method: \\cansvr11\dd\chem\MSV\a3ux11.i\J70713A.b\8260LLUX11.m

COMPOUND	RRF / AMOUNT	RF50	CCAL RRF50	MIN RRF	%D / %DRIFT	MAX %D / %DRIFT	CURVE TYPE	
$ 4 Dibromofluoromethane	0.20414	0.22307	0.22307	0.010	-9.27109	50.00000	Averaged	
$ 5 1,2-Dichloroethane-d4	0.28725	0.26195	0.26195	0.010	8.80549	50.00000	Averaged	
$ 6 Toluene-d8	1.06005	1.04116	1.04116	0.010	1.78153	50.00000	Averaged	
$ 7 Bromofluorobenzene	0.45394	0.41056	0.41056	0.010	9.55667	50.00000	Averaged	
8 Dichlorodifluoromethane	0.25567	0.15383	0.15383	0.010	39.83430	50.00000	Averaged	
9 Chloromethane	0.35343	0.25365	0.25365	0.100	28.23193	50.00000	Averaged	lw
10 Vinyl Chloride	0.30829	0.25270	0.25270	0.010	18.03239	20.00000	Averaged	
11 Bromomethane	0.16098	0.14322	0.14322	0.010	11.03178	50.00000	Averaged	
12 Chloroethane	0.20186	0.19495	0.19495	0.010	3.42291	50.00000	Averaged	
13 Trichlorofluoromethane	0.30220	0.32770	0.32770	0.010	-8.44114	50.00000	Averaged	
15 Acrolein	0.03973	0.02710	0.02710	0.010	31.78612	50.00000	Averaged	
16 Acetone	100	66.53189	0.05899	0.010	33.46811	0.000e+000	Wt Linear	lw
17 1,1-Dichloroethene	0.24491	0.24032	0.24032	0.010	1.87670	20.00000	Averaged	
18 Freon-113	0.17715	0.20055	0.20055	0.010	-13.21329	50.00000	Averaged	
19 Iodomethane	0.34580	0.37877	0.37877	0.010	-9.53345	50.00000	Averaged	
20 Carbon Disulfide	0.82558	0.81202	0.81202	0.010	1.64278	50.00000	Averaged	
21 Methylene Chloride	50.00000	50.45989	0.28469	0.010	-0.91979	0.000e+000	Wt Linear	
22 Acetonitrile	500	403	0.02859	0.010	19.34520	0.000e+000	Wt Linear	
23 Acrylonitrile	0.08749	0.07440	0.07440	0.010	14.96321	50.00000	Averaged	
24 Methyl tert-butyl ether	0.66201	0.54853	0.54853	0.010	17.14146	50.00000	Averaged	
25 trans-1,2-Dichloroethene	0.23851	0.23900	0.23900	0.010	-0.20455	50.00000	Averaged	
26 Hexane	0.05377	0.04934	0.04934	0.010	8.23738	20.00000	Averaged	
27 Vinyl acetate	0.45483	0.29167	0.29167	0.010	35.87435	50.00000	Averaged	
28 1,1-Dichloroethane	0.41523	0.36026	0.36026	0.100	13.23806	50.00000	Averaged	
29 tert-Butyl Alcohol	0.01879	0.01481	0.01481	0.010	21.17656	50.00000	Averaged	
30 2-Butanone	0.11711	0.07944	0.07944	0.010	32.16583	50.00000	Averaged	lw
M 31 1,2-Dichloroethene (total)	0.24394	0.23417	0.23417	0.010	4.00698	50.00000	Averaged	
32 cis-1,2-dichloroethene	0.24937	0.22934	0.22934	0.010	8.03410	50.00000	Averaged	
33 2,2-Dichloropropane	0.23839	0.17287	0.17287	0.010	27.48191	50.00000	Averaged	
34 Bromochloromethane	0.12548	0.12717	0.12717	0.010	-1.34368	50.00000	Averaged	
35 Chloroform	0.40356	0.38069	0.38069	0.010	5.66759	20.00000	Averaged	
36 Tetrahydrofuran	0.07686	0.05161	0.05161	0.010	32.85050	50.00000	Averaged	
37 1,1,1-Trichloroethane	0.30808	0.28699	0.28699	0.010	6.84570	50.00000	Averaged	
38 1,1-Dichloropropene	0.32134	0.29152	0.29152	0.010	9.27737	50.00000	Averaged	
39 Carbon Tetrachloride	0.23398	0.26428	0.26428	0.010	-12.94958	50.00000	Averaged	
40 1,2-Dichloroethane	0.34117	0.30318	0.30318	0.010	11.13453	50.00000	Averaged	
41 Benzene	0.98032	0.90356	0.90356	0.010	7.82964	50.00000	Averaged	
42 Trichloroethene	0.25690	0.25561	0.25561	0.010	0.50246	50.00000	Averaged	
43 1,2-Dichloropropane	0.24388	0.21551	0.21551	0.010	11.63358	20.00000	Averaged	
44 1,4-Dioxane	0.00256	0.00199	0.00199	0.010	22.44137	50.00000	Averaged	<-
45 Dibromomethane	0.14008	0.13431	0.13431	0.010	4.11968	50.00000	Averaged	
46 Bromodichloromethane	0.28991	0.29003	0.29003	0.010	-0.04298	50.00000	Averaged	
47 2-Chloroethyl vinyl ether	0.15391	0.12402	0.12402	0.010	19.41864	50.00000	Averaged	

Data File: \\cansvr11\dd\chem\MSV\a3ux11.i\J70713A.b\UXJ4671.D
Report Date: 13-Jul-2007 10:20

STL North Canton

CONTINUING CALIBRATION COMPOUNDS

Instrument ID: a3ux11.i Injection Date: 13-JUL-2007 09:39
Lab File ID: UXJ4671.D Init. Cal. Date(s): 04-APR-2007 20-JUN-2007
Analysis Type: WATER Init. Cal. Times: 11:08 10:46
Lab Sample ID: 50NG-CC Quant Type: ISTD
Method: \\cansvr11\dd\chem\MSV\a3ux11.i\J70713A.b\8260LLUX11.m

COMPOUND	RRF / AMOUNT	RF50	CCAL RRF50	MIN RRF	%D / %DRIFT	MAX %D / %DRIFT	CURVE TYPE
48 cis-1,3-Dichloropropene	0.37182	0.34371	0.34371	0.010	7.56100	50.00000	Averaged
49 4-Methyl-2-pentanone	0.22704	0.16970	0.16970	0.010	25.25600	50.00000	Averaged
50 Toluene	1.32045	1.18917	1.18917	0.010	9.94222	20.00000	Averaged
51 trans-1,3-Dichloropropene	0.41792	0.34395	0.34395	0.010	17.69868	50.00000	Averaged
52 Ethyl Methacrylate	0.36122	0.28957	0.28957	0.010	19.83566	50.00000	Averaged
53 1,1,2-Trichloroethane	0.25702	0.22847	0.22847	0.010	11.10731	50.00000	Averaged
54 1,3-Dichloropropane	0.47911	0.41169	0.41169	0.010	14.07046	50.00000	Averaged
55 Tetrachloroethene	0.27662	0.26609	0.26609	0.010	3.80968	50.00000	Averaged
56 2-Hexanone	0.19968	0.14310	0.14310	0.010	28.33594	50.00000	Averaged
57 Dibromochloromethane	0.24745	0.28693	0.28693	0.010	-15.95386	50.00000	Averaged
58 1,2-Dibromoethane	0.26477	0.24064	0.24064	0.010	9.11459	50.00000	Averaged
59 Chlorobenzene	0.86543	0.83654	0.83654	0.300	3.33881	50.00000	Averaged
60 1,1,1,2-Tetrachloroethane	0.26219	0.29339	0.29339	0.010	-11.89978	50.00000	Averaged
61 Ethylbenzene	0.46822	0.43828	0.43828	0.010	6.39483	20.00000	Averaged
62 m + p-Xylene	0.58250	0.54929	0.54929	0.010	5.70142	50.00000	Averaged
M 63 Xylenes (total)	0.57740	0.54658	0.54658	0.010	5.33709	50.00000	Averaged
64 Xylene-o	0.56720	0.54117	0.54117	0.010	4.58873	50.00000	Averaged
65 Styrene	0.99801	0.95218	0.95218	0.010	4.59136	50.00000	Averaged
66 Bromoform	0.15436	0.21764	0.21764	0.100	-40.99819	50.00000	Averaged
67 Isopropylbenzene	1.34606	1.27841	1.27841	0.010	5.02566	50.00000	Averaged
68 1,1,2,2-Tetrachloroethane	0.52139	0.45259	0.45259	0.300	13.19573	50.00000	Averaged
69 1,4-Dichloro-2-butene	0.15136	0.12987	0.12987	0.010	14.19907	50.00000	Averaged
70 1,2,3-Trichloropropane	0.16457	0.13201	0.13201	0.010	19.78207	50.00000	Averaged
71 Bromobenzene	0.60952	0.58741	0.58741	0.010	3.62710	50.00000	Averaged
72 n-Propylbenzene	0.61531	0.58870	0.58870	0.010	4.32497	50.00000	Averaged
73 2-Chlorotoluene	0.54859	0.52498	0.52498	0.010	4.30274	50.00000	Averaged
74 1,3,5-Trimethylbenzene	1.92512	1.71055	1.71055	0.010	11.14577	50.00000	Averaged
75 4-Chlorotoluene	0.58530	0.55846	0.55846	0.010	4.58663	50.00000	Averaged
76 tert-Butylbenzene	1.72908	1.54924	1.54924	0.010	10.40114	50.00000	Averaged
77 1,2,4-Trimethylbenzene	2.06066	1.84155	1.84155	0.010	10.63308	50.00000	Averaged
78 sec-Butylbenzene	2.35319	2.11666	2.11666	0.010	10.05107	50.00000	Averaged
79 4-Isopropyltoluene	2.09088	1.89445	1.89445	0.010	9.39425	50.00000	Averaged
80 1,3-Dichlorobenzene	1.28119	1.20671	1.20671	0.010	5.81330	50.00000	Averaged
81 1,4-Dichlorobenzene	1.35589	1.26852	1.26852	0.010	6.44431	50.00000	Averaged
82 n-Butylbenzene	1.89319	1.61061	1.61061	0.010	14.92604	50.00000	Averaged
83 1,2-Dichlorobenzene	1.28835	1.15760	1.15760	0.010	10.14903	50.00000	Averaged
84 1,2-Dibromo-3-chloropropane	0.11331	0.09522	0.09522	0.010	15.96136	50.00000	Averaged
85 1,2,4-Trichlorobenzene	0.91855	0.76151	0.76151	0.010	17.09609	50.00000	Averaged
86 Hexachlorobutadiene	0.41478	0.34225	0.34225	0.010	17.48465	50.00000	Averaged
87 Naphthalene	1.99688	1.40699	1.40699	0.010	29.54071	50.00000	Averaged
88 1,2,3-Trichlorobenzene	0.82020	0.66164	0.66164	0.010	19.33213	50.00000	Averaged
98 Cyclohexane	0.46059	0.35592	0.35592	0.010	22.72613	50.00000	Averaged
143 Methyl Acetate	100	85.68772	0.16778	0.010	14.31228	0.000e+000	Wt Linear

Data File: \\cansvr11\dd\chem\MSV\a3ux11.i\J70713A.b\UXJ4671.D
Report Date: 13-Jul-2007 10:20

STL North Canton

CONTINUING CALIBRATION COMPOUNDS

Instrument ID: a3ux11.i Injection Date: 13-JUL-2007 09:39
Lab File ID: UXJ4671.D Init. Cal. Date(s): 04-APR-2007 20-JUN-2007
Analysis Type: WATER Init. Cal. Times: 11:08 10:46
Lab Sample ID: 50NG-CC Quant Type: ISTD
Method: \\cansvr11\dd\chem\MSV\a3ux11.i\J70713A.b\8260LLUX11.m

COMPOUND	RRF / AMOUNT	RF50	CCAL RRF50	MIN RRF	%D / %DRIFT	MAX %D / %DRIFT	CURVE TYPE
144 Methylcyclohexane	0.40030	0.34575	0.34575	0.010	13.62740	50.00000	Averaged
141 1,3,5-Trichlorobenzene	0.98868	0.83924	0.83924	0.010	15.11484	50.00000	Averaged
150 Vinyl Acetate-86	0.04144	0.03308	0.03308	0.010	20.17495	50.00000	Averaged

Data File: \\cansvr11\dd\chem\MSV\a3ux11.i\J70713A.b/UXJ4676.D\dd\chem
Report Date: 07/13/2007

CONTINUING CALIBRATION COMPOUNDS
PERCENT DRIFT REPORT

Instrument ID: a3ux11.i
Lab File ID: UXJ4676.D
Analysis Type: WATER

Injection Date: 13-JUL-2007 11:36
Lab Sample ID: QCMRL
Method File: \\cansvr11\dd\chem\MSV\a3ux11.i\J70713A

QCMRL
Opener

	COMPOUND	EXPECTED CONC.	MEASURED CONC.	%D	MAX %D	
0	Fluorobenzene	50.0000	50.0000	0.0	50.0	
0	Chlorobenzene-d5	50.0000	50.0000	0.0	50.0	
0	1,4-Dichlorobenzene-d4	50.0000	50.0000	0.0	50.0	
0	1,3,5-Trichlorobenzene	5.0000	4.9590	0.8	50.0	
0	Methylcyclohexane	5.0000	4.5549	8.9	50.0	
0	Methyl Acetate	10.0000	5.5922	44.1	50.0	NL
0	Cyclohexane	5.0000	3.6556	26.9	50.0	NL
0	Dichlorodifluoromethane	5.0000	5.0440	0.9	50.0	
0	Chloromethane	5.0000	4.7958	4.1	50.0	
0	Vinyl Chloride	5.0000	5.1247	2.5	20.0	
0	Bromomethane	5.0000	6.6131	32.3	50.0	132%
0	Chloroethane	5.0000	5.5275	10.6	50.0	
0	Trichlorofluoromethane	5.0000	5.0664	1.3	50.0	
0	Acrolein	50.0000	35.8843	28.2	50.0	NL
0	Acetone	10.0000	4.9679	50.3	50.0	<- - 24617
0	1,1-Dichloroethene	5.0000	6.0714	21.4	20.0	<-
0	Freon-113	5.0000	3.1981	36.0	50.0	NL
0	Iodomethane	5.0000	6.6799	33.6	50.0	NL
0	Carbon Disulfide	5.0000	5.4816	9.6	50.0	
0	Methylene Chloride	5.0000	6.5202	30.4	50.0	130%
0	Acetonitrile	50.0000	24.6221	50.8	50.0	<-
0	Acrylonitrile	50.0000	44.7130	10.6	50.0	
0	Methyl tert-butyl ether	5.0000	4.3651	12.7	50.0	
0	trans-1,2-Dichloroethene	5.0000	5.2825	5.6	50.0	
0	Hexane	5.0000	4.2421	15.2	20.0	
0	1,2,3-Trichlorobenzene	5.0000	5.1981	4.0	50.0	
0	1,1-Dichloroethane	5.0000	4.8031	3.9	50.0	
0	tert-Butyl Alcohol	100.0000	87.6904	12.3	50.0	
0	2-Butanone	10.0000	8.1905	18.1	50.0	
0	1,2-Dichloroethene (total)	10.0000	10.3179	3.2	50.0	
0	cis-1,2-dichloroethene	5.0000	5.0354	0.7	50.0	
0	2,2-Dichloropropane	5.0000	4.2668	14.7	50.0	
0	Bromochloromethane	5.0000	5.5115	10.2	50.0	
0	Chloroform	5.0000	5.4490	9.0	20.0	
0	Tetrahydrofuran	5.0000	3.2857	34.3	50.0	NL
0	1,1,1-Trichloroethane	5.0000	5.0540	1.1	50.0	
0	1,1-Dichloropropene	5.0000	4.9599	0.8	50.0	
0	Carbon Tetrachloride	5.0000	5.8864	17.7	50.0	
0	1,2-Dichloroethane	5.0000	5.4360	8.7	50.0	

[redacted] [redacted]

Data File: \\cansvr11\dd\chem\MSV\a3ux11.i\J70713A-b\UXJ4676.D
Report Date: 07/13/2007

CONTINUING CALIBRATION COMPOUNDS
PERCENT DRIFT REPORT

Instrument ID: a3ux11.i
Lab File ID: UXJ4676.D
Analysis Type: WATER

Injection Date: 13-JUL-2007 11:36
Lab Sample ID: QCMRL
Method File: \\cansvr11\dd\chem\MSV\a3ux11.i\

	COMPOUND	EXPECTED CONC.	MEASURED CONC.	%D	MAX %D	
0	Benzene	5.0000	5.3715	7.4	50.0	
0	Trichloroethene	5.0000	5.7566	15.1	50.0	
0	1,2-Dichloropropane	5.0000	4.9628	0.7	20.0	
0	Naphthalene	5.0000	3.9765	20.5	50.0	
0	Dibromomethane	5.0000	5.1844	3.7	50.0	
0	Bromodichloromethane	5.0000	5.5504	11.0	50.0	
0	2-Chloroethyl vinyl ether	10.0000	7.9712	20.3	50.0	
0	cis-1,3-Dichloropropene	5.0000	4.6799	6.4	50.0	
0	4-Methyl-2-pentanone	10.0000	7.2575	27.4	50.0	
0	Toluene	5.0000	4.9562	0.9	20.0	
0	trans-1,3-Dichloropropene	5.0000	4.2441	15.1	50.0	
0	Ethyl Methacrylate	5.0000	3.8646	22.7	50.0	
0	1,1,2-Trichloroethane	5.0000	4.6985	6.0	50.0	
0	1,3-Dichloropropane	5.0000	4.5272	9.5	50.0	
0	Tetrachloroethene	5.0000	5.2931	5.9	50.0	
0	2-Hexanone	10.0000	6.8365	31.6	50.0	- ? 68.4
0	Dibromochloromethane	5.0000	6.2795	25.6	50.0	
0	1,2-Dibromoethane	5.0000	4.9088	1.8	50.0	
0	Chlorobenzene	5.0000	5.2214	4.4	50.0	
0	1,1,1,2-Tetrachloroethane	5.0000	5.4557	9.1	50.0	
0	Ethylbenzene	5.0000	4.8130	3.7	20.0	
0	m + p-Xylene	10.0000	9.6848	3.2	50.0	
0	Xylenes (total)	15.0000	14.3482	4.3	50.0	
0	Xylene-o	5.0000	4.6634	6.7	50.0	
0	Styrene	5.0000	4.4850	10.3	50.0	
0	Bromoform	5.0000	8.1810	63.6	50.0	<- 163.6
0	Isopropylbenzene	5.0000	4.5167	9.7	50.0	
0	1,1,2,2-Tetrachloroethane	5.0000	5.1487	3.0	50.0	
0	1,4-Dichloro-2-butene	5.0000	3.6771	26.5	50.0	
0	1,2,3-Trichloropropane	5.0000	5.1929	3.9	50.0	
0	Bromobenzene	5.0000	5.6854	13.7	50.0	
0	n-Propylbenzene	5.0000	5.1082	2.2	50.0	
0	2-Chlorotoluene	5.0000	5.5336	10.7	50.0	
0	1,3,5-Trimethylbenzene	5.0000	4.6085	7.8	50.0	
0	4-Chlorotoluene	5.0000	5.4314	8.6	50.0	
0	tert-Butylbenzene	5.0000	4.7797	4.4	50.0	
0	1,2,4-Trimethylbenzene	5.0000	4.5235	9.5	50.0	
0	sec-Butylbenzene	5.0000	4.5714	8.6	50.0	
0	4-Isopropyltoluene	5.0000	4.7001	6.0	50.0	

Data File: \\cansvr11\dd\chem\MSV\a3ux11.i\J70713A.b/UXJ4676.D
Report Date: 07/13/2007

CONTINUING CALIBRATION COMPOUNDS
PERCENT DRIFT REPORT

Instrument ID: a3ux11.i
Injection Date: 13-JUL-2007 11:36
Lab File ID: UXJ4676.D
Lab Sample ID: QCMRL
Analysis Type: WATER
Method File: \\cansvr11\dd\chem\MSV\a3ux11.i\

	COMPOUND	EXPECTED CONC.	MEASURED CONC.	%D	MAX %D	
0	1,3-Dichlorobenzene	5.0000	5.5399	10.8	50.0	
0	1,4-Dichlorobenzene	5.0000	5.6755	13.5	50.0	
0	n-Butylbenzene	5.0000	4.3891	12.2	50.0	
0	1,2-Dichlorobenzene	5.0000	5.2806	5.6	50.0	
0	1,2-Dibromo-3-chloropropane	5.0000	5.2459	4.9	50.0	
0	1,2,4-Trichlorobenzene	5.0000	5.0206	0.4	50.0	
0	Hexachlorobutadiene	5.0000	5.0885	1.8	50.0	
42	Vinyl acetate	5.0000	3.1292	37.4	50.0	
59	1,4-Dioxane	250.0000	169.7330	32.1	50.0	
150	Vinyl Acetate-86	5.0000	3.1363	37.3	50.0	
0	1,2-Dichloroethane-d4	5.0000	44.1394	782.8	50.0	<-
0	Dibromofluoromethane	5.0000	53.1398	962.8	50.0	<-
0	Toluene-d8	5.0000	47.3905	847.8	50.0	<-
0	Bromofluorobenzene	5.0000	43.1411	762.8	50.0	<-

Data File: \\cansvr11\dd\chem\MSV\a3ux11.i\J70713A.b/UXJ4700.D
Report Date: 07/16/2007

CONTINUING CALIBRATION COMPOUNDS
PERCENT DRIFT REPORT

Instrument ID: a3ux11.i
Lab File ID: UXJ4700.D
Analysis Type: WATER

Injection Date: 13-JUL-2007 21:08
Lab Sample ID: QCMRL
Method File: \\cansvr11\dd\chem\MSV\a3ux11.i\J70713A

	COMPOUND	EXPECTED CONC.	MEASURED CONC.	%D	MAX %D	
0	Fluorobenzene	50.0000	50.0000	0.0	50.0	
0	Chlorobenzene-d5	50.0000	50.0000	0.0	50.0	
0	1,4-Dichlorobenzene-d4	50.0000	50.0000	0.0	50.0	
0	1,3,5-Trichlorobenzene	5.0000	4.8229	3.5	50.0	
0	Methylcyclohexane	5.0000	3.7204	25.6	50.0	
0	Methyl Acetate	10.0000	6.0132	39.9	50.0	
0	Cyclohexane	5.0000	3.3355	33.3	50.0	
0	Dichlorodifluoromethane	5.0000	5.3603	7.2	50.0	
0	Chloromethane	5.0000	5.3938	7.9	50.0	
0	Vinyl Chloride	5.0000	5.7486	15.0	20.0	
0	Bromomethane	5.0000	6.9105	38.2	50.0	138.2%
0	Chloroethane	5.0000	5.7913	15.8	50.0	
0	Trichlorofluoromethane	5.0000	6.1759	23.5	50.0	
0	Acrolein	50.0000	0.0000	100.0	50.0	<-
0	Acetone	10.0000	4.1866	58.1	50.0	<- 41.9%
0	1,1-Dichloroethene	5.0000	6.1803	23.6	20.0	<-
0	Freon-113	5.0000	6.0287	20.6	50.0	
0	Iodomethane	5.0000	5.6434	12.9	50.0	
0	Carbon Disulfide	5.0000	5.8066	16.1	50.0	
0	Methylene Chloride	5.0000	7.1144	42.3	50.0	142.3%
0	Acetonitrile	50.0000	28.3958	43.2	50.0	
0	Acrylonitrile	50.0000	48.2668	3.5	50.0	
0	Methyl tert-butyl ether	5.0000	5.0219	0.4	50.0	
0	trans-1,2-Dichloroethene	5.0000	6.3223	26.4	50.0	
0	Hexane	5.0000	3.4453	31.1	20.0	<-
0	1,2,3-Trichlorobenzene	5.0000	4.2583	14.8	50.0	
0	1,1-Dichloroethane	5.0000	5.6726	13.5	50.0	
0	tert-Butyl Alcohol	100.0000	105.3523	5.4	50.0	
0	2-Butanone	10.0000	7.9411	20.6	50.0	
0	1,2-Dichloroethene (total)	10.0000	12.0467	20.5	50.0	
0	cis-1,2-dichloroethene	5.0000	5.7244	14.5	50.0	
0	2,2-Dichloropropane	5.0000	3.8947	22.1	50.0	
0	Bromochloromethane	5.0000	5.9172	18.3	50.0	
0	Chloroform	5.0000	5.9196	18.4	20.0	
0	Tetrahydrofuran	5.0000	4.5743	8.5	50.0	
0	1,1,1-Trichloroethane	5.0000	5.7431	14.9	50.0	
0	1,1-Dichloropropene	5.0000	5.0213	0.4	50.0	
0	Carbon Tetrachloride	5.0000	6.6871	33.7	50.0	133.7%
0	1,2-Dichloroethane	5.0000	5.3997	8.0	50.0	

QCMRL closure

Data File: \\cansvr11\dd\chem\MSV\a3ux11.i\J70713A.b/UXJ4700.D
Report Date: 07/16/2007

CONTINUING CALIBRATION COMPOUNDS
PERCENT DRIFT REPORT

Instrument ID: a3ux11.i
Lab File ID: UXJ4700.D
Analysis Type: WATER

Injection Date: 13-JUL-2007 21:08
Lab Sample ID: QCMRL
Method File: \\cansvr11\dd\chem\MSV\a3ux11.i\

	COMPOUND	EXPECTED CONC.	MEASURED CONC.	%D	MAX %D	
0	Benzene	5.0000	5.7047	14.1	50.0	
0	Trichloroethene	5.0000	5.9557	19.1	50.0	
0	1,2-Dichloropropane	5.0000	5.8127	16.3	20.0	
0	Naphthalene	5.0000	3.3347	33.3	50.0	
0	Dibromomethane	5.0000	7.1436	42.9	50.0	
0	Bromodichloromethane	5.0000	6.2458	24.9	50.0	
0	2-Chloroethyl vinyl ether	10.0000	8.3447	16.6	50.0	
0	cis-1,3-Dichloropropene	5.0000	4.9362	1.3	50.0	
0	4-Methyl-2-pentanone	10.0000	6.9235	30.8	50.0	49.2%
0	Toluene	5.0000	5.2641	5.3	20.0	
0	trans-1,3-Dichloropropene	5.0000	4.2144	15.7	50.0	
0	Ethyl Methacrylate	5.0000	3.6101	27.8	50.0	
0	1,1,2-Trichloroethane	5.0000	5.6479	13.0	50.0	
0	1,3-Dichloropropane	5.0000	5.2788	5.6	50.0	
0	Tetrachloroethene	5.0000	5.9881	19.8	50.0	
0	2-Hexanone	10.0000	5.8338	41.7	50.0	58.3%
0	Dibromochloromethane	5.0000	6.6757	33.5	50.0	33.5%
0	1,2-Dibromoethane	5.0000	5.5545	11.1	50.0	
0	Chlorobenzene	5.0000	5.7094	14.2	50.0	
0	1,1,1,2-Tetrachloroethane	5.0000	6.8518	37.0	50.0	
0	Ethylbenzene	5.0000	4.6898	6.2	20.0	
0	m + p-Xylene	10.0000	9.2966	7.0	50.0	
0	Xylenes (total)	15.0000	14.1835	5.4	50.0	
0	Xylene-o	5.0000	4.8869	2.3	50.0	
0	Styrene	5.0000	4.5936	8.1	50.0	
0	Bromoform	5.0000	7.6790	53.6	50.0	<- 53.6%
0	Isopropylbenzene	5.0000	4.2917	14.2	50.0	
0	1,1,2,2-Tetrachloroethane	5.0000	5.4152	8.3	50.0	
0	1,4-Dichloro-2-butene	5.0000	4.1408	17.2	50.0	
0	1,2,3-Trichloropropane	5.0000	5.4115	8.2	50.0	
0	Bromobenzene	5.0000	5.4008	8.0	50.0	
0	n-Propylbenzene	5.0000	4.7506	5.0	50.0	
0	2-Chlorotoluene	5.0000	5.3319	6.6	50.0	
0	1,3,5-Trimethylbenzene	5.0000	4.2869	14.3	50.0	
0	4-Chlorotoluene	5.0000	5.3154	6.3	50.0	
0	tert-Butylbenzene	5.0000	4.6937	6.1	50.0	
0	1,2,4-Trimethylbenzene	5.0000	4.5446	9.1	50.0	
0	sec-Butylbenzene	5.0000	4.5426	9.1	50.0	
0	4-Isopropyltoluene	5.0000	4.1005	18.0	50.0	

Data File: \\cansvr11\dd\chem\MSV\a3ux11.i\J70713A.b/UXJ4700.D
Report Date: 07/16/2007

CONTINUING CALIBRATION COMPOUNDS
PERCENT DRIFT REPORT

Instrument ID: a3ux11.i
Lab File ID: UXJ4700.D
Analysis Type: WATER

Injection Date: 13-JUL-2007 21:08
Lab Sample ID: QCMRL
Method File: \\cansvr11\dd\chem\MSV\a3ux11.i\

	COMPOUND	EXPECTED CONC.	MEASURED CONC.	%D	MAX %D	
0	1,3-Dichlorobenzene	5.0000	5.5404	10.8	50.0	
0	1,4-Dichlorobenzene	5.0000	5.8443	16.9	50.0	
0	n-Butylbenzene	5.0000	3.8773	22.5	50.0	
0	1,2-Dichlorobenzene	5.0000	5.3804	7.6	50.0	
0	1,2-Dibromo-3-chloropropane	5.0000	5.3316	6.6	50.0	
0	1,2,4-Trichlorobenzene	5.0000	4.3934	12.1	50.0	
0	Hexachlorobutadiene	5.0000	4.5896	8.2	50.0	
42	Vinyl acetate	5.0000	3.1397	37.2	50.0	
59	1,4-Dioxane	250.0000	185.1291	25.9	50.0	
150	Vinyl Acetate-86	5.0000	2.3584	52.8	50.0	<-
0	1,2-Dichloroethane-d4	5.0000	47.2033	844.1	50.0	<-
0	Dibromofluoromethane	5.0000	54.3564	987.1	50.0	<-
0	Toluene-d8	5.0000	47.1571	843.1	50.0	<-
0	Bromofluorobenzene	5.0000	42.8757	757.5	50.0	<-

METHOD BLANK REPORT

GC/MS Volatiles

Client Lot #...: A7G100102 **Work Order #...:** J2VAF1AA **Matrix.....:** WATER
MB Lot-Sample #: A7G130000-300

Prep Date.....: 07/13/07 **Final Wgt/Vol..:** 5 mL
Analysis Date..: 07/13/07 **Prep Batch #...:** 7194300
Dilution Factor: 1 **Initial Wgt/Vol:** 5 mL

PARAMETER	RESULT	REPORTING LIMIT	UNITS	METHOD
cis-1,2-Dichloroethene	ND	1.0	ug/L	SW846 8260B
trans-1,2-Dichloroethene	ND	1.0	ug/L	SW846 8260B
Bromochloromethane	ND	1.0	ug/L	SW846 8260B
1,2-Dibromoethane	ND	1.0	ug/L	SW846 8260B
o-Xylene	ND	1.0	ug/L	SW846 8260B
m-Xylene & p-Xylene	ND	2.0	ug/L	SW846 8260B
Chloromethane	ND	1.0	ug/L	SW846 8260B
Bromomethane	ND	1.0	ug/L	SW846 8260B
Vinyl chloride	ND	1.0	ug/L	SW846 8260B
Chloroethane	ND	1.0	ug/L	SW846 8260B
Methylene chloride	ND	2.0	ug/L	SW846 8260B
Acetone	ND	10	ug/L	SW846 8260B
Carbon disulfide	ND	1.0	ug/L	SW846 8260B
1,1-Dichloroethene	ND	1.0	ug/L	SW846 8260B
1,1-Dichloroethane	ND	1.0	ug/L	SW846 8260B
1,2-Dichloroethene (total)	ND	1.0	ug/L	SW846 8260B
Chloroform	ND	1.0	ug/L	SW846 8260B
1,2-Dichloroethane	ND	1.0	ug/L	SW846 8260B
2-Butanone	ND	10	ug/L	SW846 8260B
1,1,1-Trichloroethane	ND	1.0	ug/L	SW846 8260B
Carbon tetrachloride	ND	1.0	ug/L	SW846 8260B
Bromodichloromethane	ND	1.0	ug/L	SW846 8260B
1,2-Dichloropropane	ND	1.0	ug/L	SW846 8260B
cis-1,3-Dichloropropene	ND	1.0	ug/L	SW846 8260B
Trichloroethene	ND	1.0	ug/L	SW846 8260B
Dibromochloromethane	ND	1.0	ug/L	SW846 8260B
1,1,2-Trichloroethane	ND	1.0	ug/L	SW846 8260B
Benzene	ND	1.0	ug/L	SW846 8260B
trans-1,3-Dichloropropene	ND	1.0	ug/L	SW846 8260B
Bromoform	ND	1.0	ug/L	SW846 8260B
4-Methyl-2-pentanone	ND	10	ug/L	SW846 8260B
2-Hexanone	ND	10	ug/L	SW846 8260B
Tetrachloroethene	ND	1.0	ug/L	SW846 8260B
1,1,2,2-Tetrachloroethane	ND	1.0	ug/L	SW846 8260B
Toluene	ND	1.0	ug/L	SW846 8260B
Chlorobenzene	ND	1.0	ug/L	SW846 8260B
Ethylbenzene	ND	1.0	ug/L	SW846 8260B
Styrene	ND	1.0	ug/L	SW846 8260B
Xylenes (total)	ND	2.0	ug/L	SW846 8260B

(Continued on next page)

METHOD BLANK REPORT

GC/MS Volatiles

Client Lot #...: A7G100102 Work Order #...: J2VAF1AA Matrix.....: WATER

PARAMETER	RESULT	REPORTING LIMIT	UNITS	METHOD

SURROGATE	PERCENT RECOVERY	RECOVERY LIMITS
Dibromofluoromethane	110	(50 - 150)
1,2-Dichloroethane-d4	90	(50 - 150)
Toluene-d8	97	(50 - 150)
4-Bromofluorobenzene	88	(50 - 150)

NOTE(S):

Calculations are performed before rounding to avoid round-off errors in calculated results.

Laboratory Control Sample / Laboratory Control Sample Duplicate Outlier Report

Method Batch : 7194300 **Analysis Method :** 8260B **Analysis Date :** 07/13/2007

Preparation Batch : 7194300 **Preparation Type :** 5030B **Preparation Date :** 07/13/2007

Lab Reporting Batch : A7G100102 **Lab ID:** STLCAN

			Reported Values		Project Limits (Percent)			
LCS Lab Sample ID	Matrix	Analyte Name	Percent Recovery	RPD	Rejection Point	Lower Limit	Upper Limit	RPD
A7G130000300C	AQ	Bromoform	143		30.00	72.00	136.00	30.00
A7G130000300L		Bromoform	140	2.1	30.00	72.00	136.00	30.00

Associated Samples

Client Sample ID	Lab Sample ID
FWGDA2mw-DET1bR-0476-GW	A7G100102001
FWGEQUIPRinse1-0501-GW	A7G100102007
FWGLL1mw-078C-0484-GW	A7G100102020
FWGLL1mw-083C-0486-GW	A7G100102016
FWGLL1mw-DUP3-0499-GW	A7G100102018
FWGLL2mw-059C-0487-GW	A7G100102003
FWGLL2mw-262C-0488-GW	A7G100102005
FWGLL2mw-263C-0489-GW	A7G100102013
FWGLL4mw-198C-0492-GW	A7G100102011
FWGLL4mw-199C-0493-GW	A7G100102009
FWGTeam1-Trip	A7G100102008
FWGTeam2-Trip	A7G100102015
FWGTeam3-Trip	A7G100102022

Scope of Data Qualification: The outlier in the LCS qualifies that analyte in all samples with the same Preparation Batch ID as the LCS

Project Number and Name: 030240.0005 - Ravenna GW

LABORATORY CONTROL SAMPLE EVALUATION REPORT

GC/MS Volatiles

Client Lot #...: A7G100102 **Work Order #...:** J2VAF1AC-LCS **Matrix.....:** WATER
LCS Lot-Sample#: A7G130000-300 J2VAF1AD-LCSD
Prep Date.....: 07/13/07 **Analysis Date..:** 07/13/07
Prep Batch #...: 7194300
Dilution Factor: 1 **Final Wgt/Vol..:** 5 mL
Initial Wgt/Vol: 5 mL

PARAMETER	PERCENT RECOVERY	RECOVERY LIMITS	RPD	RPD LIMITS	METHOD
cis-1,2-Dichloroethene	95	(73 - 133)			SW846 8260B
	94	(73 - 133)	0.92	(0-30)	SW846 8260B
trans-1,2-Dichloroethene	98	(75 - 134)			SW846 8260B
	98	(75 - 134)	0.0	(0-30)	SW846 8260B
1,2-Dibromoethane	91	(75 - 127)			SW846 8260B
	94	(75 - 127)	2.9	(0-30)	SW846 8260B
Bromochloromethane	100	(75 - 127)			SW846 8260B
	98	(75 - 127)	1.9	(0-30)	SW846 8260B
m-Xylene & p-Xylene	98	(75 - 122)			SW846 8260B
	95	(75 - 122)	3.3	(0-30)	SW846 8260B
o-Xylene	98	(75 - 118)			SW846 8260B
	94	(75 - 118)	3.8	(0-30)	SW846 8260B
Chloromethane	88	(58 - 135)			SW846 8260B
	88	(58 - 135)	0.56	(0-30)	SW846 8260B
Bromomethane	86	(35 - 153)			SW846 8260B
	89	(35 - 153)	3.1	(0-30)	SW846 8260B
Vinyl chloride	92	(73 - 134)			SW846 8260B
	91	(73 - 134)	0.63	(0-30)	SW846 8260B
Chloroethane	95	(72 - 129)			SW846 8260B
	94	(72 - 129)	0.60	(0-30)	SW846 8260B
Methylene chloride	110	(69 - 118)			SW846 8260B
	103	(69 - 118)	6.2	(0-30)	SW846 8260B
Acetone	63	(51 - 157)			SW846 8260B
	54	(51 - 157)	15	(0-30)	SW846 8260B
Carbon disulfide	103	(74 - 123)			SW846 8260B
	101	(74 - 123)	1.7	(0-30)	SW846 8260B
1,1-Dichloroethene	**105**	**(75 - 125)**			**SW846 8260B**
	105	**(75 - 125)**	**0.22**	**(0-30)**	**SW846 8260B**
1,1-Dichloroethane	91	(75 - 133)			SW846 8260B
	89	(75 - 133)	2.7	(0-30)	SW846 8260B
1,2-Dichloroethene (total)	97	(85 - 111)			SW846 8260B
	96	(85 - 111)	0.45	(0-30)	SW846 8260B
Chloroform	97	(74 - 127)			SW846 8260B
	98	(74 - 127)	0.77	(0-30)	SW846 8260B
1,2-Dichloroethane	93	(67 - 132)			SW846 8260B
	89	(67 - 132)	3.8	(0-30)	SW846 8260B

(Continued on next page)

LABORATORY CONTROL SAMPLE EVALUATION REPORT

GC/MS Volatiles

Client Lot #...: A7G100102 **Work Order #...:** J2VAF1AC-LCS **Matrix.....:** WATER
LCS Lot-Sample#: A7G130000-300 J2VAF1AD-LCSD

PARAMETER	PERCENT RECOVERY	RECOVERY LIMITS	RPD	RPD LIMITS	METHOD
2-Butanone	73	(45 - 150)			SW846 8260B
	70	(45 - 150)	3.8	(0-30)	SW846 8260B
1,1,1-Trichloroethane	93	(70 - 127)			SW846 8260B
	91	(70 - 127)	2.9	(0-30)	SW846 8260B
Carbon tetrachloride	114	(71 - 132)			SW846 8260B
	110	(71 - 132)	3.5	(0-30)	SW846 8260B
Bromodichloromethane	101	(70 - 130)			SW846 8260B
	102	(70 - 130)	0.86	(0-30)	SW846 8260B
1,2-Dichloropropane	92	(75 - 127)			SW846 8260B
	92	(75 - 127)	0.41	(0-30)	SW846 8260B
cis-1,3-Dichloropropene	91	(73 - 132)			SW846 8260B
	90	(73 - 132)	1.4	(0-30)	SW846 8260B
Trichloroethene	**103**	**(67 - 128)**			**SW846 8260B**
	101	**(67 - 128)**	**1.8**	**(0-30)**	**SW846 8260B**
Dibromochloromethane	119	(74 - 145)			SW846 8260B
	117	(74 - 145)	2.0	(0-30)	SW846 8260B
1,1,2-Trichloroethane	91	(75 - 136)			SW846 8260B
	92	(75 - 136)	1.6	(0-30)	SW846 8260B
Benzene	**94**	**(75 - 126)**			**SW846 8260B**
	93	**(75 - 126)**	**1.4**	**(0-30)**	**SW846 8260B**
trans-1,3-Dichloropropene	85	(74 - 131)			SW846 8260B
	82	(74 - 131)	4.2	(0-30)	SW846 8260B
Bromoform	143 a	(72 - 136)			SW846 8260B
	140 a	(72 - 136)	2.1	(0-30)	SW846 8260B
4-Methyl-2-pentanone	71	(59 - 150)			SW846 8260B
	70	(59 - 150)	0.54	(0-30)	SW846 8260B
2-Hexanone	65	(53 - 139)			SW846 8260B
	66	(53 - 139)	1.6	(0-30)	SW846 8260B
Tetrachloroethene	104	(75 - 129)			SW846 8260B
	101	(75 - 129)	2.9	(0-30)	SW846 8260B
1,1,2,2-Tetrachloroethane	88	(68 - 129)			SW846 8260B
	88	(68 - 129)	0.11	(0-30)	SW846 8260B
Toluene	**94**	**(75 - 125)**			**SW846 8260B**
	90	**(75 - 125)**	**4.4**	**(0-30)**	**SW846 8260B**
Chlorobenzene	**99**	**(75 - 127)**			**SW846 8260B**
	97	**(75 - 127)**	**1.4**	**(0-30)**	**SW846 8260B**
Ethylbenzene	96	(75 - 120)			SW846 8260B
	95	(75 - 120)	1.6	(0-30)	SW846 8260B
Styrene	97	(75 - 130)			SW846 8260B
	95	(75 - 130)	2.2	(0-30)	SW846 8260B
Xylenes (total)	98	(90 - 114)			SW846 8260B
	95	(90 - 114)	3.4	(0-30)	SW846 8260B

(Continued on next page)

LABORATORY CONTROL SAMPLE EVALUATION REPORT

GC/MS Volatiles

Client Lot #...: A7G100102 **Work Order #...:** J2VAF1AC-LCS **Matrix.....:** WATER
LCS Lot-Sample#: A7G130000-300 J2VAF1AD-LCSD

PARAMETER	PERCENT RECOVERY	RECOVERY LIMITS	RPD	RPD LIMITS	METHOD
n-Hexane	104	(69 - 129)			SW846 8260B
	95	(69 - 129)	8.2	(0-30)	SW846 8260B
1,2-Dibromo-3-chloro-propane	84	(75 - 132)			SW846 8260B
	98	(75 - 132)	16	(0-30)	SW846 8260B
1,2-Dichlorobenzene	94	(73 - 120)			SW846 8260B
	94	(73 - 120)	0.020	(0-30)	SW846 8260B
1,3-Dichlorobenzene	96	(75 - 122)			SW846 8260B
	99	(75 - 122)	3.4	(0-30)	SW846 8260B
1,4-Dichlorobenzene	97	(74 - 123)			SW846 8260B
	97	(74 - 123)	0.21	(0-30)	SW846 8260B
Dichlorodifluoromethane	91	(59 - 134)			SW846 8260B
	81	(59 - 134)	12	(0-30)	SW846 8260B
Freon 113	130	(50 - 150)			SW846 8260B
	123	(50 - 150)	5.7	(0-30)	SW846 8260B
Isopropylbenzene	106	(75 - 126)			SW846 8260B
	103	(75 - 126)	3.6	(0-30)	SW846 8260B
Methyl acetate	72	(60 - 140)			SW846 8260B
	72	(60 - 140)	0.29	(0-20)	SW846 8260B
Methylcyclohexane	80	(60 - 140)			SW846 8260B
	77	(60 - 140)	4.1	(0-20)	SW846 8260B
Methyl tert-butyl ether (MTBE)	79	(59 - 129)			SW846 8260B
	81	(59 - 129)	2.5	(0-30)	SW846 8260B
1,2,4-Trichloro-benzene	83	(75 - 130)			SW846 8260B
	85	(75 - 130)	1.3	(0-30)	SW846 8260B
Trichlorofluoromethane	118	(68 - 133)			SW846 8260B
	117	(68 - 133)	1.1	(0-30)	SW846 8260B
Acrolein	90	(50 - 150)			SW846 8260B
	87	(50 - 150)	3.9	(0-30)	SW846 8260B
Acrylonitrile	83	(50 - 150)			SW846 8260B
	85	(50 - 150)	1.9	(0-30)	SW846 8260B
n-Butylbenzene	84	(75 - 126)			SW846 8260B
	85	(75 - 126)	0.81	(0-30)	SW846 8260B
sec-Butylbenzene	90	(75 - 125)			SW846 8260B
	92	(75 - 125)	2.7	(0-30)	SW846 8260B
tert-Butylbenzene	88	(75 - 125)			SW846 8260B
	101	(75 - 125)	13	(0-30)	SW846 8260B

(Continued on next page)

LABORATORY CONTROL SAMPLE EVALUATION REPORT

GC/MS Volatiles

Client Lot #...: A7G100102 **Work Order #...:** J2VAF1AC-LCS **Matrix.....:** WATER
LCS Lot-Sample#: A7G130000-300 J2VAF1AD-LCSD

PARAMETER	PERCENT RECOVERY	RECOVERY LIMITS	RPD	RPD LIMITS	METHOD
2-Chlorotoluene	94	(75 - 121)			SW846 8260B
	98	(75 - 121)	4.1	(0-30)	SW846 8260B
4-Chlorotoluene	100	(73 - 127)			SW846 8260B
	98	(73 - 127)	2.2	(0-30)	SW846 8260B
Dibromomethane	95	(76 - 132)			SW846 8260B
	96	(76 - 132)	1.1	(0-30)	SW846 8260B
1,3-Dichloropropane	88	(75 - 133)			SW846 8260B
	88	(75 - 133)	0.21	(0-30)	SW846 8260B
2,2-Dichloropropane	71	(62 - 134)			SW846 8260B
	68	(62 - 134)	4.8	(0-30)	SW846 8260B
1,1-Dichloropropene	89	(75 - 135)			SW846 8260B
	87	(75 - 135)	1.6	(0-30)	SW846 8260B
Hexachlorobutadiene	85	(75 - 133)			SW846 8260B
	82	(75 - 133)	4.7	(0-30)	SW846 8260B
Iodomethane	112	(50 - 150)			SW846 8260B
	114	(50 - 150)	2.0	(0-30)	SW846 8260B
p-Isopropyltoluene	95	(75 - 125)			SW846 8260B
	94	(75 - 125)	1.6	(0-30)	SW846 8260B
Naphthalene	72	(65 - 149)			SW846 8260B
	74	(65 - 149)	2.9	(0-30)	SW846 8260B
n-Propylbenzene	94	(75 - 127)			SW846 8260B
	95	(75 - 127)	0.95	(0-30)	SW846 8260B
1,1,1,2-Tetrachloroethane	108	(75 - 127)			SW846 8260B
	106	(75 - 127)	1.8	(0-30)	SW846 8260B
1,2,3-Trichlorobenzene	84	(75 - 133)			SW846 8260B
	84	(75 - 133)	0.64	(0-30)	SW846 8260B
1,2,3-Trichloropropane	93	(65 - 139)			SW846 8260B
	96	(65 - 139)	3.7	(0-30)	SW846 8260B
1,1,2-Trichloro-1,2,2-trifluoroethane	130	(50 - 150)			SW846 8260B
	123	(50 - 150)	5.7	(0-30)	SW846 8260B
1,2,4-Trimethylbenzene	90	(75 - 123)			SW846 8260B
	89	(75 - 123)	0.41	(0-30)	SW846 8260B
1,3,5-Trimethylbenzene	91	(75 - 121)			SW846 8260B
	92	(75 - 121)	0.48	(0-30)	SW846 8260B
Vinyl acetate	103	(30 - 150)			SW846 8260B
	101	(30 - 150)	2.0	(0-30)	SW846 8260B
Bromobenzene	98	(74 - 123)			SW846 8260B
	99	(74 - 123)	1.3	(0-30)	SW846 8260B

(Continued on next page)

LABORATORY CONTROL SAMPLE EVALUATION REPORT

GC/MS Volatiles

Client Lot #...: A7G100102 **Work Order #...:** J2VAF1AC-LCS **Matrix.....:** WATER
LCS Lot-Sample#: A7G130000-300 J2VAF1AD-LCSD

SURROGATE	PERCENT RECOVERY	RECOVERY LIMITS
Dibromofluoromethane	106	(50 - 150)
	103	(50 - 150)
1,2-Dichloroethane-d4	89	(50 - 150)
	89	(50 - 150)
Toluene-d8	97	(50 - 150)
	97	(50 - 150)
4-Bromofluorobenzene	91	(50 - 150)
	89	(50 - 150)

NOTE(S):

Calculations are performed before rounding to avoid round-off errors in calculated results.

Bold print denotes control parameters

a Spiked analyte recovery is outside stated control limits.

Matrix Spike / Matrix Spike Duplicate Recovery and RPD Outlier Report

Method Batch : 7194300 **Analysis Method :** 8260B **Analysis Date :** 07/13/2007

Preparation Batch : 7194300 **Preparation Type :** 5030B **Preparation Date :** 07/13/2007

Lab Reporting Batch : A7G100102 **Lab ID:** STLCAN

Client Sample ID	Lab Sample ID	Matrix	Analyte Name	Reported *		Project Limits (Percent)			
				Percent Recovery	RPD	Rejection Point**	Lower Limit	Upper Limit	RPD
FWGLL4mw-199C-0493-	A7G100102009S	AQ	2-Butanone	68		0.00	70.00	130.00	20.00
			2-Hexanone	62		0.00	70.00	130.00	20.00
			4-Methyl-2-pentanone	64		0.00	70.00	130.00	20.00
			Acetone	50		0.00	70.00	130.00	20.00
FWGLL4mw-199C-0493-	A7G100102009D		2-Butanone	68		0.00	70.00	130.00	20.00
			2-Hexanone	63		0.00	70.00	130.00	20.00
			4-Methyl-2-pentanone	66		0.00	70.00	130.00	20.00
			Acetone	59		0.00	70.00	130.00	20.00
			Bromoform	136		0.00	70.00	130.00	20.00

Associated Samples: All samples in Method Batch

Client Sample ID	Lab Sample ID
FWGDA2mw-DET1bR-0476-GW	A7G100102001
FWGEQUIPRinse1-0501-GW	A7G100102007
FWGLL1mw-078C-0484-GW	A7G100102020
FWGLL1mw-083C-0486-GW	A7G100102016
FWGLL1mw-DUP3-0499-GW	A7G100102018
FWGLL2mw-059C-0487-GW	A7G100102003
FWGLL2mw-262C-0488-GW	A7G100102005
FWGLL2mw-263C-0489-GW	A7G100102013
FWGLL4mw-198C-0492-GW	A7G100102011
FWGLL4mw-199C-0493-GW	A7G100102009
FWGTeam1-Trip	A7G100102008
FWGTeam2-Trip	A7G100102015
FWGTeam3-Trip	A7G100102022

* Only those Percent Recovery and/or RPD values outside project limits are listed in this report.
** Metal are also assessed against an upper rejection point of 150 percent for waters and 200 percent for soils and sediments

Project Number and Name: ***030240.0005 - Ravenna GW***

MATRIX SPIKE SAMPLE EVALUATION REPORT

GC/MS Volatiles

Client Lot #...: A7G100102 **Work Order #...:** J2JMA1AC-MS **Matrix.....:** WG
MS Lot-Sample #: A7G100102-009 J2JMA1AD-MSD
Date Sampled...: 07/09/07 11:40 **Date Received..:** 07/10/07
Prep Date.....: 07/13/07 **Analysis Date..:** 07/13/07
Prep Batch #...: 7194300
Dilution Factor: 1 **Initial Wgt/Vol:** 5 mL **Final Wgt/Vol..:** 5 mL

PARAMETER	PERCENT RECOVERY	RECOVERY LIMITS	RPD	RPD LIMITS	METHOD
cis-1,2-Dichloroethene	95	(82 - 116)			SW846 8260B
	91	(82 - 116)	4.6	(0-30)	SW846 8260B
trans-1,2-Dichloroethene	101	(77 - 115)			SW846 8260B
	98	(77 - 115)	3.6	(0-30)	SW846 8260B
1,2-Dibromoethane	87	(60 - 140)			SW846 8260B
	87	(60 - 140)	0.52	(0-20)	SW846 8260B
Bromochloromethane	99	(70 - 130)			SW846 8260B
	96	(70 - 130)	2.5	(0-30)	SW846 8260B
Chloromethane	84	(41 - 125)			SW846 8260B
	85	(41 - 125)	0.56	(0-30)	SW846 8260B
Bromomethane	82	(53 - 155)			SW846 8260B
	83	(53 - 155)	0.63	(0-30)	SW846 8260B
Vinyl chloride	91	(52 - 122)			SW846 8260B
	91	(52 - 122)	0.81	(0-30)	SW846 8260B
Chloroethane	96	(62 - 140)			SW846 8260B
	95	(62 - 140)	1.0	(0-30)	SW846 8260B
Methylene chloride	93	(70 - 129)			SW846 8260B
	92	(70 - 129)	1.3	(0-30)	SW846 8260B
Acetone	50	(10 - 166)			SW846 8260B
	59	(10 - 166)	17	(0-32)	SW846 8260B
Carbon disulfide	101	(66 - 135)			SW846 8260B
	102	(66 - 135)	0.69	(0-31)	SW846 8260B
1,1-Dichloroethene	**101**	**(57 - 138)**			**SW846 8260B**
	103	**(57 - 138)**	**1.3**	**(0-15)**	**SW846 8260B**
1,1-Dichloroethane	88	(84 - 121)			SW846 8260B
	88	(84 - 121)	0.64	(0-30)	SW846 8260B
1,2-Dichloroethene (total)	98	(80 - 115)			SW846 8260B
	94	(80 - 115)	4.1	(0-30)	SW846 8260B
Chloroform	94	(85 - 124)			SW846 8260B
	92	(85 - 124)	1.7	(0-30)	SW846 8260B
1,2-Dichloroethane	87	(84 - 126)			SW846 8260B
	85	(84 - 126)	1.3	(0-30)	SW846 8260B
2-Butanone	68	(52 - 152)			SW846 8260B
	68	(52 - 152)	0.08	(0-30)	SW846 8260B
1,1,1-Trichloroethane	92	(78 - 128)			SW846 8260B
	90	(78 - 128)	2.7	(0-30)	SW846 8260B
Carbon tetrachloride	107	(80 - 125)			SW846 8260B
	112	(80 - 125)	4.4	(0-30)	SW846 8260B

(Continued on next page)

TC = Target Compound

MATRIX SPIKE SAMPLE EVALUATION REPORT

GC/MS Volatiles

Client Lot #...: A7G100102 **Work Order #...:** J2JMA1AC-MS **Matrix.....:** WG
MS Lot-Sample #: A7G100102-009 J2JMA1AD-MSD

PARAMETER	PERCENT RECOVERY	RECOVERY LIMITS	RPD	RPD LIMITS	METHOD
TC Bromodichloromethane	99	(86 - 127)			SW846 8260B
	96	(86 - 127)	2.7	(0-30)	SW846 8260B
1,2-Dichloropropane	91	(83 - 121)			SW846 8260B
	89	(83 - 121)	2.7	(0-30)	SW846 8260B
cis-1,3-Dichloropropene	80 a	(86 - 122)			SW846 8260B
	79 a	(86 - 122)	1.0	(0-30)	SW846 8260B
Trichloroethene	**99**	**(58 - 141)**			**SW846 8260B**
	95	**(58 - 141)**	**4.1**	**(0-17)**	**SW846 8260B**
Dibromochloromethane	112	(85 - 124)			SW846 8260B
	114	(85 - 124)	1.6	(0-30)	SW846 8260B
1,1,2-Trichloroethane	88	(88 - 119)			SW846 8260B
	86 a	(88 - 119)	2.2	(0-30)	SW846 8260B
Benzene	**90**	**(73 - 123)**			**SW846 8260B**
	90	**(73 - 123)**	**0.95**	**(0-11)**	**SW846 8260B**
trans-1,3-Dichloropropene	76 a	(85 - 120)			SW846 8260B
	77 a	(85 - 120)	1.7	(0-30)	SW846 8260B
Bromoform	130	(79 - 135)			SW846 8260B
	136 a	(79 - 135)	4.1	(0-30)	SW846 8260B
4-Methyl-2-pentanone	64 a	(74 - 140)			SW846 8260B
	66 a	(74 - 140)	2.0	(0-30)	SW846 8260B
2-Hexanone	62	(57 - 148)			SW846 8260B
	63	(57 - 148)	0.28	(0-31)	SW846 8260B
Tetrachloroethene	99	(75 - 116)			SW846 8260B
	96	(75 - 116)	2.5	(0-30)	SW846 8260B
1,1,2,2-Tetrachloroethane	79	(74 - 144)			SW846 8260B
	82	(74 - 144)	4.7	(0-30)	SW846 8260B
Toluene	**89**	**(67 - 129)**			**SW846 8260B**
	88	**(67 - 129)**	**0.19**	**(0-14)**	**SW846 8260B**
Chlorobenzene	**92**	**(70 - 122)**			**SW846 8260B**
	93	**(70 - 122)**	**0.58**	**(0-14)**	**SW846 8260B**
Ethylbenzene	88	(86 - 113)			SW846 8260B
	91	(86 - 113)	3.3	(0-30)	SW846 8260B
Styrene	89	(87 - 115)			SW846 8260B
	89	(87 - 115)	0.15	(0-30)	SW846 8260B
TC Xylenes (total)	92	(88 - 114)			SW846 8260B
	91	(88 - 114)	0.56	(0-30)	SW846 8260B
NTC n-Hexane	86	(57 - 129)			SW846 8260B
	84	(57 - 129)	2.6	(0-30)	SW846 8260B
NTC Cyclohexane	66	(60 - 140)			SW846 8260B
	69	(60 - 140)	3.9	(0-20)	SW846 8260B

(Continued on next page)

NTC = not target compound
TC = Target compound

MATRIX SPIKE SAMPLE EVALUATION REPORT

GC/MS Volatiles

Client Lot #...: A7G100102 **Work Order #...:** J2JMA1AC-MS **Matrix.....:** WG
MS Lot-Sample #: A7G100102-009 J2JMA1AD-MSD

PARAMETER	PERCENT RECOVERY	RECOVERY LIMITS	RPD	RPD LIMITS	METHOD
1,2-Dibromo-3-chloro-propane	71	(60 - 140)			SW846 8260B
	83	(60 - 140)	15	(0-20)	SW846 8260B
1,2-Dichlorobenzene	83	(60 - 140)			SW846 8260B
	88	(60 - 140)	5.6	(0-20)	SW846 8260B
1,3-Dichlorobenzene	85	(60 - 140)			SW846 8260B
	90	(60 - 140)	5.2	(0-20)	SW846 8260B
1,4-Dichlorobenzene	87	(60 - 140)			SW846 8260B
	89	(60 - 140)	2.7	(0-20)	SW846 8260B
Dichlorodifluoromethane	83	(60 - 140)			SW846 8260B
	86	(60 - 140)	3.5	(0-20)	SW846 8260B
Freon 113	121	(60 - 140)			SW846 8260B
	129	(60 - 140)	6.2	(0-20)	SW846 8260B
Isopropylbenzene	98	(60 - 140)			SW846 8260B
	99	(60 - 140)	0.89	(0-20)	SW846 8260B
Methyl acetate	66	(60 - 140)			SW846 8260B
	59 a	(60 - 140)	11	(0-20)	SW846 8260B
Methylcyclohexane	74	(60 - 140)			SW846 8260B
	74	(60 - 140)	0.23	(0-20)	SW846 8260B
Methyl tert-butyl ether (MTBE)	77	(60 - 140)			SW846 8260B
	79	(60 - 140)	1.8	(0-20)	SW846 8260B
1,2,4-Trichloro-benzene	70	(60 - 140)			SW846 8260B
	73	(60 - 140)	3.8	(0-20)	SW846 8260B
Trichlorofluoromethane	117	(60 - 140)			SW846 8260B
	112	(60 - 140)	4.2	(0-20)	SW846 8260B

SURROGATE	PERCENT RECOVERY	RECOVERY LIMITS
Dibromofluoromethane	110	(50 - 150)
	109	(50 - 150)
1,2-Dichloroethane-d4	93	(50 - 150)
	90	(50 - 150)
Toluene-d8	96	(50 - 150)
	97	(50 - 150)
4-Bromofluorobenzene	93	(50 - 150)
	91	(50 - 150)

(Continued on next page)

MATRIX SPIKE SAMPLE EVALUATION REPORT

GC/MS Volatiles

Client Lot #...: A7G100102 **Work Order #...:** J2JMA1AC-MS **Matrix.....:** WG
MS Lot-Sample #: A7G100102-009 J2JMA1AD-MSD

SURROGATE	PERCENT RECOVERY	RECOVERY LIMITS

NOTE(S):

Calculations are performed before rounding to avoid round-off errors in calculated results.

Bold print denotes control parameters

a Spiked analyte recovery is outside stated control limits.

Environmental Quality Mgt., Inc.

Client Sample ID: FWGDA2mw-DET1bR-0476-GW

GC/MS Semivolatiles

Lot-Sample #...: A7G100102-001 **Work Order #...:** J2JL11AC **Matrix.....:** WG
Date Sampled...: 07/09/07 10:50 **Date Received..:** 07/10/07
Prep Date.....: 07/10/07 **Analysis Date..:** 07/23/07
Prep Batch #...: 7191113
Dilution Factor: 1 **Initial Wgt/Vol:** 1020 mL **Final Wgt/Vol..:** 2 mL
Method.....: SW846 8270C

PARAMETER	RESULT	REPORTING LIMIT	UNITS	MDL
Benzoic acid	ND	10	ug/L	4.4
Benzyl alcohol	ND	5.0	ug/L	0.49
Phenol	ND	1.0	ug/L	0.96
bis(2-Chloroethyl)-ether	ND	1.0	ug/L	0.088
2-Chlorophenol	ND	1.0	ug/L	0.039
1,3-Dichlorobenzene	ND	1.0	ug/L	0.53
1,4-Dichlorobenzene	ND	1.0	ug/L	0.52
1,2-Dichlorobenzene	ND	1.0	ug/L	0.59
2-Methylphenol	ND	1.0	ug/L	0.56
2,2'-oxybis(1-Chloro-propane)	ND	1.0	ug/L	0.52
4-Methylphenol	ND	1.0	ug/L	0.64
N-Nitrosodi-n-propyl-amine	ND	1.0	ug/L	0.53
Hexachloroethane	ND	1.0	ug/L	0.58
Nitrobenzene	ND	1.0	ug/L	0.053
Isophorone	ND	1.0	ug/L	0.50
2-Nitrophenol	ND	2.0	ug/L	1.3
2,4-Dimethylphenol	ND	2.0	ug/L	0.56
bis(2-Chloroethoxy) methane	ND	1.0	ug/L	0.49
2,4-Dichlorophenol	ND	2.0	ug/L	1.1
1,2,4-Trichloro-benzene	ND	1.0	ug/L	0.59
Naphthalene	ND	0.20	ug/L	0.069
4-Chloroaniline	ND	2.0	ug/L	0.56
Hexachlorobutadiene	ND	1.0	ug/L	0.51
4-Chloro-3-methylphenol	ND	2.0	ug/L	0.41
2-Methylnaphthalene	ND	0.20	ug/L	0.061
Hexachlorocyclopenta-diene	ND	10	ug/L	0.74
2,4,6-Trichloro-phenol	ND	5.0	ug/L	1.4
2,4,5-Trichloro-phenol	ND	5.0	ug/L	0.96
2-Chloronaphthalene	ND	1.0	ug/L	0.62
2-Nitroaniline	ND	2.0	ug/L	0.43

(Continued on next page)

Environmental Quality Mgt., Inc.

Client Sample ID: FWGDA2mw-DET1bR-0476-GW

GC/MS Semivolatiles

Lot-Sample #...: A7G100102-001 **Work Order #...:** J2JL11AC **Matrix.....:** WG

PARAMETER	RESULT	REPORTING LIMIT	UNITS	MDL
Dimethyl phthalate	ND	1.0	ug/L	0.44
Acenaphthylene	ND	0.20	ug/L	0.054
2,6-Dinitrotoluene	ND	5.0	ug/L	0.47
3-Nitroaniline	ND	2.0	ug/L	0.67
Acenaphthene	ND	0.20	ug/L	0.054
2,4-Dinitrophenol	ND	5.0	ug/L	3.5
4-Nitrophenol	ND	5.0	ug/L	0.63
Dibenzofuran	ND	1.0	ug/L	0.54
2,4-Dinitrotoluene	ND	5.0	ug/L	0.40
Diethyl phthalate	ND	1.0	ug/L	0.63
4-Chlorophenyl phenyl ether	ND	2.0	ug/L	0.55
Fluorene	ND	0.20	ug/L	0.043
4-Nitroaniline	ND	2.0	ug/L	0.47
4,6-Dinitro-2-methylphenol	ND	5.0	ug/L	0.27
N-Nitrosodiphenylamine	ND	1.0	ug/L	0.46
4-Bromophenyl phenyl ether	ND	2.0	ug/L	0.52
Hexachlorobenzene	ND	0.20	ug/L	0.065
Pentachlorophenol	ND	5.0	ug/L	0.48
Phenanthrene	ND	0.20	ug/L	0.087
Anthracene	ND	0.20	ug/L	0.054
Carbazole	ND	1.0	ug/L	0.54
Di-n-butyl phthalate	ND	1.0	ug/L	0.61
Fluoranthene	ND	0.20	ug/L	0.036
Pyrene	ND	0.20	ug/L	0.048
Butyl benzyl phthalate	ND	1.0	ug/L	0.51
3,3'-Dichlorobenzidine	ND	5.0	ug/L	0.48
Benzo(a)anthracene	ND	0.20	ug/L	0.052
Chrysene	ND	0.20	ug/L	0.048
bis(2-Ethylhexyl) phthalate	**5.3 J**	**10**	**ug/L**	**0.88**
Di-n-octyl phthalate	ND	1.0	ug/L	0.39
Benzo(b)fluoranthene	ND	0.20	ug/L	0.049
Benzo(k)fluoranthene	ND	0.20	ug/L	0.049
Benzo(a)pyrene	ND	0.20	ug/L	0.048
Indeno(1,2,3-cd)pyrene	ND	0.20	ug/L	0.065
Dibenz(a,h)anthracene	ND	0.20	ug/L	0.039
Benzo(ghi)perylene	ND	0.20	ug/L	0.053

(Continued on next page)

Environmental Quality Mgt., Inc.

Client Sample ID: FWGDA2mw-DET1bR-0476-GW

GC/MS Semivolatiles

Lot-Sample #...: A7G100102-001 **Work Order #...:** J2JL11AC **Matrix.....:** WG

SURROGATE	PERCENT RECOVERY	RECOVERY LIMITS
Nitrobenzene-d5	66	(32 - 112)
2-Fluorobiphenyl	67	(30 - 110)
Terphenyl-d14	99	(51 - 135)
Phenol-d5	64	(10 - 117)
2-Fluorophenol	42	(19 - 108)
2,4,6-Tribromophenol	80	(42 - 124)

NOTE(S):

J Estimated result. Result is less than RL.

Environmental Quality Mgt., Inc.

Client Sample ID: FWGLL2mw-059C-0487-GW

GC/MS Semivolatiles

Lot-Sample #...: A7G100102-003 **Work Order #...:** J2JL31AC **Matrix.....:** WG
Date Sampled...: 07/09/07 12:25 **Date Received..:** 07/10/07
Prep Date.....: 07/10/07 **Analysis Date..:** 07/23/07
Prep Batch #...: 7191113
Dilution Factor: 1 **Initial Wgt/Vol:** 1050 mL **Final Wgt/Vol..:** 2 mL
Method.....: SW846 8270C

PARAMETER	RESULT	REPORTING LIMIT	UNITS	MDL
Benzoic acid	ND	10	ug/L	4.4
Benzyl alcohol	ND	5.0	ug/L	0.49
Phenol	ND	1.0	ug/L	0.96
bis(2-Chloroethyl)-ether	ND	1.0	ug/L	0.088
2-Chlorophenol	ND	1.0	ug/L	0.039
1,3-Dichlorobenzene	ND	1.0	ug/L	0.53
1,4-Dichlorobenzene	ND	1.0	ug/L	0.52
1,2-Dichlorobenzene	ND	1.0	ug/L	0.59
2-Methylphenol	ND	1.0	ug/L	0.56
2,2'-oxybis(1-Chloro-propane)	ND	1.0	ug/L	0.52
4-Methylphenol	ND	1.0	ug/L	0.64
N-Nitrosodi-n-propyl-amine	ND	1.0	ug/L	0.53
Hexachloroethane	ND	1.0	ug/L	0.58
Nitrobenzene	ND	1.0	ug/L	0.053
Isophorone	ND	1.0	ug/L	0.50
2-Nitrophenol	ND	2.0	ug/L	1.3
2,4-Dimethylphenol	ND	2.0	ug/L	0.56
bis(2-Chloroethoxy) methane	ND	1.0	ug/L	0.49
2,4-Dichlorophenol	ND	2.0	ug/L	1.1
1,2,4-Trichloro-benzene	ND	1.0	ug/L	0.59
Naphthalene	ND	0.20	ug/L	0.069
4-Chloroaniline	ND	2.0	ug/L	0.56
Hexachlorobutadiene	ND	1.0	ug/L	0.51
4-Chloro-3-methylphenol	ND	2.0	ug/L	0.41
2-Methylnaphthalene	ND	0.20	ug/L	0.061
Hexachlorocyclopenta-diene	ND	10	ug/L	0.74
2,4,6-Trichloro-phenol	ND	5.0	ug/L	1.4
2,4,5-Trichloro-phenol	ND	5.0	ug/L	0.96
2-Chloronaphthalene	ND	1.0	ug/L	0.62
2-Nitroaniline	ND	2.0	ug/L	0.43

(Continued on next page)

Environmental Quality Mgt., Inc.

Client Sample ID: FWGLL2mw-059C-0487-GW

GC/MS Semivolatiles

Lot-Sample #...: A7G100102-003 **Work Order #...:** J2JL31AC **Matrix.....:** WG

PARAMETER	RESULT	REPORTING LIMIT	UNITS	MDL
Dimethyl phthalate	ND	1.0	ug/L	0.44
Acenaphthylene	ND	0.20	ug/L	0.054
2,6-Dinitrotoluene	ND	5.0	ug/L	0.47
3-Nitroaniline	ND	2.0	ug/L	0.67
Acenaphthene	ND	0.20	ug/L	0.054
2,4-Dinitrophenol	ND	5.0	ug/L	3.5
4-Nitrophenol	ND	5.0	ug/L	0.63
Dibenzofuran	ND	1.0	ug/L	0.54
2,4-Dinitrotoluene	ND	5.0	ug/L	0.40
Diethyl phthalate	ND	1.0	ug/L	0.63
4-Chlorophenyl phenyl ether	ND	2.0	ug/L	0.55
Fluorene	ND	0.20	ug/L	0.043
4-Nitroaniline	ND	2.0	ug/L	0.47
4,6-Dinitro-2-methylphenol	ND	5.0	ug/L	0.27
N-Nitrosodiphenylamine	ND	1.0	ug/L	0.46
4-Bromophenyl phenyl ether	ND	2.0	ug/L	0.52
Hexachlorobenzene	ND	0.20	ug/L	0.065
Pentachlorophenol	ND	5.0	ug/L	0.48
Phenanthrene	ND	0.20	ug/L	0.087
Anthracene	ND	0.20	ug/L	0.054
Carbazole	ND	1.0	ug/L	0.54
Di-n-butyl phthalate	ND	1.0	ug/L	0.61
Fluoranthene	ND	0.20	ug/L	0.036
Pyrene	ND	0.20	ug/L	0.048
Butyl benzyl phthalate	ND	1.0	ug/L	0.51
3,3'-Dichlorobenzidine	ND	5.0	ug/L	0.48
Benzo(a)anthracene	ND	0.20	ug/L	0.052
Chrysene	ND	0.20	ug/L	0.048
bis(2-Ethylhexyl) phthalate	**1.3 J**	**10**	**ug/L**	**0.88**
Di-n-octyl phthalate	ND	1.0	ug/L	0.39
Benzo(b)fluoranthene	ND	0.20	ug/L	0.049
Benzo(k)fluoranthene	ND	0.20	ug/L	0.049
Benzo(a)pyrene	ND	0.20	ug/L	0.048
Indeno(1,2,3-cd)pyrene	ND	0.20	ug/L	0.065
Dibenz(a,h)anthracene	ND	0.20	ug/L	0.039
Benzo(ghi)perylene	ND	0.20	ug/L	0.053

(Continued on next page)

Environmental Quality Mgt., Inc.

Client Sample ID: FWGLL2mw-059C-0487-GW

GC/MS Semivolatiles

Lot-Sample #...: A7G100102-003 Work Order #...: J2JL31AC Matrix.....: WG

SURROGATE	PERCENT RECOVERY	RECOVERY LIMITS
Nitrobenzene-d5	79	(32 - 112)
2-Fluorobiphenyl	79	(30 - 110)
Terphenyl-d14	104	(51 - 135)
Phenol-d5	74	(10 - 117)
2-Fluorophenol	44	(19 - 108)
2,4,6-Tribromophenol	86	(42 - 124)

NOTE(S):

J Estimated result. Result is less than RL.

Environmental Quality Mgt., Inc.

Client Sample ID: FWGLL2mw-262C-0488-GW

GC/MS Semivolatiles

Lot-Sample #...: A7G100102-005 **Work Order #...:** J2JL51AC **Matrix.....:** WG
Date Sampled...: 07/09/07 14:48 **Date Received..:** 07/10/07
Prep Date.....: 07/10/07 **Analysis Date..:** 07/23/07
Prep Batch #...: 7191113
Dilution Factor: 1 **Initial Wgt/Vol:** 1050 mL **Final Wgt/Vol..:** 2 mL
Method.....: SW846 8270C

PARAMETER	RESULT	REPORTING LIMIT	UNITS	MDL
Benzoic acid	ND	10	ug/L	4.4
Benzyl alcohol	ND	5.0	ug/L	0.49
Phenol	ND	1.0	ug/L	0.96
bis(2-Chloroethyl)-ether	ND	1.0	ug/L	0.088
2-Chlorophenol	ND	1.0	ug/L	0.039
1,3-Dichlorobenzene	ND	1.0	ug/L	0.53
1,4-Dichlorobenzene	ND	1.0	ug/L	0.52
1,2-Dichlorobenzene	ND	1.0	ug/L	0.59
2-Methylphenol	ND	1.0	ug/L	0.56
2,2'-oxybis(1-Chloro-propane)	ND	1.0	ug/L	0.52
4-Methylphenol	ND	1.0	ug/L	0.64
N-Nitrosodi-n-propyl-amine	ND	1.0	ug/L	0.53
Hexachloroethane	ND	1.0	ug/L	0.58
Nitrobenzene	ND	1.0	ug/L	0.053
Isophorone	ND	1.0	ug/L	0.50
2-Nitrophenol	ND	2.0	ug/L	1.3
2,4-Dimethylphenol	ND	2.0	ug/L	0.56
bis(2-Chloroethoxy) methane	ND	1.0	ug/L	0.49
2,4-Dichlorophenol	ND	2.0	ug/L	1.1
1,2,4-Trichloro-benzene	ND	1.0	ug/L	0.59
Naphthalene	ND	0.20	ug/L	0.069
4-Chloroaniline	ND	2.0	ug/L	0.56
Hexachlorobutadiene	ND	1.0	ug/L	0.51
4-Chloro-3-methylphenol	ND	2.0	ug/L	0.41
2-Methylnaphthalene	ND	0.20	ug/L	0.061
Hexachlorocyclopenta-diene	ND	10	ug/L	0.74
2,4,6-Trichloro-phenol	ND	5.0	ug/L	1.4
2,4,5-Trichloro-phenol	ND	5.0	ug/L	0.96
2-Chloronaphthalene	ND	1.0	ug/L	0.62
2-Nitroaniline	ND	2.0	ug/L	0.43

(Continued on next page)

Environmental Quality Mgt., Inc.

Client Sample ID: FWGLL2mw-262C-0488-GW

GC/MS Semivolatiles

Lot-Sample #...: A7G100102-005 Work Order #...: J2JL51AC Matrix.....: WG

PARAMETER	RESULT	REPORTING LIMIT	UNITS	MDL
Dimethyl phthalate	ND	1.0	ug/L	0.44
Acenaphthylene	ND	0.20	ug/L	0.054
2,6-Dinitrotoluene	ND	5.0	ug/L	0.47
3-Nitroaniline	ND	2.0	ug/L	0.67
Acenaphthene	ND	0.20	ug/L	0.054
2,4-Dinitrophenol	ND	5.0	ug/L	3.5
4-Nitrophenol	ND	5.0	ug/L	0.63
Dibenzofuran	ND	1.0	ug/L	0.54
2,4-Dinitrotoluene	ND	5.0	ug/L	0.40
Diethyl phthalate	ND	1.0	ug/L	0.63
4-Chlorophenyl phenyl ether	ND	2.0	ug/L	0.55
Fluorene	ND	0.20	ug/L	0.043
4-Nitroaniline	ND	2.0	ug/L	0.47
4,6-Dinitro-2-methylphenol	ND	5.0	ug/L	0.27
N-Nitrosodiphenylamine	ND	1.0	ug/L	0.46
4-Bromophenyl phenyl ether	ND	2.0	ug/L	0.52
Hexachlorobenzene	ND	0.20	ug/L	0.065
Pentachlorophenol	ND	5.0	ug/L	0.48
Phenanthrene	ND	0.20	ug/L	0.087
Anthracene	ND	0.20	ug/L	0.054
Carbazole	ND	1.0	ug/L	0.54
Di-n-butyl phthalate	ND	1.0	ug/L	0.61
Fluoranthene	ND	0.20	ug/L	0.036
Pyrene	ND	0.20	ug/L	0.048
Butyl benzyl phthalate	ND	1.0	ug/L	0.51
3,3'-Dichlorobenzidine	ND	5.0	ug/L	0.48
Benzo(a)anthracene	ND	0.20	ug/L	0.052
Chrysene	ND	0.20	ug/L	0.048
bis(2-Ethylhexyl) phthalate	ND	10	ug/L	0.88
Di-n-octyl phthalate	ND	1.0	ug/L	0.39
Benzo(b)fluoranthene	ND	0.20	ug/L	0.049
Benzo(k)fluoranthene	ND	0.20	ug/L	0.049
Benzo(a)pyrene	ND	0.20	ug/L	0.048
Indeno(1,2,3-cd)pyrene	ND	0.20	ug/L	0.065
Dibenz(a,h)anthracene	ND	0.20	ug/L	0.039
Benzo(ghi)perylene	ND	0.20	ug/L	0.053

(Continued on next page)

Environmental Quality Mgt., Inc.

Client Sample ID: FWGLL2mw-262C-0488-GW

GC/MS Semivolatiles

Lot-Sample #...: A7G100102-005 **Work Order #...:** J2JL51AC **Matrix.....:** WG

SURROGATE	PERCENT RECOVERY	RECOVERY LIMITS
Nitrobenzene-d5	67	(32 - 112)
2-Fluorobiphenyl	65	(30 - 110)
Terphenyl-d14	101	(51 - 135)
Phenol-d5	70	(10 - 117)
2-Fluorophenol	53	(19 - 108)
2,4,6-Tribromophenol	78	(42 - 124)

Environmental Quality Mgt., Inc.

Client Sample ID: FWGEQUIPRinse1-0501-GW

GC/MS Semivolatiles

Lot-Sample #...: A7G100102-007 **Work Order #...:** J2JL71AC **Matrix.....:** WQ
Date Sampled...: 07/09/07 15:40 **Date Received..:** 07/10/07
Prep Date.....: 07/10/07 **Analysis Date..:** 07/30/07
Prep Batch #...: 7191113
Dilution Factor: 1 **Initial Wgt/Vol:** 1040 mL **Final Wgt/Vol..:** 2 mL
Method.....: SW846 8270C

PARAMETER	RESULT	REPORTING LIMIT	UNITS	MDL
Benzoic acid	ND	10	ug/L	4.4
Benzyl alcohol	ND	5.0	ug/L	0.49
Phenol	ND	1.0	ug/L	0.96
bis(2-Chloroethyl)-ether	ND	1.0	ug/L	0.088
2-Chlorophenol	ND	1.0	ug/L	0.039
1,3-Dichlorobenzene	ND	1.0	ug/L	0.53
1,4-Dichlorobenzene	ND	1.0	ug/L	0.52
1,2-Dichlorobenzene	ND	1.0	ug/L	0.59
2-Methylphenol	ND	1.0	ug/L	0.56
2,2'-oxybis(1-Chloro-propane)	ND	1.0	ug/L	0.52
4-Methylphenol	ND	1.0	ug/L	0.64
N-Nitrosodi-n-propyl-amine	ND	1.0	ug/L	0.53
Hexachloroethane	ND	1.0	ug/L	0.58
Nitrobenzene	ND	1.0	ug/L	0.053
Isophorone	ND	1.0	ug/L	0.50
2-Nitrophenol	ND	2.0	ug/L	1.3
2,4-Dimethylphenol	ND	2.0	ug/L	0.56
bis(2-Chloroethoxy) methane	ND	1.0	ug/L	0.49
2,4-Dichlorophenol	ND	2.0	ug/L	1.1
1,2,4-Trichloro-benzene	ND	1.0	ug/L	0.59
Naphthalene	ND	0.20	ug/L	0.069
4-Chloroaniline	ND	2.0	ug/L	0.56
Hexachlorobutadiene	ND	1.0	ug/L	0.51
4-Chloro-3-methylphenol	ND	2.0	ug/L	0.41
2-Methylnaphthalene	ND	0.20	ug/L	0.061
Hexachlorocyclopenta-diene	ND	10	ug/L	0.74
2,4,6-Trichloro-phenol	ND	5.0	ug/L	1.4
2,4,5-Trichloro-phenol	ND	5.0	ug/L	0.96
2-Chloronaphthalene	ND	1.0	ug/L	0.62
2-Nitroaniline	ND	2.0	ug/L	0.43

(Continued on next page)

Environmental Quality Mgt., Inc.

Client Sample ID: FWGEQUIPRinse1-0501-GW

GC/MS Semivolatiles

Lot-Sample #...: A7G100102-007 **Work Order #...:** J2JL71AC **Matrix.....:** WQ

PARAMETER	RESULT	REPORTING LIMIT	UNITS	MDL
Dimethyl phthalate	ND	1.0	ug/L	0.44
Acenaphthylene	ND	0.20	ug/L	0.054
2,6-Dinitrotoluene	ND	5.0	ug/L	0.47
3-Nitroaniline	ND	2.0	ug/L	0.67
Acenaphthene	ND	0.20	ug/L	0.054
2,4-Dinitrophenol	ND	5.0	ug/L	3.5
4-Nitrophenol	ND	5.0	ug/L	0.63
Dibenzofuran	ND	1.0	ug/L	0.54
2,4-Dinitrotoluene	ND	5.0	ug/L	0.40
Diethyl phthalate	ND	1.0	ug/L	0.63
4-Chlorophenyl phenyl ether	ND	2.0	ug/L	0.55
Fluorene	ND	0.20	ug/L	0.043
4-Nitroaniline	ND	2.0	ug/L	0.47
4,6-Dinitro-2-methylphenol	ND	5.0	ug/L	0.27
N-Nitrosodiphenylamine	ND	1.0	ug/L	0.46
4-Bromophenyl phenyl ether	ND	2.0	ug/L	0.52
Hexachlorobenzene	ND	0.20	ug/L	0.065
Pentachlorophenol	ND	5.0	ug/L	0.48
Phenanthrene	ND	0.20	ug/L	0.087
Anthracene	ND	0.20	ug/L	0.054
Carbazole	ND	1.0	ug/L	0.54
Di-n-butyl phthalate	ND	1.0	ug/L	0.61
Fluoranthene	ND	0.20	ug/L	0.036
Pyrene	ND	0.20	ug/L	0.048
Butyl benzyl phthalate	ND	1.0	ug/L	0.51
3,3'-Dichlorobenzidine	ND	5.0	ug/L	0.48
Benzo(a)anthracene	ND	0.20	ug/L	0.052
Chrysene	ND	0.20	ug/L	0.048
bis(2-Ethylhexyl) phthalate	ND	10	ug/L	0.88
Di-n-octyl phthalate	ND	1.0	ug/L	0.39
Benzo(b)fluoranthene	ND	0.20	ug/L	0.049
Benzo(k)fluoranthene	ND	0.20	ug/L	0.049
Benzo(a)pyrene	ND	0.20	ug/L	0.048
Indeno(1,2,3-cd)pyrene	ND	0.20	ug/L	0.065
Dibenz(a,h)anthracene	ND	0.20	ug/L	0.039
Benzo(ghi)perylene	ND	0.20	ug/L	0.053

(Continued on next page)

Environmental Quality Mgt., Inc.

Client Sample ID: FWGEQUIPRinse1-0501-GW

GC/MS Semivolatiles

Lot-Sample #...: A7G100102-007 Work Order #...: J2JL71AC Matrix.....: WQ

SURROGATE	PERCENT RECOVERY	RECOVERY LIMITS
Nitrobenzene-d5	68	(32 - 112)
2-Fluorobiphenyl	66	(30 - 110)
Terphenyl-d14	98	(51 - 135)
Phenol-d5	62	(10 - 117)
2-Fluorophenol	34	(19 - 108)
2,4,6-Tribromophenol	82	(42 - 124)

Environmental Quality Mgt., Inc.

Client Sample ID: FWGLL4mw-199C-0493-GW

GC/MS Semivolatiles

Lot-Sample #...: A7G100102-009 **Work Order #...:** J2JMA1AE **Matrix.....:** WG
Date Sampled...: 07/09/07 11:40 **Date Received..:** 07/10/07
Prep Date.....: 07/10/07 **Analysis Date..:** 07/23/07
Prep Batch #...: 7191113
Dilution Factor: 1 **Initial Wgt/Vol:** 980 mL **Final Wgt/Vol..:** 2 mL
Method.....: SW846 8270C

PARAMETER	RESULT	REPORTING LIMIT	UNITS	MDL
Benzoic acid	ND	10	ug/L	4.4
Benzyl alcohol	ND	5.0	ug/L	0.49
Phenol	ND	1.0	ug/L	0.96
bis(2-Chloroethyl)-ether	ND	1.0	ug/L	0.088
2-Chlorophenol	ND	1.0	ug/L	0.039
1,3-Dichlorobenzene	ND	1.0	ug/L	0.53
1,4-Dichlorobenzene	ND	1.0	ug/L	0.52
1,2-Dichlorobenzene	ND	1.0	ug/L	0.59
2-Methylphenol	ND	1.0	ug/L	0.56
2,2'-oxybis(1-Chloro-propane)	ND	1.0	ug/L	0.52
4-Methylphenol	ND	1.0	ug/L	0.64
N-Nitrosodi-n-propyl-amine	ND	1.0	ug/L	0.53
Hexachloroethane	ND	1.0	ug/L	0.58
Nitrobenzene	ND	1.0	ug/L	0.053
Isophorone	ND	1.0	ug/L	0.50
2-Nitrophenol	ND	2.0	ug/L	1.3
2,4-Dimethylphenol	ND	2.0	ug/L	0.56
bis(2-Chloroethoxy) methane	ND	1.0	ug/L	0.49
2,4-Dichlorophenol	ND	2.0	ug/L	1.1
1,2,4-Trichloro-benzene	ND	1.0	ug/L	0.59
Naphthalene	ND	0.20	ug/L	0.069
4-Chloroaniline	ND	2.0	ug/L	0.56
Hexachlorobutadiene	ND	1.0	ug/L	0.51
4-Chloro-3-methylphenol	ND	2.0	ug/L	0.41
2-Methylnaphthalene	ND	0.20	ug/L	0.061
Hexachlorocyclopenta-diene	ND	10	ug/L	0.74
2,4,6-Trichloro-phenol	ND	5.0	ug/L	1.4
2,4,5-Trichloro-phenol	ND	5.0	ug/L	0.96
2-Chloronaphthalene	ND	1.0	ug/L	0.62
2-Nitroaniline	ND	2.0	ug/L	0.43

(Continued on next page)

Environmental Quality Mgt., Inc.

Client Sample ID: FWGLL4mw-199C-0493-GW

GC/MS Semivolatiles

Lot-Sample #...: A7G100102-009 Work Order #...: J2JMA1AE Matrix.....: WG

PARAMETER	RESULT	REPORTING LIMIT	UNITS	MDL
Dimethyl phthalate	ND	1.0	ug/L	0.44
Acenaphthylene	ND	0.20	ug/L	0.054
2,6-Dinitrotoluene	ND	5.0	ug/L	0.47
3-Nitroaniline	ND	2.0	ug/L	0.67
Acenaphthene	ND	0.20	ug/L	0.054
2,4-Dinitrophenol	ND	5.0	ug/L	3.5
4-Nitrophenol	ND	5.0	ug/L	0.63
Dibenzofuran	ND	1.0	ug/L	0.54
2,4-Dinitrotoluene	ND	5.0	ug/L	0.40
Diethyl phthalate	ND	1.0	ug/L	0.63
4-Chlorophenyl phenyl ether	ND	2.0	ug/L	0.55
Fluorene	ND	0.20	ug/L	0.043
4-Nitroaniline	ND	2.0	ug/L	0.47
4,6-Dinitro-2-methylphenol	ND	5.0	ug/L	0.27
N-Nitrosodiphenylamine	ND	1.0	ug/L	0.46
4-Bromophenyl phenyl ether	ND	2.0	ug/L	0.52
Hexachlorobenzene	ND	0.20	ug/L	0.065
Pentachlorophenol	ND	5.0	ug/L	0.48
Phenanthrene	ND	0.20	ug/L	0.087
Anthracene	ND	0.20	ug/L	0.054
Carbazole	ND	1.0	ug/L	0.54
Di-n-butyl phthalate	ND	1.0	ug/L	0.61
Fluoranthene	ND	0.20	ug/L	0.036
Pyrene	ND	0.20	ug/L	0.048
Butyl benzyl phthalate	ND	1.0	ug/L	0.51
3,3'-Dichlorobenzidine	ND	5.0	ug/L	0.48
Benzo(a)anthracene	ND	0.20	ug/L	0.052
Chrysene	ND	0.20	ug/L	0.048
bis(2-Ethylhexyl) phthalate	ND	10	ug/L	0.88
Di-n-octyl phthalate	ND	1.0	ug/L	0.39
Benzo(b)fluoranthene	ND	0.20	ug/L	0.049
Benzo(k)fluoranthene	ND	0.20	ug/L	0.049
Benzo(a)pyrene	ND	0.20	ug/L	0.048
Indeno(1,2,3-cd)pyrene	ND	0.20	ug/L	0.065
Dibenz(a,h)anthracene	ND	0.20	ug/L	0.039
Benzo(ghi)perylene	ND	0.20	ug/L	0.053

(Continued on next page)

Environmental Quality Mgt., Inc.

Client Sample ID: FWGLL4mw-199C-0493-GW

GC/MS Semivolatiles

Lot-Sample #...: A7G100102-009 Work Order #...: J2JMA1AE Matrix.....: WG

SURROGATE	PERCENT RECOVERY	RECOVERY LIMITS
Nitrobenzene-d5	76	(32 - 112)
2-Fluorobiphenyl	75	(30 - 110)
Terphenyl-d14	102	(51 - 135)
Phenol-d5	73	(10 - 117)
2-Fluorophenol	38	(19 - 108)
2,4,6-Tribromophenol	85	(42 - 124)

Environmental Quality Mgt., Inc.

Client Sample ID: FWGLL4mw-198C-0492-GW

GC/MS Semivolatiles

Lot-Sample #...: A7G100102-011 **Work Order #...:** J2JMD1AC **Matrix.....:** WG
Date Sampled...: 07/09/07 14:10 **Date Received..:** 07/10/07
Prep Date.....: 07/10/07 **Analysis Date..:** 07/23/07
Prep Batch #...: 7191113
Dilution Factor: 1 **Initial Wgt/Vol:** 910 mL **Final Wgt/Vol..:** 2 mL
Method.....: SW846 8270C

PARAMETER	RESULT	REPORTING LIMIT	UNITS	MDL
Benzoic acid	ND	10	ug/L	4.4
Benzyl alcohol	ND	5.0	ug/L	0.49
Phenol	ND	1.0	ug/L	0.96
bis(2-Chloroethyl)-ether	ND	1.0	ug/L	0.088
2-Chlorophenol	ND	1.0	ug/L	0.039
1,3-Dichlorobenzene	ND	1.0	ug/L	0.53
1,4-Dichlorobenzene	ND	1.0	ug/L	0.52
1,2-Dichlorobenzene	ND	1.0	ug/L	0.59
2-Methylphenol	ND	1.0	ug/L	0.56
2,2'-oxybis(1-Chloro-propane)	ND	1.0	ug/L	0.52
4-Methylphenol	ND	1.0	ug/L	0.64
N-Nitrosodi-n-propyl-amine	ND	1.0	ug/L	0.53
Hexachloroethane	ND	1.0	ug/L	0.58
Nitrobenzene	ND	1.0	ug/L	0.053
Isophorone	ND	1.0	ug/L	0.50
2-Nitrophenol	ND	2.0	ug/L	1.3
2,4-Dimethylphenol	ND	2.0	ug/L	0.56
bis(2-Chloroethoxy) methane	ND	1.0	ug/L	0.49
2,4-Dichlorophenol	ND	2.0	ug/L	1.1
1,2,4-Trichloro-benzene	ND	1.0	ug/L	0.59
Naphthalene	ND	0.20	ug/L	0.069
4-Chloroaniline	ND	2.0	ug/L	0.56
Hexachlorobutadiene	ND	1.0	ug/L	0.51
4-Chloro-3-methylphenol	ND	2.0	ug/L	0.41
2-Methylnaphthalene	ND	0.20	ug/L	0.061
Hexachlorocyclopenta-diene	ND	10	ug/L	0.74
2,4,6-Trichloro-phenol	ND	5.0	ug/L	1.4
2,4,5-Trichloro-phenol	ND	5.0	ug/L	0.96
2-Chloronaphthalene	ND	1.0	ug/L	0.62
2-Nitroaniline	ND	2.0	ug/L	0.43

(Continued on next page)

Environmental Quality Mgt., Inc.

Client Sample ID: FWGLL4mw-198C-0492-GW

GC/MS Semivolatiles

Lot-Sample #...: A7G100102-011 Work Order #...: J2JMD1AC Matrix.....: WG

PARAMETER	RESULT	REPORTING LIMIT	UNITS	MDL
Dimethyl phthalate	ND	1.0	ug/L	0.44
Acenaphthylene	ND	0.20	ug/L	0.054
2,6-Dinitrotoluene	ND	5.0	ug/L	0.47
3-Nitroaniline	ND	2.0	ug/L	0.67
Acenaphthene	ND	0.20	ug/L	0.054
2,4-Dinitrophenol	ND	5.0	ug/L	3.5
4-Nitrophenol	ND	5.0	ug/L	0.63
Dibenzofuran	ND	1.0	ug/L	0.54
2,4-Dinitrotoluene	ND	5.0	ug/L	0.40
Diethyl phthalate	ND	1.0	ug/L	0.63
4-Chlorophenyl phenyl ether	ND	2.0	ug/L	0.55
Fluorene	ND	0.20	ug/L	0.043
4-Nitroaniline	ND	2.0	ug/L	0.47
4,6-Dinitro-2-methylphenol	ND	5.0	ug/L	0.27
N-Nitrosodiphenylamine	ND	1.0	ug/L	0.46
4-Bromophenyl phenyl ether	ND	2.0	ug/L	0.52
Hexachlorobenzene	ND	0.20	ug/L	0.065
Pentachlorophenol	ND	5.0	ug/L	0.48
Phenanthrene	ND	0.20	ug/L	0.087
Anthracene	ND	0.20	ug/L	0.054
Carbazole	ND	1.0	ug/L	0.54
Di-n-butyl phthalate	ND	1.0	ug/L	0.61
Fluoranthene	ND	0.20	ug/L	0.036
Pyrene	ND	0.20	ug/L	0.048
Butyl benzyl phthalate	ND	1.0	ug/L	0.51
3,3'-Dichlorobenzidine	ND	5.0	ug/L	0.48
Benzo(a)anthracene	ND	0.20	ug/L	0.052
Chrysene	ND	0.20	ug/L	0.048
bis(2-Ethylhexyl) phthalate	ND	10	ug/L	0.88
Di-n-octyl phthalate	ND	1.0	ug/L	0.39
Benzo(b)fluoranthene	ND	0.20	ug/L	0.049
Benzo(k)fluoranthene	ND	0.20	ug/L	0.049
Benzo(a)pyrene	ND	0.20	ug/L	0.048
Indeno(1,2,3-cd)pyrene	ND	0.20	ug/L	0.065
Dibenz(a,h)anthracene	ND	0.20	ug/L	0.039
Benzo(ghi)perylene	ND	0.20	ug/L	0.053

(Continued on next page)

Environmental Quality Mgt., Inc.

Client Sample ID: FWGLL4mw-198C-0492-GW

GC/MS Semivolatiles

Lot-Sample #...: A7G100102-011 Work Order #...: J2JMD1AC Matrix.....: WG

SURROGATE	PERCENT RECOVERY	RECOVERY LIMITS
Nitrobenzene-d5	79	(32 - 112)
2-Fluorobiphenyl	76	(30 - 110)
Terphenyl-d14	99	(51 - 135)
Phenol-d5	75	(10 - 117)
2-Fluorophenol	53	(19 - 108)
2,4,6-Tribromophenol	84	(42 - 124)

Environmental Quality Mgt., Inc.

Client Sample ID: FWGLL2mw-263C-0489-GW

GC/MS Semivolatiles

Lot-Sample #...: A7G100102-013 **Work Order #...:** J2JMG1AC **Matrix.....:** WG
Date Sampled...: 07/09/07 15:50 **Date Received..:** 07/10/07
Prep Date.....: 07/10/07 **Analysis Date..:** 07/23/07
Prep Batch #...: 7191113
Dilution Factor: 1 **Initial Wgt/Vol:** 990 mL **Final Wgt/Vol..:** 2 mL
Method.....: SW846 8270C

PARAMETER	RESULT	REPORTING LIMIT	UNITS	MDL
Benzoic acid	ND	10	ug/L	4.4
Benzyl alcohol	ND	5.0	ug/L	0.49
Phenol	ND	1.0	ug/L	0.96
bis(2-Chloroethyl)-ether	ND	1.0	ug/L	0.088
2-Chlorophenol	ND	1.0	ug/L	0.039
1,3-Dichlorobenzene	ND	1.0	ug/L	0.53
1,4-Dichlorobenzene	ND	1.0	ug/L	0.52
1,2-Dichlorobenzene	ND	1.0	ug/L	0.59
2-Methylphenol	ND	1.0	ug/L	0.56
2,2'-oxybis(1-Chloro-propane)	ND	1.0	ug/L	0.52
4-Methylphenol	ND	1.0	ug/L	0.64
N-Nitrosodi-n-propyl-amine	ND	1.0	ug/L	0.53
Hexachloroethane	ND	1.0	ug/L	0.58
Nitrobenzene	ND	1.0	ug/L	0.053
Isophorone	ND	1.0	ug/L	0.50
2-Nitrophenol	ND	2.0	ug/L	1.3
2,4-Dimethylphenol	ND	2.0	ug/L	0.56
bis(2-Chloroethoxy) methane	ND	1.0	ug/L	0.49
2,4-Dichlorophenol	ND	2.0	ug/L	1.1
1,2,4-Trichloro-benzene	ND	1.0	ug/L	0.59
Naphthalene	ND	0.20	ug/L	0.069
4-Chloroaniline	ND	2.0	ug/L	0.56
Hexachlorobutadiene	ND	1.0	ug/L	0.51
4-Chloro-3-methylphenol	ND	2.0	ug/L	0.41
2-Methylnaphthalene	ND	0.20	ug/L	0.061
Hexachlorocyclopenta-diene	ND	10	ug/L	0.74
2,4,6-Trichloro-phenol	ND	5.0	ug/L	1.4
2,4,5-Trichloro-phenol	ND	5.0	ug/L	0.96
2-Chloronaphthalene	ND	1.0	ug/L	0.62
2-Nitroaniline	ND	2.0	ug/L	0.43

(Continued on next page)

Environmental Quality Mgt., Inc.

Client Sample ID: FWGLL2mw-263C-0489-GW

GC/MS Semivolatiles

Lot-Sample #...: A7G100102-013 **Work Order #...:** J2JMG1AC **Matrix.....:** WG

PARAMETER	RESULT	REPORTING LIMIT	UNITS	MDL
Dimethyl phthalate	ND	1.0	ug/L	0.44
Acenaphthylene	ND	0.20	ug/L	0.054
2,6-Dinitrotoluene	ND	5.0	ug/L	0.47
3-Nitroaniline	ND	2.0	ug/L	0.67
Acenaphthene	ND	0.20	ug/L	0.054
2,4-Dinitrophenol	ND	5.0	ug/L	3.5
4-Nitrophenol	ND	5.0	ug/L	0.63
Dibenzofuran	ND	1.0	ug/L	0.54
2,4-Dinitrotoluene	ND	5.0	ug/L	0.40
Diethyl phthalate	ND	1.0	ug/L	0.63
4-Chlorophenyl phenyl ether	ND	2.0	ug/L	0.55
Fluorene	ND	0.20	ug/L	0.043
4-Nitroaniline	ND	2.0	ug/L	0.47
4,6-Dinitro-2-methylphenol	ND	5.0	ug/L	0.27
N-Nitrosodiphenylamine	ND	1.0	ug/L	0.46
4-Bromophenyl phenyl ether	ND	2.0	ug/L	0.52
Hexachlorobenzene	ND	0.20	ug/L	0.065
Pentachlorophenol	ND	5.0	ug/L	0.48
Phenanthrene	ND	0.20	ug/L	0.087
Anthracene	ND	0.20	ug/L	0.054
Carbazole	ND	1.0	ug/L	0.54
Di-n-butyl phthalate	ND	1.0	ug/L	0.61
Fluoranthene	ND	0.20	ug/L	0.036
Pyrene	ND	0.20	ug/L	0.048
Butyl benzyl phthalate	ND	1.0	ug/L	0.51
3,3'-Dichlorobenzidine	ND	5.0	ug/L	0.48
Benzo(a)anthracene	ND	0.20	ug/L	0.052
Chrysene	ND	0.20	ug/L	0.048
bis(2-Ethylhexyl) phthalate	ND	10	ug/L	0.88
Di-n-octyl phthalate	ND	1.0	ug/L	0.39
Benzo(b)fluoranthene	ND	0.20	ug/L	0.049
Benzo(k)fluoranthene	ND	0.20	ug/L	0.049
Benzo(a)pyrene	ND	0.20	ug/L	0.048
Indeno(1,2,3-cd)pyrene	ND	0.20	ug/L	0.065
Dibenz(a,h)anthracene	ND	0.20	ug/L	0.039
Benzo(ghi)perylene	ND	0.20	ug/L	0.053

(Continued on next page)

Environmental Quality Mgt., Inc.

Client Sample ID: FWGLL2mw-263C-0489-GW

GC/MS Semivolatiles

Lot-Sample #...: A7G100102-013 **Work Order #...:** J2JMG1AC **Matrix.....:** WG

SURROGATE	PERCENT RECOVERY	RECOVERY LIMITS
Nitrobenzene-d5	75	(32 - 112)
2-Fluorobiphenyl	72	(30 - 110)
Terphenyl-d14	101	(51 - 135)
Phenol-d5	70	(10 - 117)
2-Fluorophenol	48	(19 - 108)
2,4,6-Tribromophenol	81	(42 - 124)

Environmental Quality Mgt., Inc.

Client Sample ID: FWGLL1mw-083C-0486-GW

GC/MS Semivolatiles

Lot-Sample #...: A7G100102-016 **Work Order #...:** J2JMK1AC **Matrix.....:** WG
Date Sampled...: 07/09/07 14:10 **Date Received..:** 07/10/07
Prep Date.....: 07/10/07 **Analysis Date..:** 07/30/07
Prep Batch #...: 7191113
Dilution Factor: 1 **Initial Wgt/Vol:** 1020 mL **Final Wgt/Vol..:** 2 mL
Method.....: SW846 8270C

PARAMETER	RESULT	REPORTING LIMIT	UNITS	MDL
Benzoic acid	ND	10	ug/L	4.4
Benzyl alcohol	ND	5.0	ug/L	0.49
Phenol	ND	1.0	ug/L	0.96
bis(2-Chloroethyl)-ether	ND	1.0	ug/L	0.088
2-Chlorophenol	ND	1.0	ug/L	0.039
1,3-Dichlorobenzene	ND	1.0	ug/L	0.53
1,4-Dichlorobenzene	ND	1.0	ug/L	0.52
1,2-Dichlorobenzene	ND	1.0	ug/L	0.59
2-Methylphenol	ND	1.0	ug/L	0.56
2,2'-oxybis(1-Chloro-propane)	ND	1.0	ug/L	0.52
4-Methylphenol	ND	1.0	ug/L	0.64
N-Nitrosodi-n-propyl-amine	ND	1.0	ug/L	0.53
Hexachloroethane	ND	1.0	ug/L	0.58
Nitrobenzene	ND	1.0	ug/L	0.053
Isophorone	ND	1.0	ug/L	0.50
2-Nitrophenol	ND	2.0	ug/L	1.3
2,4-Dimethylphenol	ND	2.0	ug/L	0.56
bis(2-Chloroethoxy) methane	ND	1.0	ug/L	0.49
2,4-Dichlorophenol	ND	2.0	ug/L	1.1
1,2,4-Trichloro-benzene	ND	1.0	ug/L	0.59
Naphthalene	ND	0.20	ug/L	0.069
4-Chloroaniline	ND	2.0	ug/L	0.56
Hexachlorobutadiene	ND	1.0	ug/L	0.51
4-Chloro-3-methylphenol	ND	2.0	ug/L	0.41
2-Methylnaphthalene	ND	0.20	ug/L	0.061
Hexachlorocyclopenta-diene	ND	10	ug/L	0.74
2,4,6-Trichloro-phenol	ND	5.0	ug/L	1.4
2,4,5-Trichloro-phenol	ND	5.0	ug/L	0.96
2-Chloronaphthalene	ND	1.0	ug/L	0.62
2-Nitroaniline	ND	2.0	ug/L	0.43

(Continued on next page)

Environmental Quality Mgt., Inc.

Client Sample ID: FWGLL1mw-083C-0486-GW

GC/MS Semivolatiles

Lot-Sample #...: A7G100102-016 Work Order #...: J2JMK1AC Matrix.....: WG

PARAMETER	RESULT	REPORTING LIMIT	UNITS	MDL
Dimethyl phthalate	ND	1.0	ug/L	0.44
Acenaphthylene	ND	0.20	ug/L	0.054
2,6-Dinitrotoluene	ND	5.0	ug/L	0.47
3-Nitroaniline	ND	2.0	ug/L	0.67
Acenaphthene	ND	0.20	ug/L	0.054
2,4-Dinitrophenol	ND	5.0	ug/L	3.5
4-Nitrophenol	ND	5.0	ug/L	0.63
Dibenzofuran	ND	1.0	ug/L	0.54
2,4-Dinitrotoluene	**2.1 J**	**5.0**	**ug/L**	**0.40**
Diethyl phthalate	ND	1.0	ug/L	0.63
4-Chlorophenyl phenyl ether	ND	2.0	ug/L	0.55
Fluorene	ND	0.20	ug/L	0.043
4-Nitroaniline	ND	2.0	ug/L	0.47
4,6-Dinitro-2-methylphenol	ND	5.0	ug/L	0.27
N-Nitrosodiphenylamine	ND	1.0	ug/L	0.46
4-Bromophenyl phenyl ether	ND	2.0	ug/L	0.52
Hexachlorobenzene	ND	0.20	ug/L	0.065
Pentachlorophenol	ND	5.0	ug/L	0.48
Phenanthrene	ND	0.20	ug/L	0.087
Anthracene	ND	0.20	ug/L	0.054
Carbazole	ND	1.0	ug/L	0.54
Di-n-butyl phthalate	ND	1.0	ug/L	0.61
Fluoranthene	ND	0.20	ug/L	0.036
Pyrene	ND	0.20	ug/L	0.048
Butyl benzyl phthalate	ND	1.0	ug/L	0.51
3,3'-Dichlorobenzidine	ND	5.0	ug/L	0.48
Benzo(a)anthracene	ND	0.20	ug/L	0.052
Chrysene	ND	0.20	ug/L	0.048
bis(2-Ethylhexyl) phthalate	ND	10	ug/L	0.88
Di-n-octyl phthalate	ND	1.0	ug/L	0.39
Benzo(b)fluoranthene	ND	0.20	ug/L	0.049
Benzo(k)fluoranthene	ND	0.20	ug/L	0.049
Benzo(a)pyrene	ND	0.20	ug/L	0.048
Indeno(1,2,3-cd)pyrene	ND	0.20	ug/L	0.065
Dibenz(a,h)anthracene	ND	0.20	ug/L	0.039
Benzo(ghi)perylene	ND	0.20	ug/L	0.053

(Continued on next page)

Environmental Quality Mgt., Inc.

Client Sample ID: FWGLL1mw-083C-0486-GW

GC/MS Semivolatiles

Lot-Sample #...: A7G100102-016 Work Order #...: J2JMK1AC Matrix.....: WG

SURROGATE	PERCENT RECOVERY	RECOVERY LIMITS
Nitrobenzene-d5	66	(32 - 112)
2-Fluorobiphenyl	70	(30 - 110)
Terphenyl-d14	102	(51 - 135)
Phenol-d5	65	(10 - 117)
2-Fluorophenol	43	(19 - 108)
2,4,6-Tribromophenol	89	(42 - 124)

NOTE(S):

J Estimated result. Result is less than RL.

Environmental Quality Mgt., Inc.

Client Sample ID: FWGLL1mw-DUP3-0499-GW

GC/MS Semivolatiles

Lot-Sample #...: A7G100102-018 **Work Order #...:** J2JMM1AC **Matrix.....:** WG
Date Sampled...: 07/09/07 15:15 **Date Received..:** 07/10/07
Prep Date.....: 07/10/07 **Analysis Date..:** 07/23/07
Prep Batch #...: 7191113
Dilution Factor: 1 **Initial Wgt/Vol:** 990 mL **Final Wgt/Vol..:** 2 mL
Method.....: SW846 8270C

PARAMETER	RESULT	REPORTING LIMIT	UNITS	MDL
Benzoic acid	ND	10	ug/L	4.4
Benzyl alcohol	ND	5.0	ug/L	0.49
Phenol	ND	1.0	ug/L	0.96
bis(2-Chloroethyl)-ether	ND	1.0	ug/L	0.088
2-Chlorophenol	ND	1.0	ug/L	0.039
1,3-Dichlorobenzene	ND	1.0	ug/L	0.53
1,4-Dichlorobenzene	ND	1.0	ug/L	0.52
1,2-Dichlorobenzene	ND	1.0	ug/L	0.59
2-Methylphenol	ND	1.0	ug/L	0.56
2,2'-oxybis(1-Chloro-propane)	ND	1.0	ug/L	0.52
4-Methylphenol	ND	1.0	ug/L	0.64
N-Nitrosodi-n-propyl-amine	ND	1.0	ug/L	0.53
Hexachloroethane	ND	1.0	ug/L	0.58
Nitrobenzene	ND	1.0	ug/L	0.053
Isophorone	ND	1.0	ug/L	0.50
2-Nitrophenol	ND	2.0	ug/L	1.3
2,4-Dimethylphenol	ND	2.0	ug/L	0.56
bis(2-Chloroethoxy) methane	ND	1.0	ug/L	0.49
2,4-Dichlorophenol	ND	2.0	ug/L	1.1
1,2,4-Trichloro-benzene	ND	1.0	ug/L	0.59
Naphthalene	ND	0.20	ug/L	0.069
4-Chloroaniline	ND	2.0	ug/L	0.56
Hexachlorobutadiene	ND	1.0	ug/L	0.51
4-Chloro-3-methylphenol	ND	2.0	ug/L	0.41
2-Methylnaphthalene	ND	0.20	ug/L	0.061
Hexachlorocyclopenta-diene	ND	10	ug/L	0.74
2,4,6-Trichloro-phenol	ND	5.0	ug/L	1.4
2,4,5-Trichloro-phenol	ND	5.0	ug/L	0.96
2-Chloronaphthalene	ND	1.0	ug/L	0.62
2-Nitroaniline	ND	2.0	ug/L	0.43

(Continued on next page)

Environmental Quality Mgt., Inc.

Client Sample ID: FWGLL1mw-DUP3-0499-GW

GC/MS Semivolatiles

Lot-Sample #...: A7G100102-018 **Work Order #...:** J2JMM1AC **Matrix.....:** WG

PARAMETER	RESULT	REPORTING LIMIT	UNITS	MDL
Dimethyl phthalate	ND	1.0	ug/L	0.44
Acenaphthylene	ND	0.20	ug/L	0.054
2,6-Dinitrotoluene	ND	5.0	ug/L	0.47
3-Nitroaniline	ND	2.0	ug/L	0.67
Acenaphthene	ND	0.20	ug/L	0.054
2,4-Dinitrophenol	ND	5.0	ug/L	3.5
4-Nitrophenol	ND	5.0	ug/L	0.63
Dibenzofuran	ND	1.0	ug/L	0.54
2,4-Dinitrotoluene	**2.0 J**	**5.0**	**ug/L**	**0.40**
Diethyl phthalate	ND	1.0	ug/L	0.63
4-Chlorophenyl phenyl ether	ND	2.0	ug/L	0.55
Fluorene	ND	0.20	ug/L	0.043
4-Nitroaniline	ND	2.0	ug/L	0.47
4,6-Dinitro-2-methylphenol	ND	5.0	ug/L	0.27
N-Nitrosodiphenylamine	ND	1.0	ug/L	0.46
4-Bromophenyl phenyl ether	ND	2.0	ug/L	0.52
Hexachlorobenzene	ND	0.20	ug/L	0.065
Pentachlorophenol	ND	5.0	ug/L	0.48
Phenanthrene	ND	0.20	ug/L	0.087
Anthracene	ND	0.20	ug/L	0.054
Carbazole	ND	1.0	ug/L	0.54
Di-n-butyl phthalate	ND	1.0	ug/L	0.61
Fluoranthene	ND	0.20	ug/L	0.036
Pyrene	ND	0.20	ug/L	0.048
Butyl benzyl phthalate	ND	1.0	ug/L	0.51
3,3'-Dichlorobenzidine	ND	5.0	ug/L	0.48
Benzo(a)anthracene	ND	0.20	ug/L	0.052
Chrysene	ND	0.20	ug/L	0.048
bis(2-Ethylhexyl) phthalate	ND	10	ug/L	0.88
Di-n-octyl phthalate	ND	1.0	ug/L	0.39
Benzo(b)fluoranthene	ND	0.20	ug/L	0.049
Benzo(k)fluoranthene	ND	0.20	ug/L	0.049
Benzo(a)pyrene	ND	0.20	ug/L	0.048
Indeno(1,2,3-cd)pyrene	ND	0.20	ug/L	0.065
Dibenz(a,h)anthracene	ND	0.20	ug/L	0.039
Benzo(ghi)perylene	ND	0.20	ug/L	0.053

(Continued on next page)

Environmental Quality Mgt., Inc.

Client Sample ID: FWGLL1mw-DUP3-0499-GW

GC/MS Semivolatiles

Lot-Sample #...: A7G100102-018 **Work Order #...:** J2JMM1AC **Matrix.....:** WG

SURROGATE	PERCENT RECOVERY	RECOVERY LIMITS
Nitrobenzene-d5	72	(32 - 112)
2-Fluorobiphenyl	74	(30 - 110)
Terphenyl-d14	104	(51 - 135)
Phenol-d5	73	(10 - 117)
2-Fluorophenol	45	(19 - 108)
2,4,6-Tribromophenol	88	(42 - 124)

NOTE(S):

J Estimated result. Result is less than RL.

Environmental Quality Mgt., Inc.

Client Sample ID: FWGLL1mw-078C-0484-GW

GC/MS Semivolatiles

Lot-Sample #...: A7G100102-020 **Work Order #...:** J2JMQ1AC **Matrix.....:** WG
Date Sampled...: 07/09/07 16:55 **Date Received..:** 07/10/07
Prep Date.....: 07/10/07 **Analysis Date..:** 07/23/07
Prep Batch #...: 7191113
Dilution Factor: 1 **Initial Wgt/Vol:** 1020 mL **Final Wgt/Vol..:** 2 mL
Method.....: SW846 8270C

PARAMETER	RESULT	REPORTING LIMIT	UNITS	MDL
Benzoic acid	ND	10	ug/L	4.4
Benzyl alcohol	ND	5.0	ug/L	0.49
Phenol	ND	1.0	ug/L	0.96
bis(2-Chloroethyl)-ether	ND	1.0	ug/L	0.088
2-Chlorophenol	ND	1.0	ug/L	0.039
1,3-Dichlorobenzene	ND	1.0	ug/L	0.53
1,4-Dichlorobenzene	ND	1.0	ug/L	0.52
1,2-Dichlorobenzene	ND	1.0	ug/L	0.59
2-Methylphenol	ND	1.0	ug/L	0.56
2,2'-oxybis(1-Chloro-propane)	ND	1.0	ug/L	0.52
4-Methylphenol	ND	1.0	ug/L	0.64
N-Nitrosodi-n-propyl-amine	ND	1.0	ug/L	0.53
Hexachloroethane	ND	1.0	ug/L	0.58
Nitrobenzene	ND	1.0	ug/L	0.053
Isophorone	ND	1.0	ug/L	0.50
2-Nitrophenol	ND	2.0	ug/L	1.3
2,4-Dimethylphenol	ND	2.0	ug/L	0.56
bis(2-Chloroethoxy) methane	ND	1.0	ug/L	0.49
2,4-Dichlorophenol	ND	2.0	ug/L	1.1
1,2,4-Trichloro-benzene	ND	1.0	ug/L	0.59
Naphthalene	ND	0.20	ug/L	0.069
4-Chloroaniline	ND	2.0	ug/L	0.56
Hexachlorobutadiene	ND	1.0	ug/L	0.51
4-Chloro-3-methylphenol	ND	2.0	ug/L	0.41
2-Methylnaphthalene	ND	0.20	ug/L	0.061
Hexachlorocyclopenta-diene	ND	10	ug/L	0.74
2,4,6-Trichloro-phenol	ND	5.0	ug/L	1.4
2,4,5-Trichloro-phenol	ND	5.0	ug/L	0.96
2-Chloronaphthalene	ND	1.0	ug/L	0.62
2-Nitroaniline	ND	2.0	ug/L	0.43

(Continued on next page)

Environmental Quality Mgt., Inc.

Client Sample ID: FWGLL1mw-078C-0484-GW

GC/MS Semivolatiles

Lot-Sample #...: A7G100102-020 Work Order #...: J2JMQ1AC Matrix.....: WG

PARAMETER	RESULT	REPORTING LIMIT	UNITS	MDL
Dimethyl phthalate	ND	1.0	ug/L	0.44
Acenaphthylene	ND	0.20	ug/L	0.054
2,6-Dinitrotoluene	ND	5.0	ug/L	0.47
3-Nitroaniline	ND	2.0	ug/L	0.67
Acenaphthene	ND	0.20	ug/L	0.054
2,4-Dinitrophenol	ND	5.0	ug/L	3.5
4-Nitrophenol	ND	5.0	ug/L	0.63
Dibenzofuran	ND	1.0	ug/L	0.54
2,4-Dinitrotoluene	ND	5.0	ug/L	0.40
Diethyl phthalate	ND	1.0	ug/L	0.63
4-Chlorophenyl phenyl ether	ND	2.0	ug/L	0.55
Fluorene	ND	0.20	ug/L	0.043
4-Nitroaniline	ND	2.0	ug/L	0.47
4,6-Dinitro-2-methylphenol	ND	5.0	ug/L	0.27
N-Nitrosodiphenylamine	ND	1.0	ug/L	0.46
4-Bromophenyl phenyl ether	ND	2.0	ug/L	0.52
Hexachlorobenzene	ND	0.20	ug/L	0.065
Pentachlorophenol	ND	5.0	ug/L	0.48
Phenanthrene	ND	0.20	ug/L	0.087
Anthracene	ND	0.20	ug/L	0.054
Carbazole	ND	1.0	ug/L	0.54
Di-n-butyl phthalate	ND	1.0	ug/L	0.61
Fluoranthene	ND	0.20	ug/L	0.036
Pyrene	ND	0.20	ug/L	0.048
Butyl benzyl phthalate	ND	1.0	ug/L	0.51
3,3'-Dichlorobenzidine	ND	5.0	ug/L	0.48
Benzo(a)anthracene	ND	0.20	ug/L	0.052
Chrysene	ND	0.20	ug/L	0.048
bis(2-Ethylhexyl) phthalate	**0.96 J**	**10**	**ug/L**	**0.88**
Di-n-octyl phthalate	ND	1.0	ug/L	0.39
Benzo(b)fluoranthene	ND	0.20	ug/L	0.049
Benzo(k)fluoranthene	ND	0.20	ug/L	0.049
Benzo(a)pyrene	ND	0.20	ug/L	0.048
Indeno(1,2,3-cd)pyrene	ND	0.20	ug/L	0.065
Dibenz(a,h)anthracene	ND	0.20	ug/L	0.039
Benzo(ghi)perylene	ND	0.20	ug/L	0.053

(Continued on next page)

Environmental Quality Mgt., Inc.

Client Sample ID: FWGLL1mw-078C-0484-GW

GC/MS Semivolatiles

Lot-Sample #...: A7G100102-020 Work Order #...: J2JMQ1AC Matrix.....: WG

SURROGATE	PERCENT RECOVERY	RECOVERY LIMITS
Nitrobenzene-d5	55	(32 - 112)
2-Fluorobiphenyl	56	(30 - 110)
Terphenyl-d14	102	(51 - 135)
Phenol-d5	54	(10 - 117)
2-Fluorophenol	28	(19 - 108)
2,4,6-Tribromophenol	81	(42 - 124)

NOTE(S):

J Estimated result. Result is less than RL.

STL North Canton

CONTINUING CALIBRATION COMPOUNDS

Instrument ID: a4hp7.i
Lab File ID: QCMRLCL.D
Analysis Type:
Lab Sample ID: QCMRLCL
Method: \\cansvr11\dd\chem\MSS\a4hp7.i\70723a.b\8270P.m

Injection Date: 24-JUL-2007 02:08
Init. Cal. Date(s): 23-JUL-2007 23-JUL-2007
Init. Cal. Times: 14:52 17:54
Quant Type: ISTD

COMPOUND	RRF / AMOUNT	RF3	CCAL RRF3	MIN RRF	%D / %DRIFT	MAX %D / %DRIFT	CURVE TYPE
68 1,2,3,5-Tetrachlorobenzene	0.56612	0.57387	0.57387	0.010	-1.36872	50.00000	Averaged
70 2-Chloronaphthalene	1.02817	0.98334	0.98334	0.010	4.36099	50.00000	Averaged
73 2-Nitroaniline	0.63661	0.61194	0.61194	0.010	3.87536	50.00000	Averaged
74 1,2,3,4-Tetrachlorobenzene	0.52147	0.51658	0.51658	0.010	0.93822	50.00000	Averaged
76 Dimethylphthalate	1.25225	1.21286	1.21286	0.010	3.14518	50.00000	Averaged
78 2,6-Dinitrotoluene	0.27478	0.25014	0.25014	0.010	8.96690	50.00000	Averaged
79 Acenaphthylene	1.69229	1.58915	1.58915	0.010	6.09473	50.00000	Averaged
80 1,2-Dinitrobenzene	0.13036	0.13150	0.13150	0.010	-0.87958	50.00000	Averaged
81 3-Nitroaniline	0.27476	0.25426	0.25426	0.010	7.46291	50.00000	Averaged
82 Acenaphthene	2.50000	2.47666	1.06520	0.010	0.93352	0.000e+000	Quadratic
83 2,4-Dinitrophenol 41.5%	5.00000	2.07318	0.06933	0.050	58.53637	0.000e+000	Quadratic
85 4-Nitrophenol 54.3%	2.50000	1.40873	0.17187	0.050	43.65064	0.000e+000	Quadratic
86 Dibenzofuran	1.48549	1.44569	1.44569	0.010	2.67879	50.00000	Averaged
87 2,4-Dinitrotoluene	0.36913	0.34769	0.34769	0.010	5.80692	50.00000	Averaged
91 2,3,5,6-Tetrachlorophenol	0.32434	0.28258	0.28258	0.010	12.87451	50.00000	Averaged
93 Diethylphthalate	1.35702	1.35647	1.35647	0.010	0.04062	50.00000	Averaged
94 Fluorene	2.50000	2.54641	1.27732	0.010	-1.85636	0.000e+000	Quadratic
95 4-Chlorophenyl-phenylether	0.61363	0.60552	0.60552	0.010	1.32165	50.00000	Averaged
96 4-Nitroaniline	2.50000	2.27878	0.28833	0.010	8.84894	0.000e+000	Quadratic
98 4,6-Dinitro-2-methylphenol 57.8%	2.50000	1.44444	0.06844	0.010	42.22224	0.000e+000	Quadratic
99 N-Nitrosodiphenylamine	0.49504	0.46967	0.46967	0.010	5.12560	20.00000	Averaged
100 1,2-Diphenylhydrazine	1.21864	1.16598	1.16598	0.010	4.32120	50.00000	Averaged
106 4-Bromophenyl-phenylether	0.19011	0.18526	0.18526	0.010	2.55041	50.00000	Averaged
107 Hexachlorobenzene	0.18966	0.19024	0.19024	0.010	-0.30894	50.00000	Averaged
212 Atrazine	0.19129	0.19061	0.19061	0.010	0.35949	50.00000	Averaged
111 Pentachlorophenol 64.5%	5.00000	3.22410	0.08965	0.010	35.51805	0.000e+000	Quadratic
115 Phenanthrene	1.00617	0.94542	0.94542	0.010	6.03736	50.00000	Averaged
116 Anthracene	1.02305	0.94185	0.94185	0.010	7.93678	50.00000	Averaged
119 Carbazole	0.90454	0.82603	0.82603	0.010	8.67967	50.00000	Averaged
120 Di-n-Butylphthalate	1.27582	1.13716	1.13716	0.010	10.86841	50.00000	Averaged
123 Fluoranthene	1.07398	1.01166	1.01166	0.010	5.80259	20.00000	Averaged
124 Benzidine	2.50000	1.86119	0.36151	0.010	25.55222	0.000e+000	Quadratic
125 Pyrene	1.17094	1.12664	1.12664	0.010	3.78310	50.00000	Averaged
131 Butylbenzylphthalate	0.55768	0.50819	0.50819	0.010	8.87547	50.00000	Averaged
133 3,3'-Dimethoxybenzidine	0.25308	0.19773	0.19773	0.010	21.87026	50.00000	Averaged
135 3,3'-Dichlorobenzidine	0.44656	0.40202	0.40202	0.010	9.97521	50.00000	Averaged
136 Benzo(a)Anthracene	1.19572	1.07887	1.07887	0.010	9.77193	50.00000	Averaged
137 Chrysene	1.08639	0.96241	0.96241	0.010	11.41166	50.00000	Averaged
138 4,4'-Methylene bis(o-chloro	0.23640	0.20671	0.20671	0.010	12.56049	50.00000	Averaged
139 bis(2-ethylhexyl)Phthalate	0.80848	0.72933	0.72933	0.010	9.79019	50.00000	Averaged
140 Di-n-octylphthalate	1.48499	1.43679	1.43679	0.010	3.24590	20.00000	Averaged
141 Benzo(b)fluoranthene	1.17770	1.07265	1.07265	0.010	8.91948	50.00000	Averaged

METHOD BLANK REPORT

GC/MS Semivolatiles

Client Lot #...: A7G100102 Work Order #...: J2JRX1AA Matrix.....: WATER
MB Lot-Sample #: A7G100000-113

Prep Date.....: 07/10/07 Final Wgt/Vol..: 2 mL
Analysis Date..: 07/23/07 Prep Batch #...: 7191113
Dilution Factor: 1 Initial Wgt/Vol: 1000 mL

PARAMETER	RESULT	REPORTING LIMIT	UNITS	METHOD
Benzoic acid	ND	10	ug/L	SW846 8270C
Benzyl alcohol	ND	5.0	ug/L	SW846 8270C
Phenol	ND	1.0	ug/L	SW846 8270C
bis(2-Chloroethyl)-ether	ND	1.0	ug/L	SW846 8270C
2-Chlorophenol	ND	1.0	ug/L	SW846 8270C
1,3-Dichlorobenzene	ND	1.0	ug/L	SW846 8270C
1,4-Dichlorobenzene	ND	1.0	ug/L	SW846 8270C
1,2-Dichlorobenzene	ND	1.0	ug/L	SW846 8270C
2-Methylphenol	ND	1.0	ug/L	SW846 8270C
2,2'-oxybis(1-Chloro-propane)	ND	1.0	ug/L	SW846 8270C
4-Methylphenol	ND	1.0	ug/L	SW846 8270C
N-Nitrosodi-n-propyl-amine	ND	1.0	ug/L	SW846 8270C
Hexachloroethane	ND	1.0	ug/L	SW846 8270C
Nitrobenzene	ND	1.0	ug/L	SW846 8270C
Isophorone	ND	1.0	ug/L	SW846 8270C
2-Nitrophenol	ND	2.0	ug/L	SW846 8270C
2,4-Dimethylphenol	ND	2.0	ug/L	SW846 8270C
bis(2-Chloroethoxy) methane	ND	1.0	ug/L	SW846 8270C
2,4-Dichlorophenol	ND	2.0	ug/L	SW846 8270C
1,2,4-Trichloro-benzene	ND	1.0	ug/L	SW846 8270C
Naphthalene	ND	0.20	ug/L	SW846 8270C
4-Chloroaniline	ND	2.0	ug/L	SW846 8270C
Hexachlorobutadiene	ND	1.0	ug/L	SW846 8270C
4-Chloro-3-methylphenol	ND	2.0	ug/L	SW846 8270C
2-Methylnaphthalene	ND	0.20	ug/L	SW846 8270C
Hexachlorocyclopenta-diene	ND	10	ug/L	SW846 8270C
2,4,6-Trichloro-phenol	ND	5.0	ug/L	SW846 8270C
2,4,5-Trichloro-phenol	ND	5.0	ug/L	SW846 8270C
2-Chloronaphthalene	ND	1.0	ug/L	SW846 8270C
2-Nitroaniline	ND	2.0	ug/L	SW846 8270C
Dimethyl phthalate	ND	1.0	ug/L	SW846 8270C
Acenaphthylene	ND	0.20	ug/L	SW846 8270C
2,6-Dinitrotoluene	ND	5.0	ug/L	SW846 8270C

(Continued on next page)

METHOD BLANK REPORT

GC/MS Semivolatiles

Client Lot #...: A7G100102 Work Order #...: J2JRX1AA Matrix.....: WATER

PARAMETER	RESULT	REPORTING LIMIT	UNITS	METHOD
3-Nitroaniline	ND	2.0	ug/L	SW846 8270C
Acenaphthene	ND	0.20	ug/L	SW846 8270C
2,4-Dinitrophenol	ND	5.0	ug/L	SW846 8270C
4-Nitrophenol	ND	5.0	ug/L	SW846 8270C
Dibenzofuran	ND	1.0	ug/L	SW846 8270C
2,4-Dinitrotoluene	ND	5.0	ug/L	SW846 8270C
Diethyl phthalate	ND	1.0	ug/L	SW846 8270C
4-Chlorophenyl phenyl ether	ND	2.0	ug/L	SW846 8270C
Fluorene	ND	0.20	ug/L	SW846 8270C
4-Nitroaniline	ND	2.0	ug/L	SW846 8270C
4,6-Dinitro-2-methylphenol	ND	5.0	ug/L	SW846 8270C
N-Nitrosodiphenylamine	ND	1.0	ug/L	SW846 8270C
4-Bromophenyl phenyl ether	ND	2.0	ug/L	SW846 8270C
Hexachlorobenzene	ND	0.20	ug/L	SW846 8270C
Pentachlorophenol	ND	5.0	ug/L	SW846 8270C
Phenanthrene	ND	0.20	ug/L	SW846 8270C
Anthracene	ND	0.20	ug/L	SW846 8270C
Carbazole	ND	1.0	ug/L	SW846 8270C
Di-n-butyl phthalate	ND	1.0	ug/L	SW846 8270C
Fluoranthene	ND	0.20	ug/L	SW846 8270C
Pyrene	ND	0.20	ug/L	SW846 8270C
Butyl benzyl phthalate	ND	1.0	ug/L	SW846 8270C
3,3'-Dichlorobenzidine	ND	5.0	ug/L	SW846 8270C
Benzo(a)anthracene	ND	0.20	ug/L	SW846 8270C
Chrysene	ND	0.20	ug/L	SW846 8270C
bis(2-Ethylhexyl) phthalate	ND	10	ug/L	SW846 8270C
Di-n-octyl phthalate	ND	1.0	ug/L	SW846 8270C
Benzo(b)fluoranthene	ND	0.20	ug/L	SW846 8270C
Benzo(k)fluoranthene	ND	0.20	ug/L	SW846 8270C
Benzo(a)pyrene	ND	0.20	ug/L	SW846 8270C
Indeno(1,2,3-cd)pyrene	ND	0.20	ug/L	SW846 8270C
Dibenz(a,h)anthracene	ND	0.20	ug/L	SW846 8270C
Benzo(ghi)perylene	ND	0.20	ug/L	SW846 8270C

SURROGATE	PERCENT RECOVERY	RECOVERY LIMITS
Nitrobenzene-d5	87	(32 - 112)
2-Fluorobiphenyl	86	(30 - 110)
Terphenyl-d14	107	(51 - 135)
Phenol-d5	87	(10 - 117)
2-Fluorophenol	78	(19 - 108)

(Continued on next page)

METHOD BLANK REPORT

GC/MS Semivolatiles

Client Lot #...: A7G100102 **Work Order #...:** J2JRX1AA **Matrix.....:** WATER

PARAMETER	RESULT	REPORTING LIMIT	UNITS	METHOD
2,4,6-Tribromophenol	83	(42 - 124)		

NOTE(S):

Calculations are performed before rounding to avoid round-off errors in calculated results.

Laboratory Control Sample / Laboratory Control Sample Duplicate Outlier Report

Method Batch : 7191113 **Analysis Method :** 8270C **Analysis Date :** 07/23/2007

Preparation Batch : 7191113 **Preparation Type :** 3520C **Preparation Date :** 07/10/2007

Lab Reporting Batch : A7G100102 **Lab ID:** STLCAN

LCS Lab Sample ID	Matrix	Analyte Name	Reported Values		Project Limits (Percent)			
			Percent Recovery	RPD	Rejection Point	Lower Limit	Upper Limit	RPD
A7G100000113C	AQ	Benzoic acid	14		30.00	30.00	136.00	30.00
		Hexachlorocyclopentadiene	8.4		30.00	30.00	115.00	30.00

Associated Samples

Client Sample ID	Lab Sample ID
FWGDA2mw-DET1bR-0476-GW	A7G100102001
FWGEQUIPRinse1-0501-GW	A7G100102007
FWGLL1mw-078C-0484-GW	A7G100102020
FWGLL1mw-083C-0486-GW	A7G100102016
FWGLL1mw-DUP3-0499-GW	A7G100102018
FWGLL2mw-059C-0487-GW	A7G100102003
FWGLL2mw-262C-0488-GW	A7G100102005
FWGLL2mw-263C-0489-GW	A7G100102013
FWGLL4mw-198C-0492-GW	A7G100102011
FWGLL4mw-199C-0493-GW	A7G100102009

Scope of Data Qualification: The outlier in the LCS qualifies that analyte in all samples with the same Preparation Batch ID as the LCS

Project Number and Name: 030240.0005 - Ravenna GW

LABORATORY CONTROL SAMPLE EVALUATION REPORT

GC/MS Semivolatiles

Client Lot #...: A7G100102 **Work Order #...:** J2JRX1AC **Matrix.....:** WATER
LCS Lot-Sample#: A7G100000-113
Prep Date.....: 07/10/07 **Analysis Date..:** 07/23/07
Prep Batch #...: 7191113
Dilution Factor: 1 **Final Wgt/Vol..:** 2 mL
Initial Wgt/Vol: 1000 mL

PARAMETER	PERCENT RECOVERY	RECOVERY LIMITS	METHOD
Benzoic acid	14 a	(30 - 136)	SW846 8270C
Phenol	**81**	**(30 - 115)**	**SW846 8270C**
bis(2-Chloroethyl)-ether	98	(30 - 115)	SW846 8270C
2-Chlorophenol	**70**	**(30 - 120)**	**SW846 8270C**
1,3-Dichlorobenzene	76	(30 - 120)	SW846 8270C
1,4-Dichlorobenzene	**76**	**(30 - 115)**	**SW846 8270C**
1,2-Dichlorobenzene	82	(30 - 120)	SW846 8270C
2-Methylphenol	93	(30 - 116)	SW846 8270C
bis(2-Chloroisopropyl) ether	107	(50 - 150)	SW846 8270C
4-Methylphenol	96	(31 - 115)	SW846 8270C
N-Nitrosodi-n-propyl-amine	**101**	**(30 - 132)**	**SW846 8270C**
Hexachloroethane	66	(30 - 120)	SW846 8270C
Nitrobenzene	98	(31 - 115)	SW846 8270C
Isophorone	104	(33 - 115)	SW846 8270C
2-Nitrophenol	82	(33 - 115)	SW846 8270C
2,4-Dimethylphenol	44	(31 - 120)	SW846 8270C
bis(2-Chloroethoxy) methane	92	(30 - 115)	SW846 8270C
2,4-Dichlorophenol	85	(34 - 115)	SW846 8270C
1,2,4-Trichloro-benzene	**78**	**(30 - 120)**	**SW846 8270C**
Naphthalene	90	(30 - 119)	SW846 8270C
4-Chloroaniline	81	(30 - 133)	SW846 8270C
Hexachlorobutadiene	69	(30 - 120)	SW846 8270C
4-Chloro-3-methylphenol	**92**	**(31 - 121)**	**SW846 8270C**
2-Methylnaphthalene	96	(32 - 115)	SW846 8270C
Hexachlorocyclopenta-diene	8.4 a	(30 - 115)	SW846 8270C
2,4,6-Trichloro-phenol	91	(39 - 115)	SW846 8270C

(Continued on next page)

LABORATORY CONTROL SAMPLE EVALUATION REPORT

GC/MS Semivolatiles

Client Lot #...: A7G100102 **Work Order #...:** J2JRX1AC **Matrix.....:** WATER
LCS Lot-Sample#: A7G100000-113

PARAMETER	PERCENT RECOVERY	RECOVERY LIMITS	METHOD
2,4,5-Trichloro-phenol	88	(36 - 135)	SW846 8270C
2-Chloronaphthalene	90	(35 - 115)	SW846 8270C
2-Nitroaniline	97	(36 - 140)	SW846 8270C
Dimethyl phthalate	103	(42 - 116)	SW846 8270C
Acenaphthylene	92	(37 - 115)	SW846 8270C
2,6-Dinitrotoluene	106	(43 - 122)	SW846 8270C
3-Nitroaniline	97	(30 - 138)	SW846 8270C
Acenaphthene	**87**	**(31 - 120)**	**SW846 8270C**
2,4-Dinitrophenol	47	(29 - 146)	SW846 8270C
4-Nitrophenol	**94**	**(30 - 138)**	**SW846 8270C**
Dibenzofuran	96	(40 - 115)	SW846 8270C
2,4-Dinitrotoluene	**106**	**(34 - 151)**	**SW846 8270C**
Diethyl phthalate	104	(43 - 132)	SW846 8270C
4-Chlorophenyl phenyl ether	105	(40 - 115)	SW846 8270C
Fluorene	92	(41 - 115)	SW846 8270C
4-Nitroaniline	94	(30 - 140)	SW846 8270C
4,6-Dinitro-2-methylphenol	79	(42 - 144)	SW846 8270C
N-Nitrosodiphenylamine	98	(35 - 124)	SW846 8270C
4-Bromophenyl phenyl ether	103	(43 - 118)	SW846 8270C
Hexachlorobenzene	106	(42 - 123)	SW846 8270C
Pentachlorophenol	**83**	**(30 - 150)**	**SW846 8270C**
Phenanthrene	100	(45 - 117)	SW846 8270C
Anthracene	97	(45 - 118)	SW846 8270C
Carbazole	101	(49 - 126)	SW846 8270C
Di-n-butyl phthalate	106	(46 - 123)	SW846 8270C
Fluoranthene	108	(47 - 132)	SW846 8270C
Pyrene	**102**	**(35 - 139)**	**SW846 8270C**
Butyl benzyl phthalate	106	(37 - 136)	SW846 8270C
3,3'-Dichlorobenzidine	56	(30 - 160)	SW846 8270C
Benzo(a)anthracene	95	(43 - 138)	SW846 8270C
Chrysene	104	(42 - 142)	SW846 8270C
bis(2-Ethylhexyl) phthalate	103	(30 - 154)	SW846 8270C

(Continued on next page)

LABORATORY CONTROL SAMPLE EVALUATION REPORT

GC/MS Semivolatiles

Client Lot #...: A7G100102 **Work Order #...:** J2JRX1AC **Matrix.....:** WATER
LCS Lot-Sample#: A7G100000-113

PARAMETER	PERCENT RECOVERY	RECOVERY LIMITS	METHOD
Di-n-octyl phthalate	103	(36 - 151)	SW846 8270C
Benzo(b)fluoranthene	100	(31 - 146)	SW846 8270C
Benzo(k)fluoranthene	107	(40 - 127)	SW846 8270C
Benzo(a)pyrene	101	(38 - 144)	SW846 8270C
Indeno(1,2,3-cd)pyrene	108	(37 - 130)	SW846 8270C
Dibenz(a,h)anthracene	109	(38 - 130)	SW846 8270C
Benzo(ghi)perylene	107	(35 - 129)	SW846 8270C
Atrazine	123 a	(30 - 120)	SW846 8270C
Acetophenone	103	(30 - 120)	SW846 8270C
1,1'-Biphenyl	87	(30 - 120)	SW846 8270C
Caprolactam	98	(30 - 120)	SW846 8270C
Benzaldehyde	112	(30 - 120)	SW846 8270C

SURROGATE	PERCENT RECOVERY	RECOVERY LIMITS
Nitrobenzene-d5	96	(32 - 112)
2-Fluorobiphenyl	91	(30 - 110)
Terphenyl-d14	115	(51 - 135)
Phenol-d5	81	(10 - 117)
2-Fluorophenol	36	(19 - 108)
2,4,6-Tribromophenol	103	(42 - 124)

NOTE(S):

Calculations are performed before rounding to avoid round-off errors in calculated results.

Bold print denotes control parameters

a Spiked analyte recovery is outside stated control limits.

Matrix Spike / Matrix Spike Duplicate Recovery and RPD Outlier Report

Method Batch : 7191113 **Analysis Method :** 8270C **Analysis Date :** 07/23/2007

Preparation Batch : 7191113 **Preparation Type :** 3520C **Preparation Date :** 07/10/2007

Lab Reporting Batch : A7G100102 **Lab ID:** STLCAN

Client Sample ID	Lab Sample ID	Matrix	Analyte Name	Reported *		Project Limits (Percent)			
				Percent Recovery	RPD	Rejection Point**	Lower Limit	Upper Limit	RPD
FWGLL4mw-199C-0493-	A7G100102009S	AQ	3,3'-Dichlorobenzidine	24		0.00	45.00	135.00	20.00
			Hexachlorocyclopentadiene	9.7		0.00	45.00	135.00	20.00
FWGLL4mw-199C-0493-	A7G100102009D		3,3'-Dichlorobenzidine	28		0.00	45.00	135.00	20.00
			Hexachlorocyclopentadiene	8.2		0.00	45.00	135.00	20.00

Associated Samples: All samples in Method Batch

Client Sample ID	Lab Sample ID
FWGDA2mw-DET1bR-0476-GW	A7G100102001
FWGEQUIPRinse1-0501-GW	A7G100102007
FWGLL1mw-078C-0484-GW	A7G100102020
FWGLL1mw-083C-0486-GW	A7G100102016
FWGLL1mw-DUP3-0499-GW	A7G100102018
FWGLL2mw-059C-0487-GW	A7G100102003
FWGLL2mw-262C-0488-GW	A7G100102005
FWGLL2mw-263C-0489-GW	A7G100102013
FWGLL4mw-198C-0492-GW	A7G100102011
FWGLL4mw-199C-0493-GW	A7G100102009

* Only those Percent Recovery and/or RPD values outside project limits are listed in this report.
** Metal are also assessed against an upper rejection point of 150 percent for waters and 200 percent for soils and sediments

Project Number and Name: 030240.0005 - Ravenna GW

MATRIX SPIKE SAMPLE EVALUATION REPORT

GC/MS Semivolatiles

Client Lot #...: A7G100102 **Work Order #...:** J2JMA1AF-MS **Matrix.....:** WG
MS Lot-Sample #: A7G100102-009 J2JMA1AG-MSD
Date Sampled...: 07/09/07 11:40 **Date Received..:** 07/10/07
Prep Date.....: 07/10/07 **Analysis Date..:** 07/23/07
Prep Batch #...: 7191113
Dilution Factor: 1 **Initial Wgt/Vol:** 400 mL **Final Wgt/Vol..:** 2 mL

PARAMETER	PERCENT RECOVERY	RECOVERY LIMITS	RPD	RPD LIMITS	METHOD
Benzoic acid	74	(10 - 127)			SW846 8270C
	66	(10 - 127)	12	(0-99)	SW846 8270C
Phenol	**80**	**(10 - 116)**			**SW846 8270C**
	79	**(10 - 116)**	**1.5**	**(0-43)**	**SW846 8270C**
bis(2-Chloroethyl)-ether	86	(57 - 120)			SW846 8270C
	103	(57 - 120)	19	(0-51)	SW846 8270C
2-Chlorophenol	**73**	**(37 - 106)**			**SW846 8270C**
	71	**(37 - 106)**	**3.0**	**(0-43)**	**SW846 8270C**
1,3-Dichlorobenzene	68	(35 - 114)			SW846 8270C
	65	(35 - 114)	3.4	(0-89)	SW846 8270C
1,4-Dichlorobenzene	**64**	**(32 - 98)**			**SW846 8270C**
	66	**(32 - 98)**	**2.7**	**(0-36)**	**SW846 8270C**
1,2-Dichlorobenzene	71	(43 - 112)			SW846 8270C
	70	(43 - 112)	2.0	(0-85)	SW846 8270C
2-Methylphenol	80	(42 - 113)			SW846 8270C
	89	(42 - 113)	11	(0-73)	SW846 8270C
bis(2-Chloroisopropyl) ether	85	(53 - 122)			SW846 8270C
	88	(53 - 122)	3.2	(0-52)	SW846 8270C
4-Methylphenol	86	(29 - 122)			SW846 8270C
	91	(29 - 122)	6.0	(0-55)	SW846 8270C
N-Nitrosodi-n-propyl-amine	**88**	**(18 - 115)**			**SW846 8270C**
	94	**(18 - 115)**	**6.4**	**(0-36)**	**SW846 8270C**
Hexachloroethane	54	(28 - 94)			SW846 8270C
	56	(28 - 94)	4.5	(0-92)	SW846 8270C
Nitrobenzene	93	(56 - 125)			SW846 8270C
	91	(56 - 125)	2.2	(0-81)	SW846 8270C
Isophorone	98	(56 - 112)			SW846 8270C
	102	(56 - 112)	3.3	(0-50)	SW846 8270C
2-Nitrophenol	83	(51 - 131)			SW846 8270C
	81	(51 - 131)	2.9	(0-77)	SW846 8270C
2,4-Dimethylphenol	58	(28 - 109)			SW846 8270C
	57	(28 - 109)	2.9	(0-62)	SW846 8270C

(Continued on next page)

MATRIX SPIKE SAMPLE EVALUATION REPORT

GC/MS Semivolatiles

Client Lot #...: A7G100102 **Work Order #...:** J2JMA1AF-MS **Matrix.....:** WG
MS Lot-Sample #: A7G100102-009 J2JMA1AG-MSD

PARAMETER	PERCENT RECOVERY	RECOVERY LIMITS	RPD	RPD LIMITS	METHOD
bis(2-Chloroethoxy) methane	83	(57 - 114)			SW846 8270C
	87	(57 - 114)	5.4	(0-49)	SW846 8270C
2,4-Dichlorophenol	83	(52 - 121)			SW846 8270C
	86	(52 - 121)	4.3	(0-88)	SW846 8270C
1,2,4-Trichloro-benzene	**70**	**(22 - 110)**			**SW846 8270C**
	71	**(22 - 110)**	**1.1**	**(0-37)**	**SW846 8270C**
Naphthalene	81	(50 - 176)			SW846 8270C
	82	(50 - 176)	1.5	(0-52)	SW846 8270C
4-Chloroaniline	70	(15 - 109)			SW846 8270C
	77	(15 - 109)	9.6	(0-99)	SW846 8270C
Hexachlorobutadiene	61	(35 - 118)			SW846 8270C
	61	(35 - 118)	0.87	(0-56)	SW846 8270C
4-Chloro-3-methylphenol	**88**	**(47 - 111)**			**SW846 8270C**
	96	**(47 - 111)**	**8.0**	**(0-55)**	**SW846 8270C**
2-Methylnaphthalene	89	(45 - 119)			SW846 8270C
	96	(45 - 119)	7.1	(0-51)	SW846 8270C
Hexachlorocyclopenta-diene	9.7 a	(10 - 98)			SW846 8270C
	8.2 a	(10 - 98)	16	(0-97)	SW846 8270C
2,4,6-Trichloro-phenol	88	(46 - 122)			SW846 8270C
	89	(46 - 122)	2.0	(0-98)	SW846 8270C
2,4,5-Trichloro-phenol	87	(45 - 125)			SW846 8270C
	89	(45 - 125)	2.4	(0-74)	SW846 8270C
2-Chloronaphthalene	83	(51 - 119)			SW846 8270C
	85	(51 - 119)	3.2	(0-51)	SW846 8270C
2-Nitroaniline	93	(48 - 125)			SW846 8270C
	96	(48 - 125)	3.7	(0-83)	SW846 8270C
Dimethyl phthalate	96	(25 - 127)			SW846 8270C
	100	(25 - 127)	4.0	(0-99)	SW846 8270C
Acenaphthylene	82	(49 - 111)			SW846 8270C
	86	(49 - 111)	4.6	(0-51)	SW846 8270C
2,6-Dinitrotoluene	100	(58 - 127)			SW846 8270C
	100	(58 - 127)	0.49	(0-82)	SW846 8270C

(Continued on next page)

MATRIX SPIKE SAMPLE EVALUATION REPORT

GC/MS Semivolatiles

Client Lot #...: A7G100102 **Work Order #...:** J2JMA1AF-MS **Matrix.....:** WG
MS Lot-Sample #: A7G100102-009 J2JMA1AG-MSD

PARAMETER	PERCENT RECOVERY	RECOVERY LIMITS	RPD	RPD LIMITS	METHOD
3-Nitroaniline	90	(19 - 126)			SW846 8270C
	89	(19 - 126)	1.8	(0-99)	SW846 8270C
Acenaphthene	**81**	**(26 - 118)**			**SW846 8270C**
	84	**(26 - 118)**	**3.1**	**(0-35)**	**SW846 8270C**
2,4-Dinitrophenol	65	(14 - 138)			SW846 8270C
	63	(14 - 138)	3.1	(0-99)	SW846 8270C
4-Nitrophenol	**96**	**(10 - 123)**			**SW846 8270C**
	92	**(10 - 123)**	**3.5**	**(0-34)**	**SW846 8270C**
Dibenzofuran	87	(51 - 117)			SW846 8270C
	89	(51 - 117)	1.7	(0-51)	SW846 8270C
2,4-Dinitrotoluene	**99**	**(31 - 131)**			**SW846 8270C**
	103	**(31 - 131)**	**3.1**	**(0-32)**	**SW846 8270C**
Diethyl phthalate	97	(41 - 118)			SW846 8270C
	103	(41 - 118)	5.3	(0-81)	SW846 8270C
4-Chlorophenyl phenyl ether	94	(51 - 118)			SW846 8270C
	100	(51 - 118)	5.9	(0-51)	SW846 8270C
Fluorene	86	(51 - 119)			SW846 8270C
	89	(51 - 119)	3.3	(0-51)	SW846 8270C
4-Nitroaniline	82	(20 - 122)			SW846 8270C
	83	(20 - 122)	1.6	(0-99)	SW846 8270C
4,6-Dinitro-2-methylphenol	81	(40 - 130)			SW846 8270C
	80	(40 - 130)	0.99	(0-99)	SW846 8270C
N-Nitrosodiphenylamine	67	(49 - 117)			SW846 8270C
	69	(49 - 117)	3.0	(0-51)	SW846 8270C
4-Bromophenyl phenyl ether	98	(51 - 119)			SW846 8270C
	96	(51 - 119)	1.6	(0-51)	SW846 8270C
Hexachlorobenzene	95	(48 - 123)			SW846 8270C
	95	(48 - 123)	0.04	(0-51)	SW846 8270C
Pentachlorophenol	**89**	**(38 - 137)**			**SW846 8270C**
	85	**(38 - 137)**	**4.7**	**(0-56)**	**SW846 8270C**
Phenanthrene	93	(52 - 117)			SW846 8270C
	91	(52 - 117)	2.2	(0-51)	SW846 8270C
Anthracene	87	(49 - 118)			SW846 8270C
	88	(49 - 118)	1.1	(0-51)	SW846 8270C
Carbazole	93	(48 - 119)			SW846 8270C
	91	(48 - 119)	1.9	(0-53)	SW846 8270C

(Continued on next page)

MATRIX SPIKE SAMPLE EVALUATION REPORT

GC/MS Semivolatiles

Client Lot #...: A7G100102 **Work Order #...:** J2JMA1AF-MS **Matrix.....:** WG
MS Lot-Sample #: A7G100102-009 J2JMA1AG-MSD

PARAMETER	PERCENT RECOVERY	RECOVERY LIMITS	RPD	RPD LIMITS	METHOD
Di-n-butyl phthalate	98	(41 - 121)			SW846 8270C
	97	(41 - 121)	1.2	(0-53)	SW846 8270C
Fluoranthene	99	(49 - 122)			SW846 8270C
	98	(49 - 122)	0.91	(0-53)	SW846 8270C
Pyrene	**94**	**(27 - 138)**			**SW846 8270C**
	95	**(27 - 138)**	**0.51**	**(0-31)**	**SW846 8270C**
Butyl benzyl phthalate	97	(41 - 127)			SW846 8270C
	99	(41 - 127)	2.1	(0-84)	SW846 8270C
3,3'-Dichlorobenzidine	24	(19 - 111)			SW846 8270C
	28	(19 - 111)	17	(0-99)	SW846 8270C
Benzo(a)anthracene	89	(48 - 115)			SW846 8270C
	89	(48 - 115)	0.49	(0-51)	SW846 8270C
Chrysene	94	(49 - 118)			SW846 8270C
	95	(49 - 118)	1.2	(0-52)	SW846 8270C
bis(2-Ethylhexyl) phthalate	104	(43 - 128)			SW846 8270C
	105	(43 - 128)	1.6	(0-84)	SW846 8270C
Di-n-octyl phthalate	94	(39 - 144)			SW846 8270C
	95	(39 - 144)	0.76	(0-89)	SW846 8270C
Benzo(b)fluoranthene	91	(44 - 123)			SW846 8270C
	93	(44 - 123)	2.6	(0-54)	SW846 8270C
Benzo(k)fluoranthene	95	(46 - 123)			SW846 8270C
	94	(46 - 123)	0.57	(0-53)	SW846 8270C
Benzo(a)pyrene	89	(44 - 122)			SW846 8270C
	90	(44 - 122)	0.13	(0-51)	SW846 8270C
Indeno(1,2,3-cd)pyrene	96	(39 - 126)			SW846 8270C
	97	(39 - 126)	1.1	(0-59)	SW846 8270C
Dibenz(a,h)anthracene	99	(45 - 127)			SW846 8270C
	99	(45 - 127)	0.26	(0-57)	SW846 8270C
Benzo(ghi)perylene	97	(44 - 122)			SW846 8270C
	98	(44 - 122)	0.58	(0-55)	SW846 8270C
Atrazine	109	(30 - 120)			SW846 8270C
	116	(30 - 120)	6.2	(0-20)	SW846 8270C
Benzaldehyde	98	(30 - 120)			SW846 8270C
	89	(30 - 120)	9.4	(0-20)	SW846 8270C
Acetophenone	87	(30 - 120)			SW846 8270C
	89	(30 - 120)	2.8	(0-20)	SW846 8270C
1,1'-Biphenyl	82	(30 - 120)			SW846 8270C
	81	(30 - 120)	1.1	(0-20)	SW846 8270C
Caprolactam	100	(30 - 120)			SW846 8270C
	108	(30 - 120)	7.7	(0-20)	SW846 8270C

(Continued on next page)

MATRIX SPIKE SAMPLE EVALUATION REPORT

GC/MS Semivolatiles

Client Lot #...: A7G100102 **Work Order #...:** J2JMA1AF-MS **Matrix.....:** WG
MS Lot-Sample #: A7G100102-009 J2JMA1AG-MSD

SURROGATE	PERCENT RECOVERY	RECOVERY LIMITS
Nitrobenzene-d5	90	(32 - 112)
	91	(32 - 112)
2-Fluorobiphenyl	84	(30 - 110)
	85	(30 - 110)
Terphenyl-d14	102	(51 - 135)
	103	(51 - 135)
Phenol-d5	79	(10 - 117)
	77	(10 - 117)
2-Fluorophenol	50	(19 - 108)
	51	(19 - 108)
2,4,6-Tribromophenol	99	(42 - 124)
	104	(42 - 124)

NOTE(S):

Calculations are performed before rounding to avoid round-off errors in calculated results.

Bold print denotes control parameters

a Spiked analyte recovery is outside stated control limits.

Environmental Quality Mgt., Inc.

Client Sample ID: FWGDA2mw-DET1bR-0476-GW

GC Semivolatiles

Lot-Sample #...: A7G100102-001 **Work Order #...:** J2JL11AD **Matrix.....:** WG
Date Sampled...: 07/09/07 10:50 **Date Received..:** 07/10/07
Prep Date.....: 07/10/07 **Analysis Date..:** 07/12/07
Prep Batch #...: 7191122
Dilution Factor: 1 **Initial Wgt/Vol:** 1020 mL **Final Wgt/Vol..:** 2 mL
Method.....: SW846 8081A

PARAMETER	RESULT	REPORTING LIMIT	UNITS	MDL
alpha-BHC	ND	0.030	ug/L	0.0062
beta-BHC	ND	0.030	ug/L	0.0068
delta-BHC	ND	0.030	ug/L	0.0064
gamma-BHC (Lindane)	ND	0.030	ug/L	0.0062
Heptachlor	ND	0.030	ug/L	0.0062
Aldrin	ND	0.030	ug/L	0.0061
Heptachlor epoxide	ND	0.030	ug/L	0.0065
Endosulfan I	ND	0.025	ug/L	0.0072
Dieldrin	ND	0.030	ug/L	0.0067
4,4'-DDE	ND	0.030	ug/L	0.0076
Endrin	ND	0.030	ug/L	0.0074
Endosulfan II	ND	0.025	ug/L	0.0072
4,4'-DDD	ND	0.030	ug/L	0.0085
Endosulfan sulfate	ND	0.030	ug/L	0.0083
4,4'-DDT	ND	0.030	ug/L	0.0086
Methoxychlor	ND	0.10	ug/L	0.010
Endrin ketone	ND	0.030	ug/L	0.013
Endrin aldehyde	ND	0.030	ug/L	0.0091
alpha-Chlordane	ND	0.030	ug/L	0.0073
gamma-Chlordane	ND	0.030	ug/L	0.0065
Toxaphene	ND	2.0	ug/L	0.33

SURROGATE	PERCENT RECOVERY	RECOVERY LIMITS
Tetrachloro-m-xylene	73	(39 - 130)
Decachlorobiphenyl	61	(10 - 147)

Environmental Quality Mgt., Inc.

Client Sample ID: FWGLL2mw-059C-0487-GW

GC Semivolatiles

Lot-Sample #...: A7G100102-003 **Work Order #...:** J2JL31AD **Matrix.....:** WG
Date Sampled...: 07/09/07 12:25 **Date Received..:** 07/10/07
Prep Date.....: 07/10/07 **Analysis Date..:** 07/12/07
Prep Batch #...: 7191122
Dilution Factor: 1 **Initial Wgt/Vol:** 1050 mL **Final Wgt/Vol..:** 2 mL
Method.....: SW846 8081A

PARAMETER	RESULT	REPORTING LIMIT	UNITS	MDL
alpha-BHC	ND	0.030	ug/L	0.0062
beta-BHC	**0.0084 J**	**0.030**	**ug/L**	**0.0068**
delta-BHC	ND	0.030	ug/L	0.0064
gamma-BHC (Lindane)	ND	0.030	ug/L	0.0062
Heptachlor	ND	0.030	ug/L	0.0062
Aldrin	ND	0.030	ug/L	0.0061
Heptachlor epoxide	ND	0.030	ug/L	0.0065
Endosulfan I	ND	0.025	ug/L	0.0072
Dieldrin	ND	0.030	ug/L	0.0067
4,4'-DDE	ND	0.030	ug/L	0.0076
Endrin	ND	0.030	ug/L	0.0074
Endosulfan II	ND	0.025	ug/L	0.0072
4,4'-DDD	ND	0.030	ug/L	0.0085
Endosulfan sulfate	ND	0.030	ug/L	0.0083
4,4'-DDT	ND	0.030	ug/L	0.0086
Methoxychlor	ND	0.10	ug/L	0.010
Endrin ketone	ND	0.030	ug/L	0.013
Endrin aldehyde	ND	0.030	ug/L	0.0091
alpha-Chlordane	ND	0.030	ug/L	0.0073
gamma-Chlordane	ND	0.030	ug/L	0.0065
Toxaphene	ND	2.0	ug/L	0.33

SURROGATE	PERCENT RECOVERY	RECOVERY LIMITS
Tetrachloro-m-xylene	75	(39 - 130)
Decachlorobiphenyl	63	(10 - 147)

NOTE(S):

J Estimated result. Result is less than RL.

Environmental Quality Mgt., Inc.

Client Sample ID: FWGLL2mw-262C-0488-GW

GC Semivolatiles

Lot-Sample #...: A7G100102-005 **Work Order #...:** J2JL51AD **Matrix.....:** WG
Date Sampled...: 07/09/07 14:48 **Date Received..:** 07/10/07
Prep Date.....: 07/10/07 **Analysis Date..:** 07/12/07
Prep Batch #...: 7191122
Dilution Factor: 1 **Initial Wgt/Vol:** 1050 mL **Final Wgt/Vol..:** 2 mL
Method.....: SW846 8081A

PARAMETER	RESULT	REPORTING LIMIT	UNITS	MDL
alpha-BHC	ND	0.030	ug/L	0.0062
beta-BHC	ND	0.030	ug/L	0.0068
delta-BHC	ND	0.030	ug/L	0.0064
gamma-BHC (Lindane)	ND	0.030	ug/L	0.0062
Heptachlor	ND	0.030	ug/L	0.0062
Aldrin	ND	0.030	ug/L	0.0061
Heptachlor epoxide	ND	0.030	ug/L	0.0065
Endosulfan I	ND	0.025	ug/L	0.0072
Dieldrin	ND	0.030	ug/L	0.0067
4,4'-DDE	ND	0.030	ug/L	0.0076
Endrin	ND	0.030	ug/L	0.0074
Endosulfan II	ND	0.025	ug/L	0.0072
4,4'-DDD	ND	0.030	ug/L	0.0085
Endosulfan sulfate	ND	0.030	ug/L	0.0083
4,4'-DDT	ND	0.030	ug/L	0.0086
Methoxychlor	ND	0.10	ug/L	0.010
Endrin ketone	ND	0.030	ug/L	0.013
Endrin aldehyde	ND	0.030	ug/L	0.0091
alpha-Chlordane	ND	0.030	ug/L	0.0073
gamma-Chlordane	ND	0.030	ug/L	0.0065
Toxaphene	ND	2.0	ug/L	0.33

SURROGATE	PERCENT RECOVERY	RECOVERY LIMITS
Tetrachloro-m-xylene	72	(39 - 130)
Decachlorobiphenyl	74	(10 - 147)

Environmental Quality Mgt., Inc.

Client Sample ID: FWGEQUIPRinse1-0501-GW

GC Semivolatiles

Lot-Sample #...: A7G100102-007 **Work Order #...:** J2JL71AD **Matrix.....:** WQ
Date Sampled...: 07/09/07 15:40 **Date Received..:** 07/10/07
Prep Date.....: 07/10/07 **Analysis Date..:** 07/12/07
Prep Batch #...: 7191122
Dilution Factor: 1 **Initial Wgt/Vol:** 1050 mL **Final Wgt/Vol..:** 2 mL
Method.....: SW846 8081A

PARAMETER	RESULT	REPORTING LIMIT	UNITS	MDL
alpha-BHC	ND	0.030	ug/L	0.0062
beta-BHC	ND	0.030	ug/L	0.0068
delta-BHC	ND	0.030	ug/L	0.0064
gamma-BHC (Lindane)	ND	0.030	ug/L	0.0062
Heptachlor	ND	0.030	ug/L	0.0062
Aldrin	ND	0.030	ug/L	0.0061
Heptachlor epoxide	ND	0.030	ug/L	0.0065
Endosulfan I	ND	0.025	ug/L	0.0072
Dieldrin	ND	0.030	ug/L	0.0067
4,4'-DDE	ND	0.030	ug/L	0.0076
Endrin	ND	0.030	ug/L	0.0074
Endosulfan II	ND	0.025	ug/L	0.0072
4,4'-DDD	ND	0.030	ug/L	0.0085
Endosulfan sulfate	ND	0.030	ug/L	0.0083
4,4'-DDT	ND	0.030	ug/L	0.0086
Methoxychlor	ND	0.10	ug/L	0.010
Endrin ketone	ND	0.030	ug/L	0.013
Endrin aldehyde	ND	0.030	ug/L	0.0091
alpha-Chlordane	ND	0.030	ug/L	0.0073
gamma-Chlordane	ND	0.030	ug/L	0.0065
Toxaphene	ND	2.0	ug/L	0.33

SURROGATE	PERCENT RECOVERY	RECOVERY LIMITS
Tetrachloro-m-xylene	77	(39 - 130)
Decachlorobiphenyl	75	(10 - 147)

Environmental Quality Mgt., Inc.

Client Sample ID: FWGLL4mw-199C-0493-GW

GC Semivolatiles

Lot-Sample #...: A7G100102-009 **Work Order #...:** J2JMA1AH **Matrix.....:** WG
Date Sampled...: 07/09/07 11:40 **Date Received..:** 07/10/07
Prep Date.....: 07/10/07 **Analysis Date..:** 07/12/07
Prep Batch #...: 7191122
Dilution Factor: 1 **Initial Wgt/Vol:** 970 mL **Final Wgt/Vol..:** 2 mL
Method.....: SW846 8081A

PARAMETER	RESULT	REPORTING LIMIT	UNITS	MDL
alpha-BHC	ND	0.030	ug/L	0.0062
beta-BHC	ND	0.030	ug/L	0.0068
delta-BHC	ND	0.030	ug/L	0.0064
gamma-BHC (Lindane)	ND	0.030	ug/L	0.0062
Heptachlor	ND	0.030	ug/L	0.0062
Aldrin	ND	0.030	ug/L	0.0061
Heptachlor epoxide	ND	0.030	ug/L	0.0065
Endosulfan I	ND	0.025	ug/L	0.0072
Dieldrin	ND	0.030	ug/L	0.0067
4,4'-DDE	ND	0.030	ug/L	0.0076
Endrin	ND	0.030	ug/L	0.0074
Endosulfan II	ND	0.025	ug/L	0.0072
4,4'-DDD	ND	0.030	ug/L	0.0085
Endosulfan sulfate	ND	0.030	ug/L	0.0083
4,4'-DDT	ND	0.030	ug/L	0.0086
Methoxychlor	ND	0.10	ug/L	0.010
Endrin ketone	ND	0.030	ug/L	0.013
Endrin aldehyde	ND	0.030	ug/L	0.0091
alpha-Chlordane	ND	0.030	ug/L	0.0073
gamma-Chlordane	ND	0.030	ug/L	0.0065
Toxaphene	ND	2.0	ug/L	0.33

SURROGATE	PERCENT RECOVERY	RECOVERY LIMITS
Tetrachloro-m-xylene	74	(39 - 130)
Decachlorobiphenyl	55	(10 - 147)

Environmental Quality Mgt., Inc.

Client Sample ID: FWGLL4mw-198C-0492-GW

GC Semivolatiles

Lot-Sample #...: A7G100102-011 Work Order #...: J2JMD1AD Matrix.....: WG
Date Sampled...: 07/09/07 14:10 Date Received..: 07/10/07
Prep Date.....: 07/10/07 Analysis Date..: 07/12/07
Prep Batch #...: 7191122
Dilution Factor: 1 Initial Wgt/Vol: 800 mL Final Wgt/Vol..: 2 mL
Method.....: SW846 8081A

PARAMETER	RESULT	REPORTING LIMIT	UNITS	MDL
alpha-BHC	ND	0.030	ug/L	0.0062
beta-BHC	ND	0.030	ug/L	0.0068
delta-BHC	ND	0.030	ug/L	0.0064
gamma-BHC (Lindane)	ND	0.030	ug/L	0.0062
Heptachlor	ND	0.030	ug/L	0.0062
Aldrin	ND	0.030	ug/L	0.0061
Heptachlor epoxide	ND	0.030	ug/L	0.0065
Endosulfan I	ND	0.025	ug/L	0.0072
Dieldrin	ND	0.030	ug/L	0.0067
4,4'-DDE	ND	0.030	ug/L	0.0076
Endrin	ND	0.030	ug/L	0.0074
Endosulfan II	ND	0.025	ug/L	0.0072
4,4'-DDD	ND	0.030	ug/L	0.0085
Endosulfan sulfate	ND	0.030	ug/L	0.0083
4,4'-DDT	ND	0.030	ug/L	0.0086
Methoxychlor	ND	0.10	ug/L	0.010
Endrin ketone	ND	0.030	ug/L	0.013
Endrin aldehyde	ND	0.030	ug/L	0.0091
alpha-Chlordane	ND	0.030	ug/L	0.0073
gamma-Chlordane	ND	0.030	ug/L	0.0065
Toxaphene	ND	2.0	ug/L	0.33

SURROGATE	PERCENT RECOVERY	RECOVERY LIMITS
Tetrachloro-m-xylene	74	(39 - 130)
Decachlorobiphenyl	27	(10 - 147)

Environmental Quality Mgt., Inc.

Client Sample ID: FWGLL2mw-263C-0489-GW

GC Semivolatiles

Lot-Sample #...: A7G100102-013 **Work Order #...:** J2JMG1AD **Matrix.....:** WG
Date Sampled...: 07/09/07 15:50 **Date Received..:** 07/10/07
Prep Date.....: 07/10/07 **Analysis Date..:** 07/12/07
Prep Batch #...: 7191122
Dilution Factor: 1 **Initial Wgt/Vol:** 950 mL **Final Wgt/Vol..:** 2 mL
Method.....: SW846 8081A

PARAMETER	RESULT	REPORTING LIMIT	UNITS	MDL
alpha-BHC	ND	0.030	ug/L	0.0062
beta-BHC	ND	0.030	ug/L	0.0068
delta-BHC	ND	0.030	ug/L	0.0064
gamma-BHC (Lindane)	ND	0.030	ug/L	0.0062
Heptachlor	ND	0.030	ug/L	0.0062
Aldrin	ND	0.030	ug/L	0.0061
Heptachlor epoxide	ND	0.030	ug/L	0.0065
Endosulfan I	ND	0.025	ug/L	0.0072
Dieldrin	ND	0.030	ug/L	0.0067
4,4'-DDE	ND	0.030	ug/L	0.0076
Endrin	ND	0.030	ug/L	0.0074
Endosulfan II	ND	0.025	ug/L	0.0072
4,4'-DDD	ND	0.030	ug/L	0.0085
Endosulfan sulfate	ND	0.030	ug/L	0.0083
4,4'-DDT	ND	0.030	ug/L	0.0086
Methoxychlor	ND	0.10	ug/L	0.010
Endrin ketone	ND	0.030	ug/L	0.013
Endrin aldehyde	ND	0.030	ug/L	0.0091
alpha-Chlordane	ND	0.030	ug/L	0.0073
gamma-Chlordane	ND	0.030	ug/L	0.0065
Toxaphene	ND	2.0	ug/L	0.33

SURROGATE	PERCENT RECOVERY	RECOVERY LIMITS
Tetrachloro-m-xylene	72	(39 - 130)
Decachlorobiphenyl	49	(10 - 147)

Environmental Quality Mgt., Inc.

Client Sample ID: FWGLL1mw-083C-0486-GW

GC Semivolatiles

Lot-Sample #...: A7G100102-016 **Work Order #...:** J2JMK1AD **Matrix.....:** WG
Date Sampled...: 07/09/07 14:10 **Date Received..:** 07/10/07
Prep Date.....: 07/10/07 **Analysis Date..:** 07/18/07
Prep Batch #...: 7191122
Dilution Factor: 20 **Initial Wgt/Vol:** 1040 mL **Final Wgt/Vol..:** 2 mL
Method.....: SW846 8081A

PARAMETER	RESULT	REPORTING LIMIT	UNITS	MDL
alpha-BHC	ND	0.60	ug/L	0.12
beta-BHC	ND	0.60	ug/L	0.14
delta-BHC	ND	0.60	ug/L	0.13
gamma-BHC (Lindane)	ND	0.60	ug/L	0.12
Heptachlor	ND	0.60	ug/L	0.12
Aldrin	ND	0.60	ug/L	0.12
Heptachlor epoxide	ND	0.60	ug/L	0.13
Endosulfan I	ND	0.50	ug/L	0.14
Dieldrin	ND	0.60	ug/L	0.13
4,4'-DDE	ND	0.60	ug/L	0.15
Endrin	ND	0.60	ug/L	0.15
Endosulfan II	ND	0.50	ug/L	0.14
4,4'-DDD	ND	0.60	ug/L	0.17
Endosulfan sulfate	ND	0.60	ug/L	0.17
4,4'-DDT	ND	0.60	ug/L	0.17
Methoxychlor	ND	2.0	ug/L	0.20
Endrin ketone	ND	0.60	ug/L	0.26
Endrin aldehyde	ND	0.60	ug/L	0.18
alpha-Chlordane	ND	0.60	ug/L	0.15
gamma-Chlordane	ND	0.60	ug/L	0.13
Toxaphene	ND	40	ug/L	6.6

SURROGATE	PERCENT RECOVERY	RECOVERY LIMITS
Tetrachloro-m-xylene	133 DIL,*	(39 - 130)
Decachlorobiphenyl	83 DIL	(10 - 147)

NOTE(S):

DIL The concentration is estimated or not reported due to dilution or the presence of interfering analytes.

* Surrogate recovery is outside stated control limits.

Elevated reporting limits. The reporting limits are elevated due to matrix interference.

Environmental Quality Mgt., Inc.

Client Sample ID: FWGLL1mw-DUP3-0499-GW

GC Semivolatiles

Lot-Sample #...: A7G100102-018 **Work Order #...:** J2JMM1AD **Matrix.....:** WG
Date Sampled...: 07/09/07 15:15 **Date Received..:** 07/10/07
Prep Date.....: 07/10/07 **Analysis Date..:** 07/18/07
Prep Batch #...: 7191122
Dilution Factor: 20 **Initial Wgt/Vol:** 1000 mL **Final Wgt/Vol..:** 2 mL
Method.....: SW846 8081A

PARAMETER	RESULT	REPORTING LIMIT	UNITS	MDL
alpha-BHC	ND	0.60	ug/L	0.12
beta-BHC	ND	0.60	ug/L	0.14
delta-BHC	ND	0.60	ug/L	0.13
gamma-BHC (Lindane)	ND	0.60	ug/L	0.12
Heptachlor	ND	0.60	ug/L	0.12
Aldrin	ND	0.60	ug/L	0.12
Heptachlor epoxide	ND	0.60	ug/L	0.13
Endosulfan I	ND	0.50	ug/L	0.14
Dieldrin	ND	0.60	ug/L	0.13
4,4'-DDE	ND	0.60	ug/L	0.15
Endrin	ND	0.60	ug/L	0.15
Endosulfan II	ND	0.50	ug/L	0.14
4,4'-DDD	ND	0.60	ug/L	0.17
Endosulfan sulfate	ND	0.60	ug/L	0.17
4,4'-DDT	ND	0.60	ug/L	0.17
Methoxychlor	ND	2.0	ug/L	0.20
Endrin ketone	ND	0.60	ug/L	0.26
Endrin aldehyde	ND	0.60	ug/L	0.18
alpha-Chlordane	ND	0.60	ug/L	0.15
gamma-Chlordane	ND	0.60	ug/L	0.13
Toxaphene	ND	40	ug/L	6.6

SURROGATE	PERCENT RECOVERY	RECOVERY LIMITS
Tetrachloro-m-xylene	118 DIL	(39 - 130)
Decachlorobiphenyl	94 DIL	(10 - 147)

NOTE(S):

DIL The concentration is estimated or not reported due to dilution or the presence of interfering analytes.

Elevated reporting limits. The reporting limits are elevated due to matrix interference.

Environmental Quality Mgt., Inc.

Client Sample ID: FWGLL1mw-078C-0484-GW

GC Semivolatiles

Lot-Sample #...: A7G100102-020 **Work Order #...:** J2JMQ1AD **Matrix.....:** WG
Date Sampled...: 07/09/07 16:55 **Date Received..:** 07/10/07
Prep Date.....: 07/10/07 **Analysis Date..:** 07/12/07
Prep Batch #...: 7191122
Dilution Factor: 1 **Initial Wgt/Vol:** 1030 mL **Final Wgt/Vol..:** 2 mL
Method.....: SW846 8081A

PARAMETER	RESULT	REPORTING LIMIT	UNITS	MDL
alpha-BHC	ND	0.030	ug/L	0.0062
beta-BHC	ND	0.030	ug/L	0.0068
delta-BHC	ND	0.030	ug/L	0.0064
gamma-BHC (Lindane)	ND	0.030	ug/L	0.0062
Heptachlor	ND	0.030	ug/L	0.0062
Aldrin	ND	0.030	ug/L	0.0061
Heptachlor epoxide	ND	0.030	ug/L	0.0065
Endosulfan I	ND	0.025	ug/L	0.0072
Dieldrin	ND	0.030	ug/L	0.0067
4,4'-DDE	ND	0.030	ug/L	0.0076
Endrin	ND	0.030	ug/L	0.0074
Endosulfan II	ND	0.025	ug/L	0.0072
4,4'-DDD	ND	0.030	ug/L	0.0085
Endosulfan sulfate	ND	0.030	ug/L	0.0083
4,4'-DDT	ND	0.030	ug/L	0.0086
Methoxychlor	ND	0.10	ug/L	0.010
Endrin ketone	ND	0.030	ug/L	0.013
Endrin aldehyde	ND	0.030	ug/L	0.0091
alpha-Chlordane	ND	0.030	ug/L	0.0073
gamma-Chlordane	ND	0.030	ug/L	0.0065
Toxaphene	ND	2.0	ug/L	0.33

SURROGATE	PERCENT RECOVERY	RECOVERY LIMITS
Tetrachloro-m-xylene	74	(39 - 130)
Decachlorobiphenyl	56	(10 - 147)

FORM 8
PESTICIDES ANALYTICAL SEQUENCE

Lab Name: STL - NORTH CANTON Contract:

Lab Code: STLCAN Case No.: SAS No.: SDG No.: A7G100102

GC Column: CLP PESTICIDES ID: 0.53 (mm) Init. Calib. Date(s): 07/02/07 07/04/07

Instrument ID: A2HP3

THE ANALYTICAL SEQUENCE OF PERFORMANCE EVALUATION MIXTURES, BLANKS, SAMPLES, AND STANDARDS IS GIVEN BELOW:

	MEAN SURROGATE RT FROM INITIAL CALIBRATION					
	CLIENT SAMPLE NO.	LAB SAMPLE ID	DATE ANALYZED	TIME ANALYZED	RT #	RT #
01		PEM E096 ✓	07/12/07	0942		
02		TOX3 E080 ✓	07/12/07	1121		
03		AB3 E005 ✓	07/12/07	1351		
04		MRL ✓	07/12/07	1440		
05	FWGDA2MW-DET	J2JL11AD	07/12/07	1506		
06	FWGLL2MW-059	J2JL31AD	07/12/07	1530		
07	FWGLL2MW-262	J2JL51AD	07/12/07	1555		
08	FWGEQUIPRINS	J2JL71AD	07/12/07	1620		
09	FWGLL4MW-199	J2JMA1AH	07/12/07	1645		
10	FWGLL4MW-199	J2JMA1AJ	07/12/07	1710		
11	FWGLL4MW-199	J2JMA1AK	07/12/07	1735		
12	FWGLL4MW-198	J2JMD1AD	07/12/07	1800		
13	FWGLL2MW-263	J2JMG1AD	07/12/07	1824		
14	FWGLL1MW-078	J2JMQ1AD	07/12/07	1939		
15	J2JTKBLK	J2JTK1AA	07/12/07	2004		
16	J2JTKCHK	J2JTK1AC	07/12/07	2029		
17		PEM E096 ✓	07/12/07	2053		
18		AB3 E005 ✓	07/12/07	2118		
19		MRL ✓	07/12/07	2143		
20		TOX3 E080 ✓	07/13/07	0442		
21						
22						
23						
24						
25						
26						
27						
28						
29						
30						
31						
32						

QC LIMITS

Column used to flag retention time values with an asterisk.
* Values outside of QC limits.

Data File: 029F2901.D
Report Date: 13-Jul-2007 12:24

STL North Canton

CONTINUING CALIBRATION COMPOUNDS

Instrument ID: a2hp3.i Injection Date: 12-JUL-2007 21:18
Lab File ID: 029F2901.D Init. Cal. Date(s): 02-JUL-2007 04-JUL-2007
Analysis Type: Init. Cal. Times: 17:29 04:14
Lab Sample ID: AB3 E005 Quant Type: ESTD
Method: \\cansvr11\dd\chem\GCS\a2hp3.i\70712-1.b\PEST3.m\pest3r.m

COMPOUND	RRF / AMOUNT	RF0.025	CCAL RRF0.025	MIN RRF	%D / %DRIFT	MAX %D / %DRIFT	CURVE TYPE	
$ 1 Tetrachloro-m-xylene	444141843	477945640	477945640	0.000	-7.61104	15.00000	Averaged	
4 alpha-BHC	1.375e+09	1.484e+09	1.484e+09	0.010	-7.96088	15.00000	Averaged	
5 gamma-BHC (Lindane)	606938550	654697400	654697400	0.010	-7.86881	15.00000	Averaged	
6 beta-BHC	209363478	212166200	212166200	0.010	-1.33869	15.00000	Averaged	
7 delta-BHC	471188425	491898680	491898680	0.010	-4.39532	15.00000	Averaged	
8 Heptachlor	444939937	495858000	495858000	0.010	-11.44381	15.00000	Averaged	
10 Aldrin	412687793	439889080	439889080	0.010	-6.59125	15.00000	Averaged	
12 Heptachlor epoxide	408669131	475376760	475376760	0.010	-16.32314	15.00000	Averaged	<-
13 gamma-Chlordane	396356034	457124560	457124560	0.010	-15.33180	15.00000	Averaged	<-
14 alpha-Chlordane	398705783	471671480	471671480	0.010	-18.30064	15.00000	Averaged	<-
16 4,4'-DDE	750508118	846808200	846808200	0.010	-12.83132	15.00000	Averaged	
15 Endosulfan I	754433579	904287280	904287280	0.010	-19.86307	15.00000	Averaged	<-
17 Dieldrin	406577930	491696560	491696560	0.010	-20.93538	15.00000	Averaged	<-
20 Endrin	563643188	709147520	709147520	0.010	-25.81497	15.00000	Averaged	<-
22 4,4'-DDD	472701619	532280120	532280120	0.010	-12.60383	15.00000	Averaged	
23 Endosulfan II	320792113	398672360	398672360	0.010	-24.27748	15.00000	Averaged	<-
24 4,4'-DDT	352215486	392747600	392747600	0.010	-11.50776	15.00000	Averaged	
25 Endrin aldehyde	405586726	472165600	472165600	0.010	-16.41545	15.00000	Averaged	<-
26 Endosulfan sulfate	275310028	328783480	328783480	0.010	-19.42299	15.00000	Averaged	<-
28 Methoxychlor	152696932	169910200	169910200	0.010	-11.27283	15.00000	Averaged	
29 Endrin ketone	425970692	467449360	467449360	0.010	-9.73745	15.00000	Averaged	
$ 30 Decachlorobiphenyl	236130271	257318480	257318480	0.010	-8.97310	15.00000	Averaged	

274.23687 / 20 = 13.7

FORM 8
PESTICIDES ANALYTICAL SEQUENCE

Lab Name: STL - NORTH CANTON Contract:

Lab Code: STLCAN Case No.: SAS No.: SDG No.: A7G100102

GC Column: CLP PESTICIDES II ID: 0.53 (mm) Init. Calib. Date(s): 07/16/07 07/17/07

Instrument ID: A2HP9

THE ANALYTICAL SEQUENCE OF PERFORMANCE EVALUATION MIXTURES, BLANKS, SAMPLES, AND STANDARDS IS GIVEN BELOW:

	MEAN SURROGATE RT FROM INITIAL CALIBRATION					
	CLIENT SAMPLE NO.	LAB SAMPLE ID	DATE ANALYZED	TIME ANALYZED	RT #	RT #
01		TOX5 E080	07/18/07	1625		
02		E113	07/18/07	2009		
03		PEM E096	07/18/07	2031		
04		MRL	07/18/07	2054		
05	FWGLL1MW-083	J2JMK1AD	07/18/07	2201		
06	FWGLL1MW-DUP	J2JMM1AD	07/18/07	2246		
07		PEM E096	07/19/07	0100		
08		AB3 E005	07/19/07	0123		
09		MRL	07/19/07	0145		
10		TOX3 E080	07/19/07	0208		
11						
12						
13						
14						
15						
16						
17						
18						
19						
20						
21						
22						
23						
24						
25						
26						
27						
28						
29						
30						
31						
32						

QC LIMITS

Column used to flag retention time values with an asterisk.
* Values outside of QC limits.

STL North Canton

CONTINUING CALIBRATION COMPOUNDS

Instrument ID: a2hp9.i
Lab File ID: 019F1901.D
Analysis Type:
Lab Sample ID: ICV
Method: \\cansvr11\dd\chem\GCS\a2hp9.i\70717IC-1.b\PEST9.m

Injection Date: 17-JUL-2007 21:28
Init. Cal. Date(s): 16-JUL-2007 17-JUL-2007
Init. Cal. Times: 08:20 21:06
Quant Type: ESTD

COMPOUND	RRF / AMOUNT	RF0.025	CCAL RRF0.025	MIN RRF	%D / %DRIFT	MAX %D / %DRIFT	CURVE TYPE	
$ 1 Tetrachloro-m-xylene	49431007	57118640	57118640	0.000	-15.55225	15.00000	Averaged	<-
4 alpha-BHC	50588779	51520520	51520520	0.010	-1.84179	15.00000	Averaged	
5 gamma-BHC (Lindane)	28053563	29184360	29184360	0.010	-4.03085	15.00000	Averaged	
6 beta-BHC	21190619	22881000	22881000	0.010	-7.97702	15.00000	Averaged	
7 delta-BHC	47403698	48913800	48913800	0.010	-3.18562	15.00000	Averaged	
8 Heptachlor	44286063	47681200	47681200	0.010	-7.66638	15.00000	Averaged	
10 Aldrin	59669365	58289160	58289160	0.010	2.31309	15.00000	Averaged	
12 Heptachlor epoxide	46779005	49178600	49178600	0.010	-5.12964	15.00000	Averaged	
13 gamma-Chlordane	52594638	53623480	53623480	0.010	-1.95617	15.00000	Averaged	
14 alpha-Chlordane	58382726	59129840	59129840	0.010	-1.27968	15.00000	Averaged	
15 Endosulfan I	46244368	47594840	47594840	0.010	-2.92029	15.00000	Averaged	
16 4,4'-DDE	55039938	52900800	52900800	0.010	3.88652	15.00000	Averaged	
17 Dieldrin	55388855	58380080	58380080	0.010	-5.40041	15.00000	Averaged	
18 Endrin	53179137	54049080	54049080	0.010	-1.63587	15.00000	Averaged	
20 4,4'-DDD	41224313	43167120	43167120	0.010	-4.71277	15.00000	Averaged	
22 Endosulfan II	50555604	54048840	54048840	0.010	-6.90969	15.00000	Averaged	
23 4,4'-DDT	42795934	46607360	46607360	0.010	-8.90605	15.00000	Averaged	
25 Endrin aldehyde	40752486	43408640	43408640	0.010	-6.51777	15.00000	Averaged	
27 Methoxychlor	22853222	27541280	27541280	0.010	-20.51377	15.00000	Averaged	<-
28 Endosulfan sulfate	50702019	56564480	56564480	0.010	-11.56258	15.00000	Averaged	
29 Endrin ketone	57165409	64134840	64134840	0.010	-12.19169	15.00000	Averaged	
$ 30 Decachlorobiphenyl	58177643	62549560	62549560	0.010	-7.51477	15.00000	Averaged	

Average %D / Drift Results.

Calculated Average %D/Drift = 6.52749
Maximun Average %D/Drift = 15.00000
* Passed Average %D/Drift Test.

STL North Canton

CONTINUING CALIBRATION COMPOUNDS

Instrument ID: a2hp9.i
Lab File ID: 003F0301.D
Analysis Type:
Lab Sample ID: TOX5 E080
Method: \\cansvr11\dd\chem\GCS\a2hp9.i\70718IC-1.b\PEST9.m

Injection Date: 18-JUL-2007 16:25
Init. Cal. Date(s): 16-JUL-2007 17-JUL-2007
Init. Cal. Times: 08:20 21:06
Quant Type: ESTD

COMPOUND	RRF / AMOUNT	RF0.025	CCAL RRF0.025	MIN RRF	%D / %DRIFT	MAX %D / %DRIFT	CURVE TYPE	
24 Toxaphene(1)	325386	287684	287684	0.010	11.58673	15.00000	Averaged	
(2)	616943	534335	534335	0.010	13.38989	15.00000	Averaged	
(3)	810252	710435	710435	0.010	12.31925	15.00000	Averaged	
(4)	584750	481700	481700	0.010	17.62297	15.00000	Averaged	<-
(5)	537027	429411	429411	0.010	20.03915	15.00000	Averaged	<-

Average %D / Drift Results.

Calculated Average %D/Drift = 14.99160
Maximun Average %D/Drift = 15.00000
* Passed Average %D/Drift Test.

$\frac{74.95795}{5} = 14.99$

STL North Canton

CONTINUING CALIBRATION COMPOUNDS

Instrument ID: a2hp9.i Injection Date: 18-JUL-2007 16:25
Lab File ID: 003F0301.D Init. Cal. Date(s): 16-JUL-2007 17-JUL-2007
Analysis Type: Init. Cal. Times: 08:20 21:06
Lab Sample ID: TOX5 E080 Quant Type: ESTD
Method: \\cansvr11\dd\chem\GCS\a2hp9.i\70718IC-1.b\PEST9.m\PEST9r.m

COMPOUND	RRF / AMOUNT	RF0.025	CCAL RRF0.025	MIN RRF	%D / %DRIFT	MAX %D / %DRIFT	CURVE TYPE	
23 Toxaphene (1)	4659865	3744596	3744596	0.010	19.64154	15.00000	Averaged	<-
(2)	4801874	3692097	3692097	0.010	23.11133	15.00000	Averaged	<-
(3)	7846059	5818678	5818678	0.010	25.83948	15.00000	Averaged	<-
(4)	4869191	3291043	3291043	0.010	32.41089	15.00000	Averaged	<-
(5)	3844052	2498236	2498236	0.010	35.01034	15.00000	Averaged	<-

Average %D / Drift Results.	
Calculated Average %D/Drift =	27.20272
Maximun Average %D/Drift =	15.00000
* Failed Average %D/Drift Test.	

$\frac{136.01358}{5} = 27.2$

STL North Canton

Data file : \\cansvr11\dd\chem\GCS\a2hp9.i\70718IC-1.b\018F1801.D
Lab Smp Id: J2JMK1AD Client Smp ID: FWGLL1mw-083C-0486-
Inj Date : 18-JUL-2007 22:01
Operator : 093905 Inst ID: a2hp9.i
Smp Info : J2JMK1AD,20
Misc Info :
Comment :
Method : \\cansvr11\dd\chem\GCS\a2hp9.i\70718IC-1.b\PEST9.m front
Meth Date : 19-Jul-2007 09:41 a2hp9.i Quant Type: ESTD
Cal Date : 17-JUL-2007 19:14 Cal File: 013F1301.D
Als bottle: 18
Dil Factor: 20.00000
Integrator: Falcon Compound Sublist: 19-pestap9.sub
Target Version: 4.14 Sample Matrix: WATER
Processing Host: CANPGCSV23

Concentration Formula: Amt * DF * Vt/Vo/Vi * CpndVariable

Name	Value	Description
DF	20.000	Dilution Factor
Vt	2000.000	Volume of final extract (uL)
Vo	1040.000	Volume of sample extracted (mL)
Vi	1.000	Volume injected
Cpnd Variable		Local Compound Variable

RT	EXP RT	DLT RT	RESPONSE	CONCENTRATIONS ON-COL (ng)	CONCENTRATIONS FINAL (ug/L)	TARGET RANGE	RATIO	
$ 1 Tetrachloro-m-xylene					CAS #: 877-09-8			
3.801	3.802	-0.001	451245	0.00913	0.3511			(R)
2 Hexachlorobenzene					CAS #: 118-74-1			

Peaks not detected for Quant. or Qual. signal(s).

3 Diallate					CAS #: 2303-16-4			
4.074	4.073	0.001	8704			0.00- 20.00	100.00	
4.258	4.236	0.022	5164			0.00- 20.00	59.33	
4 alpha-BHC					CAS #: 319-84-6			
4.453	4.466	-0.013	53136	0.00105	0.04040			

RT	EXP RT	DLT RT	RESPONSE	CONCENTRATIONS ON-COL (ng)	CONCENTRATIONS FINAL (ug/L)	TARGET RANGE	RATIO
5 gamma-BHC (Lindane)					CAS #: 58-89-9		
Peaks not detected for Quant. or Qual. signal(s).							
6 beta-BHC					CAS #: 319-85-7		
4.978	5.001	-0.023	46839	0.00221	0.08501		
7 delta-BHC					CAS #: 319-86-8		
5.237	5.234	0.003	119913	0.00253	0.09729		
8 Heptachlor					CAS #: 76-44-8		
Peaks not detected for Quant. or Qual. signal(s).							
9 Tech Chlordane					CAS #: 57-74-9		
Peaks not detected for Quant. or Qual. signal(s).							
10 Aldrin					CAS #: 309-00-2		
Peaks not detected for Quant. or Qual. signal(s).							
11 Isodrin					CAS #: 465-73-6		
Peaks not detected for Quant. or Qual. signal(s).							
12 Heptachlor epoxide					CAS #: 1024-57-3		
Peaks not detected for Quant. or Qual. signal(s).							
13 gamma-Chlordane					CAS #: 5103-74-2		
Peaks not detected for Quant. or Qual. signal(s).							
14 alpha-Chlordane					CAS #: 5103-71-9		
Peaks not detected for Quant. or Qual. signal(s).							
15 Endosulfan I					CAS #: 959-98-8		
8.280	8.283	-0.003	58143	0.00126	0.04836		
16 4,4'-DDE					CAS #: 72-55-9		

Peaks not detected for Quant. or Qual. signal(s).

---

17 Dieldrin CAS #: 60-57-1

Peaks not detected for Quant. or Qual. signal(s).

RT	EXP RT	DLT RT	RESPONSE	CONCENTRATIONS ON-COL (ng)	CONCENTRATIONS FINAL (ug/L)	TARGET RANGE	RATIO

18 Endrin CAS #: 72-20-8

Peaks not detected for Quant. or Qual. signal(s).

---

19 Kepone CAS #: 143-50-0

Peaks not detected for Quant. or Qual. signal(s).

---

20 4,4'-DDD CAS #: 72-54-8

Peaks not detected for Quant. or Qual. signal(s).

---

21 Chlorobenzilate CAS #: 510-15-6

Peaks not detected for Quant. or Qual. signal(s).

---

22 Endosulfan II CAS #: 33213-65-9

Peaks not detected for Quant. or Qual. signal(s).

---

24 Toxaphene CAS #: 8001-35-2

Peaks not detected for Quant. or Qual. signal(s).

---

23 4,4'-DDT CAS #: 50-29-3

Peaks not detected for Quant. or Qual. signal(s).

---

25 Endrin aldehyde CAS #: 7421-93-4

10.378	10.405	-0.027		30027	7e-004	0.02834	

---

26 Mirex CAS #: 2385-85-5

Peaks not detected for Quant. or Qual. signal(s).

---

27 Methoxychlor CAS #: 72-43-5

Peaks not detected for Quant. or Qual. signal(s).

---

28 Endosulfan sulfate CAS #: 1031-07-8

Peaks not detected for Quant. or Qual. signal(s).

---

29 Endrin ketone CAS #: 53494-70-5

Peaks not detected for Quant. or Qual. signal(s).

$ 30 Decachlorobiphenyl CAS #: 2051-24-3

13.028	13.032	-0.004	190352	0.00327	0.1258

QC Flag Legend

R - Spike/Surrogate failed recovery limits.

Data File: \\CANSVR11\DD\chem\GCS\a2hp9.i\70718IC-1.b\018F1801.D

Page 1

Date : 18-JUL-2007 22:01

Client ID: FWGLL1mw-083C-0486-

Instrument: a2hp9.i

Sample Info: J2JMK1AD,20

Volume Injected (uL): 1.0

Operator: 093905

Column phase: clp pesticides I

Column diameter: 0.53

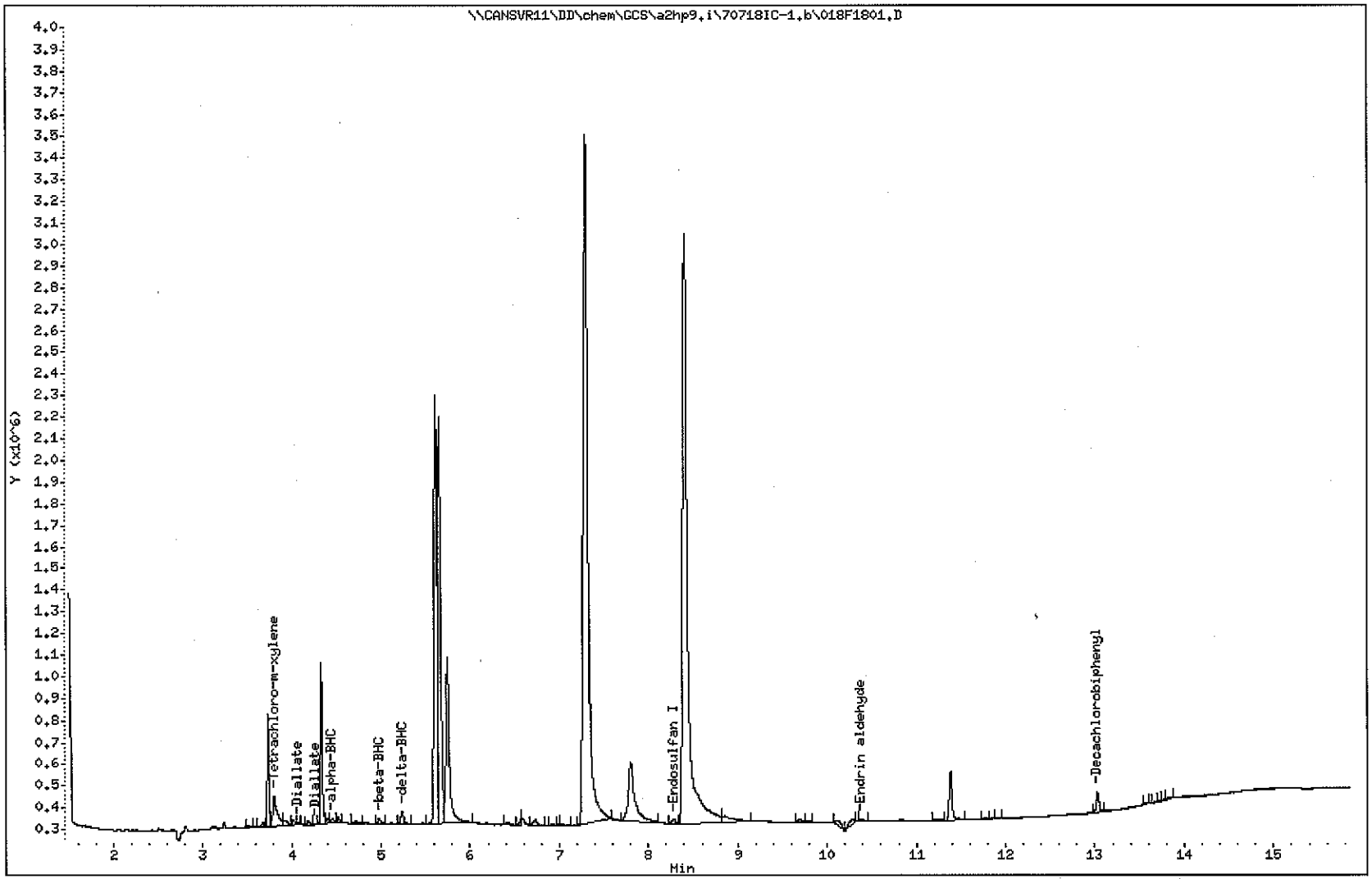

COMPOUNDS and EXP. RT REPORT

Operator: 093905 Date Acquired: 18-JUL-2007 22:01
Data File: //cansvr11/dd/chem/GCS/a2hp9.i/70718IC-1.b/018F1801.D
Lab Sample ID: J2JMK1AD
Misc. Info:
Instrument: a2hp9.i
Method: \\cansvr11\dd\chem\GCS\a2hp9.i\70718IC-1.b\PEST9.m
Dilution Factor: 20

Compound	RT	Area	Amount	Conc
1) Tetrachloro-m-xylene	3.801	451245	0.009	0.351 ug/L
2) Hexachlorobenzene	NOT DETECTED	Expected RT = 3.968		
3) Diallate	4.075	12835	0.000	0.000 ug/L
4) alpha-BHC	4.453	53136	0.001	0.040 ug/L
5) gamma-BHC (Lindane)	NOT DETECTED	Expected RT = 4.862		
6) beta-BHC	4.979	46839	0.002	0.085 ug/L
7) delta-BHC	5.237	119913	0.003	0.097 ug/L
9) Tech Chlordane	NOT DETECTED	Expected RT = 5.419		
8) Heptachlor	NOT DETECTED	Expected RT = 5.532		
10) Aldrin	NOT DETECTED	Expected RT = 6.028		
11) Isodrin	NOT DETECTED	Expected RT = 6.220		
12) Heptachlor epoxide	NOT DETECTED	Expected RT = 7.394		
13) gamma-Chlordane	NOT DETECTED	Expected RT = 7.707		
14) alpha-Chlordane	NOT DETECTED	Expected RT = 8.024		
15) Endosulfan I	8.281	58143	0.001	0.048 ug/L
16) 4,4'-DDE	NOT DETECTED	Expected RT = 8.356		
17) Dieldrin	NOT DETECTED	Expected RT = 8.801		
19) Kepone	NOT DETECTED	Expected RT = 8.895		
18) Endrin	NOT DETECTED	Expected RT = 9.227		
21) Chlorobenzilate	NOT DETECTED	Expected RT = 9.300		
20) 4,4'-DDD	NOT DETECTED	Expected RT = 9.548		
22) Endosulfan II	NOT DETECTED	Expected RT = 9.651		
24) Toxaphene	NOT DETECTED	Expected RT = 9.857		
23) 4,4'-DDT	NOT DETECTED	Expected RT = 10.034		
25) Endrin aldehyde	10.379	30027	0.001	0.028 ug/L
26) Mirex	NOT DETECTED	Expected RT = 10.518		
27) Methoxychlor	NOT DETECTED	Expected RT = 10.932		
28) Endosulfan sulfate	NOT DETECTED	Expected RT = 11.104		
29) Endrin ketone	NOT DETECTED	Expected RT = 11.492		
30) Decachlorobiphenyl	13.029	190352	0.003	0.126 ug/L

STL North Canton

Data file : \\cansvr11\dd\chem\GCS\a2hp9.i\70718IC-1.b\70718IC-1.b\018F1801.D
Lab Smp Id: J2JMK1AD Client Smp ID: FWGLL1mw-083C-0486-
Inj Date : 18-JUL-2007 22:01
Operator : 093905 Inst ID: a2hp9.i
Smp Info : J2JMK1AD,20
Misc Info :
Comment   :
Method   : \\cansvr11\dd\chem\GCS\a2hp9.i\70718IC-1.b\PEST9.m\PEST9r.m
Meth Date : 19-Jul-2007 09:49 a2hp9.i Quant Type: ESTD
Cal Date : 17-JUL-2007 20:21 Cal File: 016F1601.D
Als bottle: 18
Dil Factor: 20.00000
Integrator: Falcon Compound Sublist: 19-pestap9.sub
Target Version: 4.14 Sample Matrix: WATER

Concentration Formula: Amt * DF * Vt/Vo/Vi * CpndVariable

Name	Value	Description
DF	20.000	Dilution Factor
Vt	2000.000	Volume of final extract (uL)
Vo	1040.000	Volume of sample extracted (mL)
Vi	1.000	Volume injected
Cpnd Variable		Local Compound Variable

RT	EXP RT	DLT RT	RESPONSE	CONCENTRATIONS ON-COL (ng)	CONCENTRATIONS FINAL (ug/L)	TARGET RANGE	RATIO	
$ 1 Tetrachloro-m-xylene						CAS #: 877-09-8		
4.104	4.105	-0.001	746622	0.00663	0.2551			(R)
2 Diallate						CAS #: 2303-16-4		
Peaks not detected for Quant. or Qual. signal(s).								
3 Hexachlorobenzene						CAS #: 118-74-1		
Peaks not detected for Quant. or Qual. signal(s).								
4 alpha-BHC						CAS #: 319-84-6		
Peaks not detected for Quant. or Qual. signal(s).								
5 gamma-BHC (Lindane)						CAS #: 58-89-9		

5.579 5.557 0.022 238597 0.00155 0.05962

---

6 beta-BHC CAS #: 319-85-7

5.734 5.755 -0.021 5846214 0.21411 8.235

RT	EXP RT	DLT RT	RESPONSE	CONCENTRATIONS ON-COL (ng)	CONCENTRATIONS FINAL (ug/L)	TARGET RANGE	RATIO
7 delta-BHC					CAS #: 319-86-8		
Peaks not detected for Quant. or Qual. signal(s).							
8 Heptachlor					CAS #: 76-44-8		
Peaks not detected for Quant. or Qual. signal(s).							
9 Tech Chlordane					CAS #: 57-74-9		
0.000	6.086	-6.086	0	0.0000	0.0000	0.00- 20.00	0.00
7.692	7.665	0.027	65808	0.00941	0.3620	0.00- 20.00	0.00
9.024	9.043	-0.019	1029752	0.06474	2.490	0.00- 20.00	0.00
9.344	9.347	-0.003	32634259	2.18234	83.94	0.00- 20.00	0.00
Average of Peak Concentrations =					28.93		
10 Aldrin					CAS #: 309-00-2		
Peaks not detected for Quant. or Qual. signal(s).							
11 Isodrin					CAS #: 465-73-6		
8.331	8.308	0.023	29208				
12 Heptachlor epoxide					CAS #: 1024-57-3		
8.670	8.645	0.025	34519513	0.23791	9.150		
13 gamma-Chlordane					CAS #: 5103-74-2		
9.024	9.045	-0.021	1029752	0.00726	0.2791		
14 alpha-Chlordane					CAS #: 5103-71-9		
9.344	9.350	-0.006	32634259	0.22784	8.763		
15 Endosulfan I					CAS #: 959-98-8		
Peaks not detected for Quant. or Qual. signal(s).							
16 4,4'-DDE					CAS #: 72-55-9		
Peaks not detected for Quant. or Qual. signal(s).							
17 Dieldrin					CAS #: 60-57-1		
Peaks not detected for Quant. or Qual. signal(s).							
23 Toxaphene					CAS #: 8001-35-2		
11.007	10.981	0.026	91390	0.01961	0.7543	80.00- 120.00	100.00

11.437	11.411	0.026	26761	0.00557	0.2143	114.04- 154.04	29.28
0.000	12.152	-12.152	0	0.0000	0.0000	115.64- 155.64	0.00
0.000	12.291	-12.291	0	0.0000	0.0000	52.78- 92.78	0.00
12.722	12.714	0.008	31297	0.00814	0.3131	69.36- 109.36	34.25

Average of Peak Concentrations = 0.4273

---

18 Endrin CAS #: 72-20-8

10.480	10.463	0.017	9137	7e-005	0.002767

RT	EXP RT	DLT RT	RESPONSE	CONCENTRATIONS ON-COL (ng)	CONCENTRATIONS FINAL (ug/L)	TARGET RANGE	RATIO
19 Chlorobenzilate					CAS #: 510-15-6		
Peaks not detected for Quant. or Qual. signal(s).							
20 Kepone					CAS #: 143-50-0		
10.735	10.739	-0.004	16970				
21 4,4'-DDD					CAS #: 72-54-8		
10.808	10.805	0.003	155357	0.00183	0.07057		
22 Endosulfan II					CAS #: 33213-65-9		
Peaks not detected for Quant. or Qual. signal(s).							
24 4,4'-DDT					CAS #: 50-29-3		
Peaks not detected for Quant. or Qual. signal(s).							
25 Endrin aldehyde					CAS #: 7421-93-4		
11.437	11.411	0.026	26761	3e-004	0.01120		
26 Endosulfan sulfate					CAS #: 1031-07-8		
Peaks not detected for Quant. or Qual. signal(s).							
27 Methoxychlor					CAS #: 72-43-5		
12.405	12.376	0.029	10686	5e-004	0.02032		
28 Mirex					CAS #: 2385-85-5		
12.545	12.563	-0.018	3543				
29 Endrin ketone					CAS #: 53494-70-5		
12.598	12.582	0.016	524049	0.00474	0.1823		
$ 30 Decachlorobiphenyl					CAS #: 2051-24-3		
14.294	14.295	-0.001	211129	0.00414	0.1591		

QC Flag Legend

R - Spike/Surrogate failed recovery limits.

Data File: \\CANSVR11\DD\chem\GCS\a2hp9.i\70718IC-1.b\70718IC-1.b\018F1801.D

Date : 18-JUL-2007 22:01

Client ID: FWGLL1mw-083C-0486-

Instrument: a2hp9.i

Sample Info: J2JMK1AD,20

Volume Injected (uL): 1.0

Operator: 093905

Column phase: clp pesticides II

Column diameter: 0.53

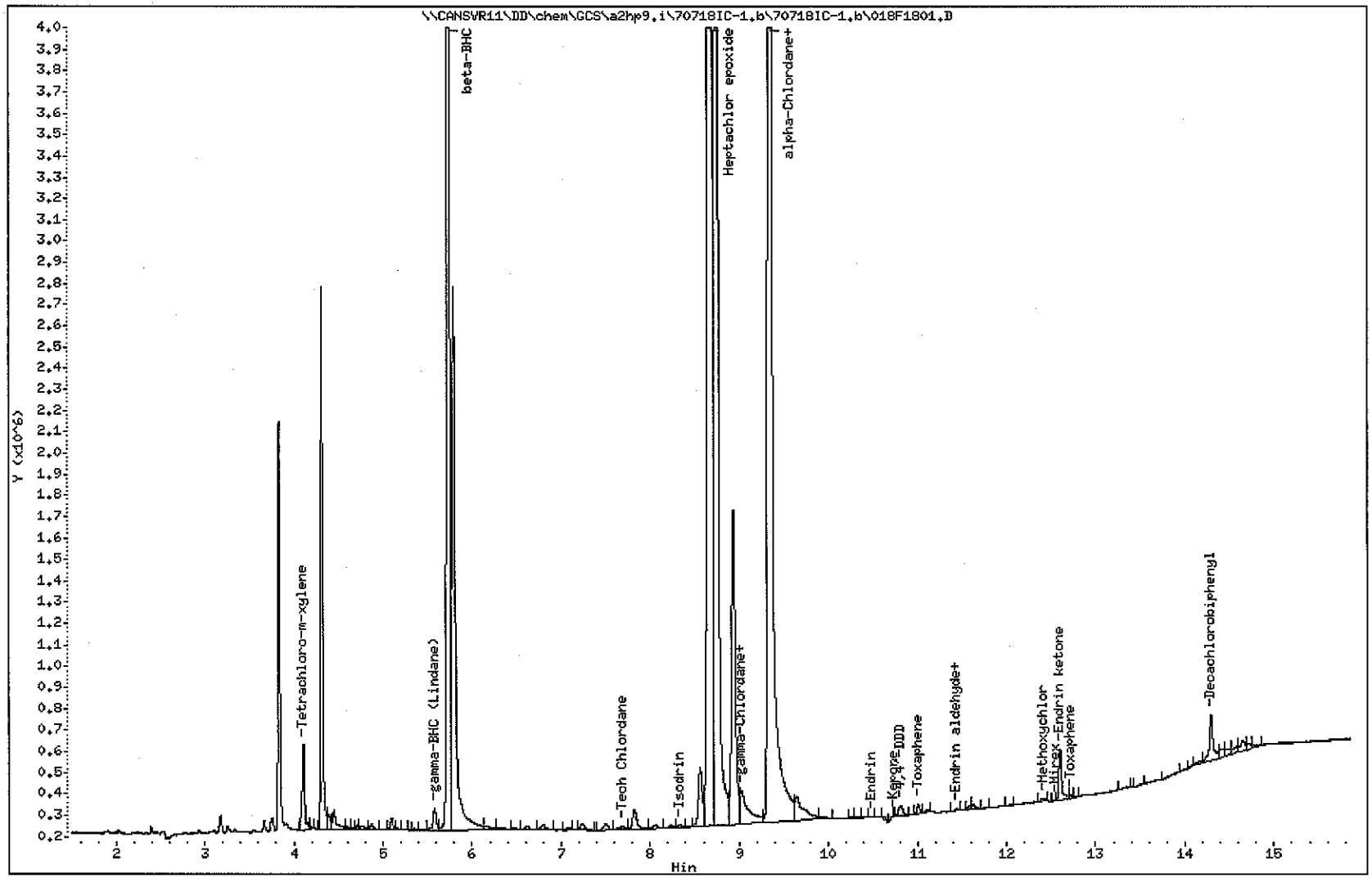

COMPOUNDS and EXP. RT REPORT

Operator: 093905 Date Acquired: 18-JUL-2007 22:01
Data File: //cansvr11/dd/chem/GCS/a2hp9.i/70718IC-1.b/70718IC-1.b/018F1801.D
Lab Sample ID: J2JMK1AD
Misc. Info:
Instrument: a2hp9.i
Method: \\cansvr11\dd\chem\GCS\a2hp9.i\70718IC-1.b\PEST9.m\PEST9r.m
Dilution Factor: 20

Compound	RT	Area	Amount	Conc
9) Tech Chlordane	0.000	0	0.000	0.000 ug/L
1) Tetrachloro-m-xylene	4.105	746622	0.007	0.255 ug/L
2) Diallate	NOT DETECTED	Expected RT = 4.777		
3) Hexachlorobenzene	NOT DETECTED	Expected RT = 4.810		
4) alpha-BHC	NOT DETECTED	Expected RT = 4.968		
5) gamma-BHC (Lindane)	5.580	238597	0.002	0.060 ug/L
6) beta-BHC	5.735	13039995	0.214	8.235 ug/L
7) delta-BHC	NOT DETECTED	Expected RT = 6.342		
8) Heptachlor	NOT DETECTED	Expected RT = 6.390		
10) Aldrin	NOT DETECTED	Expected RT = 7.140		
11) Isodrin	8.331	29208	0.000	0.000 ug/L
12) Heptachlor epoxide	8.671	34519513	0.238	9.150 ug/L
13) gamma-Chlordane	9.025	1029752	0.007	0.279 ug/L
14) alpha-Chlordane	9.345	32634259	0.228	8.763 ug/L
15) Endosulfan I	NOT DETECTED	Expected RT = 9.419		
16) 4,4'-DDE	NOT DETECTED	Expected RT = 9.793		
17) Dieldrin	NOT DETECTED	Expected RT = 9.942		
18) Endrin	10.481	9137	0.000	0.003 ug/L
20) Kepone	10.736	16970	0.000	0.000 ug/L
19) Chlorobenzilate	NOT DETECTED	Expected RT = 10.768		
21) 4,4'-DDD	10.809	155357	0.002	0.071 ug/L
22) Endosulfan II	NOT DETECTED	Expected RT = 10.840		
23) Toxaphene	11.007	91390	0.020	0.754 ug/L
24) 4,4'-DDT	NOT DETECTED	Expected RT = 11.287		
25) Endrin aldehyde	11.437	26761	0.000	0.011 ug/L
26) Endosulfan sulfate	NOT DETECTED	Expected RT = 11.836		
27) Methoxychlor	12.406	37271	0.001	0.020 ug/L
28) Mirex	12.546	8173	0.000	0.000 ug/L
29) Endrin ketone	12.599	524049	0.005	0.182 ug/L
30) Decachlorobiphenyl	14.295	627154	0.004	0.159 ug/L

STL North Canton

Data file : \\cansvr11\dd\chem\GCS\a2hp9.i\70718IC-1.b\020F2001.D
Lab Smp Id: J2JMM1AD Client Smp ID: FWGLL1mw-DUP3-0499-
Inj Date : 18-JUL-2007 22:46
Operator : 093905 Inst ID: a2hp9.i
Smp Info : J2JMM1AD,20
Misc Info :
Comment :
Method : \\cansvr11\dd\chem\GCS\a2hp9.i\70718IC-1.b\PEST9.m Front
Meth Date : 19-Jul-2007 09:41 a2hp9.i Quant Type: ESTD
Cal Date : 17-JUL-2007 19:14 Cal File: 013F1301.D
Als bottle: 20
Dil Factor: 20.00000
Integrator: Falcon Compound Sublist: 19-pestap9.sub
Target Version: 4.14 Sample Matrix: WATER
Processing Host: CANPGCSV23

Concentration Formula: Amt * DF * Vt/Vo/Vi * CpndVariable

Name	Value	Description
DF	20.000	Dilution Factor
Vt	2000.000	Volume of final extract (uL)
Vo	1000.000	Volume of sample extracted (mL)
Vi	1.000	Volume injected
Cpnd Variable		Local Compound Variable

				CONCENTRATIONS ON-COL	CONCENTRATIONS FINAL		
RT	EXP RT	DLT RT	RESPONSE	(ng)	(ug/L)	TARGET RANGE	RATIO
$ 1 Tetrachloro-m-xylene						CAS #: 877-09-8	
3.805	3.802	0.003	318946	0.00645	0.2581		
2 Hexachlorobenzene						CAS #: 118-74-1	
Peaks not detected for Quant. or Qual. signal(s).							
3 Diallate						CAS #: 2303-16-4	
Peaks not detected for Quant. or Qual. signal(s).							
4 alpha-BHC						CAS #: 319-84-6	
4.456	4.466	-0.010	40389	8.e-004	0.03194		

RT	EXP RT	DLT RT	RESPONSE	CONCENTRATIONS ON-COL (ng)	CONCENTRATIONS FINAL (ug/L)	TARGET RANGE	RATIO
5 gamma-BHC (Lindane)					CAS #: 58-89-9		
Peaks not detected for Quant. or Qual. signal(s).							
6 beta-BHC					CAS #: 319-85-7		
4.983	5.001	-0.018	39565	0.00187	0.07468		
7 delta-BHC					CAS #: 319-86-8		
5.244	5.234	0.010	185431	0.00391	0.1565		
8 Heptachlor					CAS #: 76-44-8		
5.559	5.531	0.028	12137	3e-004	0.01096		
9 Tech Chlordane					CAS #: 57-74-9		
Peaks not detected for Quant. or Qual. signal(s).							
10 Aldrin					CAS #: 309-00-2		
Peaks not detected for Quant. or Qual. signal(s).							
11 Isodrin					CAS #: 465-73-6		
Peaks not detected for Quant. or Qual. signal(s).							
12 Heptachlor epoxide					CAS #: 1024-57-3		
Peaks not detected for Quant. or Qual. signal(s).							
13 gamma-Chlordane					CAS #: 5103-74-2		
Peaks not detected for Quant. or Qual. signal(s).							
14 alpha-Chlordane					CAS #: 5103-71-9		
Peaks not detected for Quant. or Qual. signal(s).							
15 Endosulfan I					CAS #: 959-98-8		
8.289	8.283	0.006	28429	6e-004	0.02459		
16 4,4'-DDE					CAS #: 72-55-9		
Peaks not detected for Quant. or Qual. signal(s).							

---

17 Dieldrin CAS #: 60-57-1

Peaks not detected for Quant. or Qual. signal(s).

RT	EXP RT	DLT RT	RESPONSE	CONCENTRATIONS ON-COL (ng)	CONCENTRATIONS FINAL (ug/L)	TARGET RANGE	RATIO

18 Endrin CAS #: 72-20-8

Peaks not detected for Quant. or Qual. signal(s).

---

19 Kepone CAS #: 143-50-0

Peaks not detected for Quant. or Qual. signal(s).

---

20 4,4'-DDD CAS #: 72-54-8

Peaks not detected for Quant. or Qual. signal(s).

---

21 Chlorobenzilate CAS #: 510-15-6

Peaks not detected for Quant. or Qual. signal(s).

---

22 Endosulfan II CAS #: 33213-65-9

Peaks not detected for Quant. or Qual. signal(s).

---

24 Toxaphene CAS #: 8001-35-2

Peaks not detected for Quant. or Qual. signal(s).

---

23 4,4'-DDT CAS #: 50-29-3

Peaks not detected for Quant. or Qual. signal(s).

---

25 Endrin aldehyde CAS #: 7421-93-4

Peaks not detected for Quant. or Qual. signal(s).

---

26 Mirex CAS #: 2385-85-5

Peaks not detected for Quant. or Qual. signal(s).

---

27 Methoxychlor CAS #: 72-43-5

Peaks not detected for Quant. or Qual. signal(s).

---

28 Endosulfan sulfate CAS #: 1031-07-8

Peaks not detected for Quant. or Qual. signal(s).

---

29 Endrin ketone CAS #: 53494-70-5

Peaks not detected for Quant. or Qual. signal(s).

$ 30 Decachlorobiphenyl CAS #: 2051-24-3

13.033 13.032 0.001 241345 0.00415 0.1659

Data File: \\CANSVR11\DD\chem\GCS\a2hp9.i\70718IC-1.b\020F2001.D

Date : 18-JUL-2007 22:46

Client ID: FWGLL1mw-DUP3-0499-

Instrument: a2hp9.i

Sample Info: J2JMM1AD,20

Volume Injected (uL): 1.0

Operator: 093905

Column phase: clp pesticides I

Column diameter: 0.53

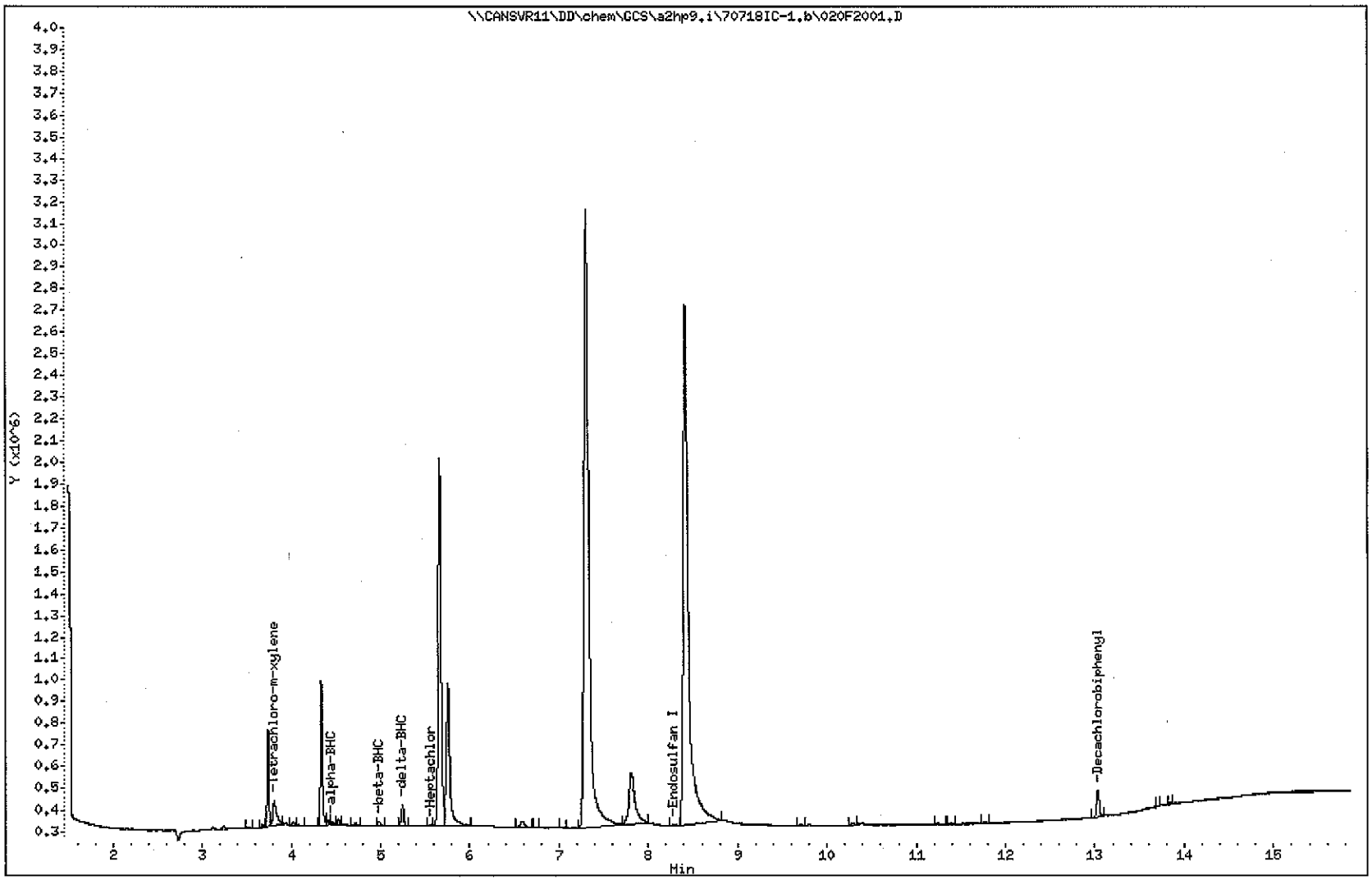

COMPOUNDS and EXP. RT REPORT

Operator: 093905 Date Acquired: 18-JUL-2007 22:46
Data File: //cansvr11/dd/chem/GCS/a2hp9.i/70718IC-1.b/020F2001.D
Lab Sample ID: J2JMM1AD
Misc. Info:
Instrument: a2hp9.i
Method: \\cansvr11\dd\chem\GCS\a2hp9.i\70718IC-1.b\PEST9.m
Dilution Factor: 20

Compound	RT	Area	Amount	Conc
1) Tetrachloro-m-xylene	3.806	318946	0.006	0.258 ug/L
2) Hexachlorobenzene	NOT DETECTED	Expected RT = 3.968		
3) Diallate	NOT DETECTED	Expected RT = 4.073		
4) alpha-BHC	4.457	40389	0.001	0.032 ug/L
5) gamma-BHC (Lindane)	NOT DETECTED	Expected RT = 4.862		
6) beta-BHC	4.983	39565	0.002	0.075 ug/L
7) delta-BHC	5.244	185431	0.004	0.156 ug/L
9) Tech Chlordane	NOT DETECTED	Expected RT = 5.419		
8) Heptachlor	5.559	12137	0.000	0.011 ug/L
10) Aldrin	NOT DETECTED	Expected RT = 6.028		
11) Isodrin	NOT DETECTED	Expected RT = 6.220		
12) Heptachlor epoxide	NOT DETECTED	Expected RT = 7.394		
13) gamma-Chlordane	NOT DETECTED	Expected RT = 7.707		
14) alpha-Chlordane	NOT DETECTED	Expected RT = 8.024		
15) Endosulfan I	8.289	28429	0.001	0.025 ug/L
16) 4,4'-DDE	NOT DETECTED	Expected RT = 8.356		
17) Dieldrin	NOT DETECTED	Expected RT = 8.801		
19) Kepone	NOT DETECTED	Expected RT = 8.895		
18) Endrin	NOT DETECTED	Expected RT = 9.227		
21) Chlorobenzilate	NOT DETECTED	Expected RT = 9.300		
20) 4,4'-DDD	NOT DETECTED	Expected RT = 9.548		
22) Endosulfan II	NOT DETECTED	Expected RT = 9.651		
24) Toxaphene	NOT DETECTED	Expected RT = 9.857		
23) 4,4'-DDT	NOT DETECTED	Expected RT = 10.034		
25) Endrin aldehyde	NOT DETECTED	Expected RT = 10.405		
26) Mirex	NOT DETECTED	Expected RT = 10.518		
27) Methoxychlor	NOT DETECTED	Expected RT = 10.932		
28) Endosulfan sulfate	NOT DETECTED	Expected RT = 11.104		
29) Endrin ketone	NOT DETECTED	Expected RT = 11.492		
30) Decachlorobiphenyl	13.033	241345	0.004	0.166 ug/L

STL North Canton

Data file : \\cansvr11\dd\chem\GCS\a2hp9.i\70718IC-1.b\70718IC-1.b\020F2001.D
Lab Smp Id: J2JMM1AD Client Smp ID: FWGLL1mw-DUP3-0499-
Inj Date : 18-JUL-2007 22:46
Operator : 093905 Inst ID: a2hp9.i
Smp Info : J2JMM1AD,20
Misc Info :
Comment :
Method : \\cansvr11\dd\chem\GCS\a2hp9.i\70718IC-1.b\PEST9.m\PEST9r.m
Meth Date : 19-Jul-2007 09:49 a2hp9.i Quant Type: ESTD
Cal Date : 17-JUL-2007 20:21 Cal File: 016F1601.D
Als bottle: 20
Dil Factor: 20.00000
Integrator: Falcon Compound Sublist: 19-pestap9.sub
Target Version: 4.14 Sample Matrix: WATER

Concentration Formula: Amt * DF * Vt/Vo/Vi * CpndVariable

Name	Value	Description
DF	20.000	Dilution Factor
Vt	2000.000	Volume of final extract (uL)
Vo	1000.000	Volume of sample extracted (mL)
Vi	1.000	Volume injected
Cpnd Variable		Local Compound Variable

				CONCENTRATIONS ON-COL	FINAL		
RT	EXP RT	DLT RT	RESPONSE	(ng)	(ug/L)	TARGET RANGE	RATIO
$ 1 Tetrachloro-m-xylene						CAS #: 877-09-8	
4.105	4.105	0.000	663500	0.00589	0.2358		
2 Diallate						CAS #: 2303-16-4	
Peaks not detected for Quant. or Qual. signal(s).							
3 Hexachlorobenzene						CAS #: 118-74-1	
Peaks not detected for Quant. or Qual. signal(s).							
4 alpha-BHC						CAS #: 319-84-6	
Peaks not detected for Quant. or Qual. signal(s).							
5 gamma-BHC (Lindane)						CAS #: 58-89-9	

5.580	5.557	0.023	443457	0.00288	0.1152

6 beta-BHC					CAS #: 319-85-7
5.736	5.755	-0.019	5274705	0.19318	7.727

RT	EXP RT	DLT RT	RESPONSE	CONCENTRATIONS ON-COL (ng)	CONCENTRATIONS FINAL (ug/L)	TARGET RANGE	RATIO
7 delta-BHC					CAS #: 319-86-8		
Peaks not detected for Quant. or Qual. signal(s).							
8 Heptachlor					CAS #: 76-44-8		
Peaks not detected for Quant. or Qual. signal(s).							
9 Tech Chlordane					CAS #: 57-74-9		
0.000	6.086	-6.086	0	0.0000	0.0000	0.00- 20.00	0.00
7.674	7.665	0.009	17137	0.00245	0.09804	0.00- 20.00	0.00
0.000	9.043	-9.043	0	0.0000	0.0000	0.00- 20.00	0.00
9.344	9.347	-0.003	27982913	1.87129	74.85	0.00- 20.00	0.00
		Average of Peak Concentrations =			37.47		
10 Aldrin					CAS #: 309-00-2		
Peaks not detected for Quant. or Qual. signal(s).							
11 Isodrin					CAS #: 465-73-6		
8.336	8.308	0.028	33811				
12 Heptachlor epoxide					CAS #: 1024-57-3		
8.670	8.645	0.025	33178323	0.22866	9.146		
13 gamma-Chlordane					CAS #: 5103-74-2		
Peaks not detected for Quant. or Qual. signal(s).							
14 alpha-Chlordane					CAS #: 5103-71-9		
9.344	9.350	-0.006	27982913	0.19537	7.815		
15 Endosulfan I					CAS #: 959-98-8		
Peaks not detected for Quant. or Qual. signal(s).							
16 4,4'-DDE					CAS #: 72-55-9		
Peaks not detected for Quant. or Qual. signal(s).							
17 Dieldrin					CAS #: 60-57-1		
Peaks not detected for Quant. or Qual. signal(s).							

23 Toxaphene					CAS #: 8001-35-2			
11.010	10.981	0.029	87805	0.01884	0.7537	80.00- 120.00	100.00	
11.441	11.411	0.030	27793	0.00579	0.2315	114.04- 154.04	31.65	
0.000	12.152	-12.152	0	0.0000	0.0000	115.64- 155.64	0.00	
0.000	12.291	-12.291	0	0.0000	0.0000	52.78- 92.78	0.00	
12.726	12.714	0.012	14095	0.00367	0.1467	69.36- 109.36	16.05	
		Average of Peak Concentrations =			0.3773			

RT	EXP RT	DLT RT	RESPONSE	CONCENTRATIONS ON-COL (ng)	CONCENTRATIONS FINAL (ug/L)	TARGET RANGE	RATIO
18 Endrin					CAS #: 72-20-8		
Peaks not detected for Quant. or Qual. signal(s).							
19 Chlorobenzilate					CAS #: 510-15-6		
Peaks not detected for Quant. or Qual. signal(s).							
20 Kepone					CAS #: 143-50-0		
Peaks not detected for Quant. or Qual. signal(s).							
21 4,4'-DDD					CAS #: 72-54-8		
10.794	10.805	-0.011	107717	0.00127	0.05089		
22 Endosulfan II					CAS #: 33213-65-9		
Peaks not detected for Quant. or Qual. signal(s).							
24 4,4'-DDT					CAS #: 50-29-3		
Peaks not detected for Quant. or Qual. signal(s).							
25 Endrin aldehyde					CAS #: 7421-93-4		
11.441	11.411	0.030	27793	3.e-004	0.01209		
26 Endosulfan sulfate					CAS #: 1031-07-8		
Peaks not detected for Quant. or Qual. signal(s).							
27 Methoxychlor					CAS #: 72-43-5		
12.397	12.376	0.021	27917	0.00138	0.05521		
28 Mirex					CAS #: 2385-85-5		
Peaks not detected for Quant. or Qual. signal(s).							
29 Endrin ketone					CAS #: 53494-70-5		
Peaks not detected for Quant. or Qual. signal(s).							
$ 30 Decachlorobiphenyl					CAS #: 2051-24-3		
14.295	14.295	0.000	239641	0.00469	0.1878		

Data File: \\CANSVR11\DD\chem\GCS\a2hp9.i\70718IC-1.b\70718IC-1.b\020F2001.D

Page 1

Date : 18-JUL-2007 22:46

Client ID: FWGLL1mw-DUP3-0499-

Instrument: a2hp9.i

Sample Info: J2JMM1AD,20

Volume Injected (uL): 1.0

Operator: 093905

Column phase: clp pesticides II

Column diameter: 0.53

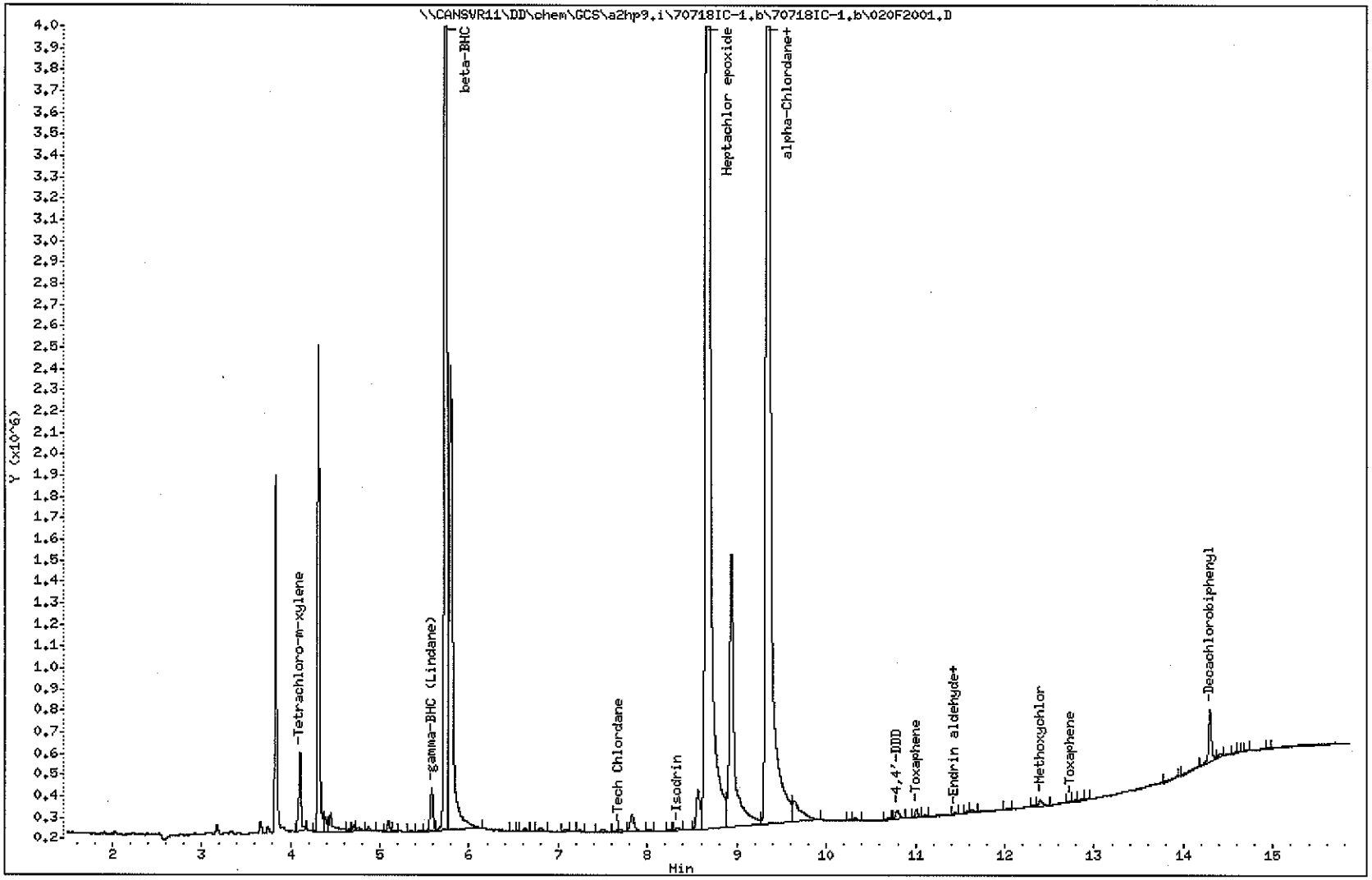

COMPOUNDS and EXP. RT REPORT

Operator: 093905 Date Acquired: 18-JUL-2007 22:46
Data File: //cansvr11/dd/chem/GCS/a2hp9.i/70718IC-1.b/70718IC-1.b/020F2001.D
Lab Sample ID: J2JMM1AD
Misc. Info:
Instrument: a2hp9.i
Method: \\cansvr11\dd\chem\GCS\a2hp9.i\70718IC-1.b\PEST9.m\PEST9r.m
Dilution Factor: 20

Compound	RT	Area	Amount	Conc
9) Tech Chlordane	0.000	0	0.000	0.000 ug/L
1) Tetrachloro-m-xylene	4.106	663500	0.006	0.236 ug/L
2) Diallate	NOT DETECTED	Expected RT = 4.777		
3) Hexachlorobenzene	NOT DETECTED	Expected RT = 4.810		
4) alpha-BHC	NOT DETECTED	Expected RT = 4.968		
5) gamma-BHC (Lindane)	5.581	443457	0.003	0.115 ug/L
6) beta-BHC	5.737	11762246	0.193	7.727 ug/L
7) delta-BHC	NOT DETECTED	Expected RT = 6.342		
8) Heptachlor	NOT DETECTED	Expected RT = 6.390		
10) Aldrin	NOT DETECTED	Expected RT = 7.140		
11) Isodrin	8.337	33811	0.000	0.000 ug/L
12) Heptachlor epoxide	8.671	33178323	0.229	9.147 ug/L
13) gamma-Chlordane	NOT DETECTED	Expected RT = 9.045		
14) alpha-Chlordane	9.345	27982913	0.195	7.815 ug/L
15) Endosulfan I	NOT DETECTED	Expected RT = 9.419		
16) 4,4'-DDE	NOT DETECTED	Expected RT = 9.793		
17) Dieldrin	NOT DETECTED	Expected RT = 9.942		
18) Endrin	NOT DETECTED	Expected RT = 10.463		
20) Kepone	NOT DETECTED	Expected RT = 10.739		
19) Chlorobenzilate	NOT DETECTED	Expected RT = 10.768		
21) 4,4'-DDD	10.795	107717	0.001	0.051 ug/L
22) Endosulfan II	NOT DETECTED	Expected RT = 10.840		
23) Toxaphene	11.011	87805	0.019	0.754 ug/L
24) 4,4'-DDT	NOT DETECTED	Expected RT = 11.287		
25) Endrin aldehyde	11.442	27793	0.000	0.012 ug/L
26) Endosulfan sulfate	NOT DETECTED	Expected RT = 11.836		
27) Methoxychlor	12.397	93358	0.001	0.055 ug/L
28) Mirex	NOT DETECTED	Expected RT = 12.564		
29) Endrin ketone	NOT DETECTED	Expected RT = 12.583		
30) Decachlorobiphenyl	14.296	529734	0.005	0.188 ug/L

.188/.2 = 94%

STL North Canton

CONTINUING CALIBRATION COMPOUNDS

Instrument ID: a2hp9.i
Lab File ID: 013F1301.D
Analysis Type:
Lab Sample ID: E113
Method: \\cansvr11\dd\chem\GCS\a2hp9.i\70718IC-1.b\PEST9.m

Injection Date: 18-JUL-2007 20:09
Init. Cal. Date(s): 16-JUL-2007 17-JUL-2007
Init. Cal. Times: 08:20 21:06
Quant Type: ESTD

COMPOUND	RRF / AMOUNT	RF0.025	CCAL RRF0.025	MIN RRF	%D / %DRIFT	MAX %D / %DRIFT	CURVE TYPE	
$ 1 Tetrachloro-m-xylene	49431007	58896600	58896600	0.000	-19.14910	15.00000	Averaged	<-
4 alpha-BHC	50588779	53167480	53167480	0.010	-5.09738	15.00000	Averaged	
5 gamma-BHC (Lindane)	28053563	27968680	27968680	0.010	0.30258	15.00000	Averaged	
6 beta-BHC	21190619	23052600	23052600	0.010	-8.78682	15.00000	Averaged	
7 delta-BHC	47403698	47762000	47762000	0.010	-0.75585	15.00000	Averaged	
8 Heptachlor	44286063	43110600	43110600	0.010	2.65425	15.00000	Averaged	
10 Aldrin	59669365	66447440	66447440	0.010	-11.35939	15.00000	Averaged	
12 Heptachlor epoxide	46779005	47428600	47428600	0.010	-1.38865	15.00000	Averaged	
13 gamma-Chlordane	52594638	56514400	56514400	0.010	-7.45278	15.00000	Averaged	
14 alpha-Chlordane	58382726	62060360	62060360	0.010	-6.29918	15.00000	Averaged	
15 Endosulfan I	46244368	45982520	45982520	0.010	0.56623	15.00000	Averaged	
16 4,4'-DDE	55039938	64240480	64240480	0.010	-16.71612	15.00000	Averaged	<-
17 Dieldrin	55388855	54775720	54775720	0.010	1.10696	15.00000	Averaged	
18 Endrin	53179137	52644760	52644760	0.010	1.00486	15.00000	Averaged	
20 4,4'-DDD	41224313	40503840	40503840	0.010	1.74769	15.00000	Averaged	
22 Endosulfan II	50555604	50954800	50954800	0.010	-0.78962	15.00000	Averaged	
23 4,4'-DDT	42795934	48161800	48161800	0.010	-12.53826	15.00000	Averaged	
25 Endrin aldehyde	40752486	40276120	40276120	0.010	1.16892	15.00000	Averaged	
27 Methoxychlor	22853222	22953760	22953760	0.010	-0.43993	15.00000	Averaged	
28 Endosulfan sulfate	50702019	49159560	49159560	0.010	3.04220	15.00000	Averaged	
29 Endrin ketone	57165409	56350200	56350200	0.010	1.42605	15.00000	Averaged	
$ 30 Decachlorobiphenyl	58177643	49604040	49604040	0.010	14.73694	15.00000	Averaged	

Average %D / Drift Results.

Calculated Average %D/Drift = 5.38772
Maximun Average %D/Drift = 15.00000
* Passed Average %D/Drift Test.

$84.64372 / 20 = 4.2$

STL North Canton

CONTINUING CALIBRATION COMPOUNDS

Instrument ID: a2hp9.i
Lab File ID: 013F1301.D
Analysis Type:
Lab Sample ID: E113
Method: \\cansvr11\dd\chem\GCS\a2hp9.i\70718IC-1.b\PEST9.m\PEST9r.m

Injection Date: 18-JUL-2007 20:09
Init. Cal. Date(s): 16-JUL-2007 17-JUL-2007
Init. Cal. Times: 08:20 21:06
Quant Type: ESTD

COMPOUND	RRF / AMOUNT	RF0.025	CCAL RRF0.025	MIN RRF	%D / %DRIFT	MAX %D / %DRIFT	CURVE TYPE	
$ 1 Tetrachloro-m-xylene	112562214	118682160	118682160	0.000	-5.43695	15.00000	Averaged	
4 alpha-BHC	176233543	186245680	186245680	0.010	-5.68118	15.00000	Averaged	
5 gamma-BHC (Lindane)	153926111	157694240	157694240	0.010	-2.44801	15.00000	Averaged	
6 beta-BHC	27304984	28860680	28860680	0.010	-5.69748	15.00000	Averaged	
7 delta-BHC	149272982	161589840	161589840	0.010	-8.25123	15.00000	Averaged	
8 Heptachlor	148477728	149027160	149027160	0.010	-0.37004	15.00000	Averaged	
10 Aldrin	164755604	175901720	175901720	0.010	-6.76524	15.00000	Averaged	
12 Heptachlor epoxide	145095879	155050360	155050360	0.010	-6.86062	15.00000	Averaged	
13 gamma-Chlordane	141906827	141010880	141010880	0.010	0.63136	15.00000	Averaged	
14 alpha-Chlordane	143232591	151358320	151358320	0.010	-5.67310	15.00000	Averaged	
15 Endosulfan I	134429433	140223600	140223600	0.010	-4.31019	15.00000	Averaged	
16 4,4'-DDE	135807002	153697600	153697600	0.010	-13.17355	15.00000	Averaged	
17 Dieldrin	149086998	151118320	151118320	0.010	-1.36251	15.00000	Averaged	
18 Endrin	127017869	133892160	133892160	0.010	-5.41207	15.00000	Averaged	
21 4,4'-DDD	84669988	104476520	104476520	0.010	-23.39262	15.00000	Averaged	<-
22 Endosulfan II	133410095	140874040	140874040	0.010	-5.59474	15.00000	Averaged	
24 4,4'-DDT	87510322	93856680	93856680	0.010	-7.25213	15.00000	Averaged	
25 Endrin aldehyde	91933858	94378680	94378680	0.010	-2.65933	15.00000	Averaged	
26 Endosulfan sulfate	105012500	110270840	110270840	0.010	-5.00735	15.00000	Averaged	
27 Methoxychlor	20225048	22013560	22013560	0.010	-8.84306	15.00000	Averaged	
29 Endrin ketone	110544823	115986480	115986480	0.010	-4.92258	15.00000	Averaged	
$ 30 Decachlorobiphenyl	51045987	46135640	46135640	0.010	9.61946	15.00000	Averaged	

Average %D / Drift Results.

Calculated Average %D/Drift = 6.33476
Maximun Average %D/Drift = 15.00000
* Passed Average %D/Drift Test.

$124.30835 / 20 = 6.2$

STL North Canton

CONTINUING CALIBRATION COMPOUNDS

Instrument ID: a2hp9.i
Lab File ID: 027F2701.D
Analysis Type:
Lab Sample ID: AB3 E005
Method: \\cansvr11\dd\chem\GCS\a2hp9.i\70718IC-1.b\PEST9.m

Injection Date: 19-JUL-2007 01:23
Init. Cal. Date(s): 16-JUL-2007 17-JUL-2007
Init. Cal. Times: 08:20 21:06
Quant Type: ESTD

COMPOUND	RRF / AMOUNT	RF0.025	CCAL RRF0.025	MIN RRF	%D / %DRIFT	MAX %D / %DRIFT	CURVE TYPE	
$ 1 Tetrachloro-m-xylene	49431007	56459720	56459720	0.000	-14.21924	15.00000	Averaged	
4 alpha-BHC	50588779	56309240	56309240	0.010	-11.30777	15.00000	Averaged	
5 gamma-BHC (Lindane)	28053563	29216280	29216280	0.010	-4.14463	15.00000	Averaged	
6 beta-BHC	21190619	25265040	25265040	0.010	-19.22747	15.00000	Averaged	<-
7 delta-BHC	47403698	49150880	49150880	0.010	-3.68575	15.00000	Averaged	
8 Heptachlor	44286063	44885400	44885400	0.010	-1.35333	15.00000	Averaged	
10 Aldrin	59669365	69781120	69781120	0.010	-16.94631	15.00000	Averaged	<-
12 Heptachlor epoxide	46779005	50162320	50162320	0.010	-7.23255	15.00000	Averaged	
13 gamma-Chlordane	52594638	66306400	66306400	0.010	-26.07065	15.00000	Averaged	<-
14 alpha-Chlordane	58382726	65927720	65927720	0.010	-12.92333	15.00000	Averaged	
15 Endosulfan I	46244368	47890400	47890400	0.010	-3.55942	15.00000	Averaged	
16 4,4'-DDE	55039938	68147240	68147240	0.010	-23.81416	15.00000	Averaged	<-
17 Dieldrin	55388855	56610720	56610720	0.010	-2.20598	15.00000	Averaged	
18 Endrin	53179137	55750000	55750000	0.010	-4.83435	15.00000	Averaged	
20 4,4'-DDD	41224313	44482440	44482440	0.010	-7.90341	15.00000	Averaged	
22 Endosulfan II	50555604	53254920	53254920	0.010	-5.33930	15.00000	Averaged	
23 4,4'-DDT	42795934	43540840	43540840	0.010	-1.74060	15.00000	Averaged	
25 Endrin aldehyde	40752486	41036840	41036840	0.010	-0.69776	15.00000	Averaged	
27 Methoxychlor	22853222	24256040	24256040	0.010	-6.13838	15.00000	Averaged	
28 Endosulfan sulfate	50702019	53002520	53002520	0.010	-4.53730	15.00000	Averaged	
29 Endrin ketone	57165409	56116360	56116360	0.010	1.83511	15.00000	Averaged	
$ 30 Decachlorobiphenyl	58177643	58881280	58881280	0.010	-1.20946	15.00000	Averaged	

Average %D / Drift Results.

Calculated Average %D/Drift = 8.22392
Maximun Average %D/Drift = 15.00000
* Passed Average %D/Drift Test.

$165.49752 / 20 = 8.3$

STL North Canton

CONTINUING CALIBRATION COMPOUNDS

Instrument ID: a2hp9.i
Lab File ID: 027F2701.D
Analysis Type:
Lab Sample ID: AB3 E005
Method: \\cansvr11\dd\chem\GCS\a2hp9.i\70718IC-1.b\PEST9.m\PEST9r.m

Injection Date: 19-JUL-2007 01:23
Init. Cal. Date(s): 16-JUL-2007 17-JUL-2007
Init. Cal. Times: 08:20 21:06
Quant Type: ESTD

COMPOUND	RRF / AMOUNT	RF0.025	CCAL RRF0.025	MIN RRF	%D / %DRIFT	MAX %D / %DRIFT	CURVE TYPE	
$ 1 Tetrachloro-m-xylene	112562214	114330680	114330680	0.000	-1.57110	15.00000	Averaged	
4 alpha-BHC	176233543	188290760	188290760	0.010	-6.84161	15.00000	Averaged	
5 gamma-BHC (Lindane)	153926111	160046680	160046680	0.010	-3.97630	15.00000	Averaged	
6 beta-BHC	27304984	30447840	30447840	0.010	-11.51019	15.00000	Averaged	
7 delta-BHC	149272982	167153120	167153120	0.010	-11.97815	15.00000	Averaged	
8 Heptachlor	148477728	155043800	155043800	0.010	-4.42226	15.00000	Averaged	
10 Aldrin	164755604	173556240	173556240	0.010	-5.34163	15.00000	Averaged	
12 Heptachlor epoxide	145095879	182423920	182423920	0.010	-25.72647	15.00000	Averaged	<-
13 gamma-Chlordane	141906827	148216200	148216200	0.010	-4.44614	15.00000	Averaged	
14 alpha-Chlordane	143232591	154945840	154945840	0.010	-8.17778	15.00000	Averaged	
15 Endosulfan I	134429433	143046960	143046960	0.010	-6.41045	15.00000	Averaged	
16 4,4'-DDE	135807002	152840000	152840000	0.010	-12.54206	15.00000	Averaged	
17 Dieldrin	149086998	155524120	155524120	0.010	-4.31769	15.00000	Averaged	
18 Endrin	127017869	139646000	139646000	0.010	-9.94201	15.00000	Averaged	
21 4,4'-DDD	84669988	100137480	100137480	0.010	-18.26798	15.00000	Averaged	<-
22 Endosulfan II	133410095	141441000	141441000	0.010	-6.01971	15.00000	Averaged	
24 4,4'-DDT	87510322	92027400	92027400	0.010	-5.16177	15.00000	Averaged	
25 Endrin aldehyde	91933858	93227360	93227360	0.010	-1.40699	15.00000	Averaged	
26 Endosulfan sulfate	105012500	108838760	108838760	0.010	-3.64362	15.00000	Averaged	
27 Methoxychlor	20225048	22146040	22146040	0.010	-9.49809	15.00000	Averaged	
29 Endrin ketone	110544823	111158000	111158000	0.010	-0.55469	15.00000	Averaged	
$ 30 Decachlorobiphenyl	51045987	45322480	45322480	0.010	11.21245	15.00000	Averaged	

Average %D / Drift Results.

Calculated Average %D/Drift = 7.86223
Maximun Average %D/Drift = 15.00000
* Passed Average %D/Drift Test.

160.18559 / 20 = 8%

STL North Canton

CONTINUING CALIBRATION COMPOUNDS

Instrument ID: a2hp9.i Injection Date: 19-JUL-2007 02:08
Lab File ID: 029F2901.D Init. Cal. Date(s): 16-JUL-2007 17-JUL-2007
Analysis Type: Init. Cal. Times: 08:20 21:06
Lab Sample ID: TOX3 E080 Quant Type: ESTD
Method: \\cansvr11\dd\chem\GCS\a2hp9.i\70718IC-1.b\PEST9.m

COMPOUND	RRF / AMOUNT	RF0.025	CCAL RRF0.025	MIN RRF	%D / %DRIFT	MAX %D / %DRIFT	CURVE TYPE	
24 Toxaphene(1)	325386	322755	322755	0.010	0.80844	15.00000	Averaged	
(2)	616943	565503	565503	0.010	8.33789	15.00000	Averaged	
(3)	810252	720799	720799	0.010	11.04014	15.00000	Averaged	
(4)	584750	477851	477851	0.010	18.28120	15.00000	Averaged	<-
(5)	537027	430831	430831	0.010	19.77473	15.00000	Averaged	<-

Average %D / Drift Results.

Calculated Average %D/Drift = 11.64848
Maximun Average %D/Drift = 15.00000
* Passed Average %D/Drift Test.

11.65

STL North Canton

CONTINUING CALIBRATION COMPOUNDS

Instrument ID: a2hp9.i Injection Date: 19-JUL-2007 02:08
Lab File ID: 029F2901.D Init. Cal. Date(s): 16-JUL-2007 17-JUL-2007
Analysis Type: Init. Cal. Times: 08:20 21:06
Lab Sample ID: TOX3 E080 Quant Type: ESTD
Method: \\cansvr11\dd\chem\GCS\a2hp9.i\70718IC-1.b\PEST9.m\PEST9r.m

COMPOUND	RRF / AMOUNT	RF0.005	CCAL RRF0.005	MIN RRF	%D / %DRIFT	MAX %D / %DRIFT	CURVE TYPE	
23 Toxaphene (1)	4659865	4064490	4064490	0.010	12.77666	15.00000	Averaged	
(2)	4801874	3942341	3942341	0.010	17.89995	15.00000	Averaged	<-
(3)	7846059	5855886	5855886	0.010	25.36525	15.00000	Averaged	<-
(4)	4869191	3246221	3246221	0.010	33.33142	15.00000	Averaged	<-
(5)	3844052	2479413	2479413	0.010	35.50001	15.00000	Averaged	<-

Average %D / Drift Results.

Calculated Average %D/Drift = 24.97466
Maximun Average %D/Drift = 15.00000
* Failed Average %D/Drift Test.

24.9

METHOD BLANK REPORT

GC Semivolatiles

Client Lot #...: A7G100102 **Work Order #...:** J2JTK1AA **Matrix.....:** WATER
MB Lot-Sample #: A7G100000-122

Prep Date.....: 07/10/07 **Final Wgt/Vol..:** 2 mL
Analysis Date..: 07/12/07 **Prep Batch #...:** 7191122
Dilution Factor: 1 **Initial Wgt/Vol:** 1000 mL

PARAMETER	RESULT	REPORTING LIMIT	UNITS	METHOD
alpha-BHC	ND	0.030	ug/L	SW846 8081A
beta-BHC	ND	0.030	ug/L	SW846 8081A
delta-BHC	ND	0.030	ug/L	SW846 8081A
gamma-BHC (Lindane)	ND	0.030	ug/L	SW846 8081A
Heptachlor	ND	0.030	ug/L	SW846 8081A
Aldrin	ND	0.030	ug/L	SW846 8081A
Heptachlor epoxide	ND	0.030	ug/L	SW846 8081A
Endosulfan I	ND	0.025	ug/L	SW846 8081A
Dieldrin	ND	0.030	ug/L	SW846 8081A
4,4'-DDE	ND	0.030	ug/L	SW846 8081A
Endrin	ND	0.030	ug/L	SW846 8081A
Endosulfan II	ND	0.025	ug/L	SW846 8081A
4,4'-DDD	ND	0.030	ug/L	SW846 8081A
Endosulfan sulfate	ND	0.030	ug/L	SW846 8081A
4,4'-DDT	ND	0.030	ug/L	SW846 8081A
Methoxychlor	ND	0.10	ug/L	SW846 8081A
Endrin ketone	ND	0.030	ug/L	SW846 8081A
Endrin aldehyde	ND	0.030	ug/L	SW846 8081A
alpha-Chlordane	ND	0.030	ug/L	SW846 8081A
gamma-Chlordane	ND	0.030	ug/L	SW846 8081A
Toxaphene	ND	2.0	ug/L	SW846 8081A

SURROGATE	PERCENT RECOVERY	RECOVERY LIMITS
Tetrachloro-m-xylene	82	(39 - 130)
Decachlorobiphenyl	63	(10 - 147)

NOTE(S):

Calculations are performed before rounding to avoid round-off errors in calculated results.

Laboratory Control Sample / Laboratory Control Sample Duplicate Outlier Report

Method Batch : 7191122 **Analysis Method :** 8081A **Analysis Date :** 07/12/2007

Preparation Batch : 7191122 **Preparation Type :** 3520C **Preparation Date :** 07/10/2007

Lab Reporting Batch : A7G100102 **Lab ID:** STLCAN

			Reported Values		Project Limits (Percent)			
LCS Lab Sample ID	Matrix	Analyte Name	Percent Recovery	RPD	Rejection Point	Lower Limit	Upper Limit	RPD
A7G100000122C	AQ	Endosulfan I	46		30.00	50.00	160.00	30.00

Associated Samples

Client Sample ID	Lab Sample ID
FWGDA2mw-DET1bR-0476-GW	A7G100102001
FWGEQUIPRinse1-0501-GW	A7G100102007
FWGLL1mw-078C-0484-GW	A7G100102020
FWGLL1mw-083C-0486-GW	A7G100102016
FWGLL1mw-DUP3-0499-GW	A7G100102018
FWGLL2mw-059C-0487-GW	A7G100102003
FWGLL2mw-262C-0488-GW	A7G100102005
FWGLL2mw-263C-0489-GW	A7G100102013
FWGLL4mw-198C-0492-GW	A7G100102011
FWGLL4mw-199C-0493-GW	A7G100102009

Scope of Data Qualification: The outlier in the LCS qualifies that analyte in all samples with the same Preparation Batch ID as the LCS

Project Number and Name: 030240.0005 - Ravenna GW

LABORATORY CONTROL SAMPLE EVALUATION REPORT

GC Semivolatiles

Client Lot #...: A7G100102 **Work Order #...:** J2JTK1AC **Matrix.....:** WATER
LCS Lot-Sample#: A7G100000-122
Prep Date.....: 07/10/07 **Analysis Date..:** 07/12/07
Prep Batch #...: 7191122
Dilution Factor: 5 **Final Wgt/Vol..:** 2 mL
Initial Wgt/Vol: 1000 mL

PARAMETER	PERCENT RECOVERY	RECOVERY LIMITS	METHOD
alpha-BHC	93	(44 - 137)	SW846 8081A
beta-BHC	93	(50 - 135)	SW846 8081A
delta-BHC	98	(58 - 160)	SW846 8081A
gamma-BHC (Lindane)	**97**	**(58 - 127)**	**SW846 8081A**
Heptachlor	**95**	**(48 - 150)**	**SW846 8081A**
Aldrin	**94**	**(53 - 128)**	**SW846 8081A**
Heptachlor epoxide	95	(50 - 127)	SW846 8081A
Endosulfan I	46 a	(50 - 160)	SW846 8081A
Dieldrin	**98**	**(50 - 124)**	**SW846 8081A**
4,4'-DDE	95	(50 - 130)	SW846 8081A
Endrin	**94**	**(50 - 137)**	**SW846 8081A**
Endosulfan II	62	(50 - 144)	SW846 8081A
4,4'-DDD	103	(50 - 137)	SW846 8081A
Endosulfan sulfate	106	(50 - 160)	SW846 8081A
4,4'-DDT	**108**	**(50 - 145)**	**SW846 8081A**
Methoxychlor	107	(50 - 160)	SW846 8081A
Endrin ketone	98	(50 - 150)	SW846 8081A
Endrin aldehyde	99	(30 - 160)	SW846 8081A
alpha-Chlordane	97	(50 - 122)	SW846 8081A
gamma-Chlordane	100	(50 - 130)	SW846 8081A

SURROGATE	PERCENT RECOVERY	RECOVERY LIMITS
Tetrachloro-m-xylene	91	(39 - 130)
Decachlorobiphenyl	39	(10 - 147)

NOTE(S):

Calculations are performed before rounding to avoid round-off errors in calculated results.

Bold print denotes control parameters

a Spiked analyte recovery is outside stated control limits.

MATRIX SPIKE SAMPLE EVALUATION REPORT

GC Semivolatiles

Client Lot #...: A7G100102 **Work Order #...:** J2JMA1AJ-MS **Matrix.....:** WG
MS Lot-Sample #: A7G100102-009 J2JMA1AK-MSD
Date Sampled...: 07/09/07 11:40 **Date Received..:** 07/10/07
Prep Date.....: 07/10/07 **Analysis Date..:** 07/12/07
Prep Batch #...: 7191122
Dilution Factor: 5 **Initial Wgt/Vol:** 500 mL **Final Wgt/Vol..:** 2 mL

PARAMETER	PERCENT RECOVERY	RECOVERY LIMITS	RPD	RPD LIMITS	METHOD
alpha-BHC	92	(62 - 133)			SW846 8081A
	87	(62 - 133)	5.4	(0-49)	SW846 8081A
beta-BHC	95	(37 - 157)			SW846 8081A
	93	(37 - 157)	1.6	(0-54)	SW846 8081A
delta-BHC	96	(36 - 176)			SW846 8081A
	97	(36 - 176)	0.87	(0-58)	SW846 8081A
gamma-BHC (Lindane)	**95**	**(30 - 148)**			**SW846 8081A**
	91	**(30 - 148)**	**4.4**	**(0-22)**	**SW846 8081A**
Heptachlor	**97**	**(30 - 150)**			**SW846 8081A**
	93	**(30 - 150)**	**4.0**	**(0-32)**	**SW846 8081A**
Aldrin	**94**	**(30 - 150)**			**SW846 8081A**
	90	**(30 - 150)**	**3.7**	**(0-33)**	**SW846 8081A**
Heptachlor epoxide	94	(57 - 138)			SW846 8081A
	92	(57 - 138)	2.0	(0-54)	SW846 8081A
Endosulfan I	50	(30 - 150)			SW846 8081A
	48	(30 - 150)	3.4	(0-36)	SW846 8081A
Dieldrin	**98**	**(35 - 141)**			**SW846 8081A**
	95	**(35 - 141)**	**2.8**	**(0-37)**	**SW846 8081A**
4,4'-DDE	93	(30 - 146)			SW846 8081A
	89	(30 - 146)	4.2	(0-87)	SW846 8081A
Endrin	**98**	**(30 - 150)**			**SW846 8081A**
	95	**(30 - 150)**	**2.6**	**(0-40)**	**SW846 8081A**
Endosulfan II	64	(30 - 150)			SW846 8081A
	62	(30 - 150)	3.5	(0-87)	SW846 8081A
4,4'-DDD	104	(30 - 150)			SW846 8081A
	100	(30 - 150)	3.1	(0-61)	SW846 8081A
Endosulfan sulfate	106	(47 - 143)			SW846 8081A
	102	(47 - 143)	3.2	(0-53)	SW846 8081A
4,4'-DDT	**108**	**(30 - 150)**			**SW846 8081A**
	108	**(30 - 150)**	**0.09**	**(0-50)**	**SW846 8081A**
Methoxychlor	111	(27 - 178)			SW846 8081A
	114	(27 - 178)	3.0	(0-64)	SW846 8081A
Endrin ketone	98	(45 - 130)			SW846 8081A
	96	(45 - 130)	1.7	(0-55)	SW846 8081A
Endrin aldehyde	100	(30 - 150)			SW846 8081A
	98	(30 - 150)	2.5	(0-97)	SW846 8081A
alpha-Chlordane	96	(38 - 140)			SW846 8081A
	94	(38 - 140)	1.8	(0-55)	SW846 8081A
gamma-Chlordane	101	(36 - 150)			SW846 8081A
	97	(36 - 150)	3.7	(0-57)	SW846 8081A

(Continued on next page)

MATRIX SPIKE SAMPLE EVALUATION REPORT

GC Semivolatiles

Client Lot #...: A7G100102 **Work Order #...:** J2JMA1AJ-MS **Matrix.....:** WG
MS Lot-Sample #: A7G100102-009 J2JMA1AK-MSD

SURROGATE	PERCENT RECOVERY	RECOVERY LIMITS
Tetrachloro-m-xylene	93	(39 - 130)
	86	(39 - 130)
Decachlorobiphenyl	80	(10 - 147)
	84	(10 - 147)

NOTE(S):

Calculations are performed before rounding to avoid round-off errors in calculated results.

Bold print denotes control parameters

Environmental Quality Mgt., Inc.

Client Sample ID: FWGDA2mw-DET1bR-0476-GW

GC Semivolatiles

Lot-Sample #...: A7G100102-001 Work Order #...: J2JL11AG Matrix.....: WG
Date Sampled...: 07/09/07 10:50 Date Received..: 07/10/07
Prep Date.....: 07/10/07 Analysis Date..: 07/12/07
Prep Batch #...: 7191119
Dilution Factor: 1 Initial Wgt/Vol: 1050 mL Final Wgt/Vol..: 2 mL
Method.....: SW846 8082

PARAMETER	RESULT	REPORTING LIMIT	UNITS	MDL
Aroclor 1016	ND	0.50	ug/L	0.044
Aroclor 1221	ND	0.50	ug/L	0.045
Aroclor 1232	ND	0.50	ug/L	0.073
Aroclor 1242	ND	0.50	ug/L	0.060
Aroclor 1248	ND	0.50	ug/L	0.061
Aroclor 1254	ND	0.50	ug/L	0.032
Aroclor 1260	ND	0.50	ug/L	0.038

SURROGATE	PERCENT RECOVERY	RECOVERY LIMITS
Tetrachloro-m-xylene	114	(35 - 130)
Decachlorobiphenyl	49	(10 - 110)

Environmental Quality Mgt., Inc.

Client Sample ID: FWGLL2mw-059C-0487-GW

GC Semivolatiles

Lot-Sample #...: A7G100102-003 **Work Order #...:** J2JL31AG **Matrix.....:** WG
Date Sampled...: 07/09/07 12:25 **Date Received..:** 07/10/07
Prep Date.....: 07/10/07 **Analysis Date..:** 07/12/07
Prep Batch #...: 7191119
Dilution Factor: 1 **Initial Wgt/Vol:** 1030 mL **Final Wgt/Vol..:** 2 mL
Method.....: SW846 8082

PARAMETER	RESULT	REPORTING LIMIT	UNITS	MDL
Aroclor 1016	ND	0.50	ug/L	0.044
Aroclor 1221	ND	0.50	ug/L	0.045
Aroclor 1232	ND	0.50	ug/L	0.073
Aroclor 1242	ND	0.50	ug/L	0.060
Aroclor 1248	ND	0.50	ug/L	0.061
Aroclor 1254	ND	0.50	ug/L	0.032
Aroclor 1260	ND	0.50	ug/L	0.038

SURROGATE	PERCENT RECOVERY	RECOVERY LIMITS
Tetrachloro-m-xylene	106	(35 - 130)
Decachlorobiphenyl	59	(10 - 110)

Environmental Quality Mgt., Inc.

Client Sample ID: FWGLL2mw-262C-0488-GW

GC Semivolatiles

Lot-Sample #...: A7G100102-005 **Work Order #...:** J2JL51AG **Matrix.....:** WG
Date Sampled...: 07/09/07 14:48 **Date Received..:** 07/10/07
Prep Date.....: 07/10/07 **Analysis Date..:** 07/12/07
Prep Batch #...: 7191119
Dilution Factor: 1 **Initial Wgt/Vol:** 1030 mL **Final Wgt/Vol..:** 2 mL
Method.....: SW846 8082

PARAMETER	RESULT	REPORTING LIMIT	UNITS	MDL
Aroclor 1016	ND	0.50	ug/L	0.044
Aroclor 1221	ND	0.50	ug/L	0.045
Aroclor 1232	ND	0.50	ug/L	0.073
Aroclor 1242	ND	0.50	ug/L	0.060
Aroclor 1248	ND	0.50	ug/L	0.061
Aroclor 1254	ND	0.50	ug/L	0.032
Aroclor 1260	ND	0.50	ug/L	0.038

SURROGATE	PERCENT RECOVERY	RECOVERY LIMITS
Tetrachloro-m-xylene	111	(35 - 130)
Decachlorobiphenyl	82	(10 - 110)

Environmental Quality Mgt., Inc.

Client Sample ID: FWGEQUIPRinse1-0501-GW

GC Semivolatiles

Lot-Sample #...:	A7G100102-007	**Work Order #...:**	J2JL71AG	**Matrix.....:**	WQ
Date Sampled...:	07/09/07 15:40	**Date Received..:**	07/10/07		
Prep Date.....:	07/10/07	**Analysis Date..:**	07/12/07		
Prep Batch #...:	7191119				
Dilution Factor:	1	**Initial Wgt/Vol:**	1050 mL	**Final Wgt/Vol..:**	2 mL
		Method.....:	SW846 8082		

PARAMETER	RESULT	REPORTING LIMIT	UNITS	MDL
Aroclor 1016	ND	0.50	ug/L	0.044
Aroclor 1221	ND	0.50	ug/L	0.045
Aroclor 1232	ND	0.50	ug/L	0.073
Aroclor 1242	ND	0.50	ug/L	0.060
Aroclor 1248	ND	0.50	ug/L	0.061
Aroclor 1254	ND	0.50	ug/L	0.032
Aroclor 1260	ND	0.50	ug/L	0.038

SURROGATE	PERCENT RECOVERY	RECOVERY LIMITS
Tetrachloro-m-xylene	105	(35 - 130)
Decachlorobiphenyl	78	(10 - 110)

Environmental Quality Mgt., Inc.

Client Sample ID: FWGLL4mw-199C-0493-GW

GC Semivolatiles

Lot-Sample #...: A7G100102-009 **Work Order #...:** J2JMA1AT **Matrix.....:** WG
Date Sampled...: 07/09/07 11:40 **Date Received..:** 07/10/07
Prep Date.....: 07/10/07 **Analysis Date..:** 07/12/07
Prep Batch #...: 7191119
Dilution Factor: 1 **Initial Wgt/Vol:** 930 mL **Final Wgt/Vol..:** 2 mL
Method.....: SW846 8082

PARAMETER	RESULT	REPORTING LIMIT	UNITS	MDL
Aroclor 1016	ND	0.50	ug/L	0.044
Aroclor 1221	ND	0.50	ug/L	0.045
Aroclor 1232	ND	0.50	ug/L	0.073
Aroclor 1242	ND	0.50	ug/L	0.060
Aroclor 1248	ND	0.50	ug/L	0.061
Aroclor 1254	ND	0.50	ug/L	0.032
Aroclor 1260	ND	0.50	ug/L	0.038

SURROGATE	PERCENT RECOVERY	RECOVERY LIMITS
Tetrachloro-m-xylene	112	(35 - 130)
Decachlorobiphenyl	42	(10 - 110)

Environmental Quality Mgt., Inc.

Client Sample ID: FWGLL4mw-198C-0492-GW

GC Semivolatiles

Lot-Sample #...:	A7G100102-011	**Work Order #...:**	J2JMD1AG	**Matrix.....:**	WG
Date Sampled...:	07/09/07 14:10	**Date Received..:**	07/10/07		
Prep Date.....:	07/10/07	**Analysis Date..:**	07/12/07		
Prep Batch #...:	7191119				
Dilution Factor:	1	**Initial Wgt/Vol:**	860 mL	**Final Wgt/Vol..:**	2 mL
		Method.....:	SW846 8082		

PARAMETER	RESULT	REPORTING LIMIT	UNITS	MDL
Aroclor 1016	ND	0.50	ug/L	0.044
Aroclor 1221	ND	0.50	ug/L	0.045
Aroclor 1232	ND	0.50	ug/L	0.073
Aroclor 1242	ND	0.50	ug/L	0.060
Aroclor 1248	ND	0.50	ug/L	0.061
Aroclor 1254	ND	0.50	ug/L	0.032
Aroclor 1260	ND	0.50	ug/L	0.038

SURROGATE	PERCENT RECOVERY	RECOVERY LIMITS
Tetrachloro-m-xylene	86	(35 - 130)
Decachlorobiphenyl	18	(10 - 110)

Environmental Quality Mgt., Inc.

Client Sample ID: FWGLL2mw-263C-0489-GW

GC Semivolatiles

Lot-Sample #...: A7G100102-013	**Work Order #...:** J2JMG1AG	**Matrix.....:** WG	
Date Sampled...: 07/09/07 15:50	**Date Received..:** 07/10/07		
Prep Date.....: 07/10/07	**Analysis Date..:** 07/12/07		
Prep Batch #...: 7191119			
Dilution Factor: 1	**Initial Wgt/Vol:** 930 mL	**Final Wgt/Vol..:** 2 mL	
	Method.....: SW846 8082		

PARAMETER	RESULT	REPORTING LIMIT	UNITS	MDL
Aroclor 1016	ND	0.50	ug/L	0.044
Aroclor 1221	ND	0.50	ug/L	0.045
Aroclor 1232	ND	0.50	ug/L	0.073
Aroclor 1242	ND	0.50	ug/L	0.060
Aroclor 1248	ND	0.50	ug/L	0.061
Aroclor 1254	ND	0.50	ug/L	0.032
Aroclor 1260	ND	0.50	ug/L	0.038

SURROGATE	PERCENT RECOVERY	RECOVERY LIMITS
Tetrachloro-m-xylene	100	(35 - 130)
Decachlorobiphenyl	51	(10 - 110)

Environmental Quality Mgt., Inc.

Client Sample ID: FWGLL1mw-083C-0486-GW

GC Semivolatiles

Lot-Sample #...: A7G100102-016 **Work Order #...:** J2JMK1AG **Matrix.....:** WG
Date Sampled...: 07/09/07 14:10 **Date Received..:** 07/10/07
Prep Date.....: 07/10/07 **Analysis Date..:** 07/12/07
Prep Batch #...: 7191119
Dilution Factor: 1 **Initial Wgt/Vol:** 1050 mL **Final Wgt/Vol..:** 2 mL
Method.....: SW846 8082

PARAMETER	RESULT	REPORTING LIMIT	UNITS	MDL
Aroclor 1016	ND	0.50	ug/L	0.044
Aroclor 1221	ND	0.50	ug/L	0.045
Aroclor 1232	ND	0.50	ug/L	0.073
Aroclor 1242	ND	0.50	ug/L	0.060
Aroclor 1248	ND	0.50	ug/L	0.061
Aroclor 1254	ND	0.50	ug/L	0.032
Aroclor 1260	ND	0.50	ug/L	0.038

SURROGATE	PERCENT RECOVERY	RECOVERY LIMITS
Tetrachloro-m-xylene	101	(35 - 130)
Decachlorobiphenyl	75	(10 - 110)

Environmental Quality Mgt., Inc.

Client Sample ID: FWGLL1mw-DUP3-0499-GW

GC Semivolatiles

Lot-Sample #...: A7G100102-018	**Work Order #...:** J2JMM1AG	**Matrix.....:** WG	
Date Sampled...: 07/09/07 15:15	**Date Received..:** 07/10/07		
Prep Date.....: 07/10/07	**Analysis Date..:** 07/12/07		
Prep Batch #...: 7191119			
Dilution Factor: 1	**Initial Wgt/Vol:** 1040 mL	**Final Wgt/Vol..:** 2 mL	
	Method.....: SW846 8082		

PARAMETER	RESULT	REPORTING LIMIT	UNITS	MDL
Aroclor 1016	ND	0.50	ug/L	0.044
Aroclor 1221	ND	0.50	ug/L	0.045
Aroclor 1232	ND	0.50	ug/L	0.073
Aroclor 1242	ND	0.50	ug/L	0.060
Aroclor 1248	ND	0.50	ug/L	0.061
Aroclor 1254	ND	0.50	ug/L	0.032
Aroclor 1260	ND	0.50	ug/L	0.038

SURROGATE	PERCENT RECOVERY	RECOVERY LIMITS
Tetrachloro-m-xylene	110	(35 - 130)
Decachlorobiphenyl	90	(10 - 110)

Environmental Quality Mgt., Inc.

Client Sample ID: FWGLL1mw-078C-0484-GW

GC Semivolatiles

Lot-Sample #...: A7G100102-020 **Work Order #...:** J2JMQ1AG **Matrix.....:** WG
Date Sampled...: 07/09/07 16:55 **Date Received..:** 07/10/07
Prep Date.....: 07/10/07 **Analysis Date..:** 07/12/07
Prep Batch #...: 7191119
Dilution Factor: 1 **Initial Wgt/Vol:** 1030 mL **Final Wgt/Vol..:** 2 mL
Method.....: SW846 8082

PARAMETER	RESULT	REPORTING LIMIT	UNITS	MDL
Aroclor 1016	ND	0.50	ug/L	0.044
Aroclor 1221	ND	0.50	ug/L	0.045
Aroclor 1232	ND	0.50	ug/L	0.073
Aroclor 1242	ND	0.50	ug/L	0.060
Aroclor 1248	ND	0.50	ug/L	0.061
Aroclor 1254	ND	0.50	ug/L	0.032
Aroclor 1260	ND	0.50	ug/L	0.038

SURROGATE	PERCENT RECOVERY	RECOVERY LIMITS
Tetrachloro-m-xylene	104	(35 - 130)
Decachlorobiphenyl	54	(10 - 110)

FORM 8
SEMIVOLATILE ANALYTICAL SEQUENCE

Lab Name: STL - NORTH CANTON Contract:

Lab Code: STLCAN Case No.: SAS No.: SDG No.: A7G100102

GC Column: RESTEK PEST CLPI ID: 0.53 (mm) Init. Calib. Date(s): 06/27/07 06/27/07

Instrument ID: A2HP11

THE ANALYTICAL SEQUENCE OF PERFORMANCE EVALUATION MIXTURES, BLANKS, SAMPLES, AND STANDARDS IS GIVEN BELOW:

MEAN SURROGATE RT FROM INITIAL CALIBRATION
S1 : 1.69 S2 : 8.27

	CLIENT SAMPLE NO.	LAB SAMPLE ID	DATE ANALYZED	TIME ANALYZED	S1 RT	#	S2 RT	#
01		E097	07/12/07	1351	1.69		8.27	
02		MRL	07/12/07	1507	1.69		8.27	
03	FWGDA2MW-DET	J2JL11AG	07/12/07	1553	1.70		8.27	
04	FWGLL2MW-059	J2JL31AG	07/12/07	1608	1.70		8.27	
05	FWGLL2MW-262	J2JL51AG	07/12/07	1624	1.70		8.27	
06	FWGEQUIPRINS	J2JL71AG	07/12/07	1639	1.70		8.27	
07	FWGLL4MW-199	J2JMA1AT	07/12/07	1655	1.70		8.27	
08	FWGLL4MW-199	J2JMA1AU	07/12/07	1710	1.69		8.27	
09	FWGLL4MW-199	J2JMA1AV	07/12/07	1726	1.69		8.27	
10	FWGLL4MW-198	J2JMD1AG	07/12/07	1741	1.70		8.27	
11	FWGLL2MW-263	J2JMG1AG	07/12/07	1756	1.69		8.27	
12	FWGLL1MW-083	J2JMK1AG	07/12/07	1812	1.69		8.27	
13	FWGLL1MW-DUP	J2JMM1AG	07/12/07	1827	1.70		8.27	
14	FWGLL1MW-078	J2JMQ1AG	07/12/07	1843	1.70		8.27	
15	J2JTEBLK	J2JTE1AA	07/12/07	1858	1.69		8.27	
16	J2JTECHK	J2JTE1AC	07/12/07	1914	1.69		8.27	
17		E097	07/12/07	1929	1.69		8.27	
18		MRL	07/12/07	1944	1.69		8.27	
19								
20								
21								
22								
23								
24								
25								
26								
27								
28								
29								
30								
31								
32								

QC LIMITS

S1 = TCMX (+/- 0.10 MINUTES)
S2 = DCB (+/- 0.10 MINUTES)

Column used to flag retention time values with an asterisk.
* Values outside of QC limits.

Data File: \\cansvr11\DD\chem\GCS\a2hp11.i\706271C-1.b\044F4401.D
Report Date: 28-Jun-2007 07:40

STL North Canton

CONTINUING CALIBRATION COMPOUNDS

Instrument ID: a2hp11.i Injection Date: 27-JUN-2007 23:47
Lab File ID: 044F4401.D Init. Cal. Date(s): 27-JUN-2007 27-JUN-2007
Analysis Type: Init. Cal. Times: 12:58 23:32
Lab Sample ID: ICV Quant Type: ESTD
Method: \\cansvr11\dd\chem\GCS\a2hp11.i\706271C-1.b\HP11PCBF.m

COMPOUND	RRF / AMOUNT	RF1	MIN RRF	%D / %DRIFT	MAX %D / %DRIFT	CURVE TYPE
3 AROCLOR-1016 (1)	1564203	1362560	0.010	12.89111	15.00000	Averaged
(2)	2850237	2738745	0.010	3.91166	15.00000	Averaged
(3)	5823461	6375304	0.010	-9.47621	15.00000	Averaged
(4)	2585103	2648195	0.010	-2.44059	15.00000	Averaged
(5)	2565778	2585459	0.010	-0.76705	15.00000	Averaged
8 AROCLOR-1260 (1)	1736160	1875833	0.010	-8.04492	15.00000	Averaged
(2)	2508387	2835824	0.010	-13.05368	15.00000	Averaged
(3)	2213740	2703311	0.010	-22.11514	15.00000	Averaged
(4)	3441381	3611869	0.010	-4.95405	15.00000	Averaged
(5)	1817768	2051826	0.010	-12.87614	15.00000	Averaged

5.9%

12.2%

Surrogate Recovery Outlier Report

Lab Report Batch: A7G100102 **Lab ID:** STLCAN

Client Sample ID	Lab Sample ID	Analysis Method	Dilution	Matrix	Surrogate	Percent Recovery	Criteria (percent) Lower Limit	Upper Limit	Reject Point	Associated Target Analytes
FWGDA2mw-DET1bR-0476-GW	A7G100102001	8082	1	AQ	Decachlorobiphenyl	49	50.0	150.0	10.0	All Target
FWGLL1mw-083C-0486-GW	A7G100102016	8330	4.89	AQ	3,4-Dinitrotoluene	0.0	50.0	150.0	10.0	All Target
FWGLL1mw-DUP3-0499-GW	A7G100102018	8330	5	AQ	3,4-Dinitrotoluene	0.0	50.0	150.0	10.0	All Target
FWGLL2mw-263C-0489-GW	A7G100102013	8081A	1	AQ	Decachlorobiphenyl	49	50.0	150.0	10.0	All Target
FWGLL4mw-198C-0492-GW	A7G100102011	8081A	1	AQ	Decachlorobiphenyl	27	50.0	150.0	10.0	All Target
		8082			Decachlorobiphenyl	18	50.0	150.0	10.0	All Target
FWGLL4mw-199C-0493-GW	A7G100102009	8082	1	AQ	Decachlorobiphenyl	42	50.0	150.0	10.0	All Target

METHOD BLANK REPORT

GC Semivolatiles

Client Lot #...: A7G100102 **Work Order #...:** J2JTE1AA **Matrix.....:** WATER
MB Lot-Sample #: A7G100000-119

Prep Date.....: 07/10/07 **Final Wgt/Vol..:** 2 mL
Analysis Date..: 07/12/07 **Prep Batch #...:** 7191119
Dilution Factor: 1 **Initial Wgt/Vol:** 1000 mL

PARAMETER	RESULT	REPORTING LIMIT	UNITS	METHOD
Aroclor 1016	ND	0.50	ug/L	SW846 8082
Aroclor 1221	ND	0.50	ug/L	SW846 8082
Aroclor 1232	ND	0.50	ug/L	SW846 8082
Aroclor 1242	ND	0.50	ug/L	SW846 8082
Aroclor 1248	ND	0.50	ug/L	SW846 8082
Aroclor 1254	ND	0.50	ug/L	SW846 8082
Aroclor 1260	ND	0.50	ug/L	SW846 8082

SURROGATE	PERCENT RECOVERY	RECOVERY LIMITS
Tetrachloro-m-xylene	95	(35 - 130)
Decachlorobiphenyl	72	(10 - 110)

NOTE(S):

Calculations are performed before rounding to avoid round-off errors in calculated results.

LABORATORY CONTROL SAMPLE EVALUATION REPORT

GC Semivolatiles

Client Lot #...: A7G100102 **Work Order #...:** J2JTE1AC **Matrix.....:** WATER
LCS Lot-Sample#: A7G100000-119
Prep Date.....: 07/10/07 **Analysis Date..:** 07/12/07
Prep Batch #...: 7191119
Dilution Factor: 5 **Final Wgt/Vol..:** 2 mL
Initial Wgt/Vol: 1000 mL

PARAMETER	PERCENT RECOVERY	RECOVERY LIMITS	METHOD
Aroclor 1016	**85**	**(50 - 115)**	**SW846 8082**
Aroclor 1260	**85**	**(45 - 112)**	**SW846 8082**

SURROGATE	PERCENT RECOVERY	RECOVERY LIMITS
Tetrachloro-m-xylene	97	(35 - 130)
Decachlorobiphenyl	33	(10 - 110)

NOTE(S):

Calculations are performed before rounding to avoid round-off errors in calculated results.

Bold print denotes control parameters

MATRIX SPIKE SAMPLE EVALUATION REPORT

GC Semivolatiles

Client Lot #...: A7G100102 **Work Order #...:** J2JMA1AU-MS **Matrix.....:** WG
MS Lot-Sample #: A7G100102-009 J2JMA1AV-MSD
Date Sampled...: 07/09/07 11:40 **Date Received..:** 07/10/07
Prep Date.....: 07/10/07 **Analysis Date..:** 07/12/07
Prep Batch #...: 7191119
Dilution Factor: 5 **Initial Wgt/Vol:** 460 mL **Final Wgt/Vol..:** 2 mL

PARAMETER	PERCENT RECOVERY	RECOVERY LIMITS	RPD	RPD LIMITS	METHOD
Aroclor 1016	**89**	**(10 - 200)**			**SW846 8082**
	88	**(10 - 200)**	**1.2**	**(0-30)**	**SW846 8082**
Aroclor 1260	**90**	**(10 - 150)**			**SW846 8082**
	87	**(10 - 150)**	**3.4**	**(0-30)**	**SW846 8082**

SURROGATE	PERCENT RECOVERY	RECOVERY LIMITS
Tetrachloro-m-xylene	100	(35 - 130)
	104	(35 - 130)
Decachlorobiphenyl	76	(10 - 110)
	71	(10 - 110)

NOTE(S):

Calculations are performed before rounding to avoid round-off errors in calculated results.

Bold print denotes control parameters

Environmental Quality Mgt., Inc.

Client Sample ID: FWGDA2mw-DET1bR-0476-GW

HPLC

Lot-Sample #...: A7G100102-001 **Work Order #...:** J2JL11AF **Matrix.....:** WG
Date Sampled...: 07/09/07 10:50 **Date Received..:** 07/10/07
Prep Date.....: 07/13/07 **Analysis Date..:** 07/20/07
Prep Batch #...: 7194377
Dilution Factor: 0.99 **Method.....:** SW846 8330

PARAMETER	RESULT	REPORTING LIMIT	UNITS	MDL
PETN	ND	0.64	ug/L	0.30
Nitroglycerin	ND	0.64	ug/L	0.33
2-Amino-4,6-dinitrotoluene	ND	0.099	ug/L	0.099
4-Amino-2,6-dinitrotoluene	ND	0.099	ug/L	0.050
1,3-Dinitrobenzene	ND	0.099	ug/L	0.050
2,4-Dinitrotoluene	ND	0.099	ug/L	0.050
2,6-Dinitrotoluene	ND	0.099	ug/L	0.050
HMX	ND	0.099	ug/L	0.036
Nitrobenzene	ND	0.099	ug/L	0.050
2-Nitrotoluene	ND	0.50	ug/L	0.087
3-Nitrotoluene	ND	0.50	ug/L	0.056
4-Nitrotoluene	ND	0.50	ug/L	0.087
RDX	ND	0.099	ug/L	0.036
Tetryl	ND	0.099	ug/L	0.050
1,3,5-Trinitrobenzene	ND	0.099	ug/L	0.030
2,4,6-Trinitrotoluene	ND	0.099	ug/L	0.050

SURROGATE	PERCENT RECOVERY	RECOVERY LIMITS
3,4-Dinitrotoluene	102	(83 - 113)

Environmental Quality Mgt., Inc.

Client Sample ID: FWGLL2mw-059C-0487-GW

HPLC

Lot-Sample #...:	A7G100102-003	**Work Order #...:**	J2JL31AF	**Matrix.....:**	WG
Date Sampled...:	07/09/07 12:25	**Date Received..:**	07/10/07		
Prep Date.....:	07/13/07	**Analysis Date..:**	07/20/07		
Prep Batch #...:	7194377				
Dilution Factor:	1	**Method.....:**	SW846 8330		

PARAMETER	RESULT	REPORTING LIMIT	UNITS	MDL
PETN	ND	0.65	ug/L	0.30
Nitroglycerin	ND	0.65	ug/L	0.33
2-Amino-4,6-dinitrotoluene	**0.77**	**0.10**	**ug/L**	**0.10**
4-Amino-2,6-dinitrotoluene	**0.78**	**0.10**	**ug/L**	**0.050**
1,3-Dinitrobenzene	**0.070 J**	**0.10**	**ug/L**	**0.050**
2,4-Dinitrotoluene	**0.41**	**0.10**	**ug/L**	**0.050**
2,6-Dinitrotoluene	ND	0.10	ug/L	0.050
HMX	**0.13**	**0.10**	**ug/L**	**0.036**
Nitrobenzene	ND	0.10	ug/L	0.050
2-Nitrotoluene	ND	0.50	ug/L	0.088
3-Nitrotoluene	ND	0.50	ug/L	0.057
4-Nitrotoluene	ND	0.50	ug/L	0.088
RDX	**0.10**	**0.10**	**ug/L**	**0.036**
Tetryl	ND	0.10	ug/L	0.050
1,3,5-Trinitrobenzene	**1.6 B**	**0.10**	**ug/L**	**0.030**
2,4,6-Trinitrotoluene	ND	0.10	ug/L	0.050

SURROGATE	PERCENT RECOVERY	RECOVERY LIMITS
3,4-Dinitrotoluene	102	(83 - 113)

NOTE(S):

J Estimated result. Result is less than RL.

B Method blank contamination. The associated method blank contains the target analyte at a reportable level.

Environmental Quality Mgt., Inc.

Client Sample ID: FWGLL2mw-262C-0488-GW

HPLC

Lot-Sample #...: A7G100102-005 **Work Order #...:** J2JL51AF **Matrix.....:** WG
Date Sampled...: 07/09/07 14:48 **Date Received..:** 07/10/07
Prep Date.....: 07/13/07 **Analysis Date..:** 07/20/07
Prep Batch #...: 7194377
Dilution Factor: 0.99 **Method.....:** SW846 8330

PARAMETER	RESULT	REPORTING LIMIT	UNITS	MDL
PETN	ND	0.64	ug/L	0.30
Nitroglycerin	ND	0.64	ug/L	0.33
2-Amino-4,6-dinitrotoluene	ND	0.099	ug/L	0.099
4-Amino-2,6-dinitrotoluene	ND	0.099	ug/L	0.050
1,3-Dinitrobenzene	ND	0.099	ug/L	0.050
2,4-Dinitrotoluene	ND	0.099	ug/L	0.050
2,6-Dinitrotoluene	ND	0.099	ug/L	0.050
HMX	ND	0.099	ug/L	0.036
Nitrobenzene	ND	0.099	ug/L	0.050
2-Nitrotoluene	ND	0.50	ug/L	0.087
3-Nitrotoluene	ND	0.50	ug/L	0.056
4-Nitrotoluene	ND	0.50	ug/L	0.087
RDX	ND	0.099	ug/L	0.036
Tetryl	ND	0.099	ug/L	0.050
1,3,5-Trinitrobenzene	ND	0.099	ug/L	0.030
2,4,6-Trinitrotoluene	ND	0.099	ug/L	0.050

SURROGATE	PERCENT RECOVERY	RECOVERY LIMITS
3,4-Dinitrotoluene	100	(83 - 113)

Environmental Quality Mgt., Inc.

Client Sample ID: FWGEQUIPRinse1-0501-GW

HPLC

Lot-Sample #...: A7G100102-007 **Work Order #...:** J2JL71AF **Matrix.....:** WQ
Date Sampled...: 07/09/07 15:40 **Date Received..:** 07/10/07
Prep Date.....: 07/13/07 **Analysis Date..:** 07/20/07
Prep Batch #...: 7194377
Dilution Factor: 0.98 **Method.....:** SW846 8330

PARAMETER	RESULT	REPORTING LIMIT	UNITS	MDL
PETN	ND	0.64	ug/L	0.29
Nitroglycerin	ND	0.64	ug/L	0.32
2-Amino-4,6-dinitrotoluene	ND	0.098	ug/L	0.098
4-Amino-2,6-dinitrotoluene	ND	0.098	ug/L	0.049
1,3-Dinitrobenzene	ND	0.098	ug/L	0.049
2,4-Dinitrotoluene	ND	0.098	ug/L	0.049
2,6-Dinitrotoluene	ND	0.098	ug/L	0.049
HMX	ND	0.098	ug/L	0.035
Nitrobenzene	ND	0.098	ug/L	0.049
2-Nitrotoluene	ND	0.49	ug/L	0.086
3-Nitrotoluene	ND	0.49	ug/L	0.056
4-Nitrotoluene	ND	0.49	ug/L	0.086
RDX	**0.062 J**	**0.098**	**ug/L**	**0.035**
Tetryl	ND	0.098	ug/L	0.049
1,3,5-Trinitrobenzene	ND	0.098	ug/L	0.029
2,4,6-Trinitrotoluene	ND	0.098	ug/L	0.049

SURROGATE	PERCENT RECOVERY	RECOVERY LIMITS
3,4-Dinitrotoluene	102	(83 - 113)

NOTE(S):

J Estimated result. Result is less than RL.

Environmental Quality Mgt., Inc.

Client Sample ID: FWGLL4mw-199C-0493-GW

HPLC

Lot-Sample #...: A7G100102-009 **Work Order #...:** J2JMA1AP **Matrix.....:** WG
Date Sampled...: 07/09/07 11:40 **Date Received..:** 07/10/07
Prep Date.....: 07/13/07 **Analysis Date..:** 07/20/07
Prep Batch #...: 7194377
Dilution Factor: 1.06 **Method.....:** SW846 8330

PARAMETER	RESULT	REPORTING LIMIT	UNITS	MDL
PETN	ND	0.69	ug/L	0.32
Nitroglycerin	ND	0.69	ug/L	0.35
2-Amino-4,6-dinitrotoluene	ND	0.11	ug/L	0.11
4-Amino-2,6-dinitrotoluene	ND	0.11	ug/L	0.053
1,3-Dinitrobenzene	ND	0.11	ug/L	0.053
2,4-Dinitrotoluene	ND	0.11	ug/L	0.053
2,6-Dinitrotoluene	ND	0.11	ug/L	0.053
HMX	ND	0.11	ug/L	0.038
Nitrobenzene	ND	0.11	ug/L	0.053
2-Nitrotoluene	ND	0.53	ug/L	0.093
3-Nitrotoluene	ND	0.53	ug/L	0.060
4-Nitrotoluene	ND	0.53	ug/L	0.093
RDX	ND	0.11	ug/L	0.038
Tetryl	ND	0.11	ug/L	0.053
1,3,5-Trinitrobenzene	ND	0.11	ug/L	0.032
2,4,6-Trinitrotoluene	ND	0.11	ug/L	0.053

SURROGATE	PERCENT RECOVERY	RECOVERY LIMITS
3,4-Dinitrotoluene	103	(83 - 113)

Environmental Quality Mgt., Inc.

Client Sample ID: FWGLL4mw-198C-0492-GW

HPLC

Lot-Sample #...: A7G100102-011 **Work Order #...:** J2JMD1AF **Matrix.....:** WG
Date Sampled...: 07/09/07 14:10 **Date Received..:** 07/10/07
Prep Date.....: 07/13/07 **Analysis Date..:** 07/21/07
Prep Batch #...: 7194377
Dilution Factor: 1.03 **Method.....:** SW846 8330

PARAMETER	RESULT	REPORTING LIMIT	UNITS	MDL
PETN	**0.32 J**	**0.67**	**ug/L**	**0.31**
Nitroglycerin	ND	0.67	ug/L	0.34
2-Amino-4,6-dinitrotoluene	ND	0.10	ug/L	0.10
4-Amino-2,6-dinitrotoluene	ND	0.10	ug/L	0.052
1,3-Dinitrobenzene	ND	0.10	ug/L	0.052
2,4-Dinitrotoluene	ND	0.10	ug/L	0.052
2,6-Dinitrotoluene	ND	0.10	ug/L	0.052
HMX	ND	0.10	ug/L	0.037
Nitrobenzene	ND	0.10	ug/L	0.052
2-Nitrotoluene	ND	0.52	ug/L	0.091
3-Nitrotoluene	ND	0.52	ug/L	0.059
4-Nitrotoluene	ND	0.52	ug/L	0.091
RDX	ND	0.10	ug/L	0.037
Tetryl	ND	0.10	ug/L	0.052
1,3,5-Trinitrobenzene	ND	0.10	ug/L	0.031
2,4,6-Trinitrotoluene	ND	0.10	ug/L	0.052

SURROGATE	PERCENT RECOVERY	RECOVERY LIMITS
3,4-Dinitrotoluene	102	(83 - 113)

NOTE(S):

J Estimated result. Result is less than RL.

Environmental Quality Mgt., Inc.

Client Sample ID: FWGLL2mw-263C-0489-GW

HPLC

Lot-Sample #...: A7G100102-013 **Work Order #...:** J2JMG1AF **Matrix.....:** WG
Date Sampled...: 07/09/07 15:50 **Date Received..:** 07/10/07
Prep Date.....: 07/13/07 **Analysis Date..:** 07/21/07
Prep Batch #...: 7194377
Dilution Factor: 1.07 **Method.....:** SW846 8330

PARAMETER	RESULT	REPORTING LIMIT	UNITS	MDL
PETN	**0.94 PG**	**0.70**	**ug/L**	**0.32**
Nitroglycerin	ND	0.70	ug/L	0.35
2-Amino-4,6-dinitrotoluene	ND	0.11	ug/L	0.11
4-Amino-2,6-dinitrotoluene	ND	0.11	ug/L	0.054
1,3-Dinitrobenzene	ND	0.11	ug/L	0.054
2,4-Dinitrotoluene	ND	0.11	ug/L	0.054
2,6-Dinitrotoluene	ND	0.11	ug/L	0.054
HMX	ND	0.11	ug/L	0.039
Nitrobenzene	ND	0.11	ug/L	0.054
2-Nitrotoluene	ND	0.54	ug/L	0.094
3-Nitrotoluene	ND	0.54	ug/L	0.061
4-Nitrotoluene	ND	0.54	ug/L	0.094
RDX	ND	0.11	ug/L	0.039
Tetryl	ND	0.11	ug/L	0.054
1,3,5-Trinitrobenzene	ND	0.11	ug/L	0.032
2,4,6-Trinitrotoluene	ND	0.11	ug/L	0.054

SURROGATE	PERCENT RECOVERY	RECOVERY LIMITS
3,4-Dinitrotoluene	101	(83 - 113)

NOTE(S):

PG The percent difference between the original and confirmation analyses is greater than 40%.

Environmental Quality Mgt., Inc.

Client Sample ID: FWGLL1mw-083C-0486-GW

HPLC

Lot-Sample #...: A7G100102-016 **Work Order #...:** J2JMK1AF **Matrix.....:** WG
Date Sampled...: 07/09/07 14:10 **Date Received..:** 07/10/07
Prep Date.....: 07/13/07 **Analysis Date..:** 08/03/07
Prep Batch #...: 7194377
Dilution Factor: 4.89 **Method.....:** SW846 8330

PARAMETER	RESULT	REPORTING LIMIT	UNITS	MDL
PETN	ND	3.2	ug/L	1.5
Nitroglycerin	ND	3.2	ug/L	1.6
2-Amino-4,6-dinitrotoluene	**17**	**0.49**	**ug/L**	**0.49**
4-Amino-2,6-dinitrotoluene	**25**	**0.49**	**ug/L**	**0.24**
1,3-Dinitrobenzene	ND	0.49	ug/L	0.24
2,4-Dinitrotoluene	**3.2**	**0.49**	**ug/L**	**0.24**
2,6-Dinitrotoluene	**1.2**	**0.49**	**ug/L**	**0.24**
HMX	**0.20 J**	**0.49**	**ug/L**	**0.18**
Nitrobenzene	ND	0.49	ug/L	0.24
2-Nitrotoluene	ND	2.4	ug/L	0.43
3-Nitrotoluene	ND	2.4	ug/L	0.28
4-Nitrotoluene	ND	2.4	ug/L	0.43
RDX	ND	0.49	ug/L	0.18
Tetryl	ND	0.49	ug/L	0.24
1,3,5-Trinitrobenzene	**7.0 B**	**0.49**	**ug/L**	**0.15**
2,4,6-Trinitrotoluene	**6.0**	**0.49**	**ug/L**	**0.24**

SURROGATE	PERCENT RECOVERY	RECOVERY LIMITS
3,4-Dinitrotoluene	0.0 *	(83 - 113)

NOTE(S):

* Surrogate recovery is outside stated control limits.

J Estimated result. Result is less than RL.

B Method blank contamination. The associated method blank contains the target analyte at a reportable level.

Environmental Quality Mgt., Inc.

Client Sample ID: FWGLL1mw-DUP3-0499-GW

HPLC

Lot-Sample #...: A7G100102-018 Work Order #...: J2JMM1AF Matrix.....: WG
Date Sampled...: 07/09/07 15:15 Date Received..: 07/10/07
Prep Date.....: 07/13/07 Analysis Date..: 08/03/07
Prep Batch #...: 7194377
Dilution Factor: 5 Method.....: SW846 8330

PARAMETER	RESULT	REPORTING LIMIT	UNITS	MDL
PETN	ND	3.2	ug/L	1.5
Nitroglycerin	ND	3.2	ug/L	1.6
2-Amino-4,6-dinitrotoluene	**16**	**0.50**	**ug/L**	**0.50**
4-Amino-2,6-dinitrotoluene	**24**	**0.50**	**ug/L**	**0.25**
1,3-Dinitrobenzene	ND	0.50	ug/L	0.25
2,4-Dinitrotoluene	**2.9**	**0.50**	**ug/L**	**0.25**
2,6-Dinitrotoluene	**1.1**	**0.50**	**ug/L**	**0.25**
HMX	**0.20 J**	**0.50**	**ug/L**	**0.18**
Nitrobenzene	ND	0.50	ug/L	0.25
2-Nitrotoluene	ND	2.5	ug/L	0.44
3-Nitrotoluene	ND	2.5	ug/L	0.28
4-Nitrotoluene	ND	2.5	ug/L	0.44
RDX	**0.23 J**	**0.50**	**ug/L**	**0.18**
Tetryl	ND	0.50	ug/L	0.25
1,3,5-Trinitrobenzene	**6.9 B**	**0.50**	**ug/L**	**0.15**
2,4,6-Trinitrotoluene	**6.3**	**0.50**	**ug/L**	**0.25**

SURROGATE	PERCENT RECOVERY	RECOVERY LIMITS
3,4-Dinitrotoluene	0.0 *	(83 - 113)

NOTE(S):

* Surrogate recovery is outside stated control limits.

J Estimated result. Result is less than RL.

B Method blank contamination. The associated method blank contains the target analyte at a reportable level.

Environmental Quality Mgt., Inc.

Client Sample ID: FWGLL1mw-078C-0484-GW

HPLC

Lot-Sample #...: A7G100102-020 **Work Order #...:** J2JMQ1AF **Matrix.....:** WG
Date Sampled...: 07/09/07 16:55 **Date Received..:** 07/10/07
Prep Date.....: 07/13/07 **Analysis Date..:** 07/21/07
Prep Batch #...: 7194377
Dilution Factor: 0.97 **Method.....:** SW846 8330

PARAMETER	RESULT	REPORTING LIMIT	UNITS	MDL
PETN	**0.40 J**	**0.63**	**ug/L**	**0.29**
Nitroglycerin	ND	0.63	ug/L	0.32
2-Amino-4,6-dinitrotoluene	ND	0.097	ug/L	0.097
4-Amino-2,6-dinitrotoluene	ND	0.097	ug/L	0.048
1,3-Dinitrobenzene	ND	0.097	ug/L	0.048
2,4-Dinitrotoluene	ND	0.097	ug/L	0.048
2,6-Dinitrotoluene	ND	0.097	ug/L	0.048
HMX	ND	0.097	ug/L	0.035
Nitrobenzene	ND	0.097	ug/L	0.048
2-Nitrotoluene	ND	0.48	ug/L	0.085
3-Nitrotoluene	ND	0.48	ug/L	0.055
4-Nitrotoluene	ND	0.48	ug/L	0.085
RDX	ND	0.097	ug/L	0.035
Tetryl	**0.060 J**	**0.097**	**ug/L**	**0.048**
1,3,5-Trinitrobenzene	ND	0.097	ug/L	0.029
2,4,6-Trinitrotoluene	ND	0.097	ug/L	0.048

SURROGATE	PERCENT RECOVERY	RECOVERY LIMITS
3,4-Dinitrotoluene	100	(83 - 113)

NOTE(S):

J Estimated result. Result is less than RL.

METHOD BLANK REPORT

HPLC

Client Lot #...: A7G100102 **Work Order #...:** J2VMC1AA **Matrix.....:** WATER
MB Lot-Sample #: G7G130000-377

Prep Date.....: 07/13/07
Analysis Date..: 07/20/07 **Prep Batch #...:** 7194377
Dilution Factor: 1

PARAMETER	RESULT	REPORTING LIMIT	UNITS	METHOD
Nitroglycerin	ND	0.65	ug/L	SW846 8330
PETN	ND	0.65	ug/L	SW846 8330
2-Amino-4,6-dinitrotoluene	ND	0.10	ug/L	SW846 8330
4-Amino-2,6-dinitrotoluene	ND	0.10	ug/L	SW846 8330
1,3-Dinitrobenzene	ND	0.10	ug/L	SW846 8330
2,4-Dinitrotoluene	ND	0.10	ug/L	SW846 8330
2,6-Dinitrotoluene	ND	0.10	ug/L	SW846 8330
HMX	ND	0.10	ug/L	SW846 8330
Nitrobenzene	ND	0.10	ug/L	SW846 8330
2-Nitrotoluene	ND	0.50	ug/L	SW846 8330
3-Nitrotoluene	ND	0.50	ug/L	SW846 8330
4-Nitrotoluene	ND	0.50	ug/L	SW846 8330
RDX	ND	0.10	ug/L	SW846 8330
Tetryl	ND	0.10	ug/L	SW846 8330
1,3,5-Trinitrobenzene	ND	0.10	ug/L	SW846 8330
2,4,6-Trinitrotoluene	ND	0.10	ug/L	SW846 8330

SURROGATE	PERCENT RECOVERY	RECOVERY LIMITS
3,4-Dinitrotoluene	95	(83 - 113)

NOTE(S):

Calculations are performed before rounding to avoid round-off errors in calculated results.

Filter Blank

METHOD BLANK REPORT

HPLC

Client Lot #...: A7G100102 **Work Order #...:** J2VMC1AD **Matrix.....:** WATER
MB Lot-Sample #: G7G130000-377

Prep Date.....: 07/13/07
Analysis Date..: 07/20/07 **Prep Batch #...:** 7194377
Dilution Factor: 1

PARAMETER	RESULT	REPORTING LIMIT	UNITS	METHOD
Nitroglycerin	ND	0.65	ug/L	SW846 8330
PETN	ND	0.65	ug/L	SW846 8330
2-Amino-4,6-dinitrotoluene	ND	0.10	ug/L	SW846 8330
4-Amino-2,6-dinitrotoluene	ND	0.10	ug/L	SW846 8330
1,3-Dinitrobenzene	ND	0.10	ug/L	SW846 8330
2,4-Dinitrotoluene	ND	0.10	ug/L	SW846 8330
2,6-Dinitrotoluene	ND	0.10	ug/L	SW846 8330
HMX	ND	0.10	ug/L	SW846 8330
Nitrobenzene	ND	0.10	ug/L	SW846 8330
2-Nitrotoluene	ND	0.50	ug/L	SW846 8330
3-Nitrotoluene	ND	0.50	ug/L	SW846 8330
4-Nitrotoluene	ND	0.50	ug/L	SW846 8330
RDX	ND	0.10	ug/L	SW846 8330
Tetryl	ND	0.10	ug/L	SW846 8330
1,3,5-Trinitrobenzene	**0.036 J**	**0.10**	**ug/L**	**SW846 8330**
2,4,6-Trinitrotoluene	ND	0.10	ug/L	SW846 8330

SURROGATE	PERCENT RECOVERY	RECOVERY LIMITS
3,4-Dinitrotoluene	102	(83 - 113)

NOTE(S):

Calculations are performed before rounding to avoid round-off errors in calculated results.

J Estimated result. Result is less than RL.

Method Blank Outlier Report

Lab Reporting Batch : A7G100102
Lab ID: STLCAN
Analysis Method : 8330
Analysis Date : 07/20/2007
Preparation Type : 3535
Preparation Date : 07/13/2007
Method Blank Lab Sample ID : G7G130000377B
Preparation Batch : 7194377

1,3,5-Trinitrobenzene	Result	Reporting Limit	Units	Lab Qual	Comments
Method Blank Result:	0.036	0.10	ug/L	J	

1,3,5-Trinitrobenzene contamination found in the method blank did not qualify any samples.

Filter Blank

LABORATORY CONTROL SAMPLE EVALUATION REPORT

HPLC

Client Lot #...: A7G100102 **Work Order #...:** J2VMC1AC **Matrix.....:** WATER
LCS Lot-Sample#: G7G130000-377
Prep Date.....: 07/13/07 **Analysis Date..:** 07/20/07
Prep Batch #...: 7194377
Dilution Factor: 1

PARAMETER	PERCENT RECOVERY	RECOVERY LIMITS	METHOD
Nitroglycerin	**94**	**(81 - 111)**	**SW846 8330**
PETN	**96**	**(83 - 113)**	**SW846 8330**
2-Amino-4,6-dinitrotoluene	**90**	**(83 - 116)**	**SW846 8330**
4-Amino-2,6-dinitrotoluene	**88**	**(79 - 110)**	**SW846 8330**
1,3-Dinitrobenzene	**90**	**(90 - 124)**	**SW846 8330**
2,4-Dinitrotoluene	**90**	**(85 - 117)**	**SW846 8330**
2,6-Dinitrotoluene	**90**	**(84 - 119)**	**SW846 8330**
HMX	**83 a**	**(88 - 123)**	**SW846 8330**
Nitrobenzene	**84 a**	**(85 - 124)**	**SW846 8330**
2-Nitrotoluene	**81**	**(81 - 117)**	**SW846 8330**
3-Nitrotoluene	**83**	**(77 - 118)**	**SW846 8330**
4-Nitrotoluene	**83**	**(80 - 120)**	**SW846 8330**
RDX	**89 a**	**(91 - 121)**	**SW846 8330**
Tetryl	**80**	**(72 - 115)**	**SW846 8330**
1,3,5-Trinitrobenzene	**89**	**(87 - 123)**	**SW846 8330**
2,4,6-Trinitrotoluene	**88**	**(82 - 118)**	**SW846 8330**

SURROGATE	PERCENT RECOVERY	RECOVERY LIMITS
3,4-Dinitrotoluene	102	(83 - 113)

NOTE(S):

Calculations are performed before rounding to avoid round-off errors in calculated results.

Bold print denotes control parameters

a Spiked analyte recovery is outside stated control limits.

MATRIX SPIKE SAMPLE EVALUATION REPORT

HPLC

Client Lot #...: A7G100102 Work Order #...: J2JMA1AQ-MS Matrix.....: WG
MS Lot-Sample #: A7G100102-009 J2JMA1AR-MSD
Date Sampled...: 07/09/07 11:40 Date Received..: 07/10/07
Prep Date.....: 07/13/07 Analysis Date..: 07/20/07
Prep Batch #...: 7194377
Dilution Factor: 1.05

PARAMETER	PERCENT RECOVERY	RECOVERY LIMITS	RPD	RPD LIMITS	METHOD
Nitroglycerin	96	(81 - 111)			SW846 8330
	93	(81 - 111)	4.9	(0-15)	SW846 8330
PETN	100	(83 - 113)			SW846 8330
	97	(83 - 113)	4.8	(0-16)	SW846 8330
2-Amino-4,6-dinitrotoluene	69 a	(83 - 116)			SW846 8330
	87 p	(83 - 116)	22	(0-15)	SW846 8330
4-Amino-2,6-dinitrotoluene	80	(79 - 110)			SW846 8330
	99 p	(79 - 110)	20	(0-17)	SW846 8330
1,3-Dinitrobenzene	82 a	(90 - 124)			SW846 8330
	96	(90 - 124)	14	(0-15)	SW846 8330
2,4-Dinitrotoluene	82 a	(85 - 117)			SW846 8330
	98 p	(85 - 117)	16	(0-15)	SW846 8330
2,6-Dinitrotoluene	83 a	(84 - 119)			SW846 8330
	95	(84 - 119)	12	(0-15)	SW846 8330
HMX	81 a	(88 - 123)			SW846 8330
	97 p	(88 - 123)	16	(0-15)	SW846 8330
Nitrobenzene	78 a	(85 - 124)			SW846 8330
	83 a	(85 - 124)	4.6	(0-15)	SW846 8330
2-Nitrotoluene	78 a	(81 - 117)			SW846 8330
	81	(81 - 117)	2.8	(0-15)	SW846 8330
3-Nitrotoluene	78	(77 - 118)			SW846 8330
	82	(77 - 118)	3.0	(0-15)	SW846 8330
4-Nitrotoluene	79 a	(80 - 120)			SW846 8330
	65 a,p	(80 - 120)	21	(0-15)	SW846 8330
RDX	84 a	(91 - 121)			SW846 8330
	102 p	(91 - 121)	18	(0-15)	SW846 8330
Tetryl	69 a	(72 - 115)			SW846 8330
	85 p	(72 - 115)	19	(0-15)	SW846 8330
1,3,5-Trinitrobenzene	77 a	(87 - 123)			SW846 8330
	95 p	(87 - 123)	19	(0-15)	SW846 8330
2,4,6-Trinitrotoluene	78 a	(82 - 118)			SW846 8330
	97 p	(82 - 118)	20	(0-16)	SW846 8330

(Continued on next page)

MATRIX SPIKE SAMPLE EVALUATION REPORT

HPLC

Client Lot #...: A7G100102 **Work Order #...:** J2JMA1AQ-MS **Matrix.....:** WG
MS Lot-Sample #: A7G100102-009 J2JMA1AR-MSD

SURROGATE	PERCENT RECOVERY	RECOVERY LIMITS
3,4-Dinitrotoluene	91	(83 - 113)
	89	(83 - 113)

NOTE(S):

Calculations are performed before rounding to avoid round-off errors in calculated results.

Bold print denotes control parameters

p Relative percent difference (RPD) is outside stated control limits.

a Spiked analyte recovery is outside stated control limits.

Matrix Spike / Matrix Spike Duplicate Recovery and RPD Outlier Report

Method Batch : 7194377 **Analysis Method :** 8330 **Analysis Date :** 07/21/2007

Preparation Batch : 7194377 **Preparation Type :** 3535 **Preparation Date :** 07/13/2007

Lab Reporting Batch : A7G100102 **Lab ID:** STLCAN

Client Sample ID	Lab Sample ID	Matrix	Analyte Name	Reported *		Project Limits (Percent)			
				Percent Recovery	RPD	Rejection Point**	Lower Limit	Upper Limit	RPD
FWGLL4mw-199C-0493-	A7G100102009D	AQ	2-Amino-4,6-dinitrotoluene	22		0.00	40.00	140.00	20.00
			4-Nitrotoluene	21		0.00	40.00	140.00	20.00

Associated Samples: All samples in Method Batch

Client Sample ID	Lab Sample ID
FWGDA2mw-DET1bR-0476-GW	A7G100102001
FWGEQUIPRinse1-0501-GW	A7G100102007
FWGLL1mw-078C-0484-GW	A7G100102020
FWGLL1mw-083C-0486-GW	A7G100102016
FWGLL1mw-DUP3-0499-GW	A7G100102018
FWGLL2mw-059C-0487-GW	A7G100102003
FWGLL2mw-262C-0488-GW	A7G100102005
FWGLL2mw-263C-0489-GW	A7G100102013
FWGLL4mw-198C-0492-GW	A7G100102011
FWGLL4mw-199C-0493-GW	A7G100102009

* Only those Percent Recovery and/or RPD values outside project limits are listed in this report.
** Metal are also assessed against an upper rejection point of 150 percent for waters and 200 percent for soils and sediments

Project Number and Name: 030240.0005 - Ravenna GW

METHOD BLANK REPORT

HPLC

Client Lot #...: A7G100102 **Work Order #...:** J3EPJ1AA **Matrix.....:** WATER
MB Lot-Sample #: G7G230000-461

Prep Date.....: 07/23/07
Analysis Date..: 07/28/07 **Prep Batch #...:** 7204461
Dilution Factor: 1

PARAMETER	RESULT	REPORTING LIMIT	UNITS	METHOD
Nitroglycerin	ND	0.65	ug/L	SW846 8330
PETN	ND	0.65	ug/L	SW846 8330
2-Amino-4,6-dinitrotoluene	ND	0.10	ug/L	SW846 8330
4-Amino-2,6-dinitrotoluene	ND	0.10	ug/L	SW846 8330
1,3-Dinitrobenzene	ND	0.10	ug/L	SW846 8330
2,4-Dinitrotoluene	ND	0.10	ug/L	SW846 8330
2,6-Dinitrotoluene	ND	0.10	ug/L	SW846 8330
HMX	ND	0.10	ug/L	SW846 8330
Nitrobenzene	ND	0.10	ug/L	SW846 8330
2-Nitrotoluene	ND	0.50	ug/L	SW846 8330
3-Nitrotoluene	ND	0.50	ug/L	SW846 8330
4-Nitrotoluene	ND	0.50	ug/L	SW846 8330
RDX	ND	0.10	ug/L	SW846 8330
Tetryl	ND	0.10	ug/L	SW846 8330
1,3,5-Trinitrobenzene	ND	0.10	ug/L	SW846 8330
2,4,6-Trinitrotoluene	ND	0.10	ug/L	SW846 8330

SURROGATE	PERCENT RECOVERY	RECOVERY LIMITS
3,4-Dinitrotoluene	85	(83 - 113)

NOTE(S):

Calculations are performed before rounding to avoid round-off errors in calculated results.

METHOD BLANK REPORT

HPLC

Client Lot #...: A7G100102 **Work Order #...:** J3EPJ1AD **Matrix.....:** WATER
MB Lot-Sample #: G7G230000-461

Prep Date.....: 07/23/07
Analysis Date..: 07/28/07 **Prep Batch #...:** 7204461
Dilution Factor: 1

PARAMETER	RESULT	REPORTING LIMIT	UNITS	METHOD
Nitroglycerin	ND	0.65	ug/L	SW846 8330
PETN	ND	0.65	ug/L	SW846 8330
2-Amino-4,6-dinitrotoluene	ND	0.10	ug/L	SW846 8330
4-Amino-2,6-dinitrotoluene	ND	0.10	ug/L	SW846 8330
1,3-Dinitrobenzene	ND	0.10	ug/L	SW846 8330
2,4-Dinitrotoluene	ND	0.10	ug/L	SW846 8330
2,6-Dinitrotoluene	ND	0.10	ug/L	SW846 8330
HMX	ND	0.10	ug/L	SW846 8330
Nitrobenzene	ND	0.10	ug/L	SW846 8330
2-Nitrotoluene	ND	0.50	ug/L	SW846 8330
3-Nitrotoluene	ND	0.50	ug/L	SW846 8330
4-Nitrotoluene	ND	0.50	ug/L	SW846 8330
RDX	ND	0.10	ug/L	SW846 8330
Tetryl	ND	0.10	ug/L	SW846 8330
1,3,5-Trinitrobenzene	**0.048 J**	**0.10**	**ug/L**	**SW846 8330**
2,4,6-Trinitrotoluene	ND	0.10	ug/L	SW846 8330

SURROGATE	PERCENT RECOVERY	RECOVERY LIMITS
3,4-Dinitrotoluene	89	(83 - 113)

NOTE(S):

Calculations are performed before rounding to avoid round-off errors in calculated results.

J Estimated result. Result is less than RL.

LABORATORY CONTROL SAMPLE EVALUATION REPORT

HPLC

Client Lot #...: A7G100102 Work Order #...: J3EPJ1AC Matrix.....: WATER
LCS Lot-Sample#: G7G230000-461
Prep Date.....: 07/23/07 Analysis Date..: 07/28/07
Prep Batch #...: 7204461
Dilution Factor: 1

PARAMETER	PERCENT RECOVERY	RECOVERY LIMITS	METHOD
Nitroglycerin	91	(81 - 111)	SW846 8330
PETN	89	(83 - 113)	SW846 8330
2-Amino-4,6-dinitrotoluene	105	(83 - 116)	SW846 8330
4-Amino-2,6-dinitrotoluene	97	(79 - 110)	SW846 8330
1,3-Dinitrobenzene	103	(90 - 124)	SW846 8330
2,4-Dinitrotoluene	100	(85 - 117)	SW846 8330
2,6-Dinitrotoluene	101	(84 - 119)	SW846 8330
HMX	99	(88 - 123)	SW846 8330
Nitrobenzene	106	(85 - 124)	SW846 8330
2-Nitrotoluene	102	(81 - 117)	SW846 8330
3-Nitrotoluene	103	(77 - 118)	SW846 8330
4-Nitrotoluene	103	(80 - 120)	SW846 8330
RDX	105	(91 - 121)	SW846 8330
Tetryl	87	(72 - 115)	SW846 8330
1,3,5-Trinitrobenzene	102	(87 - 123)	SW846 8330
2,4,6-Trinitrotoluene	99	(82 - 118)	SW846 8330

SURROGATE	PERCENT RECOVERY	RECOVERY LIMITS
3,4-Dinitrotoluene	88	(83 - 113)

NOTE(S):

Calculations are performed before rounding to avoid round-off errors in calculated results.

Bold print denotes control parameters

MATRIX SPIKE SAMPLE EVALUATION REPORT

HPLC

Client Lot #...: A7G100102 Work Order #...: J2JMA1A4-MS Matrix.....: WG
MS Lot-Sample #: A7G100102-009 J2JMA1A5-MSD
Date Sampled...: 07/09/07 11:40 Date Received..: 07/10/07
Prep Date.....: 07/23/07 Analysis Date..: 07/28/07
Prep Batch #...: 7204461
Dilution Factor: 1.23

PARAMETER	PERCENT RECOVERY	RECOVERY LIMITS	RPD	RPD LIMITS	METHOD
Nitroglycerin	96	(81 - 111)			SW846 8330
	94	(81 - 111)	4.5	(0-15)	SW846 8330
PETN	95	(83 - 113)			SW846 8330
	96	(83 - 113)	1.8	(0-16)	SW846 8330
2-Amino-4,6-dinitrotoluene	111	(83 - 116)			SW846 8330
	110	(83 - 116)	3.1	(0-15)	SW846 8330
4-Amino-2,6-dinitrotoluene	104	(79 - 110)			SW846 8330
	103	(79 - 110)	3.8	(0-17)	SW846 8330
1,3-Dinitrobenzene	107	(90 - 124)			SW846 8330
	105	(90 - 124)	4.2	(0-15)	SW846 8330
2,4-Dinitrotoluene	105	(85 - 117)			SW846 8330
	104	(85 - 117)	3.8	(0-15)	SW846 8330
2,6-Dinitrotoluene	106	(84 - 119)			SW846 8330
	104	(84 - 119)	3.9	(0-15)	SW846 8330
HMX	107	(88 - 123)			SW846 8330
	105	(88 - 123)	4.4	(0-15)	SW846 8330
Nitrobenzene	109	(85 - 124)			SW846 8330
	107	(85 - 124)	4.3	(0-15)	SW846 8330
2-Nitrotoluene	109	(81 - 117)			SW846 8330
	107	(81 - 117)	3.6	(0-15)	SW846 8330
3-Nitrotoluene	109	(77 - 118)			SW846 8330
	108	(77 - 118)	3.4	(0-15)	SW846 8330
4-Nitrotoluene	109	(80 - 120)			SW846 8330
	107	(80 - 120)	4.3	(0-15)	SW846 8330
RDX	107	(91 - 121)			SW846 8330
	106	(91 - 121)	3.9	(0-15)	SW846 8330
Tetryl	86	(72 - 115)			SW846 8330
	85	(72 - 115)	3.3	(0-15)	SW846 8330
1,3,5-Trinitrobenzene	98	(87 - 123)			SW846 8330
	95	(87 - 123)	4.5	(0-15)	SW846 8330
2,4,6-Trinitrotoluene	101	(82 - 118)			SW846 8330
	99	(82 - 118)	4.3	(0-16)	SW846 8330

(Continued on next page)

MATRIX SPIKE SAMPLE EVALUATION REPORT

HPLC

Client Lot #...: A7G100102 **Work Order #...:** J2JMA1A4-MS **Matrix.....:** WG
MS Lot-Sample #: A7G100102-009 J2JMA1A5-MSD

SURROGATE	PERCENT RECOVERY	RECOVERY LIMITS
3,4-Dinitrotoluene	92	(83 - 113)
	91	(83 - 113)

NOTE(S):

Calculations are performed before rounding to avoid round-off errors in calculated results.

Bold print denotes control parameters

TestAmerica West Sacramento
GC/LC INSTRUMENT LOG

Page# 8
Book# 3160

GC/LC SEMI-VOLATILES

Standard ID's

Curve: 02162007.B

Inst ID : LC9.I
Batch ID : 07192007.B
Ical Date: See Calibration Report
Methods : Method 8330
Test : SOP SAC-LC-0009

Date	Time	Operator	Sample ID	File ID	Vol or Wt	Extract Vol	Diln	Comments
19-JUL-2007	11:55	KenneyF	CCV_5 Primer	A-000001.	0 g	0 mL	1	
19-JUL-2007	12:42	KenneyF	CCV_5 Primer	A-000002.	0 g	0 mL	1	
19-JUL-2007	13:29	KenneyF	CCV_5 Primer	A-000003.	0 g	0 mL	1	
19-JUL-2007	14:16	KenneyF	CCV_5 Primer	A-000004.	0 g	0 mL	1	
19-JUL-2007	15:02	KenneyF	CCV_5 E070316G 100/200/100/100	A-000005.	0 g	0 mL	1	
19-JUL-2007	15:49	KenneyF	J27DP1AAB 7200537 G7G190000-MB	A-000006.	1000 mL	20 mL	1	
19-JUL-2007	16:35	KenneyF	J27DP1ACC 7200537 G7G190000-LC	A-000007.	1000 mL	20 mL	1	
19-JUL-2007	17:22	KenneyF	J201D1AL 7200537 G7G160203-1	A-000008.	1015 mL	20 mL	1	
19-JUL-2007	18:09	KenneyF	CCV_6 E070314I 200/500/200/200	A-000009.	0 g	0 mL	1	
19-JUL-2007	18:56	KenneyF	CCV_1 E070712A 5/0/0/0ng/mL	A-000010.	0 g	0 mL	1	
19-JUL-2007	19:42	KenneyF	CCV_3 E070712B 20/50/20/20ng/m	A-000011.	0 g	0 mL	1	
19-JUL-2007	20:29	KenneyF	J2X971AAB 7197199 G7G160000-MB	A-000012.	1000 mL	20 mL	1	
19-JUL-2007	21:16	KenneyF	J2X971ACC 7197199 G7G190000-LC	A-000013.	1000 mL	20 mL	1	
19-JUL-2007	22:03	KenneyF	J2LKL1AF 7197199 A7G110101-1	A-000014.	975 mL	20 mL	1	
19-JUL-2007	22:50	KenneyF	J2LKQ1AF 7197199 A7G110101-3	A-000015.	985 mL	20 mL	1	
19-JUL-2007	23:36	KenneyF	J2LKT1AF 7197199 A7G110101-5	A-000016.	1012 mL	20 mL	1	
20-JUL-2007	00:23	KenneyF	J2LKV1AF 7197199 A7G110101-6	A-000017.	1022 mL	20 mL	1	
20-JUL-2007	01:10	KenneyF	J2LKO1AF 7197199 A7G110101-9	A-000018.	992 mL	20 mL	1	
20-JUL-2007	01:57	KenneyF	J2LK41AP 7197199 A7G110101-12	A-000019.	955 mL	20 mL	1	
20-JUL-2007	02:43	KenneyF	J2LK41AQS 7197199 A7G110101-12	A-000020.	920 mL	20 mL	1	
20-JUL-2007	03:30	KenneyF	J2LK41ARD 7197199 A7G110101-12	A-000021.	924 mL	20 mL	1	
20-JUL-2007	04:17	KenneyF	CCV_5 E070316H 100/200/100/100	A-000022.	0 g	0 mL	1	
20-JUL-2007	05:03	KenneyF	CCV_1 E070712A 5/0/0/0ng/mL	A-000023.	0 g	0 mL	1	
20-JUL-2007	05:50	KenneyF	CCV_2 E070712B 20/50/20/20ng/m	A-000024.	0 g	0 mL	1	
20-JUL-2007	06:37	KenneyF	J2LK81AH 7197199 A7G110101-14	A-000025.	831 mL	20 mL	1	
20-JUL-2007	07:24	KenneyF	J2LLC1AF 7197199 A7G110101-16	A-000026.	928 mL	20 mL	1	
20-JUL-2007	08:10	KenneyF	J2LLE1AF 7197199 A7G110101-18	A-000027.	906 mL	20 mL	1	
20-JUL-2007	08:57	KenneyF	J2LLH1AG 7197199 A7G110101-21	A-000028.	1015 mL	20 mL	1	
20-JUL-2007	09:44	KenneyF	J2LLN1AG 7197199 A7G110101-23	A-000029.	1013 mL	20 mL	1	
20-JUL-2007	10:31	KenneyF	J2LLR1AG 7197199 A7G110101-25	A-000030.	1012 mL	20 mL	1	
20-JUL-2007	11:17	KenneyF	J2LLV1AF 7197199 A7G110101-27	A-000031.	1019 mL	20 mL	1	
20-JUL-2007	12:04	KenneyF	CCV_5 E070316H 100/200/100/100	A-000032.	0 g	0 mL	1	
20-JUL-2007	12:51	KenneyF	CCV_1 E070712A 5/0/0/0ng/mL	A-000033.	0 g	0 mL	1	
20-JUL-2007	13:38	KenneyF	CCV_2 E070712B 20/50/20/20ng/m	A-000034.	0 g	0 mL	1	
20-JUL-2007	14:24	KenneyF	J2VMC1AAB 7194377 G7G130000-MB	A-000035.	1000 mL	20 mL	1	
20-JUL-2007	15:11	KenneyF	J2VMC1ACC 7194377 G7G130000-LC	A-000036.	1000 mL	20 mL	1	
20-JUL-2007	15:58	KenneyF	J2VMC1ADB 7194377 G7G130000-FB	A-000037.	1000 mL	20 mL	1	
20-JUL-2007	16:44	KenneyF	J2VMC1ACC 7194377 G7G130000-LC	A-000038.	1000 mL	20 mL	1	
20-JUL-2007	17:31	KenneyF	J2JL11AF 7194377 A7G100102-1	A-000039.	1004 mL	20 mL	1	
20-JUL-2007	18:18	KenneyF	J2JL31AF 7194377 A7G100102-3	A-000040.	998 mL	20 mL	1	
20-JUL-2007	19:05	KenneyF	J2JL51AF 7194377 A7G100102-5	A-000041.	1008 mL	20 mL	1	
20-JUL-2007	19:52	KenneyF	J2JL71AF 7194377 A7G100102-7	A-000042.	1020 mL	20 mL	1	
20-JUL-2007	20:39	KenneyF	CCV_5 E070316H 100/200/100/100	A-000043.	0 g	0 mL	1	
20-JUL-2007	21:25	KenneyF	CCV_1 E070712A 5/0/0/0ng/mL	A-000044.	0 g	0 mL	1	
20-JUL-2007	22:12	KenneyF	CCV_2 E070712B 20/50/20/20ng/m	A-000045.	0 g	0 mL	1	
20-JUL-2007	22:58	KenneyF	J2JMA1AP 7194377 A7G100102-9	A-000046.	937 mL	20 mL	1	
20-JUL-2007	23:45	KenneyF	J2JMA1AQS 7194377 A7G100102-9M	A-000047.	947 mL	20 mL	1	
21-JUL-2007	00:32	KenneyF	J2JMA1ARD 7194377 A7G100102-9M	A-000048.	961 mL	20 mL	1	
21-JUL-2007	01:18	KenneyF	J2JMD1AF 7194377 A7G100102-11	A-000049.	971 mL	20 mL	1	

21-JUL-2007	02:05	KenneyF	J2JMG1AF 7194377 A7G100102-13	A-000050.	927 mL	20 mL	1	
21-JUL-2007	02:51	KenneyF	J2JMK1AF 7194377 A7G100102-16	A-000051.	1021 mL	20 mL	1	
21-JUL-2007	03:38	KenneyF	J2JMM1AF 7194377 A7G100102-18	A-000052.	1000 mL	20 mL	1	
21-JUL-2007	04:25	KenneyF	J2JMQ1AF 7194377 A7G100102-20	A-000053.	1028 mL	20 mL	1	
21-JUL-2007	05:11	KenneyF	J2LKO1AF 7197199 A7G110101-9 5	A-000054.	992 mL	20 mL	5	
21-JUL-2007	05:58	KenneyF	J2AFD1AA 7190374 A7G030360-1	A-000055.	988 mL	20 mL	1	
21-JUL-2007	06:45	KenneyF	CCV_5 E070316H 100/200/100/100	A-000056.	0 g	0 mL	1	
21-JUL-2007	07:31	KenneyF	CCV_1 E070712A 5/0/0/0ng/mL	A-000057.	0 g	0 mL	1	
21-JUL-2007	08:18	KenneyF	CCV_2 E070712B 20/50/20/20ng/m	A-000058.	0 g	0 mL	1	
21-JUL-2007	09:05	KenneyF	J2NWN1ACC 7192465 G7G110000-LC	A-000059.	2 g	40 mL	1	
21-JUL-2007	09:51	KenneyF	J2V761AAB 7194463 G7G130000-MB	A-000060.	2 g	40 mL	1	
21-JUL-2007	10:38	KenneyF	J2V761ACC 7194463 G7G130000-LC	A-000061.	2 g	40 mL	1	
21-JUL-2007	11:25	KenneyF	J2V761ADL 7194463 G7G130000-LC	A-000062.	2 g	40 mL	1	
21-JUL-2007	12:11	KenneyF	J2QKK1AA 7194463 G7G030456-7	A-000063.	2 g	40 mL	1	
21-JUL-2007	12:58	KenneyF	J2QKK1ACS 7194463 G7G030456-7M	A-000064.	2 g	40 mL	1	

TestAmerica West Sacramento
GC/LC INSTRUMENT LOG

Page# 3
Book# 3099

GC/LC SEMI-VOLATILES

Standard ID's

curve: 07262007.B

Inst ID : LC10.I
Batch ID : 07312007.B
Ical Date: See Calibration Report
Methods : Method 8330
Test : SOP SAC-LC-0009

Date	Time	Operator	Sample ID	File ID	Vol or Wt	Extract Vol	Diln	Comments
31-JUL-2007	18:59	KenneyF	CCV_5 PRIMER	A-000001.	0 g	0 mL	1	
31-JUL-2007	19:52	KenneyF	CCV_5 PRIMER	A-000002.	0 g	0 mL	1	
31-JUL-2007	20:45	KenneyF	STD_5 E07314H 100/200/100/100n	A-000003.	0 g	0 mL	1	
31-JUL-2007	21:38	KenneyF	J2WVV1AA 7200685 D7G130394-1 R	A-000004.	988 mL	20 mL	1	
31-JUL-2007	22:31	KenneyF	J3H6L1AAB 7206342 G7G250000-MB	A-000005.	2 g	40 mL	1	
31-JUL-2007	23:24	KenneyF	J3H6L1ACC 7206342 G7G250000-LC	A-000006.	2 g	40 mL	1	
01-AUG-2007	00:17	KenneyF	J3A6P1AA 7206342 G7G200409-1	A-000007.	2 g	40 mL	1	
01-AUG-2007	01:10	KenneyF	J3A6P1ACS 7206342 G7G200409-1M	A-000008.	2 g	40 mL	1	
01-AUG-2007	02:03	KenneyF	J3A6P1ADD 7206342 G7G200409-1M	A-000009.	2 g	40 mL	1	
01-AUG-2007	02:56	KenneyF	J3A6Q1AA 7206342 G7G200409-2	A-000010.	2.02 g	40 mL	1	
01-AUG-2007	03:48	KenneyF	J3A6R1AA 7206342 G7G200409-3	A-000011.	2.02 g	40 mL	1	
01-AUG-2007	04:42	KenneyF	J3A6T1AA 7206342 G7G200409-4	A-000012.	2.02 g	40 mL	1	
01-AUG-2007	05:35	KenneyF	J3A6V1AA 7206342 G7G200409-5	A-000013.	2.01 g	40 mL	1	
01-AUG-2007	06:27	KenneyF	STD_6 E07314I 200/500/200/200n	A-000014.	0 g	0 mL	1	
01-AUG-2007	07:20	KenneyF	J3A6W1AA 7206342 G7G200409-6	A-000015.	2 g	40 mL	1	
01-AUG-2007	08:13	KenneyF	J3A6X1AA 7206342 G7G200409-7	A-000016.	2 g	40 mL	1	
01-AUG-2007	09:06	KenneyF	J3A601AA 7206342 G7G200409-8	A-000017.	2 g	40 mL	1	
01-AUG-2007	09:59	KenneyF	J3A611AA 7206342 G7G200409-9	A-000018.	2.02 g	40 mL	1	
01-AUG-2007	10:52	KenneyF	J3A621AA 7206342 G7G200409-10	A-000019.	2 g	40 mL	1	
01-AUG-2007	11:45	KenneyF	J3A631AA 7206342 G7G200409-11	A-000020.	2.03 g	40 mL	1	
01-AUG-2007	12:38	KenneyF	J3A641AA 7206342 G7G200409-12	A-000021.	2.02 g	40 mL	1	
01-AUG-2007	13:31	KenneyF	J3A651AA 7206342 G7G200409-13	A-000022.	2.04 g	40 mL	1	
01-AUG-2007	14:24	KenneyF	J3A661AA 7206342 G7G200409-14	A-000023.	2 g	40 mL	1	
01-AUG-2007	15:17	KenneyF	J3A671AA 7206342 G7G200409-15	A-000024.	2 g	40 mL	1	
01-AUG-2007	16:10	KenneyF	STD_5 E07314H 100/200/100/100n	A-000025.	0 g	0 mL	1	
01-AUG-2007	17:03	KenneyF	STD_1 E070712A 5/0/0/0ng/mL	A-000026.	0 g	0 mL	1	
01-AUG-2007	17:56	KenneyF	STD_3 E070712B 20/50/20/20ng/m	A-000027.	0 g	0 mL	1	
01-AUG-2007	18:50	KenneyF	J3A681AA 7206342 G7G200409-16	A-000028.	2 g	40 mL	1	
01-AUG-2007	19:43	KenneyF	J3A691AA 7206342 G7G200409-17	A-000029.	2.02 g	40 mL	1	
01-AUG-2007	20:36	KenneyF	J3A7A1AA 7206342 G7G200409-18	A-000030.	2 g	40 mL	1	
01-AUG-2007	21:29	KenneyF	J2JMK1AF 7204461 A7G100102-16	A-000031.	1021 mL	20 mL	5	
01-AUG-2007	22:22	KenneyF	J2JMM2AF 7204461 A7G100102-18	A-000032.	1000 mL	20 mL	5	
01-AUG-2007	23:15	KenneyF	J2PAM1AF 7198272 A7G120101-12	A-000033.	1017 mL	20 mL	5	
02-AUG-2007	00:08	KenneyF	J2PA21AF 7198272 A7G120101-14	A-000034.	1015 mL	20 mL	5	
02-AUG-2007	01:01	KenneyF	STD_5 E07314H 100/200/100/100n	A-000035.	0 g	0 mL	1	
02-AUG-2007	01:54	KenneyF	STD_1 E070712A 5/0/0/0ng/mL	A-000036.	0 g	0 mL	1	
02-AUG-2007	02:47	KenneyF	STD_3 E070712B 20/50/20/20ng/m	A-000037.	0 g	0 mL	1	
02-AUG-2007	03:40	KenneyF	MDL CHECK	A-000038.	1000 mL	20 mL	1	
02-AUG-2007	04:33	KenneyF	J3JE01AAB 7206413 G7G250000-MB	A-000039.	2 g	40 mL	1	
02-AUG-2007	05:27	KenneyF	J3JE01ACC 7206413 G7G250000-LC	A-000040.	2 g	40 mL	1	
02-AUG-2007	06:20	KenneyF	J3A7E1AA 7206413 G7G200410-1	A-000041.	2.03 g	40 mL	1	
02-AUG-2007	07:13	KenneyF	J3A7F1AA 7206413 G7G200410-2	A-000042.	2.01 g	40 mL	1	
02-AUG-2007	08:06	KenneyF	J3A7H1AA 7206413 G7G200410-3	A-000043.	2.03 g	40 mL	1	
02-AUG-2007	08:59	KenneyF	J3A7J1AA 7206413 G7G200410-4	A-000044.	2 g	40 mL	1	
02-AUG-2007	09:52	KenneyF	J3A7J1ACS 7206413 G7G200410-4M	A-000045.	2 g	40 mL	1	
02-AUG-2007	10:45	KenneyF	J3A7J1ADD 7206413 G7G200410-4M	A-000046.	2.01 g	40 mL	1	
02-AUG-2007	11:38	KenneyF	J3A7L1AA 7206413 G7G200410-5	A-000047.	2.04 g	40 mL	1	
02-AUG-2007	12:31	KenneyF	STD_5 E07314H 100/200/100/100n	A-000048.	0 g	0 mL	1	
02-AUG-2007	13:24	KenneyF	J3A7M1AA 7206413 G7G200410-6	A-000049.	2.02 g	40 mL	1	

02-AUG-2007	14:18	KenneyF	J3A7P1AA 7206413 G7G200410-7	A-000050.	2 g	40 mL	1	
02-AUG-2007	15:11	KenneyF	J2QPG1AA 7201456 G7G120240-4	A-000051.	2.02 g	40 mL	1	
02-AUG-2007	16:04	KenneyF	STD_5 E07314H 100/200/100/100n	A-000052.	0 g	0 mL	1	
02-AUG-2007	16:57	KenneyF	J3A7Q1AA 7206413 G7G200410-8	A-000053.	2.01 g	40 mL	1	
02-AUG-2007	17:50	KenneyF	J3A7R1AA 7206413 G7G200410-9	A-000054.	2 g	40 mL	1	
02-AUG-2007	18:43	KenneyF	J3A7T1AA 7206413 G7G200410-10	A-000055.	2 g	40 mL	1	
02-AUG-2007	19:36	KenneyF	J3A7T1ACS 7206413 G7G200410-10	A-000056.	2.02 g	40 mL	1	
02-AUG-2007	20:29	KenneyF	J3A7T1ADD 7206413 G7G200410-10	A-000057.	2 g	40 mL	1	
02-AUG-2007	21:22	KenneyF	J3A7W1AA 7206413 G7G200410-11	A-000058.	2 g	40 mL	1	
02-AUG-2007	22:15	KenneyF	STD_5 E07314H 100/200/100/100n	A-000059.	0 g	0 mL	1	
02-AUG-2007	23:08	KenneyF	STD_1 E070712A 5/0/0/0ng/mL	A-000060.	0 g	0 mL	1	
03-AUG-2007	00:01	KenneyF	STD_3 E070712B 20/50/20/20ng/m	A-000061.	0 g	0 mL	1	
03-AUG-2007	00:54	KenneyF	J2JMK1AF 7194377 A7G100102-16	A-000062.	1021 mL	20 mL	5	
03-AUG-2007	01:47	KenneyF	J2JMM1AF 7194377 A7G100102-18	A-000063.	1000 mL	20 mL	5	
03-AUG-2007	02:40	KenneyF	J32EV1AAB 7213471 G7H010000-MB	A-000064.	1000 mL	80 mL	4	
03-AUG-2007	03:33	KenneyF	J32EV1ADB 7213471 G7H010000-RB	A-000065.	1000 mL	80 mL	4	
03-AUG-2007	04:25	KenneyF	J32EV1ACC 7213471 G7H010000-LC	A-000066.	1000 mL	80 mL	4	
03-AUG-2007	05:18	KenneyF	J3JTQ1AA 7213471 G7G250268-3	A-000067.	1000 mL	80 mL	4	
03-AUG-2007	06:11	KenneyF	J3JTT1AA 7213471 G7G250268-4	A-000068.	1000 mL	80 mL	4	
03-AUG-2007	07:04	KenneyF	STD_5 E07314H 100/200/100/100n	A-000069.	0 g	0 mL	1	
03-AUG-2007	07:57	KenneyF	STD_1 E070712A 5/0/0/0ng/mL	A-000070.	0 g	0 mL	1	
03-AUG-2007	08:50	KenneyF	STD_3 E070712B 20/50/20/20ng/m	A-000071.	0 g	0 mL	1	

TestAmerica West Sacramento
GC/LC INSTRUMENT LOG

Page# 11
Book# 3100

GC/LC SEMI-VOLATILES

Standard ID's

Curve: 07122007.B

Inst ID : LC9.I
Batch ID : 07252007.B
Ical Date: See Calibration Report
Methods : Method 8330
Test : SOP SAC-LC-0009

Date	Time	Operator	Sample ID	File ID	Vol or Wt	Extract Vol	Diln	Comments
25-JUL-2007	10:08	KenneyF	STD_5 E070314H 100/200/100/100	C-000001.	0 g	0 mL	1	
25-JUL-2007	11:12	KenneyF	STD_1 E070712A 5/0/0/0	C-000002.	0 g	0 mL	1	
25-JUL-2007	12:15	KenneyF	STD_3 E070712B 20/50/20/20	C-000003.	0 g	0 mL	1	
25-JUL-2007	13:18	KenneyF	J2X971AAB 7197199 G7G160000-MB	C-000004.	1000 mL	20 mL	1	
25-JUL-2007	14:21	KenneyF	J2LKT1AF 7197199 A7G110101-5	C-000005.	1012 mL	20 mL	1	
25-JUL-2007	15:24	KenneyF	J2LKV1AF 7197199 A7G110101-6	C-000006.	1022 mL	20 mL	1	
25-JUL-2007	16:28	KenneyF	J2LK01AF 7197199 A7G110101-9 5	C-000007.	992 mL	20 mL	5	
25-JUL-2007	17:31	KenneyF	STD_6 E070314I 200/500/200/200	C-000008.	0 g	0 mL	1	
25-JUL-2007	18:34	KenneyF	STD_1 E070712A 5/0/0/0	C-000009.	0 g	0 mL	1	
25-JUL-2007	19:37	KenneyF	STD_3 E070712B 20/50/20/20	C-000010.	0 g	0 mL	1	
25-JUL-2007	20:41	KenneyF	J2VMC1AAB 7194377 G7G130000-MB	C-000011.	1000 mL	20 mL	1	
25-JUL-2007	21:44	KenneyF	J2JL31AF 7194377 A7G100102-3	C-000012.	998 mL	20 mL	1	
25-JUL-2007	22:47	KenneyF	J2JL51AF 7194377 A7G100102-5	C-000013.	1008 mL	20 mL	1	
25-JUL-2007	23:50	KenneyF	J2JL71AF 7194377 A7G100102-7	C-000014.	1020 mL	20 mL	1	
26-JUL-2007	00:53	KenneyF	J2JMG1AF 7194377 A7G100102-13	C-000015.	927 mL	20 mL	1	
26-JUL-2007	01:57	KenneyF	J2JMK1AF 7194377 A7G100102-16	C-000016.	1021 mL	20 mL	5	
26-JUL-2007	03:00	KenneyF	J2JMM1AF 7194377 A7G100102-18	C-000017.	1000 mL	20 mL	5	
26-JUL-2007	04:03	KenneyF	J2JMQ1AF 7194377 A7G100102-20	C-000018.	1028 mL	20 mL	1	
26-JUL-2007	05:07	KenneyF	STD_5 E070314H 100/200/100/100	C-000019.	0 g	0 mL	1	
26-JUL-2007	06:10	KenneyF	STD_1 E070712A 5/0/0/0	C-000020.	0 g	0 mL	1	
26-JUL-2007	07:13	KenneyF	STD_3 E070712B 20/50/20/20	C-000021.	0 g	0 mL	1	
26-JUL-2007	08:16	KenneyF	J3EPJ1AAB 7204461 G7G230000-MB	C-000022.	1000 mL	20 mL	1	
26-JUL-2007	09:20	KenneyF	J2JL32AF 7204461 A7G100102-3	C-000023.	864 mL	20 mL	1	
26-JUL-2007	10:23	KenneyF	J2JL52AF 7204461 A7G100102-5	C-000024.	913 mL	20 mL	1	
26-JUL-2007	11:26	KenneyF	J2JL72AF 7204461 A7G100102-7	C-000025.	910 mL	20 mL	1	
26-JUL-2007	12:30	KenneyF	J2JMG2AF 7204461 A7G100102-13	C-000026.	813 mL	20 mL	1	
26-JUL-2007	13:33	KenneyF	J2JMK2AF 7204461 A7G100102-16	C-000027.	908 mL	20 mL	5	
26-JUL-2007	14:36	KenneyF	J2JMM2AF 7204461 A7G100102-18	C-000028.	907 mL	20 mL	5	
26-JUL-2007	15:40	KenneyF	J2JMQ2AF 7204461 A7G100102-20	C-000029.	853 mL	20 mL	1	
26-JUL-2007	16:43	KenneyF	STD_5 E070314H 100/200/100/100	C-000030.	0 g	0 mL	1	
26-JUL-2007	17:46	KenneyF	STD_1 E070712A 5/0/0/0	C-000031.	0 g	0 mL	1	
26-JUL-2007	18:50	KenneyF	STD_3 E070712B 20/50/20/20	C-000032.	0 g	0 mL	1	

Used for confirmation
4-Nitrotoluene not in MRL checks.

Page 64
7/27/07

QC Outlier Report: Field Duplicates (Non-qualified Outliers)

Lab Report Batch: A7G100102 **Lab ID:** STLCAN

			Field Sample				Field Sample Duplicate						
Analysis Method	Matrix	Analyte Name	Client Sample ID	Ana Type	Result	Lab Qualifier	Client Sample Duplicate ID	Ana Type	Result	Lab Qualifiers	RPD Dup* (%)	RPD Criteria (%)	Result Units
8330	AQ	RDX	FWGLL1mw-083C	RES	0.49	U	FWGLL1mw-DUP	RES	0.23	J	200.0	30	ug/L

Note: Outlier report also includes analytes detected in one sample but not in the related sample, i.e., analyte was detected in the field sample but not in the field duplicate sample, or vice versa. In this case, RPD value assigned to the field duplicate sample is 200.

Project Number and Name: ***030240.0005 - Ravenna GW***

Environmental Quality Mgt., Inc.

Client Sample ID: FWGDA2mw-DET1bR-0476-GF

TOTAL Metals

Lot-Sample #...: A7G100102-002 Matrix.....: WG
Date Sampled...: 07/09/07 10:50 Date Received..: 07/10/07

PARAMETER	RESULT	REPORTING LIMIT	UNITS	METHOD	PREPARATION-ANALYSIS DATE	WORK ORDER #
Prep Batch #...: 7192018						
Silver	ND	5.0	ug/L	SW846 6010B	07/11-07/13/07	J2JL21AX
		Dilution Factor: 1		Analysis Time..: 02:40	Analyst ID.....: 001887	
		Instrument ID..: I5		MDL.....: 2.1		
Aluminum	ND	50.0	ug/L	SW846 6020	07/11-07/17/07	J2JL21AA
		Dilution Factor: 1		Analysis Time..: 08:44	Analyst ID.....: 002260	
		Instrument ID..: I7		MDL.....: 2.6		
Arsenic	**6.8**	**5.0**	**ug/L**	**SW846 6010B**	**07/11-07/13/07**	**J2JL21AJ**
		Dilution Factor: 1		Analysis Time..: 02:40	Analyst ID.....: 001887	
		Instrument ID..: I5		MDL.....: 4.3		
Barium	**31.9**	**10.0**	**ug/L**	**SW846 6010B**	**07/11-07/13/07**	**J2JL21AN**
		Dilution Factor: 1		Analysis Time..: 02:40	Analyst ID.....: 001887	
		Instrument ID..: I5		MDL.....: 3.2		
Beryllium	ND	1.0	ug/L	SW846 6020	07/11-07/17/07	J2JL21AD
		Dilution Factor: 1		Analysis Time..: 08:44	Analyst ID.....: 002260	
		Instrument ID..: I7		MDL.....: 0.11		
Calcium	**84600 J**	**1000**	**ug/L**	**SW846 6010B**	**07/11-07/13/07**	**J2JL21AP**
		Dilution Factor: 1		Analysis Time..: 02:40	Analyst ID.....: 001887	
		Instrument ID..: I5		MDL.....: 80.0		
Cadmium	ND	0.50	ug/L	SW846 6020	07/11-07/17/07	J2JL21AE
		Dilution Factor: 1		Analysis Time..: 08:44	Analyst ID.....: 002260	
		Instrument ID..: I7		MDL.....: 0.086		
Cobalt	ND	5.0	ug/L	SW846 6010B	07/11-07/13/07	J2JL21AQ
		Dilution Factor: 1		Analysis Time..: 02:40	Analyst ID.....: 001887	
		Instrument ID..: I5		MDL.....: 1.2		
Chromium	ND	5.0	ug/L	SW846 6010B	07/11-07/13/07	J2JL21A2
		Dilution Factor: 1		Analysis Time..: 02:40	Analyst ID.....: 001887	
		Instrument ID..: I5		MDL.....: 1.6		
Copper	ND	5.0	ug/L	SW846 6010B	07/11-07/13/07	J2JL21AR
		Dilution Factor: 1		Analysis Time..: 02:40	Analyst ID.....: 001887	
		Instrument ID..: I5		MDL.....: 1.8		

(Continued on next page)

Environmental Quality Mgt., Inc.

Client Sample ID: FWGDA2mw-DETlbR-0476-GF

TOTAL Metals

Lot-Sample #...: A7G100102-002 Matrix.....: WG

PARAMETER	RESULT	REPORTING LIMIT	UNITS	METHOD	PREPARATION-ANALYSIS DATE	WORK ORDER #
Iron	**1970 J**	**20.0**	**ug/L**	**SW846 6020**	**07/11-07/17/07**	**J2JL21AF**
		Dilution Factor: 1		Analysis Time..: 08:44	Analyst ID.....: 002260	
		Instrument ID..: I7		MDL.....: 12.0		
Mercury	ND	0.20	ug/L	SW846 7470A	07/11-07/12/07	J2JL21AM
		Dilution Factor: 1		Analysis Time..: 10:10	Analyst ID.....: 001086	
		Instrument ID..: H1		MDL.....: 0.090		
Potassium	**1560 J**	**1000**	**ug/L**	**SW846 6010B**	**07/11-07/13/07**	**J2JL21AW**
		Dilution Factor: 1		Analysis Time..: 02:40	Analyst ID.....: 001887	
		Instrument ID..: I5		MDL.....: 54.0		
Magnesium	**27900 J**	**1000**	**ug/L**	**SW846 6010B**	**07/11-07/13/07**	**J2JL21AT**
		Dilution Factor: 1		Analysis Time..: 02:40	Analyst ID.....: 001887	
		Instrument ID..: I5		MDL.....: 86.0		
Manganese	**198 J**	**10.0**	**ug/L**	**SW846 6010B**	**07/11-07/13/07**	**J2JL21AU**
		Dilution Factor: 1		Analysis Time..: 02:40	Analyst ID.....: 001887	
		Instrument ID..: I5		MDL.....: 0.23		
Sodium	**9300**	**1000**	**ug/L**	**SW846 6010B**	**07/11-07/13/07**	**J2JL21A0**
		Dilution Factor: 1		Analysis Time..: 02:40	Analyst ID.....: 001887	
		Instrument ID..: I5		MDL.....: 410		
Nickel	ND	10.0	ug/L	SW846 6010B	07/11-07/13/07	J2JL21AV
		Dilution Factor: 1		Analysis Time..: 02:40	Analyst ID.....: 001887	
		Instrument ID..: I5		MDL.....: 1.4		
Lead	ND	3.0	ug/L	SW846 6010B	07/11-07/13/07	J2JL21AK
		Dilution Factor: 1		Analysis Time..: 02:40	Analyst ID.....: 001887	
		Instrument ID..: I5		MDL.....: 1.7		
Antimony	**0.34 B,J**	**2.0**	**ug/L**	**SW846 6020**	**07/11-07/17/07**	**J2JL21AC**
		Dilution Factor: 1		Analysis Time..: 08:44	Analyst ID.....: 002260	
		Instrument ID..: I7		MDL.....: 0.065		
Selenium	ND	5.0	ug/L	SW846 6010B	07/11-07/13/07	J2JL21AL
		Dilution Factor: 1		Analysis Time..: 02:40	Analyst ID.....: 001887	
		Instrument ID..: I5		MDL.....: 2.4		

(Continued on next page)

Environmental Quality Mgt., Inc.

Client Sample ID: FWGDA2mw-DET1bR-0476-GF

TOTAL Metals

Lot-Sample #...: A7G100102-002 Matrix.....: WG

PARAMETER	RESULT	REPORTING LIMIT	UNITS	METHOD	PREPARATION-ANALYSIS DATE	WORK ORDER #
Thallium	**0.026 B,J**	**1.0**	**ug/L**	**SW846 6020**	**07/11-07/17/07**	**J2JL21AG**
		Dilution Factor: 1		Analysis Time..: 08:44	Analyst ID.....: 002260	
		Instrument ID..: I7		MDL.....: 0.022		
Vanadium	ND	10.0	ug/L	SW846 6010B	07/11-07/13/07	J2JL21A1
		Dilution Factor: 1		Analysis Time..: 02:40	Analyst ID.....: 001887	
		Instrument ID..: I5		MDL.....: 1.9		
Zinc	ND	10.0	ug/L	SW846 6020	07/11-07/17/07	J2JL21AH
		Dilution Factor: 1		Analysis Time..: 08:44	Analyst ID.....: 002260	
		Instrument ID..: I7		MDL.....: 2.3		

NOTE(S):

J Method blank contamination. The associated method blank contains the target analyte at a reportable level.

B Estimated result. Result is less than RL.

Environmental Quality Mgt., Inc.

Client Sample ID: FWGLL2mw-059C-0487-GF

TOTAL Metals

Lot-Sample #...: A7G100102-004 **Matrix.....:** WG
Date Sampled...: 07/09/07 12:25 **Date Received..:** 07/10/07

PARAMETER	RESULT	REPORTING LIMIT	UNITS	METHOD	PREPARATION-ANALYSIS DATE	WORK ORDER #
Prep Batch #...: 7192018						
Silver	ND	5.0	ug/L	SW846 6010B	07/11-07/13/07	J2JL41A2
		Dilution Factor: 1		Analysis Time..: 02:44	Analyst ID.....: 001887	
		Instrument ID..: I5		MDL.....: 2.1		
Aluminum	ND	50.0	ug/L	SW846 6020	07/11-07/17/07	J2JL41AE
		Dilution Factor: 1		Analysis Time..: 08:47	Analyst ID.....: 002260	
		Instrument ID..: I7		MDL.....: 2.6		
Arsenic	ND	5.0	ug/L	SW846 6010B	07/11-07/13/07	J2JL41AM
		Dilution Factor: 1		Analysis Time..: 02:44	Analyst ID.....: 001887	
		Instrument ID..: I5		MDL.....: 4.3		
Barium	**13.4**	**10.0**	**ug/L**	**SW846 6010B**	**07/11-07/13/07**	**J2JL41AR**
		Dilution Factor: 1		Analysis Time..: 02:44	Analyst ID.....: 001887	
		Instrument ID..: I5		MDL.....: 3.2		
Beryllium	ND	1.0	ug/L	SW846 6020	07/11-07/17/07	J2JL41AG
		Dilution Factor: 1		Analysis Time..: 08:47	Analyst ID.....: 002260	
		Instrument ID..: I7		MDL.....: 0.11		
Calcium	**24700 J**	**1000**	**ug/L**	**SW846 6010B**	**07/11-07/13/07**	**J2JL41AT**
		Dilution Factor: 1		Analysis Time..: 02:44	Analyst ID.....: 001887	
		Instrument ID..: I5		MDL.....: 80.0		
Cadmium	ND	0.50	ug/L	SW846 6020	07/11-07/17/07	J2JL41AH
		Dilution Factor: 1		Analysis Time..: 08:47	Analyst ID.....: 002260	
		Instrument ID..: I7		MDL.....: 0.086		
Cobalt	**3.7 B**	**5.0**	**ug/L**	**SW846 6010B**	**07/11-07/13/07**	**J2JL41AU**
		Dilution Factor: 1		Analysis Time..: 02:44	Analyst ID.....: 001887	
		Instrument ID..: I5		MDL.....: 1.2		
Chromium	ND	5.0	ug/L	SW846 6010B	07/11-07/13/07	J2JL41AD
		Dilution Factor: 1		Analysis Time..: 02:44	Analyst ID.....: 001887	
		Instrument ID..: I5		MDL.....: 1.6		
Copper	ND	5.0	ug/L	SW846 6010B	07/11-07/13/07	J2JL41AV
		Dilution Factor: 1		Analysis Time..: 02:44	Analyst ID.....: 001887	
		Instrument ID..: I5		MDL.....: 1.8		

(Continued on next page)

Environmental Quality Mgt., Inc.

Client Sample ID: FWGLL2mw-059C-0487-GF

TOTAL Metals

Lot-Sample #...: A7G100102-004 Matrix.....: WG

PARAMETER	RESULT	REPORTING LIMIT	UNITS	METHOD	PREPARATION-ANALYSIS DATE	WORK ORDER #
Iron	**435 J**	**20.0**	**ug/L**	**SW846 6020**	**07/11-07/17/07**	**J2JL41AJ**
		Dilution Factor: 1		Analysis Time..: 08:47	Analyst ID.....: 002260	
		Instrument ID..: I7		MDL.....: 12.0		
Mercury	ND	0.20	ug/L	SW846 7470A	07/11-07/12/07	J2JL41AQ
		Dilution Factor: 1		Analysis Time..: 10:11	Analyst ID.....: 001086	
		Instrument ID..: H1		MDL.....: 0.090		
Potassium	**703 B,J**	**1000**	**ug/L**	**SW846 6010B**	**07/11-07/13/07**	**J2JL41A1**
		Dilution Factor: 1		Analysis Time..: 02:44	Analyst ID.....: 001887	
		Instrument ID..: I5		MDL.....: 54.0		
Magnesium	**7970 J**	**1000**	**ug/L**	**SW846 6010B**	**07/11-07/13/07**	**J2JL41AW**
		Dilution Factor: 1		Analysis Time..: 02:44	Analyst ID.....: 001887	
		Instrument ID..: I5		MDL.....: 86.0		
Manganese	**259 J**	**10.0**	**ug/L**	**SW846 6010B**	**07/11-07/13/07**	**J2JL41AX**
		Dilution Factor: 1		Analysis Time..: 02:44	Analyst ID.....: 001887	
		Instrument ID..: I5		MDL.....: 0.23		
Sodium	**4670**	**1000**	**ug/L**	**SW846 6010B**	**07/11-07/13/07**	**J2JL41AA**
		Dilution Factor: 1		Analysis Time..: 02:44	Analyst ID.....: 001887	
		Instrument ID..: I5		MDL.....: 410		
Nickel	**4.5 B**	**10.0**	**ug/L**	**SW846 6010B**	**07/11-07/13/07**	**J2JL41A0**
		Dilution Factor: 1		Analysis Time..: 02:44	Analyst ID.....: 001887	
		Instrument ID..: I5		MDL.....: 1.4		
Lead	ND	3.0	ug/L	SW846 6010B	07/11-07/13/07	J2JL41AN
		Dilution Factor: 1		Analysis Time..: 02:44	Analyst ID.....: 001887	
		Instrument ID..: I5		MDL.....: 1.7		
Antimony	**0.16 B,J**	**2.0**	**ug/L**	**SW846 6020**	**07/11-07/17/07**	**J2JL41AF**
		Dilution Factor: 1		Analysis Time..: 08:47	Analyst ID.....: 002260	
		Instrument ID..: I7		MDL.....: 0.065		
Selenium	ND	5.0	ug/L	SW846 6010B	07/11-07/13/07	J2JL41AP
		Dilution Factor: 1		Analysis Time..: 02:44	Analyst ID.....: 001887	
		Instrument ID..: I5		MDL.....: 2.4		

(Continued on next page)

Environmental Quality Mgt., Inc.

Client Sample ID: FWGLL2mw-059C-0487-GF

TOTAL Metals

Lot-Sample #...: A7G100102-004 Matrix.....: WG

PARAMETER	RESULT	REPORTING LIMIT	UNITS	METHOD	PREPARATION-ANALYSIS DATE	WORK ORDER #
Thallium	**0.048 B,J**	**1.0**	**ug/L**	**SW846 6020**	**07/11-07/17/07**	**J2JL41AK**
		Dilution Factor: 1		Analysis Time..: 08:47	Analyst ID.....: 002260	
		Instrument ID..: I7		MDL.....: 0.022		
Vanadium	ND	10.0	ug/L	SW846 6010B	07/11-07/13/07	J2JL41AC
		Dilution Factor: 1		Analysis Time..: 02:44	Analyst ID.....: 001887	
		Instrument ID..: I5		MDL.....: 1.9		
Zinc	**3.2 B,J**	**10.0**	**ug/L**	**SW846 6020**	**07/11-07/17/07**	**J2JL41AL**
		Dilution Factor: 1		Analysis Time..: 08:47	Analyst ID.....: 002260	
		Instrument ID..: I7		MDL.....: 2.3		

NOTE(S):

J Method blank contamination. The associated method blank contains the target analyte at a reportable level.

B Estimated result. Result is less than RL.

Environmental Quality Mgt., Inc.

Client Sample ID: FWGLL2mw-262C-0488-GF

TOTAL Metals

Lot-Sample #...: A7G100102-006 **Matrix.....:** WG
Date Sampled...: 07/09/07 14:48 **Date Received..:** 07/10/07

PARAMETER	RESULT	REPORTING LIMIT	UNITS	METHOD	PREPARATION-ANALYSIS DATE	WORK ORDER #
Prep Batch #...: 7192018						
Silver	ND	5.0 Dilution Factor: 1 Instrument ID..: I5	ug/L	SW846 6010B Analysis Time..: 02:49 MDL.....: 2.1	07/11-07/13/07 Analyst ID.....: 001887	J2JL61A2
Aluminum	ND	50.0 Dilution Factor: 1 Instrument ID..: I7	ug/L	SW846 6020 Analysis Time..: 08:50 MDL.....: 2.6	07/11-07/17/07 Analyst ID.....: 002260	J2JL61AE
Arsenic	ND	5.0 Dilution Factor: 1 Instrument ID..: I5	ug/L	SW846 6010B Analysis Time..: 02:49 MDL.....: 4.3	07/11-07/13/07 Analyst ID.....: 001887	J2JL61AM
Barium	**13.1**	**10.0** Dilution Factor: 1 Instrument ID..: I5	**ug/L**	**SW846 6010B** Analysis Time..: 02:49 MDL.....: 3.2	**07/11-07/13/07** Analyst ID.....: 001887	**J2JL61AR**
Beryllium	ND	1.0 Dilution Factor: 1 Instrument ID..: I7	ug/L	SW846 6020 Analysis Time..: 08:50 MDL.....: 0.11	07/11-07/17/07 Analyst ID.....: 002260	J2JL61AG
Calcium	**43100 J**	**1000** Dilution Factor: 1 Instrument ID..: I5	**ug/L**	**SW846 6010B** Analysis Time..: 02:49 MDL.....: 80.0	**07/11-07/13/07** Analyst ID.....: 001887	**J2JL61AT**
Cadmium	ND	0.50 Dilution Factor: 1 Instrument ID..: I7	ug/L	SW846 6020 Analysis Time..: 08:50 MDL.....: 0.086	07/11-07/17/07 Analyst ID.....: 002260	J2JL61AH
Cobalt	**1.6 B**	**5.0** Dilution Factor: 1 Instrument ID..: I5	**ug/L**	**SW846 6010B** Analysis Time..: 02:49 MDL.....: 1.2	**07/11-07/13/07** Analyst ID.....: 001887	**J2JL61AU**
Chromium	ND	5.0 Dilution Factor: 1 Instrument ID..: I5	ug/L	SW846 6010B Analysis Time..: 02:49 MDL.....: 1.6	07/11-07/13/07 Analyst ID.....: 001887	J2JL61AD
Copper	ND	5.0 Dilution Factor: 1 Instrument ID..: I5	ug/L	SW846 6010B Analysis Time..: 02:49 MDL.....: 1.8	07/11-07/13/07 Analyst ID.....: 001887	J2JL61AV

(Continued on next page)

Environmental Quality Mgt., Inc.

Client Sample ID: FWGLL2mw-262C-0488-GF

TOTAL Metals

Lot-Sample #...: A7G100102-006 **Matrix.....:** WG

PARAMETER	RESULT	REPORTING LIMIT	UNITS	METHOD	PREPARATION-ANALYSIS DATE	WORK ORDER #
Iron	**142 J**	**20.0**	**ug/L**	**SW846 6020**	**07/11-07/17/07**	**J2JL61AJ**
		Dilution Factor: 1		Analysis Time..: 08:50	Analyst ID.....: 002260	
		Instrument ID..: I7		MDL.....: 12.0		
Mercury	ND	0.20	ug/L	SW846 7470A	07/11-07/12/07	J2JL61AQ
		Dilution Factor: 1		Analysis Time..: 10:12	Analyst ID.....: 001086	
		Instrument ID..: H1		MDL.....: 0.090		
Potassium	**1810 J**	**1000**	**ug/L**	**SW846 6010B**	**07/11-07/13/07**	**J2JL61A1**
		Dilution Factor: 1		Analysis Time..: 02:49	Analyst ID.....: 001887	
		Instrument ID..: I5		MDL.....: 54.0		
Magnesium	**33300 J**	**1000**	**ug/L**	**SW846 6010B**	**07/11-07/13/07**	**J2JL61AW**
		Dilution Factor: 1		Analysis Time..: 02:49	Analyst ID.....: 001887	
		Instrument ID..: I5		MDL.....: 86.0		
Manganese	**266 J**	**10.0**	**ug/L**	**SW846 6010B**	**07/11-07/13/07**	**J2JL61AX**
		Dilution Factor: 1		Analysis Time..: 02:49	Analyst ID.....: 001887	
		Instrument ID..: I5		MDL.....: 0.23		
Sodium	**9370**	**1000**	**ug/L**	**SW846 6010B**	**07/11-07/13/07**	**J2JL61AA**
		Dilution Factor: 1		Analysis Time..: 02:49	Analyst ID.....: 001887	
		Instrument ID..: I5		MDL.....: 410		
Nickel	**15.1**	**10.0**	**ug/L**	**SW846 6010B**	**07/11-07/13/07**	**J2JL61A0**
		Dilution Factor: 1		Analysis Time..: 02:49	Analyst ID.....: 001887	
		Instrument ID..: I5		MDL.....: 1.4		
Lead	ND	3.0	ug/L	SW846 6010B	07/11-07/13/07	J2JL61AN
		Dilution Factor: 1		Analysis Time..: 02:49	Analyst ID.....: 001887	
		Instrument ID..: I5		MDL.....: 1.7		
Antimony	**0.087 B,J**	**2.0**	**ug/L**	**SW846 6020**	**07/11-07/17/07**	**J2JL61AF**
		Dilution Factor: 1		Analysis Time..: 08:50	Analyst ID.....: 002260	
		Instrument ID..: I7		MDL.....: 0.065		
Selenium	ND	5.0	ug/L	SW846 6010B	07/11-07/13/07	J2JL61AP
		Dilution Factor: 1		Analysis Time..: 02:49	Analyst ID.....: 001887	
		Instrument ID..: I5		MDL.....: 2.4		

(Continued on next page)

Environmental Quality Mgt., Inc.

Client Sample ID: FWGLL2mw-262C-0488-GF

TOTAL Metals

Lot-Sample #...: A7G100102-006 Matrix.....: WG

PARAMETER	RESULT	REPORTING LIMIT	UNITS	METHOD	PREPARATION-ANALYSIS DATE	WORK ORDER #
Thallium	**0.026 B,J**	**1.0**	**ug/L**	**SW846 6020**	**07/11-07/17/07**	**J2JL61AK**
		Dilution Factor: 1		Analysis Time..: 08:50	Analyst ID.....: 002260	
		Instrument ID..: I7		MDL.....: 0.022		
Vanadium	ND	10.0	ug/L	SW846 6010B	07/11-07/13/07	J2JL61AC
		Dilution Factor: 1		Analysis Time..: 02:49	Analyst ID.....: 001887	
		Instrument ID..: I5		MDL.....: 1.9		
Zinc	**3.1 B,J**	**10.0**	**ug/L**	**SW846 6020**	**07/11-07/17/07**	**J2JL61AL**
		Dilution Factor: 1		Analysis Time..: 08:50	Analyst ID.....: 002260	
		Instrument ID..: I7		MDL.....: 2.3		

NOTE(S):

J Method blank contamination. The associated method blank contains the target analyte at a reportable level.

B Estimated result. Result is less than RL.

Environmental Quality Mgt., Inc.

Client Sample ID: FWGEQUIPRinse1-0501-GW

TOTAL Metals

Lot-Sample #...: A7G100102-007 **Matrix.....:** WQ
Date Sampled...: 07/09/07 15:40 **Date Received..:** 07/10/07

PARAMETER	RESULT	REPORTING LIMIT	UNITS	METHOD	PREPARATION-ANALYSIS DATE	WORK ORDER #
Prep Batch #...: 7192018						
Silver	ND	5.0	ug/L	SW846 6010B	07/11-07/13/07	J2JL71A7
		Dilution Factor: 1		Analysis Time..: 02:54	Analyst ID.....: 001887	
		Instrument ID..: I5		MDL.....: 2.1		
Aluminum	ND	50.0	ug/L	SW846 6020	07/11-07/17/07	J2JL71AK
		Dilution Factor: 1		Analysis Time..: 08:53	Analyst ID.....: 002260	
		Instrument ID..: I7		MDL.....: 2.6		
Arsenic	ND	5.0	ug/L	SW846 6010B	07/11-07/13/07	J2JL71AT
		Dilution Factor: 1		Analysis Time..: 02:54	Analyst ID.....: 001887	
		Instrument ID..: I5		MDL.....: 4.3		
Barium	ND	10.0	ug/L	SW846 6010B	07/11-07/13/07	J2JL71AX
		Dilution Factor: 1		Analysis Time..: 02:54	Analyst ID.....: 001887	
		Instrument ID..: I5		MDL.....: 3.2		
Beryllium	ND	1.0	ug/L	SW846 6020	07/11-07/17/07	J2JL71AM
		Dilution Factor: 1		Analysis Time..: 08:53	Analyst ID.....: 002260	
		Instrument ID..: I7		MDL.....: 0.11		
Calcium	**744 B,J**	**1000**	**ug/L**	**SW846 6010B**	**07/11-07/13/07**	**J2JL71A0**
		Dilution Factor: 1		Analysis Time..: 02:54	Analyst ID.....: 001887	
		Instrument ID..: I5		MDL.....: 80.0		
Cadmium	ND	0.50	ug/L	SW846 6020	07/11-07/17/07	J2JL71AN
		Dilution Factor: 1		Analysis Time..: 08:53	Analyst ID.....: 002260	
		Instrument ID..: I7		MDL.....: 0.086		
Cobalt	ND	5.0	ug/L	SW846 6010B	07/11-07/13/07	J2JL71A1
		Dilution Factor: 1		Analysis Time..: 02:54	Analyst ID.....: 001887	
		Instrument ID..: I5		MDL.....: 1.2		
Chromium	ND	5.0	ug/L	SW846 6010B	07/11-07/13/07	J2JL71CA
		Dilution Factor: 1		Analysis Time..: 02:54	Analyst ID.....: 001887	
		Instrument ID..: I5		MDL.....: 1.6		
Copper	ND	5.0	ug/L	SW846 6010B	07/11-07/13/07	J2JL71A2
		Dilution Factor: 1		Analysis Time..: 02:54	Analyst ID.....: 001887	
		Instrument ID..: I5		MDL.....: 1.8		

(Continued on next page)

Environmental Quality Mgt., Inc.

Client Sample ID: FWGEQUIPRinse1-0501-GW

TOTAL Metals

Lot-Sample #...: A7G100102-007 Matrix.....: WQ

PARAMETER	RESULT	REPORTING LIMIT	UNITS	METHOD	PREPARATION-ANALYSIS DATE	WORK ORDER #
Iron	ND	20.0	ug/L	SW846 6020	07/11-07/17/07	J2JL71AP
		Dilution Factor: 1		Analysis Time..: 08:53	Analyst ID.....: 002260	
		Instrument ID..: I7		MDL.....: 12.0		
Mercury	ND	0.20	ug/L	SW846 7470A	07/11-07/12/07	J2JL71AW
		Dilution Factor: 1		Analysis Time..: 10:13	Analyst ID.....: 001086	
		Instrument ID..: H1		MDL.....: 0.090		
Potassium	**165 B,J**	**1000**	**ug/L**	**SW846 6010B**	**07/11-07/13/07**	**J2JL71A6**
		Dilution Factor: 1		Analysis Time..: 02:54	Analyst ID.....: 001887	
		Instrument ID..: I5		MDL.....: 54.0		
Magnesium	ND	1000	ug/L	SW846 6010B	07/11-07/13/07	J2JL71A3
		Dilution Factor: 1		Analysis Time..: 02:54	Analyst ID.....: 001887	
		Instrument ID..: I5		MDL.....: 86.0		
Manganese	**0.73 B,J**	**10.0**	**ug/L**	**SW846 6010B**	**07/11-07/13/07**	**J2JL71A4**
		Dilution Factor: 1		Analysis Time..: 02:54	Analyst ID.....: 001887	
		Instrument ID..: I5		MDL.....: 0.23		
Sodium	ND	1000	ug/L	SW846 6010B	07/11-07/13/07	J2JL71A8
		Dilution Factor: 1		Analysis Time..: 02:54	Analyst ID.....: 001887	
		Instrument ID..: I5		MDL.....: 410		
Nickel	ND	10.0	ug/L	SW846 6010B	07/11-07/13/07	J2JL71A5
		Dilution Factor: 1		Analysis Time..: 02:54	Analyst ID.....: 001887	
		Instrument ID..: I5		MDL.....: 1.4		
Lead	ND	3.0	ug/L	SW846 6010B	07/11-07/13/07	J2JL71AU
		Dilution Factor: 1		Analysis Time..: 02:54	Analyst ID.....: 001887	
		Instrument ID..: I5		MDL.....: 1.7		
Antimony	ND	2.0	ug/L	SW846 6020	07/11-07/17/07	J2JL71AL
		Dilution Factor: 1		Analysis Time..: 08:53	Analyst ID.....: 002260	
		Instrument ID..: I7		MDL.....: 0.065		
Selenium	ND	5.0	ug/L	SW846 6010B	07/11-07/13/07	J2JL71AV
		Dilution Factor: 1		Analysis Time..: 02:54	Analyst ID.....: 001887	
		Instrument ID..: I5		MDL.....: 2.4		

(Continued on next page)

Environmental Quality Mgt., Inc.

Client Sample ID: FWGEQUIPRinse1-0501-GW

TOTAL Metals

Lot-Sample #...: A7G100102-007 Matrix.....: WQ

PARAMETER	RESULT	REPORTING LIMIT	UNITS	METHOD	PREPARATION-ANALYSIS DATE	WORK ORDER #
Thallium	ND	1.0	ug/L	SW846 6020	07/11-07/17/07	J2JL71AQ
		Dilution Factor: 1		Analysis Time..: 08:53	Analyst ID.....: 002260	
		Instrument ID..: I7		MDL.....: 0.022		
Vanadium	ND	10.0	ug/L	SW846 6010B	07/11-07/13/07	J2JL71A9
		Dilution Factor: 1		Analysis Time..: 02:54	Analyst ID.....: 001887	
		Instrument ID..: I5		MDL.....: 1.9		
Zinc	ND	10.0	ug/L	SW846 6020	07/11-07/17/07	J2JL71AR
		Dilution Factor: 1		Analysis Time..: 08:53	Analyst ID.....: 002260	
		Instrument ID..: I7		MDL.....: 2.3		

NOTE(S):

B Estimated result. Result is less than RL.

J Method blank contamination. The associated method blank contains the target analyte at a reportable level.

Environmental Quality Mgt., Inc.

Client Sample ID: FWGLL4mw-199C-0493-GF

TOTAL Metals

Lot-Sample #...: A7G100102-010 **Matrix.....:** WG
Date Sampled...: 07/09/07 11:40 **Date Received..:** 07/10/07

PARAMETER	RESULT	REPORTING LIMIT	UNITS	METHOD	PREPARATION-ANALYSIS DATE	WORK ORDER #
Prep Batch #...: 7192018						
Silver	ND	5.0 Dilution Factor: 1 Instrument ID..: I5	ug/L	SW846 6010B Analysis Time..: 02:59 MDL.....: 2.1	07/11-07/13/07 Analyst ID.....: 001887	J2JMC1DH
Aluminum	ND	50.0 Dilution Factor: 1 Instrument ID..: I7	ug/L	SW846 6020 Analysis Time..: 08:55 MDL.....: 2.6	07/11-07/17/07 Analyst ID.....: 002260	J2JMC1AL
Arsenic	**12.0**	**5.0** Dilution Factor: 1 Instrument ID..: I5	**ug/L**	**SW846 6010B** Analysis Time..: 02:59 MDL.....: 4.3	**07/11-07/13/07** Analyst ID.....: 001887	**J2JMC1CA**
Barium	**105**	**10.0** Dilution Factor: 1 Instrument ID..: I5	**ug/L**	**SW846 6010B** Analysis Time..: 02:59 MDL.....: 3.2	**07/11-07/13/07** Analyst ID.....: 001887	**J2JMC1CP**
Beryllium	ND	1.0 Dilution Factor: 1 Instrument ID..: I7	ug/L	SW846 6020 Analysis Time..: 08:55 MDL.....: 0.11	07/11-07/17/07 Analyst ID.....: 002260	J2JMC1AT
Calcium	**90300 J**	**1000** Dilution Factor: 1 Instrument ID..: I5	**ug/L**	**SW846 6010B** Analysis Time..: 02:59 MDL.....: 80.0	**07/11-07/13/07** Analyst ID.....: 001887	**J2JMC1CT**
Cadmium	ND	0.50 Dilution Factor: 1 Instrument ID..: I7	ug/L	SW846 6020 Analysis Time..: 08:55 MDL.....: 0.086	07/11-07/17/07 Analyst ID.....: 002260	J2JMC1AW
Cobalt	ND	5.0 Dilution Factor: 1 Instrument ID..: I5	ug/L	SW846 6010B Analysis Time..: 02:59 MDL.....: 1.2	07/11-07/13/07 Analyst ID.....: 001887	J2JMC1CW
Chromium	ND	5.0 Dilution Factor: 1 Instrument ID..: I5	ug/L	SW846 6010B Analysis Time..: 02:59 MDL.....: 1.6	07/11-07/13/07 Analyst ID.....: 001887	J2JMC1AH
Copper	ND	5.0 Dilution Factor: 1 Instrument ID..: I5	ug/L	SW846 6010B Analysis Time..: 02:59 MDL.....: 1.8	07/11-07/13/07 Analyst ID.....: 001887	J2JMC1C1

(Continued on next page)

Environmental Quality Mgt., Inc.

Client Sample ID: FWGLL4mw-199C-0493-GF

TOTAL Metals

Lot-Sample #...: A7G100102-010 Matrix.....: WG

PARAMETER	RESULT	REPORTING LIMIT	UNITS	METHOD	PREPARATION-ANALYSIS DATE	WORK ORDER #
Iron	**3770 J**	**20.0**	**ug/L**	**SW846 6020**	**07/11-07/17/07**	**J2JMC1A1**
		Dilution Factor: 1		Analysis Time..: 08:55	Analyst ID.....: 002260	
		Instrument ID..: I7		MDL.....: 12.0		
Mercury	ND	0.20	ug/L	SW846 7470A	07/11-07/12/07	J2JMC1CL
		Dilution Factor: 1		Analysis Time..: 10:14	Analyst ID.....: 001086	
		Instrument ID..: H1		MDL.....: 0.090		
Potassium	**1270 J,E**	**1000**	**ug/L**	**SW846 6010B**	**07/11-07/13/07**	**J2JMC1DE**
		Dilution Factor: 1		Analysis Time..: 02:59	Analyst ID.....: 001887	
		Instrument ID..: I5		MDL.....: 54.0		
Magnesium	**22400 J**	**1000**	**ug/L**	**SW846 6010B**	**07/11-07/13/07**	**J2JMC1C4**
		Dilution Factor: 1		Analysis Time..: 02:59	Analyst ID.....: 001887	
		Instrument ID..: I5		MDL.....: 86.0		
Manganese	**410 J**	**10.0**	**ug/L**	**SW846 6010B**	**07/11-07/13/07**	**J2JMC1C7**
		Dilution Factor: 1		Analysis Time..: 02:59	Analyst ID.....: 001887	
		Instrument ID..: I5		MDL.....: 0.23		
Sodium	**9140**	**1000**	**ug/L**	**SW846 6010B**	**07/11-07/13/07**	**J2JMC1AA**
		Dilution Factor: 1		Analysis Time..: 02:59	Analyst ID.....: 001887	
		Instrument ID..: I5		MDL.....: 410		
Nickel	ND	10.0	ug/L	SW846 6010B	07/11-07/13/07	J2JMC1DA
		Dilution Factor: 1		Analysis Time..: 02:59	Analyst ID.....: 001887	
		Instrument ID..: I5		MDL.....: 1.4		
Lead	ND	3.0	ug/L	SW846 6010B	07/11-07/13/07	J2JMC1CE
		Dilution Factor: 1		Analysis Time..: 02:59	Analyst ID.....: 001887	
		Instrument ID..: I5		MDL.....: 1.7		
Antimony	ND	2.0	ug/L	SW846 6020	07/11-07/17/07	J2JMC1AP
		Dilution Factor: 1		Analysis Time..: 08:55	Analyst ID.....: 002260	
		Instrument ID..: I7		MDL.....: 0.065		
Selenium	ND	5.0	ug/L	SW846 6010B	07/11-07/13/07	J2JMC1CH
		Dilution Factor: 1		Analysis Time..: 02:59	Analyst ID.....: 001887	
		Instrument ID..: I5		MDL.....: 2.4		

(Continued on next page)

Environmental Quality Mgt., Inc.

Client Sample ID: FWGLL4mw-199C-0493-GF

TOTAL Metals

Lot-Sample #...: A7G100102-010 Matrix.....: WG

PARAMETER	RESULT	REPORTING LIMIT	UNITS	METHOD	PREPARATION-ANALYSIS DATE	WORK ORDER #
Thallium	ND	1.0	ug/L	SW846 6020	07/11-07/17/07	J2JMC1A4
		Dilution Factor: 1		Analysis Time..: 08:55	Analyst ID.....: 002260	
		Instrument ID..: I7		MDL.....: 0.022		
Vanadium	ND	10.0	ug/L	SW846 6010B	07/11-07/13/07	J2JMC1AE
		Dilution Factor: 1		Analysis Time..: 02:59	Analyst ID.....: 001887	
		Instrument ID..: I5		MDL.....: 1.9		
Zinc	**3.8 B,J**	**10.0**	**ug/L**	**SW846 6020**	**07/11-07/17/07**	**J2JMC1A7**
		Dilution Factor: 1		Analysis Time..: 08:55	Analyst ID.....: 002260	
		Instrument ID..: I7		MDL.....: 2.3		

NOTE(S):

J Method blank contamination. The associated method blank contains the target analyte at a reportable level.

E Matrix interference.

B Estimated result. Result is less than RL.

Environmental Quality Mgt., Inc.

Client Sample ID: FWGLL4mw-198C-0492-GF

TOTAL Metals

Lot-Sample #...: A7G100102-012 Matrix.....: WG
Date Sampled...: 07/09/07 14:10 Date Received..: 07/10/07

PARAMETER	RESULT	REPORTING LIMIT	UNITS	METHOD	PREPARATION-ANALYSIS DATE	WORK ORDER #
Prep Batch #...: 7192018						
Silver	ND	5.0	ug/L	SW846 6010B	07/11-07/13/07	J2JMF1A2
		Dilution Factor: 1		Analysis Time..: 03:21	Analyst ID.....: 001887	
		Instrument ID..: I5		MDL.....: 2.1		
Aluminum	**1540**	**50.0**	**ug/L**	**SW846 6020**	**07/11-07/17/07**	**J2JMF1AE**
		Dilution Factor: 1		Analysis Time..: 09:16	Analyst ID.....: 002260	
		Instrument ID..: I7		MDL.....: 2.6		
Arsenic	ND	5.0	ug/L	SW846 6010B	07/11-07/13/07	J2JMF1AM
		Dilution Factor: 1		Analysis Time..: 03:21	Analyst ID.....: 001887	
		Instrument ID..: I5		MDL.....: 4.3		
Barium	**20.1**	**10.0**	**ug/L**	**SW846 6010B**	**07/11-07/13/07**	**J2JMF1AR**
		Dilution Factor: 1		Analysis Time..: 03:21	Analyst ID.....: 001887	
		Instrument ID..: I5		MDL.....: 3.2		
Beryllium	ND	1.0	ug/L	SW846 6020	07/11-07/17/07	J2JMF1AG
		Dilution Factor: 1		Analysis Time..: 09:16	Analyst ID.....: 002260	
		Instrument ID..: I7		MDL.....: 0.11		
Calcium	**28800 J**	**1000**	**ug/L**	**SW846 6010B**	**07/11-07/13/07**	**J2JMF1AT**
		Dilution Factor: 1		Analysis Time..: 03:21	Analyst ID.....: 001887	
		Instrument ID..: I5		MDL.....: 80.0		
Cadmium	ND	0.50	ug/L	SW846 6020	07/11-07/17/07	J2JMF1AH
		Dilution Factor: 1		Analysis Time..: 09:16	Analyst ID.....: 002260	
		Instrument ID..: I7		MDL.....: 0.086		
Cobalt	**1.6 B**	**5.0**	**ug/L**	**SW846 6010B**	**07/11-07/13/07**	**J2JMF1AU**
		Dilution Factor: 1		Analysis Time..: 03:21	Analyst ID.....: 001887	
		Instrument ID..: I5		MDL.....: 1.2		
Chromium	ND	5.0	ug/L	SW846 6010B	07/11-07/13/07	J2JMF1AD
		Dilution Factor: 1		Analysis Time..: 03:21	Analyst ID.....: 001887	
		Instrument ID..: I5		MDL.....: 1.6		
Copper	**2.5 B**	**5.0**	**ug/L**	**SW846 6010B**	**07/11-07/13/07**	**J2JMF1AV**
		Dilution Factor: 1		Analysis Time..: 03:21	Analyst ID.....: 001887	
		Instrument ID..: I5		MDL.....: 1.8		

(Continued on next page)

Environmental Quality Mgt., Inc.

Client Sample ID: FWGLL4mw-198C-0492-GF

TOTAL Metals

Lot-Sample #...: A7G100102-012 Matrix.....: WG

PARAMETER	RESULT	REPORTING LIMIT	UNITS	METHOD	PREPARATION-ANALYSIS DATE	WORK ORDER #
Iron	**10400 J**	**20.0**	**ug/L**	**SW846 6020**	**07/11-07/17/07**	**J2JMF1AJ**
		Dilution Factor: 1		Analysis Time..: 09:16	Analyst ID.....: 002260	
		Instrument ID..: I7		MDL.....: 12.0		
Mercury	ND	0.20	ug/L	SW846 7470A	07/11-07/12/07	J2JMF1AQ
		Dilution Factor: 1		Analysis Time..: 10:20	Analyst ID.....: 001086	
		Instrument ID..: H1		MDL.....: 0.090		
Potassium	**1550 J**	**1000**	**ug/L**	**SW846 6010B**	**07/11-07/13/07**	**J2JMF1A1**
		Dilution Factor: 1		Analysis Time..: 03:21	Analyst ID.....: 001887	
		Instrument ID..: I5		MDL.....: 54.0		
Magnesium	**13700 J**	**1000**	**ug/L**	**SW846 6010B**	**07/11-07/13/07**	**J2JMF1AW**
		Dilution Factor: 1		Analysis Time..: 03:21	Analyst ID.....: 001887	
		Instrument ID..: I5		MDL.....: 86.0		
Manganese	**1050 J**	**10.0**	**ug/L**	**SW846 6010B**	**07/11-07/13/07**	**J2JMF1AX**
		Dilution Factor: 1		Analysis Time..: 03:21	Analyst ID.....: 001887	
		Instrument ID..: I5		MDL.....: 0.23		
Sodium	**8740**	**1000**	**ug/L**	**SW846 6010B**	**07/11-07/13/07**	**J2JMF1AA**
		Dilution Factor: 1		Analysis Time..: 03:21	Analyst ID.....: 001887	
		Instrument ID..: I5		MDL.....: 410		
Nickel	**29.6**	**10.0**	**ug/L**	**SW846 6010B**	**07/11-07/13/07**	**J2JMF1A0**
		Dilution Factor: 1		Analysis Time..: 03:21	Analyst ID.....: 001887	
		Instrument ID..: I5		MDL.....: 1.4		
Lead	ND	3.0	ug/L	SW846 6010B	07/11-07/13/07	J2JMF1AN
		Dilution Factor: 1		Analysis Time..: 03:21	Analyst ID.....: 001887	
		Instrument ID..: I5		MDL.....: 1.7		
Antimony	**0.11 B,J**	**2.0**	**ug/L**	**SW846 6020**	**07/11-07/17/07**	**J2JMF1AF**
		Dilution Factor: 1		Analysis Time..: 09:16	Analyst ID.....: 002260	
		Instrument ID..: I7		MDL.....: 0.065		
Selenium	ND	5.0	ug/L	SW846 6010B	07/11-07/13/07	J2JMF1AP
		Dilution Factor: 1		Analysis Time..: 03:21	Analyst ID.....: 001887	
		Instrument ID..: I5		MDL.....: 2.4		

(Continued on next page)

Environmental Quality Mgt., Inc.

Client Sample ID: FWGLL4mw-198C-0492-GF

TOTAL Metals

Lot-Sample #...: A7G100102-012 Matrix.....: WG

PARAMETER	RESULT	REPORTING LIMIT	UNITS	METHOD	PREPARATION-ANALYSIS DATE	WORK ORDER #
Thallium	**0.11 B,J**	**1.0**	**ug/L**	**SW846 6020**	**07/11-07/17/07**	**J2JMF1AK**
		Dilution Factor: 1		Analysis Time..: 09:16	Analyst ID.....: 002260	
		Instrument ID..: I7		MDL.....: 0.022		
Vanadium	**3.3 B**	**10.0**	**ug/L**	**SW846 6010B**	**07/11-07/13/07**	**J2JMF1AC**
		Dilution Factor: 1		Analysis Time..: 03:21	Analyst ID.....: 001887	
		Instrument ID..: I5		MDL.....: 1.9		
Zinc	**66.1 J**	**10.0**	**ug/L**	**SW846 6020**	**07/11-07/17/07**	**J2JMF1AL**
		Dilution Factor: 1		Analysis Time..: 09:16	Analyst ID.....: 002260	
		Instrument ID..: I7		MDL.....: 2.3		

NOTE(S):

J Method blank contamination. The associated method blank contains the target analyte at a reportable level.

B Estimated result. Result is less than RL.

Environmental Quality Mgt., Inc.

Client Sample ID: FWGLL2mw-263C-0489-GF

TOTAL Metals

Lot-Sample #...: A7G100102-014 **Matrix.....:** WG
Date Sampled...: 07/09/07 15:50 **Date Received..:** 07/10/07

PARAMETER	RESULT	REPORTING LIMIT	UNITS	METHOD	PREPARATION-ANALYSIS DATE	WORK ORDER #
Prep Batch #...: 7192018						
Silver	ND	5.0	ug/L	SW846 6010B	07/11-07/13/07	J2JMH1A2
		Dilution Factor: 1		Analysis Time..: 03:44	Analyst ID.....: 001887	
		Instrument ID..: I5		MDL.....: 2.1		
Aluminum	ND	50.0	ug/L	SW846 6020	07/11-07/17/07	J2JMH1AE
		Dilution Factor: 1		Analysis Time..: 09:19	Analyst ID.....: 002260	
		Instrument ID..: I7		MDL.....: 2.6		
Arsenic	**14.4**	**5.0**	**ug/L**	**SW846 6010B**	**07/11-07/13/07**	**J2JMH1AM**
		Dilution Factor: 1		Analysis Time..: 03:44	Analyst ID.....: 001887	
		Instrument ID..: I5		MDL.....: 4.3		
Barium	**16.4**	**10.0**	**ug/L**	**SW846 6010B**	**07/11-07/13/07**	**J2JMH1AR**
		Dilution Factor: 1		Analysis Time..: 03:44	Analyst ID.....: 001887	
		Instrument ID..: I5		MDL.....: 3.2		
Beryllium	ND	1.0	ug/L	SW846 6020	07/11-07/17/07	J2JMH1AG
		Dilution Factor: 1		Analysis Time..: 09:19	Analyst ID.....: 002260	
		Instrument ID..: I7		MDL.....: 0.11		
Calcium	**28100 J**	**1000**	**ug/L**	**SW846 6010B**	**07/11-07/13/07**	**J2JMH1AT**
		Dilution Factor: 1		Analysis Time..: 03:44	Analyst ID.....: 001887	
		Instrument ID..: I5		MDL.....: 80.0		
Cadmium	ND	0.50	ug/L	SW846 6020	07/11-07/17/07	J2JMH1AH
		Dilution Factor: 1		Analysis Time..: 09:19	Analyst ID.....: 002260	
		Instrument ID..: I7		MDL.....: 0.086		
Cobalt	**2.3 B**	**5.0**	**ug/L**	**SW846 6010B**	**07/11-07/13/07**	**J2JMH1AU**
		Dilution Factor: 1		Analysis Time..: 03:44	Analyst ID.....: 001887	
		Instrument ID..: I5		MDL.....: 1.2		
Chromium	ND	5.0	ug/L	SW846 6010B	07/11-07/13/07	J2JMH1AD
		Dilution Factor: 1		Analysis Time..: 03:44	Analyst ID.....: 001887	
		Instrument ID..: I5		MDL.....: 1.6		
Copper	ND	5.0	ug/L	SW846 6010B	07/11-07/13/07	J2JMH1AV
		Dilution Factor: 1		Analysis Time..: 03:44	Analyst ID.....: 001887	
		Instrument ID..: I5		MDL.....: 1.8		

(Continued on next page)

Environmental Quality Mgt., Inc.

Client Sample ID: FWGLL2mw-263C-0489-GF

TOTAL Metals

Lot-Sample #...: A7G100102-014 Matrix.....: WG

PARAMETER	RESULT	REPORTING LIMIT	UNITS	METHOD	PREPARATION-ANALYSIS DATE	WORK ORDER #
Iron	**5460 J**	**20.0**	**ug/L**	**SW846 6020**	**07/11-07/17/07**	**J2JMH1AJ**
		Dilution Factor: 1		Analysis Time..: 09:19	Analyst ID.....: 002260	
		Instrument ID..: I7		MDL.....: 12.0		
Mercury	ND	0.20	ug/L	SW846 7470A	07/11-07/12/07	J2JMH1AQ
		Dilution Factor: 1		Analysis Time..: 10:22	Analyst ID.....: 001086	
		Instrument ID..: H1		MDL.....: 0.090		
Potassium	**567 B,J**	**1000**	**ug/L**	**SW846 6010B**	**07/11-07/13/07**	**J2JMH1A1**
		Dilution Factor: 1		Analysis Time..: 03:44	Analyst ID.....: 001887	
		Instrument ID..: I5		MDL.....: 54.0		
Magnesium	**11900 J**	**1000**	**ug/L**	**SW846 6010B**	**07/11-07/13/07**	**J2JMH1AW**
		Dilution Factor: 1		Analysis Time..: 03:44	Analyst ID.....: 001887	
		Instrument ID..: I5		MDL.....: 86.0		
Manganese	**1370 J**	**10.0**	**ug/L**	**SW846 6010B**	**07/11-07/13/07**	**J2JMH1AX**
		Dilution Factor: 1		Analysis Time..: 03:44	Analyst ID.....: 001887	
		Instrument ID..: I5		MDL.....: 0.23		
Sodium	**3450**	**1000**	**ug/L**	**SW846 6010B**	**07/11-07/13/07**	**J2JMH1AA**
		Dilution Factor: 1		Analysis Time..: 03:44	Analyst ID.....: 001887	
		Instrument ID..: I5		MDL.....: 410		
Nickel	**4.9 B**	**10.0**	**ug/L**	**SW846 6010B**	**07/11-07/13/07**	**J2JMH1A0**
		Dilution Factor: 1		Analysis Time..: 03:44	Analyst ID.....: 001887	
		Instrument ID..: I5		MDL.....: 1.4		
Lead	ND	3.0	ug/L	SW846 6010B	07/11-07/13/07	J2JMH1AN
		Dilution Factor: 1		Analysis Time..: 03:44	Analyst ID.....: 001887	
		Instrument ID..: I5		MDL.....: 1.7		
Antimony	**0.066 B,J**	**2.0**	**ug/L**	**SW846 6020**	**07/11-07/17/07**	**J2JMH1AF**
		Dilution Factor: 1		Analysis Time..: 09:19	Analyst ID.....: 002260	
		Instrument ID..: I7		MDL.....: 0.065		
Selenium	ND	5.0	ug/L	SW846 6010B	07/11-07/13/07	J2JMH1AP
		Dilution Factor: 1		Analysis Time..: 03:44	Analyst ID.....: 001887	
		Instrument ID..: I5		MDL.....: 2.4		

(Continued on next page)

Environmental Quality Mgt., Inc.

Client Sample ID: FWGLL2mw-263C-0489-GF

TOTAL Metals

Lot-Sample #...: A7G100102-014 Matrix.....: WG

PARAMETER	RESULT	REPORTING LIMIT	UNITS	METHOD	PREPARATION-ANALYSIS DATE	WORK ORDER #
Thallium	ND	1.0	ug/L	SW846 6020	07/11-07/17/07	J2JMH1AK
		Dilution Factor: 1		Analysis Time..: 09:19	Analyst ID.....: 002260	
		Instrument ID..: I7		MDL.....: 0.022		
Vanadium	ND	10.0	ug/L	SW846 6010B	07/11-07/13/07	J2JMH1AC
		Dilution Factor: 1		Analysis Time..: 03:44	Analyst ID.....: 001887	
		Instrument ID..: I5		MDL.....: 1.9		
Zinc	ND	10.0	ug/L	SW846 6020	07/11-07/17/07	J2JMH1AL
		Dilution Factor: 1		Analysis Time..: 09:19	Analyst ID.....: 002260	
		Instrument ID..: I7		MDL.....: 2.3		

NOTE(S):

J Method blank contamination. The associated method blank contains the target analyte at a reportable level.

B Estimated result. Result is less than RL.

Environmental Quality Mgt., Inc.

Client Sample ID: FWGLL1mw-083C-0486-GF

TOTAL Metals

Lot-Sample #...: A7G100102-017 Matrix.....: WG
Date Sampled...: 07/09/07 14:10 Date Received..: 07/10/07

PARAMETER	RESULT	REPORTING LIMIT	UNITS	METHOD	PREPARATION-ANALYSIS DATE	WORK ORDER #
Prep Batch #...: 7192018						
Silver	ND	5.0	ug/L	SW846 6010B	07/11-07/13/07	J2JML1A2
		Dilution Factor: 1		Analysis Time..: 03:49	Analyst ID.....: 001887	
		Instrument ID..: I5		MDL.....: 2.1		
Aluminum	**730**	**50.0**	**ug/L**	**SW846 6020**	**07/11-07/17/07**	**J2JML1AE**
		Dilution Factor: 1		Analysis Time..: 09:22	Analyst ID.....: 002260	
		Instrument ID..: I7		MDL.....: 2.6		
Arsenic	ND	5.0	ug/L	SW846 6010B	07/11-07/13/07	J2JML1AM
		Dilution Factor: 1		Analysis Time..: 03:49	Analyst ID.....: 001887	
		Instrument ID..: I5		MDL.....: 4.3		
Barium	**16.4**	**10.0**	**ug/L**	**SW846 6010B**	**07/11-07/13/07**	**J2JML1AR**
		Dilution Factor: 1		Analysis Time..: 03:49	Analyst ID.....: 001887	
		Instrument ID..: I5		MDL.....: 3.2		
Beryllium	**0.26 B**	**1.0**	**ug/L**	**SW846 6020**	**07/11-07/17/07**	**J2JML1AG**
		Dilution Factor: 1		Analysis Time..: 09:22	Analyst ID.....: 002260	
		Instrument ID..: I7		MDL.....: 0.11		
Calcium	**16400 J**	**1000**	**ug/L**	**SW846 6010B**	**07/11-07/13/07**	**J2JML1AT**
		Dilution Factor: 1		Analysis Time..: 03:49	Analyst ID.....: 001887	
		Instrument ID..: I5		MDL.....: 80.0		
Cadmium	**0.31 B**	**0.50**	**ug/L**	**SW846 6020**	**07/11-07/17/07**	**J2JML1AH**
		Dilution Factor: 1		Analysis Time..: 09:22	Analyst ID.....: 002260	
		Instrument ID..: I7		MDL.....: 0.086		
Cobalt	**7.5**	**5.0**	**ug/L**	**SW846 6010B**	**07/11-07/13/07**	**J2JML1AU**
		Dilution Factor: 1		Analysis Time..: 03:49	Analyst ID.....: 001887	
		Instrument ID..: I5		MDL.....: 1.2		
Chromium	ND	5.0	ug/L	SW846 6010B	07/11-07/13/07	J2JML1AD
		Dilution Factor: 1		Analysis Time..: 03:49	Analyst ID.....: 001887	
		Instrument ID..: I5		MDL.....: 1.6		
Copper	ND	5.0	ug/L	SW846 6010B	07/11-07/13/07	J2JML1AV
		Dilution Factor: 1		Analysis Time..: 03:49	Analyst ID.....: 001887	
		Instrument ID..: I5		MDL.....: 1.8		

(Continued on next page)

Environmental Quality Mgt., Inc.

Client Sample ID: FWGLL1mw-083C-0486-GF

TOTAL Metals

Lot-Sample #...: A7G100102-017 Matrix.....: WG

PARAMETER	RESULT	REPORTING LIMIT	UNITS	METHOD	PREPARATION-ANALYSIS DATE	WORK ORDER #
Iron	**82.5 J**	**20.0**	**ug/L**	**SW846 6020**	**07/11-07/17/07**	**J2JML1AJ**
		Dilution Factor: 1		Analysis Time..: 09:22	Analyst ID.....: 002260	
		Instrument ID..: I7		MDL.....: 12.0		
Mercury	ND	0.20	ug/L	SW846 7470A	07/11-07/12/07	J2JML1AQ
		Dilution Factor: 1		Analysis Time..: 10:23	Analyst ID.....: 001086	
		Instrument ID..: H1		MDL.....: 0.090		
Potassium	**2170 J**	**1000**	**ug/L**	**SW846 6010B**	**07/11-07/13/07**	**J2JML1A1**
		Dilution Factor: 1		Analysis Time..: 03:49	Analyst ID.....: 001887	
		Instrument ID..: I5		MDL.....: 54.0		
Magnesium	**4560 J**	**1000**	**ug/L**	**SW846 6010B**	**07/11-07/13/07**	**J2JML1AW**
		Dilution Factor: 1		Analysis Time..: 03:49	Analyst ID.....: 001887	
		Instrument ID..: I5		MDL.....: 86.0		
Manganese	**394 J**	**10.0**	**ug/L**	**SW846 6010B**	**07/11-07/13/07**	**J2JML1AX**
		Dilution Factor: 1		Analysis Time..: 03:49	Analyst ID.....: 001887	
		Instrument ID..: I5		MDL.....: 0.23		
Sodium	**13500**	**1000**	**ug/L**	**SW846 6010B**	**07/11-07/13/07**	**J2JML1AA**
		Dilution Factor: 1		Analysis Time..: 03:49	Analyst ID.....: 001887	
		Instrument ID..: I5		MDL.....: 410		
Nickel	**28.4**	**10.0**	**ug/L**	**SW846 6010B**	**07/11-07/13/07**	**J2JML1A0**
		Dilution Factor: 1		Analysis Time..: 03:49	Analyst ID.....: 001887	
		Instrument ID..: I5		MDL.....: 1.4		
Lead	ND	3.0	ug/L	SW846 6010B	07/11-07/13/07	J2JML1AN
		Dilution Factor: 1		Analysis Time..: 03:49	Analyst ID.....: 001887	
		Instrument ID..: I5		MDL.....: 1.7		
Antimony	ND	2.0	ug/L	SW846 6020	07/11-07/17/07	J2JML1AF
		Dilution Factor: 1		Analysis Time..: 09:22	Analyst ID.....: 002260	
		Instrument ID..: I7		MDL.....: 0.065		
Selenium	ND	5.0	ug/L	SW846 6010B	07/11-07/13/07	J2JML1AP
		Dilution Factor: 1		Analysis Time..: 03:49	Analyst ID.....: 001887	
		Instrument ID..: I5		MDL.....: 2.4		

(Continued on next page)

Environmental Quality Mgt., Inc.

Client Sample ID: FWGLL1mw-083C-0486-GF

TOTAL Metals

Lot-Sample #...: A7G100102-017 Matrix.....: WG

PARAMETER	RESULT	REPORTING LIMIT	UNITS	METHOD	PREPARATION-ANALYSIS DATE	WORK ORDER #
Thallium	**0.072 B,J**	**1.0**	**ug/L**	**SW846 6020**	**07/11-07/17/07**	**J2JML1AK**
		Dilution Factor: 1		Analysis Time..: 09:22	Analyst ID.....: 002260	
		Instrument ID..: I7		MDL.....: 0.022		
Vanadium	ND	10.0	ug/L	SW846 6010B	07/11-07/13/07	J2JML1AC
		Dilution Factor: 1		Analysis Time..: 03:49	Analyst ID.....: 001887	
		Instrument ID..: I5		MDL.....: 1.9		
Zinc	**29.3 J**	**10.0**	**ug/L**	**SW846 6020**	**07/11-07/17/07**	**J2JML1AL**
		Dilution Factor: 1		Analysis Time..: 09:22	Analyst ID.....: 002260	
		Instrument ID..: I7		MDL.....: 2.3		

NOTE(S):

B Estimated result. Result is less than RL.

J Method blank contamination. The associated method blank contains the target analyte at a reportable level.

Environmental Quality Mgt., Inc.

Client Sample ID: FWGLL1mw-DUP3-0499-GF

TOTAL Metals

Lot-Sample #...: A7G100102-019 Matrix.....: WG
Date Sampled...: 07/09/07 15:15 Date Received..: 07/10/07

PARAMETER	RESULT	REPORTING LIMIT	UNITS	METHOD	PREPARATION-ANALYSIS DATE	WORK ORDER #
Prep Batch #...: 7192018						
Silver	ND	5.0 Dilution Factor: 1 Instrument ID..: I5	ug/L	SW846 6010B Analysis Time..: 03:54 MDL.....: 2.1	07/11-07/13/07 Analyst ID.....: 001887	J2JMN1A2
Aluminum	**793**	**50.0** Dilution Factor: 1 Instrument ID..: I7	**ug/L**	**SW846 6020** Analysis Time..: 09:25 MDL.....: 2.6	**07/11-07/17/07** Analyst ID.....: 002260	**J2JMN1AE**
Arsenic	ND	5.0 Dilution Factor: 1 Instrument ID..: I5	ug/L	SW846 6010B Analysis Time..: 03:54 MDL.....: 4.3	07/11-07/13/07 Analyst ID.....: 001887	J2JMN1AM
Barium	**16.0**	**10.0** Dilution Factor: 1 Instrument ID..: I5	**ug/L**	**SW846 6010B** Analysis Time..: 03:54 MDL.....: 3.2	**07/11-07/13/07** Analyst ID.....: 001887	**J2JMN1AR**
Beryllium	**0.30 B**	**1.0** Dilution Factor: 1 Instrument ID..: I7	**ug/L**	**SW846 6020** Analysis Time..: 09:25 MDL.....: 0.11	**07/11-07/17/07** Analyst ID.....: 002260	**J2JMN1AG**
Calcium	**16700 J**	**1000** Dilution Factor: 1 Instrument ID..: I5	**ug/L**	**SW846 6010B** Analysis Time..: 03:54 MDL.....: 80.0	**07/11-07/13/07** Analyst ID.....: 001887	**J2JMN1AT**
Cadmium	**0.32 B**	**0.50** Dilution Factor: 1 Instrument ID..: I7	**ug/L**	**SW846 6020** Analysis Time..: 09:25 MDL.....: 0.086	**07/11-07/17/07** Analyst ID.....: 002260	**J2JMN1AH**
Cobalt	**7.2**	**5.0** Dilution Factor: 1 Instrument ID..: I5	**ug/L**	**SW846 6010B** Analysis Time..: 03:54 MDL.....: 1.2	**07/11-07/13/07** Analyst ID.....: 001887	**J2JMN1AU**
Chromium	ND	5.0 Dilution Factor: 1 Instrument ID..: I5	ug/L	SW846 6010B Analysis Time..: 03:54 MDL.....: 1.6	07/11-07/13/07 Analyst ID.....: 001887	J2JMN1AD
Copper	ND	5.0 Dilution Factor: 1 Instrument ID..: I5	ug/L	SW846 6010B Analysis Time..: 03:54 MDL.....: 1.8	07/11-07/13/07 Analyst ID.....: 001887	J2JMN1AV

(Continued on next page)

Environmental Quality Mgt., Inc.

Client Sample ID: FWGLL1mw-DUP3-0499-GF

TOTAL Metals

Lot-Sample #...: A7G100102-019 Matrix.....: WG

PARAMETER	RESULT	REPORTING LIMIT	UNITS	METHOD	PREPARATION-ANALYSIS DATE	WORK ORDER #
Iron	**102 J**	**20.0**	**ug/L**	**SW846 6020**	**07/11-07/17/07**	**J2JMN1AJ**
		Dilution Factor: 1		Analysis Time..: 09:25	Analyst ID.....: 002260	
		Instrument ID..: I7		MDL.....: 12.0		
Mercury	ND	0.20	ug/L	SW846 7470A	07/11-07/12/07	J2JMN1AQ
		Dilution Factor: 1		Analysis Time..: 10:24	Analyst ID.....: 001086	
		Instrument ID..: H1		MDL.....: 0.090		
Potassium	**2150 J**	**1000**	**ug/L**	**SW846 6010B**	**07/11-07/13/07**	**J2JMN1A1**
		Dilution Factor: 1		Analysis Time..: 03:54	Analyst ID.....: 001887	
		Instrument ID..: I5		MDL.....: 54.0		
Magnesium	**4500 J**	**1000**	**ug/L**	**SW846 6010B**	**07/11-07/13/07**	**J2JMN1AW**
		Dilution Factor: 1		Analysis Time..: 03:54	Analyst ID.....: 001887	
		Instrument ID..: I5		MDL.....: 86.0		
Manganese	**389 J**	**10.0**	**ug/L**	**SW846 6010B**	**07/11-07/13/07**	**J2JMN1AX**
		Dilution Factor: 1		Analysis Time..: 03:54	Analyst ID.....: 001887	
		Instrument ID..: I5		MDL.....: 0.23		
Sodium	**13700**	**1000**	**ug/L**	**SW846 6010B**	**07/11-07/13/07**	**J2JMN1AA**
		Dilution Factor: 1		Analysis Time..: 03:54	Analyst ID.....: 001887	
		Instrument ID..: I5		MDL.....: 410		
Nickel	**28.8**	**10.0**	**ug/L**	**SW846 6010B**	**07/11-07/13/07**	**J2JMN1A0**
		Dilution Factor: 1		Analysis Time..: 03:54	Analyst ID.....: 001887	
		Instrument ID..: I5		MDL.....: 1.4		
Lead	ND	3.0	ug/L	SW846 6010B	07/11-07/13/07	J2JMN1AN
		Dilution Factor: 1		Analysis Time..: 03:54	Analyst ID.....: 001887	
		Instrument ID..: I5		MDL.....: 1.7		
Antimony	ND	2.0	ug/L	SW846 6020	07/11-07/17/07	J2JMN1AF
		Dilution Factor: 1		Analysis Time..: 09:25	Analyst ID.....: 002260	
		Instrument ID..: I7		MDL.....: 0.065		
Selenium	ND	5.0	ug/L	SW846 6010B	07/11-07/13/07	J2JMN1AP
		Dilution Factor: 1		Analysis Time..: 03:54	Analyst ID.....: 001887	
		Instrument ID..: I5		MDL.....: 2.4		

(Continued on next page)

Environmental Quality Mgt., Inc.

Client Sample ID: FWGLL1mw-DUP3-0499-GF

TOTAL Metals

Lot-Sample #...: A7G100102-019 Matrix.....: WG

PARAMETER	RESULT	REPORTING LIMIT	UNITS	METHOD	PREPARATION-ANALYSIS DATE	WORK ORDER #
Thallium	**0.081 B,J**	**1.0**	**ug/L**	**SW846 6020**	**07/11-07/17/07**	**J2JMN1AK**
		Dilution Factor: 1		Analysis Time..: 09:25	Analyst ID.....: 002260	
		Instrument ID..: I7		MDL.....: 0.022		
Vanadium	ND	10.0	ug/L	SW846 6010B	07/11-07/13/07	J2JMN1AC
		Dilution Factor: 1		Analysis Time..: 03:54	Analyst ID.....: 001887	
		Instrument ID..: I5		MDL.....: 1.9		
Zinc	**33.1 J**	**10.0**	**ug/L**	**SW846 6020**	**07/11-07/17/07**	**J2JMN1AL**
		Dilution Factor: 1		Analysis Time..: 09:25	Analyst ID.....: 002260	
		Instrument ID..: I7		MDL.....: 2.3		

NOTE(S):

B Estimated result. Result is less than RL.

J Method blank contamination. The associated method blank contains the target analyte at a reportable level.

Environmental Quality Mgt., Inc.

Client Sample ID: FWGLL1mw-078C-0484-GF

TOTAL Metals

Lot-Sample #...: A7G100102-021 Matrix.....: WG
Date Sampled...: 07/09/07 16:55 Date Received..: 07/10/07

PARAMETER	RESULT	REPORTING LIMIT	UNITS	METHOD	PREPARATION-ANALYSIS DATE	WORK ORDER #
Prep Batch #...: 7192018						
Cadmium	ND	0.50 Dilution Factor: 1 Instrument ID..: I7	ug/L	SW846 6020 Analysis Time..: 09:27 MDL.....: 0.086	07/11-07/17/07 Analyst ID.....: 002260	J2JMR1AH
Cobalt	ND	5.0 Dilution Factor: 1 Instrument ID..: I5	ug/L	SW846 6010B Analysis Time..: 03:59 MDL.....: 1.2	07/11-07/13/07 Analyst ID.....: 001887	J2JMR1AU
Chromium	ND	5.0 Dilution Factor: 1 Instrument ID..: I5	ug/L	SW846 6010B Analysis Time..: 03:59 MDL.....: 1.6	07/11-07/13/07 Analyst ID.....: 001887	J2JMR1AD
Copper	ND	5.0 Dilution Factor: 1 Instrument ID..: I5	ug/L	SW846 6010B Analysis Time..: 03:59 MDL.....: 1.8	07/11-07/13/07 Analyst ID.....: 001887	J2JMR1AV
Iron	**192 J**	**20.0** Dilution Factor: 1 Instrument ID..: I7	**ug/L**	**SW846 6020** Analysis Time..: 09:27 MDL.....: 12.0	**07/11-07/17/07** Analyst ID.....: 002260	**J2JMR1AJ**
Mercury	ND	0.20 Dilution Factor: 1 Instrument ID..: H1	ug/L	SW846 7470A Analysis Time..: 10:26 MDL.....: 0.090	07/11-07/12/07 Analyst ID.....: 001086	J2JMR1AQ
Potassium	**2170 J**	**1000** Dilution Factor: 1 Instrument ID..: I5	**ug/L**	**SW846 6010B** Analysis Time..: 03:59 MDL.....: 54.0	**07/11-07/13/07** Analyst ID.....: 001887	**J2JMR1A1**
Magnesium	**7460 J**	**1000** Dilution Factor: 1 Instrument ID..: I5	**ug/L**	**SW846 6010B** Analysis Time..: 03:59 MDL.....: 86.0	**07/11-07/13/07** Analyst ID.....: 001887	**J2JMR1AW**
Manganese	**18.4 J**	**10.0** Dilution Factor: 1 Instrument ID..: I5	**ug/L**	**SW846 6010B** Analysis Time..: 03:59 MDL.....: 0.23	**07/11-07/13/07** Analyst ID.....: 001887	**J2JMR1AX**
Sodium	**5650**	**1000** Dilution Factor: 1 Instrument ID..: I5	**ug/L**	**SW846 6010B** Analysis Time..: 03:59 MDL.....: 410	**07/11-07/13/07** Analyst ID.....: 001887	**J2JMR1AA**

(Continued on next page)

Environmental Quality Mgt., Inc.

Client Sample ID: FWGLL1mw-078C-0484-GF

TOTAL Metals

Lot-Sample #...: A7G100102-021 **Matrix.....:** WG

PARAMETER	RESULT	REPORTING LIMIT	UNITS	METHOD	PREPARATION-ANALYSIS DATE	WORK ORDER #
Nickel	**3.7 B**	**10.0**	**ug/L**	**SW846 6010B**	**07/11-07/13/07**	**J2JMR1A0**
		Dilution Factor: 1		Analysis Time..: 03:59	Analyst ID.....: 001887	
		Instrument ID..: I5		MDL.....: 1.4		
Lead	ND	3.0	ug/L	SW846 6010B	07/11-07/13/07	J2JMR1AN
		Dilution Factor: 1		Analysis Time..: 03:59	Analyst ID.....: 001887	
		Instrument ID..: I5		MDL.....: 1.7		
Antimony	ND	2.0	ug/L	SW846 6020	07/11-07/17/07	J2JMR1AF
		Dilution Factor: 1		Analysis Time..: 09:27	Analyst ID.....: 002260	
		Instrument ID..: I7		MDL.....: 0.065		
Selenium	ND	5.0	ug/L	SW846 6010B	07/11-07/13/07	J2JMR1AP
		Dilution Factor: 1		Analysis Time..: 03:59	Analyst ID.....: 001887	
		Instrument ID..: I5		MDL.....: 2.4		
Thallium	**0.077 B,J**	**1.0**	**ug/L**	**SW846 6020**	**07/11-07/17/07**	**J2JMR1AK**
		Dilution Factor: 1		Analysis Time..: 09:27	Analyst ID.....: 002260	
		Instrument ID..: I7		MDL.....: 0.022		
Vanadium	ND	10.0	ug/L	SW846 6010B	07/11-07/13/07	J2JMR1AC
		Dilution Factor: 1		Analysis Time..: 03:59	Analyst ID.....: 001887	
		Instrument ID..: I5		MDL.....: 1.9		
Zinc	**6.2 B,J**	**10.0**	**ug/L**	**SW846 6020**	**07/11-07/17/07**	**J2JMR1AL**
		Dilution Factor: 1		Analysis Time..: 09:27	Analyst ID.....: 002260	
		Instrument ID..: I7		MDL.....: 2.3		
Silver	ND	5.0	ug/L	SW846 6010B	07/11-07/13/07	J2JMR1A2
		Dilution Factor: 1		Analysis Time..: 03:59	Analyst ID.....: 001887	
		Instrument ID..: I5		MDL.....: 2.1		
Aluminum	**18.8 B**	**50.0**	**ug/L**	**SW846 6020**	**07/11-07/17/07**	**J2JMR1AE**
		Dilution Factor: 1		Analysis Time..: 09:27	Analyst ID.....: 002260	
		Instrument ID..: I7		MDL.....: 2.6		
Arsenic	ND	5.0	ug/L	SW846 6010B	07/11-07/13/07	J2JMR1AM
		Dilution Factor: 1		Analysis Time..: 03:59	Analyst ID.....: 001887	
		Instrument ID..: I5		MDL.....: 4.3		

(Continued on next page)

Environmental Quality Mgt., Inc.

Client Sample ID: FWGLL1mw-078C-0484-GF

TOTAL Metals

Lot-Sample #...: A7G100102-021 Matrix.....: WG

PARAMETER	RESULT	REPORTING LIMIT	UNITS	METHOD	PREPARATION-ANALYSIS DATE	WORK ORDER #
Barium	**6.4 B**	**10.0**	**ug/L**	**SW846 6010B**	**07/11-07/13/07**	**J2JMR1AR**
		Dilution Factor: 1		Analysis Time..: 03:59	Analyst ID.....: 001887	
		Instrument ID..: I5		MDL.....: 3.2		
Beryllium	ND	1.0	ug/L	SW846 6020	07/11-07/17/07	J2JMR1AG
		Dilution Factor: 1		Analysis Time..: 09:27	Analyst ID.....: 002260	
		Instrument ID..: I7		MDL.....: 0.11		
Calcium	**53100 J**	**1000**	**ug/L**	**SW846 6010B**	**07/11-07/13/07**	**J2JMR1AT**
		Dilution Factor: 1		Analysis Time..: 03:59	Analyst ID.....: 001887	
		Instrument ID..: I5		MDL.....: 80.0		

NOTE(S):

J Method blank contamination. The associated method blank contains the target analyte at a reportable level.

B Estimated result. Result is less than RL.

STL North Canton

Metals Data Reporting Form

Contract Required Detection Limit Standard

Instrument: ICPMS **Units:** ug/L

Chart Number: 071707a.rep **Acceptable Range:** 70% - 130%

Standard Source: Ultra **Standard ID:**

Element	WL/ Mass	True Conc	QC Std 3 07/17/07 8:06 AM Found	% Rec	CRI 07/17/07 12:57 PM Found	% Rec	Found	% Rec	Found	% Rec	Found	% Rec
Aluminum	27	50.0	64.02	**128.0**	78.82	**157.6**						
Antimony	121	2.0	2.21	**110.7**	2.07	**103.6**						
Beryllium	9	1.0	1.03	**102.8**	0.97	**97.0**						
Cadmium	111	0.5	0.53	**105.2**	0.51	**101.4**						
Iron	57	20.0	25.42	**127.1**	26.67	**133.3**						
Thallium	205	1.0	1.05	**105.1**	1.03	**102.6**						
Zinc	68	10.0	9.59	**95.9**	10.13	**101.3**						

STL North Canton

Metals Data Reporting Form

Contract Required Detection Limit Standard

Instrument: ICPST **Units:** ug/L

Chart Number: I50712A.arc **Acceptable Range:** 70% - 130%

Standard Source: Ultra **Standard ID:**

Element	WL/ Mass	True Conc	CRI/MRL 07/12/07 11:34 PM Found	% Rec	CRI/MRL 07/13/07 6:39 AM Found	% Rec	Found	% Rec	Found	% Rec	Found	% Rec
Arsenic	189.042	15.0	15.54	**103.6**	16.38	**109.2**						
Barium	493.409	10.0	10.09	**100.9**	9.68	**96.8**						
Calcium	317.933	5000.0	5024.87	**100.5**	4926.65	**98.5**						
Chromium	267.716	5.0	4.42	**88.4**	2.35	**46.9**						
Cobalt	228.616	5.0	4.79	**95.8**	4.47	**89.4**						
Copper	324.753	15.0	14.76	**98.4**	12.90	**86.0**						
Lead	220.353	10.0	10.74	**107.4**	9.94	**99.4**						
Magnesium	279.078	5000.0	4965.96	**99.3**	4901.01	**98.0**						
Manganese	257.61	15.0	15.30	**102.0**	15.02	**100.1**						
Nickel	231.604	25.0	25.44	**101.7**	26.36	**105.4**						
Potassium	766.491	5000.0	4443.25	**88.9**	4449.96	**89.0**						
Selenium	196.026	20.0	17.53	**87.6**	17.16	**85.8**						
Silver	328.068	5.0	4.32	**86.3**	4.39	**87.7**						
Sodium	330.232	5000.0	5221.02	**104.4**	4377.10	**87.5**						
Vanadium	292.402	7.0	7.18	**102.5**	6.98	**99.7**						

STL North Canton

Metals Data Reporting Form

Initial Calibration Blank Results

Instrument: ICPMS **Units:** ug/L

Chart Number: 071707a.rep

Standard Source: _____ **Standard ID:** _____

Element	WL/ Mass	Report Limit	QC Std 2 07/17/07 8:04 AM Found	Q	Found	Q	Found	Q	Found	Q	Found	Q
Aluminum	27	50	**37.9**	**B**								
Antimony	121	2	**0.18**	**B**								
Beryllium	9	1	**0.015**	**B**								
Cadmium	111	0.5	0.015	U								
Iron	57	20	**7.4**	**B**								
Thallium	205	1	0.022	U								
Zinc	68	10	0.64	U								

5.21.0

U Result is less than the IDL

B Result is between IDL and RL

Form 3 Equivalent

STL North Canton

Metals Data Reporting Form

Initial Calibration Blank Results

Instrument: ICPST **Units:** ug/L

Chart Number: I50712A.arc

Standard Source: _____ **Standard ID:** _____

Element	WL/ Mass	Report Limit	ICB 07/12/07 11:29 PM Found	Q	Found	Q	Found	Q	Found	Q	Found	Q
Arsenic	189.042	5	1.9	U								
Barium	493.409	10	0.2	U								
Calcium	317.933	1000	**3.7**	**B**								
Chromium	267.716	5	0.6	U								
Cobalt	228.616	5	0.6	U								
Copper	324.753	5	1.1	U								
Lead	220.353	3	1.1	U								
Magnesium	279.078	1000	**8.0**	**B**								
Manganese	257.61	10	**0.1**	**B**								
Nickel	231.604	10	1.7	U								
Potassium	766.491	1000	**151.0**	**B**								
Selenium	196.026	5	2.5	U								
Silver	328.068	5	1.2	U								
Sodium	330.232	1000	**-510.0**	**B**								
Vanadium	292.402	10	**0.9**	**B**								

U Result is less than the IDL

B Result is between IDL and RL

Form 3 Equivalent

STL North Canton

Metals Data Reporting Form

Continuing Calibration Blank Results

Instrument: ICPMS **Units:** ug/L

Chart Number: 071707a.rep

Standard Source: _____ **Standard ID:** _____

Element	WL/ Mass	Report Limit	QC Std 7 07/17/07 8:34 AM 1		QC Std 7 07/17/07 9:14 AM 2		QC Std 7 07/17/07 9:55 AM 3		QC Std 7 07/17/07 10:35 AM 4		QC Std 7 07/17/07 11:20 AM 5	
			Found	Q	Found	Q	Found	Q	Found	Q	Found	Q
Aluminum	27	50	**2.8**	**B**	**-6.9**	**B**	**-3.5**	**B**	**-8.8**	**B**	2.6	U
Antimony	121	2	**0.19**	**B**	**0.24**	**B**	**0.23**	**B**	0.11	U	**0.12**	**B**
Beryllium	9	1	0.013	U	**0.018**	**B**	**0.017**	**B**	0.013	U	0.013	U
Cadmium	111	0.5	0.015	U	0.015	U	0.015	U	0.015	U	0.015	U
Iron	57	20	**6.2**	**B**	**3.9**	**B**	**6.5**	**B**	3.4	U	3.4	U
Thallium	205	1	**0.082**	**B**	0.022	U	0.022	U	0.022	U	0.022	U
Zinc	68	10	0.64	U	**-0.71**	**B**	**-0.64**	**B**	0.64	U	0.64	U

U Result is less than the IDL

B Result is between IDL and RL

Form 3 Equivalent

STL North Canton

Metals Data Reporting Form

Continuing Calibration Blank Results

Instrument: ICPMS **Units:** ug/L

Chart Number: 071707a.rep

Standard Source: _____ **Standard ID:** _____

Element	WL/ Mass	Report Limit	QC Std 7 07/17/07 12:01 PM Found	Q	QC Std 7 07/17/07 12:38 PM Found	Q	QC Std 7 07/17/07 1:07 PM Found	Q	Found	Q	Found	Q
Aluminum	27	50	**-9.8**	**B**	2.6	U	**-12**	**B**				
Antimony	121	2	0.11	U	0.11	U	0.11	U				
Beryllium	9	1	0.013	U	0.013	U	0.013	U				
Cadmium	111	0.5	0.015	U	0.015	U	0.015	U				
Iron	57	20	3.4	U	**3.8**	**B**	3.4	U				
Thallium	205	1	0.022	U	0.022	U	0.022	U				
Zinc	68	10	0.64	U	0.64	U	0.64	U				

U Result is less than the IDL

B Result is between IDL and RL

STL North Canton

Metals Data Reporting Form

Continuing Calibration Blank Results

Instrument: ICPST **Units:** ug/L

Chart Number: I50712A.arc

Standard Source: _____ **Standard ID:** _____

Element	WL/ Mass	Report Limit	CCB 07/13/07 12:03 AM 1 Found	Q	CCB 07/13/07 1:19 AM 2 Found	Q	CCB 07/13/07 2:28 AM 3 Found	Q	CCB 07/13/07 3:39 AM 4 Found	Q	CCB 07/13/07 4:52 AM 5 Found	Q
Arsenic	189.042	5	1.9	U	1.9	U	1.9	U	1.9	U	1.9	U
Barium	493.409	10	**0.3**	**B**	**0.3**	**B**	**0.5**	**B**	**0.3**	**B**	**0.3**	**B**
Calcium	317.933	1000	**7.3**	**B**	**4.1**	**B**	**3.7**	**B**	3.4	U	3.4	U
Chromium	267.716	5	0.6	U	0.6	U	**0.7**	**B**	0.6	U	0.6	U
Cobalt	228.616	5	0.6	U	0.6	U	0.6	U	0.6	U	0.6	U
Copper	324.753	5	1.1	U	1.1	U	1.1	U	1.1	U	1.1	U
Lead	220.353	3	1.1	U	1.1	U	1.1	U	1.1	U	1.1	U
Magnesium	279.078	1000	**10.4**	**B**	**5.6**	**B**	**9.5**	**B**	3.2	U	**8.7**	**B**
Manganese	257.61	10	**0.3**	**B**	**0.2**	**B**	**0.3**	**B**	**0.2**	**B**	**0.3**	**B**
Nickel	231.604	10	1.7	U	1.7	U	1.7	U	1.7	U	1.7	U
Potassium	766.491	1000	**148.0**	**B**	**150.0**	**B**	**158.0**	**B**	**151.0**	**B**	**151.0**	**B**
Selenium	196.026	5	**-3.0**	**B**	2.5	U	**-4.0**	**B**	2.5	U	2.5	U
Silver	328.068	5	1.2	U	1.2	U	1.2	U	1.2	U	1.2	U
Sodium	330.232	1000	**-660.0**	**B**	**-610.0**	**B**	320.0	U	**-480.0**	**B**	**-730.0**	**B**
Vanadium	292.402	10	**0.5**	**B**	**0.5**	**B**	**0.7**	**B**	**0.5**	**B**	**0.5**	**B**

U Result is less than the IDL

B Result is between IDL and RL

STL North Canton

Metals Data Reporting Form

Continuing Calibration Blank Results

Instrument: ICPST **Units:** ug/L

Chart Number: I50712A.arc

Standard Source: _____ **Standard ID:** _____

Element	WL/ Mass	Report Limit	CCB 07/13/07 6:01 AM Found	Q	CCB 07/13/07 6:54 AM Found	Q	Found	Q	Found	Q	Found	Q
Arsenic	189.042	5	**-2.1**	**B**	1.9	U						
Barium	493.409	10	**0.2**	**B**	**0.3**	**B**						
Calcium	317.933	1000	3.4	U	**-5.9**	**B**						
Chromium	267.716	5	0.6	U	0.6	U						
Cobalt	228.616	5	0.6	U	0.6	U						
Copper	324.753	5	**-1.4**	**B**	**-1.6**	**B**						
Lead	220.353	3	1.1	U	1.1	U						
Magnesium	279.078	1000	**5.7**	**B**	**4.0**	**B**						
Manganese	257.61	10	**0.2**	**B**	**0.2**	**B**						
Nickel	231.604	10	1.7	U	1.7	U						
Potassium	766.491	1000	**154.0**	**B**	**156.0**	**B**						
Selenium	196.026	5	2.5	U	2.5	U						
Silver	328.068	5	1.2	U	1.2	U						
Sodium	330.232	1000	**-430.0**	**B**	**-420.0**	**B**						
Vanadium	292.402	10	0.4	U	**0.5**	**B**						

U Result is less than the IDL

B Result is between IDL and RL

METHOD BLANK REPORT

TOTAL Metals

Client Lot #...: A7G100102 **Matrix.....:** WATER

PARAMETER	RESULT	REPORTING LIMIT	UNITS	METHOD	PREPARATION-ANALYSIS DATE	WORK ORDER #
MB Lot-Sample #: A7G110000-018 **Prep Batch #...:** 7192018						
Aluminum	ND	50.0	ug/L	SW846 6020	07/11-07/17/07	J2LH21AE
		Dilution Factor: 1				
		Analysis Time..: 08:37		Analyst ID.....: 002260	Instrument ID..: I7	
Antimony	**0.066 B**	**2.0**	**ug/L**	**SW846 6020**	**07/11-07/17/07**	**J2LH21AF**
		Dilution Factor: 1				
		Analysis Time..: 08:37		Analyst ID.....: 002260	Instrument ID..: I7	
Arsenic	ND	5.0	ug/L	SW846 6010B	07/11-07/13/07	J2LH21AM
		Dilution Factor: 1				
		Analysis Time..: 02:14		Analyst ID.....: 001887	Instrument ID..: I5	
Barium	ND	10.0	ug/L	SW846 6010B	07/11-07/13/07	J2LH21AR
		Dilution Factor: 1				
		Analysis Time..: 02:14		Analyst ID.....: 001887	Instrument ID..: I5	
Beryllium	ND	1.0	ug/L	SW846 6020	07/11-07/17/07	J2LH21AG
		Dilution Factor: 1				
		Analysis Time..: 08:37		Analyst ID.....: 002260	Instrument ID..: I7	
Cadmium	ND	0.50	ug/L	SW846 6020	07/11-07/17/07	J2LH21AH
		Dilution Factor: 1				
		Analysis Time..: 08:37		Analyst ID.....: 002260	Instrument ID..: I7	
Calcium	**478 B**	**1000**	**ug/L**	**SW846 6010B**	**07/11-07/13/07**	**J2LH21AT**
		Dilution Factor: 1				
		Analysis Time..: 02:14		Analyst ID.....: 001887	Instrument ID..: I5	
Chromium	ND	5.0	ug/L	SW846 6010B	07/11-07/13/07	J2LH21AD
		Dilution Factor: 1				
		Analysis Time..: 02:14		Analyst ID.....: 001887	Instrument ID..: I5	
Cobalt	ND	5.0	ug/L	SW846 6010B	07/11-07/13/07	J2LH21AU
		Dilution Factor: 1				
		Analysis Time..: 02:14		Analyst ID.....: 001887	Instrument ID..: I5	
Copper	ND	5.0	ug/L	SW846 6010B	07/11-07/13/07	J2LH21AV
		Dilution Factor: 1				
		Analysis Time..: 02:14		Analyst ID.....: 001887	Instrument ID..: I5	
Iron	**19.8 B**	**20.0**	**ug/L**	**SW846 6020**	**07/11-07/17/07**	**J2LH21AJ**
		Dilution Factor: 1				
		Analysis Time..: 08:37		Analyst ID.....: 002260	Instrument ID..: I7	

(Continued on next page)

METHOD BLANK REPORT

TOTAL Metals

Client Lot #...: A7G100102 **Matrix.....:** WATER

PARAMETER	RESULT	REPORTING LIMIT	UNITS	METHOD	PREPARATION-ANALYSIS DATE	WORK ORDER #
Lead	ND	3.0	ug/L	SW846 6010B	07/11-07/13/07	J2LH21AN
		Dilution Factor: 1				
		Analysis Time..: 02:14		Analyst ID.....: 001887	Instrument ID..: I5	
Magnesium	**88.7 B**	**1000**	**ug/L**	**SW846 6010B**	**07/11-07/13/07**	**J2LH21AW**
		Dilution Factor: 1				
		Analysis Time..: 02:14		Analyst ID.....: 001887	Instrument ID..: I5	
Manganese	**0.58 B**	**10.0**	**ug/L**	**SW846 6010B**	**07/11-07/13/07**	**J2LH21AX**
		Dilution Factor: 1				
		Analysis Time..: 02:14		Analyst ID.....: 001887	Instrument ID..: I5	
Mercury	ND	0.20	ug/L	SW846 7470A	07/11-07/12/07	J2LH21AQ
		Dilution Factor: 1				
		Analysis Time..: 10:07		Analyst ID.....: 001086	Instrument ID..: H1	
Nickel	ND	10.0	ug/L	SW846 6010B	07/11-07/13/07	J2LH21A0
		Dilution Factor: 1				
		Analysis Time..: 02:14		Analyst ID.....: 001887	Instrument ID..: I5	
Potassium	**151 B**	**1000**	**ug/L**	**SW846 6010B**	**07/11-07/13/07**	**J2LH21A1**
		Dilution Factor: 1				
		Analysis Time..: 02:14		Analyst ID.....: 001887	Instrument ID..: I5	
Selenium	ND	5.0	ug/L	SW846 6010B	07/11-07/13/07	J2LH21AP
		Dilution Factor: 1				
		Analysis Time..: 02:14		Analyst ID.....: 001887	Instrument ID..: I5	
Silver	ND	5.0	ug/L	SW846 6010B	07/11-07/13/07	J2LH21A2
		Dilution Factor: 1				
		Analysis Time..: 02:14		Analyst ID.....: 001887	Instrument ID..: I5	
Sodium	ND	1000	ug/L	SW846 6010B	07/11-07/13/07	J2LH21AA
		Dilution Factor: 1				
		Analysis Time..: 02:14		Analyst ID.....: 001887	Instrument ID..: I5	
Thallium	**0.053 B**	**1.0**	**ug/L**	**SW846 6020**	**07/11-07/17/07**	**J2LH21AK**
		Dilution Factor: 1				
		Analysis Time..: 08:37		Analyst ID.....: 002260	Instrument ID..: I7	
Vanadium	ND	10.0	ug/L	SW846 6010B	07/11-07/13/07	J2LH21AC
		Dilution Factor: 1				
		Analysis Time..: 02:14		Analyst ID.....: 001887	Instrument ID..: I5	
Zinc	**4.3 B**	**10.0**	**ug/L**	**SW846 6020**	**07/11-07/17/07**	**J2LH21AL**
		Dilution Factor: 1				
		Analysis Time..: 08:37		Analyst ID.....: 002260	Instrument ID..: I7	

(Continued on next page)

METHOD BLANK REPORT

TOTAL Metals

Client Lot #...: A7G100102 Matrix.....: WATER

NOTE(S):

Calculations are performed before rounding to avoid round-off errors in calculated results.

B Estimated result. Result is less than RL.

Method Blank Outlier Report

Lab Reporting Batch : A7G100102 **Lab ID:** STLCAN
Analysis Method : 6010B **Analysis Date :** 07/13/2007
Preparation Type : 3005A **Preparation Date :** 07/11/2007
Method Blank Lab Sample ID : A7G110000018B **Preparation Batch :** 7192018

Calcium	Result	Reporting Limit	Units	Lab Qual	Comments
Method Blank Result:	478	1000	ug/L	B	

Calcium was qualified due to method blank contamination in the following associated samples:

Client Sample ID	Lab Sample ID	Dilution	Result	Lab Qual	Result Units
FWGEQUIPRinse1-0501-GW	A7G100102007	1	744	B J	ug/L

Magnesium	Result	Reporting Limit	Units	Lab Qual	Comments
Method Blank Result:	88.7	1000	ug/L	B	

Magnesium contamination found in the method blank did not qualify any samples.

Manganese	Result	Reporting Limit	Units	Lab Qual	Comments
Method Blank Result:	0.58	10.0	ug/L	B	

Manganese was qualified due to method blank contamination in the following associated samples:

Client Sample ID	Lab Sample ID	Dilution	Result	Lab Qual	Result Units
FWGEQUIPRinse1-0501-GW	A7G100102007	1	0.73	B J	ug/L

Potassium	Result	Reporting Limit	Units	Lab Qual	Comments
Method Blank Result:	151	1000	ug/L	B	

Potassium was qualified due to method blank contamination in the following associated samples:

Client Sample ID	Lab Sample ID	Dilution	Result	Lab Qual	Result Units
FWGEQUIPRinse1-0501-GW	A7G100102007	1	165	B J	ug/L
FWGLL2mw-059C-0487-GF	A7G100102004	1	703	B J	ug/L
FWGLL2mw-263C-0489-GF	A7G100102014	1	567	B J	ug/L

No qualifications for Ca, Mg, Mn, K ~~any~~ since results were less than 1/2 MRL. AM 8/31/07

Method Blank Outlier Report

Lab Reporting Batch : A7G100102 **Lab ID:** STLCAN
Analysis Method : 6020 **Analysis Date :** 07/17/2007
Preparation Type : 3005A **Preparation Date :** 07/11/2007
Method Blank Lab Sample ID : A7G110000018B **Preparation Batch :** 7192018

Antimony	Result	Reporting Limit	Units	Lab Qual	Comments
Method Blank Result:	0.066	2.0	ug/L	B	

Antimony was qualified due to method blank contamination in the following associated samples:

Client Sample ID	Lab Sample ID	Dilution	Result	Lab Qual	Result Units
FWGLL2mw-059C-0487-GF	A7G100102004	1	0.16	B J	ug/L
FWGLL2mw-262C-0488-GF	A7G100102006	1	0.087	B J	ug/L
FWGLL2mw-263C-0489-GF	A7G100102014	1	0.066	B J	ug/L
FWGLL4mw-198C-0492-GF	A7G100102012	1	0.11	B J	ug/L

Iron	Result	Reporting Limit	Units	Lab Qual	Comments
Method Blank Result:	19.8	20.0	ug/L	B	

Iron was qualified due to method blank contamination in the following associated samples:

Client Sample ID	Lab Sample ID	Dilution	Result	Lab Qual	Result Units
FWGLL1mw-083C-0486-GF	A7G100102017	1	82.5	J	ug/L

Thallium	Result	Reporting Limit	Units	Lab Qual	Comments
Method Blank Result:	0.053	1.0	ug/L	B	

Thallium was qualified due to method blank contamination in the following associated samples:

Client Sample ID	Lab Sample ID	Dilution	Result	Lab Qual	Result Units
FWGDA2mw-DET1bR-0476-	A7G100102002	1	0.026	B J	ug/L
FWGLL1mw-078C-0484-GF	A7G100102021	1	0.077	B J	ug/L
FWGLL1mw-083C-0486-GF	A7G100102017	1	0.072	B J	ug/L
FWGLL1mw-DUP3-0499-GF	A7G100102019	1	0.081	B J	ug/L
FWGLL2mw-059C-0487-GF	A7G100102004	1	0.048	B J	ug/L
FWGLL2mw-262C-0488-GF	A7G100102006	1	0.026	B J	ug/L
FWGLL4mw-198C-0492-GF	A7G100102012	1	0.11	B J	ug/L

Sb & Tl MB results were less than ½ MRL. No qualifications per CCG DW 8/31/07

Method Blank Outlier Report

Lab Reporting Batch : A7G100102 **Lab ID:** STLCAN

Analysis Method : 6020 **Analysis Date :** 07/17/2007

Preparation Type : 3005A **Preparation Date :** 07/11/2007

Method Blank Lab Sample ID : A7G110000018B **Preparation Batch :** 7192018

Zinc	Result	Reporting Limit	Units	Lab Qual	Comments
Method Blank Result:	4.3	10.0	ug/L	B	

Zinc was qualified due to method blank contamination in the following associated samples:

Client Sample ID	Lab Sample ID	Dilution	Result	Lab Qual	Result Units
FWGLL1mw-078C-0484-GF	A7G100102021	1	6.2	B J	ug/L
FWGLL2mw-059C-0487-GF	A7G100102004	1	3.2	B J	ug/L
FWGLL2mw-262C-0488-GF	A7G100102006	1	3.1	B J	ug/L
FWGLL4mw-199C-0493-GF	A7G100102010	1	3.8	B J	ug/L

No qualifications; Zn MB result less than 1/2 MRL. AM 8/31/07

MATRIX SPIKE SAMPLE EVALUATION REPORT

TOTAL Metals

Client Lot #...: A7G100102 **Matrix.....:** WG
Date Sampled...: 07/09/07 11:40 **Date Received..:** 07/10/07

PARAMETER	PERCENT RECOVERY	RECOVERY LIMITS	METHOD	PREPARATION-ANALYSIS DATE	WORK ORDER #
MS Lot-Sample #: A7G100102-010 **Prep Batch #...:** 7192018					
Aluminum	99	(70 - 130)	SW846 6020	07/11-07/17/07	J2JMC1AM
		Dilution Factor: 1	Analysis Time..: 08:55	Instrument ID..: I7	
		Analyst ID.....: 002260			
Antimony	94	(70 - 130)	SW846 6020	07/11-07/17/07	J2JMC1AQ
		Dilution Factor: 1	Analysis Time..: 08:55	Instrument ID..: I7	
		Analyst ID.....: 002260			
Arsenic	109	(75 - 125)	SW846 6010B	07/11-07/13/07	J2JMC1CC
		Dilution Factor: 1	Analysis Time..: 02:59	Instrument ID..: I5	
		Analyst ID.....: 001887			
Barium	104	(75 - 125)	SW846 6010B	07/11-07/13/07	J2JMC1CQ
		Dilution Factor: 1	Analysis Time..: 02:59	Instrument ID..: I5	
		Analyst ID.....: 001887			
Beryllium	106	(70 - 130)	SW846 6020	07/11-07/17/07	J2JMC1AU
		Dilution Factor: 1	Analysis Time..: 08:55	Instrument ID..: I7	
		Analyst ID.....: 002260			
Cadmium	98	(70 - 130)	SW846 6020	07/11-07/17/07	J2JMC1AX
		Dilution Factor: 1	Analysis Time..: 08:55	Instrument ID..: I7	
		Analyst ID.....: 002260			
Calcium	107	(75 - 125)	SW846 6010B	07/11-07/13/07	J2JMC1CU
		Dilution Factor: 1	Analysis Time..: 02:59	Instrument ID..: I5	
		Analyst ID.....: 001887			
Chromium	105	(75 - 125)	SW846 6010B	07/11-07/13/07	J2JMC1AJ
		Dilution Factor: 1	Analysis Time..: 02:59	Instrument ID..: I5	
		Analyst ID.....: 001887			
Cobalt	104	(75 - 125)	SW846 6010B	07/11-07/13/07	J2JMC1CX
		Dilution Factor: 1	Analysis Time..: 02:59	Instrument ID..: I5	
		Analyst ID.....: 001887			
Copper	108	(75 - 125)	SW846 6010B	07/11-07/13/07	J2JMC1C2
		Dilution Factor: 1	Analysis Time..: 02:59	Instrument ID..: I5	
		Analyst ID.....: 001887			

(Continued on next page)

MATRIX SPIKE SAMPLE EVALUATION REPORT

TOTAL Metals

Client Lot #...: A7G100102 **Matrix.....:** WG
Date Sampled...: 07/09/07 11:40 **Date Received..:** 07/10/07

PARAMETER	PERCENT RECOVERY	RECOVERY LIMITS	METHOD	PREPARATION-ANALYSIS DATE	WORK ORDER #
Iron	84	(70 - 130)	SW846 6020	07/11-07/17/07	J2JMC1A2
		Dilution Factor: 1	Analysis Time..: 08:55	Instrument ID..: I7	
		Analyst ID.....: 002260			
Lead	103	(75 - 125)	SW846 6010B	07/11-07/13/07	J2JMC1CF
		Dilution Factor: 1	Analysis Time..: 02:59	Instrument ID..: I5	
		Analyst ID.....: 001887			
Magnesium	108	(75 - 125)	SW846 6010B	07/11-07/13/07	J2JMC1C5
		Dilution Factor: 1	Analysis Time..: 02:59	Instrument ID..: I5	
		Analyst ID.....: 001887			
Manganese	107	(75 - 125)	SW846 6010B	07/11-07/13/07	J2JMC1C8
		Dilution Factor: 1	Analysis Time..: 02:59	Instrument ID..: I5	
		Analyst ID.....: 001887			
Mercury	95	(68 - 149)	SW846 7470A	07/11-07/12/07	J2JMC1CM
		Dilution Factor: 1	Analysis Time..: 10:14	Instrument ID..: H1	
		Analyst ID.....: 001086			
Nickel	103	(75 - 125)	SW846 6010B	07/11-07/13/07	J2JMC1DC
		Dilution Factor: 1	Analysis Time..: 02:59	Instrument ID..: I5	
		Analyst ID.....: 001887			
Potassium	108	(75 - 125)	SW846 6010B	07/11-07/13/07	J2JMC1DF
		Dilution Factor: 1	Analysis Time..: 02:59	Instrument ID..: I5	
		Analyst ID.....: 001887			
Selenium	106	(75 - 125)	SW846 6010B	07/11-07/13/07	J2JMC1CJ
		Dilution Factor: 1	Analysis Time..: 02:59	Instrument ID..: I5	
		Analyst ID.....: 001887			
Silver	122	(75 - 125)	SW846 6010B	07/11-07/13/07	J2JMC1DJ
		Dilution Factor: 1	Analysis Time..: 02:59	Instrument ID..: I5	
		Analyst ID.....: 001887			
Sodium	105	(75 - 125)	SW846 6010B	07/11-07/13/07	J2JMC1AC
		Dilution Factor: 1	Analysis Time..: 02:59	Instrument ID..: I5	
		Analyst ID.....: 001887			
Thallium	103	(70 - 130)	SW846 6020	07/11-07/17/07	J2JMC1A5
		Dilution Factor: 1	Analysis Time..: 08:55	Instrument ID..: I7	
		Analyst ID.....: 002260			

(Continued on next page)

MATRIX SPIKE SAMPLE EVALUATION REPORT

TOTAL Metals

Client Lot #...: A7G100102 **Matrix.....:** WG
Date Sampled...: 07/09/07 11:40 **Date Received..:** 07/10/07

PARAMETER	PERCENT RECOVERY	RECOVERY LIMITS	METHOD	PREPARATION-ANALYSIS DATE	WORK ORDER #
Vanadium	102	(75 - 125)	SW846 6010B	07/11-07/13/07	J2JMC1AF
		Dilution Factor: 1	Analysis Time..: 02:59	Instrument ID..: I5	
		Analyst ID.....: 001887			
Zinc	99	(70 - 130)	SW846 6020	07/11-07/17/07	J2JMC1A8
		Dilution Factor: 1	Analysis Time..: 08:55	Instrument ID..: I7	
		Analyst ID.....: 002260			

NOTE(S):

Calculations are performed before rounding to avoid round-off errors in calculated results.

LABORATORY CONTROL SAMPLE EVALUATION REPORT

TOTAL Metals

Client Lot #...: A7G100102 **Matrix.....:** WATER

PARAMETER	PERCENT RECOVERY	RECOVERY LIMITS	METHOD	PREPARATION-ANALYSIS DATE	WORK ORDER #
LCS Lot-Sample#: A7G110000-018 **Prep Batch #...:** 7192018					
Sodium	86	(80 - 120)	SW846 6010B	07/11-07/13/07	J2LH21A3
		Dilution Factor: 1	Analysis Time..: 02:33	Analyst ID.....: 001887	
		Instrument ID..: I5			
Vanadium	83	(80 - 120)	SW846 6010B	07/11-07/13/07	J2LH21A4
		Dilution Factor: 1	Analysis Time..: 02:33	Analyst ID.....: 001887	
		Instrument ID..: I5			
Chromium	85	(80 - 120)	SW846 6010B	07/11-07/13/07	J2LH21A5
		Dilution Factor: 1	Analysis Time..: 02:33	Analyst ID.....: 001887	
		Instrument ID..: I5			
Aluminum	106	(70 - 118)	SW846 6020	07/11-07/17/07	J2LH21A6
		Dilution Factor: 1	Analysis Time..: 08:40	Analyst ID.....: 002260	
		Instrument ID..: I7			
Antimony	90	(62 - 110)	SW846 6020	07/11-07/17/07	J2LH21A7
		Dilution Factor: 1	Analysis Time..: 08:40	Analyst ID.....: 002260	
		Instrument ID..: I7			
Beryllium	109	(86 - 113)	SW846 6020	07/11-07/17/07	J2LH21A8
		Dilution Factor: 1	Analysis Time..: 08:40	Analyst ID.....: 002260	
		Instrument ID..: I7			
Cadmium	102	(82 - 116)	SW846 6020	07/11-07/17/07	J2LH21A9
		Dilution Factor: 1	Analysis Time..: 08:40	Analyst ID.....: 002260	
		Instrument ID..: I7			
Iron	113	(72 - 115)	SW846 6020	07/11-07/17/07	J2LH21CA
		Dilution Factor: 1	Analysis Time..: 10:40	Analyst ID.....: 002260	
		Instrument ID..: I7			
Thallium	107	(69 - 114)	SW846 6020	07/11-07/17/07	J2LH21CC
		Dilution Factor: 1	Analysis Time..: 08:40	Analyst ID.....: 002260	
		Instrument ID..: I7			
Zinc	106	(90 - 127)	SW846 6020	07/11-07/17/07	J2LH21CD
		Dilution Factor: 1	Analysis Time..: 08:40	Analyst ID.....: 002260	
		Instrument ID..: I7			

(Continued on next page)

LABORATORY CONTROL SAMPLE EVALUATION REPORT

TOTAL Metals

Client Lot #...: A7G100102 Matrix.....: WATER

PARAMETER	PERCENT RECOVERY	RECOVERY LIMITS	METHOD	PREPARATION-ANALYSIS DATE	WORK ORDER #
Arsenic	88	(80 - 120)	SW846 6010B	07/11-07/13/07	J2LH21CE
		Dilution Factor: 1	Analysis Time..: 02:33	Analyst ID.....: 001887	
		Instrument ID..: I5			
Lead	85	(80 - 120)	SW846 6010B	07/11-07/13/07	J2LH21CF
		Dilution Factor: 1	Analysis Time..: 02:33	Analyst ID.....: 001887	
		Instrument ID..: I5			
Selenium	86	(80 - 120)	SW846 6010B	07/11-07/13/07	J2LH21CG
		Dilution Factor: 1	Analysis Time..: 02:33	Analyst ID.....: 001887	
		Instrument ID..: I5			
Mercury	105	(82 - 131)	SW846 7470A	07/11-07/12/07	J2LH21CH
		Dilution Factor: 1	Analysis Time..: 10:09	Analyst ID.....: 001086	
		Instrument ID..: H1			
Barium	84	(80 - 120)	SW846 6010B	07/11-07/13/07	J2LH21CJ
		Dilution Factor: 1	Analysis Time..: 02:33	Analyst ID.....: 001887	
		Instrument ID..: I5			
Calcium	87	(80 - 120)	SW846 6010B	07/11-07/13/07	J2LH21CK
		Dilution Factor: 1	Analysis Time..: 02:33	Analyst ID.....: 001887	
		Instrument ID..: I5			
Cobalt	85	(80 - 120)	SW846 6010B	07/11-07/13/07	J2LH21CL
		Dilution Factor: 1	Analysis Time..: 02:33	Analyst ID.....: 001887	
		Instrument ID..: I5			
Copper	87	(80 - 120)	SW846 6010B	07/11-07/13/07	J2LH21CM
		Dilution Factor: 1	Analysis Time..: 02:33	Analyst ID.....: 001887	
		Instrument ID..: I5			
Magnesium	86	(80 - 120)	SW846 6010B	07/11-07/13/07	J2LH21CN
		Dilution Factor: 1	Analysis Time..: 02:33	Analyst ID.....: 001887	
		Instrument ID..: I5			
Manganese	85	(80 - 120)	SW846 6010B	07/11-07/13/07	J2LH21CP
		Dilution Factor: 1	Analysis Time..: 02:33	Analyst ID.....: 001887	
		Instrument ID..: I5			
Nickel	84	(80 - 120)	SW846 6010B	07/11-07/13/07	J2LH21CQ
		Dilution Factor: 1	Analysis Time..: 02:33	Analyst ID.....: 001887	
		Instrument ID..: I5			

(Continued on next page)

LABORATORY CONTROL SAMPLE EVALUATION REPORT

TOTAL Metals

Client Lot #...: A7G100102 **Matrix.....:** WATER

PARAMETER	PERCENT RECOVERY	RECOVERY LIMITS	METHOD	PREPARATION-ANALYSIS DATE	WORK ORDER #
Potassium	86	(80 - 120)	SW846 6010B	07/11-07/13/07	J2LH21CR
		Dilution Factor: 1	Analysis Time..: 02:33	Analyst ID.....: 001887	
		Instrument ID..: I5			
Silver	97	(80 - 120)	SW846 6010B	07/11-07/13/07	J2LH21CT
		Dilution Factor: 1	Analysis Time..: 02:33	Analyst ID.....: 001887	
		Instrument ID..: I5			

NOTE(S):

Calculations are performed before rounding to avoid round-off errors in calculated results.

STL North Canton

Metals Data Reporting Form

Serial Dilution RPD Report

Serial Dilution Sample ID: J2JMCL

Original Sample ID: J2JMC **Client ID:** FWGLL4mw-199C-0493-GF

Matrix: Water **Units:** ug/L **Prep Date:** 07/11/07 **Prep Batch:** 7192018

Weight: NA **Volume:** NA **Percent Moisture:** NA

Element	WL/ Mass	OS Conc	Q	Serial Dilution Conc	Q	Percent Diff	OS DF	Ser Dil DF	Instr	OS Anal Date	OS Anal Time	Ser Dil Anal Date	Ser Dil Anal Time
Aluminum	27	2.6	U	13.0	U		1	5	ICPMS	07/17/07	8:55	07/17/07	8:58
Antimony	121	0.11	U	0.55	U		1	5	ICPMS	07/17/07	8:55	07/17/07	8:58
Arsenic	189.042	12.0		10.7	B		1	5	ICPST	07/13/07	2:59	07/13/07	3:04
Barium	493.409	105		104		1.1	1	5	ICPST	07/13/07	2:59	07/13/07	3:04
Beryllium	9	0.013	U	0.065	U		1	5	ICPMS	07/17/07	8:55	07/17/07	8:58
Cadmium	111	0.015	U	0.075	U		1	5	ICPMS	07/17/07	8:55	07/17/07	8:58
Calcium	317.933	90300		89900		0.4	1	5	ICPST	07/13/07	2:59	07/13/07	3:04
Chromium	267.716	0.60	U	3.0	U		1	5	ICPST	07/13/07	2:59	07/13/07	3:04
Cobalt	228.616	0.63	U	3.2	U		1	5	ICPST	07/13/07	2:59	07/13/07	3:04
Copper	324.753	1.1	U	5.5	U		1	5	ICPST	07/13/07	2:59	07/13/07	3:04
Iron	57	3770		3840		1.9	1	5	ICPMS	07/17/07	8:55	07/17/07	8:58
Lead	220.353	1.1	U	5.5	U		1	5	ICPST	07/13/07	2:59	07/13/07	3:04
Magnesium	279.078	22400		22100		1.5	1	5	ICPST	07/13/07	2:59	07/13/07	3:04
Manganese	257.61	410		410		0.1	1	5	ICPST	07/13/07	2:59	07/13/07	3:04
Nickel	231.604	1.7	U	8.5	U		1	5	ICPST	07/13/07	2:59	07/13/07	3:04
Potassium	766.491	1270		1740	B E	36.7	1	5	ICPST	07/13/07	2:59	07/13/07	3:04
Selenium	196.026	2.5	U	12.5	U		1	5	ICPST	07/13/07	2:59	07/13/07	3:04
Silver	328.068	1.2	U	6.0	U		1	5	ICPST	07/13/07	2:59	07/13/07	3:04
Sodium	330.232	9140		8490			1	5	ICPST	07/13/07	2:59	07/13/07	3:04
Thallium	205	0.022	U	0.11	U		1	5	ICPMS	07/17/07	8:55	07/17/07	8:58
Vanadium	292.402	0.43	U	2.2	U		1	5	ICPST	07/13/07	2:59	07/13/07	3:04
Zinc	68	3.8	B	3.2	U		1	5	ICPMS	07/17/07	8:55	07/17/07	8:58

Comments:

E Serial dilution percent difference not within limits

U Result is less than the IDL

B Result is between IDL and RL

Form 9 Equivalent

STL North Canton

Metals Data Reporting Form

Instrument Detection Limits

Instrument: ICPST **Units:** ppb

Element	Wavelength	Reporting Limit	IDL	Date of IDL
Arsenic	189.042	5.0	1.9	06/05/07
Barium	493.409	10.0	0.20	06/05/07
Calcium	317.933	1000.0	3.4	06/05/07
Chromium	267.716	5.0	0.60	06/05/07
Cobalt	228.616	5.0	0.63	06/05/07
Copper	324.753	5.0	1.1	06/05/07
Lead	220.353	3.0	1.1	06/05/07
Magnesium	279.078	1000.0	3.2	06/05/07
Manganese	257.610	10.0	0.053	06/05/07
Nickel	231.604	10.0	1.7	06/05/07
Potassium	766.491	1000.0	16.9	06/05/07
Selenium	196.026	5.0	2.5	06/05/07
Silver	328.068	5.0	1.2	06/05/07
Sodium	330.232	1000.0	320	06/05/07
Vanadium	292.402	10.0	0.43	06/05/07

: Instrument Upload Run Log - Page 1 :
: Started Thu Jul 12 12:57:56 2007 by LISTM :
: Data File: UPL$CAN_DATA_ROOT:<LHG>HG10712B.PRN;1 :

#	WorkOrder	Dilution	Date	Time	Batch	Lot	Instrument
1	STD1REP1	1	12-JUL-2007	08:41:33			H1
2	STD2REP1	1	12-JUL-2007	08:43:09			H1
3	STD3REP1	1	12-JUL-2007	08:44:27			H1
4	STD4REP1	1	12-JUL-2007	08:46:16			H1
5	STD5REP1	1	12-JUL-2007	08:47:57			H1
6	STD6REP1	1	12-JUL-2007	08:49:03			H1
7	CK5ICV	1	12-JUL-2007	08:51:06			H1
8	CK4ICB	1	12-JUL-2007	08:52:36			H1
9	CK3CRA\MRL	1	12-JUL-2007	08:54:01			H1
10	CK2CCV	1	12-JUL-2007	08:55:18			H1
11	CK1CCB	1	12-JUL-2007	08:56:54			H1
12	J2H3NBT	1	12-JUL-2007	08:58:38	7192021	A7G090000	H1
13	J2LH6BT	1	12-JUL-2007	08:59:53	7192021	A7G110000	H1
14	J2LH6CT	1	12-JUL-2007	09:01:20	7192021	A7G110000	H1
15	J2LH6LT	1	12-JUL-2007	09:02:31	7192021	A7G110000	H1
16	J15A3T	1	12-JUL-2007	09:03:47	7192021	A7F290435	H1
17	J2ET3T	1	12-JUL-2007	09:04:55	7192021	A7G060158	H1
18	J2LH0BF	1	12-JUL-2007	09:06:10	7192017	A7G110000	H1
19	J2LH0C	1	12-JUL-2007	09:07:28	7192017	A7G110000	H1
20	J2HM6	1	12-JUL-2007	09:09:36	7192017	A7G090117	H1
21	J2HM6F	1	12-JUL-2007	09:11:12	7192017	A7G090117	H1
22	CK2CCV	1	12-JUL-2007	09:12:22			H1
23	CK1CCB	1	12-JUL-2007	09:14:00			H1
24	J2EG8	1	12-JUL-2007	09:15:38	7192017	7G06114	H1
25	J2EG8F	1	12-JUL-2007	09:16:53	7192017	7G06114	H1
26	J2JR2	1	12-JUL-2007	09:18:27	7192017	A7G100119	H1
27	J2JR2S	1	12-JUL-2007	09:19:46	7192017	A7G100119	H1
28	J2JR2D	1	12-JUL-2007	09:20:50	7192017	A7G100119	H1
29	J2KMQ	1	12-JUL-2007	09:22:25	7192017	A7G100206	H1
30	J2KMW	1	12-JUL-2007	09:23:55	7192017	A7G100206	H1
31	J2KNC	1	12-JUL-2007	09:25:11	7192017	A7G100206	H1
32	J2KNK	1	12-JUL-2007	09:26:23	7192017	A7G100206	H1
33	J2LHWBF	1	12-JUL-2007	09:28:02	7192016	A7G110000	H1
34	CK2CCV	1	12-JUL-2007	09:29:18			H1
35	CK1CCB	1	12-JUL-2007	09:30:25			H1
36	J2LHWC	1	12-JUL-2007	09:31:30	7192016	A7G110000	H1
37	J2ED2	1	12-JUL-2007	09:32:41	7192016	7G06114	H1
38	J2EE2	1	12-JUL-2007	09:33:52	7192016	7G06114	H1
39	J2EE2F	1	12-JUL-2007	09:34:56	7192016	7G06114	H1
40	J2EE6	1	12-JUL-2007	09:36:56	7192016	7G06114	H1
41	J2EE6F	1	12-JUL-2007	09:38:05	7192016	7G06114	H1
42	J2EEN	1	12-JUL-2007	09:39:11	7192016	7G06114	H1
43	J2EENS	1	12-JUL-2007	09:41:11	7192016	7G06114	H1
44	J2EEND	1	12-JUL-2007	09:42:37	7192016	7G06114	H1

(continued)

#	WorkOrder	Dilution	Date	Time	Batch	Lot	Instrument
45	J2EENF	1	12-JUL-2007	09:44:54	7192016	7G06114	H1
46	CK2CCV	1	12-JUL-2007	09:46:09			H1
47	CK1CCB	1	12-JUL-2007	09:47:14			H1
48	J2EF0	1	12-JUL-2007	09:48:42	7192016	7G06114	H1
49	J2EF0F	1	12-JUL-2007	09:49:48	7192016	7G06114	H1
50	J2EF2	1	12-JUL-2007	09:50:57	7192016	7G06114	H1
51	J2EF2F	1	12-JUL-2007	09:52:24	7192016	7G06114	H1
52	J2EFM	1	12-JUL-2007	09:53:43	7192016	7G06114	H1
53	J2EFT	1	12-JUL-2007	09:54:52	7192016	7G06114	H1
54	J2EFTF	1	12-JUL-2007	09:56:02	7192016	7G06114	H1
55	J2EGC	1	12-JUL-2007	09:57:41	7192016	7G06114	H1
56	J2EGCF	1	12-JUL-2007	09:58:51	7192016	7G06114	H1
57	J2EGF	1	12-JUL-2007	10:00:16	7192016	7G06114	H1
58	CK2CCV	1	12-JUL-2007	10:01:31			H1
59	CK1CCB	1	12-JUL-2007	10:02:38			H1
60	J2EGFF	1	12-JUL-2007	10:03:49	7192016	7G06114	H1
61	J2EGP	1	12-JUL-2007	10:05:45	7192016	7G06114	H1
62	J2EGPF	1	12-JUL-2007	10:06:52	7192016	7G06114	H1
63	J2LH2B	1	12-JUL-2007	10:07:59	7192018	A7G110000	H1
64	J2LH2C	1	12-JUL-2007	10:09:05	7192018	A7G110000	H1
65	J2JL2	1	12-JUL-2007	10:10:15	7192018	A7G100102	H1
66	J2JL4	1	12-JUL-2007	10:11:33	7192018	A7G100102	H1
67	J2JL6	1	12-JUL-2007	10:12:39	7192018	A7G100102	H1
68	J2JL7	1	12-JUL-2007	10:13:46	7192018	A7G100102	H1
69	J2JMC	1	12-JUL-2007	10:14:55	7192018	A7G100102	H1
70	CK2CCV	1	12-JUL-2007	10:16:16			H1
71	CK1CCB	1	12-JUL-2007	10:17:25			H1
72	J2JMCX	1	12-JUL-2007	10:18:36	7192018	A7G100102	H1
73	J2JMCS	1	12-JUL-2007	10:19:42	7192018	A7G100102	H1
74	J2JMF	1	12-JUL-2007	10:20:50	7192018	A7G100102	H1
75	J2JMH	1	12-JUL-2007	10:22:41	7192018	A7G100102	H1
76	J2JML	1	12-JUL-2007	10:23:50	7192018	A7G100102	H1
77	J2JMN	1	12-JUL-2007	10:24:56	7192018	A7G100102	H1
78	J2JMR	1	12-JUL-2007	10:26:34	7192018	A7G100102	H1
79	CK2CCV	1	12-JUL-2007	10:27:44			H1
80	CK1CCB	1	12-JUL-2007	10:29:01			H1
81	CK2CCV	1	12-JUL-2007	12:49:45			H1
82	CK1CCB	1	12-JUL-2007	12:50:51			H1
83	J2MNMBT	1	12-JUL-2007	12:52:09	7193021	A7G110000	H1
84	J2N7PBT	1	12-JUL-2007	12:53:33	7193021	A7G120000	H1
85	J2N7PCT	1	12-JUL-2007	12:54:40	7193021	A7G120000	H1
86	J2N7PLT	1	12-JUL-2007	12:55:56	7193021	A7G120000	H1
87	J171ET	1	12-JUL-2007	12:57:01	7193021	A7G020153	H1
88	J2MM7BT	1	12-JUL-2007	12:58:07	7193022	A7G110000	H1

---------- (continued) ----------

#	WorkOrder	Dilution	Date	Time	Batch	Lot	Instrument
89	J2N7RBT	1	12-JUL-2007	12:59:13	7193022	A7G120000	H1
90	J2N7RCT	1	12-JUL-2007	13:00:18	7193022	A7G120000	H1
91	J2G1LT	1	12-JUL-2007	13:01:24	7193022	A7G070157	H1
92	J2DLKT	1	12-JUL-2007	13:02:44	7193022	A7G050224	H1
93	CK2CCV	1	12-JUL-2007	13:03:53			H1
94	CK1CCB	1	12-JUL-2007	13:05:19			H1
95	J2DLKTS	1	12-JUL-2007	13:06:50	7193022	A7G050224	H1
96	J2DLKTD	1	12-JUL-2007	13:08:35	7193022	A7G050224	H1
97	J2DLMT	1	12-JUL-2007	13:09:50	7193022	A7G050224	H1
98	J2KC4T	1	12-JUL-2007	13:10:55	7193022	A7G100184	H1
99	J2FHNT	1	12-JUL-2007	13:12:54	7193022	A7G060225	H1
100	J17NKT	1	12-JUL-2007	13:14:31	7193022	A7G020133	H1
101	J17NPT	1	12-JUL-2007	13:15:40	7193022	A7G020133	H1
102	J2KLRBE	1	12-JUL-2007	13:16:50	7193024	A7G100000	H1
103	J2N7XBE	1	12-JUL-2007	13:18:07	7193024	A7G120000	H1
104	J2N7XCE	1	12-JUL-2007	13:19:15	7193024	A7G120000	H1
105	CK2CCV	1	12-JUL-2007	13:20:35			H1
106	CK1CCB	1	12-JUL-2007	13:22:02			H1
107	J2JR0E	1	12-JUL-2007	13:23:08	7193024	A7G100119	H1
108	J2JRGE	1	12-JUL-2007	13:24:38	7193024	A7G100119	H1
109	J2JRME	1	12-JUL-2007	13:25:59	7193024	A7G100119	H1
110	J2JRPE	1	12-JUL-2007	13:27:03	7193024	A7G100119	H1
111	J2JRQE	1	12-JUL-2007	13:28:08	7193024	A7G100119	H1
112	J2JRRE	1	12-JUL-2007	13:30:06	7193024	A7G100119	H1
113	J2JRTE	1	12-JUL-2007	13:31:17	7193024	A7G100119	H1
114	J2JRVE	1	12-JUL-2007	13:33:17	7193024	A7G100119	H1
115	J2JRWE	1	12-JUL-2007	13:34:36	7193024	A7G100119	H1
116	J2JRWES	1	12-JUL-2007	13:35:44	7193024	A7G100119	H1
117	CK2CCV	1	12-JUL-2007	13:37:00			H1
118	CK1CCB	1	12-JUL-2007	13:38:18			H1
119	J2JRWED	1	12-JUL-2007	13:39:57	7193024	A7G100119	H1
120	J2LLKBE	1	12-JUL-2007	13:41:08	7193023	A7G110000	H1
121	J2N7VBE	1	12-JUL-2007	13:42:27	7193023	A7G120000	H1
122	J2N7VCE	1	12-JUL-2007	13:44:04	7193023	A7G120000	H1
123	J2JR2E	1	12-JUL-2007	13:45:25	7193023	A7G100119	H1
124	J2JR2ES	1	12-JUL-2007	13:46:42	7193023	A7G100119	H1
125	J2JR2ED	1	12-JUL-2007	13:48:08	7193023	A7G100119	H1
126	J2N7MB	1	12-JUL-2007	13:50:03	7193020	A7G120000	H1
127	J2N7MC	1	12-JUL-2007	13:51:11	7193020	A7G120000	H1
128	J2LK1	1	12-JUL-2007	13:52:50	7193020	A7G110101	H1
129	CK2CCV	1	12-JUL-2007	13:54:09			H1
130	CK1CCB	1	12-JUL-2007	13:55:37			H1
131	J2LK7	1	12-JUL-2007	13:56:54	7193020	A7G110101	H1
132	J2LK7X	1	12-JUL-2007	13:58:24	7193020	A7G110101	H1

(continued)

```
:       Instrument Upload                                    Run Log - Page  4 :
:       Started Thu Jul 12 12:57:56 2007 by LISTM                              :
:       Data File: UPL$CAN_DATA_ROOT:<LHG>HG10712B.PRN;1                       :
```

#	WorkOrder	Dilution	Date	Time	Batch	Lot	Instrument
133	J2LK7S	1	12-JUL-2007	13:59:32	7193020	A7G110101	H1
134	J2LK9	1	12-JUL-2007	14:02:08	7193020	A7G110101	H1
135	J2LKP	1	12-JUL-2007	14:03:26	7193020	A7G110101	H1
136	J2LKR	1	12-JUL-2007	14:04:32	7193020	A7G110101	H1
137	J2LKT	1	12-JUL-2007	14:05:37	7193020	A7G110101	H1
138	J2LKW	1	12-JUL-2007	14:06:46	7193020	A7G110101	H1
139	J2LLD	1	12-JUL-2007	14:08:22	7193020	A7G110101	H1
140	J2LLF	1	12-JUL-2007	14:09:28	7193020	A7G110101	H1
141	CK2CCV	1	12-JUL-2007	14:11:28			H1
142	CK1CCB	1	12-JUL-2007	14:12:36			H1
143	J2LLM	1	12-JUL-2007	14:13:50	7193020	A7G110101	H1
144	J2LLQ	1	12-JUL-2007	14:14:57	7193020	A7G110101	H1
145	J2LLT	1	12-JUL-2007	14:17:59	7193020	A7G110101	H1
146	CK2CCV	1	12-JUL-2007	14:20:27			H1
147	CK1CCB	1	12-JUL-2007	14:22:22			H1
148	J2LLX	1	12-JUL-2007	14:23:30	7193020	A7G110101	H1
149	J2N7KB	1	12-JUL-2007	14:24:49	7193019	A7G120000	H1
150	J2N7KC	1	12-JUL-2007	14:26:38	7193019	A7G120000	H1
151	J2M63	1	12-JUL-2007	14:27:46	7193019	A7G110290	H1
152	J2M63S	1	12-JUL-2007	14:29:26	7193019	A7G110290	H1
153	J2M63D	1	12-JUL-2007	14:31:34	7193019	A7G110290	H1
154	MDL	1	12-JUL-2007	14:33:01			H1
155	MDL	1	12-JUL-2007	14:34:32			H1
156	MDL	1	12-JUL-2007	14:35:38			H1
157	MDL	1	12-JUL-2007	14:38:15			H1
158	CK2CCV	1	12-JUL-2007	14:39:25			H1
159	CK1CCB	1	12-JUL-2007	14:40:43			H1
160	MDL	1	12-JUL-2007	14:42:40			H1
161	MDL	1	12-JUL-2007	14:44:36			H1
162	MDL	1	12-JUL-2007	14:46:34			H1
163	MDL	1	12-JUL-2007	14:48:21			H1
164	CK2CCV	1	12-JUL-2007	14:50:28			H1
165	CK1CCB	1	12-JUL-2007	14:51:36			H1
166	J2N7KC	1	12-JUL-2007	14:52:52	7193019	A7G120000	H1
167	CRA	1	12-JUL-2007	14:53:59			H1
168	CK2CCV	1	12-JUL-2007	14:56:43			H1
169	CK1CCB	1	12-JUL-2007	14:57:51			H1

End of Report

: Instrument Upload Run Log - Page 1 :
: Started Wed Jul 18 04:45:09 2007 by COUNTSK :
: Data File: UPL$CAN_DATA_ROOT:<REP>071707A.REP;1 :

#	WorkOrder	Dilution	Date	Time	Batch	Lot	Instrument
1	BLANK		17-JUL-2007	07:39:59			I7
2	BLANK		17-JUL-2007	07:42:51			I7
3	BLANK		17-JUL-2007	07:45:42			I7
4	STANDARD 1		17-JUL-2007	07:48:32			I7
5	STANDARD 2		17-JUL-2007	07:51:24			I7
6	STANDARD 3		17-JUL-2007	07:54:16			I7
7	QC STD 1		17-JUL-2007	07:59:24			I7
8	QC STD 2		17-JUL-2007	08:04:31			I7
9	QC STD 3		17-JUL-2007	08:06:47			I7
10	QC STD 4		17-JUL-2007	08:09:50			I7
11	QC STD 5	Rerun	17-JUL-2007	08:12:54			I7
12	ZZZZZ		17-JUL-2007	08:18:53			I7
13	QC STD 5		17-JUL-2007	08:23:53			I7
14	QC STD 6		17-JUL-2007	08:29:52			I7
15	QC STD 7		17-JUL-2007	08:34:59			I7
16	J2LH2B		17-JUL-2007	08:37:38	7192018	A7G110000	I7
17	J2LH2C		17-JUL-2007	08:40:24	7192018	A7G110000	I7
18	J2JL2		17-JUL-2007	08:44:40	7192018	A7G100102	I7
19	J2JL4		17-JUL-2007	08:47:26	7192018	A7G100102	I7
20	J2JL6		17-JUL-2007	08:50:13	7192018	A7G100102	I7
21	J2JL7		17-JUL-2007	08:53:00	7192018	A7G100102	I7
22	J2JMC		17-JUL-2007	08:55:47	7192018	A7G100102	I7
23	J2JMCL		17-JUL-2007	08:58:35			I7
24	J2JMCX		17-JUL-2007	09:01:23	7192018	A7G100102	I7
25	J2JMCS		17-JUL-2007	09:04:12	7192018	A7G100102	I7
26	QC STD 6		17-JUL-2007	09:09:19			I7
27	QC STD 7		17-JUL-2007	09:14:26			I7
28	J2JMF		17-JUL-2007	09:16:43	7192018	A7G100102	I7
29	J2JMH		17-JUL-2007	09:19:32	7192018	A7G100102	I7
30	J2JML		17-JUL-2007	09:22:20	7192018	A7G100102	I7
31	J2JMN		17-JUL-2007	09:25:06	7192018	A7G100102	I7
32	J2JMR		17-JUL-2007	09:27:52	7192018	A7G100102	I7
33	J2N7MB		17-JUL-2007	09:32:59	7193020	A7G120000	I7
34	J2N7MC		17-JUL-2007	09:35:47	7193020	A7G120000	I7
35	J2LKP		17-JUL-2007	09:40:04	7193020	A7G110101	I7
36	J2LKR		17-JUL-2007	09:42:52	7193020	A7G110101	I7
37	J2LKT		17-JUL-2007	09:45:40	7193020	A7G110101	I7
38	QC STD 6		17-JUL-2007	09:50:48			I7
39	QC STD 7		17-JUL-2007	09:55:54			I7
40	J2LKW		17-JUL-2007	09:58:12	7193020	A7G110101	I7
41	J2LK1		17-JUL-2007	10:01:00	7193020	A7G110101	I7
42	J2LK7		17-JUL-2007	10:03:50	7193020	A7G110101	I7
43	J2LK7L		17-JUL-2007	10:06:39			I7
44	J2LK7X		17-JUL-2007	10:09:27	7193020	A7G110101	I7

(continued)

#	WorkOrder	Dilution	Date	Time	Batch	Lot	Instrument
45	J2LK7S		17-JUL-2007	10:12:14	7193020	A7G110101	I7
46	J2LK9		17-JUL-2007	10:16:31	7193020	A7G110101	I7
47	J2LLD		17-JUL-2007	10:19:18	7193020	A7G110101	I7
48	J2LLF		17-JUL-2007	10:22:06	7193020	A7G110101	I7
49	J2LLM		17-JUL-2007	10:24:53	7193020	A7G110101	I7
50	QC STD 6		17-JUL-2007	10:30:51			I7
51	QC STD 7		17-JUL-2007	10:35:58			I7
52	J2LH2C		17-JUL-2007	10:40:13	7192018	A7G110000	I7
53	J2LLQ		17-JUL-2007	10:44:31	7193020	A7G110101	I7
54	J2LLT		17-JUL-2007	10:47:19	7193020	A7G110101	I7
55	J2LLX		17-JUL-2007	10:50:08	7193020	A7G110101	I7
56	J2R71B		17-JUL-2007	10:54:27	7194016	A7G130000	I7
57	J2R71C		17-JUL-2007	10:57:17	7194016	A7G130000	I7
58	J2Q9K		17-JUL-2007	11:01:37	7194016	A7G120309	I7
59	J2Q9KL		17-JUL-2007	11:04:25			I7
60	J2Q9KX		17-JUL-2007	11:07:12	7194016	A7G120309	I7
61	J2Q9KS		17-JUL-2007	11:09:59	7194016	A7G120309	I7
62	QC STD 6		17-JUL-2007	11:15:06			I7
63	QC STD 7		17-JUL-2007	11:20:13			I7
64	J2Q9M		17-JUL-2007	11:22:29	7194016	A7G120309	I7
65	J2Q9R		17-JUL-2007	11:25:17	7194016	A7G120309	I7
66	J2Q9T		17-JUL-2007	11:28:06	7194016	A7G120309	I7
67	J2Q9W		17-JUL-2007	11:30:54	7194016	A7G120309	I7
68	J2Q91		17-JUL-2007	11:33:43	7194016	A7G120309	I7
69	J2Q98		17-JUL-2007	11:36:32	7194016	A7G120309	I7
70	J2RAD		17-JUL-2007	11:39:22	7194016	A7G120309	I7
71	J2R73B		17-JUL-2007	11:43:42	7194017	A7G130000	I7
72	J2R73C		17-JUL-2007	11:46:32	7194017	A7G130000	I7
73	J2N92		17-JUL-2007	11:50:51	7194017	A7G120101	I7
74	QC STD 6		17-JUL-2007	11:55:58			I7
75	QC STD 7		17-JUL-2007	12:01:04			I7
76	J2N94		17-JUL-2007	12:03:21	7194017	A7G120101	I7
77	J2N96		17-JUL-2007	12:06:08	7194017	A7G120101	I7
78	J2N98		17-JUL-2007	12:08:56	7194017	A7G120101	I7
79	J2PAA		17-JUL-2007	12:11:45	7194017	A7G120101	I7
80	J2PA0		17-JUL-2007	12:14:33	7194017	A7G120101	I7
81	J2PA6		17-JUL-2007	12:17:22	7194017	A7G120101	I7
82	J2PCP		17-JUL-2007	12:20:11	7194017	A7G120101	I7
83	J2PCW		17-JUL-2007	12:23:01	7194017	A7G120101	I7
84	J2PC7		17-JUL-2007	12:25:51	7194017	A7G120101	I7
85	J2PDA		17-JUL-2007	12:28:41	7194017	A7G120101	I7
86	QC STD 6		17-JUL-2007	12:33:50			I7
87	QC STD 7		17-JUL-2007	12:38:56			I7
88	J2PDAL		17-JUL-2007	12:42:16			I7

(continued)

#	WorkOrder	Dilution	Date	Time	Batch	Lot	Instrument
89	J2PDAX		17-JUL-2007	12:45:05	7194017	A7G120101	I7
90	J2PDAS		17-JUL-2007	12:47:53	7194017	A7G120101	I7
91	J2PDD		17-JUL-2007	12:52:11	7194017	A7G120101	I7
92	J2PDE		17-JUL-2007	12:55:00	7194017	A7G120101	I7
93	CRI		17-JUL-2007	12:57:49			I7
94	QC STD 6		17-JUL-2007	13:02:07			I7
95	QC STD 7		17-JUL-2007	13:07:13			I7

End of Report

: Instrument Upload Run Log - Page 1 :
: Started Fri Jul 13 06:31:30 2007 by COUNTSK :
: Data File: UPL$CAN_DATA_ROOT:<TJA>I50712A.ARC;1 :

#	WorkOrder	Dilution	Date	Time	Batch	Lot	Instrument
1	STD1	1	12-JUL-2007	22:43:00			I5
2	CAL1	1	12-JUL-2007	22:48:00			I5
3	CAL2	1	12-JUL-2007	22:54:00			I5
4	CAL3	1	12-JUL-2007	23:01:00			I5
5	SCAL	1	12-JUL-2007	23:07:00			I5
6	CAL	1	12-JUL-2007	23:12:00			I5
7	ICV	1	12-JUL-2007	23:20:00			I5
8	ICB	1	12-JUL-2007	23:29:00			I5
9	CRI	MRL	12-JUL-2007	23:34:00			I5
10	ICSA	1	12-JUL-2007	23:40:00			I5
11	ICSAB	1	12-JUL-2007	23:45:00			I5
12	CCV	1	12-JUL-2007	23:54:00			I5
13	CCB	1	13-JUL-2007	00:03:00			I5
14	J2CCJB	1	13-JUL-2007	00:08:00	7186016	A7G050000	I5
15	J2CCJC	1	13-JUL-2007	00:13:00	7186016	A7G050000	I5
16	J2APT	1	13-JUL-2007	00:21:00	7186016	A7G030401	I5
17	J2APTL	1	13-JUL-2007	00:26:00			I5
18	J2APTX	1	13-JUL-2007	00:31:00	7186016	A7G030401	I5
19	J2APTS	1	13-JUL-2007	00:35:00	7186016	A7G030401	I5
20	J2AP9	1	13-JUL-2007	00:42:00	7186016	A7G030401	I5
21	J2AQA	1	13-JUL-2007	00:47:00	7186016	A7G030401	I5
22	J2JJ2B	1	13-JUL-2007	00:56:00	7191020	A7G100000	I5
23	J2JJ2C	1	13-JUL-2007	01:01:00	7191020	A7G100000	I5
24	CCV	1	13-JUL-2007	01:10:00			I5
25	CCB	1	13-JUL-2007	01:19:00			I5
26	J2FNA	1	13-JUL-2007	01:24:00	7191020	A7G060249	I5
27	J2FNAL	1	13-JUL-2007	01:29:00			I5
28	J2FNAX	1	13-JUL-2007	01:34:00	7191020	A7G060249	I5
29	J2FNAS	1	13-JUL-2007	01:39:00	7191020	A7G060249	I5
30	J2FPR	1	13-JUL-2007	01:45:00	7191020	A7G060249	I5
31	J2FRN	1	13-JUL-2007	01:50:00	7191020	A7G060249	I5
32	J2FRP	1	13-JUL-2007	01:55:00	7191020	A7G060249	I5
33	J2FRT	1	13-JUL-2007	02:00:00	7191020	A7G060249	I5
34	J2FRV	1	13-JUL-2007	02:05:00	7191020	A7G060249	I5
35	J2LH2B	1	13-JUL-2007	02:14:00	7192018	A7G110000	I5
36	CCV	1	13-JUL-2007	02:20:00			I5
37	CCB	1	13-JUL-2007	02:28:00			I5
38	J2LH2C	1	13-JUL-2007	02:33:00	7192018	A7G110000	I5
39	J2JL2	1	13-JUL-2007	02:40:00	7192018	A7G100102	I5
40	J2JL4	1	13-JUL-2007	02:44:00	7192018	A7G100102	I5
41	J2JL6	1	13-JUL-2007	02:49:00	7192018	A7G100102	I5
42	J2JL7	1	13-JUL-2007	02:54:00	7192018	A7G100102	I5
43	J2JMC	1	13-JUL-2007	02:59:00	7192018	A7G100102	I5
44	J2JMCL	1	13-JUL-2007	03:04:00			I5

---------- (continued) ----------

#	WorkOrder	Dilution	Date	Time	Batch	Lot	Instrument
45	J2JMCX	1	13-JUL-2007	03:09:00	7192018	A7G100102	I5
46	J2JMCS	1	13-JUL-2007	03:14:00	7192018	A7G100102	I5
47	J2JMF	1	13-JUL-2007	03:21:00	7192018	A7G100102	I5
48	CCV	1	13-JUL-2007	03:30:00			I5
49	CCB	1	13-JUL-2007	03:39:00			I5
50	J2JMH	1	13-JUL-2007	03:44:00	7192018	A7G100102	I5
51	J2JML	1	13-JUL-2007	03:49:00	7192018	A7G100102	I5
52	J2JMN	1	13-JUL-2007	03:54:00	7192018	A7G100102	I5
53	J2JMR	1	13-JUL-2007	03:59:00	7192018	A7G100102	I5
54	J2N7MB	1	13-JUL-2007	04:08:00	7193020	A7G120000	I5
55	J2N7MC	1	13-JUL-2007	04:12:00	7193020	A7G120000	I5
56	J2LKP	1	13-JUL-2007	04:19:00	7193020	A7G110101	I5
57	J2LKR	1	13-JUL-2007	04:24:00	7193020	A7G110101	I5
58	J2LKT	1	13-JUL-2007	04:29:00	7193020	A7G110101	I5
59	J2LKW	1	13-JUL-2007	04:34:00	7193020	A7G110101	I5
60	CCV	1	13-JUL-2007	04:43:00			I5
61	CCB	1	13-JUL-2007	04:52:00			I5
62	J2LK1	1	13-JUL-2007	04:57:00	7193020	A7G110101	I5
63	J2LK7	1	13-JUL-2007	05:02:00	7193020	A7G110101	I5
64	J2LK7L	1	13-JUL-2007	05:07:00			I5
65	J2LK7X	1	13-JUL-2007	05:12:00	7193020	A7G110101	I5
66	J2LK7S	1	13-JUL-2007	05:17:00	7193020	A7G110101	I5
67	J2LK9	1	13-JUL-2007	05:23:00	7193020	A7G110101	I5
68	J2LLD	1	13-JUL-2007	05:28:00	7193020	A7G110101	I5
69	J2LLF	1	13-JUL-2007	05:33:00	7193020	A7G110101	I5
70	J2LLM	1	13-JUL-2007	05:38:00	7193020	A7G110101	I5
71	J2LLQ	1	13-JUL-2007	05:43:00	7193020	A7G110101	I5
72	CCV	1	13-JUL-2007	05:52:00			I5
73	CCB	1	13-JUL-2007	06:01:00			I5
74	J2LLT	1	13-JUL-2007	06:06:00	7193020	A7G110101	I5
75	J2LLX	1	13-JUL-2007	06:11:00	7193020	A7G110101	I5
76	J17NKT	1	13-JUL-2007	06:16:00			I5
77	J17NPT	1	13-JUL-2007	06:21:00			I5
78	J17NPTL	1	13-JUL-2007	06:26:00			I5
79	CRI	MRL	13-JUL-2007	06:39:00			I5
80	CCV	1	13-JUL-2007	06:45:00			I5
81	CCB	1	13-JUL-2007	06:54:00			I5
82	J17NPT	5	13-JUL-2007	07:12:00			I5
83	J17NPTL	1	13-JUL-2007	07:17:00			I5
84	J17NPT	100	13-JUL-2007	07:22:00			I5
85	J17NPTL	1	13-JUL-2007	07:27:00			I5
86	CCV	1	13-JUL-2007	07:34:00			I5
87	CCB	1	13-JUL-2007	07:43:00			I5
88	CCV	1	13-JUL-2007	13:15:00			I5

---------- (continued) ----------

Environmental Quality Mgt., Inc.

Client Sample ID: FWGDA2mw-DET1bR-0476-GW

General Chemistry

Lot-Sample #...: A7G100102-001 **Work Order #...:** J2JL1 **Matrix.....:** WG
Date Sampled...: 07/09/07 10:50 **Date Received..:** 07/10/07

PARAMETER	RESULT	RL	UNITS	METHOD	PREPARATION-ANALYSIS DATE	PREP BATCH #
Cyanide, Total	ND	0.010	mg/L	SW846 9012A	07/12/07	7193403
	Dilution Factor: 1			MDL.....: 0.0034		
Nitrocellulose	ND	0.50	mg/L	MCAWW 353.2	07/17-07/20/07	7198408
	Dilution Factor: 1			MDL.....: 0.12		

Environmental Quality Mgt., Inc.

Client Sample ID: FWGLL2mw-059C-0487-GW

General Chemistry

Lot-Sample #...: A7G100102-003 **Work Order #...:** J2JL3 **Matrix.....:** WG
Date Sampled...: 07/09/07 12:25 **Date Received..:** 07/10/07

PARAMETER	RESULT	RL	UNITS	METHOD	PREPARATION-ANALYSIS DATE	PREP BATCH #
Cyanide, Total	ND	0.010	mg/L	SW846 9012A	07/12/07	7193403
		Dilution Factor: 1		MDL.....: 0.0034		
Nitrocellulose	**0.12 B**	**0.50**	**mg/L**	**MCAWW 353.2**	**07/17-07/20/07**	**7198408**
		Dilution Factor: 1		MDL.....: 0.12		

NOTE(S):

RL Reporting Limit

B Estimated result. Result is less than RL.

Environmental Quality Mgt., Inc.

Client Sample ID: FWGLL2mw-262C-0488-GW

General Chemistry

Lot-Sample #...: A7G100102-005 **Work Order #...:** J2JL5 **Matrix.....:** WG
Date Sampled...: 07/09/07 14:48 **Date Received..:** 07/10/07

PARAMETER	RESULT	RL	UNITS	METHOD	PREPARATION-ANALYSIS DATE	PREP BATCH #
Cyanide, Total	ND	0.010	mg/L	SW846 9012A	07/12/07	7193403
		Dilution Factor: 1		MDL.....: 0.0034		
Nitrocellulose	ND	0.50	mg/L	MCAWW 353.2	07/17-07/20/07	7198408
		Dilution Factor: 1		MDL.....: 0.12		

Environmental Quality Mgt., Inc.

Client Sample ID: FWGEQUIPRinse1-0501-GW

General Chemistry

Lot-Sample #...: A7G100102-007 **Work Order #...:** J2JL7 **Matrix.....:** WQ
Date Sampled...: 07/09/07 15:40 **Date Received..:** 07/10/07

PARAMETER	RESULT	RL	UNITS	METHOD	PREPARATION-ANALYSIS DATE	PREP BATCH #
Cyanide, Total	ND	0.010	mg/L	SW846 9012A	07/12/07	7193403
		Dilution Factor: 1		MDL.....: 0.0034		
Nitrocellulose	ND	0.50	mg/L	MCAWW 353.2	07/17-07/20/07	7198408
		Dilution Factor: 1		MDL.....: 0.12		

Environmental Quality Mgt., Inc.

Client Sample ID: FWGLL4mw-199C-0493-GW

General Chemistry

Lot-Sample #...: A7G100102-009 Work Order #...: J2JMA Matrix.....: WG
Date Sampled...: 07/09/07 11:40 Date Received..: 07/10/07

PARAMETER	RESULT	RL	UNITS	METHOD	PREPARATION-ANALYSIS DATE	PREP BATCH #
Cyanide, Total	ND	0.010	mg/L	SW846 9012A	07/12/07	7193403
		Dilution Factor: 1		MDL.....: 0.0034		
Nitrocellulose	ND	0.50	mg/L	MCAWW 353.2	07/17-07/20/07	7198408
		Dilution Factor: 1		MDL.....: 0.12		

Environmental Quality Mgt., Inc.

Client Sample ID: FWGLL4mw-198C-0492-GW

General Chemistry

Lot-Sample #...: A7G100102-011 **Work Order #...:** J2JMD **Matrix.....:** WG
Date Sampled...: 07/09/07 14:10 **Date Received..:** 07/10/07

PARAMETER	RESULT	RL	UNITS	METHOD	PREPARATION-ANALYSIS DATE	PREP BATCH #
Cyanide, Total	ND	0.010	mg/L	SW846 9012A	07/12/07	7193403
		Dilution Factor: 1		MDL.....: 0.0034		
Nitrocellulose	**0.12 B**	**0.50**	**mg/L**	**MCAWW 353.2**	**07/17-07/20/07**	**7198408**
		Dilution Factor: 1		MDL.....: 0.12		

NOTE(S):

RL Reporting Limit

B Estimated result. Result is less than RL.

Environmental Quality Mgt., Inc.

Client Sample ID: FWGLL2mw-263C-0489-GW

General Chemistry

Lot-Sample #...: A7G100102-013 **Work Order #...:** J2JMG **Matrix.....:** WG
Date Sampled...: 07/09/07 15:50 **Date Received..:** 07/10/07

PARAMETER	RESULT	RL	UNITS	METHOD	PREPARATION-ANALYSIS DATE	PREP BATCH #
Cyanide, Total	ND	0.010	mg/L	SW846 9012A	07/12/07	7193403
		Dilution Factor: 1		MDL.....: 0.0034		
Nitrocellulose	ND	0.50	mg/L	MCAWW 353.2	07/17-07/20/07	7198408
		Dilution Factor: 1		MDL.....: 0.12		

Environmental Quality Mgt., Inc.

Client Sample ID: FWGLL1mw-083C-0486-GW

General Chemistry

Lot-Sample #...: A7G100102-016 **Work Order #...:** J2JMK **Matrix.....:** WG
Date Sampled...: 07/09/07 14:10 **Date Received..:** 07/10/07

PARAMETER	RESULT	RL	UNITS	METHOD	PREPARATION-ANALYSIS DATE	PREP BATCH #
Cyanide, Total	ND	0.010	mg/L	SW846 9012A	07/12/07	7193403
		Dilution Factor: 1		MDL.....: 0.0034		
Nitrocellulose	ND	0.50	mg/L	MCAWW 353.2	07/17-07/20/07	7198408
		Dilution Factor: 1		MDL.....: 0.12		

Environmental Quality Mgt., Inc.

Client Sample ID: FWGLL1mw-DUP3-0499-GW

General Chemistry

Lot-Sample #...: A7G100102-018 **Work Order #...:** J2JMM **Matrix.....:** WG
Date Sampled...: 07/09/07 15:15 **Date Received..:** 07/10/07

PARAMETER	RESULT	RL	UNITS	METHOD	PREPARATION-ANALYSIS DATE	PREP BATCH #
Cyanide, Total	ND	0.010	mg/L	SW846 9012A	07/12/07	7193403
		Dilution Factor: 1		MDL.....: 0.0034		
Nitrocellulose	ND	0.50	mg/L	MCAWW 353.2	07/17-07/20/07	7198408
		Dilution Factor: 1		MDL.....: 0.12		

Environmental Quality Mgt., Inc.

Client Sample ID: FWGLL1mw-078C-0484-GW

General Chemistry

Lot-Sample #...: A7G100102-020 **Work Order #...:** J2JMQ **Matrix.....:** WG
Date Sampled...: 07/09/07 16:55 **Date Received..:** 07/10/07

PARAMETER	RESULT	RL	UNITS	METHOD	PREPARATION-ANALYSIS DATE	PREP BATCH #
Cyanide, Total	ND	0.010	mg/L	SW846 9012A	07/12/07	7193403
		Dilution Factor: 1		MDL.....: 0.0034		
Nitrocellulose	ND	0.50	mg/L	MCAWW 353.2	07/17-07/20/07	7198408
		Dilution Factor: 1		MDL.....: 0.12		

Severn Trent Laboratory, North Canton
Cyanide Reagent Sheet

Date: 7/12/2007

Analyst: MFG/RN

	Reagent Name	Reagent Number
	Sulfamic Acid	WR70652
	Magnesium Chloride	WR70663
	NaOH	WR70398
	Ottawa Sand	WR70439
	H2SO4	WR70606
	Chloromine T	EST LOT 1008828
	Phosphate Buffer	EST LOT 1009757
	Pyridine Barbituric Acid	EST LOT 1008804
A	Calcium Hypochlorite	WR70765
A	Ascorbic Acid	WR70220
F	Zinc Acetate	WR70653
F	Sodium Acetate	WR70568
F	Methyl Red	WR70777

Cadmium carbonate: Sigma-Aldrich batch # 0306PB exp: 11/10/08

Conc.	Standard #	prep date
10 ppm p	CY7155	7/6/2007
10 ppm s	CY7156	
1 ppm s	CY7160	
ICV 0.1	CY7161	
MRL .005	CY7159	
Cal 0.2	CY7157	
CCV 0.1	CY7158	

LCS ERA LOT P138-502 TV= 0.370 mg/L, 18.5 mg/kg
LCS 2 ml 1ppm s + 50 ml .25 N NaOH
tv=0.04 mg/L or 2.0 mg/kg
MS/MSD: 2 ml 1ppm s. + 50 ML SAMPLE Tv= .04 mg/L
1g Sample + 50 ml DI tv=2.0 mg/kg

Result Report | AquaKem 6.5 | Page: 1

STL-Canton
Konelab 250

Date : 2007-07-12
Time : 14.29

7193403

Test: Cyanide
Unit: mg/l

Sample ID:	Result	Resp.	Dilut	Man.dilut	Date and Time
CCV-CN	0.0980	0.093			2007-07-12 13.41
CCB-CN	-0.0033 ✓	0.005			2007-07-12 13.41
ICV CN- 0.1	0.1051 ✓	0.099	105%		2007-07-12 13.41
ICB CN-	-0.0034 ✓	0.005			2007-07-12 13.41
MRL INIT .005	0.0015	0.009	30%		2007-07-12 13.41
CCV-CN 0.1	0.1019	0.096	101.9%		2007-07-12 13.43
CCB-CN	-0.0035	0.005			2007-07-12 13.43
CCV-CN 0.1	0.0980	0.093	98%		2007-07-12 14.05
CCB-CN	-0.0032	0.005			2007-07-12 14.05
J2JMM	-0.0014	0.007			2007-07-12 14.05
J2JMO	-0.0024	0.006			2007-07-12 14.05
BLK	-0.0031 ✓	0.005			2007-07-12 14.05
CCV-CN 0.1	0.1029	0.097	102.9%		2007-07-12 14.07
CCB-CN	-0.0034	0.005			2007-07-12 14.07
J2JL1	-0.0012	0.007			2007-07-12 14.18
J2JL3	-0.0020	0.006			2007-07-12 14.18
J1JL5	-0.0012	0.007			2007-07-12 14.18
J2JL7	-0.0015	0.007			2007-07-12 14.18
J2JMA	-0.0016	0.007			2007-07-12 14.18
CCV-CN 0.1	0.0965	0.092	96.5%		2007-07-12 14.18
CCB-CN	-0.0030	0.005			2007-07-12 14.18
J2JMA MSD	0.0390	0.042			2007-07-12 14.18
J2JMD	-0.0020	0.006			2007-07-12 14.18
J2JMG	-0.0013	0.007			2007-07-12 14.18
J2JMK	-0.0008	0.007			2007-07-12 14.18
LCS	0.3627 ✓	0.039	1+9.0	TV = 0.370	2007-07-12 14.21
CCV-CN 0.1	0.1040	0.098	104.%		2007-07-12 14.22
CCB-CN	-0.0035	0.005			2007-07-12 14.22
J2JMA MS	0.0400	0.043			2007-07-12 14.24
2X MDL 0.0182	0.0150 82%	0.021 ✓			2007-07-12 14.24
CCV-CN 0.1	0.1045	0.099	104.5%		2007-07-12 14.25
CCB-CN	-0.0032	0.005			2007-07-12 14.25

MDL = 0.0091

2X MDL = 0.0182

TestAmerica North Canton

Severn Trent
Sacramento Laboratory

NITROCELLULOSE

(SOP # SAC-WC-0050, Rev.0)

ANALYST LHERNANDEZ
CHECKED BY JOR
BATCH NO. 7198408

DATE 07/20/07 13:20
DATE 7-24-07
Inst ID: FS4

METHOD NO. 353.2
PROJECT NO. A7G030401, A7G100102

FILE 072007A

RL = 0.5 mg/L

	Lab ID	Time	Standard Conc. mg/L	Cup #	Sample Aliquot gram	Sample Aliquot mL	Extract Volume mL	Dilution	Height	$NO_3 + NO_2$ Raw Result	Nitrocellulose mg/L	Nitrocellulose ug/g	Recovery	Check
											Slope = 1.6933E+05			
											Intercept = 8.4035E+02			
											Correlation = 0.999984			
											%Nitrocellulose Assay = 0.111			
1	Cal 0	11:29	0	0					-45.1203	-0.005229				
2	Cal 1	11:31	0.05	102					8879.877	0.047478				
3	Cal 2	11:33	0.2	103					35186.48	0.202835				
4	Cal 3	11:35	0.4	104					69055.73	0.402854				
5	Cal 4	11:37	1	105					171137	1.005707				
6	Cal 5	11:39	2	106					338884	1.996355				
7	Blank	11:41		0				1	402.7758	-0.002584				
8	ICV 1PPM NO	11:43	1	107				1	170296.4	1.000742			100.1%	
9	MRL 0.05PPM	11:45	0.05	102				1	9406.489	0.050588			101.2%	
10	NO2 1PPM	11:47	1	108				1	173810.1	1.021493			102.1%	
11	NO3 1PPM	11:49	1	109				1	166002.4	0.975383			97.5%	
12	blank	11:51		0				1	59.90153	-0.004609				
13	Baseline	11:53		0				1	0	-0.004963				
14	MB 7198408	11:55		201		100	40	1	2589.572	0.010330	0.037	ND		< RL
15	LCS 7198408	11:57	2.012	202		100	40	1	62093.55	0.361738	1.3		64.6%	
16	A7G030401-1	11:59		203		100	40	1	3416.138	0.015212	0.055	ND		< RL
17	A7G030401-2	12:01		204		100	40	1	5217.234	0.025848	0.093	ND		< RL
18	A7G030401-3	12:03		205		100	40	1	4314.135	0.020515	0.074	ND		< RL
19	A7G100102-1	12:05		206		100	40	1	2752.308	0.011291	0.041	ND		< RL
20	A7G100102-3	12:07		207		100	40	1	6302.388	0.032257	0.12	✓		< RL
21	A7G100102-5	12:09		208		100	40	1	4201.124	0.019847	0.072	ND		< RL
22	A7G100102-7	12:11		209		100	40	1	4241.032	0.020083	0.072	ND		< RL
23	MRL 0.05PPM	12:13	0.05	102				1	8878.44	0.047470			94.9%	
24	CCV Cal 4	12:15	1	105				1	169771.9	0.997644			99.8%	
25	Blank	12:17		0				1	-10.9314	-0.005027				
26	Baseline	12:19		0				1	0	-0.004963				
27	A7G100102-9	12:21		210		100	40	1	2925.09	0.012312	0.044	ND		< RL
28	A7G100102-9S	12:23	2.012	211		100	40	1	26426.66	0.151103	0.54		26.8%	
29	A7G100102-9D	12:25	2.012	212		100	40	1	32382.87	0.186278	0.67		33.3%	
30	A7G100102-11	12:27		213		100	40	1	6444.666	0.033097	0.12	✓		< RL
31	A7G100102-13	12:29		214		100	40	1	2984.821	0.012664	0.046	ND		< RL
32	A7G100102-16	12:31		215		100	40	1	3243.656	0.014193	0.051	ND		< RL
33	A7G100102-18	12:33		216		100	40	1	2584.054	0.010298	0.037	ND		< RL
34	A7G100102-20	12:35		217		100	40	1	3544.35	0.015969	0.058	ND		< RL

J2APT
J2APQ
J2AQA
J2JL1
J2JL3
J2JL5
J2JL7

J2JMA
↓
J2JMD
J2JMG
J2JMK
J2JMM
J2JMQ

Nitrocellulose = (NO3 + NO2) * Prep Factor / 0.111

3035

Severn Trent
Sacramento Laboratory

NITROCELLULOSE

(SOP # SAC-WC-0050, Rev.0)

ANALYST LHERNANDEZ
CHECKED BY JOC
BATCH NO. 7198408

DATE 07/20/07 13:20
DATE 7-24-07

METHOD NO. 353.2
PROJECT NO. A7G030401, A7G100102

FILE 072007A

	Lab ID	Time	Standard Conc. mg/L	Cup #	Sample Aliquot gram	Sample Aliquot mL	Extract Volume mL	Dilution	Height	$NO_3 + NO_2$ Raw Result	Nitrocellulose			
35	MRL 0.05PPM	12:37	0.05	102				1	8886.771	0.047519			95.0%	
36	CCV Cal 4	12:39	1	105				1	169394.3	0.995415			99.5%	
37	Blank	12:41		0				1	31.1649	-0.004779				
38	Baseline	12:43		0				1	0	-0.004963				
39	MRL 0.05PPM	12:55	0.05	102				1	8802.261	0.047020			94.0%	
40	CCV Cal 4	12:57	1	105				1	169016.2	0.993182			99.3%	
41	Blank	12:59		0				1	3.383832	-0.004943				
42	Baseline	13:01		0				1	0	-0.004963				
43	LCS 7198408	13:03	2.012	218		100	40	1	61678.54	0.359287	1.29		64.1%	confirmation only
44	MRL 0.05PPM	13:05	0.05	102				1	9067.917	0.048589			97.2%	
45	CCV Cal 4	13:07	1	105				1	170594.9	1.002505			100.3%	
46	Blank	13:09		0				1	38.81871	-0.004734				
47	Baseline	13:11		0				1	0	-0.004963				

Nitrocellulose = (NO3 + NO2) * Prep Factor / 0.111

METHOD BLANK REPORT

General Chemistry

Client Lot #...: A7G100102 **Matrix.....:** WATER

PARAMETER	RESULT	REPORTING LIMIT	UNITS	METHOD	PREPARATION-ANALYSIS DATE	PREP BATCH #
Cyanide, Total		Work Order #: J2QW41AA		MB Lot-Sample #:	A7G120000-403	
	ND	0.010	mg/L	SW846 9012A	07/12/07	7193403
		Dilution Factor: 1				
Nitrocellulose		Work Order #: J22F41AA		MB Lot-Sample #:	G7G170000-408	
	ND	0.50	mg/L	MCAWW 353.2	07/17-07/20/07	7198408
		Dilution Factor: 1				

NOTE(S):

Calculations are performed before rounding to avoid round-off errors in calculated results.

LABORATORY CONTROL SAMPLE EVALUATION REPORT

General Chemistry

Client Lot #...: A7G100102 **Matrix.....:** WATER

PARAMETER	PERCENT RECOVERY	RECOVERY LIMITS	METHOD	PREPARATION-ANALYSIS DATE	PREP BATCH #
Cyanide, Total		Work Order #: J2QW41AC	LCS Lot-Sample#: A7G120000-403		
	98	(69 - 118)	SW846 9012A	07/12/07	7193403
		Dilution Factor: 1			
Nitrocellulose		Work Order #: J22F41AC	LCS Lot-Sample#: G7G170000-408		
	65	(37 - 155)	MCAWW 353.2	07/17-07/20/07	7198408
		Dilution Factor: 1			

NOTE(S):

Calculations are performed before rounding to avoid round-off errors in calculated results.

MATRIX SPIKE SAMPLE EVALUATION REPORT

General Chemistry

Client Lot #...: A7G100102 **Matrix.....:** WG
Date Sampled...: 07/09/07 11:40 **Date Received..:** 07/10/07

PARAMETER	PERCENT RECOVERY	RECOVERY LIMITS	RPD	RPD LIMITS	METHOD	PREPARATION-ANALYSIS DATE	PREP BATCH #
Cyanide, Total		WO#: J2JMA1AM-MS/J2JMA1AN-MSD				MS Lot-Sample #: A7G100102-009	
	100	(42 - 140)			SW846 9012A	07/12/07	7193403
	98	(42 - 140)	2.5	(0-20)	SW846 9012A	07/12/07	7193403
		Dilution Factor: 1					
Nitrocellulose		WO#: J2JMA1AX-MS/J2JMA1A0-MSD				MS Lot-Sample #: A7G100102-009	
	27 N	(37 - 155)			MCAWW 353.2	07/17-07/20/07	7198408
	33 N,*	(37 - 155)	21	(0-15)	MCAWW 353.2	07/17-07/20/07	7198408
		Dilution Factor: 1					

NOTE(S):

Calculations are performed before rounding to avoid round-off errors in calculated results.

N Spiked analyte recovery is outside stated control limits.

* Relative percent difference (RPD) is outside stated control limits.

Matrix Spike / Matrix Spike Duplicate Recovery and RPD Outlier Report

Method Batch : 7198408 **Analysis Method :** 353.2 Modified **Analysis Date :** 07/20/2007

Preparation Batch : 7198408 **Preparation Type :** 3535 **Preparation Date :** 07/17/2007

Lab Reporting Batch : A7G100102 **Lab ID:** STLCAN

Client Sample ID	Lab Sample ID	Matrix	Analyte Name	Reported *		Project Limits (Percent)			
				Percent Recovery	RPD	Rejection Point**	Lower Limit	Upper Limit	RPD
FWGLL4mw-199C-0493-	A7G100102009S	AQ	Nitrocellulose	27		30.00	56.00	120.00	20.00
FWGLL4mw-199C-0493-	A7G100102009D		Nitrocellulose	33	21	30.00	56.00	120.00	20.00

Associated Samples: All samples in Method Batch

Client Sample ID	Lab Sample ID
FWGDA2mw-DET1bR-0476-GW	A7G100102001
FWGEQUIPRinse1-0501-GW	A7G100102007
FWGLL1mw-078C-0484-GW	A7G100102020
FWGLL1mw-083C-0486-GW	A7G100102016
FWGLL1mw-DUP3-0499-GW	A7G100102018
FWGLL2mw-059C-0487-GW	A7G100102003
FWGLL2mw-262C-0488-GW	A7G100102005
FWGLL2mw-263C-0489-GW	A7G100102013
FWGLL4mw-198C-0492-GW	A7G100102011
FWGLL4mw-199C-0493-GW	A7G100102009

* Only those Percent Recovery and/or RPD values outside project limits are listed in this report.
** Metal are also assessed against an upper rejection point of 150 percent for waters and 200 percent for soils and sediments

Project Number and Name: 030240.0005 - Ravenna GW

Environmental Quality Mgt., Inc.

Client Sample ID: FWGDA2mw-DET1bR-0476-GW

Dissolved HPLC

Lot-Sample #...:	A7G100102-001	**Work Order #...:**	J2JL11AJ	**Matrix.....:**	WG
Date Sampled...:	07/09/07 10:50	**Date Received..:**	07/10/07		
Prep Date.....:	07/13/07	**Analysis Date..:**	07/19/07		
Prep Batch #...:	7194473				
Dilution Factor:	1	**Method.....:**	SW846 8330 (Modif		

PARAMETER	RESULT	REPORTING LIMIT	UNITS	MDL
Nitroguanidine	ND	20	ug/L	9.7

Environmental Quality Mgt., Inc.

Client Sample ID: FWGLL2mw-059C-0487-GW

Dissolved HPLC

Lot-Sample #...:	A7G100102-003	**Work Order #...:**	J2JL31AJ	**Matrix.....:**	WG
Date Sampled...:	07/09/07 12:25	**Date Received..:**	07/10/07		
Prep Date.....:	07/13/07	**Analysis Date..:**	07/19/07		
Prep Batch #...:	7194473				
Dilution Factor:	1	**Method.....:**	SW846 8330 (Modif		

PARAMETER	RESULT	REPORTING LIMIT	UNITS	MDL
Nitroguanidine	ND	20	ug/L	9.7

Environmental Quality Mgt., Inc.

Client Sample ID: FWGLL2mw-262C-0488-GW

Dissolved HPLC

Lot-Sample #...:	A7G100102-005	**Work Order #...:**	J2JL51AJ	**Matrix.....:**	WG
Date Sampled...:	07/09/07 14:48	**Date Received..:**	07/10/07		
Prep Date.....:	07/13/07	**Analysis Date..:**	07/19/07		
Prep Batch #...:	7194473				
Dilution Factor:	1	**Method.....:**	SW846 8330 (Modif		

PARAMETER	RESULT	REPORTING LIMIT	UNITS	MDL
Nitroguanidine	ND	20	ug/L	9.7

Environmental Quality Mgt., Inc.

Client Sample ID: FWGEQUIPRinse1-0501-GW

Dissolved HPLC

Lot-Sample #...:	A7G100102-007	**Work Order #...:**	J2JL71AJ	**Matrix.....:**	WQ
Date Sampled...:	07/09/07 15:40	**Date Received..:**	07/10/07		
Prep Date.....:	07/13/07	**Analysis Date..:**	07/20/07		
Prep Batch #...:	7194473				
Dilution Factor:	1	**Method.....:**	SW846 8330 (Modif		

PARAMETER	RESULT	REPORTING LIMIT	UNITS	MDL
Nitroguanidine	ND	20	ug/L	9.7

Environmental Quality Mgt., Inc.

Client Sample ID: FWGLL4mw-199C-0493-GW

Dissolved HPLC

Lot-Sample #...:	A7G100102-009	**Work Order #...:**	J2JMA1A1	**Matrix.....:**	WG
Date Sampled...:	07/09/07 11:40	**Date Received..:**	07/10/07		
Prep Date.....:	07/13/07	**Analysis Date..:**	07/20/07		
Prep Batch #...:	7194473				
Dilution Factor:	1	**Method.....:**	SW846 8330 (Modif		

PARAMETER	RESULT	REPORTING LIMIT	UNITS	MDL
Nitroguanidine	ND	20	ug/L	9.7

Environmental Quality Mgt., Inc.

Client Sample ID: FWGLL4mw-198C-0492-GW

Dissolved HPLC

Lot-Sample #...:	A7G100102-011	**Work Order #...:**	J2JMD1AJ	**Matrix.....:**	WG
Date Sampled...:	07/09/07 14:10	**Date Received..:**	07/10/07		
Prep Date.....:	07/13/07	**Analysis Date..:**	07/20/07		
Prep Batch #...:	7194473				
Dilution Factor:	1	**Method.....:**	SW846 8330 (Modif		

PARAMETER	RESULT	REPORTING LIMIT	UNITS	MDL
Nitroguanidine	ND	20	ug/L	9.7

Environmental Quality Mgt., Inc.

Client Sample ID: FWGLL2mw-263C-0489-GW

Dissolved HPLC

Lot-Sample #...:	A7G100102-013	**Work Order #...:**	J2JMG1AJ	**Matrix.....:**	WG
Date Sampled...:	07/09/07 15:50	**Date Received..:**	07/10/07		
Prep Date.....:	07/13/07	**Analysis Date..:**	07/20/07		
Prep Batch #...:	7194473				
Dilution Factor:	1	**Method.....:**	SW846 8330 (Modif		

PARAMETER	RESULT	REPORTING LIMIT	UNITS	MDL
Nitroguanidine	ND	20	ug/L	9.7

Environmental Quality Mgt., Inc.

Client Sample ID: FWGLL1mw-083C-0486-GW

Dissolved HPLC

Lot-Sample #...: A7G100102-016 Work Order #...: J2JMK1AJ Matrix.....: WG
Date Sampled...: 07/09/07 14:10 Date Received..: 07/10/07
Prep Date.....: 07/13/07 Analysis Date..: 07/20/07
Prep Batch #...: 7194473
Dilution Factor: 1 Method.....: SW846 8330 (Modif

PARAMETER	RESULT	REPORTING LIMIT	UNITS	MDL
Nitroguanidine	ND	20	ug/L	9.7

Environmental Quality Mgt., Inc.

Client Sample ID: FWGLL1mw-DUP3-0499-GW

Dissolved HPLC

Lot-Sample #...: A7G100102-018	**Work Order #...:** J2JMM1AJ	**Matrix.....:** WG	
Date Sampled...: 07/09/07 15:15	**Date Received..:** 07/10/07		
Prep Date.....: 07/13/07	**Analysis Date..:** 07/20/07		
Prep Batch #...: 7194473			
Dilution Factor: 1	**Method.....:** SW846 8330 (Modif		

PARAMETER	RESULT	REPORTING LIMIT	UNITS	MDL
Nitroguanidine	ND	20	ug/L	9.7

Environmental Quality Mgt., Inc.

Client Sample ID: FWGLL1mw-078C-0484-GW

Dissolved HPLC

Lot-Sample #...: A7G100102-020 **Work Order #...:** J2JMQ1AJ **Matrix.....:** WG
Date Sampled...: 07/09/07 16:55 **Date Received..:** 07/10/07
Prep Date.....: 07/13/07 **Analysis Date..:** 07/20/07
Prep Batch #...: 7194473
Dilution Factor: 1 **Method.....:** SW846 8330 (Modif

PARAMETER	RESULT	REPORTING LIMIT	UNITS	MDL
Nitroguanidine	ND	20	ug/L	9.7

****

Varian Star Workstation - RecalcList Fri Jul 20 17:18:52 2007

RecalcList: C:\Star\Sample list\NQ-07.19.2007.RCL

Created: Thu Jul 19 14:16:32 2007
Modified: Fri Jul 20 17:02:57 2007

PDA-1 NQ Analysis 21 July 2007

****

SAC-CC-0010

Line	Sample Type	Sample Name	Data F
1	Verification	PRIMER	nq-7-19-2007=14;26;36-primer.
2	Verification	PRIMER	nq-7-19-2007=14;47;15-primer.
3	Verification	PRIMER	nq-7-19-2007=15;07;55-primer.
4	Verification	PRIMER	nq-7-19-2007=15;28;34-primer.
5	Verification	PRIMER	nq-7-19-2007=15;49;13-primer.
6	Verification	PRIMER	nq-7-19-2007=16;09;52-primer.
7	Analysis	Water blank	nq-7-19-2007=16;30;34-water blank.
8	Verification	E070427E L4 CCV	nq-7-19-2007=16;51;16-e070427e 14 ccv.
9	Analysis	NQ SOIL QC	nq-7-19-2007=17;11;57-nq soil qc.
10	Analysis	G7G110000-244-MB	nq-7-19-2007=17;32;37-g7g110000-244-mb.
11	Analysis	G7G110000-244-LCS	nq-7-19-2007=17;53;16-g7g110000-244-lcs.
12	Analysis	D7G030321-1	nq-7-19-2007=18;13;54-d7g030321-1.
13	Analysis	D7G030321-2	nq-7-19-2007=18;34;34-d7g030321-2.
14	Analysis	D7G030321-2MS	nq-7-19-2007=18;55;13-d7g030321-2ms.
15	Analysis	D7G030321-2MSD	nq-7-19-2007=19;15;52-d7g030321-2msd.
16	Analysis	D7G030321-3	nq-7-19-2007=19;36;30-d7g030321-3.
17	Analysis	D7G030321-4	nq-7-19-2007=19;57;08-d7g030321-4.
18	Analysis	D7G030321-5	nq-7-19-2007=20;17;47-d7g030321-5.
19	Verification	E070427F L5 CCV	nq-7-19-2007=20;38;33-e070427f 15 ccv.
20	Verification	E070427B L1 CCV	nq-7-19-2007=20;59;12-e070427b 11 ccv.
21	Analysis	G7G130000-473-MB	nq-7-19-2007=21;19;52-g7g130000-473-mb.
22	Analysis	G7G130000-473-LCS	nq-7-19-2007=21;40;32-g7g130000-473-lcs.
23	Analysis	A7G030401-1	nq-7-19-2007=22;01;10-a7g030401-1.
24	Analysis	A7G030401-2	nq-7-19-2007=22;21;48-a7g030401-2.
25	Analysis	A7G030401-3	nq-7-19-2007=22;42;28-a7g030401-3.
26	Analysis	A7G100102-1	nq-7-19-2007=23;03;06-a7g100102-1.
27	Analysis	A7G100102-3	nq-7-19-2007=23;23;46-a7g100102-3.
28	Analysis	A7G100102-5	nq-7-19-2007=23;44;25-a7g100102-5.
29	Analysis	A7G100102-7	nq-7-20-2007=00;05;05-a7g100102-7.
30	Verification	E070427E L4 CCV	nq-7-20-2007=00;25;50-e070427e 14 ccv.
31	Verification	E070427B L1 CCV	nq-7-20-2007=00;46;28-e070427b 11 ccv.
32	Analysis	A7G100102-9	nq-7-20-2007=01;07;07-a7g100102-9.
33	Analysis	A7G100102-9MS	nq-7-20-2007=01;27;47-a7g100102-9ms.
34	Analysis	A7G100102-9MSD	nq-7-20-2007=01;48;27-a7g100102-9msd.
35	Analysis	A7G100102-11	nq-7-20-2007=02;09;06-a7g100102-11.
36	Analysis	A7G100102-13	nq-7-20-2007=02;29;46-a7g100102-13.
37	Analysis	A7G100102-16	nq-7-20-2007=02;50;24-a7g100102-16.
38	Analysis	A7G100102-18	nq-7-20-2007=03;11;04-a7g100102-18.
39	Analysis	A7G100102-20	nq-7-20-2007=03;31;43-a7g100102-20.
40	Verification	E070427E L4 CCV	nq-7-20-2007=03;52;27-e070427e 14 ccv.
41	Verification	E070427B L1 CCV	nq-7-20-2007=04;13;08-e070427b 11 ccv.
42	Analysis	G7G160000-402-MB	nq-7-20-2007=04;33;49-g7g160000-402-mb.
43	Analysis	G7G160000-402-LCS	nq-7-20-2007=04;54;29-g7g160000-402-lcs.
44	Analysis	A7G110101-1	nq-7-20-2007=05;15;08-a7g110101-1.
45	Analysis	A7G110101-3	nq-7-20-2007=05;35;46-a7g110101-3.
46	Analysis	A7G110101-5	nq-7-20-2007=05;56;26-a7g110101-5.
47	Analysis	A7G110101-6	nq-7-20-2007=06;17;05-a7g110101-6.
48	Analysis	A7G110101-9	nq-7-20-2007=06;37;44-a7g110101-9.
49	Analysis	A7G110101-12	nq-7-20-2007=06;58;22-a7g110101-12.
50	Analysis	A7G110101-12MS	nq-7-20-2007=07;19;02-a7g110101-12ms.
51	Analysis	A7G110101-12MSD	nq-7-20-2007=07;39;41-a7g110101-12msd.
52	Verification	E070427E L4 CCV	nq-7-20-2007=08;00;23-e070427e 14 ccv.
53	Verification	E070427B L1 CCV	nq-7-20-2007=08;21;02-e070427b 11 ccv.
54	Analysis	A7G110101-14	nq-7-20-2007=08;41;43-a7g110101-14.
55	Analysis	A7G110101-16	nq-7-20-2007=09;02;21-a7g110101-16.
56	Analysis	A7G110101-18	nq-7-20-2007=09;23;01-a7g110101-18.
57	Analysis	A7G110101-21	nq-7-20-2007=09;43;41-a7g110101-21.
58	Analysis	A7G110101-23	nq-7-20-2007=10;04;22-a7g110101-23.
59	Analysis	A7G110101-25	nq-7-20-2007=10;25;03-a7g110101-25.
60	Analysis	A7G110101-27	nq-7-20-2007=10;45;44-a7g110101-27.
61	Analysis	G7G170000-413-MB	nq-7-20-2007=11;06;26-g7g170000-413-mb.
62	Analysis	G7G170000-413-LCS	nq-7-20-2007=11;27;06-g7g170000-413-lcs.
63	Verification	E070427E L4 CCV	nq-7-20-2007=11;47;49-e070427e 14 ccv.
64	Verification	E070427B L1 CCV	nq-7-20-2007=12;08;30-e070427b 11 ccv.
65	Analysis	A7G120309-1	nq-7-20-2007=12;29;11-a7g120309-1.
66	Analysis	A7G120309-1MS	nq-7-20-2007=12;49;51-a7g120309-1ms.
67	Analysis	A7G120309-1MSD	nq-7-20-2007=13;10;32-a7g120309-1msd.
68	Analysis	A7G120309-3	nq-7-20-2007=13;31;13-a7g120309-3.

69	Analysis	A7G120309-6	nq-7-20-2007=13;51;54-a7g120309-6.
70	Analysis	A7G120309-9	nq-7-20-2007=14;12;33-a7g120309-9.
71	Analysis	A7G120309-10	nq-7-20-2007=14;33;14-a7g120309-10.
72	Analysis	A7G120309-12	nq-7-20-2007=14;53;53-a7g120309-12.
73	Analysis	A7G120309-15	nq-7-20-2007=15;14;33-a7g120309-15.
74	Analysis	A7G120309-17	nq-7-20-2007=15;35;15-a7g120309-17.
75	Verification	E070427E L4 CCV	nq-7-20-2007=15;55;57-e070427e l4 ccv.
76	Verification	E070427B L1 CCV	nq-7-20-2007=16;16;37-e070427b l1 ccv.
77	Analysis	END RUN	nq-7-20-2007=16;52;52-end run.

page 45

METHOD BLANK REPORT

HPLC

Client Lot #...: A7G100102 **Work Order #...:** J2V801AA **Matrix.....:** WATER
MB Lot-Sample #: G7G130000-473

Prep Date.....: 07/13/07
Analysis Date..: 07/19/07 **Prep Batch #...:** 7194473
Dilution Factor: 1

PARAMETER	RESULT	REPORTING LIMIT	UNITS	METHOD
Nitroguanidine	ND	20	ug/L	SW846 8330 (Modif

NOTE(S):

Calculations are performed before rounding to avoid round-off errors in calculated results.

LABORATORY CONTROL SAMPLE EVALUATION REPORT

HPLC

Client Lot #...: A7G100102 Work Order #...: J2V801AC Matrix.....: WATER
LCS Lot-Sample#: G7G130000-473
Prep Date.....: 07/13/07 Analysis Date..: 07/19/07
Prep Batch #...: 7194473
Dilution Factor: 1

PARAMETER	PERCENT RECOVERY	RECOVERY LIMITS	METHOD
Nitroguanidine	**111**	**(84 - 123)**	**SW846 8330 (Modified**

NOTE(S):

Calculations are performed before rounding to avoid round-off errors in calculated results.

Bold print denotes control parameters

MATRIX SPIKE SAMPLE EVALUATION REPORT

HPLC

Client Lot #...: A7G100102 **Work Order #...:** J2JMA1A2-MS **Matrix.....:** WG
MS Lot-Sample #: A7G100102-009 J2JMA1A3-MSD
Date Sampled...: 07/09/07 11:40 **Date Received..:** 07/10/07
Prep Date.....: 07/13/07 **Analysis Date..:** 07/20/07
Prep Batch #...: 7194473
Dilution Factor: 1

PARAMETER	PERCENT RECOVERY	RECOVERY LIMITS	RPD	RPD LIMITS	METHOD
Nitroguanidine	107	(84 - 123)			SW846 8330 (Modified
	107	(84 - 123)	0.23	(0-15)	SW846 8330 (Modified

NOTE(S):

Calculations are performed before rounding to avoid round-off errors in calculated results.

Bold print denotes control parameters

QC Outlier Report: Equipment Blank

Lab Reporting Batch : A7G100102
Method/Preparation Batch : 7192018 / 7192018
Client Sample ID : FWGEQUIPRinse1-0501-GW
Lab Sample ID : A7G100102007

Lab ID: STLCAN
Analysis Date : 07/13/2007
Preparation Date : 07/11/2007
Preparation Type : 3005A

Analysis Method : 6010B

Calcium	Result	Reporting Limit	Units	Lab Qual	Comments
Equipment Blank Result:	744	1000	ug/L	B J	

Calcium contamination found in the equipment blank did not qualify any samples.

Manganese	Result	Reporting Limit	Units	Lab Qual	Comments
Equipment Blank Result:	0.73	10.0	ug/L	B J	

Manganese contamination found in the equipment blank did not qualify any samples.

Potassium	Result	Reporting Limit	Units	Lab Qual	Comments
Equipment Blank Result:	165	1000	ug/L	B J	

~~MB~~ EB result less than 1/2 MRL; no qualification [illegible] 8/31

Potassium was qualified due to equipment blank contamination in the following associated samples:

Client Sample ID	Lab Sample ID	Dilution	Result	Lab Qual	Result Unit
FWGLL2mw-059C-0487-GF	A7G100102004	1	703	B J	ug/L
FWGLL2mw-263C-0489-GF	A7G100102014	1	567	B J	ug/L

2-Butanone	Result	Reporting Limit	Units	Lab Qual	Comments
Equipment Blank Result:	1.2	10	ug/L	J	Common Contaminant

2-Butanone contamination found in the equipment blank did not qualify any samples.

Acetone	Result	Reporting Limit	Units	Lab Qual	Comments
Equipment Blank Result:	1.3	10	ug/L	J	Common Contaminant

Acetone contamination found in the equipment blank did not qualify any samples.

Toluene	Result	Reporting Limit	Units	Lab Qual	Comments
Equipment Blank Result:	0.24	1.0	ug/L	J	Common Contaminant

Toluene contamination found in the equipment blank did not qualify any samples.

RDX	Result	Reporting Limit	Units	Lab Qual	Comments
Equipment Blank Result:	0.062	0.098	ug/L	J	

QC Outlier Report: Equipment Blank

Lab Reporting Batch : A7G100102
Lab ID: STLCAN
Method/Preparation Batch : 7194377 / 7194377
Analysis Date : 07/20/2007
Client Sample ID : FWGEQUIPRinse1-0501-GW
Preparation Date : 07/13/2007
Lab Sample ID : A7G100102007
Preparation Type : 3535

Analysis Method : 8330

RDX was qualified due to equipment blank contamination in the following associated samples:

Client Sample ID	Lab Sample ID	Dilution	Result	Lab Qual	Result Unit
FWGLL1mw-DUP3-0499-GW	A7G100102018	5	0.23	J	ug/L
FWGLL2mw-059C-0487-GW	A7G100102003	1	0.10		ug/L

Reporting Limits Outlier Report (detected results reported below the reporting limit)

Lab Report Batch: A7G100102 **Lab ID:** STLCAN

Client Sample ID	Lab Sample ID	Analysis Method	Matrix	Analyte Name	Lab Qualifier	Result	EDD Reporting Limit	Units
FWGDA2mw-DET1bR-04	A7G100102002	6020	AQ	Antimony	B J	0.34	2.0	ug/L
				Thallium	B J	0.026	1.0	ug/L
FWGDA2mw-DET1bR-04	A7G100102001	8270C		bis(2-Ethylhexyl) phthalate	J	5.3	10	ug/L
FWGEQUIPRinse1-0501-	A7G100102007	6010B		Calcium	B J	744	1000	ug/L
				Manganese	B J	0.73	10.0	ug/L
				Potassium	B J	165	1000	ug/L
		8260B		2-Butanone	J	1.2	10	ug/L
				Acetone	J	1.3	10	ug/L
				Toluene	J	0.24	1.0	ug/L
		8330		RDX	J	0.062	0.098	ug/L
FWGLL1mw-078C-0484-G	A7G100102021	6010B		Barium	B	6.4	10.0	ug/L
				Nickel	B	3.7	10.0	ug/L
		6020		Aluminum	B	18.8	50.0	ug/L
				Thallium	B J	0.077	1.0	ug/L
				Zinc	B J	6.2	10.0	ug/L
FWGLL1mw-078C-0484-G	A7G100102020	8270C		bis(2-Ethylhexyl) phthalate	J	0.96	10	ug/L
		8330		Pentaerythritol Tetranitrate (PETN)	J	0.40	0.63	ug/L
				TETRYL	J	0.060	0.097	ug/L
FWGLL1mw-083C-0486-G	A7G100102017	6020		Beryllium	B	0.26	1.0	ug/L
				Cadmium	B	0.31	0.50	ug/L
				Thallium	B J	0.072	1.0	ug/L
FWGLL1mw-083C-0486-G	A7G100102016	8270C		2,4-Dinitrotoluene	J	2.1	5.0	ug/L
		8330		HMX	J	0.20	0.49	ug/L
FWGLL1mw-DUP3-0499-	A7G100102019	6020		Beryllium	B	0.30	1.0	ug/L
				Cadmium	B	0.32	0.50	ug/L
				Thallium	B J	0.081	1.0	ug/L
FWGLL1mw-DUP3-0499-	A7G100102018	8270C		2,4-Dinitrotoluene	J	2.0	5.0	ug/L
		8330		HMX	J	0.20	0.50	ug/L
				RDX	J	0.23	0.50	ug/L
FWGLL2mw-059C-0487-G	A7G100102004	6010B		Cobalt	B	3.7	5.0	ug/L
				Nickel	B	4.5	10.0	ug/L
				Potassium	B J	703	1000	ug/L
		6020		Antimony	B J	0.16	2.0	ug/L
				Thallium	B J	0.048	1.0	ug/L
				Zinc	B J	3.2	10.0	ug/L
FWGLL2mw-059C-0487-G	A7G100102003	353.2 Modified		Nitrocellulose	B	0.12	0.50	mg/L

Reporting Limits Outlier Report (detected results reported below the reporting limit)

Lab Report Batch: A7G100102 **Lab ID:** STLCAN

Client Sample ID	Lab Sample ID	Analysis Method	Matrix	Analyte Name	Lab Qualifier	Result	EDD Reporting Limit	Units
FWGLL2mw-059C-0487-G	A7G100102003	8081A	AQ	beta-BHC	J	0.0084	0.030	ug/L
		8270C		bis(2-Ethylhexyl) phthalate	J	1.3	10	ug/L
		8330		1,3-Dinitrobenzene	J	0.070	0.10	ug/L
FWGLL2mw-262C-0488-G	A7G100102006	6010B		Cobalt	B	1.6	5.0	ug/L
		6020		Antimony	B J	0.087	2.0	ug/L
				Thallium	B J	0.026	1.0	ug/L
				Zinc	B J	3.1	10.0	ug/L
FWGLL2mw-263C-0489-G	A7G100102014	6010B		Cobalt	B	2.3	5.0	ug/L
				Nickel	B	4.9	10.0	ug/L
				Potassium	B J	567	1000	ug/L
		6020		Antimony	B J	0.066	2.0	ug/L
FWGLL4mw-198C-0492-G	A7G100102012	6010B		Cobalt	B	1.6	5.0	ug/L
				Copper	B	2.5	5.0	ug/L
				Vanadium	B	3.3	10.0	ug/L
		6020		Antimony	B J	0.11	2.0	ug/L
				Thallium	B J	0.11	1.0	ug/L
FWGLL4mw-198C-0492-G	A7G100102011	353.2 Modified		Nitrocellulose	B	0.12	0.50	mg/L
		8330		Pentaerythritol Tetranitrate (PETN)	J	0.32	0.67	ug/L
FWGLL4mw-199C-0493-G	A7G100102010	6020		Zinc	B J	3.8	10.0	ug/L
FWGLL4mw-199C-0493-G	A7G100102009	8260B		Chloromethane	J	0.38	1.0	ug/L

QC Outlier Report: Non-Qualified Outliers for Reporting Limits
(Sample is non-detect but reported result exceeds project requirements for reporting limit)

Lab Report Batch: A7G100102 **Lab ID:** STLCAN

Client Sample ID	Lab Sample ID	Analysis Method	Matrix	Analyte Name	Lab Qualifier	Result	Reporting Limit Criteria*	Units
FWGDA2mw-DET1bR-04	A7G100102001	8330	AQ	2-Nitrotoluene	U	0.50	0.20	ug/L
				3-Nitrotoluene	U	0.50	0.20	ug/L
				4-Nitrotoluene	U	0.50	0.20	ug/L
FWGEQUIPRinse1-0501-	A7G100102007	6010B	AQ	Magnesium	U	1000	100.00	ug/L
				Sodium	U	1000	200.00	ug/L
		8330		2-Nitrotoluene	U	0.49	0.20	ug/L
				3-Nitrotoluene	U	0.49	0.20	ug/L
				4-Nitrotoluene	U	0.49	0.20	ug/L
FWGLL1mw-078C-0484-G	A7G100102020	8330	AQ	2-Nitrotoluene	U	0.48	0.19	ug/L
				3-Nitrotoluene	U	0.48	0.19	ug/L
				4-Nitrotoluene	U	0.48	0.19	ug/L
FWGLL1mw-083C-0486-G	A7G100102016	8330	AQ	2-Nitrotoluene	U	2.4	0.98	ug/L
				3-Nitrotoluene	U	2.4	0.98	ug/L
				4-Nitrotoluene	U	2.4	0.98	ug/L
FWGLL1mw-DUP3-0499-	A7G100102018	8330	AQ	2-Nitrotoluene	U	2.5	1.00	ug/L
				3-Nitrotoluene	U	2.5	1.00	ug/L
				4-Nitrotoluene	U	2.5	1.00	ug/L
FWGLL2mw-059C-0487-G	A7G100102003	8330	AQ	2-Nitrotoluene	U	0.50	0.20	ug/L
				3-Nitrotoluene	U	0.50	0.20	ug/L
				4-Nitrotoluene	U	0.50	0.20	ug/L
FWGLL2mw-262C-0488-G	A7G100102005	8330	AQ	2-Nitrotoluene	U	0.50	0.20	ug/L
				3-Nitrotoluene	U	0.50	0.20	ug/L
				4-Nitrotoluene	U	0.50	0.20	ug/L
FWGLL2mw-263C-0489-G	A7G100102013	8330	AQ	2,4-Dinitrotoluene	U	0.11	0.11	ug/L
				2,6-Dinitrotoluene	U	0.11	0.11	ug/L
				2-Nitrotoluene	U	0.54	0.21	ug/L
				3-Nitrotoluene	U	0.54	0.21	ug/L
				4-Nitrotoluene	U	0.54	0.21	ug/L

* Reporting Limit Criteria = (Dilution Factor) * (Reporting Limit from the reference project library) * (Percent Moisture Correction)
Percent Moisture Correction:
Soil: 100 / (100 - Percent Moisture)
Water: 1

Project Number and Name: **030240.0005 - Ravenna GW**

QC Outlier Report: Non-Qualified Outliers for Reporting Limits
(Sample is non-detect but reported result exceeds project requirements for reporting limit)

Lab Report Batch: A7G100102 **Lab ID:** STLCAN

Client Sample ID	Lab Sample ID	Analysis Method	Matrix	Analyte Name	Lab Qualifier	Result	Reporting Limit Criteria*	Units
FWGLL4mw-198C-0492-G	A7G100102011	8330	AQ	2-Nitrotoluene	U	0.52	0.21	ug/L
				3-Nitrotoluene	U	0.52	0.21	ug/L
				4-Nitrotoluene	U	0.52	0.21	ug/L
FWGLL4mw-199C-0493-G	A7G100102009	8330	AQ	2,4-Dinitrotoluene	U	0.11	0.11	ug/L
				2,6-Dinitrotoluene	U	0.11	0.11	ug/L
				2-Nitrotoluene	U	0.53	0.21	ug/L
				3-Nitrotoluene	U	0.53	0.21	ug/L
				4-Nitrotoluene	U	0.53	0.21	ug/L

* Reporting Limit Criteria = (Dilution Factor) * (Reporting Limit from the reference project library) * (Percent Moisture Correction)
Percent Moisture Correction:
Soil: 100 / (100 - Percent Moisture)
Water: 1

Project Number and Name: **030240.0005 - Ravenna GW**

Technical Completeness Report

Project No. / Name : *030240.0005 / Ravenna GW*

Analytical Method	Total Number of Analytes	Number of Rejects	Percent Completeness
353.2 Modified	10	8	20.0
6010B	150	10	93.3
6020	70	0	100.0
7470A	10	0	100.0
8081A	210	0	100.0
8082	70	0	100.0
8260B	507	37	92.7
8270C	660	28	95.8
8330	160	17	89.4
9012A	10	0	100.0
SW8330 Modified	10	0	100.0
Total	***1867***	***100***	***94.6***

Note:

$$\text{Percent Completeness} = \frac{\text{Number of Useable Results}}{\text{Number of Reported Results}} * 100\ \%$$

[Useable results are qualified but not Rejected data]

Data Verification Summary

Site: Ravenna Army Ammunition Plant
Sampling Event: July 2007
STL Sample Delivery Group: A7G110101
COC#: 117202, 117203, 117204

Date: September 6, 2007
Revision: 0

Data Validator: Heather Medley/Environmental Quality Management, Inc. (EQM, Inc.)

QA/QC Summary

On July 9 and 10, 2007 the following samples were collected from groundwater-monitoring wells at Ravenna Army Ammunition Plant and analyzed as part of SDG A7G110101.

Field Sample ID	Analytes	Method
FWGCBPmw-007c-0475-GW	VOCs	SW846 8260B
FWGCBPmw-006c-0474-GW	SVOCs	SW846 8270C
FWGBKGmw-012c-0465-GW	Pesticides	SW846 8081A
FWGEQUIPRinse2-0502-GW	PCBs	SW846 8082
FWGLL1mw-080c-0485-GW	Explosives	SW846 8330
FWGBKGmw-008c-0463-GW	Nitroguanidine	SW846 8330 modified
FWGBKGmw-004c-0460-GW	Nitrocellulose	EPA 353.2 modified
FWGBKGmw-021c-0473-GW	Cyanide	SW846 9012A
FWGLL12mw-183c-0482-GW	VOCs	SW846 8260B
FWGLL12mw-186c-0483-GW	SVOCs	SW846 8270C
FWGLL12mw-182c-0481-GW	Pesticides	SW846 8081A
FWGLL12mw-DUP2-0498-GW	PCBs	SW846 8082
FWGLL12mw-153c-0480-GW	Explosives	SW846 8330
	Nitroguanidine	SW846 8330 modified
	Nitrocellulose	EPA 353.2 modified
	Cyanide	SW846 9012A
	Nitrate/Nitrite	EPA 353.2
FWGCBPmw-007c-0475-GF	TAL23 Metals	SW846 6010B/6020/7470A
FWGCBPmw-006c-0474-GF		
FWGBKGmw-012c-0465-GF		
FWGEQUIPRinse2-0502-GW		
FWGLL1mw-080c-0485-GF		
FWGLL12mw-183c-0482-GF		
FWGLL12mw-186c-0483-GF		
FWGBKGmw-008c-0463-GF		
FWGBKGmw-004c-0460-GF		
FWGLL12mw-182c-0481-GF		
FWGLL12mw-DUP2-0498-GF		
FWGLL12mw-153c-0480-GF		
FWGBKGmw-021c-0473-GF		

Data Verification Summary

Site: Ravenna Army Ammunition Plant
Sampling Event: July 2007
STL Sample Delivery Group: A7G110101
COC#: 117202, 117203, 117204

Date: September 6, 2007
Revision: 0

Field Sample ID	Analytes	Method
FWGTrip-Team1	VOCs	SW846 8260B
FWGTeam3-070907		
FWGTrip-Team2		
FWGTeam3-Trip		

The data presented in this report were evaluated according to the *Final Quality Assurance Project Plan Addendum for the Facility-Wide Groundwater Monitoring Program Ravenna Army Ammunition Plant Ravenna, OH, Portage Environmental, September 2004.* The following documents will be used as needed to supplement the project documentation: *Louisville Chemistry Guidelines, USACE, June 2002 version 5, EPA National Functional Guidelines (NFG) for Organic Data Review, EPA-540/R-99-008, October 1999, NFG for Inorganic Data Review, EPA-540/R-04-004, October 2004*, Analytical Methods, and Laboratory Standard Operating Procedures. These objectives represent accuracy and precision performance goals for each analytical method.

Fifteen coolers were received at the lab. The coolers were received within acceptable National Environmental Laboratory Accreditation (NELAC) criteria of 0-6°C.

The completeness objective for the project was 90%. The completeness objective was met for this SDG, 97.3%. Limitations, if any, on the data are indicated with qualifiers detailed below.

SUMMARY OF QUALIFICATIONS AND QC OUTLIERS:

Sample ID	Method	Analyte	Concentration (µg/L)	Flag	Reason
FWGBKGmw-004c-0460-GF	6010B	Chromium	5.0	R	Closing MRL recovered below 65%.
		Manganese	0.98	J	Results were between the MDL and RL.
		Potassium	668	J	
	6020	Aluminum	6.2	J	Result was between the MDL and RL; Closing MRL recovered above 130%.
		Zinc	2.7	J	Result was between the MDL and RL
		Iron	110	BJ	B = Result was less than 5x the MB value; J = Closing MRL recovered above 130%
FWGBKGmw-004c-0460-GW	8081A	Endosulfan I	0.025	UJ	LCS recovered below control limits
	8082	All Aroclors	0.50	UJ	Surrogate recovered below control limits

Data Verification Summary

Site: Ravenna Army Ammunition Plant
Sampling Event: July 2007
STL Sample Delivery Group: A7G110101
COC#: 117202, 117203, 117204

Date: September 6, 2007
Revision: 0

Sample ID	Method	Analyte	Concentration (µg/L)	Flag	Reason
FWGBKGmw-004c-0460-GW	8260B	2-Butanone	10	UJ	CCV %D was below control limits; MS/MSD recovered below control limits;
		2-Hexanone	10	R	Closing MRL check recovered below 60%; CCV %D was below control limits MS/SMD recovered below control limits.
		4-Methyl-2-pentanone	10	UJ	MS/MSD recovered below control limits; CCV %D was below control limits
		Acetone	10	R	MRL Checks recovered below 60%; MS/MSD recovered below control limits;
		Bromomethane	1.0	UJ	ICV %R was below control limits
	8270C RE	2,4,6-Trichlorophenol	5.0	UJ	Hold time exceeded;
		2,4-Dichlorophenol	2.0	UJ	
		2-Chlorophenol	1.0	UJ	
		2-Nitrophenol	2.0	UJ	
		Benzoic acid	10	UJ	
		Hexachlorocyclopentadiene	10	R	Hold time exceeded; LCS recovered below 30%; MS/MSD recovered below control limits
		All other analytes	Various	R	LCS was acceptable in original analysis.
	8270C	2,4,6-Trichlorophenol	5.0	R	LCS recovered below 30%;
		2,4-Dichlorophenol	2.0	R	
		2-Chlorophenol	1.0	R	
		2-Nitrophenol	2.0	R	
		Benzoic acid	10	R	
		Hexachlorocyclopentadiene	10	R	
	9012A	Cyanide	0.0051 mg/L	J	Result was between the MDL and RL
FWGBKGmw-008c-0463-GF	6010B	Chromium	5.0	R	Closing MRL recovered below 65%.

Data Verification Summary

Site: Ravenna Army Ammunition Plant
Sampling Event: July 2007
STL Sample Delivery Group: A7G110101
COC#: 117202, 117203, 117204

Date: September 6, 2007
Revision: 0

Sample ID	Method	Analyte	Concentration (ug/L)	Flag	Reason
FWGBKGmw-008c-0463-GF	6010B	Barium	4.4	J	Results were between the MDL and RL.
		Manganese	0.73	J	
		Potassium	519	J	
	6020	Antimony	0.066	J	
		Iron	98.2	BJ	B = Result was less than 5x the MB value; J = Closing MRL recovered above 130%; Result was between the MDL and RL
FWGBKGmw-008c-0463-GW	8081A	Endosulfan I	0.025	UJ	LCS recovered below control limits
	8260B	2-Butanone	10	UJ	CCV %D was below control limits; MS/MSD recovered below control limits;
		2-Hexanone	10	R	Closing MRL check recovered below 60%; CCV %D was below control limits MS/SMD recovered below control limits.
		4-Methyl-2-pentanone	10	UJ	MS/MSD recovered below control limits; CCV %D was below control limits
		Acetone	10	R	MRL Checks recovered below 60%; MS/MSD recovered below control limits;
		Bromomethane	1.0	UJ	ICV %R was below control limits
	8270C RE	2,4,6-Trichlorophenol	5.0	UJ	Hold time exceeded;
		2,4-Dichlorophenol	2.0	UJ	
		2-Chlorophenol	1.0	UJ	
		2-Nitrophenol	2.0	UJ	
		Benzoic acid	10	UJ	
		Hexachlorocyclopentadiene	10	R	Hold time exceeded; LCS recovered below 30%; MS/MSD recovered below control limits

Data Verification Summary

Site: Ravenna Army Ammunition Plant
Sampling Event: July 2007
STL Sample Delivery Group: A7G110101
COC#: 117202, 117203, 117204

Date: September 6, 2007
Revision: 0

Sample ID	Method	Analyte	Concentration (µg/L)	Flag	Reason
FWGBKGmw-008c-0463-GW	8270C RE	All other analytes	Various	R	LCS was acceptable in original analysis.
	8270C	2,4,6-Trichlorophenol	5.0	R	LCS recovered below 30%;
		2,4-Dichlorophenol	2.0	R	
		2-Chlorophenol	1.0	R	
		2-Nitrophenol	2.0	R	
		Benzoic acid	10	R	
		Hexachlorocyclopentadiene	10	R	
		Bis(2-ethylhexyl)phthalate	3.3	J	Result was between the MDL and RL
FWGBKGmw-012c-0465-GF	6010B	Chromium	5.0	R	Closing MRL recovered below 65%.
		Nickel	2.2	J	Results were between the MDL and RL.
	6020	Antimony	0.13	J	
		Zinc	8.2	J	
		Aluminum	103	J	Closing MRL recovered above 130%;
		Iron	372	J	
FWGBKGmw-012c-0465-GW	8081A	Endosulfan I	0.025	UJ	LCS recovered below control limits
		Beta-BHC	0.017	J	Result was between the MDL and RL
	8082	All Aroclors	0.50	UJ	Surrogate recovered below control limits
	8260B	2-Butanone	10	UJ	CCV %D was below control limits; MS/MSD recovered below control limits;
		2-Hexanone	10	R	Closing MRL check recovered below 60%; CCV %D was below control limits MS/SMD recovered below control limits.
		4-Methyl-2-pentanone	10	UJ	MS/MSD recovered below control limits; CCV %D was below control limits
		Acetone	10	R	MRL Checks recovered below 60%; MS/MSD recovered below control limits;

Data Verification Summary

Site: Ravenna Army Ammunition Plant
Sampling Event: July 2007
STL Sample Delivery Group: A7G110101
COC#: 117202, 117203, 117204

Date: September 6, 2007
Revision: 0

Sample ID	Method	Analyte	Concentration (µg/L)	Flag	Reason
FWGBKGmw-012c-0465-GW	8260B	Benzene	0.54	J	Result was between the MDL and RL
		Bromomethane	1.0	UJ	ICV %R was below control limits
		Toluene	0.45	BJ	B = Result was less than 5x the EB value; J = Result was between the MDL and RL
	8270C RE	2,4,6-Trichlorophenol	5.0	UJ	Hold time exceeded;
		2,4-Dichlorophenol	2.0	UJ	
		2-Chlorophenol	1.0	UJ	
		2-Nitrophenol	2.0	UJ	
		Benzoic acid	10	UJ	
		Hexachlorocyclopentadiene	10	R	Hold time exceeded; LCS recovered below 30%; MS/MSD recovered below control limits
		All other analytes	Various	R	LCS was acceptable in original analysis.
	8270C	2,4,6-Trichlorophenol	5.0	R	LCS recovered below 30%;
		2,4-Dichlorophenol	2.0	R	
		2-Chlorophenol	1.0	R	
		2-Nitrophenol	2.0	R	
		Benzoic acid	10	R	
		Hexachlorocyclopentadiene	10	R	
		Bis(2-ethylhexyl)phthalate	2.4	J	Result was between the MDL and RL
FWGBKGmw-021c-0473-GF	6010B	Chromium	5.0	R	Closing MRL recovered below 65%.
	6020	Antimony	0.070	J	Result was between the MDL and RL
		Iron	285	J	Closing MRL recovered above 130%;
FWGBKGmw-021c-0473-GW	8081A	Endosulfan I	0.025	UJ	LCS recovered below control limits
	8260B	2-Butanone	10	UJ	CCV %D was below control limits; MS/MSD recovered below control limits;

Data Verification Summary

Site: Ravenna Army Ammunition Plant
Sampling Event: July 2007
STL Sample Delivery Group: A7G110101
COC#: 117202, 117203, 117204

Date: September 6, 2007
Revision: 0

Sample ID	Method	Analyte	Concentration (µg/L)	Flag	Reason
FWGBKGmw-021c-0473-GW	8260B	2-Hexanone	10	R	Closing MRL check recovered below 60%; CCV %D was below control limits MS/SMD recovered below control limits.
		4-Methyl-2-pentanone	10	UJ	MS/MSD recovered below control limits; CCV %D was below control limits
		Acetone	10	R	MRL Checks recovered below 60%; MS/MSD recovered below control limits;
		Chloromethane	0.37	J	Result was between the MDL and RL
		Bromomethane	1.0	UJ	ICV %R was below control limits
	8270C RE	2,4,6-Trichlorophenol	5.0	UJ	Hold time exceeded;
		2,4-Dichlorophenol	2.0	UJ	
		2-Chlorophenol	1.0	UJ	
		2-Nitrophenol	2.0	UJ	
		Benzoic acid	10	UJ	
		Hexachlorocyclopentadiene	10	R	Hold time exceeded; LCS recovered below 30%; MS/MSD recovered below control limits
		All other analytes	Various	R	LCS was acceptable in original analysis.
	8270C	2,4,6-Trichlorophenol	5.0	R	LCS recovered below 30%;
		2,4-Dichlorophenol	2.0	R	
		2-Chlorophenol	1.0	R	
		2-Nitrophenol	2.0	R	
		Benzoic acid	10	R	
		Hexachlorocyclopentadiene	10	R	
		Bis(2-ethylhexyl)phthalate	0.88	J	Result was between the MDL and RL
FWGCBPmw-006c-0474-GF	6010B	Chromium	5.0	R	Closing MRL recovered below 65%.
		Nickel	1.7	J	Results were between the MDL and RL
	6020	Antimony	0.13	J	
		Zinc	5.2	J	

Data Verification Summary

Site: Ravenna Army Ammunition Plant
Sampling Event: July 2007
STL Sample Delivery Group: A7G110101
COC#: 117202, 117203, 117204

Date: September 6, 2007
Revision: 0

Sample ID	Method	Analyte	Concentration (µg/L)	Flag	Reason
FWGCBPmw-006c-0474-GF	6020	Iron	900	J	Closing MRL recovered above 130%;
FWGCBPmw-006c-0474-GW	8081A	Endosulfan I	0.025	UJ	LCS recovered below control limits; Surrogate recovery was below control limits.
		All other analytes Except Endosulfan I	Various	UJ	Surrogate recovery was below control limits.
	8082	All Aroclors	0.50	UJ	Surrogate recovered below control limits
	8260B	2-Butanone	10	UJ	CCV %D was below control limits; MS/MSD recovered below control limits;
		2-Hexanone	10	R	Closing MRL check recovered below 60%; CCV %D was below control limits MS/SMD recovered below control limits.
		4-Methyl-2-pentanone	10	UJ	MS/MSD recovered below control limits; CCV %D was below control limits
		Acetone	10	R	MRL Checks recovered below 60%; MS/MSD recovered below control limits;
		Toluene	0.59	BJ	B = Result was less than 5x the EB value; J = Result was between the MDL and RL
		Bromomethane	1.0	UJ	ICV %R was below control limits
	8270C RE	2,4,6-Trichlorophenol	5.0	UJ	Hold time exceeded;
		2,4-Dichlorophenol	2.0	UJ	
		2-Chlorophenol	1.0	UJ	
		2-Nitrophenol	2.0	UJ	
		Benzoic acid	10	UJ	
		Hexachlorocyclopentadiene	10	R	Hold time exceeded; LCS recovered below 30%; MS/MSD recovered below control limits
		All other analytes	Various	R	LCS was acceptable in original analysis.

Data Verification Summary

Site: Ravenna Army Ammunition Plant
Sampling Event: July 2007
STL Sample Delivery Group: A7G110101
COC#: 117202, 117203, 117204

Date: September 6, 2007
Revision: 0

Sample ID	Method	Analyte	Concentration (µg/L)	Flag	Reason
FWGCBPmw-006c-0474-GW	8270C	2,4,6-Trichlorophenol	5.0	R	LCS recovered below 30%;
		2,4-Dichlorophenol	2.0	R	
		2-Chlorophenol	1.0	R	
		2-Nitrophenol	2.0	R	
		Benzoic acid	10	R	
		Hexachlorocyclopentadiene	10	R	
		Bis(2-ethylhexyl)phthalate	2.5	J	Result was between the MDL and RL
FWGCBPmw-007c-0475-GF	6010B	Chromium	5.0	R	Closing MRL recovered below 65%.
		Cobalt	2.1	J	Results were between the MDL and RL
		Nickel	4.4	J	
	6020	Antimony	0.34	J	
		Thallium	0.031	J	
		Zinc	3.2	J	
		Aluminum	40	J	Result was between the MDL and RL; Closing MRL recovered above 130%
		Iron	5940	J	Closing MRL recovered above 130%;
FWGCBPmw-007c-0475-GW	8081A	Endosulfan I	0.025	UJ	LCS recovered below control limits
	8260B	2-Butanone	10	UJ	CCV %D was below control limits; MS/MSD recovered below control limits;
		2-Hexanone	10	R	Closing MRL check recovered below 60%; CCV %D was below control limits MS/SMD recovered below control limits.
		4-Methyl-2-pentanone	10	UJ	MS/MSD recovered below control limits; CCV %D was below control limits
		Acetone	10	R	MRL Checks recovered below 60%; MS/MSD recovered below control limits;
		Bromomethane	1.0	UJ	ICV %R was below control limits

Data Verification Summary

Site: Ravenna Army Ammunition Plant
Sampling Event: July 2007
STL Sample Delivery Group: A7G110101
COC#: 117202, 117203, 117204

Date: September 6, 2007
Revision: 0

Sample ID	Method	Analyte	Concentration (µg/L)	Flag	Reason
FWGCBPmw-007c-0475-GW	8270C RE	2,4,6-Trichlorophenol	5.0	UJ	Hold time exceeded; surrogate recovery was below control limits
		2,4-Dichlorophenol	2.0	UJ	
		2-Chlorophenol	1.0	UJ	
		2-Nitrophenol	2.0	UJ	
		Benzoic acid	10	UJ	
		Hexachlorocyclopentadiene	10	R	Hold time exceeded; LCS recovered below 30%; MS/MSD recovered below control limits
		All other analytes	Various	R	LCS was acceptable in original analysis.
	8270C	2,4,6-Trichlorophenol	5.0	R	LCS recovered below 30%; Surrogate recovery was below control limits.
		2,4-Dichlorophenol	2.0	R	
		2-Chlorophenol	1.0	R	
		2-Nitrophenol	2.0	R	
		Benzoic acid	10	R	
		Hexachlorocyclopentadiene	10	R	LCS recovered below 30%;
		2,4,5-Trichlorophenol	5.0	UJ	Surrogate recovery was below control limits.
		2,4-Dimethylphenol	2.0	UJ	
		2,4-Dinitrophenol	5.0	UJ	
		2-Methylphenol	1.0	UJ	
		4,6-Dinitro-2-methylphenol	5.0	UJ	
		4-Chloro-3-methylphenol	2.0	UJ	
		4-Methylphenol	1.0	UJ	
		4-Nitrophenol	5.0	UJ	
		Benzyl Alcohol	5.0	UJ	
		Pentachlorophenol	5.0	UJ	
		Phenol	1.0	UJ	
		Bis(2-ethylhexyl)phthalate	4.3	J	Result was between the MDL and RL
FWGEQUIPRinse2-0502-GW	8330	2,4,6-TNT	0.092	J	Results were between the MDL and RL
		Nitroglycerin	0.57	J	
		RDX	0.19	J	Second column confirmation RPD > 40%.
	8081A	Endosulfan I	0.025	UJ	LCS recovered below control limits
	8260B	2-Butanone	3.3	J	Results were between the MDL and RL
		Benzene	0.31	J	
		m&p-Xylenes	0.54	J	

Data Verification Summary

Site: Ravenna Army Ammunition Plant
Sampling Event: July 2007
STL Sample Delivery Group: A7G110101
COC#: 117202, 117203, 117204

Date: September 6, 2007
Revision: 0

Sample ID	Method	Analyte	Concentration (µg/L)	Flag	Reason
FWGEQUIPRinse2-0502-GW	8260B	o-Xylene	0.34	J	Results were between the MDL and RL
		Toluene	0.87	J	
		2-Hexanone	10	R	Closing MRL check recovered below 60%; CCV %D was below control limits MS/SMD recovered below control limits.
		4-Methyl-2-pentanone	10	UJ	MS/MSD recovered below control limits; CCV %D was below control limits
		Acetone	7.5	J	MRL Checks recovered below 60%; Result was between the MDL and RL
		Bromomethane	1.0	UJ	ICV %R was below control limits
	8270C RE	2,4,6-Trichlorophenol	5.0	UJ	Hold time exceeded;
		2,4-Dichlorophenol	2.0	UJ	
		2-Chlorophenol	1.0	UJ	
		2-Nitrophenol	2.0	UJ	
		Benzoic acid	10	UJ	
		Hexachlorocyclopentadiene	10	R	Hold time exceeded; LCS recovered below 30%; MS/MSD recovered below control limits
		All other analytes	Various	R	LCS was acceptable in original analysis.
	8270C	2,4,6-Trichlorophenol	5.0	R	LCS recovered below 30%;
		2,4-Dichlorophenol	2.0	R	
		2-Chlorophenol	1.0	R	
		2-Nitrophenol	2.0	R	
		Benzoic acid	10	R	
		Hexachlorocyclopentadiene	10	R	
		Benzyl alcohol	1.5	J	Results were between the MDL and RL
		Bis(2-ethylhexyl)phthalate	3.9	J	
		Di-n-butylphthalate	0.73	J	
	6010B	Chromium	5.0	R	Closing MRL recovered below 65%.
		Calcium	114	J	Results were between the MDL and RL
		Potassium	159	J	

Data Verification Summary

Site: Ravenna Army Ammunition Plant
Sampling Event: July 2007
STL Sample Delivery Group: A7G110101
COC#: 117202, 117203, 117204

Date: September 6, 2007
Revision: 0

Sample ID	Method	Analyte	Concentration (µg/L)	Flag	Reason
FWGEQUIPRinse2-0502-GW	6020	Antimony	0.070	J	Result was between the MDL and RL
FWGLL12mw-153c-0480-GF	6010B	Chromium	5.0	R	Closing MRL recovered below 65%.
	6020	Antimony	0.096	J	Results were between the MDL and RL
		Zinc	4.6	J	
		Iron	4810	J	Closing MRL recovered above 130%;
FWGLL12mw-153c-0480-GW	8081A	Endosulfan I	0.025	UJ	LCS recovered below control limits; Surrogate recovery was below control limits.
		All other analytes Except Endosulfan I	Various	UJ	Surrogate recovery was below control limits.
	8082	All Aroclors	0.50	UJ	Surrogate recovered below control limits
	8260B	2-Butanone	10	UJ	CCV %D was below control limits; MS/MSD recovered below control limits;
		2-Hexanone	10	R	Closing MRL check recovered below 60%; CCV %D was below control limits MS/SMD recovered below control limits.
		4-Methyl-2-pentanone	10	UJ	MS/MSD recovered below control limits; CCV %D was below control limits
		Acetone	10	R	MRL Checks recovered below 60%; MS/MSD recovered below control limits;
		Bromomethane	1.0	UJ	ICV %R was below control limits
	8270C RE	2,4,6-Trichlorophenol	5.0	UJ	Hold time exceeded;
		2,4-Dichlorophenol	2.0	UJ	
		2-Chlorophenol	1.0	UJ	
		2-Nitrophenol	2.0	UJ	
		Benzoic acid	10	UJ	

Data Verification Summary

Site: Ravenna Army Ammunition Plant
Sampling Event: July 2007
STL Sample Delivery Group: A7G110101
COC#: 117202, 117203, 117204

Date: September 6, 2007
Revision: 0

Sample ID	Method	Analyte	Concentration (µg/L)	Flag	Reason
FWGLL12mw-153c-0480-GW	8270C RE	Hexachlorocyclopentadiene	10	R	Hold time exceeded; LCS recovered below 30%; MS/MSD recovered below control limits
		All other analytes	Various	R	LCS was acceptable in original analysis.
	8270C	2,4,6-Trichlorophenol	5.0	R	LCS recovered below 30%;
		2,4-Dichlorophenol	2.0	R	
		2-Chlorophenol	1.0	R	
		2-Nitrophenol	2.0	R	
		Benzoic acid	10	R	
		Hexachlorocyclopentadiene	10	R	
		Di-n-butylphthalate	0.99	BJ	B = Result was less than 10x the EB value; J = Result was between the MDL and RL
FWGLL12mw-182c-0481-GF	6010B	Chromium	5.0	R	Closing MRL recovered below 65%.
		Arsenic	51	J	Field duplicate RPD was above control limits
	6020	Aluminum	20.1	J	Closing MRL recovered above 130%; Field duplicate RPD was above control limits; Result was between the MDL and RL
		Iron	1680	J	Closing MRL recovered above 130%;
		Zinc	3.8	J	Result was between the MDL and RL
FWGLL12mw-182c-0481-GW	8081A	Endosulfan I	0.025	UJ	LCS recovered below control limits
	8330	Nitrobenzene	0.064	J	Result was between the MDL and RL; Field duplicate RPD was above control limits
	8082	All Aroclors	0.50	UJ	Surrogate recovered below control limits
	8260B	2-Butanone	10	UJ	CCV %D was below control limits; MS/MSD recovered below control limits;

Data Verification Summary

Site: Ravenna Army Ammunition Plant
Sampling Event: July 2007
STL Sample Delivery Group: A7G110101
COC#: 117202, 117203, 117204

Date: September 6, 2007
Revision: 0

Sample ID	Method	Analyte	Concentration (µg/L)	Flag	Reason
FWGLL12mw-182c-0481-GW	8260B	2-Hexanone	10	R	Closing MRL check recovered below 60%; CCV %D was below control limits MS/SMD recovered below control limits.
		4-Methyl-2-pentanone	10	UJ	MS/MSD recovered below control limits; CCV %D was below control limits
		Acetone	10	R	MRL Checks recovered below 60%; MS/MSD recovered below control limits;
		Bromomethane	1.0	UJ	ICV %R was below control limits
	8270C RE	2,4,6-Trichlorophenol	5.0	UJ	Hold time exceeded;
		2,4-Dichlorophenol	2.0	UJ	
		2-Chlorophenol	1.0	UJ	
		2-Nitrophenol	2.0	UJ	
		Benzoic acid	10	UJ	
		Hexachlorocyclopentadiene	10	R	Hold time exceeded; LCS recovered below 30%; MS/MSD recovered below control limits
		All other analytes	Various	R	LCS was acceptable in original analysis.
	8270C	2,4,6-Trichlorophenol	5.0	R	LCS recovered below 30%;
		2,4-Dichlorophenol	2.0	R	
		2-Chlorophenol	1.0	R	
		2-Nitrophenol	2.0	R	
		Benzoic acid	10	R	
		Hexachlorocyclopentadiene	10	R	
		Bis(2-ethylhexyl)phthalate	3.7	J	Result was between the MDL and RL
FWGLL12mw-183c-0482-GF	6010B	Chromium	5.0	R	Closing MRL recovered below 65%.
	6020	Iron	1670	J	Closing MRL recovered above 130%;
		Zinc	5.3	J	Result was between the MDL and RL

Data Verification Summary

Site: Ravenna Army Ammunition Plant
Sampling Event: July 2007
STL Sample Delivery Group: A7G110101
COC#: 117202, 117203, 117204

Date: September 6, 2007
Revision: 0

Sample ID	Method	Analyte	Concentration (µg/L)	Flag	Reason
FWGLL12mw-183c-0482-GW	8081A	Endosulfan I	0.025	UJ	LCS recovered below control limits
	8260B	2-Butanone	10	UJ	CCV %D was below control limits; MS/MSD recovered below control limits;
		2-Hexanone	10	R	Closing MRL check recovered below 60%; CCV %D was below control limits MS/SMD recovered below control limits.
		4-Methyl-2-pentanone	10	UJ	MS/MSD recovered below control limits; CCV %D was below control limits
		Acetone	10	R	MRL Checks recovered below 60%; MS/MSD recovered below control limits;
		Bromomethane	1.0	UJ	ICV %R was below control limits
	8270C RE	2,4,6-Trichlorophenol	5.0	UJ	Hold time exceeded;
		2,4-Dichlorophenol	2.0	UJ	
		2-Chlorophenol	1.0	UJ	
		2-Nitrophenol	2.0	UJ	
		Benzoic acid	10	UJ	
		Hexachlorocyclopentadiene	10	R	Hold time exceeded; LCS recovered below 30%; MS/MSD recovered below control limits
		All other analytes	Various	R	LCS was acceptable in original analysis.
	8270C	2,4,6-Trichlorophenol	5.0	R	LCS recovered below 30%;
		2,4-Dichlorophenol	2.0	R	
		2-Chlorophenol	1.0	R	
		2-Nitrophenol	2.0	R	
		Benzoic acid	10	R	
		Hexachlorocyclopentadiene	10	R	
		Bis(2-ethylhexyl)phthalate	2.1	J	Result was between the MDL and RL
FWGLL12mw-186c-0483-GF	6010B	Chromium	5.0	R	Closing MRL recovered below 65%.

Data Verification Summary

Site: Ravenna Army Ammunition Plant
Sampling Event: July 2007
STL Sample Delivery Group: A7G110101
COC#: 117202, 117203, 117204

Date: September 6, 2007
Revision: 0

Sample ID	Method	Analyte	Concentration (µg/L)	Flag	Reason
FWGLL12mw-186c-0483-GF	6010B	Cobalt	1.9	J	Results were between the MDL and RL
		Nickel	2.5	J	
	6020	Antimony	0.17	J	
		Thallium	0.031	J	
		Zinc	4.3	J	
		Aluminum	6.4	J	Closing MRL recovered above 130%; Result was between the MDL and RL
		Iron	941	J	Closing MRL recovered above 130%;
FWGLL12mw-186c-0483-GW	8330	RDX	0.093	BJ	B = Result was less than 10x the EB value; J = Result was between the MDL and RL
	8081A	Endosulfan I	0.025	UJ	LCS recovered below control limits; Surrogate recovery was below control limits.
		All other analytes Except Endosulfan I	Various	UJ	Surrogate recovery was below control limits.
	8082	All Aroclors	0.50	UJ	Surrogate recovered below control limits
	353.2	Nitrate/Nitrite	0.02 mg/L	J	Result was between the MDL and RL
	8260B	2-Butanone	10	UJ	CCV %D was below control limits; MS/MSD recovered below control limits;
		2-Hexanone	10	R	Closing MRL check recovered below 60%; CCV %D was below control limits MS/SMD recovered below control limits.
		4-Methyl-2-pentanone	10	UJ	MS/MSD recovered below control limits; CCV %D was below control limits
		Acetone	10	R	MRL Checks recovered below 60%; MS/MSD recovered below control limits;

Data Verification Summary

Site: Ravenna Army Ammunition Plant
Sampling Event: July 2007
STL Sample Delivery Group: A7G110101
COC#: 117202, 117203, 117204

Date: September 6, 2007
Revision: 0

Sample ID	Method	Analyte	Concentration (µg/L)	Flag	Reason
FWGLL12mw-186c-0483-GW	8260B	Bromomethane	1.0	UJ	ICV %R was below control limits
	8270C RE	2,4,6-Trichlorophenol	5.0	UJ	Hold time exceeded;
		2,4-Dichlorophenol	2.0	UJ	
		2-Chlorophenol	1.0	UJ	
		2-Nitrophenol	2.0	UJ	
		Benzoic acid	10	UJ	
		Hexachlorocyclopentadiene	10	R	Hold time exceeded; LCS recovered below 30%; MS/MSD recovered below control limits
		All other analytes	Various	R	LCS was acceptable in original analysis.
	8270C	2,4,6-Trichlorophenol	5.0	R	LCS recovered below 30%;
		2,4-Dichlorophenol	2.0	R	
		2-Chlorophenol	1.0	R	
		2-Nitrophenol	2.0	R	
		Benzoic acid	10	R	
		Hexachlorocyclopentadiene	10	R	
		Bis(2-ethylhexyl)phthalate	0.97	J	Result was between the MDL and RL
FWGLL12mw-DUP2-0498-GF	6010B	Chromium	5.0	R	Closing MRL recovered below 65%.
		Arsenic	71.7	J	Field duplicate RPD was above control limits
	6020	Antimony	0.17	J	Field duplicate RPD was above control limits; Result was between the MDL and RL
		Iron	1930	J	Closing MRL recovered above 130%;
		Zinc	3.5	J	Result was between the MDL and RL
FWGLL12mw-DUP2-0498-GW	8081A	Endosulfan I	0.025	UJ	LCS recovered below control limits
	8082	All Aroclors	0.50	UJ	Surrogate recovered below control limits
	353.2	Nitrate/Nitrite	0.02 mg/L	J	Result was between the MDL and RL; Field duplicate RPD was above control limits

Data Verification Summary

Site: Ravenna Army Ammunition Plant
Sampling Event: July 2007
STL Sample Delivery Group: A7G110101
COC#: 117202, 117203, 117204

Date: September 6, 2007
Revision: 0

Sample ID	Method	Analyte	Concentration (µg/L)	Flag	Reason
FWGLL1mw-080c-0485-GF	6010B	Chromium	5.0	R	Closing MRL recovered below 65%.
		Barium	9.5	J	Results were between the MDL and RL
		Manganese	6.9	J	
		Nickel	4.7	J	
	6020	Antimony	0.18	J	
		Zinc	3.1	J	
		Iron	316	J	Closing MRL recovered above 130%;
FWGLL1mw-080c-0485-GW	8081A	Endosulfan I	0.025	UJ	LCS recovered below control limits
	8330	2,4,6-TNT	0.45	J	Result was between the MDL and RL
	8260B	2-Butanone	10	UJ	CCV %D was below control limits; MS/MSD recovered below control limits;
		2-Hexanone	10	R	Closing MRL check recovered below 60%; CCV %D was below control limits MS/SMD recovered below control limits.
		4-Methyl-2-pentanone	10	UJ	MS/MSD recovered below control limits; CCV %D was below control limits
		Acetone	10	R	MRL Checks recovered below 60%; MS/MSD recovered below control limits;
		Bromomethane	1.0	UJ	ICV %R was below control limits
	8270C RE	2,4,6-Trichlorophenol	5.0	R	Hold time exceeded;
		2,4-Dichlorophenol	2.0	R	
		2-Chlorophenol	1.0	R	
		2-Nitrophenol	2.0	R	
		Benzoic acid	10	R	
		Hexachlorocyclopentadiene	10	R	
		All other analytes	Various	R	LCS was acceptable in original analysis.

Data Verification Summary

Site: Ravenna Army Ammunition Plant
Sampling Event: July 2007
STL Sample Delivery Group: A7G110101
COC#: 117202, 117203, 117204

Date: September 6, 2007
Revision: 0

Sample ID	Method	Analyte	Concentration (µg/L)	Flag	Reason
FWGLL1mw-080c-0485-GW	8270C	2,4,6-Trichlorophenol	5.0	R	LCS recovered below 30%;
		2,4-Dichlorophenol	2.0	R	
		2-Chlorophenol	1.0	R	
		2-Nitrophenol	2.0	R	
		Benzoic acid	10	R	
		Hexachlorocyclopentadiene	10	R	
		Bis(2-ethylhexyl)phthalate	3.0	J	Result was between the MDL and RL
FWGTeam3-070907	8260B	2-Butanone	10	UJ	CCV %D was below control limits; MS/MSD recovered below control limits;
		2-Hexanone	10	R	Closing MRL check recovered below 60%; CCV %D was below control limits MS/SMD recovered below control limits.
		4-Methyl-2-pentanone	10	UJ	MS/MSD recovered below control limits; CCV %D was below control limits
		Acetone	10	R	MRL Checks recovered below 60%; MS/MSD recovered below control limits;
		Bromomethane	1.0	UJ	ICV %R was below control limits
FWGTeam3-Trip	8260B	2-Butanone	10	UJ	CCV %D was below control limits; MS/MSD recovered below control limits;
		2-Hexanone	10	R	Closing MRL check recovered below 60%; CCV %D was below control limits MS/SMD recovered below control limits.
		4-Methyl-2-pentanone	10	UJ	MS/MSD recovered below control limits; CCV %D was below control limits

Data Verification Summary

Site: Ravenna Army Ammunition Plant
Sampling Event: July 2007
STL Sample Delivery Group: A7G110101
COC#: 117202, 117203, 117204

Date: September 6, 2007
Revision: 0

Sample ID	Method	Analyte	Concentration (µg/L)	Flag	Reason
FWGTeam3-Trip	8260B	Acetone	10	R	MRL Checks recovered below 60%; MS/MSD recovered below control limits;
		Bromomethane	1.0	UJ	ICV %R was below control limits
		Toluene	0.17	J	Result was between the MDL and RL
FWGTrip-Team1	8260B	2-Butanone	10	UJ	CCV %D was below control limits; MS/MSD recovered below control limits;
		2-Hexanone	10	R	Closing MRL check recovered below 60%; CCV %D was below control limits MS/SMD recovered below control limits.
		4-Methyl-2-pentanone	10	UJ	MS/MSD recovered below control limits; CCV %D was below control limits
		Acetone	10	R	MRL Checks recovered below 60%; MS/MSD recovered below control limits;
		Bromomethane	1.0	UJ	ICV %R was below control limits
FWGTrip-Team2	8260B	2-Butanone	10	UJ	CCV %D was below control limits; MS/MSD recovered below control limits;
		2-Hexanone	10	R	Closing MRL check recovered below 60%; CCV %D was below control limits MS/SMD recovered below control limits.
		4-Methyl-2-pentanone	10	UJ	MS/MSD recovered below control limits; CCV %D was below control limits

Data Verification Summary

Site: Ravenna Army Ammunition Plant
Sampling Event: July 2007
STL Sample Delivery Group: A7G110101
COC#: 117202, 117203, 117204

Date: September 6, 2007
Revision: 0

Sample ID	Method	Analyte	Concentration (µg/L)	Flag	Reason
FWGTrip-Team2	8260B	Acetone	10	R	MRL Checks recovered below 60%; MS/MSD recovered below control limits;
		Bromomethane	1.0	UJ	ICV %R was below control limits
		Toluene	0.23	J	Result was between the MDL and RL

J = Analyte concentration is considered an estimated value.
MDL = Method Detection Limit
RL = reporting limit
MB = Method Blank
LCS = Laboratory Control Sample
MRL = Method Reporting Limit
MS/MSD = Matrix Spike/Matrix Spike Duplicate
U = Analyte is not detected.
R = Result is non-usable
CCV = Continuing calibration Verification
EB = Equipment Rinse Blank
ICV = Initial Calibration Verification
B = Analyte was found in an associated blank
RPD = Relative Percent Difference

VOAs - 8260B

The following QC criteria were reviewed with acceptable results:

- Holding times, preservation, sample handling
- Tuning criteria
- Initial Calibration Criteria including SPCC and CCC compounds
- Internal standard area counts and retention times
- MDL verification criteria
- Method blank was free from contamination
- Surrogate recoveries

MRL/QC checks:

- Opening MRL: Bromomethane %R was 134.5%, Acetone %R was 143.2%, Methylene Chloride %R was 138.8%, 4-Methyl-2-pentanone %R was 68.6%, 2-Hexanone %R was 63%, and Bromoform %R was 148.5%.
- The closing MRL had Acetone %R was 0.0%, Methylene Chloride %R was 174.6%, 4-Methyl-2-pentanone %R was 65.5%, 2-Hexanone %R was 59.8%, and Bromoform %R was 156.2%.
- There were no detected results for Bromomethane, Methylene Chloride, and Bromoform; therefore no qualifications were made.
- Acetone (based on closing MRL): All samples EXCEPT FWGEQUIPRinse2-0502-GW were qualified rejected "R". Sample FWGEQUIPRinse2-0502-GW detected Acetone; the result was qualified estimated "J".
- 2-Hexanone: all results were non-detect and were qualified estimated "J".
- 4-Methyl-2-pentanone: all results were non-detect and were qualified estimated "UJ".

Bromomethane ICV recovery was 79.3%. All results were qualified estimated "UJ".

The CCV %D was above control limits (30%) for several analytes.

- Bromoform %D was 52.3% (pos); RF was acceptable.
- 2-Butanone %D = 25.9% (neg), Carbon tetrachloride %D = 21.7% (pos), 4-methyl-2-pentanone %D = 24.2% (neg), 2-Hexanone %D = 31.5% (neg); The average %D was 8.8%.
- No qualifications were made for 2-Butanone and 4-methyl-2-pentanone since the average %D was less than 20% and %D was less than 30%.
- There were no detected results for Bromoform and Carbon tetrachloride; therefore no qualifications were made.
- All associated samples did not detect 2-Hexanone. The results were qualified non-usable "R" because the %Ds were greater than 30% with a negative bias (low response).

FWGEQUIPRinse1-0501-GW (collected 7/9/07) was analyzed in SDG A7G100102. The results were applied to the samples collected on 7/9/07 in this SDG. FWGEQUIPRinse2-0502-GW was collected on 7/10/07.

FWGEQUIPRinse1-0501-GW had Acetone detected at 1.3 ug/L, 2-Butanone detected at 1.2 ug/L, and Toluene detected at 0.24 ug/L. There were no qualifications made because the contamination was less than ½ the MRL (10 ppb, 10 ppb, 1.0 ppb, respectively).

FWGEQUIPRinse2-0502-GW had o-Xylene detected at 0.34 ug/L, m&p-Xylenes detected at 0.54 ug/L, Acetone detected at 7.5 ug/L, 2-Butanone detected at 3.3 ug/L, Benzene detected at 0.31 ug/L, and Toluene detected at 1.3 ug/L. 2-Butanone, o-Xylene, m&p-Xylenes, and Benzene contamination was less than ½ the MRL (10, 1.0, 2.0, 1.0, and 1.0 ug/L, respectively). Therefore no qualifications were made. Acetone contamination was greater than ½ the MRL. There were no detected results therefore no qualifications were made. Toluene was qualified "B" in samples FWGBKGmw-012c-0465-GW and FWGCBP-006c-0474-GW.

FWGTrip-Team2 detected toluene at 0.23 ug/L with a RL of 1.0 ug/L. No qualifications were made since the contamination was less than ½ the MRL.

Bromoform recovered (145% and 142%) above the control limits (72-136%) control limits in the LCS and LCSD. All results were non-detect; therefore no qualifications were made.

Sample FWGLL12mw-183c-0482-GW was the parent MS/MSD sample.

- 4-Methyl-2-pentanone recovered below the lab control limits (74-140) in the MS (66%) and MSD (68%).

- 2-hexanone recovered below the LCG control limits (70-130) but with the lab control limits (57-148) in the MS (60%) and MSD (62%).
- Acetone recovered below the LCG control limits (70-130) but within the lab control limits (10-166) in the MSD (55%).
- 2-Butanone recovered below the LCG control limits (70-130), but within the lab control limits (52-152) in the MS (68%).
- 4-methyl-2-pentanone, Acetone, 2-Hexanone, and 2-Butanone had MRLQC recovery and CCV %Ds outside control limits. All associated results were qualified estimated "J" for detected results and "UJ" for non-detected results.

Sample FWGLL12mw-DUP2-0498-GW was the field duplicate of FWGLL12mw-182C-0481-GW. The chloromethane field duplicate RPD was 200%. Sample FWGLL12mw-DUP2-0498-GW was qualified estimated "J".

SVOCs- 8270C

The following QC criteria were reviewed with acceptable results:

- Preservation, sample handling
- Tuning criteria
- Initial Calibration criteria including CCC and SPCC compounds
- ICV and CCV criteria
- Internal standard area counts and retention times

Samples were collected on 7/9/07 and 7/10/07. The samples were extracted in prep batch 7192095 extracted on 7/11/07 and prep batch 7205263 on 7/24/07. The results reported from prep batch 7205263 were qualified estimated, "J" for detected results and "UJ" for non-detected results.

MDL verification check data was not provided. No qualifications were made since an evaluation could not be completed.

A4HP7 ending MRL (7/24 @ 0208) had 2,4-Dinitrophenol %R at 41.5%, 4-Nitrophenol %R at 56.3%, 4,6-Dinitro-2-methylphenol %R at 57.8%, Pentachlorophenol %R at 64.5%. Samples FWGCBPmw-007c-0475-GW, FWGCBPmw-006c-0474-GW, FWGEQUIPRinse2-0502-GW, and FWGLL12mw-183c-0482-GW were affected by the 7/24/07 @ 0208 MRL check failures. However, the samples were reanalyzed and reported from 7/30/07. No qualifications were made.

Prep batch 7192095 method blank had Bis(2-ethylhexyl)phthalate detected at 1.0 ug/L with a RL of 10 ug/L. No qualifications were made since the contamination was less than ½ the MRL.

Prep batch 7205263 method blank had Bis(2-ethylhexyl)phthalate detected at 1.6 ug/L with a RL of 10 ug/L. No qualifications were made since the contamination was less than ½ the MRL.

Data Verification Summary

Site: Ravenna Army Ammunition Plant
Sampling Event: July 2007
STL Sample Delivery Group: A7G110101 **Date:** September 6, 2007
COC#: 117202, 117203, 117204 **Revision:** 0

FWGEQUIPRinse1-0501-GW (collected 7/9/07) was analyzed in SDG A7G100102. The results were applied to the samples collected on 7/9/07 in this SDG. FWGEQUIPRinse2-0502-GW was collected on 7/10/07.

FWGEQUIPRinse2-0502-GW (in prep batch 7192095):

- benzyl alcohol detected at 1.5 ug/L with a RL of 5.0 ug/L.
- Naphthalene was detected at 0.46 ug/L with a RL of 0.20 ug/L.
- 2-Methylnaphthalene was detected at 0.35 ug/L with a RL of 0.20 ug/L.
- Dimethyl phthalate was detected at 1.0 ug/L with a RL of 1.o ug/L.
- Diethyl phthalate was detected at 2.8 ug/L with a RL of 1.0 ug/L.
- Di-n-butyl phthalate was detected at 0.73 ug/L with a RL of 1.0 ug/L.
- bis(2-ethylhexyl)phthalate was detected at 3.9 ug/L with a RL of 10 ug/L.
- No qualifications were made for benzyl alcohol and bis(2-ethylhexyl)phthalate since the contamination was less than ½ the MRL.
- There were no detected results for naphthalene, 2-methylnaphthalene, dimethyl phthalate, and diethyl phthalate. The di-n-butyl phthalate result in sample FWGLL12mw-153c-0480-GW was qualified "B".

FWGEQUIPRinse2-0502-GW (prep batch 7205263):

- benzyl alcohol detected at 1.2 ug/L with a RL of 5.0 ug/L.
- Naphthalene was detected at 0.44 ug/L with a RL of 0.20 ug/L.
- 2-Methylnaphthalene was detected at 0.29 ug/L with a RL of 0.20 ug/L.
- Dimethyl phthalate was detected at 0.84 ug/L with a RL of 1.o ug/L.
- Diethyl phthalate was detected at 2.4 ug/L with a RL of 1.0 ug/L.
- Di-n-butyl phthalate was detected at 0.69 ug/L with a RL of 1.0 ug/L.
- bis(2-ethylhexyl)phthalate was detected at 1.1 ug/L with a RL of 10 ug/L.
- No qualifications were made for benzyl alcohol and bis(2-ethylhexyl)phthalate since the contamination was less than ½ the MRL.
- There were no detected results for naphthalene, 2-methylnaphthalene, dimethyl phthalate, and diethyl phthalate. The di-n-butyl phthalate result in sample FWGLL12mw-153c-0480-GW was qualified "B".

Prep batch 7192095 LCS had Benzoic acid recover at 0%, control limits 30-136%. 2-chlorophenol recovered at 17%, control limits 30-120%. 2-Nitrophenol recovered at 18%, control limits 33-115%. 2,4-Dichlorophenol recovered at 26%, control limits 34-115%. Hexachlorocyclopentadiene recovered at 17%, control limits 30-115%. 2,4,6-Trichlorophenol recovered at 27%, control limit 39-115%. All associated results were qualified non-usable "R".

Prep batch 7205263 LCS had Hexachlorocyclopentadiene recover at 7.4%, control limit 30-15%. All hexachlorocyclopentadiene results were qualified non-usable "R".

Sample FWGLL12mw-183c-0482-GW was the parent MS/MSD sample.

MS/MSD recoveries for prep batch 7192095:

- Benzoic acid recovered below the LCG control limits, but within the lab control limits (10-127%) in the MS (15%) and MSD (19%).
- Hexachloroethane recovered below the LCG control limits but within the lab control limits (28-94%) in the MSD (42%).
- Hexachlorocyclopentadiene recovered below the LCG control limits but within the lab limits (10-98%) in the MS (10%) and MSD (10%).
- 3,3'-dichlorobenzidine recovered below the LCG control limits, but within the lab control limits (19-111%) in the MS (24%) and MSD (24%).
- Hexachlorocyclopentadiene and benzoic acid also had LCS recovery failures. All hexachlorocyclopentadiene and benzoic acid results were qualified non-usable "R".
- There were no other QC outliers for 3,3'-Dichlorobenzidine and hexachloroethane; therefore no qualifications were made.

MS/MSD recoveries for prep batch 7205263:

- Hexachloroethane recovered below the LCG control limits but within the lab control limits (28-94%) in the MSD (44%).
- 2,4-Dimethylphenol recovered below the LCG control limits but within the lab control limits (28-109%) in the MSD (44%).
- Hexachlorocyclopentadiene recovered below the LCG control limits but within the lab limits (10-98%) in the MS (13%) and MSD (13%).
- Hexachlorocyclopentadiene also had LCS recovery failures. All hexachlorocyclopentadiene results were qualified estimated "UJ".
- There were no other QC outliers for hexachloroethane and 2,4-Dimethylphenol; therefore no qualifications were made.

Surrogate recoveries for prep batch 7192095 had FWGCBPmw-007c-0475-GW (34%), FWGCBPmw-006c-0474-GW (31%), FWGLL12mw-183c-0482-GW (29%), FWGLL12mw-186c-0483-GW (28%), FWGBKGmw-008c-0463-GW (49%), FWGBKGmw-004c-0460-GW (34%), FWGLL12mw-182c-0481-GW (34%), FWGLL12mw-DUP2-0498-GW (49%), and FWGBKGmw-021c-0473-GW (38%) had 2-fluorophenol recover below control limits. No qualifications were made because LCG (Attachment A "Data Validation Guidelines, Section 2.10) allows one surrogate failure without qualification.

Surrogate recoveries for prep batch 7205263:

- FWGCBPmw-007c-0475-GW had 2-Fluorophenol recover at 11% and Phenol-d5 recovery at 34%. All associated results were qualified estimated "J" for detected results and "UJ" for non-detected results.
- FWPGCBPmw-006c-0474-GW (43%), FWGEQUIPRinse2-0502-GW (41%), FWGBKGmw-012c-0465-GW (42%), FWGLL1mw-080c-0485-GW (25%),

FWGLL12mw-183c-0482-GW (39%), FWGLL12mw-186c-0483-GW (25%), FWGBKGmw-008c-0463-GW (26%), FWGBKGmw-004c-0460-GW (37%), FWGLL12mw-182c-0481-GW (28%), FWGLL12mw-DUP2-0498-GW (28%), FWGLL12mw-153c-0480-GW (42%), and FWGBKGmw-021c-0473-GW (22%) had 2-Fluorophenol recover below control limits. No qualifications were made because LCG (Attachment A "Data Validation Guidelines, Section 2.10) allows one surrogate failure without qualification.

Pesticides- 8081

The following QC criteria were reviewed with acceptable results:

- Holding times, preservation, sample handling
- Initial Calibration criteria
- DDT and Endrin breakdown criteria
- Retention time criteria
- The method blank was free from contamination
- Equipment Rinse was free from contamination
- Second Column confirmation criteria

FWGLL1mw-080c-0485-GW had elevated reporting limits due to matrix interference.

MDL verification check data for instrument a2hp3 was not provided. No qualifications were made since an evaluation could not be completed.

MRL check on instrument A2hp3, 7/19/07 @ 2335 had Delta-BHC recovered at 154.6% on the front column and 181.4% on the back column. Delta-BHC was not detected in the sample; therefore no qualifications were made.

MRL check on instrument A2hp3, 7/20/07 @ 0317 had Delta-BHC recovered at 149.2% on the front column and 176.2% on the back column. Delta-BHC was not detected in the sample; therefore no qualifications were made.

MRL check on instrument A2hp9, 7/19/07 @ 0145 had 4,4'-DDE recovered at 141.6% on the front column. Hepatchlor epoxide recovered at 194.3% on the back column. Endrin Ketone recovered at 140.1% on the back column. No qualifications were made since there were no detected results.

CCVs

- 7/19 @ 1456 back column – 3 of the individual peaks %D were less than 15% (neg). The average %D across all 5 peaks was 19.3%; No qualifications were made since toxaphene was reported from the front column.
- 7/19 @ 2310 back column – Heptachlor epoxide (15.6%), Dieldrin (17.3%), Methoxychlor (15.8%), and Endrin ketone(15.9%) recovered greater than 15% D. The average %D was 13%; no qualifications were made.

- 7/20 @ 0138 front column – 2 of the individual peaks %D were less than 15% (neg). The average %D across all 5 peaks was 16%. No qualifications were made since toxaphene was reported as an average of the peaks and the average %D was less than 30%.
- 7/20 @ 0138 back column – 2 of the individual peaks %D were less than 15% (neg). The average %D across all 5 peaks was 14.7%; no qualifications were made.
- 7/20 @ 0253 back column – .All analytes EXCEPT gamma-BHC, beta-BHC, delta-BHC, and heptachlor recovered greater than 15%D (pos). The average %D was 18.6 %; No qualifications were made since the results were reported from the front column.
- 7/16 @ 2231 front and back columns – all analytes %Ds were greater than 15% (pos). The average %D was greater than 15%. All results were non-detect; therefore no qualifications were made.
- 7/17 @ 0537 back column – 2 of the individual peaks %D were less than 15% (neg). The average %D across all 5 peaks was 12%; no qualifications were made.
- 7/18 @ 1625 front column – 2 of the individual peaks %D were less than 15% (neg). The average %D across all 5 peaks was 14.99%; no qualifications were made.
- 7/18 @ 1625 back column – all 5 of the individual peaks %D were less than 15% (neg). The average %D across all 5 peaks was 27.2%; No qualifications were made since toxaphene was reported as an average of the peaks and the average %D was less than 30%.
- 7/18 @ 2009 front – 4,4-DDE' (16.7%) recovered greater than 15%D (pos). The average %D was 4.2 %; no qualifications were made.
- 7/18 @ 2009 back – 4,4-DDD' (23.3%) recovered greater than 15%D (pos). The average %D was 6.2 %; no qualifications were made.
- 7/19 @ 0123 front – beta-BHC (19.2%), Aldrin (16.9%), gamma-chlordane (26.1%), 4,4-DDE' (23.8%) recovered greater than 15%D (pos). The average %D was 8.3%; no qualifications were made.
- 7/19 @ 0123 back – Heptachlor epoxide (25.7%), 4,4-DDD' (18.3%) recovered greater than 15%D (pos). The average %D was 8.0%; no qualifications were made.
- 7/19 @ 0208 front column – 2 of the individual peaks %D were less than 15% (neg). The average %D across all 5 peaks was 11.6%; no qualifications were made.
- 7/19 @ 0208 back column – 4 of the individual peaks %D were less than 15% (neg). The average %D across all 5 peaks was 24.9%. No qualifications were made since toxaphene was reported as an average of the peaks and the average %D was less than 30%.

Endosulfan I recovered below control limits (50-160) in the LCS (48%). All results were qualified estimated "UJ".

4,4-DDD' was above control limits in the MS (145%) and MSD (145%). No qualifications were made since there were no detected results.

Samples FWGCBPmw-006c-0474-GW had DBC recover at 34%. FWGLL12mw-186c-0483-GW had DCB recover at 40%. FWGLL12mw-153c-0480-GW had DCB recover at 43%. All

associated results were qualified estimated "J" for detected results and "UJ" for non-detected results.

PCBs- 8082

The following QC criteria were reviewed with acceptable results:

- Holding times, preservation, sample handling
- Initial Calibration criteria
- Retention time criteria
- ICV and CCV criteria
- The method blank was free from contamination
- Equipment Rinse was free from contamination
- MRL Level Verification criteria
- Field Duplicate RPD criteria
- MS/MSD percent recoveries and RPD values criteria
- LCS/LCSD percent recoveries and RPD value criteria
- Second Column confirmation criteria

MDL verification check data was not provided. No qualifications were made since an evaluation could not be completed.

Surrogate DCB recovered below control limits in samples FWGCBPmw-006c-0474-GW (17%), FWGBKGmw-012c-0465-GW (47%), FWGLL12mw-186c-0483-GW (37%), FWGBKGmw-004c-0460-GW (45%), FWGLL12mw-182c-0481-GW (47%), FWGLL12mw-DUP2-0498-GW (40%), and FWGLL12mw-153c-0480-GW (37%). All associated results were qualified estimated "UJ"

Explosives- 8330

The following QC criteria were reviewed with acceptable results:

- Holding times, preservation
- Initial Calibration Criteria
- Retention time criteria
- ICV and CCV criteria
- The method blank was free from contamination
- LCS/LCSD percent recoveries and RPD value criteria
- MS/MSD percent recoveries and RPD values criteria

4-Nitrotoluene appears to not have been spiked into MRL checks or CCVs on 7/25; No qualifications were made since an evaluation could not be completed.

MDL verification check data for instrument LC9 was not provided. No qualifications were made since an evaluation could not be completed.

3-Nitrotoluene %D was -58% in the 7/20 @ 1251 MRL. Two MRLs were analyzed each time a MRL was analyzed. No qualifications were made since all other bracketing MRLs were acceptable and the second MRL check was also acceptable.

FWGEQUIPRinse1-0501-GW (collected 7/9/07) was analyzed in SDG A7G100102. The results were applied to the samples collected on 7/9/07 in this SDG. FWGEQUIPRinse2-0502-GW was collected on 7/10/07.

FWGEQUIPRinse1-0501-GW had RDX detected at 0.062 ug/L. The sample result was greater than 5x rinse value. No qualifications were made.

FWGEQUIPRinse2-0502-GW had Nitroglycerin detected at 0.57 ug/L, RDX detected at 0.19 ug/L, and 2,4,6-Trinitrotoluene detected at 0.092 ug/L. There were no detected results for Nitroglycerin and 2,4,6-TNT therefore no qualifications were made. Sample FWGLL12mw-186c-0483-GW RDX result was qualified "B".
FWGEQUIPRinse2-0502-GW RDX result could not be confirmed on a second column due to matrix interferences on the confirmation column. The result was qualified estimated "J".

Sample FWGLL12mw-DUP2-0498-GW was the field duplicate of FWGLL12mw-182C-0481-GW. The Nitrobenzene RPD was 200%. FWGLL12mw-182C-0481-GW was detected and qualified estimated "J".

Nitroguanidine- 8330M

The following QC criteria were reviewed with acceptable results:

- Holding times, preservation, sample handling
- Initial Calibration criteria
- Retention time criteria
- MRL level verification criteria
- MDL verification criteria
- ICV and CCV criteria
- The method blank was free from contamination
- Equipment Rinse was free from contamination
- LCS/LCSD percent recoveries and RPD value criteria
- MS/MSD percent recoveries and RPD values criteria
- Field Duplicate RPD criteria
- Second Column confirmation criteria

Data Verification Summary

Site: Ravenna Army Ammunition Plant
Sampling Event: July 2007
STL Sample Delivery Group: A7G110101
COC#: 117202, 117203, 117204

Date: September 6, 2007
Revision: 0

There were QC outliers noted.

Metals - 6010B

The following QC criteria were reviewed with acceptable results:

- Holding times, preservation, sample handling
- Initial Calibration criteria
- ICV and CCV criteria
- Interference Check Sample (ICSAB) criteria
- LCS/LCSD percent recoveries and RPD value criteria
- MS/MSD percent recoveries and RPD values criteria
- Post Digestion spike criteria
- MDL Verification criteria
- Serial Dilution criteria

Chromium closing MRL (46.9%) recovered below 65%. All chromium results were qualified non-usable "R"

Blanks:

ICB:

- Calcium was detected at 3.7 ug/L with a RL of 1000 ug/L.
- Magnesium was detected at 8.0 ug/L with a RL of 1000 ug/L.
- Manganese was detected at 0.1 ug/L with a RL of 10 ug/L.
- Potassium was detected at 151 ug/L with a RL of 1000 ug/L.
- Sodium was detected at –510 ug/L with a RL of 1000 ug/L.
- Vanadium was detected at 0.9 ug/L with a RL of 10 ug/L.
- For all analytes, the contamination was less than ½ the RL. Therefore no qualifications were made.

CCB:

- Arsenic was detected in CCB4 at –2.1 ug/L with a RL of 5 ug/L.
- Barium was detected in all CCBs between 0.2 and 0.3 ug/L with a RL of 10 ug/L.
- Calcium was detected in CCB1 (7.3 ug/L) and CCB5 (-5.9 ug/L) with a RL of 1000 ug/L.
- Copper was detected in CCB4 (-1.4 ug/L) and CCB5 (-1.6 ug/L) with a RL of 5 ug/L.
- Magnesium was detected in CCB1 (10.4 ug/L), CCB3 (8.7 ug/L), CCB4 (5.7 ug/L), and CCB5 (4.0 ug/L) with a RL of 1000 ug/L.
- Manganese was detected in all 5 CCBs between 0.2 and 0.4 ug/L with a RL of 10 ug/L.
- Potassium was detected all 7 CCBs between 148 and 156 ppb with a RL of 1000 ppb.
- Vanadium was detected in 4 of the 5 CCBs at 0.5 ug/L with a RL of 10 ug/L.
- The contamination was less than ½ the RL; therefore no qualifications were made. Selenium was detected in CCB1 (-3.0 ug/L) with a RL of 5 ug/L.

- Sodium was detected in CCB1 (-660 ug/L), CCB2 (-480 ug/L), CCB3 (-730 ug/L), CCB4 (-430 ug/L), and CCB5 (-420 ug/L) with a RL of 1000 ug/L. No qualifications were made since the LCG doesn't specifically address negative blank values.

Method Blank:

- Barium was detected at 3.6 ug/L with a RL of 10 ug/L.
- Calcium was detected at 137 ug/L with a RL of 1000 ug/L.
- Magnesium was detected at 88.7 ug/L with a RL of 1000 ug/L.
- Manganese was detected at 1.2with a RL of 10ug/L.
- Potassium was detected at 163 ug/L with a RL of 1000ppb.
- There were no qualifications made since the MB values were less than ½ the MRL.
- Cadmium was detected at 0.40 ug/L with a RL of 0.50 ug/L. There were no detected cadmium results; therefore no qualifications were made.

Equipment Rinse:

- FWGEQUIPRinse1-0501-GW (collected 7/9/07) was analyzed in SDG A7G100102. The results were applied to the samples collected on 7/9/07 in this SDG. FWGEQUIPRinse2-0502-GW was collected on 7/10/07.
- FWGEQUIPRinse1-0501-GW: Potassium was detected at 165 ug/L with a RL of 1000 ug/L. Manganese was detected at 0.73 ug/L with a RL of 10 ug/L. Potassium and Manganese contamination was less than ½ MRL; therefore no qualifications were made. Calcium was detected at 744 ug/L with a RL of 1000 ug/L. All calcium results were greater than 5x the contamination value; therefore no qualifications were made.
- FWGEQUIPRinse2-0502-GW had Potassium detected at 159 ug/L with a RL of 1000 ug/L and Calcium detected at 114 ug/L with a RL of 1000 ug/L. The contamination was less than ½ MRL; therefore no qualifications were made.

Sample FWGLL12mw-DUP2-0498-GF was the field duplicate of FWGLL12mw-182C-0481-GF. Arsenic RPD was 33.7%. The detected results were qualified estimated "J".

Metals – 6020

The following QC criteria were reviewed with acceptable results:

- Holding times, preservation, sample handling
- Internal standard and tune criteria
- Initial Calibration criteria
- ICV and CCV criteria
- MDL Level Verification criteria
- Interference Check Sample (ICSAB) criteria
- LCS/LCSD percent recoveries and RPD value criteria
- MS/MSD percent recoveries criteria
- Post Digestion Spike criteria

- Serial Dilution criteria

Aluminum closing MRL recovered (157.2%) above control limits. Aluminum was detected in samples FWGCBPmw-007c-0475-GF, FWGBKGmw-012c-0465-GF, FWGLL12mw-186c-0483-GF, FWGBKGmw-004c-0460-GF, and FWGLL12mw-182c-0481-GF and qualified estimated "J".

Iron closing (133.3%) MRL recovered above control limits. Iron was detected in all samples EXCEPT FWGEQUIPRinse2-0502-GW. Iron was qualified estimated "J".

Blanks:

ICB:

- Aluminum was detected at 37.9 ug/L with a RL of 50 ug/L.
- Antimony was detected at 0.18 ug/L with a RL of 2 ug/L.
- Beryllium was detected at 0.015 ug/L with a RL of 1 ug/L.
- Iron was detected at 7.4 ug/L with a RL of 20 ug/L.
- For all analytes, the contamination was less than ½ the RL. Therefore no qualifications were made.

CCB

- Aluminum was detected in CCB1 (2.8 ug/L), CCB2 (-6.9 ug/L), CCB3 (-3.5 ug/L), CCB 4 (-8.8 ug/L), CCB6 (-9.8 ug/L), and CCB8 (-12 ug/L) with a RL of 50 ug/L.
- Antimony was detected in CCB1 (0.19 ug/L), CCB2 (0.24 ug/L) CCB3 (0.23 ug/L), and CCB5 (0.12 ug/L) with a RL of 2 ug/L.
- Beryllium was detected in CCB2 (0.018 ug/L) and CCB3 (0.017 ug/L) with a RL of 1 ug/L.
- Iron was detected in CCB1 (6.2 ug/L), CCB2 (3.9 ug/L), CCB3 (6.5 ug/L), and CCB7 (3.8 ug/L) with a RL of 20 ug/L.
- Thallium was detected in CCB1 at 0.082 ug/L with a RL of 1 ug/L.
- Zinc was detected in CCB2 (-0.71 ug/L) and CCB3 (-0.64 ug/L) with a RL of 10 ug/L.
- The contamination was less than ½ the RL; therefore no qualifications were made.

Method Blank

- Thallium was detected at 0.053 ug/L with a RL of 1 ug/L.
- Zinc was detected at 4.3 ug/L with a RL of 10 ppb.
- The contamination was less than ½ the RL; therefore no qualifications were made.
- Iron was detected at 35.1ug/L with a RL of 20 ug/L. Samples FWGBKGmw-008c-0463-GF and FWGBLGmw-004c-0460-GF were qualified "B"

Equipment Rinse:

- FWGEQUIPRinse2-0502-GW had Antimony detected at 0.070 ug/L with a RL of 2.0 ug/L. The contamination was less than ½ MRL; therefore no qualifications were made.

Sample FWGLL12mw-DUP2-0498-GF was the field duplicate of FWGLL12mw-182C-0481-GF. The aluminum and antimony RPDs were 200%. The detected results were qualified estimated "J".

Mercury - 7470A

The following QC criteria were reviewed with acceptable results:

- Holding times, preservation, sample handling
- Initial Calibration criteria
- ICV and CCV criteria
- ICB and CCBs were free from contamination
- The method blank was free from contamination
- Equipment Rinse was free from contamination
- MDL Level Verification criteria
- LCS/LCSD percent recoveries and RPD value criteria
- MS/MSD percent recoveries and RPD values criteria
- Field Duplicate RPD criteria

The ending MRL recovered at 140.7%. There were no detected results therefore no qualifications were made

Nitrocellulose - 353.2

The following QC criteria were reviewed with acceptable results:

- Holding times, preservation, sample handling
- Sample preparation criteria
- Initial Calibration criteria
- ICV and CCV criteria
- The method blank was free from contamination
- Equipment Rinse was free from contamination
- MRL Level Verification criteria
- ICB and CCBs were free from contamination
- LCS/LCSD percent recoveries and RPD value criteria
- MS/MSD percent recoveries and RPD values criteria
- Field duplicate RPD criteria
- Nitrocellulose assay criteria

There were no QC exceptions noted.

Cyanide- 9012

The following QC criteria were reviewed with acceptable results:

- Holding times, preservation, sample handling

Site: Ravenna Army Ammunition Plant
Sampling Event: July 2007
STL Sample Delivery Group: A7G110101
COC#: 117202, 117203, 117204

Date: September 6, 2007
Revision: 0

- Initial Calibration criteria
- ICV and CCV criteria
- MDL and MRL Verification Check criteria
- Method Blank was free from contamination
- Equipment Rinse was free from contamination
- LCS/LCSD percent recoveries and RPD value criteria
- MS/MSD percent recoveries and RPD values criteria
- Field duplicate RPD criteria

There were no QC exceptions noted.

Nitrate/Nitrite - 353.2

The following QC criteria were reviewed with acceptable results:

- Holding times, preservation, sample handling
- Initial Calibration criteria
- ICV and CCV criteria
- The method blank was free from contamination
- LCS/LCSD percent recoveries and RPD value criteria
- MS/MSD recoveries and RPD values criteria

Sample FWGLL12mw-DUP2-0498-GW was the field duplicate of FWGLL12mw-182C-0481-GW. The RPD was 200%. Sample FWGLL12mw-DUP2-0498-GW was detected and qualified estimated "J".

Data Validator:
Date: Heather Rodney 9/14/07

Senior Data Validator:
Date: Kayla Thaxton 9-14-7

Ravenna, OH Data Review Checklist

Project Number: 030240.0006.05
Sample Event: July 2007
Data Reviewer/Date: Heather Medley/September 1, 2007

SDG: A7G110101 R0
Analysis: SW846 8260B

Review Questions:	Yes	No	N/A	Comments	Qual/Criteria
1. Did Chain-of-Custody information agree with laboratory report?	✓			COC#: 117202, 117203, 117204; FWGTrip-Team1 was not written on COC 117204; It was received by the lab and logged per the label.	
2. Were samples preserved properly and received in good condition?	✓			15 Coolers were received between 0.1 and 5.0°C.	QAPP Table 4-2, NELAC
3. Were holding times met?	✓			Samples collected 7/9/07 and 7/10/07 and analyzed on 7/17/07.	QAPP Table 4-2 J/UJ/R
4. Were sample storage requirements met?	✓				QAPP Table 4-2
5. Were QAPP specified PQLs achieved?	✓				QAPP Table 3.3
6. Were all QAPP-specified target analytes reported?	✓				QAPP Table 3-3
7. Was the GC/MS system tuned with bromofluorobenzene (BFB)?	✓				LCG Table 1
8. Was the criteria met during each 12 hour shift (prior to ICAL and Cal Ver.)?	✓			6/20/07 @ 0806, 7/17/07 @ 0847	SW846 8260B 7.3.1
9. Did the initial calibration curve consist of 5 concentration levels?	✓			6/20/07 Instrument A3UX11 stds – 5, 10, 25, 50, 100, 200 ng on column	LCG Table 1 R
10. Did the Calibration Check Compounds (CCCs) (see Table 1 below) relative standard deviations (%RSD) ≤ 30%?	✓				LCG Table 1 R
11. Were the minimum response factors (RFs) for the System Performance Check Compounds (SPCCs) (see Table 2 below) met?	✓				LCG Table 1
12. Were all other target analytes ≤ 15% RSD? OR Was the average RSD ≤ 15%? Was a different calibration option used?	✓			Acetone and Methylene Chloride used a weighted linear curve.	LCG Table 1 15% <RSD< 20% = J/UJ
13. If a linear regression curve was used, was the correlation coefficient r≥0.99?	✓			All correlation coefficients were ≥0.99. No qualifications were made since the correlation coefficients were acceptable.	LCG Table 1 R<0.99=-J/R
14. Was a MDL Level Verification performed once per quarter with all target analytes detected?	✓			7/9/07 @ 0930	LCG Table 1 R
15. Was a MRL Level Verification run at the beginning and end of every daily sequence or every 12 hours?	✓			7/17/07 @ 1014 and 1914	LCG Table 1

Ravenna, OH Data Review Checklist

Project Number: 030240.0006.05
Sample Event: July 2007
Data Reviewer/Date: Heather Medley/September 1, 2007

SDG: A7G110101 R0
Analysis: SW846 8260B

Review Questions:	Yes	No	N/A	Comments	Qual/Criteria
16. Were the QC/MRL recoveries 70-130%?		✓		Opening MRL: Bromomethane %R = 134.5%, Acetone %R = 143.2%, Methylene Chloride %R = 138.8%, 4-Methyl-2-pentanone %R = 68.6%, 2-Hexanone %R = 63%, and Bromoform %R = 148.5%. The closing MRL had Acetone %R = 0.0%, Methylene Chloride %R = 174.6%, 4-Methyl-2-pentanone %R = 65.5%, 2-Hexanone %R = 59.8%, and Bromoform %R = 156.2%. There were no detected results for Bromomethane, Methylene Chloride, and Bromoform; therefore no qualifications were made. Acetone (based on closing MRL): All samples EXCEPT FWGEQUIPRinse2-0502-GW were qualified rejected "R". Sample FWGEQUIPRinse2-0502-GW detected Acetone; the result was qualified estimated "J". 2-Hexanone: all results were non-detect and were qualified estimated "J". 4-Methyl-2-pentanone: all results were non-detect and were qualified estimated "UJ".	LCG Table 1 >130%=J; 70-60%=J/UJ; <60%=J/R
17. Was a second source verification (ICV) analyzed after the ICAL? Were results 80-120%?		✓		6/20/07 @ 1133; Bromomethane %R = 79.3%; all results were qualified estimated "UJ"	LCG Table 1 >120%=J; 60-80%=J/UJ; <60%=J/R
18. Was a CCV run every 12 hours?	✓			7/17/07 @ 0926	LCG Table 1
19. Did the CCCs have a %Difference < 20%?	✓				LCG Table 1
20. Were the minimum RFs for the SPCCs within limits?	✓			Bromoform %D = 52.3% (pos); RF was acceptable.	LCG Table 1
21. Was the average of all target analytes ≤ 20%D with a maximum D for each target analyte ≤30%?		✓		2-Butanone %D = 25.9% (neg), Carbon tetrachloride %D = 21.7% (pos), 4-methyl-2-pentanone %D = 24.2% (neg), 2-Hexanone %D = 31.5% (neg); The average %D was 8.8%. No qualifications were made for 2-Butanone and 4-methyl-2-pentanone since the average %D was less than 20% and %D was less than 30%. There were no detected results for Bromoform and Carbon tetrachloride;	LCG Table 1 Avg D>20% and D>30% =R; Avg %D<20% and D>30% =J D>30% (neg) = J/R D>30% (pos) = J

Review Questions:	Yes	No	N/A	Comments	Qual/Criteria
				therefore no qualifications were made. All associated samples did not detect 2-Hexanone. The results were qualified non-usable "R" because the %Ds were greater than 30% with a negative bias (low response).	
22. Were the internal standards added to every sample?	✓				LCG Table 1
23. Were the retention times for all IS compounds within ±30 seconds from the RT of the mid-point standard in the ICAL?	✓				LCG Table 1 R
24. Was the EICP area between -50% and +100% of the ICAL mid-point standard?	✓				LCG Table 1 R
25. Was a method blank prepared and analyzed with each batch?	✓				LCG Table 1
26. Were target analytes detected in the method blank at >1/2 the MRL?		✓		There were no detections.	LCG Table 1 <5/10X =B
27. Was a field blank (equipment and/or trip) collected and analyzed?	✓			FWGEQUIPRinse1-0501-GW (collected 7/9/07) was analyzed in SDG A7G100102. The results were applied to the samples collected on 7/9/07 in this SDG. FWGEQUIPRinse2-0502-GW was collected on 7/10/07.	
28. Were target analytes detected in the field blank analyses >1/2 the MRL?		✓		FWGEQUIPRinse1-0501-GW had Acetone detected at 1.3 ug/L, 2-Butanone detected at 1.2 ug/L, and Toluene detected at 0.24 ug/L. There were no qualifications made because the contamination was less than ½ the MRL (10 ppb, 10 ppb, 1.0 ppb, respectively). FWGEQUIPRinse2-0502-GW had o-Xylene detected at 0.34 ug/L, m&p-Xylenes detected at 0.54 ug/L, Acetone detected at 7.5 ug/L, 2-Butanone detected at 3.3 ug/L, Benzene detected at 0.31 ug/L, and Toluene detected at 1.3 ug/L. 2-Butanone, o-Xylene, m&p-Xylenes, and Benzene contamination was less than ½ the MRL (10, 1.0, 2.0, 1.0, and 1.0 ug/L, respectively). Therefore no qualifications were made. Acetone contamination was greater than ½ the MRL. There were no detected results therefore no qualifications were made. Toluene was qualified "B" in samples FWGBKGmw-012c-0465-GW and FWGCBPmw-006c-0474-GW. FWGTrip-Team2 detected toluene at 0.23 ug/L with a RL of 1.0 ug/L. No qualifications were made since the contamination was less than ½	<5/10X =B

Ravenna, OH Data Review Checklist

Project Number: 030240.0006.05 **SDG:** A7G110101 R0
Sample Event: July 2007 **Analysis:** SW846 8260B
Data Reviewer/Date: Heather Medley/September 1, 2007

Review Questions:	Yes	No	N/A	Comments	Qual/Criteria
				the MRL. FWGTrip-Team3 detected toluene at 0.17 ug/L with a RL of 1.0 ug/L, No qualifications were made since the contamination was less than ½ the MRL.	
29. Was a field duplicate analyzed?	✓			Sample FWGLL12mw-DUP2-0498-GW was the field duplicate of FWGLL12mw-182C-0481-GW.	
30. Were the Field duplicates RPDs within ±30%?		✓		The chloromethane field duplicate RPD was 200%. Sample FWGLL12mw-DUP2-0498-GW was qualified estimated "J".	QAPP Table 3-2 RPD >30=J
31. Was a LCS prepared and analyzed with each batch?	✓			An LCSD was analyzed and reported;	LCG Table 1
32. Were the LCS recoveries within limits specified in Appendix C of the LCG?		✓		Bromoform recovered (145% and 142%) above the control limits (72-136%) control limits in the LCS and LCSD. All results were non-detect; therefore no qualifications were made.	LCG Appendix C >UL=J; 30%-LL=J/UJ; <30%=J/R
33. Was a MS/MSD prepared with each batch?	✓				LCG Table 1
34. Was the MS/MSD parent sample a Ravenna sample?	✓			Sample FWGLL12mw-183c-0482-GW was the parent.	
35. Were MS/MSD recoveries 70-130% and RPD values ≤20%?		✓		4-Methyl-2-pentanone recovered below the lab control limits (74-140) in the MS (66%) and MSD (68%). 2-hexanone recovered below the LCG control limits (70-130) but with the lab control limits (57-148) in the MS (60%) and MSD (62%). Acetone recovered below the LCG control limits (70-130) but within the lab control limits (10-166) in the MSD (55%). 2-Butanone recovered below the LCG control limits (70-130), but within the lab control limits (52-152) in the MS (68%). 4-methyl-2-pentanone, Acetone, 2-Hexanone, and 2-Butanone had MRLQC recovery and CCV %Ds outside control limits. All associated results were qualified estimated "J" for detected results and "UJ" for non-detected results.	LCG Table 1 Pj
36. Were surrogate recoveries 50-150%?	✓				LCG Table 1 >150%=J;

Project Number: 030240.0006.05
Sample Event: July 2007
Data Reviewer/Date: Heather Medley/September 1, 2007

SDG: A7G110101 R0
Analysis: SW846 8260B

Review Questions:	Yes	No	N/A	Comments	Qual/Criteria
					10% -50%=J/UJ; <10%=J/R
37. Were reported sample concentrations within calibration range?	✓				
38. Were laboratory-generated Quality Control Exception Reports issued? If yes, summarize contents.		✓			
39. Were lab comments included in report? If yes, summarize contents.	✓			*Comments in case narrative on the MS/MSD recoveries and LCS recoveries.*	

References:

Louisville Chemistry Guidelines (LCG), USACE June 2002 version 5; Section I "Chemical Analysis Criteria" Table 1 and Attachment A "Data Validation Guidelines:

Final Quality Assurance Project Plan (QAPP) Addendum for the Facility-Wide Groundwater Monitoring Program Ravenna Army Ammunition Plant, Ravenna, OH, Portage Environmental September 2004

NELAC Quality Systems revision 16, July 12, 2002, Chapter 5 section 5.5.8.3.1.a.1 "temperatures just above freezing up to 6C shall be acceptable". This criterion has been used in the validation of acceptable temperatures.

Additional Comments:

Table1- CCCs

Analyte
1,1-Dichloroethene
Chloroform
1,2-Dichloropropane
Toluene
Ethylbenzene
Vinyl chloride

Table 2- SPCCs

Analyte	Minimum RF
Chloromethane	0.10
1,1-Dichlorethane	0.10
Bromoform	0.10
Chlorobenzene	0.30
1,1,2,2-Tetrachloroethane	0.30

SDG: A7G110101
Date/Time Cal: 7/17/07 @ 0926

VOC Analyte	%D
Chloromethane	2.48088
Vinyl Chloride	4.79306
Bromomethane	3.47967
Chloroethane	9.36701
1,1-Dichloroethene	13.76453
Acetone	13.77982
Methylene Chloride	12.21214
Carbon Disulide	10.61437
trans-1,2-Dichloroethene	3.64186
1,1-Dichloroethane	4.65797
cis-1,2-Dichloroethene	1.33124
1,2-Dichloroethene total	1.09942
2-Butanone	25.97166
Bromochloromethane	6.88043
Chloroform	3.29318
1,1,1-Trichloroethane	0.29245
Carbon Tetrachloride	21.72148
Benzene	0.02555
1,2-Dichloroethane	3.9109
Trichloroethene	3.39931
1,2-Dichloropropane	4.9234
Bromodichloromethane	8.60536
cis-1,3-Dichloropropene	4.15455
4-Methyl-2-pentanone	24.23184
Toluene	5.02232
trans-1,3-Dichloropropene	12.14444
1,1,2-Trichloroethane	6.12373
Tetrachloroethene	4.6238
2-Hexanone	31.46811
Dibromochloromethane	18.08464
Ethylene Dibromide	5.57121
Chlorobenzene	2.68812
Ethylbenzene	2.03736
m,p- Xylenes	0.32161
o- Xylenes	2.29001
Total Xylenes	0.96617
Styrene	1.95792
Bromoform	52.27809
1,1,2,2-Tetrachloroethane	8.82478
AVG %D	8.795754

Ravenna, OH Data Review Checklist

Project Number: 030240.0006.05
Sample Event: July 2007
Data Reviewer/Date: Heather Medley/September 2, 2007

SDG: A7G110101 R0
Analysis: SW846 8270C (including PAH's)

Review Questions:	Yes	No	N/A	Comments	Qual/Criteria
1. Did Chain-of-Custody information agree with laboratory report?	✓			COC#: 117202, 117203, 117204;	
2. Were samples preserved properly and received in good condition?	✓			15 Coolers were received between 0.1 and 5.0°C.	QAPP Table 4-2
3. Were samples extracted using the correct preparation, clean-up methods?	✓				QAPP Table 4-2
4. Were samples extracted within required holding times (7 days - water)?		✓		Samples collected 7/9/07 and 7/10/07; prep batch 7192095 extracted on 7/11/07 and prep batch 7205263 extracted on 7/24/07; The results reported from prep batch 7205263 were qualified estimated, "J" for detected results and "UJ" for non-detected results.	QAPP Table 4-2 J/UJ/R
5. Were samples analyzed within required holding times (40 days after extraction)?	✓			Samples analyzed on 7/24/07, 7/30/07, and 7/31/07.	QAPP Table 4-2 J/UJ/R
6. Were sample storage requirements met?	✓				QAPP Table 4-2
7. Were QAPP specified PQLs achieved?	✓				QAPP Table 3-4 and 3-6
8. Were all QAPP-specified target analytes reported?	✓				QAPP Table 3-4 and 3-6
9. Was the GC/MS system tuned with decafluorotriphenylphosphine (DFTPP)?	✓				LCG Table 2
10. Were the criteria met during each 12 hour shift?	✓			A4HP7: 7/23/07 @ 1432, 7/24/07 @ 0906, 7/30/07 @ 0902 A4HP8: 7/25/07 @ 1613, 7/30/07 @ 1011, 7/31/07 @ 1028	LCG Table 2
11. Did the initial calibration curve consist of 5 concentration levels, with the low standard near but above the MDL?	✓			Instrument A4HP7, ICAL 7/23/07 Instrument A4HP8, ICAL 7/25/07 stds = 0.05, 0.25, 0.50, 1.0, 2.5, 5.0, 7.5, 10.0, 12.5 ng on column	LCG Table 2 R
12. Did the Calibration Check Compounds (CCCs) (see Table 1 below) relative standard deviation (%RSD) ≤ 30%?	✓			A4HP7: Pentachlorophenol used a quadratic curve	LCG Table 2 R
13. Were the minimum response factors (RFs) for the System Performance Check Compounds (SPCCs) (see Table 2 below) met?	✓			A4HP7: 2,4-Dinitrophenol and 4-Nitrophenol used quadratic curves. A4HP8: 2,4-Dinitrophenol used a quadratic curve.	LCG Table 2 R
14. Was each target analyte <15 % RSD, or was the average RSD <15%?	✓			A4HP7: 2-Nitrophenol, Benzoic acid, Hexachlorocyclopentadiene, Acenaphthene, Fluorene, 4-Nitroaniline, and 4,6-Dinitro-2-methylphenol used quadratic curves. A4HP8: Benzoic acid, Hexachlorocyclopentadiene, and Benzo(b)fluoranthene,	LCG Table 2 15% <RSD< 30% = J/UJ

Ravenna, OH Data Review Checklist

Project Number: 030240.0006.05
Sample Event: July 2007
Data Reviewer/Date: Heather Medley/September 2, 2007

SDG: A7G110101 R0
Analysis: SW846 8270C (including PAH's)

Review Questions:	Yes	No	N/A	Comments	Qual/Criteria
				used quadratic curves.	
15. If a different calibration option was used, was the correlation coefficient (r^2) or coefficient of determination (COD) (r) ≥0.99?	✓			A4HP7: All r^2's were greater than 0.99. No qualifications made since the coefficient of determinations were within criteria. A4HP8: All r^2's were greater than 0.99. No qualifications made since the coefficient of determinations were within criteria.	LCG Table 2 r<0.99=-J/R
16. Was a MDL Level Verification performed once per quarter with all target analytes detected?			✓	A4HP7: MDL verification check data was not provided. No qualifications were made since an evaluation could not be completed. A4HP8: 6/6/07 @ 1335, 1354, and 1418	LCG Table 2 R
17. Was a MRL Level Verification run at the beginning and end of the sequence or every 12 hours?	✓			A4HP7: 7/23/07 @ 1834 and 7/24/07 @ 0208; 7/24/07 @ 1133 and 2025; 7/30/07 @ 0940 and 1717 A4HP8: 7/30/07 @ 1049 and 2105; 7/31/07 @ 1105 and 1834	LCG Table 2
18. Were the QC/MRL recoveries 70-130%?		✓		A4HP7: Ending MRL (7/24 @ 0208): 2,4-Dinitrophenol %R = 41.5%; 4-Nitrophenol %R = 56.3%; 4,6-Dinitro-2-methylphenol %R = 57.8%; Pentachlorophenol %R = 64.5%; Samples FWGCBPmw-007c-0475-GW, FWGCBPmw-006c-0474-GW, FWGEQUIPRinse2-0502-GW, and FWGLL12mw-183c-0482-GW were affected by the 7/24/07 @ 0208 MRLcheck failures. However, the samples were reanalyzed and reported from 7/30/07. No qualifications were made.	LCG Table 2 >130%=J; 50-70%=J/UJ; <50%=J/R
19. Was a second source (ICV) verification analyzed after the ICAL? Were results 70-130%?	✓			A4HP7: 7/23/07 @ 1814 A4HP8: 7/25/07 @ 1937	LCG Table 2 >130%=J; 50-70%=J/UJ; <50%=J/R
20. Was a CCV analyzed every 12 hours?	✓			A4HP7: 7/24/07 @ 0925, 7/30/07 @ 0921 A4HP8: 7/30/07 @ 1030, 7/31/07 @ 1046	LCG Table 2
21. Was the percent difference (% D) for the CCCs ≤ 20%? (see Table 1) (% drift if regression fit model used)	✓				LCG Table 2
22. Were the minimum RFs for the SPCCs met? (see Table 2)	✓				LCG Table 2
23. Was the %Difference or %Drift ≤20% for all target analytes? OR was the average %D ≤20% with no individual analyte ≥30%D?	✓				LCG Table 2 Avg D>20% and D>30% =R; Avg %D<20% and D>30% =J D>30% (neg) = J/R D>30% (pos) = J

Ravenna, OH Data Review Checklist

Project Number: 030240.0006.05
Sample Event: July 2007
Data Reviewer/Date: Heather Medley/September 2, 2007

SDG: A7G110101 R0
Analysis: SW846 8270C (including PAH's)

Review Questions:	Yes	No	N/A	Comments	Qual/Criteria
24. Were the internal standards added to every sample?	✓				LCG Table 2
25. Were the retention times for all IS compounds within ±30 seconds from the RT of the mid-point ICAL std?	✓				LCG Table 2 R
26. Did the areas of all IS compounds vary by no more than -50% to +100% from the ICAL EICP area?	✓				LCG Table 2 R
27. Was a method blank prepared and analyzed with each batch?	✓			**Prep batch 7192095** - MB was extracted with samples and analyzed on 7/23-7/24. MB had IS failures and re-analyzed on 7/30 instrument A4HP8. The MB was reported from 7/30. No qualifications were made.	LCG Table 2
28. Were all target analytes in the method blank <1/2 the MRL?	✓			**Prep batch 7192095** - Bis(2-ethylhexyl)phthalate was detected at 1.0 ug/L with a RL of 10 ug/L. No qualifications were made since the contamination was less than ½ the MRL. **Prep batch 7205263** – Bis(2-ethylhexyl)phthalate was detected at 1.6 ug/L with a RL of 10 ug/L. No qualifications were made since the contamination was less than ½ the MRL.	LCG Table 2 <5/10x blank = B
29. Was a field blank collected and analyzed?	✓			FWGEQUIPRinse1-0501-GW (collected 7/9/07) was analyzed in SDG A7G100102. The results were applied to the samples collected on 7/9/07 in this SDG. FWGEQUIPRinse2-0502-GW was collected on 7/10/07.	
30. Were all target analytes in the field blank analysis <1/2 the MRL?	✓			**prep batch 7192095** - FWGEQUIPRinse2-0502-GW had benzyl alcohol detected at 1.5 ug/L with a RL of 5.0 ug/L. Naphthalene was detected at 0.46 ug/L with a RL of 0.20 ug/L. 2-Methylnaphthalene was detected at 0.35 ug/L with a RL of 0.20 ug/L. Dimethyl phthalate was detected at 1.0 ug/L with a RL of 1.o ug/L. Diethyl phthalate was detected at 2.8 ug/L with a RL of 1.0 ug/L. Di-n-butyl phthalate was detected at 0.73 ug/L with a RL of 1.0 ug/L. bis(2-ethylhexyl)phthalate was detected at 3.9 ug/L with a RL of 10 ug/L. No qualifications were made for benzyl alcohol and bis(2-ethylhexyl)phthalate since the contamination was less than ½ the MRL. There were no detected results for naphthalene, 2-methylnaphthalene, dimethyl phthalate, and diethyl phthalate. The di-n-butyl phthalate result in sample FWGLL12mw-153c-0480-GW was qualified "B". **prep batch 7205263** - FWGEQUIPRinse2-0502-GW had benzyl alcohol detected at 1.2 ug/L with a RL of 5.0 ug/L. Naphthalene was detected at 0.44 ug/L with a RL of 0.20 ug/L. 2-Methylnaphthalene was detected at 0.29 ug/L with a RL of 0.20 ug/L. Dimethyl phthalate was detected at 0.84 ug/L with a	<5/10x blank = B

Review Questions:	Yes	No	N/A	Comments	Qual/Criteria
				RL of 1.o ug/L. Diethyl phthalate was detected at 2.4 ug/L with a RL of 1.0 ug/L. Di-n-butyl phthalate was detected at 0.69 ug/L with a RL of 1.0 ug/L. bis(2-ethylhexyl)phthalate was detected at 1.1 ug/L with a RL of 10 ug/L. No qualifications were made for benzyl alcohol and bis(2-ethylhexyl)phthalate since the contamination was less than ½ the MRL. There were no detected results for naphthalene, 2-methylnaphthalene, dimethyl phthalate, and diethyl phthalate. The di-n-butyl phthalate result in sample FWGLL12mw-153c-0480-GW was qualified "B".	
31. Was a field duplicate analyzed?	✓			Sample FWGLL12mw-DUP2-0498-GW was the field duplicate of FWGLL12mw-182C-0481-GW.	
32. Were the field duplicate RPDs ≤30%?	✓				QAPP Table 3-2 RPD >30=J
33. Was an LCS prepared and analyzed with each batch?	✓			**Prep batch 7192095** - LCS was extracted with samples and analyzed on 7/23-7/24. Samples analyzed on 7/30 did not have a separate LCS extracted and analyzed. The samples were re-analyzed due to IS failures. They were originally analyzed on 7/23-7/24. No qualifications were made.	LCG Table 2
34. Were the LCS recoveries within limits specified in LCG Appendix C?		✓		**Prep batch 7192095** - Benzoic acid recovered at 0%, control limits 30-136%. 2-chlorophenol recovered at 17%, control limits 30-120%. 2-Nitrophenol recovered at 18%, control limits 33-115%. 2,4-Dichlorophenol 26%, control limits 34-115%. Hexachlorocyclopentadiene recovered at 17%, control limits 30-115%. 2,4,6-Trichlorophenol recovered at 27%, control limit 39-115%. All associated results were qualified non-usable "R". **Prep batch 7205263** – Hexachlorocyclopentadiene recovered at 7.4%, control limit 30-15%. All hexachlorocyclopentadiene results were qualified non-usable "R".	LCG Appendix C >UL=J; 30%-LL=J/UJ; <30%=J/R
35. Was a MS/MSD pair prepared with each batch?	✓				LCG Table 2
36. Was the MS/MSD parent sample a Ravenna sample?	✓			Sample FWGLL12mw-183c-0482-GW was the parent.	
37. Were MS/MSD recoveries 45-135% and RPD value ≤40%?		✓		**Prep batch 7192095 –** Benzoic acid recovered below the LCG control limits, but within the lab control limits (10-127%) in the MS (15%) and MSD (19%). Hexachloroethane recovered below the LCG control limits but within the lab control limits (28-94%) in the MSD (42%). Hexachlorocyclopentadiene recovered below the LCG control limits but within the lab limits (10-98%) in the MS (10%) and MSD (10%). 3,3'-dichlorobenzidine recovered below the LCG control limits, but within the lab control limits (19-111%) in the MS (24%) and MSD (24%). Hexachlorocyclopentadiene and benzoic acid also had LCS	LCG Table 2 Pj

Review Questions:	Yes	No	N/A	Comments	Qual/Criteria
				recovery failures. All hexachlorocyclopentadiene and benzoic acid results were qualified non-usable "R". There were no other QC outliers for 3,3'-Dichlorobenzidine and hexachloroethane; therefore no qualifications were made. **Prep batch 7205263** - Hexachloroethane recovered below the LCG control limits but within the lab control limits (28-94%) in the MSD (44%). 2,4-Dimethylphenol recovered below the LCG control limits but within the lab control limits (28-109%) in the MSD (44%). Hexachlorocyclopentadiene recovered below the LCG control limits but within the lab limits (10-98%) in the MS (13%) and MSD (13%). Hexachlorocyclopentadiene also had LCS recovery failures. All hexachlorocyclopentadiene results were qualified estimated "UJ". There were no other QC outliers for hexachloroethane and 2,4-Dimethylphenol; therefore no qualifications were made.	
38. Were surrogate recoveries within 50-150%?		✓		Samples FWGCBPmw-007c-0475-GW (34%), FWGCBPmw-006c-0474-GW (31%), FWGLL12mw-183c-0482-GW (29%), FWGLL12mw-186c-0483-GW (28%), FWGBKGmw-008c-0463-GW (49%), FWGBKGmw-004c-0460-GW (34%), FWGLL12mw-182c-0481-GW (34%), FWGLL12mw-DUP2-0498-GW (49%), and FWGBKGmw-021c-0473-GW (38%) had 2-fluorophenol recover below control limits in the original analyses. FWPGCBPmw-006c-0474-GW (43%), FWGEQUIPRinse2-0502-GW (41%), FWGBKGmw-012c-0465-GW (42%), FWGLL1mw-080c-0485-GW (25%), FWGLL12mw-183c-0482-GW (39%), FWGLL12mw-186c-0483-GW (25%), FWGBKGmw-008c-0463-GW (26%), FWGBKGmw-004c-0460-GW (37%), FWGLL12mw-182c-0481-GW (28%), FWGLL12mw-DUP2-0498-GW (28%), FWGLL12mw-153c-0480-GW (42%), and FWGBKGmw-021c-0473-GW (22%) had 2-Fluorophenol recover below control limits in the re-extracted analyses. No qualifications were made because LCG (Attachment A "Data Validation Guidelines, Section 2.10) allows one surrogate failure without qualification. FWGCBPmw-007c-0475-GW had 2-Fluorophenol recover at 11% and Phenol-d5 recovery at 34% in the re-extracted analyses. All associated results were qualified estimated "J" for detected results and "UJ" for non-detected results.	LCG Table 2 >150%=J; 10% -50%=J/UJ; <10%=J/R
39. Were reported sample concentrations within calibration range?	✓				
40. Were laboratory-generated Quality Control Exception Reports issued? If yes,		✓			

Project Number: 030240.0006.05
Sample Event: July 2007
Data Reviewer/Date: Heather Medley/September 2, 2007

SDG: A7G110101 R0
Analysis: SW846 8270C (including PAH's)

Review Questions:	Yes	No	N/A	Comments	Qual/Criteria
summarize contents.					
41. Were lab comments included in report? If yes, summarize contents.	✓				

References:

Louisville Chemistry Guidelines (LCG), USACE June 2002 version 5; Section I "Chemical Analysis Criteria" Table 2 and Attachment A "Data Validation Guidelines:

Final Quality Assurance Project Plan (QAPP) Addendum for the Facility-Wide Groundwater Monitoring Program Ravenna Army Ammunition Plant, Ravenna, OH, Portage Environmental September 2004

NELAC Quality Systems revision 16, July 12, 2002, Chapter 5 section 5.5.8.3.1.a.1 "temperatures just above freezing up to 6C shall be acceptable". This criterion has been used in the validation of acceptable temperatures.

Additional Comments:

Table 1: CCCs

Base / Neutral Compunds	Acid Compounds
Acenaphthalene	4-Chloro-3-methylphenol
1,4-Dichlorobenzene	2,4-Dichlorophenol
Hexachlorobutadiene	2-Nitrophenol
N-Nitrosodiphehylamine	Phenol
Di-n-octylphthalate	Pentachlorophenol
Fluoroanthene	2,4,6-Trichlorophenol
Benzo(a)pyrene	

(All analytes if CCCs not included in standard)

Table 2: SPCCs

N-Nitroso-di-n-propylamine	0.050
Hexachlorocyclopentadiene	0.050
2,4-Dinitrophenol	0.050
4-Nitrophenol	0.050

Ravenna, OH Data Review Checklist

Project Number: 030240.0006.05
Sample Event: July 2007
Data Reviewer/Date: Heather Medley/ September 4, 2007

SDG: A7G110101 R0
Analysis: SW846 8081

Review Questions:	Yes	No	N/A	Comments	Qual/Criteria
1. Did Chain-of-Custody information agree with laboratory report?	✓			COC#: 117202, 117203, 117204;	
2. Were samples preserved properly and received in good condition?	✓			15 Coolers were received between 0.1 and 5.0°C.	QAPP Table 4-2, NELAC
3. Were holding times met?	✓			Samples collected 7/9/07 and 7/10/07, extracted on 7/12//07, and analyzed on 7/16/07, 7/18/07, and 7/20/07.	QAPP Table 4-2 J/UJ/R
4. Were sample storage requirements met?	✓				QAPP Table 4-2
5. Were QAPP specified PQLs achieved?		✓		FWGLL1mw-080c-0485-GW had elevated reporting limits due to matrix interference.	QAPP Table 3-5
6. Were all QAPP-specified target analytes reported?	✓				QAPP Table 3-5
7. Was a DDT standard analyzed every 12 hours? Was the DDT %breakdown < 15%?	✓			A2hp3: 7/17/07 @ 0704; 7/19/07 @ 1113, 1814, 7/20/07 @ 0228 A2hp9: 7/16/07 @ 0757; 7/16/07 @ 1525, 2209, 7/18/07 @ 2031 and 7/19/07 @ 0100	LCG Table 4 >15%=J/R
8. Was an endrin standard analyzed every 12 hours? Was endrin %breakdown <15%?	✓			A2hp3: 7/17/07 @ 0704; 7/19/07 @ 1113, 1814, 7/20/07 @ 0228 A2hp9: 7/16/07 @ 0757; 7/16/07 @ 1525, 2209, 7/18/07 @ 2031 and 7/19/07 @ 0100	LCG Table 4 >15%=J/R
9. Does the initial calibration curve consist of 5 concentration levels?	✓			Instrument a2hp3; ICAL on 7/17/07 and 7/19/07 (AB standards only); Instrument a2hp9: ICAL on 7/16/07 and 7/17/07 (tox only) Stds = 0.005, 0.01, 0.025, 0.05, 0.1, 0.20	LCG Table 4 R
10. Were the %RSDs for each analyte ≤ 20%? OR was the average %RSD ≤ 20% with the r^2 >0.990?	✓			A2hp3 7/19/07 ICAL - Delta-BHC used a linear curve on the front and back columns.	LCG Table 4 RSD>20% or r<0.99=J/R
11. Was a blank run prior to the initial calibration?	✓				
12. Was a MDL Level Verification performed once per quarter with all target analytes detected?	✓			A2hp9: 6/8/07 @ 0943 MDL verification check data for instrument a2hp3 was not provided. No qualifications were made since an evaluation could not be completed.	LCG Table 4 R
13. Was a MRL Verification performed at the beginning and end of the sequence or every 12 hours with results 70-130%?		✓		A2hp3: 7/19/07 @ 2335 and 7/20 @ 0317 A2hp9: 7/16/07 @ 1503 and 2254, 7/18/07 @ 2054 and 7/19/07 @ 0145 7/19/07 @ 2335 – Delta-BHC recovered at 154.6% on the front column and 181.4% on the back column. Delta-BHC was not detected in the sample; therefore no qualifications were made. 7/20/07 @ 0317 – Delta-BHC recovered at 149.2% on the front column and	LCG Table 4 >130%=J; 65-70%%=J/UJ; <65%=J/R

Review Questions:	Yes	No	N/A	Comments	Qual/Criteria
				176.2% on the back column. Delta-BHC was not detected in the sample; therefore no qualifications were made. 7/19/07 @ 0145 – 4,4'-DDE recovered at 141.6% on the front column. Hepatchlor epoxide recovered at 194.3% on the back column. Endrin Ketone recovered at 140.1% on the back column. No qualifications were made since there were no detected results.	
14. Was a second source (ICV) verification analyzed after the ICAL? Were results 85-115%?		✓		A2hp3: 7/17/07 @ 1444; 7/19/07 @ 1432 A2hp9: 7/16/07 @ 1418	LCG Table 4 >115%=J; 80-85%=J/UJ; <80%=J/R
15. Was a CCV run every 12 hours?	✓			A2hp3: 7/19/07 @ 1456 (tox), 2310, 7/20/07 @ 0138 (tox), 0253 A2hp9: 7/16/07 @ 2231, 7/17/07 @ 0537, 7/18/08 @ 1625 (tox), 2009, 7/19/07 @ 0123, 0208 (tox)	LCG Table 4
16. Was the %D for all target analytes ≤15%? OR was the average %D ≤ 15% with no individual analyte >30%?		✓		7/19 @ 1456 back column – 3 of the individual peaks %D were less than 15% (neg). The average %D across all 5 peaks was 19.3%; No qualifications were made since toxaphene was reported from the front column. 7/19 @ 2310 back column – Heptachlor epoxide (15.6%), Dieldrin (17.3%), Methoxychlor (15.8%), and Endrin ketone(15.9%) recovered greater than 15% D. The average %D was 13%; no qualifications were made. 7/20 @ 0138 front column – 2 of the individual peaks %D were less than 15% (neg). The average %D across all 5 peaks was 16%. No qualifications were made since toxaphene was reported as an average of the peaks and the average %D was less than 30%. 7/20 @ 0138 back column – 2 of the individual peaks %D were less than 15% (neg). The average %D across all 5 peaks was 14.7%; no qualifications were made. 7/20 @ 0253 back column – .All analytes EXCEPT gamma-BHC, beta-BHC, delta-BHC, and heptachlor recovered greater than 15%D (pos). The average %D was 18.6 %; No qualifications were made since the results were reported from the front column. 7/16 @ 2231 front and back columns – all analytes %Ds were greater than 15% (pos). The average %D was greater than 15%. All results were non-detect; therefore no qualifications were made.	LCG Table 4 D>30% (neg) =J/R D>30% (pos) = J

Project Number: 030240.0006.05
Sample Event: July 2007
Data Reviewer/Date: Heather Medley/ September 4, 2007

SDG: A7G110101 R0
Analysis: SW846 8081

Review Questions:	Yes	No	N/A	Comments	Qual/Criteria
				7/17 @ 0537 back column – 2 of the individual peaks %D were less than 15% (neg). The average %D across all 5 peaks was 12%; no qualifications were made. 7/18 @ 1625 front column – 2 of the individual peaks %D were less than 15% (neg). The average %D across all 5 peaks was 14.99%; no qualifications were made. 7/18 @ 1625 back column – all 5 of the individual peaks %D were less than 15% (neg). The average %D across all 5 peaks was 27.2%; No qualifications were made since toxaphene was reported as an average of the peaks and the average %D was less than 30%. 7/18 @ 2009 front – 4,4-DDE' (16.7%) recovered greater than 15%D (pos). The average %D was 4.2 %; no qualifications were made. 7/18 @ 2009 back – 4,4-DDD' (23.3%) recovered greater than 15%D (pos). The average %D was 6.2 %; no qualifications were made. 7/19 @ 0123 front – beta-BHC (19.2%), Aldrin (16.9%), gamma-chlordane (26.1%), 4,4-DDE' (23.8%) recovered greater than 15%D (pos). The average %D was 8.3%; no qualifications were made. 7/19 @ 0123 back – Heptachlor epoxide (25.7%), 4,4-DDD' (18.3%) recovered greater than 15%D (pos). The average %D was 8.0%; no qualifications were made. 7/19 @ 0208 front column – 2 of the individual peaks %D were less than 15% (neg). The average %D across all 5 peaks was 11.6%; no qualifications were made. 7/19 @ 0208 back column – 4 of the individual peaks %D were less than 15% (neg). The average %D across all 5 peaks was 24.9%. No qualifications were made since toxaphene was reported as an average of the peaks and the average %D was less than 30%.	
17. Was a method blank prepared and analyzed with each batch?	✓				LCG Table 4
18. Were target analytes < ½ the MRL?	✓				LCG Table 4 <5x=B

Ravenna, OH Data Review Checklist

Project Number: 030240.0006.05
Sample Event: July 2007
Data Reviewer/Date: Heather Medley/ September 4, 2007

SDG: A7G110101 R0
Analysis: SW846 8081

Review Questions:	Yes	No	N/A	Comments	Qual/Criteria
19. Was an equipment blank collected and analyzed?	✓			FWGEQUIPRinse1-0501-GW (collected 7/9/07) was analyzed in SDG A7G100102. The results were applied to the samples collected on 7/9/07 in this SDG. FWGEQUIPRinse2-0502-GW was collected on 7/10/07.	
20. Were target analytes in the field blank analyses (equipment) <1/2 the MRL?	✓				<5x =B
21. Was an LCS prepared and analyzed with each batch?	✓			Only a LCS is required	LCG Table 4
22. Were the LCS recoveries within limits specified in LCG Appendix C?		✓		Endosulfan I recovered below control limits (50-160) in the LCS (48%). All results were qualified estimated "UJ".	LCG Appendix C >UL=J; 30%-LL=J/UJ; <30%=J/R
23. Was a MS/MSD pair prepared with each batch?	✓				LCG Table 4
24. Was the MS/MSD parent sample a Ravenna sample?	✓			Sample FWGLL12mw-183c-0482-GW was the parent.	
25. Were MS/MSD recoveries 40-140% and RPD ≤20%?		✓		4,4-DDD' was above control limits in the MS (145%) and MSD (145%). No qualifications were made since there were no detected results.	QAPP Table 3-2 Pj
26. Were surrogate recoveries 50-150%?		✓		Samples FWGCBPmw-006c-0474-GW had DBC recover at 34%. FWGLL12mw-186c-0483-GW had DCB recover at 40%. FWGLL12mw-153c-0480-GW had DCB recover at 43%. All associated results were qualified estimated "J" for detected results and "UJ" for non-detected results.	LCG Table 4 >150%=J; 10% -50%=J/UJ; <10%=J/R
27. Was a field duplicate analyzed? Were the RPDs ≤30%?	✓			Sample FWGLL12mw-DUP2-0498-GW was the field duplicate of FWGLL12mw-182C-0481-GW.	QAPP Table 3-2 RPD >30=J
28. Were all positive results verified by a second column confirmation? Were the RPD's ≤ 40?	✓				LCG Table 4 >40 RPD=J
29. Were reported sample concentrations within calibration range?	✓				
30. Were laboratory-generated Quality Control Exception Reports issued? If yes, summarize contents.		✓			
31. Were lab comments included in report? If yes, summarize contents.	✓				

References:

Ravenna, OH Data Review Checklist

Project Number: 030240.0006.05
Sample Event: July 2007
Data Reviewer/Date: Heather Medley/ September 4, 2007

SDG: A7G110101 R0
Analysis: SW846 8081

Louisville Chemistry Guidelines (LCG), USACE June 2002 version 5; Section I "Chemical Analysis Criteria" Table 4 and Attachment A "Data Validation Guidelines:

Final Quality Assurance Project Plan (QAPP) Addendum for the Facility-Wide Groundwater Monitoring Program Ravenna Army Ammunition Plant, Ravenna, OH, Portage Environmental September 2004

NELAC Quality Systems revision 16, July 12, 2002, Chapter 5 section 5.5.8.3.1.a.1 "temperatures just above freezing up to 6C shall be acceptable". This criterion has been used in the validation of acceptable temperatures.

Additional Comments:

Ravenna, OH Data Review Checklist

Project Number: 030240.0006.05
Sample Event: July 2007
Data Reviewer/Date: Heather Medley/September 5, 2007

SDG: A7G110101 R0
Analysis: SW846 8082

Review Questions:	Yes	No	N/A	Comments	Qual/Criteria
1. Did Chain-of-Custody information agree with laboratory report?	✓			COC#: 117202, 117203, 117204;	
2. Were samples preserved properly and received in good condition?	✓			15 Coolers were received between 0.1 and 5.0°C.	QAPP Table 4-2
3. Were holding times met?	✓			Samples collected 7/9/07 and 7/10/07, extracted on 7/11/07, and analyzed on 7/13, 7/14, and 7/16/07.	QAPP Table 4-2 J/UJ/R
4. Were sample storage requirements met?	✓				QAPP Table 4-2
5. Were QAPP specified PQLs achieved?	✓				QAPP Table 3-5
6. Were all QAPP-specified target analytes reported?	✓				QAPP Table 3-5
7. Does the initial calibration curve consist of 5 concentration levels of Aroclors 1016 and 1260?	✓			Instrument a2hp11; ICAL on 6/27/07 Stds = 0.05, 0.1, 0.2, 0.5, 1.0, 2.0	LCG Table 3 R
8. Was the % RSD ≤ 20%? Were the r^2s >0.990?	✓				LCG Table 3 RSD>20% or r<0.99= J/R
9. Was a MDL Level Verification performed once per quarter? Were all target analytes detected?			✓	MDL verification check data was not provided. No qualifications were made since an evaluation could not be completed.	LCG Table 3 R
10. Was a MRL Level Verification performed at the beginning and end of the sequence or every 12 hours? Were the results 70-130%	✓			7/13/07 @ 2305 and 7/14/07 @ 0346; 7/16/07 @ 1409 and 1907	LCG Table 3 >130%=J; 65-70%=J/UJ; <65%=J/R
11. Was a second source (ICV) verification performed after the ICAL? Were results 85-115%?	✓			6/27/07 @ 2347; Aroclor-1016 peak average was 5.9%. Aroclor-1260 peak average was 12.2%. There were no detected results; therefore no qualifications were made,	LCG Table 3 >115%=J; 80-85%=J/UJ; <80%=J/R
12. Were single standards of the other five Aroclors run to aid in pattern recognition and to determine a single point calibration factor?	✓				Method 8082 Section 5.6.2
13. Was a CCV run every 12 hours?	✓			7/13/07 @ 2250 and 7/14/07 @ 0402; 7/16/07 @ 1353 and 1901	LCG Table 3

Ravenna, OH Data Review Checklist

Project Number: 030240.0006.05
Sample Event: July 2007
Data Reviewer/Date: Heather Medley/September 5, 2007

SDG: A7G110101 R0
Analysis: SW846 8082

Review Questions:	Yes	No	N/A	Comments	Qual/Criteria
14. Was the % D ≤ 15 % for each analyte or the average %D across all analytes ≤ 15% with a maximum %D for each target analyte ≤30%?	✓				LCG Table 3 D>30% (neg) =J/R D>30% (pos) =J
15. Was a method blank prepared and analyzed with each batch?	✓				LCG Table 5
16. Were target analytes <1/2 the MRL?	✓				LCG Table 5 <5x = B
17. Was an equipment blank collected and analyzed?	✓			FWGEQUIPRinse1-0501-GW (collected 7/9/07) was analyzed in SDG A7G100102. The results were applied to the samples collected on 7/9/07 in this SDG. FWGEQUIPRinse2-0502-GW was collected on 7/10/07.	
18. Were target analytes in the field blank analyses (equipment) <1/2 the MRL?	✓				<5x = B
19. Was an LCS prepared and analyzed with each batch?	✓				LCG Table 3
20. Were the LCS recoveries within limits specified in LCG Appendix C?	✓				LCG Appendix C >UL=J; LL-30%=J/UJ; <30%=J/R
21. Was a MS/MSD pair prepared with each batch?	✓				LCG Table 3
22. Was the MS/MSD parent sample a Ravenna sample?	✓			Sample FWGLL12mw-183c-0482-GW was the parent.	
23. Were MS/MSD recoveries 40-140% and RPD ≤20%?	✓				QAPP Table 3-2 Pj
24. Was the surrogate spiked into all samples?	✓				
25. Were surrogate recoveries 50-150%?		✓		Surrogate DCB recovered below control limits in samples FWGCBPmw-006c-0474-GW (17%), FWGBKGmw-012c-0465-GW (47%), FWGLL12mw-186c-0483-GW (37%), FWGBKGmw-004c-0460-GW (45%), FWGLL12mw-182c-0481-GW (47%), FWGLL12mw-DUP2-0498-GW (40%), and FWGLL12mw-153c-0480-GW (37%). All associated results were qualified estimated "UJ"	LCG Table 3 >150%=J; 10-50%=J/UJ; <10%=R
26. Was a field duplicate analyzed? Were the RPDs <30%?	✓			Sample FWGLL12mw-DUP2-0498-GW was the field duplicate of FWGLL12mw-182C-0481-GW.	QAPP Table 3-2 RPD >30=J

Ravenna, OH Data Review Checklist

Project Number: 030240.0006.05
Sample Event: July 2007
Data Reviewer/Date: Heather Medley/September 5, 2007

SDG: A7G110101 R0
Analysis: SW846 8082

Review Questions:	Yes	No	N/A	Comments	Qual/Criteria
27. Were all positive results verified by a second dissimilar column confirmation? Was the RPD ≤ 40?	✓				LCG Table 3 RPD>40=J
28. Were reported sample concentrations within calibration range?	✓				
29. Were laboratory-generated Quality Control Exception Reports issued? If yes, summarize contents.		✓			
30. Were lab comments included in report? If yes, summarize contents.	✓				

References:

Louisville Chemistry Guidelines (LCG), USACE June 2002 version 5; Section I "Chemical Analysis Criteria" Table 3 and Attachment A "Data Validation Guidelines:

Final Quality Assurance Project Plan (QAPP) Addendum for the Facility-Wide Groundwater Monitoring Program Ravenna Army Ammunition Plant, Ravenna, OH, Portage Environmental September 2004

NELAC Quality Systems revision 16, July 12, 2002, Chapter 5 section 5.5.8.3.1.a.1 "temperatures just above freezing up to 6C shall be acceptable". This criterion has been used in the validation of acceptable temperatures.

Additional Comments:

Ravenna, OH Data Review Checklist

Project Number: 030240.0006.05
Sample Event: July 2007
Data Reviewer/Date: Heather Medley/ September 6, 2007

SDG: A7G110101 R0
Analysis: SW846 8330

Review Questions:	Yes	No	N/A	Comments	Qual/Criteria
1. Did Chain-of-Custody information agree with laboratory report?	✓			COC#: 117202, 117203, 117204;	
2. Were samples preserved properly and received in good condition?	✓			15 Coolers were received between 0.1 and 5.0°C.	QAPP Table 4-2
3. Were holding times met?	✓			Samples collected 7/9/07 and 7/10/07, extracted on 7/16/07, and analyzed on 7/19, 7/20/07, and 7/21	QAPP Table 4-2 J/UJ/R
4. Were sample storage requirements met?	✓				QAPP Table 4-2
5. Were QAPP specified PQLs achieved?		✓			QAPP Table 3-7
6. Were all QAPP-specified target analytes reported?	✓				QAPP Table 3-7
7. Was a MDL Level Verification analyzed once per quarter with all target analytes detected?			✓	MDL verification check data was not provided. No qualifications were made since an evaluation could not be completed.	LCG Table 5 R
8. Was a MRL Level Verification run at the beginning and end of every daily sequence or every 12 hours? Was the %D <30%?		✓		7/19/07 @ 1856, 1942, 7/20/07 @ 0503, 0550, 1251, 1338, 2125, 2212, 7/21/07 @ 0731 and 0818; 3-Nitrotoluene %D was -58% in the 7/20 @ 1251 MRL. Two MRLs were analyzed each time a MRL was analyzed. All the analytes were within control between the two MRLs. No qualifications were made since all other bracketing MRLs were acceptable and the second MRL check was also acceptrable. 7/25/07 @ 1112, 1215, 1834, 1937; 4-Nitrotoluene appears to not have been spiked into MRL checks on 7/25; No qualifications were made since an evaluation could not be completed.	LCG Table 5 >30%=J
9. Did the initial calibration curve consist of 5 concentration levels?	✓			LC9 – ICAL 2/16/07 LC9 – ICAL 7/12/07 (used for confirmation; different column).	LCG Table 5 R
10. Were all target analytes %RSD ≤ 20%? OR was the average RSD ≤ 20%?	✓				LCG Table 5 >20% RSD=J/R
11. If a linear regression curve was used, was the correlation coefficient $r^2 \geq 0.99$?	✓				LCG Table 5 R<0.99=-J/R
12. Was a second source verification (ICV) analyzed after the ICAL and all analytes 85-115%	✓			2/17/07 @ 0130 7/13/07 @ 0148	LCG Table 5 >115%=J 80-85%=J/UJ; <80%=J/R
13. Was a CCV run daily?	✓			7/19/07 @ 1809, 7/20/07 @ 0417, 1204, 2039, and 7/21/07 @ 0645 7/25/07 @ 1204, 1731; 4-Nitrotoluene appears to not have been spiked into CCVs on 7/25; No qualifications were made since an evaluation could not be completed.	LCG Table 5

Ravenna, OH Data Review Checklist

Project Number: 030240.0006.05
Sample Event: July 2007
Data Reviewer/Date: Heather Medley/ September 6, 2007

SDG: A7G110101 R0
Analysis: SW846 8330

Review Questions:	Yes	No	N/A	Comments	Qual/Criteria
14. Were all target analytes %D ≤ 15% or average %D ≤ 15% with no individual result > 30%?	✓				LCG Table 5 D>30% (neg) = J/R D>30% (pos) = J
15. Was a method blank prepared and analyzed with each batch?	✓				LCG Table 5
16. Were target analytes in the method blank <1/2 the MRL?	✓				LCG Table 5 <5x = B
17. Was a field blank (equipment) collected and analyzed?	✓			FWGEQUIPRinse1-0501-GW (collected 7/9/07) was analyzed in SDG A7G100102. The results were applied to the samples collected on 7/9/07 in this SDG. FWGEQUIPRinse2-0502-GW was collected on 7/10/07.	
18. Were target analytes in the field blank analyses (equipment) <1/2 MRL?	✓			FWGEQUIPRinse1-0501-GW had RDX detected at 0.062 ug/L. The sample result was greater than 5x rinse value. No qualifications were made. FWGEQUIPRinse2-0502-GW had Nitroglycerin detected at 0.57 ug/L, RDX detected at 0.19 ug/L, and 2,4,6-Trinitrotoluene detected at 0.092 ug/L. There were no detected results for Nitroglycerin and 2,4,6-TNT therefore no qualifications were made. Sample FWGLL12mw-186c-0483-GW RDX result was qualified "B".	<5x = B
19. Was a LCS prepared and analyzed with each batch?	✓				LCG Table 5
20. Were the LCS recoveries within limits specified in LCG Appendix C?	✓				LCG Appendix C >UL=J; <LL=J/UJ; <30%=J/R
21. Was a MS/MSD pair prepared with each batch?	✓				LCG Table 5
22. Was the MS/MSD parent sample a Ravenna sample?	✓			Sample FWGLL12mw-183c-0482-GW was the parent.	
23. Were MS/MSD recoveries 40-140% and RPD ≤20%?	✓				QAPP Table 3-2; Pj
24. Were surrogate recoveries within acceptance criteria of 50-150%?	✓				LCG Table 5 >150%=J; 10-50%=J/UJ; <10%=R

Ravenna, OH Data Review Checklist

Project Number: 030240.0006.05
Sample Event: July 2007
Data Reviewer/Date: Heather Medley/ September 6, 2007

SDG: A7G110101 R0
Analysis: SW846 8330

Review Questions:	Yes	No	N/A	Comments	Qual/Criteria
25. Were all positive results confirmed with a second column confirmation? Was the RPD% within ± 40%?		✓		FWGEQUIPRinse2-0502-GW RDX result could not be confirmed on a second column due to matrix interferences on the confirmation column. The result was qualified estimated "J".	LCG Table 5 RPD>40%=J
26. Was a field duplicate analyzed? Were the RPDs ≤30%?		✓		Sample FWGLL12mw-DUP2-0498-GW was the field duplicate of FWGLL12mw-182C-0481-GW. The Nitrobenzene RPD was 200%. FWGLL12mw-182C-0481-GW was detected and qualified estimated "J".	QAPP Table 3-2 RPD >30=J
27. Were reported sample concentrations within calibration range?	✓				
28. Were laboratory-generated Quality Control Exception Reports issued? If yes, summarize contents.		✓			
29. Were lab comments included in report? If yes, summarize contents.	✓			*Comments in case narrative on*	

References:

Louisville Chemistry Guidelines (LCG), USACE June 2002 version 5; Section I "Chemical Analysis Criteria" Table 5 and Attachment A "Data Validation Guidelines.

Final Quality Assurance Project Plan (QAPP) Addendum for the Facility-Wide Groundwater Monitoring Program Ravenna Army Ammunition Plant, Ravenna, OH, Portage Environmental September 2004

STL SOP SAC-LC-0009 Rev. 2.0- Determination of Nitroaromatic, Nitramines, and Specialty Explosives Based on Method 8330, SW-846.

Additional Comments:

Ravenna, OH Data Review Checklist

Project Number: 030240.0006.05
Sample Event: July 2007
Data Reviewer/Date: Heather Medley/September 5, 2007

SDG: A7G110101 R0
Analysis: SW846 6010B/6020

Review Questions:	Yes	No	N/A	Comments	Qual/Criteria
1. Did Chain-of-Custody information agree with laboratory report?	✓			COC#: 117202, 117203, 117204;	
2. Were samples preserved properly and received in good condition?	✓			15 Coolers were received between 0.1 and 5.0°C.	QAPP Table 4-2
3. Were holding times met?	✓			Samples collected 7/9/07 and 7/10/07, digested on 7/12/07, ICP analyzed on 7/13/07, and ICP-MS analyzed on 7/17/07.	QAPP Table 4-2 J/UJ/R
4. Were sample storage requirements met?	✓				QAPP Table 4-2
5. Were QAPP specified RLs achieved?	✓				QAPP Table 3-8
6. Were all QAPP-specified target analytes reported?	✓				QAPP Table 3-8
7. Did the initial calibration curve range include 3 standards and a blank?	✓				LCG Table 7 R
8. Was the ICAL performed daily?	✓				LCG Table 7 R
9. Was the correlation coefficient r≥0.995 for each analyte?	✓				LCG Table 7 R<0.995=J/R
10. Was a MDL Level Verification performed once per quarter with all target analytes detected?	✓			I5 – 6/5/07; I7 – 4/9/07	LCG Table 7 R
11. Was a MRL Level Verification performed at the beginning of the daily sequence? Were results 70-130%?		✓		**ICPMS:** 7/17/07 @ 0806 and 1257; Aluminum closing (157.6%) MRL and Iron closing (133.3%) MRL recovered above control limits. Aluminum was detected in samples FWGCBPmw-007c-0475-GF, FWGBKGmw-012c-0465-GF, FWGLL12mw-186c-0483-GF, FWGBKGmw-004c-0460-GF, and FWGLL12mw-182c-0481-GF and qualified estimated "J". Iron was detected in all samples EXCEPT FWGEQUIPRinse2-0502-GW. Iron was qualified estimated "J". **ICP:** 7/12/07 @ 2334 and 7/13/07 @ 0639; Chromium closing (46.9%) recovered below 65%. All chromium results were qualified non-usable "R"	LCG Table 7 >130%=J; 65-70%=J/UJ; <65%=J/R
12. Was the ICV (second source verification) analyzed after the ICAL?	✓				LCG Table 7
13. Were all analytes within 90-110% in the ICV?	✓				LCG Table 7 J>110%=J; 90-85%=J/UJ; <85%=J/R
14. Was the ICB analyzed after the ICV with results <1/2 the MRL?	✓			Aluminum was detected at 37.9 ug/L with a RL of 50 ug/L. Antimony was detected at 0.18 ug/L with a RL of 2 ug/L. Beryllium was detected at 0.015 ug/L with a RL of 1 ug/L.	LCG Table 7 < 5x = U

Review Questions:	Yes	No	N/A	Comments	Qual/Criteria
				Iron was detected at 7.4 ug/L with a RL of 20 ug/L. Calcium was detected at 3.7 ug/L with a RL of 1000 ug/L. Magnesium was detected at 8.0 ug/L with a RL of 1000 ug/L. Manganese was detected at 0.1 ug/L with a RL of 10 ug/L. Potassium was detected at 151 ug/L with a RL of 1000 ug/L. Sodium was detected at –510 ug/L with a RL of 1000 ug/L. Vanadium was detected at 0.9 ug/L with a RL of 10 ug/L. For all analytes, the contamination was less than ½ the RL. Therefore no qualifications were made.	
15. Were CCVs analyzed every 10 samples and at the end of the analytical sequence?	✓				LCG Table 7
16. Were CCV results within 90 to 110%?	✓				LCG Table 7 >110%=J 90-85%=J/UJ; <85%=J/R
17. Were the CCBs run every 10 samples and at the end of the analytical sequence? Were results <1/2 the MRL?		✓		Aluminum was detected in CCB1 (2.8 ug/L), CCB2 (-6.9 ug/L), CCB3 (-3.5 ug/L), CCB 4 (-8.8 ug/L), CCB6 (-9.8 ug/L), and CCB8 (-12 ug/L) with a RL of 50 ug/L. Antimony was detected in CCB1 (0.19 ug/L), CCB2 (0.24 ug/L) CCB3 (0.23 ug/L), and CCB5 (0.12 ug/L) with a RL of 2 ug/L. Beryllium was detected in CCB2 (0.018 ug/L) and CCB3 (0.017 ug/L) with a RL of 1 ug/L. Iron was detected in CCB1 (6.2 ug/L), CCB2 (3.9 ug/L), CCB3 (6.5 ug/L), and CCB7 (3.8 ug/L) with a RL of 20 ug/L. Thallium was detected in CCB1 at 0.082 ug/L with a RL of 1 ug/L. Zinc was detected in CCB2 (-0.71 ug/L) and CCB3 (-0.64 ug/L) with a RL of 10 ug/L. Arsenic was detected in CCB4 at –2.1 ug/L with a RL of 5 ug/L. Barium was detected in all CCBs between 0.2 and 0.3 ug/L with a RL of 10 ug/L. Calcium was detected in CCB1 (7.3 ug/L) and CCB5 (-5.9 ug/L) with a RL of 1000 ug/L. Copper was detected in CCB4 (-1.4 ug/L) and CCB5 (-1.6 ug/L) with a RL of 5 ug/L. Magnesium was detected in CCB1 (10.4 ug/L), CCB3 (8.7 ug/L), CCB4 (5.7 ug/L), and CCB5 (4.0 ug/L) with a RL of 1000 ug/L. Manganese was detected in all 5 CCBs between 0.2 and 0.4 ug/L with a RL of 10 ug/L. Potassium was detected all 7 CCBs between 148 and 156 ppb with a RL of 1000 ppb. Vanadium was detected in 4 of the 5 CCBs at 0.5 ug/L with a RL of 10 ug/L. The contamination was less than ½ the RL; therefore no qualifications were made. Selenium was detected in CCB1 (-3.0 ug/L) with a RL of 5 ug/L. Sodium was detected in CCB1 (-660 ug/L), CCB2 (-480 ug/L), CCB3 (-730 ug/L), CCB4 (-430 ug/L), and CCB5 (-420 ug/L) with a RL of 1000 ug/L. No qualifications were made since the LCG doesn't specifically address negative blank values.	LCG Table 7 <5x = U

Ravenna, OH Data Review Checklist

Project Number: 030240.0006.05 **SDG**: A7G110101 R0
Sample Event: July 2007 **Analysis**: SW846 6010B/6020
Data Reviewer/Date: Heather Medley/September 5, 2007

Review Questions:	Yes	No	N/A	Comments	Qual/Criteria
18. Was an Interelement Check Standard run at the beginning of the analytical sequence?	✓				LCG Table 7
19.Was the ICS recovery within 80 to 120% of true value for each element of interest?	✓				LCG Table 7 >120%=J; 50-79%=J/UJ; <50%=Pj/R
21. Was a method blank prepared and analyzed with each batch?	✓				LCG Table 7
22. Were target analytes <1/2 the MRL in the method blank?		✓		Barium was detected at 3.6 ug/L with a RL of 10 ug/L. Calcium was detected at 137 ug/L with a RL of 1000 ug/L. Magnesium was detected at 88.7 ug/L with a RL of 1000 ug/L. Manganese was detected at 1.2with a RL of 10ug/L. Potassium was detected at 163 ug/L with a RL of 1000ppb. Thallium was detected at 0.053 ug/L with a RL of 1 ug/L. Zinc was detected at 4.3 ug/L with a RL of 10 ppb. There were no qualifications made since the MB values were less than ½ the MRL. Cadmium was detected at 0.40 ug/L with a RL of 0.50 ug/L. There were no detected cadmium results; therefore no qualifications were made. Iron was detected at 35.1ug/L with a RL of 20 ug/L. Samples FWGBKGmw-008c-0463-GF and FWGBLGmw-004c-0460-GF were qualified "B"	LCG Table 7 <5x = B
23. Was a field blank collected and analyzed?	✓			FWGEQUIPRinse1-0501-GW (collected 7/9/07) was analyzed in SDG A7G100102. The results were applied to the samples collected on 7/9/07 in this SDG. FWGEQUIPRinse2-0502-GW was collected on 7/10/07.	
24. Were target analytes reported in the field blank analyses <1/2 the MRL?		✓		**FWGEQUIPRinse1-0501-GW**: Potassium was detected at 165 ug/L with a RL of 1000 ug/L. Manganese was detected at 0.73 ug/L with a RL of 10 ug/L. Potassium and Manganese contamination was less than ½ MRL; therefore no qualifications were made. Calcium was detected at 744 ug/L with a RL of 1000 ug/L. All calcium results were greater than 5x the contamination value; therefore no qualifications were made. **FWGEQUIPRinse2-0502-GW**: Potassium was detected at 159 ug/L with a RL of 1000 ug/L. Calcium was detected at 114 ug/L with a RL of 1000 ug/L. Antimony was detected at 0.070 ug/L with a RL of 2.0 ug/L. The contamination was less than ½ MRL; therefore no qualifications were made.	<5x=B
25. Was a LCS prepared and analyzed with each batch?	✓				LCG Table 7

Ravenna, OH Data Review Checklist

Project Number: 030240.0006.05
Sample Event: July 2007
Data Reviewer/Date: Heather Medley/September 5, 2007

SDG: A7G110101 R0
Analysis: SW846 6010B/6020

Review Questions:	Yes	No	N/A	Comments	Qual/Criteria
26. Were the LCS recoveries within limits specified in LCG Appendix C?	✓				LCG Appendix C >UL=J; 60%-LL= J/UJ; <60%=J/R
27. Was a MS prepared with each batch?	✓				LCG Table 7
28. Was the MS and Lab Duplicate parent sample a Ravenna sample?	✓			Sample FWGLL12mw-183c-0482-GF was the parent.	
29. Were the MS recoveries within 75-125%?	✓				LCG Table 7 >125% = J 30% - 75% = J/UJ <30% = J/R
30. Was the lab sample duplicate RPD ≤20%?	✓				LCG Table 7 >20% = J
31. Was a Post Digestion Spike analyzed as needed? Were results within 75-125%?			✓		LCG Table 7 >125%=J; 30-75%=J/UJ; <30%=R
32. Was a serial dilution performed as needed?	✓				
33. Was the 4 fold dilution within ± 10% of the original result?	✓				LCG Table 7 >10%=J
34. Was a field duplicate analyzed? Were the RPDs ± 30%?		✓		Sample FWGLL12mw-DUP2-0498-GF was the field duplicate of FWGLL12mw-182C-0481-GF. Arsenic RPD was 33.7%. Aluminum and antimony RPDs were 200%. The detected results were qualified estimated "J".	QAPP Table 3-2 >30% = J
35. Were sample concentrations within calibration range?	✓				
36. Were laboratory-generated Quality Control Exception Reports issued? If yes, summarize contents.		✓			
37. Were lab comments included in report? If yes, summarize contents.	✓				

References:

Louisville Chemistry Guidelines (LCG), USACE June 2002 version 5; Section I "Chemical Analysis Criteria" Table 7 and Attachment A "Data Validation Guidelines:

Project Number: 030240.0006.05
Sample Event: July 2007
Data Reviewer/Date: Heather Medley/September 5, 2007

SDG: A7G110101 R0
Analysis: SW846 6010B/6020

Final Quality Assurance Project Plan (QAPP) Addendum for the Facility-Wide Groundwater Monitoring Program Ravenna Army Ammunition Plant, Ravenna, OH, Portage Environmental September 2004

NELAC Quality Systems revision 16, July 12, 2002, Chapter 5 section 5.5.8.3.1.a.1 "temperatures just above freezing up to 6C shall be acceptable". This criterion has been used in the validation of acceptable temperatures.

Additional Comments:

Ravenna, OH Data Review Checklist

Project Number: 030240.0006.05
Sample Event: July 2007
Data Reviewer/Date: Heather Medley/ August 27, 2007

SDG: A7G100102 R0
Analysis: SW846 7470A

Review Questions:	Yes	No	N/A	Comments	Qual/Criteria
1. Did Chain-of-Custody information agree with laboratory report?	✓			COC#: 117202, 117203, 117204;	
2. Were samples preserved properly and received in good condition?	✓			15 Coolers were received between 0.1 and 5.0°C.	QAPP Table 4-2
3. Were holding times met?	✓			Samples collected 7/9/07 and 7/10/07, digested on 7/12/07, analyzed on 7/12/07.	QAPP Table 4-2 J/UJ/R
4. Were sample storage requirements met?	✓				QAPP Table 4-2
5. Were QAPP specified RLs achieved?	✓				QAPP Table 3.8
6. Were all QAPP-specified target analytes reported?	✓				QAPP Table 3-8
7. Did the initial calibration curve range include 5 standards and a blank?	✓				LCG Table 9 R
8. Was the correlation coefficient ≥ 0.995 for Hg?	✓			R = 0.999941	LCG Table 9 R<0.995=J/R
9. Was a MDL Level Verification performed once per quarter with all target analytes detected?	✓			*6/7/07*	LCG Table 9 R
10. Was a MRL Level Verification performed at the beginning of every daily analytical sequence with 70-130%?		✓		7/12/07 @ 0854 and 1453; the ending MRL recovered at 140.7%. There were no detected results therefore no qualifications were made.	LCG Table 9 >130%=J; 70-65%=J/UJ; <65%=J/R
11. Was the ICV analyzed after the ICAL but before samples with recoveries between 80-120%?	✓				LCG Table 9 >120%=J; 80-75%=J/UJ; <75%=J/R
12. Was the ICB analyzed after the ICAL with results <1/2 the MRL?	✓				LCG Table 9 <5x = U
13. Were the CCVs analyzed every 10 samples and at the end of the analytical sequence?	✓				LCG Table 9
14. Were CCV results within 80 to 120%?	✓				LCG Table 9 >120%=J; 80-75%=J/UJ; <75%=J/R

Ravenna, OH Data Review Checklist

Project Number: 030240.0006.05 **SDG**: A7G100102 R0
Sample Event: July 2007 **Analysis**: SW846 7470A
Data Reviewer/Date: Heather Medley/ August 27, 2007

Review Questions:	Yes	No	N/A	Comments	Qual/Criteria
15. Were the CCBs analyzed every 10 samples and at the end of the analytical sequence? Were results <1/2 the MRL?	✓				LCG Table 9 <5x = U
16. Was a method blank prepared and analyzed with each batch?	✓				LCG Table 9
17. Were target analytes detected in the method blank <1/2 the MRL?	✓				LCG Table 9 <5x = B
18. Was a field blank collected and analyzed?	✓			FWGEQUIPRinse1-0501-GW (collected 7/9/07) was analyzed in SDG A7G100102. The results were applied to the samples collected on 7/9/07 in this SDG. FWGEQUIPRinse2-0502-GW was collected on 7/10/07.	
19. Were target analytes reported in the field blank analyses at <1/2 the MRL?	✓				<5x=B
20. Was a LCS prepared and analyzed with each batch?	✓				LCG Table 9
21. Were the LCS recoveries within 80-120%?	✓				LCG Table 9 J>120%=J; 50-79%=J/UJ; <50%=R
22. Was a MS prepared with each batch?	✓				LCG Table 9
23. Was the MS and Lab Duplicate parent sample a Ravenna sample?	✓			Sample FWGLL12mw-183c-0482-GF was the parent.	
24. Were the MS recoveries within 80-120%?	✓				LCG Table 9 >125% = J 30% - 75% = J/UJ <30% = J/R
25. Was the Matrix Duplicate RPD ± 20%?	✓				LCG Table 9 >20% = J
26. Was a field duplicate analyzed? Were the RPDs ± 30%?	✓			Sample FWGLL12mw-DUP2-0498-GF was the field duplicate of FWGLL12mw-182C-0481-GF.	QAPP Table 3-2
27. Were sample concentrations within calibration range?	✓				
28. Were laboratory-generated Quality Control Exception Reports issued? If yes, summarize contents.		✓			

Ravenna, OH Data Review Checklist

Project Number: 030240.0006.05
Sample Event: July 2007
Data Reviewer/Date: Heather Medley/ August 27, 2007

SDG: A7G100102 R0
Analysis: SW846 7470A

Review Questions:	Yes	No	N/A	Comments	Qual/Criteria
29. Were lab comments included in report? If yes, summarize contents.		✓			

References:

Louisville Chemistry Guidelines (LCG), USACE June 2002 version 5; Section I "Chemical Analysis Criteria" Table 9 and Attachment A "Data Validation Guidelines:

Final Quality Assurance Project Plan (QAPP) Addendum for the Facility-Wide Groundwater Monitoring Program Ravenna Army Ammunition Plant, Ravenna, OH, Portage Environmental September 2004

NELAC Quality Systems revision 16, July 12, 2002, Chapter 5 section 5.5.8.3.1.a.1 "temperatures just above freezing up to 6C shall be acceptable". This criterion has been used in the validation of acceptable temperatures.

Additional Comments:

Ravenna, OH Data Review Checklist

Project Number: 030240.0006.05
Sample Event: July 2007
Data Reviewer/Date: Heather Medley/September 5, 2007

SDG: A7G110101 R0
Analysis: SW846 8330 Nitroguanidine

Review Questions:	Yes	No	N/A	Comments	QUAL/Criteria
1. Did Chain-of-Custody information agree with laboratory report?	✓			COC#: 117202, 117203, 117204;	
2. Were samples preserved properly and received in good condition?	✓			15 Coolers were received between 0.1 and 5.0°C.	QAPP Table 4-2
3. Were holding times met?	✓			Samples collected 7/09 and 7/10/07, extracted on 7/16/07, and analyzed on 7/20/07.	QAPP Table 4-2 J/UJ/R
4. Were sample storage requirements met?	✓				QAPP Table 4-2
5. Were QAPP specified PQLs achieved?	✓				QAPP Tale 3-7
6. Were all QAPP-specified target analytes reported?	✓				QAPP Table 3-7
7. Was a MDL Level Verification analyzed once per quarter with all target analytes detected?	✓			6/13/07 @ 2235	LCG Table 5 R
8. Was a MRL Level verification run at the beginning and end of every daily sequence or every 12 hours? Was the %D < 30%?	✓			7/20 @ 0413, 0821, and 1208	LCG Table 5 >30%=J
9. Does the initial calibration curve consist of 5 concentration levels? (6 stds for quadratic curves)	✓			Instrument: Varian Star 1, ICAL 6/13/07 Stds: 20, 50, 100, 200, 500, 1000	STL SOP Section 10.2, LCG R
10. Were all target analytes %RSD ≤ 20%? OR was the average RSD ≤ 20%?	✓				LCG Table 5 >20% RSD=J/R
11. If a linear regression curve was used, was the correlation coefficient r≥0.995? (0.990 for Quadratic curve)	✓				STL SOP Section 10.4, LCG R<0.99=-J/R
12. Was a second source verification (ICV) analyzed after the ICAL and all analytes 85-115%?	✓			6/13/07 @ 2255	STL SOP Section 9.9 >115%=J; 80-85%=J/UJ; <80%=J/R
13. Was a CCV run at least every 10 samples and at the end of the analytical run?	✓			7/20 @ 0352, 0800, and 1147	STL SOP Section 10.9
14. Was the average %D (difference or drift) for all target analytes < 15%?	✓				LCG Table 5 D>30% (neg) = J/R D>30% (pos) = J

Ravenna, OH Data Review Checklist

Project Number: 030240.0006.05
Sample Event: July 2007
Data Reviewer/Date: Heather Medley/September 5, 2007

SDG: A7G110101 R0
Analysis: SW846 8330 Nitroguanidine

Review Questions:	Yes	No	N/A	Comments	QUAL/Criteria
15. Was a method blank prepared and analyzed with each batch?	✓				LCG Attachment A Section 5.6
16. Were target analytes reported in the method blank <1/2 the MRL?	✓				LCG Table 5 <5x = B
17. Was a field blank collected and analyzed?	✓			FWGEQUIPRinse1-0501-GW (collected 7/9/07) was analyzed in SDG A7G100102. The results were applied to the samples collected on 7/9/07 in this SDG. FWGEQUIPRinse2-0502-GW was collected on 7/10/07.	
18. Were target analytes reported in the field blank analyses < ½ the MRL?	✓				<5x=B
19. Was a field duplicate analyzed? Were the RPDs ≤30%?	✓			Sample FWGLL12mw-DUP2-0498-GW was the field duplicate of FWGLL12mw-182C-0481-GW.	QAPP Table 3-2 RPD >30=J
20. Were all positive results confirmed with a second column confirmation? Was the RPD ≤ 40%?			✓		LCG Table 5 RPD>40%=J
21. Was an LCS prepared and analyzed with each batch?	✓				STL SOP Section 9.6
22. Were the LCS recoveries within limits specified in LCG Appendix C?	✓				LCG Appendix C <UL=J; 30-LL=J/UJ; <30%=J/R
23. Was a MS/MSD pair prepared with each batch?	✓				STL SOP Section 9.7
24. Was the MS/MSD parent sample a Ravenna sample?	✓			Sample FWGLL12mw-183c-0482-GW was the parent.	
25. Were MS/MSD recoveries 40-140% and RPD ≤20%?	✓				QAPP Table 3-2 Pj
27. Were reported sample concentrations within calibration range?	✓				
28. Were laboratory-generated Quality Control Exception Reports issued? If yes, summarize contents.		✓			
29. Were lab comments included in report? If yes, summarize contents.		✓			

Ravenna, OH Data Review Checklist

Project Number: 030240.0006.05
Sample Event: July 2007
Data Reviewer/Date: Heather Medley/September 5, 2007

SDG: A7G110101 R0
Analysis: SW846 8330 Nitroguanidine

References: Louisville Chemistry Guidelines (LCG), USACE June 2002 version 5; Section I "Chemical Analysis Criteria" Table 5 and Attachment A "Data Validation Guidelines.

Final Quality Assurance Project Plan (QAPP) Addendum for the Facility-Wide Groundwater Monitoring Program Ravenna Army Ammunition Plant, Ravenna, OH, Portage Environmental September 2004

STL SOP SAC-LC-0010 "Determination of Nitroguanidine Based on Method 8330, SW-846" April 2007, revision 2.0

NELAC Quality Systems revision 16, July 12, 2002, Chapter 5 section 5.5.8.3.1.a.1 "temperatures just above freezing up to 6C shall be acceptable". This criterion has been used in the validation of acceptable temperatures.

Additional Comments:

Ravenna, OH Data Review Checklist

Project Number: 030240.0006.05
Sample Event: July 2007
Data Reviewer/Date: Heather Medley/ September 5, 2007

SDG: A7G110101 Rev 0
Analysis: EPA 353.2- Nitrocellulose

Review Questions:	Yes	No	N/A	Comments	Qualifier
1. Did Chain-of-Custody information agree with laboratory report?	✓			COC#: 117202, 117203, 117204;	
2. Were samples preserved properly and received in good condition?	✓			15 Coolers were received between 0.1 and 5.0°C.	QAPP Table 4-2
3. Were holding times met?	✓			Samples collected 7/907 and 7/10/07, extracted 7/18, hydrolyzed 7/20, and analyzed on 7/20/07	QAPP Table 4-2 J/UJ/R
4. Were sample storage requirements met?	✓				QAPP Table 4-2
5. Were QAPP specified RLs achieved?	✓				QAPP Table 3.7
6. Were all QAPP-specified target analytes reported?	✓				QAPP Table 3.7
7. Was Acetone used to extract the samples? Was the Acetone evaporated using Nitrogen?	✓				STL SOP Sections 11.4
8. Does the initial calibration curve consist of 5 concentration levels with the low standard near but > MDL?	✓			Instrument FS4; ICAL 7/20/07 Stds- 0, 0.05, 0.2, 0.4, 1, 2	STL SOP Section 10.2 R
9. Was the correlation coefficient >0.995?	✓				STL SOP Section 10.2
10. Was a MRL Level Verification run at the beginning and end of every daily sequence or every 12 hours? Was the %D <30%?	✓			7/20/07 @ 1513, 1541, 1605	LCG Table 5 >30%=J
11. Was a second source verification (ICV) analyzed after the ICAL? Were all analytes 90-110%?	✓			7/20/07 @ 1511	STL SOP Section 9.8, 10.3, LCG >110%=J; 90-85%=J/UJ; <85%=J/R
12. Was the ICB analyzed after the ICV with results <1/2 the MRL?	✓				STL SOP Section 9.8, LCG < 5x = U
13. Was a CCV run every 10 samples and at the end of the analytical run?	✓			7/20/07 @ 1543, 1607	STL SOP Section 10.4
14. Was the ICV and CCV a mid-level standard from the initial calibration curve?	✓				STL SOP Section 10.3.1

Ravenna, OH Data Review Checklist

Project Number: 030240.0006.05
Sample Event: July 2007
Data Reviewer/Date: Heather Medley/ September 5, 2007

SDG: A7G110101 Rev 0
Analysis: EPA 353.2- Nitrocellulose

Review Questions:	Yes	No	N/A	Comments	Qualifier
15. Were all CCV calibration analytes within 90-110%?	✓				STL SOP Section 10.4, LCG >110%=J; 85-90%=J/UJ; <85%=J/R
16. Was the ICB analyzed after the ICV with results <1/2 the MRL?	✓				STL SOP Section 10.4, LCG < 5x = U
17. Was the Nitrocellulose assay available and/or analyzed to be within 10%?	✓				STL SOP Section 7.14.1 R
18. Was a method blank prepared and analyzed with each batch?	✓				
19. Were target analytes reported in the method blank <1/2 the MRL?	✓			ADR checked section;	STL SOP Section 9.4, LCG <5x=B
20. Was a field blank collected and analyzed?	✓			FWGEQUIPRinse1-0501-GW (collected 7/9/07) was analyzed in SDG A7G100102. The results were applied to the samples collected on 7/9/07 in this SDG. FWGEQUIPRinse2-0502-GW was collected on 7/10/07.	
21. Were target analytes reported in the field blank analyses <1/2 the MRL?	✓				<5x=B
22. Was a field duplicate analyzed? Were the RPDs ≤30%?	✓			Sample FWGLL12mw-DUP2-0498-GW was the field duplicate of FWGLL12mw-182C-0481-GW.	QAPP Table 3-2 RPD > 30% = J
23. Was an LCS prepared and analyzed with each batch? Was the LCS recovery within lab's in-house limits% (37-155%)?	✓				>UL%=J; 50-LL%=J/UJ; <50%=J/R
24. Was a MS/MSD pair prepared with each batch?	✓				
25. Was the MS/MSD parent sample a Ravenna sample?	✓			Sample FWGLL12mw-183c-0482-GW was the parent.	
26. Were MS/MSD recoveries 40-140% and RPD ≤20?	✓				QAPP Table 3-2 Method EPA 353.2 Section 9.4.2 >UL%=J; 30-LL%=J/UJ; <30%=J/R

Ravenna, OH Data Review Checklist

Project Number: 030240.0006.05
Sample Event: July 2007
Data Reviewer/Date: Heather Medley/ September 5, 2007

SDG: A7G110101 Rev 0
Analysis: EPA 353.2- Nitrocellulose

Review Questions:	Yes	No	N/A	Comments	Qualifier
27. Were sample concentrations within calibration range?	✓				
28. Were laboratory-generated Quality Control Exception Reports issued? If yes, summarize contents.		✓			
30. Were lab comments included in report? If yes, summarize contents.		✓			

References: *STL SOP SAC-WC-0050 "Preparation and Analysis of Nitrocellulose in Aqueous and Soil/Sediment Samples by Colorimetric Autoanalyzer", Jan 2007, rev. 2.0*

Louisville Chemistry Guidelines (LCG), USACE June 2002 version 5

Final Quality Assurance Project Plan (QAPP) Addendum for the Facility-Wide Groundwater Monitoring Program Ravenna Army Ammunition Plant, Ravenna, OH, Portage Environmental September 2004

NELAC Quality Systems revision 16, July 12, 2002, Chapter 5 section 5.5.8.3.1.a.1 "temperatures just above freezing up to 6C shall be acceptable". This criterion has been used in the validation of acceptable temperatures.

Additional Comments:

Ravenna, OH Data Review Checklist

Project Number: 030240.0006.05
Sample Event: July 2007
Data Reviewer/Date: Heather Medley/ September 5, 2007

SDG: A7G110101 R0
Analysis: SW846 9012

Review Questions:	Yes	No	N/A	Comments	QUAL/Criteria
1. Did Chain-of-Custody information agree with laboratory report?	✓			COC#: 117202, 117203, 117204;	
2. Were samples preserved properly and received in good condition?	✓			15 Coolers were received between 0.1 and 5.0°C.	QAPP Table 4-2
3. Were holding times met?	✓			Samples collected 7/9/07 and 7/10/07 and analyzed on 7/13/07	QAPP Table 4-2 J/UJ/R
4. Were sample storage requirements met?	✓				QAPP Table 4-2
5. Were QAPP specified PQLs achieved?	✓				QAPP Table 3-9
6. Were all QAPP-specified target analytes reported?	✓				QAPP Table 3-9
7. Does the initial calibration curve consist of at least 6 standards and one blank?	✓			7/13/07	LCG Table 10 R
8. Was the correlation coefficient R ≥ 0.995?	✓				LCG Table 10 R<0.995=-J/R
9. Were % RSDs ≤ 10% in all standards and ICV/CCVs?	✓				LCG Table 10 RSD%>10=J
10. Were a high and low standard distilled and compared to the undistilled standard? Were the results within ± 10%?	✓				LCG Table 10 R
11. Was an MDL Level Verification performed at least once per quarter with all target analytes detected?	✓			6/12/07	LCG Table 10 R
12. Was a MRL Level Verification performed at the beginning of every daily sequence? Were results within 70-130%?	✓				LCG Table 10 >130%=J; 65-70%=J/UJ; <65%=J/R
13. Was a second source verification (ICV) analyzed after the ICAL and all analytes 85-115%?	✓				LCG Table 10 >115%=J; 80-85%=J/UJ; <80%=J/R
14. Was the ICB analyzed after the ICV with results <1/2 the MRL?	✓				LCG Table 7 < 5x = U
15. Was a CCV run at the beginning and end of the analytical sequence?	✓				LCG Table 10

Ravenna, OH Data Review Checklist

Project Number: 030240.0006.05
Sample Event: July 2007
Data Reviewer/Date: Heather Medley/ September 5, 2007

SDG: A7G110101 R0
Analysis: SW846 9012

Review Questions:	Yes	No	N/A	Comments	QUAL/Criteria
16. Were the CCV results 80-120%?	✓				LCG Table 10 >120%=J; 75-80%=J/UJ; <75%=J/R
17. Was a method blank prepared and analyzed with each batch?	✓				
18. Were target analytes detected in the method blank >1/2 the MRL?	✓				LCG Table 10 <5x=B
19. Was a field blank collected and analyzed?	✓			FWGEQUIPRinse1-0501-GW (collected 7/9/07) was analyzed in SDG A7G100102. The results were applied to the samples collected on 7/9/07 in this SDG. FWGEQUIPRinse2-0502-GW was collected on 7/10/07.	
20. Were target analytes in the field blank analyses <1/2 the MRL?	✓				<5x=B
21. Was a field duplicate analyzed? Were the RPDs ≤30%?	✓			Sample FWGLL12mw-DUP2-0498-GW was the field duplicate of FWGLL12mw-182C-0481-GW.	QAPP Table 3-2 >30% = J
22. Was an LCS prepared and analyzed with each batch?	✓				LCG Table 10
23. Were the LCS recoveries 80-120%?	✓				LCG Table 10 >120%=J; 50-79%=J/UJ; <50%=R
24. Was a MS prepared once per every 10 samples?	✓				LCG Table 10
25. Was the MS parent sample a Ravenna sample?	✓			Sample FWGLL12mw-183c-0482-GW was the parent.	
26. Were MS recoveries 75-125%?	✓				QAPP Table 3-2 >120%=J; 30-74%=J/UJ; <30%=J/R
27. Were reported sample concentrations within calibration range?	✓				
28. Were laboratory-generated Quality Control Exception Reports issued? If yes, summarize contents.		✓			

Ravenna, OH Data Review Checklist

Project Number: 030240.0006.05
Sample Event: July 2007
Data Reviewer/Date: Heather Medley/ September 5, 2007

SDG: A7G110101 R0
Analysis: SW846 9012

Review Questions:	Yes	No	N/A	Comments	QUAL/Criteria
29. Were lab comments included in report? If yes, summarize contents.		✓			

References: Louisville Chemistry Guidelines (LCG), USACE June 2002 version 5; Section I "Chemical Analysis Criteria" Table 10 and Attachment A "Data Validation Guidelines:

Final Quality Assurance Project Plan (QAPP) Addendum for the Facility-Wide Groundwater Monitoring Program Ravenna Army Ammunition Plant, Ravenna, OH, Portage Environmental September 2004

NELAC Quality Systems revision 16, July 12, 2002, Chapter 5 section 5.5.8.3.1.a.1 "temperatures just above freezing up to 6C shall be acceptable". This criterion has been used in the validation of acceptable temperatures.

Additional Comments:

Ravenna, OH Data Review Checklist

Project Number: 030240.0006.05
Sample Event: July 2007
Data Reviewer/Date: Heather Medley/ September 5, 2007

SDG: A7G110101 Rev 0
Analysis: EPA 353.2

Review Questions:	Yes	No	N/A	Comments	Qual/Crtieria
1. Did Chain-of-Custody information agree with laboratory report?	✓			COC#: 117202, 117203, 117204;	
2. Were samples preserved properly and received in good condition?	✓			15 Coolers were received between 0.1 and 5.0°C.	QAPP Table 4-2
3. Were holding times met?	✓			Samples collected 7/10/07, and analyzed on 7/16/07.	QAPP Table 4-2 J/UJ/R
4. Were sample storage requirements met?	✓				QAPP Table 4-2
5. Were QAPP specified RLs achieved?	✓				QAPP Table 3-9
6. Were all QAPP-specified target analytes reported?	✓				QAPP Table 3-9
7. Was the Linear Calibration Range verified using 3 standards and 1 blank? Was the ICV within 10% of the initial values?	✓				Method EPA 353.2 Section 9.2.2 J
8. Was an Instrument Performance Check Solution (CCV) analyzed immediately following daily calibration, after every 10th sample, and at the end of the analytical sequence?	✓				Method EPA 353.2 Section 9.3.4
19. Was the CCV a mid-level standard from the initial calibration curve?	✓				Method EPA 353.2 Section 9.3.4
10. Were the CCVs 90-110%?	✓				Method EPA 353.2 Section 9.3.4 >110%=J; 85-90%=J/UJ; <85%=J/R
11. Was a method blank and a calibration blank prepared and analyzed with each batch?	✓				Method EPA 353.2 Section 9.3.1, 9.3.4
12. Were target analytes detected in the method blank or calibration blank >1/2 the MRL?		✓		ADR checked section;	LCG Attachment A Section 11 <5x = B
13. Was a field blank collected and analyzed?		✓			

Ravenna, OH Data Review Checklist

Project Number: 030240.0006.05
Sample Event: July 2007
Data Reviewer/Date: Heather Medley/ September 5, 2007

SDG: A7G110101 Rev 0
Analysis: EPA 353.2

Review Questions:	Yes	No	N/A	Comments	Qual/Crtieria
14. Were target analytes in the field blank analyses <1/2 the MRL?			✓	ADR checked section;	<5x=U
16. Was a field duplicate analyzed? Were the RPDs <30%?		✓		Sample FWGLL12mw-DUP2-0498-GW was the field duplicate of FWGLL12mw-182C-0481-GW. The RPD was 200%. Sample FWGLL12mw-DUP2-0498-GW was detected and qualified estimated "J".	QAPP Table 3-2 >30% = J
17. Was an LCS prepared and analyzed with each batch? Was the LCS recovery within 90-110%?	✓				Method EPA 353.2 Section 9.3.3 >110%=J; 70-90%=J/UJ; <70%=R
18. Was a MS prepared with each batch?	✓				Method EPA 353.2 Section 9.4.1
19. Was the MS parent sample a Ravenna sample?	✓			Samples FWGLL12mw-183c-0482-GW and FWGLL12mw-182c-0481-GW were the parent samples.	
20. Were MS/MSD recoveries and RPD within lab in-house limits?	✓				Method EPA 353.2 Section 9.4.2 >UL%=J; 30-LL%=J/UJ; <50%=J/R
21. Were sample concentrations within calibration range?	✓				
22. Were laboratory-generated Quality Control Exception Reports issued? If yes, summarize contents.		✓			
23. Were lab comments included in report? If yes, summarize contents.		✓			

References: Louisville Chemistry Guidelines (LCG), USACE June 2002 version 5

Final Quality Assurance Project Plan (QAPP) Addendum for the Facility-Wide Groundwater Monitoring Program Ravenna Army Ammunition Plant, Ravenna, OH, Portage Environmental September 2004

EPA Method 353.2 "Determination of Nitrate-Nitrite Nitrogen by Automated Colorimetry", August 1993, rev 2.0

NELAC Quality Systems revision 16, July 12, 2002, Chapter 5 section 5.5.8.3.1.a.1 "temperatures just above freezing up to 6C shall be acceptable". This criterion has been used in the validation of acceptable temperatures.

Additional Comments:

Sample Qualification Report with Reason Codes (All Results sorted by Client Sample ID)

Client Sample ID : FWGBKGmw-004C-0460-GF **Lab Report Batch :** A7G110101 **Lab ID :** STLCAN

Sample Date : 07/10/2007 **Analysis Type: RES/TOT** **Sample Matrix :** AQ

Lab Sample ID: A7G110101019

Reviewed By / Date : H Medley 9/7/2007 **Approved By / Date :**

Analyte Name	Result	Uncertainty / Error	Result Units	Lab Qual	Rep Res	Overall Qual*	Temp	HT	MB	LCS	MS	Lab Dup	Surr	Rep Limit	Moist Tot/Dis	Field QC	Tune	IC	ICV	CV / CCV	Reason Codes
Analysis Method : 6010B						**Dilution: 1**															
Arsenic	5.0		ug/L	U	YES																
Barium	17.1		ug/L	J	YES																
Calcium	16200		ug/L	J	YES																
Chromium	5.0		ug/L	U	YES	R															Pj-
Cobalt	5.0		ug/L	U	YES																
Copper	5.0		ug/L	U	YES																
Lead	3.0		ug/L	U	YES																
Magnesium	5430		ug/L		YES																
Manganese	0.98		ug/L	B J	YES	J								J							L
Nickel	10.0		ug/L	U	YES																
Potassium	668		ug/L	B J	YES	J								J							L
Selenium	5.0		ug/L	U	YES																
Silver	5.0		ug/L	U	YES																
Sodium	10700		ug/L		YES																
Vanadium	10.0		ug/L	U	YES																
Analysis Method : 6020						**Dilution: 1**															
Aluminum	6.2		ug/L	B	YES	J								J							L, Pj
Antimony	2.0		ug/L	U	YES																
Beryllium	1.0		ug/L	U	YES																
Cadmium	0.50		ug/L	U	YES																
Iron	110		ug/L	J	YES	BJ			MB												F, Pj
Thallium	1.0		ug/L	U	YES																
Zinc	2.7		ug/L	B	YES	J								J							L
Analysis Method : 7470A						**Dilution: 1**															
Mercury	0.20		ug/L	U	YES																

* Overall result qualifier reflects summation of qualifiers added during automated data review and any qualifiers added manually for categories not assessed by automated data review

Sample Qualification Report with Reason Codes (All Results sorted by Client Sample ID)

Client Sample ID : FWGBKGmw-004C-0460-GW **Lab Report Batch :** A7G110101 **Lab ID :** STLCAN

Sample Date : 07/10/2007 **Analysis Type: DL** **Sample Matrix :** AQ

Lab Sample ID: A7G110101018

Reviewed By / Date : Heather McCoy 9/6/07 **Approved By / Date :**

Analyte Name	Result	Uncertainty / Error	Result Units	Lab Qual	Rep Res	Overall Qual*	Temp	HT	MB	LCS	MS	Lab Dup	Surr	Rep Limit	Moist Tot/Dis	Field QC	Tune	IC	ICV	CV / CCV	Reason Codes
Analysis Method : 8330						**Dilution: 1.1**															
1,3,5-Trinitrobenzene	0.11		ug/L	U	YES																
1,3-Dinitrobenzene	0.11		ug/L	U	YES																
2,4,6-TNT	0.11		ug/L	U	YES																
2,4-Dinitrotoluene	0.11		ug/L	U	YES																
2,6-Dinitrotoluene	0.11		ug/L	U	YES																
2-Amino-4,6-dinitrotoluene	0.11		ug/L	U	YES																
2-Nitrotoluene	0.55		ug/L	U	YES																
3-Nitrotoluene	0.55		ug/L	U	YES																
4-Amino-2,6-Dinitrotoluene	0.11		ug/L	U	YES																
4-Nitrotoluene	0.55		ug/L	U	YES																
HMX	0.11		ug/L	U	YES																
Nitrobenzene	0.11		ug/L	U	YES																
NITROGLYCERINE	0.72		ug/L	U	YES																
Pentaerythritol Tetranitrate (PETN)	0.72		ug/L	U	YES																
RDX	0.11		ug/L	U	YES																
TETRYL	0.11		ug/L	U	YES																

* Overall result qualifier reflects summation of qualifiers added during automated data review and any qualifiers added manually for categories not assessed by automated data review

Sample Qualification Report with Reason Codes (All Results sorted by Client Sample ID)

Client Sample ID : FWGBKGmw-004C-0460-GW **Lab Report Batch :** A7G110101 **Lab ID :** STLCAN

Sample Date : 07/10/2007 **Analysis Type: RE** **Sample Matrix :** AQ

Lab Sample ID: A7G110101018

Reviewed By / Date : H Medley 9/7/2007 **Approved By / Date :**

Analyte Name	Result	Uncertainty / Error	Result Units	Lab Qual	Rep Res	Overall Qual*	Temp	HT	MB	LCS	MS	Lab Dup	Surr	Rep Limit	Moist Tot/Dis	Field QC	Tune	IC	ICV	CV / CCV	Reason Codes
Analysis Method : 8270C						**Dilution: 1**															
1,2,4-Trichlorobenzene	1.0		ug/L	U	NO	R		UJ													Pj-,D-
1,2-Dichlorobenzene	1.0		ug/L	U	NO	R		UJ													Pj-,D-
1,3-Dichlorobenzene	1.0		ug/L	U	NO	R		UJ													Pj-,D-
1,4-Dichlorobenzene	1.0		ug/L	U	NO	R		UJ													Pj-,D-
2,2-OXYBIS (1-CHLOROPROPANE)	1.0		ug/L	U	NO	R		UJ													Pj-,D-
2,4,5-Trichlorophenol	5.0		ug/L	U	NO	R		UJ													Pj-,D-
2,4,6-Trichlorophenol	5.0		ug/L	U	YES	UJ		UJ													D-
2,4-Dichlorophenol	2.0		ug/L	U	YES	UJ		UJ													D-
2,4-Dimethylphenol	2.0		ug/L	U	NO	R		UJ													Pj-,D-
2,4-Dinitrophenol	5.0		ug/L	U	NO	R		UJ													Pj-,D-
2,4-Dinitrotoluene	5.0		ug/L	U	NO	R		UJ													Pj-,D-
2,6-Dinitrotoluene	5.0		ug/L	U	NO	R		UJ													Pj-,D-
2-Chloronaphthalene	1.0		ug/L	U	NO	R		UJ													Pj-,D-
2-Chlorophenol	1.0		ug/L	U	YES	UJ		UJ													D-
2-Methylnaphthalene	0.20		ug/L	U	NO	R		UJ													Pj-,D-
2-Methylphenol	1.0		ug/L	U	NO	R		UJ													Pj-,D-
2-Nitroaniline	2.0		ug/L	U	NO	R		UJ													Pj-,D-
2-Nitrophenol	2.0		ug/L	U	YES	UJ		UJ													D-
3,3'-Dichlorobenzidine	5.0		ug/L	U	NO	R		UJ													Pj-,D-
3-Nitroaniline	2.0		ug/L	U	NO	R		UJ													Pj-,D-
4,6-Dinitro-2-methylphenol	5.0		ug/L	U	NO	R		UJ													Pj-,D-
4-Bromophenyl phenyl ether	2.0		ug/L	U	NO	R		UJ													Pj-,D-
4-Chloro-3-methylphenol	2.0		ug/L	U	NO	R		UJ													Pj-,D-
4-Chloroaniline	2.0		ug/L	U	NO	R		UJ													Pj-,D-
4-Chlorophenyl phenyl ether	2.0		ug/L	U	NO	R		UJ													Pj-,D-
4-Methylphenol	1.0		ug/L	U	NO	R		UJ													Pj-,D-
4-Nitroanaline	2.0		ug/L	U	NO	R		UJ													Pj-,D-
4-Nitrophenol	5.0		ug/L	U	NO	R		UJ													Pj-,D-
Acenaphthene	0.20		ug/L	U	NO	R		UJ													Pj-,D-
Acenaphthylene	0.20		ug/L	U	NO	R		UJ													Pj-,D-
Anthracene	0.20		ug/L	U	NO	R		UJ													Pj-,D-

* Overall result qualifier reflects summation of qualifiers added during automated data review and any qualifiers added manually for categories not assessed by automated data review

Sample Qualification Report with Reason Codes (All Results sorted by Client Sample ID)

Client Sample ID : FWGBKGmw-004C-0460-GW **Lab Report Batch :** A7G110101 **Lab ID :** STLCAN

Sample Date : 07/10/2007 **Analysis Type: RE** **Sample Matrix :** AQ

Lab Sample ID: A7G110101018

Reviewed By / Date : H Medley 9/7/2007 **Approved By / Date :**

Analyte Name	Result	Uncertainty / Error	Result Units	Lab Qual	Rep Res	Overall Qual*	Temp	HT	MB	LCS	MS	Lab Dup	Surr	Rep Limit	Moist Tot/Dis	Field QC	Tune	IC	ICV	CV / CCV	Reason Codes
Analysis Method : 8270C						**Dilution: 1**															
Benzo(a)anthracene	0.20		ug/L	U	NO	R		UJ													Pj-,D-
Benzo(a)pyrene	0.20		ug/L	U	NO	R		UJ													Pj-,D-
Benzo(b)fluoranthene	0.20		ug/L	U	NO	R		UJ													Pj-,D-
BENZO(G,H,I)PERYLENE	0.20		ug/L	U	NO	R		UJ													Pj-,D-
Benzo(k)fluoranthene	0.20		ug/L	U	NO	R		UJ													Pj-,D-
Benzoic acid	10		ug/L	U	YES	UJ		UJ													D-
Benzyl alcohol	5.0		ug/L	U	NO	R		UJ													Pj-,D-
bis(2-Chloroethoxy)methane	1.0		ug/L	U	NO	R		UJ													Pj-,D-
bis(2-Chloroethyl) ether	1.0		ug/L	U	NO	R		UJ													Pj-,D-
bis(2-Ethylhexyl) phthalate	2.2		ug/L	J B	NO	R		J						J							Pj-
Butylbenzyl Phthalate	1.0		ug/L	U	NO	R		UJ													Pj-,D-
Carbazole	1.0		ug/L	U	NO	R		UJ													Pj-,D-
Chrysene	0.20		ug/L	U	NO	R		UJ													Pj-,D-
dibenzo(a,h)anthracene	0.20		ug/L	U	NO	R		UJ													Pj-,D-
Dibenzofuran	1.0		ug/L	U	NO	R		UJ													Pj-,D-
Diethyl phthalate	1.0		ug/L	U	NO	R		UJ													Pj-,D-
Dimethyl phthalate	1.0		ug/L	U	NO	R		UJ													Pj-,D-
Di-n-butyl phthalate	1.0		ug/L	U	NO	R		UJ													Pj-,D-
Di-n-octyl phthalate	1.0		ug/L	U	NO	R		UJ													Pj-,D-
Fluoranthene	0.20		ug/L	U	NO	R		UJ													Pj-,D-
Fluorene	0.20		ug/L	U	NO	R		UJ													Pj-,D-
Hexachlorobenzene	0.20		ug/L	U	NO	R		UJ													Pj-,D-
Hexachlorobutadiene	1.0		ug/L	U	NO	R		UJ													Pj-,D-
Hexachlorocyclopentadiene	10		ug/L	U	YES	R		UJ		R											Pj-,D-,J-
Hexachloroethane	1.0		ug/L	U	NO	R		UJ													Pj-,D-
Indeno(1,2,3-cd)pyrene	0.20		ug/L	U	NO	R		UJ													Pj-,D-
Isophorone	1.0		ug/L	U	NO	R		UJ													Pj-,D-
Naphthalene	0.20		ug/L	U	NO	R		UJ													Pj-,D-
Nitrobenzene	1.0		ug/L	U	NO	R		UJ													Pj-,D-
N-nitroso-di-n-propylamine	1.0		ug/L	U	NO	R		UJ													Pj-,D-
N-Nitrosodiphenylamine	1.0		ug/L	U	NO	R		UJ													Pj-,D-

* Overall result qualifier reflects summation of qualifiers added during automated data review and any qualifiers added manually for categories not assessed by automated data review

Sample Qualification Report with Reason Codes (All Results sorted by Client Sample ID)

Client Sample ID : FWGBKGmw-004C-0460-GW **Lab Report Batch :** A7G110101 **Lab ID :** STLCAN

Sample Date : 07/10/2007 **Analysis Type: RE** **Sample Matrix :** AQ

Lab Sample ID: A7G110101018

Reviewed By / Date : H Medley 9/7/2007 **Approved By / Date :**

Analyte Name	Result	Uncertainty / Error	Result Units	Lab Qual	Rep Res	Overall Qual*	Temp	HT	MB	LCS	MS	Lab Dup	Surr	Rep Limit	Moist Tot/Dis	Field QC	Tune	IC	ICV	CV / CCV	Reason Codes
Analysis Method : 8270C						**Dilution: 1**															
Pentachlorophenol	5.0		ug/L	U	NO	R		UJ													Pj-,D-
Phenanthrene	0.20		ug/L	U	NO	R		UJ													Pj-,D-
Phenol	1.0		ug/L	U	NO	R		UJ													Pj-,D-
Pyrene	0.20		ug/L	U	NO	R		UJ													Pj-,D-

* Overall result qualifier reflects summation of qualifiers added during automated data review and any qualifiers added manually for categories not assessed by automated data review

Sample Qualification Report with Reason Codes (All Results sorted by Client Sample ID)

Client Sample ID : FWGBKGmw-004C-0460-GW **Lab Report Batch :** A7G110101 **Lab ID :** STLCAN

Sample Date : 07/10/2007 **Analysis Type: RES** **Sample Matrix :** AQ

Lab Sample ID: A7G110101018

Reviewed By / Date : Heather Mellen 9/6/07 **Approved By / Date :**

Analyte Name	Result	Uncertainty / Error	Result Units	Lab Qual	Rep Res	Overall Qual*	Temp	HT	MB	LCS	MS	Lab Dup	Surr	Rep Limit	Moist Tot/Dis	Field QC	Tune	IC	ICV	CV / CCV	Reason Codes
Analysis Method : 353.2 Modified						**Dilution: 1**															
Nitrocellulose	0.50		mg/L	U	YES																
Analysis Method : 8081A						**Dilution: 1**															
4,4'-DDD	0.030		ug/L	U	YES																
4,4'-DDE	0.030		ug/L	U	YES																
4,4'-DDT	0.030		ug/L	U	YES																
Aldrin	0.030		ug/L	U	YES																
alpha-BHC	0.030		ug/L	U	YES																
alpha-Chordane	0.030		ug/L	U	YES																
beta-BHC	0.030		ug/L	U	YES																
delta-BHC	0.030		ug/L	U	YES																
Dieldrin	0.030		ug/L	U	YES																
Endosulfan I	0.025		ug/L	U	YES	UJ				UJ											J-
Endosulfan II	0.025		ug/L	U	YES																
Endosulfan sulfate	0.030		ug/L	U	YES																
Endrin	0.030		ug/L	U	YES																
Endrin aldehyde	0.030		ug/L	U	YES																
Endrin ketone	0.030		ug/L	U	YES																
gamma-BHC	0.030		ug/L	U	YES																
gamma-Chlordane	0.030		ug/L	U	YES																
Heptachlor	0.030		ug/L	U	YES																
Heptachlor epoxide	0.030		ug/L	U	YES																
Methoxychlor	0.10		ug/L	U	YES																
Toxaphene	2.0		ug/L	U	YES																
Analysis Method : 8082						**Dilution: 1**															
Aroclor 1016	0.50		ug/L	U	YES	UJ							UJ								G-
Aroclor 1221	0.50		ug/L	U	YES	UJ							UJ								G-
Aroclor 1232	0.50		ug/L	U	YES	UJ							UJ								G-
Aroclor 1242	0.50		ug/L	U	YES	UJ							UJ								G-
Aroclor 1248	0.50		ug/L	U	YES	UJ							UJ								G-
Aroclor 1254	0.50		ug/L	U	YES	UJ							UJ								G-
Aroclor 1260	0.50		ug/L	U	YES	UJ							UJ								G-
Analysis Method : 8260B						**Dilution: 1**															

* Overall result qualifier reflects summation of qualifiers added during automated data review and any qualifiers added manually for categories not assessed by automated data review

Sample Qualification Report with Reason Codes (All Results sorted by Client Sample ID)

Client Sample ID : FWGBKGmw-004C-0460-GW **Lab Report Batch :** A7G110101 **Lab ID :** STLCAN

Sample Date : 07/10/2007 **Analysis Type: RES** **Sample Matrix :** AQ

Lab Sample ID: A7G110101018

Reviewed By / Date : Heather McElroy 9/7/07 **Approved By / Date :**

Analyte Name	Result	Uncertainty / Error	Result Units	Lab Qual	Rep Res	Overall Qual*	Temp	HT	MB	LCS	MS	Lab Dup	Surr	Rep Limit	Moist Tot/Dis	Field QC	Tune	IC	ICV	CV / CCV	Reason Codes
Analysis Method : 8260B						**Dilution: 1**															
1,1,1-Trichloroethane	1.0		ug/L	U	YES																
1,1,2,2-Tetrachloroethane	1.0		ug/L	U	YES																
1,1,2-Trichloroethane	1.0		ug/L	U	YES																
1,1-Dichloroethane	1.0		ug/L	U	YES																
1,1-Dichloroethene	1.0		ug/L	U	YES																
1,2-Dibromoethane	1.0		ug/L	U	YES																
1,2-Dichloroethane	1.0		ug/L	U	YES																
1,2-Dichloroethene (total)	1.0		ug/L	U	YES																
1,2-Dichloropropane	1.0		ug/L	U	YES																
2-Butanone	10		ug/L	U	YES	UJ					UJ										H-
2-Hexanone	10		ug/L	U	YES	R					UJ									R	H-,W-,Pj-
4-Methyl-2-pentanone	10		ug/L	U	YES	UJ					UJ										H-,Pj-
Acetone	10		ug/L	U	YES	R					UJ										H-,Pj-
Benzene	1.0		ug/L	U	YES																
Bromochloromethane	1.0		ug/L	U	YES																
Bromodichloromethane	1.0		ug/L	U	YES																
Bromoform	1.0		ug/L	U	YES																
Bromomethane	1.0		ug/L	U	YES	UJ													UJ		U-
Carbon disulfide	1.0		ug/L	U	YES																
Carbon tetrachloride	1.0		ug/L	U	YES																
Chlorobenzene	1.0		ug/L	U	YES																
Chloroethane	1.0		ug/L	U	YES																
Chloroform	1.0		ug/L	U	YES																
Chloromethane	1.0		ug/L	U	YES																
cis-1,2-Dichloroethene	1.0		ug/L	U	YES																
cis-1,3-Dichloropropene	1.0		ug/L	U	YES																
Dibromochloromethane	1.0		ug/L	U	YES																
Ethylbenzene	1.0		ug/L	U	YES																
M&P-XYLENES	2.0		ug/L	U	YES																
Methylene chloride	2.0		ug/L	U	YES																
o-Xylene	1.0		ug/L	U	YES																

* Overall result qualifier reflects summation of qualifiers added during automated data review and any qualifiers added manually for categories not assessed by automated data review

Sample Qualification Report with Reason Codes (All Results sorted by Client Sample ID)

Client Sample ID : FWGBKGmw-004C-0460-GW **Lab Report Batch :** A7G110101 **Lab ID :** STLCAN

Sample Date : 07/10/2007 **Analysis Type: RES** **Sample Matrix :** AQ

Lab Sample ID: A7G110101018

Reviewed By / Date : H Medley 9/7/2007 **Approved By / Date :**

Analyte Name	Result	Uncertainty / Error	Result Units	Lab Qual	Rep Res	Overall Qual*	Temp	HT	MB	LCS	MS	Lab Dup	Surr	Rep Limit	Moist Tot/Dis	Field QC	Tune	IC	ICV	CV / CCV	Reason Codes
Analysis Method : 8260B						**Dilution: 1**															
Styrene	1.0		ug/L	U	YES																
Tetrachloroethene	1.0		ug/L	U	YES																
Toluene	1.0		ug/L	U	YES																
TOTAL XYLENES	2.0		ug/L	U	YES																
trans-1,2-Dichloroethene	1.0		ug/L	U	YES																
trans-1,3-Dichloropropene	1.0		ug/L	U	YES																
Trichloroethene	1.0		ug/L	U	YES																
Vinyl chloride	1.0		ug/L	U	YES																
Analysis Method : 8270C						**Dilution: 1**															
1,2,4-Trichlorobenzene	1.0		ug/L	U	YES																
1,2-Dichlorobenzene	1.0		ug/L	U	YES																
1,3-Dichlorobenzene	1.0		ug/L	U	YES																
1,4-Dichlorobenzene	1.0		ug/L	U	YES																
2,2-OXYBIS (1-CHLOROPROPANE)	1.0		ug/L	U	YES																
2,4,5-Trichlorophenol	5.0		ug/L	U	YES																
2,4,6-Trichlorophenol	5.0		ug/L	U	NO	R				R											J-
2,4-Dichlorophenol	2.0		ug/L	U	NO	R				R											J-
2,4-Dimethylphenol	2.0		ug/L	U	YES																
2,4-Dinitrophenol	5.0		ug/L	U	YES																
2,4-Dinitrotoluene	5.0		ug/L	U	YES																
2,6-Dinitrotoluene	5.0		ug/L	U	YES																
2-Chloronaphthalene	1.0		ug/L	U	YES																
2-Chlorophenol	1.0		ug/L	U	NO	R				R											J-
2-Methylnaphthalene	0.20		ug/L	U	YES																
2-Methylphenol	1.0		ug/L	U	YES																
2-Nitroaniline	2.0		ug/L	U	YES																
2-Nitrophenol	2.0		ug/L	U	NO	R				R											J-
3,3'-Dichlorobenzidine	5.0		ug/L	U	YES																
3-Nitroaniline	2.0		ug/L	U	YES																
4,6-Dinitro-2-methylphenol	5.0		ug/L	U	YES																
4-Bromophenyl phenyl ether	2.0		ug/L	U	YES																

* Overall result qualifier reflects summation of qualifiers added during automated data review and any qualifiers added manually for categories not assessed by automated data review

Sample Qualification Report with Reason Codes (All Results sorted by Client Sample ID)

Client Sample ID : FWGBKGmw-004C-0460-GW **Lab Report Batch :** A7G110101 **Lab ID :** STLCAN

Sample Date : 07/10/2007 **Analysis Type: RES** **Sample Matrix :** AQ

Lab Sample ID: A7G110101018

Reviewed By / Date : H Medley 9/7/2007 **Approved By / Date :**

Analyte Name	Result	Uncertainty / Error	Result Units	Lab Qual	Rep Res	Overall Qual*	Temp	HT	MB	LCS	MS	Lab Dup	Surr	Rep Limit	Moist Tot/Dis	Field QC	Tune	IC	ICV	CV / CCV	Reason Codes
Analysis Method : 8270C						**Dilution: 1**															
4-Chloro-3-methylphenol	2.0		ug/L	U	YES																
4-Chloroaniline	2.0		ug/L	U	YES																
4-Chlorophenyl phenyl ether	2.0		ug/L	U	YES																
4-Methylphenol	1.0		ug/L	U	YES																
4-Nitroanaline	2.0		ug/L	U	YES																
4-Nitrophenol	5.0		ug/L	U	YES																
Acenaphthene	0.20		ug/L	U	YES																
Acenaphthylene	0.20		ug/L	U	YES																
Anthracene	0.20		ug/L	U	YES																
Benzo(a)anthracene	0.20		ug/L	U	YES																
Benzo(a)pyrene	0.20		ug/L	U	YES																
Benzo(b)fluoranthene	0.20		ug/L	U	YES																
BENZO(G,H,I)PERYLENE	0.20		ug/L	U	YES																
Benzo(k)fluoranthene	0.20		ug/L	U	YES																
Benzoic acid	10		ug/L	U	NO	R				R											J-
Benzyl alcohol	5.0		ug/L	U	YES																
bis(2-Chloroethoxy)methane	1.0		ug/L	U	YES																
bis(2-Chloroethyl) ether	1.0		ug/L	U	YES																
bis(2-Ethylhexyl) phthalate	10		ug/L	U	YES																
Butylbenzyl Phthalate	1.0		ug/L	U	YES																
Carbazole	1.0		ug/L	U	YES																
Chrysene	0.20		ug/L	U	YES																
dibenzo(a,h)anthracene	0.20		ug/L	U	YES																
Dibenzofuran	1.0		ug/L	U	YES																
Diethyl phthalate	1.0		ug/L	U	YES																
Dimethyl phthalate	1.0		ug/L	U	YES																
Di-n-butyl phthalate	1.0		ug/L	U	YES																
Di-n-octyl phthalate	1.0		ug/L	U	YES																
Fluoranthene	0.20		ug/L	U	YES																
Fluorene	0.20		ug/L	U	YES																
Hexachlorobenzene	0.20		ug/L	U	YES																

* Overall result qualifier reflects summation of qualifiers added during automated data review and any qualifiers added manually for categories not assessed by automated data review

Sample Qualification Report with Reason Codes (All Results sorted by Client Sample ID)

Client Sample ID : FWGBKGmw-004C-0460-GW **Lab Report Batch :** A7G110101 **Lab ID :** STLCAN

Sample Date : 07/10/2007 **Analysis Type: RES** **Sample Matrix :** AQ

Lab Sample ID: A7G110101018

Reviewed By / Date : H Medley 9/7/2007 **Approved By / Date :**

Analyte Name	Result	Uncertainty / Error	Result Units	Lab Qual	Rep Res	Overall Qual*	Temp	HT	MB	LCS	MS	Lab Dup	Surr	Rep Limit	Moist Tot/Dis	Field QC	Tune	IC	ICV	CV / CCV	Reason Codes
Analysis Method : 8270C						**Dilution: 1**															
Hexachlorobutadiene	1.0		ug/L	U	YES																
Hexachlorocyclopentadiene	10		ug/L	U	NO	R				R											J-
Hexachloroethane	1.0		ug/L	U	YES																
Indeno(1,2,3-cd)pyrene	0.20		ug/L	U	YES																
Isophorone	1.0		ug/L	U	YES																
Naphthalene	0.20		ug/L	U	YES																
Nitrobenzene	1.0		ug/L	U	YES																
N-nitroso-di-n-propylamine	1.0		ug/L	U	YES																
N-Nitrosodiphenylamine	1.0		ug/L	U	YES																
Pentachlorophenol	5.0		ug/L	U	YES																
Phenanthrene	0.20		ug/L	U	YES																
Phenol	1.0		ug/L	U	YES																
Pyrene	0.20		ug/L	U	YES																
Analysis Method : 9012A						**Dilution: 1**															
Cyanide	0.0051		mg/L	B	YES	J								J							L
Analysis Method : SW8330 Modified						**Dilution: 1**															
Nitroguanidine	20		ug/L	U	YES																

* Overall result qualifier reflects summation of qualifiers added during automated data review and any qualifiers added manually for categories not assessed by automated data review

Sample Qualification Report with Reason Codes (All Results sorted by Client Sample ID)

Client Sample ID : FWGBKGmw-008C-0463-GF **Lab Report Batch :** A7G110101 **Lab ID :** STLCAN

Sample Date : 07/10/2007 **Analysis Type: RES/TOT** **Sample Matrix :** AQ

Lab Sample ID: A7G110101017

Reviewed By / Date : Heather Nedry 9/6/07 **Approved By / Date :**

Analyte Name	Result	Uncertainty / Error	Result Units	Lab Qual	Rep Res	Overall Qual*	Temp	HT	MB	LCS	MS	Lab Dup	Surr	Rep Limit	Moist Tot/Dis	Field QC	Tune	IC	ICV	CV / CCV	Reason Codes
Analysis Method : 6010B						**Dilution: 1**															
Arsenic	5.0		ug/L	U	YES																
Barium	4.4		ug/L	B J	YES	J								J							L
Calcium	27900		ug/L	J	YES																
Chromium	5.0		ug/L	U	YES	R															Pj-
Cobalt	5.0		ug/L	U	YES																
Copper	5.0		ug/L	U	YES																
Lead	3.0		ug/L	U	YES																
Magnesium	11100		ug/L		YES																
Manganese	0.73		ug/L	B J	YES	J								J							L
Nickel	10.0		ug/L	U	YES																
Potassium	519		ug/L	B J	YES	J								J							L
Selenium	5.0		ug/L	U	YES																
Silver	5.0		ug/L	U	YES																
Sodium	8800		ug/L		YES																
Vanadium	10.0		ug/L	U	YES																
Analysis Method : 6020						**Dilution: 1**															
Aluminum	50.0		ug/L	U	YES																
Antimony	0.066		ug/L	B	YES	J								J							L
Beryllium	1.0		ug/L	U	YES																
Cadmium	0.50		ug/L	U	YES																
Iron	98.2		ug/L	J	YES	~~J~~			~~B~~					J							F, L, Pj
Thallium	1.0		ug/L	U	YES																
Zinc	10.0		ug/L	U	YES																
Analysis Method : 7470A						**Dilution: 1**															
Mercury	0.20		ug/L	U	YES																

* Overall result qualifier reflects summation of qualifiers added during automated data review and any qualifiers added manually for categories not assessed by automated data review

Sample Qualification Report with Reason Codes (All Results sorted by Client Sample ID)

Client Sample ID : FWGBKGmw-008C-0463-GW **Lab Report Batch :** A7G110101 **Lab ID :** STLCAN

Sample Date : 07/10/2007 **Analysis Type: DL** **Sample Matrix :** AQ

Lab Sample ID: A7G110101016

Reviewed By / Date : Heather Holley 9/6/07 **Approved By / Date :**

Analyte Name	Result	Uncertainty / Error	Result Units	Lab Qual	Rep Res	Overall Qual*	Temp	HT	MB	LCS	MS	Lab Dup	Surr	Rep Limit	Moist Tot/Dis	Field QC	Tune	IC	ICV	CV / CCV	Reason Codes
Analysis Method : 8330						**Dilution: 1.07**															
1,3,5-Trinitrobenzene	0.11		ug/L	U	YES																
1,3-Dinitrobenzene	0.11		ug/L	U	YES																
2,4,6-TNT	0.11		ug/L	U	YES																
2,4-Dinitrotoluene	0.11		ug/L	U	YES																
2,6-Dinitrotoluene	0.11		ug/L	U	YES																
2-Amino-4,6-dinitrotoluene	0.11		ug/L	U	YES																
2-Nitrotoluene	0.54		ug/L	U	YES																
3-Nitrotoluene	0.54		ug/L	U	YES																
4-Amino-2,6-Dinitrotoluene	0.11		ug/L	U	YES																
4-Nitrotoluene	0.54		ug/L	U	YES																
HMX	0.11		ug/L	U	YES																
Nitrobenzene	0.11		ug/L	U	YES																
NITROGLYCERINE	0.70		ug/L	U	YES																
Pentaerythritol Tetranitrate (PETN)	0.70		ug/L	U	YES																
RDX	0.11		ug/L	U	YES																
TETRYL	0.11		ug/L	U	YES																

* Overall result qualifier reflects summation of qualifiers added during automated data review and any qualifiers added manually for categories not assessed by automated data review

Sample Qualification Report with Reason Codes (All Results sorted by Client Sample ID)

Client Sample ID : FWGBKGmw-008C-0463-GW **Lab Report Batch :** A7G110101 **Lab ID :** STLCAN

Sample Date : 07/10/2007 **Analysis Type: RE** **Sample Matrix :** AQ

Lab Sample ID: A7G110101016

Reviewed By / Date : H Medley 9/7/2007 **Approved By / Date :**

Analyte Name	Result	Uncertainty / Error	Result Units	Lab Qual	Rep Res	Overall Qual*	Temp	HT	MB	LCS	MS	Lab Dup	Surr	Rep Limit	Moist Tot/Dis	Field QC	Tune	IC	ICV	CV / CCV	Reason Codes
Analysis Method : 8270C						**Dilution: 1**															
1,2,4-Trichlorobenzene	1.0		ug/L	U	NO	R		UJ													Pj-,D-
1,2-Dichlorobenzene	1.0		ug/L	U	NO	R		UJ													Pj-,D-
1,3-Dichlorobenzene	1.0		ug/L	U	NO	R		UJ													Pj-,D-
1,4-Dichlorobenzene	1.0		ug/L	U	NO	R		UJ													Pj-,D-
2,2-OXYBIS (1-CHLOROPROPANE)	1.0		ug/L	U	NO	R		UJ													Pj-,D-
2,4,5-Trichlorophenol	5.0		ug/L	U	NO	R		UJ													Pj-,D-
2,4,6-Trichlorophenol	5.0		ug/L	U	YES	UJ		UJ													D-
2,4-Dichlorophenol	2.0		ug/L	U	YES	UJ		UJ													D-
2,4-Dimethylphenol	2.0		ug/L	U	NO	R		UJ													Pj-,D-
2,4-Dinitrophenol	5.0		ug/L	U	NO	R		UJ													Pj-,D-
2,4-Dinitrotoluene	5.0		ug/L	U	NO	R		UJ													Pj-,D-
2,6-Dinitrotoluene	5.0		ug/L	U	NO	R		UJ													Pj-,D-
2-Chloronaphthalene	1.0		ug/L	U	NO	R		UJ													Pj-,D-
2-Chlorophenol	1.0		ug/L	U	YES	UJ		UJ													D-
2-Methylnaphthalene	0.20		ug/L	U	NO	R		UJ													Pj-,D-
2-Methylphenol	1.0		ug/L	U	NO	R		UJ													Pj-,D-
2-Nitroaniline	2.0		ug/L	U	NO	R		UJ													Pj-,D-
2-Nitrophenol	2.0		ug/L	U	YES	R		UJ													Pj-,D-
3,3'-Dichlorobenzidine	5.0		ug/L	U	NO	R		UJ													Pj-,D-
3-Nitroaniline	2.0		ug/L	U	NO	R		UJ													Pj-,D-
4,6-Dinitro-2-methylphenol	5.0		ug/L	U	NO	R		UJ													Pj-,D-
4-Bromophenyl phenyl ether	2.0		ug/L	U	NO	R		UJ													Pj-,D-
4-Chloro-3-methylphenol	2.0		ug/L	U	NO	R		UJ													Pj-,D-
4-Chloroaniline	2.0		ug/L	U	NO	R		UJ													Pj-,D-
4-Chlorophenyl phenyl ether	2.0		ug/L	U	NO	R		UJ													Pj-,D-
4-Methylphenol	1.0		ug/L	U	NO	R		UJ													Pj-,D-
4-Nitroanaline	2.0		ug/L	U	NO	R		UJ													Pj-,D-
4-Nitrophenol	5.0		ug/L	U	NO	R		UJ													Pj-,D-
Acenaphthene	0.20		ug/L	U	NO	R		UJ													Pj-,D-
Acenaphthylene	0.20		ug/L	U	NO	R		UJ													Pj-,D-
Anthracene	0.20		ug/L	U	NO	R		UJ													Pj-,D-

* Overall result qualifier reflects summation of qualifiers added during automated data review and any qualifiers added manually for categories not assessed by automated data review

Sample Qualification Report with Reason Codes (All Results sorted by Client Sample ID)

Client Sample ID : FWGBKGmw-008C-0463-GW **Lab Report Batch :** A7G110101 **Lab ID :** STLCAN

Sample Date : 07/10/2007 **Analysis Type: RE** **Sample Matrix :** AQ

Lab Sample ID: A7G110101016

Reviewed By / Date : H Medley 9/7/2007 **Approved By / Date :**

Analyte Name	Result	Uncertainty / Error	Result Units	Lab Qual	Rep Res	Overall Qual*	Temp	HT	MB	LCS	MS	Lab Dup	Surr	Rep Limit	Moist Tot/Dis	Field QC	Tune	IC	ICV	CV / CCV	Reason Codes
Analysis Method : 8270C						**Dilution: 1**															
Benzo(a)anthracene	0.20		ug/L	U	NO	R		UJ													Pj-,D-
Benzo(a)pyrene	0.20		ug/L	U	NO	R		UJ													Pj-,D-
Benzo(b)fluoranthene	0.20		ug/L	U	NO	R		UJ													Pj-,D-
BENZO(G,H,I)PERYLENE	0.20		ug/L	U	NO	R		UJ													Pj-,D-
Benzo(k)fluoranthene	0.20		ug/L	U	NO	R		UJ													Pj-,D-
Benzoic acid	10		ug/L	U	YES	UJ		UJ													D-
Benzyl alcohol	5.0		ug/L	U	NO	R		UJ													Pj-,D-
bis(2-Chloroethoxy)methane	1.0		ug/L	U	NO	R		UJ													Pj-,D-
bis(2-Chloroethyl) ether	1.0		ug/L	U	NO	R		UJ													Pj-,D-
bis(2-Ethylhexyl) phthalate	2.1		ug/L	J B	NO	R		J						J							Pj-
Butylbenzyl Phthalate	1.0		ug/L	U	NO	R		UJ													Pj-,D-
Carbazole	1.0		ug/L	U	NO	R		UJ													Pj-,D-
Chrysene	0.20		ug/L	U	NO	R		UJ													Pj-,D-
dibenzo(a,h)anthracene	0.20		ug/L	U	NO	R		UJ													Pj-,D-
Dibenzofuran	1.0		ug/L	U	NO	R		UJ													Pj-,D-
Diethyl phthalate	1.0		ug/L	U	NO	R		UJ													Pj-,D-
Dimethyl phthalate	1.0		ug/L	U	NO	R		UJ													Pj-,D-
Di-n-butyl phthalate	1.0		ug/L	U	NO	R		UJ													Pj-,D-
Di-n-octyl phthalate	1.0		ug/L	U	NO	R		UJ													Pj-,D-
Fluoranthene	0.20		ug/L	U	NO	R		UJ													Pj-,D-
Fluorene	0.20		ug/L	U	NO	R		UJ													Pj-,D-
Hexachlorobenzene	0.20		ug/L	U	NO	R		UJ													Pj-,D-
Hexachlorobutadiene	1.0		ug/L	U	NO	R		UJ													Pj-,D-
Hexachlorocyclopentadiene	10		ug/L	U	YES	R		UJ		R											Pj-,D-,J-
Hexachloroethane	1.0		ug/L	U	NO	R		UJ													Pj-,D-
Indeno(1,2,3-cd)pyrene	0.20		ug/L	U	NO	R		UJ													Pj-,D-
Isophorone	1.0		ug/L	U	NO	R		UJ													Pj-,D-
Naphthalene	0.20		ug/L	U	NO	R		UJ													Pj-,D-
Nitrobenzene	1.0		ug/L	U	NO	R		UJ													Pj-,D-
N-nitroso-di-n-propylamine	1.0		ug/L	U	NO	R		UJ													Pj-,D-
N-Nitrosodiphenylamine	1.0		ug/L	U	NO	R		UJ													Pj-,D-

* Overall result qualifier reflects summation of qualifiers added during automated data review and any qualifiers added manually for categories not assessed by automated data review

Sample Qualification Report with Reason Codes (All Results sorted by Client Sample ID)

Client Sample ID : FWGBKGmw-008C-0463-GW **Lab Report Batch :** A7G110101 **Lab ID :** STLCAN

Sample Date : 07/10/2007 **Analysis Type: RE** **Sample Matrix :** AQ

Lab Sample ID: A7G110101016

Reviewed By / Date : H Medley 9/7/2007 **Approved By / Date :**

Analyte Name	Result	Uncertainty / Error	Result Units	Lab Qual	Rep Res	Overall Qual*	Temp	HT	MB	LCS	MS	Lab Dup	Surr	Rep Limit	Moist Tot/Dis	Field QC	Tune	IC	ICV	CV / CCV	Reason Codes
Analysis Method : 8270C						**Dilution: 1**															
Pentachlorophenol	5.0		ug/L	U	NO	R		UJ													Pj-,D-
Phenanthrene	0.20		ug/L	U	NO	R		UJ													Pj-,D-
Phenol	1.0		ug/L	U	NO	R		UJ													Pj-,D-
Pyrene	0.20		ug/L	U	NO	R		UJ													Pj-,D-

* Overall result qualifier reflects summation of qualifiers added during automated data review and any qualifiers added manually for categories not assessed by automated data review

Sample Qualification Report with Reason Codes (All Results sorted by Client Sample ID)

Client Sample ID : FWGBKGmw-008C-0463-GW **Lab Report Batch :** A7G110101 **Lab ID :** STLCAN

Sample Date : 07/10/2007 **Analysis Type: RES** **Sample Matrix :** AQ

Lab Sample ID: A7G110101016

Reviewed By / Date : Heather Kelley 9/7/07 **Approved By / Date :**

Analyte Name	Result	Uncertainty / Error	Result Units	Lab Qual	Rep Res	Overall Qual*	Temp	HT	MB	LCS	MS	Lab Dup	Surr	Rep Limit	Moist Tot/Dis	Field QC	Tune	IC	ICV	CV / CCV	Reason Codes
Analysis Method : 353.2 Modified						**Dilution: 1**															
Nitrocellulose	0.50		mg/L	U	YES																
Analysis Method : 8081A						**Dilution: 1**															
4,4'-DDD	0.030		ug/L	U	YES																
4,4'-DDE	0.030		ug/L	U	YES																
4,4'-DDT	0.030		ug/L	U	YES																
Aldrin	0.030		ug/L	U	YES																
alpha-BHC	0.030		ug/L	U	YES																
alpha-Chordane	0.030		ug/L	U	YES																
beta-BHC	0.030		ug/L	U	YES																
delta-BHC	0.030		ug/L	U	YES																
Dieldrin	0.030		ug/L	U	YES																
Endosulfan I	0.025		ug/L	U	YES	UJ				UJ											J-
Endosulfan II	0.025		ug/L	U	YES																
Endosulfan sulfate	0.030		ug/L	U	YES																
Endrin	0.030		ug/L	U	YES																
Endrin aldehyde	0.030		ug/L	U	YES																
Endrin ketone	0.030		ug/L	U	YES																
gamma-BHC	0.030		ug/L	U	YES																
gamma-Chlordane	0.030		ug/L	U	YES																
Heptachlor	0.030		ug/L	U	YES																
Heptachlor epoxide	0.030		ug/L	U	YES																
Methoxychlor	0.10		ug/L	U	YES																
Toxaphene	2.0		ug/L	U	YES																
Analysis Method : 8082						**Dilution: 1**															
Aroclor 1016	0.50		ug/L	U	YES																
Aroclor 1221	0.50		ug/L	U	YES																
Aroclor 1232	0.50		ug/L	U	YES																
Aroclor 1242	0.50		ug/L	U	YES																
Aroclor 1248	0.50		ug/L	U	YES																
Aroclor 1254	0.50		ug/L	U	YES																
Aroclor 1260	0.50		ug/L	U	YES																
Analysis Method : 8260B						**Dilution: 1**															

* Overall result qualifier reflects summation of qualifiers added during automated data review and any qualifiers added manually for categories not assessed by automated data review

Sample Qualification Report with Reason Codes (All Results sorted by Client Sample ID)

Client Sample ID : FWGBKGmw-008C-0463-GW **Lab Report Batch :** A7G110101 **Lab ID :** STLCAN

Sample Date : 07/10/2007 **Analysis Type: RES** **Sample Matrix :** AQ

Lab Sample ID: A7G110101016

Reviewed By / Date : Heather Medley 9/7/07 **Approved By / Date :**

Analyte Name	Result	Uncertainty / Error	Result Units	Lab Qual	Rep Res	Overall Qual*	Temp	HT	MB	LCS	MS	Lab Dup	Surr	Rep Limit	Moist Tot/Dis	Field QC	Tune	IC	ICV	CV / CCV	Reason Codes
Analysis Method : 8260B						**Dilution: 1**															
1,1,1-Trichloroethane	1.0		ug/L	U	YES																
1,1,2,2-Tetrachloroethane	1.0		ug/L	U	YES																
1,1,2-Trichloroethane	1.0		ug/L	U	YES																
1,1-Dichloroethane	1.0		ug/L	U	YES																
1,1-Dichloroethene	1.0		ug/L	U	YES																
1,2-Dibromoethane	1.0		ug/L	U	YES																
1,2-Dichloroethane	1.0		ug/L	U	YES																
1,2-Dichloroethene (total)	1.0		ug/L	U	YES																
1,2-Dichloropropane	1.0		ug/L	U	YES																
2-Butanone	10		ug/L	U	YES	UJ					UJ										H-
2-Hexanone	10		ug/L	U	YES	R					UJ									R	Pj-,W-,H-
4-Methyl-2-pentanone	10		ug/L	U	YES	UJ					UJ										Pj-,H-
Acetone	10		ug/L	U	YES	R															Pj-
Benzene	1.0		ug/L	U	YES																
Bromochloromethane	1.0		ug/L	U	YES																
Bromodichloromethane	1.0		ug/L	U	YES																
Bromoform	1.0		ug/L	U	YES																
Bromomethane	1.0		ug/L	U	YES	UJ													UJ		U-
Carbon disulfide	1.0		ug/L	U	YES																
Carbon tetrachloride	1.0		ug/L	U	YES																
Chlorobenzene	1.0		ug/L	U	YES																
Chloroethane	1.0		ug/L	U	YES																
Chloroform	1.0		ug/L	U	YES																
Chloromethane	1.0		ug/L	U	YES																
cis-1,2-Dichloroethene	1.0		ug/L	U	YES																
cis-1,3-Dichloropropene	1.0		ug/L	U	YES																
Dibromochloromethane	1.0		ug/L	U	YES																
Ethylbenzene	1.0		ug/L	U	YES																
M&P-XYLENES	2.0		ug/L	U	YES																
Methylene chloride	2.0		ug/L	U	YES																
o-Xylene	1.0		ug/L	U	YES																

* Overall result qualifier reflects summation of qualifiers added during automated data review and any qualifiers added manually for categories not assessed by automated data review

Sample Qualification Report with Reason Codes (All Results sorted by Client Sample ID)

Client Sample ID : FWGBKGmw-008C-0463-GW **Lab Report Batch :** A7G110101 **Lab ID :** STLCAN

Sample Date : 07/10/2007 **Analysis Type: RES** **Sample Matrix :** AQ

Lab Sample ID: A7G110101016

Reviewed By / Date : H Medley 9/7/2007 **Approved By / Date :**

Analyte Name	Result	Uncertainty / Error	Result Units	Lab Qual	Rep Res	Overall Qual*	Temp	HT	MB	LCS	MS	Lab Dup	Surr	Rep Limit	Moist Tot/Dis	Field QC	Tune	IC	ICV	CV / CCV	Reason Codes
Analysis Method : 8260B						**Dilution: 1**															
Styrene	1.0		ug/L	U	YES																
Tetrachloroethene	1.0		ug/L	U	YES																
Toluene	1.0		ug/L	U	YES																
TOTAL XYLENES	2.0		ug/L	U	YES																
trans-1,2-Dichloroethene	1.0		ug/L	U	YES																
trans-1,3-Dichloropropene	1.0		ug/L	U	YES																
Trichloroethene	1.0		ug/L	U	YES																
Vinyl chloride	1.0		ug/L	U	YES																
Analysis Method : 8270C						**Dilution: 1**															
1,2,4-Trichlorobenzene	1.0		ug/L	U	YES																
1,2-Dichlorobenzene	1.0		ug/L	U	Yes																
1,3-Dichlorobenzene	1.0		ug/L	U	YES																
1,4-Dichlorobenzene	1.0		ug/L	U	YES																
2,2-OXYBIS (1-CHLOROPROPANE)	1.0		ug/L	U	YES																
2,4,5-Trichlorophenol	5.0		ug/L	U	YES																
2,4,6-Trichlorophenol	5.0		ug/L	U	NO	R				R											J-
2,4-Dichlorophenol	2.0		ug/L	U	NO	R				R											J-
2,4-Dimethylphenol	2.0		ug/L	U	YES																
2,4-Dinitrophenol	5.0		ug/L	U	YES																
2,4-Dinitrotoluene	5.0		ug/L	U	YES																
2,6-Dinitrotoluene	5.0		ug/L	U	YES																
2-Chloronaphthalene	1.0		ug/L	U	YES																
2-Chlorophenol	1.0		ug/L	U	NO	R				R											J-
2-Methylnaphthalene	0.20		ug/L	U	YES																
2-Methylphenol	1.0		ug/L	U	YES																
2-Nitroaniline	2.0		ug/L	U	YES																
2-Nitrophenol	2.0		ug/L	U	NO	R				R											J-
3,3'-Dichlorobenzidine	5.0		ug/L	U	YES																
3-Nitroaniline	2.0		ug/L	U	YES																
4,6-Dinitro-2-methylphenol	5.0		ug/L	U	YES																
4-Bromophenyl phenyl ether	2.0		ug/L	U	YES																

* Overall result qualifier reflects summation of qualifiers added during automated data review and any qualifiers added manually for categories not assessed by automated data review

Sample Qualification Report with Reason Codes (All Results sorted by Client Sample ID)

Client Sample ID : FWGBKGmw-008C-0463-GW **Lab Report Batch :** A7G110101 **Lab ID :** STLCAN

Sample Date : 07/10/2007 **Analysis Type: RES** **Sample Matrix :** AQ

Lab Sample ID: A7G110101016

Reviewed By / Date : H Medley 9/7/2007 **Approved By / Date :**

Analyte Name	Result	Uncertainty / Error	Result Units	Lab Qual	Rep Res	Overall Qual*	Temp	HT	MB	LCS	MS	Lab Dup	Surr	Rep Limit	Moist Tot/Dis	Field QC	Tune	IC	ICV	CV / CCV	Reason Codes
Analysis Method : 8270C						**Dilution: 1**															
4-Chloro-3-methylphenol	2.0		ug/L	U	YES																
4-Chloroaniline	2.0		ug/L	U	YES																
4-Chlorophenyl phenyl ether	2.0		ug/L	U	YES																
4-Methylphenol	1.0		ug/L	U	YES																
4-Nitroanaline	2.0		ug/L	U	YES																
4-Nitrophenol	5.0		ug/L	U	YES																
Acenaphthene	0.20		ug/L	U	YES																
Acenaphthylene	0.20		ug/L	U	YES																
Anthracene	0.20		ug/L	U	YES																
Benzo(a)anthracene	0.20		ug/L	U	YES																
Benzo(a)pyrene	0.20		ug/L	U	YES																
Benzo(b)fluoranthene	0.20		ug/L	U	YES																
BENZO(G,H,I)PERYLENE	0.20		ug/L	U	YES																
Benzo(k)fluoranthene	0.20		ug/L	U	YES																
Benzoic acid	10		ug/L	U	NO	R				R											J-
Benzyl alcohol	5.0		ug/L	U	YES																
bis(2-Chloroethoxy)methane	1.0		ug/L	U	YES																
bis(2-Chloroethyl) ether	1.0		ug/L	U	YES																
bis(2-Ethylhexyl) phthalate	3.3		ug/L	J B	YES	J								J							L
Butylbenzyl Phthalate	1.0		ug/L	U	YES																
Carbazole	1.0		ug/L	U	YES																
Chrysene	0.20		ug/L	U	YES																
dibenzo(a,h)anthracene	0.20		ug/L	U	YES																
Dibenzofuran	1.0		ug/L	U	YES																
Diethyl phthalate	1.0		ug/L	U	YES																
Dimethyl phthalate	1.0		ug/L	U	YES																
Di-n-butyl phthalate	1.0		ug/L	U	YES																
Di-n-octyl phthalate	1.0		ug/L	U	YES																
Fluoranthene	0.20		ug/L	U	YES																
Fluorene	0.20		ug/L	U	YES																
Hexachlorobenzene	0.20		ug/L	U	YES																

* Overall result qualifier reflects summation of qualifiers added during automated data review and any qualifiers added manually for categories not assessed by automated data review

Sample Qualification Report with Reason Codes (All Results sorted by Client Sample ID)

Client Sample ID : FWGBKGmw-008C-0463-GW **Lab Report Batch :** A7G110101 **Lab ID :** STLCAN

Sample Date : 07/10/2007 **Analysis Type: RES** **Sample Matrix :** AQ

Lab Sample ID: A7G110101016

Reviewed By / Date : H Medley 9/7/2007 **Approved By / Date :**

Analyte Name	Result	Uncertainty / Error	Result Units	Lab Qual	Rep Res	Overall Qual*	Temp	HT	MB	LCS	MS	Lab Dup	Surr	Rep Limit	Moist Tot/Dis	Field QC	Tune	IC	ICV	CV / CCV	Reason Codes
Analysis Method : 8270C						**Dilution: 1**															
Hexachlorobutadiene	1.0		ug/L	U	YES																
Hexachlorocyclopentadiene	10		ug/L	U	NO	R				R											J-
Hexachloroethane	1.0		ug/L	U	YES																
Indeno(1,2,3-cd)pyrene	0.20		ug/L	U	YES																
Isophorone	1.0		ug/L	U	YES																
Naphthalene	0.20		ug/L	U	YES																
Nitrobenzene	1.0		ug/L	U	YES																
N-nitroso-di-n-propylamine	1.0		ug/L	U	YES																
N-Nitrosodiphenylamine	1.0		ug/L	U	YES																
Pentachlorophenol	5.0		ug/L	U	YES																
Phenanthrene	0.20		ug/L	U	YES																
Phenol	1.0		ug/L	U	YES																
Pyrene	0.20		ug/L	U	YES																
Analysis Method : 9012A						**Dilution: 1**															
Cyanide	0.010		mg/L	U	YES																
Analysis Method : SW8330 Modified						**Dilution: 1**															
Nitroguanidine	20		ug/L	U	YES																

* Overall result qualifier reflects summation of qualifiers added during automated data review and any qualifiers added manually for categories not assessed by automated data review

Sample Qualification Report with Reason Codes (All Results sorted by Client Sample ID)

Client Sample ID : FWGBKGmw-012C-0465-GF **Lab Report Batch :** A7G110101 **Lab ID :** STLCAN

Sample Date : 07/10/2007 **Analysis Type: RES/TOT** **Sample Matrix :** AQ

Lab Sample ID: A7G110101007

Reviewed By / Date : Heather Melby 9/7/07 **Approved By / Date :**

Analyte Name	Result	Uncertainty / Error	Result Units	Lab Qual	Rep Res	Overall Qual*	Temp	HT	MB	LCS	MS	Lab Dup	Surr	Rep Limit	Moist Tot/Dis	Field QC	Tune	IC	ICV	CV / CCV	Reason Codes
Analysis Method : 6010B						**Dilution: 1**															
Arsenic	5.0		ug/L	U	YES																
Barium	227		ug/L	J	YES																
Calcium	26200		ug/L	J	YES																
Chromium	5.0		ug/L	U	YES	R															Pj-
Cobalt	5.0		ug/L	U	YES																
Copper	5.0		ug/L	U	YES																
Lead	3.0		ug/L	U	YES																
Magnesium	9040		ug/L		YES																
Manganese	37.9		ug/L	J	YES																
Nickel	2.2		ug/L	B	YES	J								J							L
Potassium	4100		ug/L	J	YES																
Selenium	5.0		ug/L	U	YES																
Silver	5.0		ug/L	U	YES																
Sodium	40500		ug/L		YES																
Vanadium	10.0		ug/L	U	YES																
Analysis Method : 6020						**Dilution: 1**															
Aluminum	103		ug/L		YES	J															Pj
Antimony	0.13		ug/L	B	YES	J								J							L
Beryllium	1.0		ug/L	U	YES																
Cadmium	0.50		ug/L	U	YES																
Iron	372		ug/L	J	YES	J															Pj
Thallium	1.0		ug/L	U	YES																
Zinc	8.2		ug/L	B	YES	J								J							L
Analysis Method : 7470A						**Dilution: 1**															
Mercury	0.20		ug/L	U	YES																

* Overall result qualifier reflects summation of qualifiers added during automated data review and any qualifiers added manually for categories not assessed by automated data review

Sample Qualification Report with Reason Codes (All Results sorted by Client Sample ID)

Client Sample ID : FWGBKGmw-012C-0465-GW **Lab Report Batch :** A7G110101 **Lab ID :** STLCAN

Sample Date : 07/10/2007 **Analysis Type: DL** **Sample Matrix :** AQ

Lab Sample ID: A7G110101006

Reviewed By / Date : Heather Hedley 9/7/07 **Approved By / Date :**

Analyte Name	Result	Uncertainty / Error	Result Units	Lab Qual	Rep Res	Overall Qual*	Temp	HT	MB	LCS	MS	Lab Dup	Surr	Rep Limit	Moist Tot/Dis	Field QC	Tune	IC	ICV	CV / CCV	Reason Codes
Analysis Method : 8330						**Dilution: 0.97**															
1,3,5-Trinitrobenzene	0.097		ug/L	U	YES																
1,3-Dinitrobenzene	0.097		ug/L	U	YES																
2,4,6-TNT	0.097		ug/L	U	YES																
2,4-Dinitrotoluene	0.097		ug/L	U	YES																
2,6-Dinitrotoluene	0.097		ug/L	U	YES																
2-Amino-4,6-dinitrotoluene	0.097		ug/L	U	YES																
2-Nitrotoluene	0.48		ug/L	U	YES																
3-Nitrotoluene	0.48		ug/L	U	YES																
4-Amino-2,6-Dinitrotoluene	0.097		ug/L	U	YES																
4-Nitrotoluene	0.48		ug/L	U	YES																
HMX	0.097		ug/L	U	YES																
Nitrobenzene	0.097		ug/L	U	YES																
NITROGLYCERINE	0.63		ug/L	U	YES																
Pentaerythritol Tetranitrate (PETN)	0.63		ug/L	U	YES																
RDX	0.097		ug/L	U	YES																
TETRYL	0.097		ug/L	U	YES																

* Overall result qualifier reflects summation of qualifiers added during automated data review and any qualifiers added manually for categories not assessed by automated data review

Sample Qualification Report with Reason Codes (All Results sorted by Client Sample ID)

Client Sample ID : FWGBKGmw-012C-0465-GW **Lab Report Batch :** A7G110101 **Lab ID :** STLCAN

Sample Date : 07/10/2007 **Analysis Type: RE** **Sample Matrix :** AQ

Lab Sample ID: A7G110101006

Reviewed By / Date : H Medley 9/7/2007 **Approved By / Date :**

Analyte Name	Result	Uncertainty / Error	Result Units	Lab Qual	Rep Res	Overall Qual*	Temp	HT	MB	LCS	MS	Lab Dup	Surr	Rep Limit	Moist Tot/Dis	Field QC	Tune	IC	ICV	CV / CCV	Reason Codes
Analysis Method : 8270C						**Dilution: 1**															
1,2,4-Trichlorobenzene	1.0		ug/L	U	NO	R		UJ													Pj-,D-
1,2-Dichlorobenzene	1.0		ug/L	U	NO	R		UJ													Pj-,D-
1,3-Dichlorobenzene	1.0		ug/L	U	NO	R		UJ													Pj-,D-
1,4-Dichlorobenzene	1.0		ug/L	U	NO	R		UJ													Pj-,D-
2,2-OXYBIS (1-CHLOROPROPANE)	1.0		ug/L	U	NO	R		UJ													Pj-,D-
2,4,5-Trichlorophenol	5.0		ug/L	U	NO	R		UJ													Pj-,D-
2,4,6-Trichlorophenol	5.0		ug/L	U	YES	UJ		UJ													D-
2,4-Dichlorophenol	2.0		ug/L	U	YES	UJ		UJ													D-
2,4-Dimethylphenol	2.0		ug/L	U	NO	R		UJ													Pj-,D-
2,4-Dinitrophenol	5.0		ug/L	U	NO	R		UJ													Pj-,D-
2,4-Dinitrotoluene	5.0		ug/L	U	NO	R		UJ													Pj-,D-
2,6-Dinitrotoluene	5.0		ug/L	U	NO	R		UJ													Pj-,D-
2-Chloronaphthalene	1.0		ug/L	U	NO	R		UJ													Pj-,D-
2-Chlorophenol	1.0		ug/L	U	YES	UJ		UJ													D-
2-Methylnaphthalene	0.20		ug/L	U	NO	R		UJ													Pj-,D-
2-Methylphenol	1.0		ug/L	U	NO	R		UJ													Pj-,D-
2-Nitroaniline	2.0		ug/L	U	NO	R		UJ													Pj-,D-
2-Nitrophenol	2.0		ug/L	U	YES	UJ		UJ													D-
3,3'-Dichlorobenzidine	5.0		ug/L	U	NO	R		UJ													Pj-,D-
3-Nitroaniline	2.0		ug/L	U	NO	R		UJ													Pj-,D-
4,6-Dinitro-2-methylphenol	5.0		ug/L	U	NO	R		UJ													Pj-,D-
4-Bromophenyl phenyl ether	2.0		ug/L	U	NO	R		UJ													Pj-,D-
4-Chloro-3-methylphenol	2.0		ug/L	U	NO	R		UJ													Pj-,D-
4-Chloroaniline	2.0		ug/L	U	NO	R		UJ													Pj-,D-
4-Chlorophenyl phenyl ether	2.0		ug/L	U	NO	R		UJ													Pj-,D-
4-Methylphenol	1.0		ug/L	U	NO	R		UJ													Pj-,D-
4-Nitroanaline	2.0		ug/L	U	NO	R		UJ													Pj-,D-
4-Nitrophenol	5.0		ug/L	U	NO	R		UJ													Pj-,D-
Acenaphthene	0.20		ug/L	U	NO	R		UJ													Pj-,D-
Acenaphthylene	0.20		ug/L	U	NO	R		UJ													Pj-,D-
Anthracene	0.20		ug/L	U	NO	R		UJ													Pj-,D-

* Overall result qualifier reflects summation of qualifiers added during automated data review and any qualifiers added manually for categories not assessed by automated data review

Sample Qualification Report with Reason Codes (All Results sorted by Client Sample ID)

Client Sample ID : FWGBKGmw-012C-0465-GW **Lab Report Batch :** A7G110101 **Lab ID :** STLCAN

Sample Date : 07/10/2007 **Analysis Type: RE** **Sample Matrix :** AQ

Lab Sample ID: A7G110101006

Reviewed By / Date : H Medley 9/7/2007 **Approved By / Date :**

Analyte Name	Result	Uncertainty / Error	Result Units	Lab Qual	Rep Res	Overall Qual*	Temp	HT	MB	LCS	MS	Lab Dup	Surr	Rep Limit	Moist Tot/Dis	Field QC	Tune	IC	ICV	CV / CCV	Reason Codes
Analysis Method : 8270C						**Dilution: 1**															
Benzo(a)anthracene	0.20		ug/L	U	NO	R		UJ													Pj-,D-
Benzo(a)pyrene	0.20		ug/L	U	NO	R		UJ													Pj-,D-
Benzo(b)fluoranthene	0.20		ug/L	U	NO	R		UJ													Pj-,D-
BENZO(G,H,I)PERYLENE	0.20		ug/L	U	NO	R		UJ													Pj-,D-
Benzo(k)fluoranthene	0.20		ug/L	U	NO	R		UJ													Pj-,D-
Benzoic acid	10		ug/L	U	YES	UJ		UJ													D-
Benzyl alcohol	5.0		ug/L	U	NO	R		UJ													Pj-,D-
bis(2-Chloroethoxy)methane	1.0		ug/L	U	NO	R		UJ													Pj-,D-
bis(2-Chloroethyl) ether	1.0		ug/L	U	NO	R		UJ													Pj-,D-
bis(2-Ethylhexyl) phthalate	4.0		ug/L	J B	NO	R		J						J							Pj-
Butylbenzyl Phthalate	1.0		ug/L	U	NO	R		UJ													Pj-,D-
Carbazole	1.0		ug/L	U	NO	R		UJ													Pj-,D-
Chrysene	0.20		ug/L	U	NO	R		UJ													Pj-,D-
dibenzo(a,h)anthracene	0.20		ug/L	U	NO	R		UJ													Pj-,D-
Dibenzofuran	1.0		ug/L	U	NO	R		UJ													Pj-,D-
Diethyl phthalate	1.0		ug/L	U	NO	R		UJ													Pj-,D-
Dimethyl phthalate	1.0		ug/L	U	NO	R		UJ													Pj-,D-
Di-n-butyl phthalate	1.0		ug/L	U	NO	R		UJ													Pj-,D-
Di-n-octyl phthalate	1.0		ug/L	U	NO	R		UJ													Pj-,D-
Fluoranthene	0.20		ug/L	U	NO	R		UJ													Pj-,D-
Fluorene	0.20		ug/L	U	NO	R		UJ													Pj-,D-
Hexachlorobenzene	0.20		ug/L	U	NO	R		UJ													Pj-,D-
Hexachlorobutadiene	1.0		ug/L	U	NO	R		UJ													Pj-,D-
Hexachlorocyclopentadiene	10		ug/L	U	YES	R		UJ		R											Pj-,D-,J-
Hexachloroethane	1.0		ug/L	U	NO	R		UJ													Pj-,D-
Indeno(1,2,3-cd)pyrene	0.20		ug/L	U	NO	R		UJ													Pj-,D-
Isophorone	1.0		ug/L	U	NO	R		UJ													Pj-,D-
Naphthalene	0.20		ug/L	U	NO	R		UJ													Pj-,D-
Nitrobenzene	1.0		ug/L	U	NO	R		UJ													Pj-,D-
N-nitroso-di-n-propylamine	1.0		ug/L	U	NO	R		UJ													Pj-,D-
N-Nitrosodiphenylamine	1.0		ug/L	U	NO	R		UJ													Pj-,D-

* Overall result qualifier reflects summation of qualifiers added during automated data review and any qualifiers added manually for categories not assessed by automated data review

Sample Qualification Report with Reason Codes (All Results sorted by Client Sample ID)

Client Sample ID : FWGBKGmw-012C-0465-GW **Lab Report Batch :** A7G110101 **Lab ID :** STLCAN

Sample Date : 07/10/2007 **Analysis Type: RE** **Sample Matrix :** AQ

Lab Sample ID: A7G110101006

Reviewed By / Date : H Medley 9/7/2007 **Approved By / Date :**

Analyte Name	Result	Uncertainty / Error	Result Units	Lab Qual	Rep Res	Overall Qual*	Temp	HT	MB	LCS	MS	Lab Dup	Surr	Rep Limit	Moist Tot/Dis	Field QC	Tune	IC	ICV	CV / CCV	Reason Codes
Analysis Method : 8270C						**Dilution: 1**															
Pentachlorophenol	5.0		ug/L	U	NO	R		UJ													Pj-,D-
Phenanthrene	0.20		ug/L	U	NO	R		UJ													Pj-,D-
Phenol	1.0		ug/L	U	NO	R		UJ													Pj-,D-
Pyrene	0.20		ug/L	U	NO	R		UJ													Pj-,D-

* Overall result qualifier reflects summation of qualifiers added during automated data review and any qualifiers added manually for categories not assessed by automated data review

Sample Qualification Report with Reason Codes (All Results sorted by Client Sample ID)

Client Sample ID : FWGBKGmw-012C-0465-GW **Lab Report Batch :** A7G110101 **Lab ID :** STLCAN

Sample Date : 07/10/2007 **Analysis Type: RES** **Sample Matrix :** AQ

Lab Sample ID: A7G110101006

Reviewed By / Date : Heather Kelley 9/7/07 **Approved By / Date :**

Analyte Name	Result	Uncertainty / Error	Result Units	Lab Qual	Rep Res	Overall Qual*	Temp	HT	MB	LCS	MS	Lab Dup	Surr	Rep Limit	Moist Tot/Dis	Field QC	Tune	IC	ICV	CV / CCV	Reason Codes
Analysis Method : 353.2 Modified						**Dilution: 1**															
Nitrocellulose	0.50		mg/L	U	YES																
Analysis Method : 8081A						**Dilution: 1**															
4,4'-DDD	0.030		ug/L	U	YES																
4,4'-DDE	0.030		ug/L	U	YES																
4,4'-DDT	0.030		ug/L	U	YES																
Aldrin	0.030		ug/L	U	YES																
alpha-BHC	0.030		ug/L	U	YES																
alpha-Chordane	0.030		ug/L	U	YES																
beta-BHC	0.017		ug/L	J	YES	J								J							L
delta-BHC	0.030		ug/L	U	YES																
Dieldrin	0.030		ug/L	U	YES																
Endosulfan I	0.025		ug/L	U	YES	UJ				UJ											J-
Endosulfan II	0.025		ug/L	U	YES																
Endosulfan sulfate	0.030		ug/L	U	YES																
Endrin	0.030		ug/L	U	YES																
Endrin aldehyde	0.030		ug/L	U	YES																
Endrin ketone	0.030		ug/L	U	YES																
gamma-BHC	0.030		ug/L	U	YES																
gamma-Chlordane	0.030		ug/L	U	YES																
Heptachlor	0.030		ug/L	U	YES																
Heptachlor epoxide	0.030		ug/L	U	YES																
Methoxychlor	0.10		ug/L	U	YES																
Toxaphene	2.0		ug/L	U	YES																
Analysis Method : 8082						**Dilution: 1**															
Aroclor 1016	0.50		ug/L	U	YES	UJ							UJ								G-
Aroclor 1221	0.50		ug/L	U	YES	UJ							UJ								G-
Aroclor 1232	0.50		ug/L	U	YES	UJ							UJ								G-
Aroclor 1242	0.50		ug/L	U	YES	UJ							UJ								G-
Aroclor 1248	0.50		ug/L	U	YES	UJ							UJ								G-
Aroclor 1254	0.50		ug/L	U	YES	UJ							UJ								G-
Aroclor 1260	0.50		ug/L	U	YES	UJ							UJ								G-
Analysis Method : 8260B						**Dilution: 1**															

* Overall result qualifier reflects summation of qualifiers added during automated data review and any qualifiers added manually for categories not assessed by automated data review

Sample Qualification Report with Reason Codes (All Results sorted by Client Sample ID)

Client Sample ID : FWGBKGmw-012C-0465-GW **Lab Report Batch :** A7G110101 **Lab ID :** STLCAN

Sample Date : 07/10/2007 **Analysis Type: RES** **Sample Matrix :** AQ

Lab Sample ID: A7G110101006

Reviewed By / Date : Heather Melby 9/7/07 **Approved By / Date :**

Analyte Name	Result	Uncertainty / Error	Result Units	Lab Qual	Rep Res	Overall Qual*	Temp	HT	MB	LCS	MS	Lab Dup	Surr	Rep Limit	Moist Tot/Dis	Field QC	Tune	IC	ICV	CV / CCV	Reason Codes
Analysis Method : 8260B						**Dilution: 1**															
1,1,1-Trichloroethane	1.0		ug/L	U	YES																
1,1,2,2-Tetrachloroethane	1.0		ug/L	U	YES																
1,1,2-Trichloroethane	1.0		ug/L	U	YES																
1,1-Dichloroethane	1.0		ug/L	U	YES																
1,1-Dichloroethene	1.0		ug/L	U	YES																
1,2-Dibromoethane	1.0		ug/L	U	YES																
1,2-Dichloroethane	1.0		ug/L	U	YES																
1,2-Dichloroethene (total)	1.0		ug/L	U	YES																
1,2-Dichloropropane	1.0		ug/L	U	YES																
2-Butanone	10		ug/L	U	YES	UJ					UJ										H-
2-Hexanone	10		ug/L	U	YES	R					UJ									R	Pj-,W-,H-
4-Methyl-2-pentanone	10		ug/L	U	YES	UJ					UJ										Pj-,H-
Acetone	10		ug/L	U	YES	R															Pj-
Benzene	0.54		ug/L	J	YES	J								J							L
Bromochloromethane	1.0		ug/L	U	YES																
Bromodichloromethane	1.0		ug/L	U	YES																
Bromoform	1.0		ug/L	U	YES																
Bromomethane	1.0		ug/L	U	YES	UJ													UJ		U-
Carbon disulfide	1.0		ug/L	U	YES																
Carbon tetrachloride	1.0		ug/L	U	YES																
Chlorobenzene	1.0		ug/L	U	YES																
Chloroethane	1.0		ug/L	U	YES																
Chloroform	1.0		ug/L	U	YES																
Chloromethane	1.0		ug/L	U	YES																
cis-1,2-Dichloroethene	1.0		ug/L	U	YES																
cis-1,3-Dichloropropene	1.0		ug/L	U	YES																
Dibromochloromethane	1.0		ug/L	U	YES																
Ethylbenzene	1.0		ug/L	U	YES																
M&P-XYLENES	2.0		ug/L	U	YES																
Methylene chloride	2.0		ug/L	U	YES																
o-Xylene	1.0		ug/L	U	YES																

* Overall result qualifier reflects summation of qualifiers added during automated data review and any qualifiers added manually for categories not assessed by automated data review

Sample Qualification Report with Reason Codes (All Results sorted by Client Sample ID)

Client Sample ID : FWGBKGmw-012C-0465-GW **Lab Report Batch :** A7G110101 **Lab ID :** STLCAN

Sample Date : 07/10/2007 **Analysis Type: RES** **Sample Matrix :** AQ

Lab Sample ID: A7G110101006

Reviewed By / Date : Heather McCoy 9/7/07 **Approved By / Date :**

Analyte Name	Result	Uncertainty / Error	Result Units	Lab Qual	Rep Res	Overall Qual*	Temp	HT	MB	LCS	MS	Lab Dup	Surr	Rep Limit	Moist Tot/Dis	Field QC	Tune	IC	ICV	CV / CCV	Reason Codes
Analysis Method : 8260B						**Dilution: 1**															
Styrene	1.0		ug/L	U	YES																
Tetrachloroethene	1.0		ug/L	U	YES																
Toluene	0.45		ug/L	J	YES	B								J		B					L, N
TOTAL XYLENES	2.0		ug/L	U	YES																
trans-1,2-Dichloroethene	1.0		ug/L	U	YES																
trans-1,3-Dichloropropene	1.0		ug/L	U	YES																
Trichloroethene	1.0		ug/L	U	YES																
Vinyl chloride	1.0		ug/L	U	YES																
Analysis Method : 8270C						**Dilution: 1**															
1,2,4-Trichlorobenzene	1.0		ug/L	U	NO																
1,2-Dichlorobenzene	1.0		ug/L	U	NO																
1,3-Dichlorobenzene	1.0		ug/L	U	NO																
1,4-Dichlorobenzene	1.0		ug/L	U	NO																
2,2-OXYBIS (1-CHLOROPROPANE)	1.0		ug/L	U	NO																
2,4,5-Trichlorophenol	5.0		ug/L	U	NO																
2,4,6-Trichlorophenol	5.0		ug/L	U	NO	R				R											J-
2,4-Dichlorophenol	2.0		ug/L	U	NO	R				R											J-
2,4-Dimethylphenol	2.0		ug/L	U	NO																
2,4-Dinitrophenol	5.0		ug/L	U	NO																
2,4-Dinitrotoluene	5.0		ug/L	U	NO																
2,6-Dinitrotoluene	5.0		ug/L	U	NO																
2-Chloronaphthalene	1.0		ug/L	U	NO																
2-Chlorophenol	1.0		ug/L	U	NO	R				R											J-
2-Methylnaphthalene	0.20		ug/L	U	NO																
2-Methylphenol	1.0		ug/L	U	NO																
2-Nitroaniline	2.0		ug/L	U	NO																
2-Nitrophenol	2.0		ug/L	U	NO	R				R											J-
3,3'-Dichlorobenzidine	5.0		ug/L	U	NO																
3-Nitroaniline	2.0		ug/L	U	NO																
4,6-Dinitro-2-methylphenol	5.0		ug/L	U	NO																
4-Bromophenyl phenyl ether	2.0		ug/L	U	NO																

* Overall result qualifier reflects summation of qualifiers added during automated data review and any qualifiers added manually for categories not assessed by automated data review

Sample Qualification Report with Reason Codes (All Results sorted by Client Sample ID)

Client Sample ID : FWGBKGmw-012C-0465-GW **Lab Report Batch :** A7G110101 **Lab ID :** STLCAN

Sample Date : 07/10/2007 **Analysis Type: RES** **Sample Matrix :** AQ

Lab Sample ID: A7G110101006

Reviewed By / Date : Heather Reilley 9/7/07 **Approved By / Date :**

Analyte Name	Result	Uncertainty / Error	Result Units	Lab Qual	Rep Res	Overall Qual*	Temp	HT	MB	LCS	MS	Lab Dup	Surr	Rep Limit	Moist Tot/Dis	Field QC	Tune	IC	ICV	CV / CCV	Reason Codes
Analysis Method : 8270C						**Dilution: 1**															
4-Chloro-3-methylphenol	2.0		ug/L	U	NO																
4-Chloroaniline	2.0		ug/L	U	NO																
4-Chlorophenyl phenyl ether	2.0		ug/L	U	NO																
4-Methylphenol	1.0		ug/L	U	NO																
4-Nitroanaline	2.0		ug/L	U	NO																
4-Nitrophenol	5.0		ug/L	U	NO																
Acenaphthene	0.20		ug/L	U	NO																
Acenaphthylene	0.20		ug/L	U	NO																
Anthracene	0.20		ug/L	U	NO																
Benzo(a)anthracene	0.20		ug/L	U	NO																
Benzo(a)pyrene	0.20		ug/L	U	NO																
Benzo(b)fluoranthene	0.20		ug/L	U	NO																
BENZO(G,H,I)PERYLENE	0.20		ug/L	U	NO																
Benzo(k)fluoranthene	0.20		ug/L	U	NO																
Benzoic acid	10		ug/L	U	NO	R				R											J-
Benzyl alcohol	5.0		ug/L	U	NO																
bis(2-Chloroethoxy)methane	1.0		ug/L	U	NO																
bis(2-Chloroethyl) ether	1.0		ug/L	U	NO																
bis(2-Ethylhexyl) phthalate	2.4		ug/L	J B	NO	J								J							L
Butylbenzyl Phthalate	1.0		ug/L	U	NO																
Carbazole	1.0		ug/L	U	NO																
Chrysene	0.20		ug/L	U	NO																
dibenzo(a,h)anthracene	0.20		ug/L	U	NO																
Dibenzofuran	1.0		ug/L	U	NO																
Diethyl phthalate	1.0		ug/L	U	NO																
Dimethyl phthalate	1.0		ug/L	U	NO																
Di-n-butyl phthalate	1.0		ug/L	U	NO																
Di-n-octyl phthalate	1.0		ug/L	U	NO																
Fluoranthene	0.20		ug/L	U	NO																
Fluorene	0.20		ug/L	U	NO																
Hexachlorobenzene	0.20		ug/L	U	NO																

* Overall result qualifier reflects summation of qualifiers added during automated data review and any qualifiers added manually for categories not assessed by automated data review

Sample Qualification Report with Reason Codes (All Results sorted by Client Sample ID)

Client Sample ID : FWGBKGmw-012C-0465-GW **Lab Report Batch :** A7G110101 **Lab ID :** STLCAN

Sample Date : 07/10/2007 **Analysis Type: RES** **Sample Matrix :** AQ

Lab Sample ID: A7G110101006

Reviewed By / Date : Heather Medley 9/7/07 **Approved By / Date :**

Analyte Name	Result	Uncertainty / Error	Result Units	Lab Qual	Rep Res	Overall Qual*	Temp	HT	MB	LCS	MS	Lab Dup	Surr	Rep Limit	Moist Tot/Dis	Field QC	Tune	IC	ICV	CV / CCV	Reason Codes
Analysis Method : 8270C						**Dilution: 1**															
Hexachlorobutadiene	1.0		ug/L	U	NO																
Hexachlorocyclopentadiene	10		ug/L	U	NO	R				R											J-
Hexachloroethane	1.0		ug/L	U	NO																
Indeno(1,2,3-cd)pyrene	0.20		ug/L	U	NO																
Isophorone	1.0		ug/L	U	NO																
Naphthalene	0.20		ug/L	U	NO																
Nitrobenzene	1.0		ug/L	U	NO																
N-nitroso-di-n-propylamine	1.0		ug/L	U	NO																
N-Nitrosodiphenylamine	1.0		ug/L	U	NO																
Pentachlorophenol	5.0		ug/L	U	NO																
Phenanthrene	0.20		ug/L	U	NO																
Phenol	1.0		ug/L	U	NO																
Pyrene	0.20		ug/L	U	NO																
Analysis Method : 9012A						**Dilution: 1**															
Cyanide	0.010		mg/L	U	YES																
Analysis Method : SW8330 Modified						**Dilution: 1**															
Nitroguanidine	20		ug/L	U	YES																

* Overall result qualifier reflects summation of qualifiers added during automated data review and any qualifiers added manually for categories not assessed by automated data review

Sample Qualification Report with Reason Codes (All Results sorted by Client Sample ID)

Client Sample ID : FWGBKGmw-021C-0473-GF **Lab Report Batch :** A7G110101 **Lab ID :** STLCAN

Sample Date : 07/10/2007 **Analysis Type: RES/TOT** **Sample Matrix :** AQ

Lab Sample ID: A7G110101028

Reviewed By / Date : Heather Melley 9/7/07 **Approved By / Date :**

Analyte Name	Result	Uncertainty / Error	Result Units	Lab Qual	Rep Res	Overall Qual*	Temp	HT	MB	LCS	MS	Lab Dup	Surr	Rep Limit	Moist Tot/Dis	Field QC	Tune	IC	ICV	CV / CCV	Reason Codes
Analysis Method : 6010B						**Dilution: 1**															
Arsenic	5.0		ug/L	U	YES																
Barium	35.7		ug/L	J	YES																
Calcium	78800		ug/L	J	YES																
Chromium	5.0		ug/L	U	YES	R															Pj-
Cobalt	5.0		ug/L	U	YES																
Copper	5.0		ug/L	U	YES																
Lead	3.0		ug/L	U	YES																
Magnesium	40800		ug/L		YES																
Manganese	10.0		ug/L	U	YES																
Nickel	10.0		ug/L	U	YES																
Potassium	1030		ug/L	J	YES																
Selenium	5.0		ug/L	U	YES																
Silver	5.0		ug/L	U	YES																
Sodium	10300		ug/L		YES																
Vanadium	10.0		ug/L	U	YES																
Analysis Method : 6020						**Dilution: 1**															
Aluminum	50.0		ug/L	U	YES																
Antimony	0.070		ug/L	B	YES	J								J							L
Beryllium	1.0		ug/L	U	YES																
Cadmium	0.50		ug/L	U	YES																
Iron	285		ug/L	J	YES	J															Pj
Thallium	1.0		ug/L	U	YES																
Zinc	10.0		ug/L	U	YES																
Analysis Method : 7470A						**Dilution: 1**															
Mercury	0.20		ug/L	U	YES																

* Overall result qualifier reflects summation of qualifiers added during automated data review and any qualifiers added manually for categories not assessed by automated data review

Sample Qualification Report with Reason Codes (All Results sorted by Client Sample ID)

Client Sample ID : FWGBKGmw-021C-0473-GW **Lab Report Batch :** A7G110101 **Lab ID :** STLCAN

Sample Date : 07/10/2007 **Analysis Type: DL** **Sample Matrix :** AQ

Lab Sample ID: A7G110101027

Reviewed By / Date : Heather Kelley 9/7/07 **Approved By / Date :**

Analyte Name	Result	Uncertainty / Error	Result Units	Lab Qual	Rep Res	Overall Qual*	Temp	HT	MB	LCS	MS	Lab Dup	Surr	Rep Limit	Moist Tot/Dis	Field QC	Tune	IC	ICV	CV / CCV	Reason Codes
Analysis Method : 8330						**Dilution: 0.98**															
1,3,5-Trinitrobenzene	0.098		ug/L	U	YES																
1,3-Dinitrobenzene	0.098		ug/L	U	YES																
2,4,6-TNT	0.098		ug/L	U	YES																
2,4-Dinitrotoluene	0.098		ug/L	U	YES																
2,6-Dinitrotoluene	0.098		ug/L	U	YES																
2-Amino-4,6-dinitrotoluene	0.098		ug/L	U	YES																
2-Nitrotoluene	0.49		ug/L	U	YES																
3-Nitrotoluene	0.49		ug/L	U	YES																
4-Amino-2,6-Dinitrotoluene	0.098		ug/L	U	YES																
4-Nitrotoluene	0.49		ug/L	U	YES																
HMX	0.098		ug/L	U	YES																
Nitrobenzene	0.098		ug/L	U	YES																
NITROGLYCERINE	0.64		ug/L	U	YES																
Pentaerythritol Tetranitrate (PETN)	0.64		ug/L	U	YES																
RDX	0.098		ug/L	U	YES																
TETRYL	0.098		ug/L	U	YES																

* Overall result qualifier reflects summation of qualifiers added during automated data review and any qualifiers added manually for categories not assessed by automated data review

Sample Qualification Report with Reason Codes (All Results sorted by Client Sample ID)

Client Sample ID : FWGBKGmw-021C-0473-GW **Lab Report Batch :** A7G110101 **Lab ID :** STLCAN

Sample Date : 07/10/2007 **Analysis Type: RE** **Sample Matrix :** AQ

Lab Sample ID: A7G110101027

Reviewed By / Date : H Medley 9/7/2007 **Approved By / Date :**

Analyte Name	Result	Uncertainty / Error	Result Units	Lab Qual	Rep Res	Overall Qual*	Temp	HT	MB	LCS	MS	Lab Dup	Surr	Rep Limit	Moist Tot/Dis	Field QC	Tune	IC	ICV	CV / CCV	Reason Codes
Analysis Method : 8270C						**Dilution: 1**															
1,2,4-Trichlorobenzene	1.0		ug/L	U	NO	**R**		UJ													Pj-,D-
1,2-Dichlorobenzene	1.0		ug/L	U	NO	**R**		UJ													Pj-,D-
1,3-Dichlorobenzene	1.0		ug/L	U	NO	**R**		UJ													Pj-,D-
1,4-Dichlorobenzene	1.0		ug/L	U	NO	**R**		UJ													Pj-,D-
2,2-OXYBIS (1-CHLOROPROPANE)	1.0		ug/L	U	NO	**R**		UJ													Pj-,D-
2,4,5-Trichlorophenol	5.0		ug/L	U	NO	**R**		UJ													Pj-,D-
2,4,6-Trichlorophenol	5.0		ug/L	U	YES	**UJ**		UJ													D-
2,4-Dichlorophenol	2.0		ug/L	U	YES	**UJ**		UJ													D-
2,4-Dimethylphenol	2.0		ug/L	U	NO	**R**		UJ													Pj-,D-
2,4-Dinitrophenol	5.0		ug/L	U	NO	**R**		UJ													Pj-,D-
2,4-Dinitrotoluene	5.0		ug/L	U	NO	**R**		UJ													Pj-,D-
2,6-Dinitrotoluene	5.0		ug/L	U	NO	**R**		UJ													Pj-,D-
2-Chloronaphthalene	1.0		ug/L	U	NO	**R**		UJ													Pj-,D-
2-Chlorophenol	1.0		ug/L	U	YES	**UJ**		UJ													D-
2-Methylnaphthalene	0.20		ug/L	U	NO	**R**		UJ													Pj-,D-
2-Methylphenol	1.0		ug/L	U	NO	**R**		UJ													Pj-,D-
2-Nitroaniline	2.0		ug/L	U	NO	**R**		UJ													Pj-,D-
2-Nitrophenol	2.0		ug/L	U	YES	**UJ**		UJ													D-
3,3'-Dichlorobenzidine	5.0		ug/L	U	NO	**R**		UJ													Pj-,D-
3-Nitroaniline	2.0		ug/L	U	NO	**R**		UJ													Pj-,D-
4,6-Dinitro-2-methylphenol	5.0		ug/L	U	NO	**R**		UJ													Pj-,D-
4-Bromophenyl phenyl ether	2.0		ug/L	U	NO	**R**		UJ													Pj-,D-
4-Chloro-3-methylphenol	2.0		ug/L	U	NO	**R**		UJ													Pj-,D-
4-Chloroaniline	2.0		ug/L	U	NO	**R**		UJ													Pj-,D-
4-Chlorophenyl phenyl ether	2.0		ug/L	U	NO	**R**		UJ													Pj-,D-
4-Methylphenol	1.0		ug/L	U	NO	**R**		UJ													Pj-,D-
4-Nitroanaline	2.0		ug/L	U	NO	**R**		UJ													Pj-,D-
4-Nitrophenol	5.0		ug/L	U	NO	**R**		UJ													Pj-,D-
Acenaphthene	0.20		ug/L	U	NO	**R**		UJ													Pj-,D-
Acenaphthylene	0.20		ug/L	U	NO	**R**		UJ													Pj-,D-
Anthracene	0.20		ug/L	U	NO	**R**		UJ													Pj-,D-

* Overall result qualifier reflects summation of qualifiers added during automated data review and any qualifiers added manually for categories not assessed by automated data review

Sample Qualification Report with Reason Codes (All Results sorted by Client Sample ID)

Client Sample ID : FWGBKGmw-021C-0473-GW **Lab Report Batch :** A7G110101 **Lab ID :** STLCAN

Sample Date : 07/10/2007 **Analysis Type: RE** **Sample Matrix :** AQ

Lab Sample ID: A7G110101027

Reviewed By / Date : H Medley 9/7/2007 **Approved By / Date :**

Analyte Name	Result	Uncertainty / Error	Result Units	Lab Qual	Rep Res	Overall Qual*	Temp	HT	MB	LCS	MS	Lab Dup	Surr	Rep Limit	Moist Tot/Dis	Field QC	Tune	IC	ICV	CV / CCV	Reason Codes
Analysis Method : 8270C						**Dilution: 1**															
Benzo(a)anthracene	0.20		ug/L	U	NO	R		UJ													Pj-,D-
Benzo(a)pyrene	0.20		ug/L	U	NO	R		UJ													Pj-,D-
Benzo(b)fluoranthene	0.20		ug/L	U	NO	R		UJ													Pj-,D-
BENZO(G,H,I)PERYLENE	0.20		ug/L	U	NO	R		UJ													Pj-,D-
Benzo(k)fluoranthene	0.20		ug/L	U	NO	R		UJ													Pj-,D-
Benzoic acid	10		ug/L	U	YES	UJ		UJ													D-
Benzyl alcohol	5.0		ug/L	U	NO	R		UJ													Pj-,D-
bis(2-Chloroethoxy)methane	1.0		ug/L	U	NO	R		UJ													Pj-,D-
bis(2-Chloroethyl) ether	1.0		ug/L	U	NO	R		UJ													Pj-,D-
bis(2-Ethylhexyl) phthalate	0.99		ug/L	J B	NO	R		J						J							Pj-
Butylbenzyl Phthalate	1.0		ug/L	U	NO	R		UJ													Pj-,D-
Carbazole	1.0		ug/L	U	NO	R		UJ													Pj-,D-
Chrysene	0.20		ug/L	U	NO	R		UJ													Pj-,D-
dibenzo(a,h)anthracene	0.20		ug/L	U	NO	R		UJ													Pj-,D-
Dibenzofuran	1.0		ug/L	U	NO	R		UJ													Pj-,D-
Diethyl phthalate	1.0		ug/L	U	NO	R		UJ													Pj-,D-
Dimethyl phthalate	1.0		ug/L	U	NO	R		UJ													Pj-,D-
Di-n-butyl phthalate	1.0		ug/L	U	NO	R		UJ													Pj-,D-
Di-n-octyl phthalate	1.0		ug/L	U	NO	R		UJ													Pj-,D-
Fluoranthene	0.20		ug/L	U	NO	R		UJ													Pj-,D-
Fluorene	0.20		ug/L	U	NO	R		UJ													Pj-,D-
Hexachlorobenzene	0.20		ug/L	U	NO	R		UJ													Pj-,D-
Hexachlorobutadiene	1.0		ug/L	U	NO	R		UJ													Pj-,D-
Hexachlorocyclopentadiene	10		ug/L	U	YES	R		UJ		R											Pj-,D-,J-
Hexachloroethane	1.0		ug/L	U	NO	R		UJ													Pj-,D-
Indeno(1,2,3-cd)pyrene	0.20		ug/L	U	NO	R		UJ													Pj-,D-
Isophorone	1.0		ug/L	U	NO	R		UJ													Pj-,D-
Naphthalene	0.20		ug/L	U	NO	R		UJ													Pj-,D-
Nitrobenzene	1.0		ug/L	U	NO	R		UJ													Pj-,D-
N-nitroso-di-n-propylamine	1.0		ug/L	U	NO	R		UJ													Pj-,D-
N-Nitrosodiphenylamine	1.0		ug/L	U	NO	R		UJ													Pj-,D-

* Overall result qualifier reflects summation of qualifiers added during automated data review and any qualifiers added manually for categories not assessed by automated data review

Sample Qualification Report with Reason Codes (All Results sorted by Client Sample ID)

Client Sample ID : FWGBKGmw-021C-0473-GW **Lab Report Batch :** A7G110101 **Lab ID :** STLCAN

Sample Date : 07/10/2007 **Analysis Type: RE** **Sample Matrix :** AQ

Lab Sample ID: A7G110101027

Reviewed By / Date : H Medley 9/7/2007 **Approved By / Date :**

Analyte Name	Result	Uncertainty / Error	Result Units	Lab Qual	Rep Res	Overall Qual*	Temp	HT	MB	LCS	MS	Lab Dup	Surr	Rep Limit	Moist Tot/Dis	Field QC	Tune	IC	ICV	CV / CCV	Reason Codes
Analysis Method : 8270C						**Dilution: 1**															
Pentachlorophenol	5.0		ug/L	U	NO	R		UJ													Pj-,D-
Phenanthrene	0.20		ug/L	U	NO	R		UJ													Pj-,D-
Phenol	1.0		ug/L	U	NO	R		UJ													Pj-,D-
Pyrene	0.20		ug/L	U	NO	R		UJ													Pj-,D-

* Overall result qualifier reflects summation of qualifiers added during automated data review and any qualifiers added manually for categories not assessed by automated data review

Sample Qualification Report with Reason Codes (All Results sorted by Client Sample ID)

Client Sample ID : FWGBKGmw-021C-0473-GW **Lab Report Batch :** A7G110101 **Lab ID :** STLCAN

Sample Date : 07/10/2007 **Analysis Type: RES** **Sample Matrix :** AQ

Lab Sample ID: A7G110101027

Reviewed By / Date : Heather Medley 9/7/07 **Approved By / Date :**

Analyte Name	Result	Uncertainty / Error	Result Units	Lab Qual	Rep Res	Overall Qual*	Temp	HT	MB	LCS	MS	Lab Dup	Surr	Rep Limit	Moist Tot/Dis	Field QC	Tune	IC	ICV	CV / CCV	Reason Codes
Analysis Method : 353.2 Modified						**Dilution: 1**															
Nitrocellulose	0.50		mg/L	U	YES																
Analysis Method : 8081A						**Dilution: 1**															
4,4'-DDD	0.030		ug/L	U	YES																
4,4'-DDE	0.030		ug/L	U	YES																
4,4'-DDT	0.030		ug/L	U	YES																
Aldrin	0.030		ug/L	U	YES																
alpha-BHC	0.030		ug/L	U	YES																
alpha-Chordane	0.030		ug/L	U	YES																
beta-BHC	0.030		ug/L	U	YES																
delta-BHC	0.030		ug/L	U	YES																
Dieldrin	0.030		ug/L	U	YES																
Endosulfan I	0.025		ug/L	U	YES	UJ				UJ											J-
Endosulfan II	0.025		ug/L	U	YES																
Endosulfan sulfate	0.030		ug/L	U	YES																
Endrin	0.030		ug/L	U	YES																
Endrin aldehyde	0.030		ug/L	U	YES																
Endrin ketone	0.030		ug/L	U	YES																
gamma-BHC	0.030		ug/L	U	YES																
gamma-Chlordane	0.030		ug/L	U	YES																
Heptachlor	0.030		ug/L	U	YES																
Heptachlor epoxide	0.030		ug/L	U	YES																
Methoxychlor	0.10		ug/L	U	YES																
Toxaphene	2.0		ug/L	U	YES																
Analysis Method : 8082						**Dilution: 1**															
Aroclor 1016	0.50		ug/L	U	YES																
Aroclor 1221	0.50		ug/L	U	YES																
Aroclor 1232	0.50		ug/L	U	YES																
Aroclor 1242	0.50		ug/L	U	YES																
Aroclor 1248	0.50		ug/L	U	YES																
Aroclor 1254	0.50		ug/L	U	YES																
Aroclor 1260	0.50		ug/L	U	YES																
Analysis Method : 8260B						**Dilution: 1**															

* Overall result qualifier reflects summation of qualifiers added during automated data review and any qualifiers added manually for categories not assessed by automated data review

Sample Qualification Report with Reason Codes (All Results sorted by Client Sample ID)

Client Sample ID : FWGBKGmw-021C-0473-GW **Lab Report Batch :** A7G110101 **Lab ID :** STLCAN

Sample Date : 07/10/2007 **Analysis Type: RES** **Sample Matrix :** AQ

Lab Sample ID: A7G110101027

Reviewed By / Date : Heather Medley 9/7/07 **Approved By / Date :**

Analyte Name	Result	Uncertainty / Error	Result Units	Lab Qual	Rep Res	Overall Qual*	Temp	HT	MB	LCS	MS	Lab Dup	Surr	Rep Limit	Moist Tot/Dis	Field QC	Tune	IC	ICV	CV / CCV	Reason Codes
Analysis Method : 8260B						**Dilution: 1**															
1,1,1-Trichloroethane	1.0		ug/L	U	YES																
1,1,2,2-Tetrachloroethane	1.0		ug/L	U	YES																
1,1,2-Trichloroethane	1.0		ug/L	U	YES																
1,1-Dichloroethane	1.0		ug/L	U	YES																
1,1-Dichloroethene	1.0		ug/L	U	YES																
1,2-Dibromoethane	1.0		ug/L	U	YES																
1,2-Dichloroethane	1.0		ug/L	U	YES																
1,2-Dichloroethene (total)	1.0		ug/L	U	YES																
1,2-Dichloropropane	1.0		ug/L	U	YES																
2-Butanone	10		ug/L	U	YES	UJ					UJ										H-
2-Hexanone	10		ug/L	U	YES	R					UJ									R	Pj-,W-,H-
4-Methyl-2-pentanone	10		ug/L	U	YES	UJ					UJ										Pj-,H-
Acetone	10		ug/L	U	YES	R															Pj-
Benzene	1.0		ug/L	U	YES																
Bromochloromethane	1.0		ug/L	U	YES																
Bromodichloromethane	1.0		ug/L	U	YES																
Bromoform	1.0		ug/L	U	YES																
Bromomethane	1.0		ug/L	U	YES	UJ													UJ		U-
Carbon disulfide	1.0		ug/L	U	YES																
Carbon tetrachloride	1.0		ug/L	U	YES																
Chlorobenzene	1.0		ug/L	U	YES																
Chloroethane	1.0		ug/L	U	YES																
Chloroform	1.0		ug/L	U	YES																
Chloromethane	0.37		ug/L	J	YES	J								J							L
cis-1,2-Dichloroethene	1.0		ug/L	U	YES																
cis-1,3-Dichloropropene	1.0		ug/L	U	YES																
Dibromochloromethane	1.0		ug/L	U	YES																
Ethylbenzene	1.0		ug/L	U	YES																
M&P-XYLENES	2.0		ug/L	U	YES																
Methylene chloride	2.0		ug/L	U	YES																
o-Xylene	1.0		ug/L	U	YES																

* Overall result qualifier reflects summation of qualifiers added during automated data review and any qualifiers added manually for categories not assessed by automated data review

Sample Qualification Report with Reason Codes (All Results sorted by Client Sample ID)

Client Sample ID : FWGBKGmw-021C-0473-GW **Lab Report Batch :** A7G110101 **Lab ID :** STLCAN

Sample Date : 07/10/2007 **Analysis Type: RES** **Sample Matrix :** AQ

Lab Sample ID: A7G110101027

Reviewed By / Date : H Medley 9/7/2007 **Approved By / Date :**

Analyte Name	Result	Uncertainty / Error	Result Units	Lab Qual	Rep Res	Overall Qual*	Temp	HT	MB	LCS	MS	Lab Dup	Surr	Rep Limit	Moist Tot/Dis	Field QC	Tune	IC	ICV	CV / CCV	Reason Codes
Analysis Method : 8260B						**Dilution: 1**															
Styrene	1.0		ug/L	U	YES																
Tetrachloroethene	1.0		ug/L	U	YES																
Toluene	1.0		ug/L	U	YES																
TOTAL XYLENES	2.0		ug/L	U	YES																
trans-1,2-Dichloroethene	1.0		ug/L	U	YES																
trans-1,3-Dichloropropene	1.0		ug/L	U	YES																
Trichloroethene	1.0		ug/L	U	YES																
Vinyl chloride	1.0		ug/L	U	YES																
Analysis Method : 8270C						**Dilution: 1**															
1,2,4-Trichlorobenzene	1.0		ug/L	U	YES																
1,2-Dichlorobenzene	1.0		ug/L	U	YES																
1,3-Dichlorobenzene	1.0		ug/L	U	YES																
1,4-Dichlorobenzene	1.0		ug/L	U	YES																
2,2-OXYBIS (1-CHLOROPROPANE)	1.0		ug/L	U	YES																
2,4,5-Trichlorophenol	5.0		ug/L	U	YES																
2,4,6-Trichlorophenol	5.0		ug/L	U	NO	R				R											J-
2,4-Dichlorophenol	2.0		ug/L	U	NO	R				R											J-
2,4-Dimethylphenol	2.0		ug/L	U	YES																
2,4-Dinitrophenol	5.0		ug/L	U	YES																
2,4-Dinitrotoluene	5.0		ug/L	U	YES																
2,6-Dinitrotoluene	5.0		ug/L	U	YES																
2-Chloronaphthalene	1.0		ug/L	U	YES																
2-Chlorophenol	1.0		ug/L	U	NO	R				R											J-
2-Methylnaphthalene	0.20		ug/L	U	YES																
2-Methylphenol	1.0		ug/L	U	YES																
2-Nitroaniline	2.0		ug/L	U	YES																
2-Nitrophenol	2.0		ug/L	U	NO	R				R											J-
3,3'-Dichlorobenzidine	5.0		ug/L	U	YES																
3-Nitroaniline	2.0		ug/L	U	YES																
4,6-Dinitro-2-methylphenol	5.0		ug/L	U	YES																
4-Bromophenyl phenyl ether	2.0		ug/L	U	YES																

* Overall result qualifier reflects summation of qualifiers added during automated data review and any qualifiers added manually for categories not assessed by automated data review

Sample Qualification Report with Reason Codes (All Results sorted by Client Sample ID)

Client Sample ID : FWGBKGmw-021C-0473-GW **Lab Report Batch :** A7G110101 **Lab ID :** STLCAN

Sample Date : 07/10/2007 **Analysis Type: RES** **Sample Matrix :** AQ

Lab Sample ID: A7G110101027

Reviewed By / Date : H Medley 9/7/2007 **Approved By / Date :**

Analyte Name	Result	Uncertainty / Error	Result Units	Lab Qual	Rep Res	Overall Qual*	Temp	HT	MB	LCS	MS	Lab Dup	Surr	Rep Limit	Moist Tot/Dis	Field QC	Tune	IC	ICV	CV / CCV	Reason Codes
Analysis Method : 8270C						**Dilution: 1**															
4-Chloro-3-methylphenol	2.0		ug/L	U	YES																
4-Chloroaniline	2.0		ug/L	U	YES																
4-Chlorophenyl phenyl ether	2.0		ug/L	U	YES																
4-Methylphenol	1.0		ug/L	U	YES																
4-Nitroanaline	2.0		ug/L	U	YES																
4-Nitrophenol	5.0		ug/L	U	YES																
Acenaphthene	0.20		ug/L	U	YES																
Acenaphthylene	0.20		ug/L	U	YES																
Anthracene	0.20		ug/L	U	YES																
Benzo(a)anthracene	0.20		ug/L	U	YES																
Benzo(a)pyrene	0.20		ug/L	U	YES																
Benzo(b)fluoranthene	0.20		ug/L	U	YES																
BENZO(G,H,I)PERYLENE	0.20		ug/L	U	YES																
Benzo(k)fluoranthene	0.20		ug/L	U	YES																
Benzoic acid	10		ug/L	U	NO	R				R											J-
Benzyl alcohol	5.0		ug/L	U	YES																
bis(2-Chloroethoxy)methane	1.0		ug/L	U	YES																
bis(2-Chloroethyl) ether	1.0		ug/L	U	YES																
bis(2-Ethylhexyl) phthalate	0.88		ug/L	J B	YES	J								J							L
Butylbenzyl Phthalate	1.0		ug/L	U	YES																
Carbazole	1.0		ug/L	U	YES																
Chrysene	0.20		ug/L	U	YES																
dibenzo(a,h)anthracene	0.20		ug/L	U	YES																
Dibenzofuran	1.0		ug/L	U	YES																
Diethyl phthalate	1.0		ug/L	U	YES																
Dimethyl phthalate	1.0		ug/L	U	YES																
Di-n-butyl phthalate	1.0		ug/L	U	YES																
Di-n-octyl phthalate	1.0		ug/L	U	YES																
Fluoranthene	0.20		ug/L	U	YES																
Fluorene	0.20		ug/L	U	YES																
Hexachlorobenzene	0.20		ug/L	U	YES																

* Overall result qualifier reflects summation of qualifiers added during automated data review and any qualifiers added manually for categories not assessed by automated data review

Sample Qualification Report with Reason Codes (All Results sorted by Client Sample ID)

Client Sample ID : FWGBKGmw-021C-0473-GW **Lab Report Batch :** A7G110101 **Lab ID :** STLCAN

Sample Date : 07/10/2007 **Analysis Type: RES** **Sample Matrix :** AQ

Lab Sample ID: A7G110101027

Reviewed By / Date : H Medley 9/7/2007 **Approved By / Date :**

Analyte Name	Result	Uncertainty / Error	Result Units	Lab Qual	Rep Res	Overall Qual*	Temp	HT	MB	LCS	MS	Lab Dup	Surr	Rep Limit	Moist Tot/Dis	Field QC	Tune	IC	ICV	CV / CCV	Reason Codes
Analysis Method : 8270C						**Dilution: 1**															
Hexachlorobutadiene	1.0		ug/L	U	YES																
Hexachlorocyclopentadiene	10		ug/L	U	NO	R				R											J-
Hexachloroethane	1.0		ug/L	U	YES																
Indeno(1,2,3-cd)pyrene	0.20		ug/L	U	YES																
Isophorone	1.0		ug/L	U	YES																
Naphthalene	0.20		ug/L	U	YES																
Nitrobenzene	1.0		ug/L	U	YES																
N-nitroso-di-n-propylamine	1.0		ug/L	U	YES																
N-Nitrosodiphenylamine	1.0		ug/L	U	YES																
Pentachlorophenol	5.0		ug/L	U	YES																
Phenanthrene	0.20		ug/L	U	YES																
Phenol	1.0		ug/L	U	YES																
Pyrene	0.20		ug/L	U	YES																
Analysis Method : 9012A						**Dilution: 1**															
Cyanide	0.010		mg/L	U	YES																
Analysis Method : SW8330 Modified						**Dilution: 1**															
Nitroguanidine	20		ug/L	U	YES																

* Overall result qualifier reflects summation of qualifiers added during automated data review and any qualifiers added manually for categories not assessed by automated data review

Sample Qualification Report with Reason Codes (All Results sorted by Client Sample ID)

Client Sample ID : FWGCBPmw-006C-0474-GF **Lab Report Batch :** A7G110101 **Lab ID :** STLCAN

Sample Date : 07/10/2007 **Analysis Type: RES/TOT** **Sample Matrix :** AQ

Lab Sample ID: A7G110101004

Reviewed By / Date : Heather Medley 9/7/07 **Approved By / Date :**

Analyte Name	Result	Uncertainty / Error	Result Units	Lab Qual	Rep Res	Overall Qual*	Temp	HT	MB	LCS	MS	Lab Dup	Surr	Rep Limit	Moist Tot/Dis	Field QC	Tune	IC	ICV	CV / CCV	Reason Codes
Analysis Method : 6010B						**Dilution: 1**															
Arsenic	11.5		ug/L		YES																
Barium	134		ug/L	J	YES																
Calcium	72800		ug/L	J	YES																
Chromium	5.0		ug/L	U	YES	R															Pj-
Cobalt	5.0		ug/L	U	YES																
Copper	5.0		ug/L	U	YES																
Lead	3.0		ug/L	U	YES																
Magnesium	29100		ug/L		YES																
Manganese	56.9		ug/L	J	YES																
Nickel	1.7		ug/L	B	YES	J								J							L
Potassium	1740		ug/L	J	YES																
Selenium	5.0		ug/L	U	YES																
Silver	5.0		ug/L	U	YES																
Sodium	14200		ug/L		YES																
Vanadium	10.0		ug/L	U	YES																
Analysis Method : 6020						**Dilution: 1**															
Aluminum	50.0		ug/L	U	YES																
Antimony	0.13		ug/L	B	YES	J								J							L
Beryllium	1.0		ug/L	U	YES																
Cadmium	0.50		ug/L	U	YES																
Iron	900		ug/L	J	YES	J															Pj
Thallium	1.0		ug/L	U	YES																
Zinc	5.2		ug/L	B	YES	J								J							L
Analysis Method : 7470A						**Dilution: 1**															
Mercury	0.20		ug/L	U	YES																

* Overall result qualifier reflects summation of qualifiers added during automated data review and any qualifiers added manually for categories not assessed by automated data review

Sample Qualification Report with Reason Codes (All Results sorted by Client Sample ID)

Client Sample ID : FWGCBPmw-006C-0474-GW **Lab Report Batch :** A7G110101 **Lab ID :** STLCAN

Sample Date : 07/10/2007 **Analysis Type: DL** **Sample Matrix :** AQ

Lab Sample ID: A7G110101003

Reviewed By / Date : Heather Nelley 9/7/07 **Approved By / Date :**

Analyte Name	Result	Uncertainty / Error	Result Units	Lab Qual	Rep Res	Overall Qual*	Temp	HT	MB	LCS	MS	Lab Dup	Surr	Rep Limit	Moist Tot/Dis	Field QC	Tune	IC	ICV	CV / CCV	Reason Codes
Analysis Method : 8330						**Dilution: 1.01**															
1,3,5-Trinitrobenzene	0.10		ug/L	U	YES																
1,3-Dinitrobenzene	0.10		ug/L	U	YES																
2,4,6-TNT	0.10		ug/L	U	YES																
2,4-Dinitrotoluene	0.10		ug/L	U	YES																
2,6-Dinitrotoluene	0.10		ug/L	U	YES																
2-Amino-4,6-dinitrotoluene	0.10		ug/L	U	YES																
2-Nitrotoluene	0.50		ug/L	U	YES																
3-Nitrotoluene	0.50		ug/L	U	YES																
4-Amino-2,6-Dinitrotoluene	0.10		ug/L	U	YES																
4-Nitrotoluene	0.50		ug/L	U	YES																
HMX	0.10		ug/L	U	YES																
Nitrobenzene	0.10		ug/L	U	YES																
NITROGLYCERINE	0.66		ug/L	U	YES																
Pentaerythritol Tetranitrate (PETN)	0.66		ug/L	U	YES																
RDX	0.10		ug/L	U	YES																
TETRYL	0.10		ug/L	U	YES																

* Overall result qualifier reflects summation of qualifiers added during automated data review and any qualifiers added manually for categories not assessed by automated data review

Sample Qualification Report with Reason Codes (All Results sorted by Client Sample ID)

Client Sample ID : FWGCBPmw-006C-0474-GW **Lab Report Batch :** A7G110101 **Lab ID :** STLCAN

Sample Date : 07/10/2007 **Analysis Type: RE** **Sample Matrix :** AQ

Lab Sample ID: A7G110101003

Reviewed By / Date : H Medley 9/7/2007 **Approved By / Date :**

Analyte Name	Result	Uncertainty / Error	Result Units	Lab Qual	Rep Res	Overall Qual*	Temp	HT	MB	LCS	MS	Lab Dup	Surr	Rep Limit	Moist Tot/Dis	Field QC	Tune	IC	ICV	CV / CCV	Reason Codes
Analysis Method : 8270C						**Dilution: 1**															
1,2,4-Trichlorobenzene	1.0		ug/L	U	NO	R		UJ													Pj-,D-
1,2-Dichlorobenzene	1.0		ug/L	U	NO	R		UJ													Pj-,D-
1,3-Dichlorobenzene	1.0		ug/L	U	NO	R		UJ													Pj-,D-
1,4-Dichlorobenzene	1.0		ug/L	U	NO	R		UJ													Pj-,D-
2,2-OXYBIS (1-CHLOROPROPANE)	1.0		ug/L	U	NO	R		UJ													Pj-,D-
2,4,5-Trichlorophenol	5.0		ug/L	U	NO	R		UJ													Pj-,D-
2,4,6-Trichlorophenol	5.0		ug/L	U	YES	UJ		UJ													D-
2,4-Dichlorophenol	2.0		ug/L	U	YES	UJ		UJ													D-
2,4-Dimethylphenol	2.0		ug/L	U	NO	R		UJ													Pj-,D-
2,4-Dinitrophenol	5.0		ug/L	U	NO	R		UJ													Pj-,D-
2,4-Dinitrotoluene	5.0		ug/L	U	NO	R		UJ													Pj-,D-
2,6-Dinitrotoluene	5.0		ug/L	U	NO	R		UJ													Pj-,D-
2-Chloronaphthalene	1.0		ug/L	U	NO	R		UJ													Pj-,D-
2-Chlorophenol	1.0		ug/L	U	YES	UJ		UJ													D-
2-Methylnaphthalene	0.20		ug/L	U	NO	R		UJ													Pj-,D-
2-Methylphenol	1.0		ug/L	U	NO	R		UJ													Pj-,D-
2-Nitroaniline	2.0		ug/L	U	NO	R		UJ													Pj-,D-
2-Nitrophenol	2.0		ug/L	U	YES	UJ		UJ													D-
3,3'-Dichlorobenzidine	5.0		ug/L	U	NO	R		UJ													Pj-,D-
3-Nitroaniline	2.0		ug/L	U	NO	R		UJ													Pj-,D-
4,6-Dinitro-2-methylphenol	5.0		ug/L	U	NO	R		UJ													Pj-,D-
4-Bromophenyl phenyl ether	2.0		ug/L	U	NO	R		UJ													Pj-,D-
4-Chloro-3-methylphenol	2.0		ug/L	U	NO	R		UJ													Pj-,D-
4-Chloroaniline	2.0		ug/L	U	NO	R		UJ													Pj-,D-
4-Chlorophenyl phenyl ether	2.0		ug/L	U	NO	R		UJ													Pj-,D-
4-Methylphenol	1.0		ug/L	U	NO	R		UJ													Pj-,D-
4-Nitroanaline	2.0		ug/L	U	NO	R		UJ													Pj-,D-
4-Nitrophenol	5.0		ug/L	U	NO	R		UJ													Pj-,D-
Acenaphthene	0.20		ug/L	U	NO	R		UJ													Pj-,D-
Acenaphthylene	0.20		ug/L	U	NO	R		UJ													Pj-,D-
Anthracene	0.20		ug/L	U	NO	R		UJ													Pj-,D-

* Overall result qualifier reflects summation of qualifiers added during automated data review and any qualifiers added manually for categories not assessed by automated data review

Sample Qualification Report with Reason Codes (All Results sorted by Client Sample ID)

Client Sample ID : FWGCBPmw-006C-0474-GW **Lab Report Batch :** A7G110101 **Lab ID :** STLCAN

Sample Date : 07/10/2007 **Analysis Type: RE** **Sample Matrix :** AQ

Lab Sample ID: A7G110101003

Reviewed By / Date : H Medley 9/7/2007 **Approved By / Date :**

Analyte Name	Result	Uncertainty / Error	Result Units	Lab Qual	Rep Res	Overall Qual*	Temp	HT	MB	LCS	MS	Lab Dup	Surr	Rep Limit	Moist Tot/Dis	Field QC	Tune	IC	ICV	CV / CCV	Reason Codes
Analysis Method : 8270C						**Dilution: 1**															
Benzo(a)anthracene	0.20		ug/L	U	NO	R		UJ													Pj-,D-
Benzo(a)pyrene	0.20		ug/L	U	NO	R		UJ													Pj-,D-
Benzo(b)fluoranthene	0.20		ug/L	U	NO	R		UJ													Pj-,D-
BENZO(G,H,I)PERYLENE	0.20		ug/L	U	NO	R		UJ													Pj-,D-
Benzo(k)fluoranthene	0.20		ug/L	U	NO	R		UJ													Pj-,D-
Benzoic acid	10		ug/L	U	YES	UJ		UJ													D-
Benzyl alcohol	5.0		ug/L	U	NO	R		UJ													Pj-,D-
bis(2-Chloroethoxy)methane	1.0		ug/L	U	NO	R		UJ													Pj-,D-
bis(2-Chloroethyl) ether	1.0		ug/L	U	NO	R		UJ													Pj-,D-
bis(2-Ethylhexyl) phthalate	10		ug/L	U	NO	R		UJ													Pj-,D-
Butylbenzyl Phthalate	1.0		ug/L	U	NO	R		UJ													Pj-,D-
Carbazole	1.0		ug/L	U	NO	R		UJ													Pj-,D-
Chrysene	0.20		ug/L	U	NO	R		UJ													Pj-,D-
dibenzo(a,h)anthracene	0.20		ug/L	U	NO	R		UJ													Pj-,D-
Dibenzofuran	1.0		ug/L	U	NO	R		UJ													Pj-,D-
Diethyl phthalate	1.0		ug/L	U	NO	R		UJ													Pj-,D-
Dimethyl phthalate	1.0		ug/L	U	NO	R		UJ													Pj-,D-
Di-n-butyl phthalate	1.0		ug/L	U	NO	R		UJ													Pj-,D-
Di-n-octyl phthalate	1.0		ug/L	U	NO	R		UJ													Pj-,D-
Fluoranthene	0.20		ug/L	U	NO	R		UJ													Pj-,D-
Fluorene	0.20		ug/L	U	NO	R		UJ													Pj-,D-
Hexachlorobenzene	0.20		ug/L	U	NO	R		UJ													Pj-,D-
Hexachlorobutadiene	1.0		ug/L	U	NO	R		UJ													Pj-,D-
Hexachlorocyclopentadiene	10		ug/L	U	YES	R		UJ		R											Pj-,D-,J-
Hexachloroethane	1.0		ug/L	U	NO	R		UJ													Pj-,D-
Indeno(1,2,3-cd)pyrene	0.20		ug/L	U	NO	R		UJ													Pj-,D-
Isophorone	1.0		ug/L	U	NO	R		UJ													Pj-,D-
Naphthalene	0.20		ug/L	U	NO	R		UJ													Pj-,D-
Nitrobenzene	1.0		ug/L	U	NO	R		UJ													Pj-,D-
N-nitroso-di-n-propylamine	1.0		ug/L	U	NO	R		UJ													Pj-,D-
N-Nitrosodiphenylamine	1.0		ug/L	U	NO	R		UJ													Pj-,D-

* Overall result qualifier reflects summation of qualifiers added during automated data review and any qualifiers added manually for categories not assessed by automated data review

Sample Qualification Report with Reason Codes (All Results sorted by Client Sample ID)

Client Sample ID : FWGCBPmw-006C-0474-GW **Lab Report Batch :** A7G110101 **Lab ID :** STLCAN

Sample Date : 07/10/2007 **Analysis Type: RE** **Sample Matrix :** AQ

Lab Sample ID: A7G110101003

Reviewed By / Date : H Medley 9/7/2007 **Approved By / Date :**

Analyte Name	Result	Uncertainty / Error	Result Units	Lab Qual	Rep Res	Overall Qual*	Temp	HT	MB	LCS	MS	Lab Dup	Surr	Rep Limit	Moist Tot/Dis	Field QC	Tune	IC	ICV	CV / CCV	Reason Codes
Analysis Method : 8270C						**Dilution: 1**															
Pentachlorophenol	5.0		ug/L	U	NO	R		UJ													Pj-,D-
Phenanthrene	0.20		ug/L	U	NO	R		UJ													Pj-,D-
Phenol	1.0		ug/L	U	NO	R		UJ													Pj-,D-
Pyrene	0.20		ug/L	U	NO	R		UJ													Pj-,D-

* Overall result qualifier reflects summation of qualifiers added during automated data review and any qualifiers added manually for categories not assessed by automated data review

Sample Qualification Report with Reason Codes (All Results sorted by Client Sample ID)

Client Sample ID : FWGCBPmw-006C-0474-GW **Lab Report Batch :** A7G110101 **Lab ID :** STLCAN

Sample Date : 07/10/2007 **Analysis Type: RES** **Sample Matrix :** AQ

Lab Sample ID: A7G110101003

Reviewed By / Date : Heather Nelley 9/7/07 **Approved By / Date :**

Analyte Name	Result	Uncertainty / Error	Result Units	Lab Qual	Rep Res	Overall Qual*	Temp	HT	MB	LCS	MS	Lab Dup	Surr	Rep Limit	Moist Tot/Dis	Field QC	Tune	IC	ICV	CV / CCV	Reason Codes
Analysis Method : 353.2 Modified						**Dilution: 1**															
Nitrocellulose	0.50		mg/L	U	YES																
Analysis Method : 8081A						**Dilution: 1**															
4,4'-DDD	0.030		ug/L	U	YES	UJ							UJ								G-
4,4'-DDE	0.030		ug/L	U	YES	UJ							UJ								G-
4,4'-DDT	0.030		ug/L	U	YES	UJ							UJ								G-
Aldrin	0.030		ug/L	U	YES	UJ							UJ								G-
alpha-BHC	0.030		ug/L	U	YES	UJ							UJ								G-
alpha-Chordane	0.030		ug/L	U	YES	UJ							UJ								G-
beta-BHC	0.030		ug/L	U	YES	UJ							UJ								G-
delta-BHC	0.030		ug/L	U	YES	UJ							UJ								G-
Dieldrin	0.030		ug/L	U	YES	UJ							UJ								G-
Endosulfan I	0.025		ug/L	U	YES	UJ				UJ			UJ								G-,J-
Endosulfan II	0.025		ug/L	U	YES	UJ							UJ								G-
Endosulfan sulfate	0.030		ug/L	U	YES	UJ							UJ								G-
Endrin	0.030		ug/L	U	YES	UJ							UJ								G-
Endrin aldehyde	0.030		ug/L	U	YES	UJ							UJ								G-
Endrin ketone	0.030		ug/L	U	YES	UJ							UJ								G-
gamma-BHC	0.030		ug/L	U	YES	UJ							UJ								G-
gamma-Chlordane	0.030		ug/L	U	YES	UJ							UJ								G-
Heptachlor	0.030		ug/L	U	YES	UJ							UJ								G-
Heptachlor epoxide	0.030		ug/L	U	YES	UJ							UJ								G-
Methoxychlor	0.10		ug/L	U	YES	UJ							UJ								G-
Toxaphene	2.0		ug/L	U	YES	UJ							UJ								G-
Analysis Method : 8082						**Dilution: 1**															
Aroclor 1016	0.50		ug/L	U	YES	UJ							UJ								G-
Aroclor 1221	0.50		ug/L	U	YES	UJ							UJ								G-
Aroclor 1232	0.50		ug/L	U	YES	UJ							UJ								G-
Aroclor 1242	0.50		ug/L	U	YES	UJ							UJ								G-
Aroclor 1248	0.50		ug/L	U	YES	UJ							UJ								G-
Aroclor 1254	0.50		ug/L	U	YES	UJ							UJ								G-
Aroclor 1260	0.50		ug/L	U	YES	UJ							UJ								G-
Analysis Method : 8260B						**Dilution: 1**															

* Overall result qualifier reflects summation of qualifiers added during automated data review and any qualifiers added manually for categories not assessed by automated data review

Sample Qualification Report with Reason Codes (All Results sorted by Client Sample ID)

Client Sample ID : FWGCBPmw-006C-0474-GW **Lab Report Batch :** A7G110101 **Lab ID :** STLCAN

Sample Date : 07/10/2007 **Analysis Type: RES** **Sample Matrix :** AQ

Lab Sample ID: A7G110101003

Reviewed By / Date : Heather Medley 9/7/07 **Approved By / Date :**

Analyte Name	Result	Uncertainty / Error	Result Units	Lab Qual	Rep Res	Overall Qual*	Temp	HT	MB	LCS	MS	Lab Dup	Surr	Rep Limit	Moist Tot/Dis	Field QC	Tune	IC	ICV	CV / CCV	Reason Codes
Analysis Method : 8260B						**Dilution: 1**															
1,1,1-Trichloroethane	1.0		ug/L	U	YES																
1,1,2,2-Tetrachloroethane	1.0		ug/L	U	YES																
1,1,2-Trichloroethane	1.0		ug/L	U	YES																
1,1-Dichloroethane	1.0		ug/L	U	YES																
1,1-Dichloroethene	1.0		ug/L	U	YES																
1,2-Dibromoethane	1.0		ug/L	U	YES																
1,2-Dichloroethane	1.0		ug/L	U	YES																
1,2-Dichloroethene (total)	1.0		ug/L	U	YES																
1,2-Dichloropropane	1.0		ug/L	U	YES																
2-Butanone	10		ug/L	U	YES	UJ					UJ										H-
2-Hexanone	10		ug/L	U	YES	R					UJ									R	Pj-,W-,H-
4-Methyl-2-pentanone	10		ug/L	U	YES	UJ					UJ										Pj-,H-
Acetone	10		ug/L	U	YES	R															Pj-
Benzene	1.0		ug/L	U	YES																
Bromochloromethane	1.0		ug/L	U	YES																
Bromodichloromethane	1.0		ug/L	U	YES																
Bromoform	1.0		ug/L	U	YES																
Bromomethane	1.0		ug/L	U	YES	UJ													UJ		U-
Carbon disulfide	1.0		ug/L	U	YES																
Carbon tetrachloride	1.0		ug/L	U	YES																
Chlorobenzene	1.0		ug/L	U	YES																
Chloroethane	1.0		ug/L	U	YES																
Chloroform	1.0		ug/L	U	YES																
Chloromethane	1.0		ug/L	U	YES																
cis-1,2-Dichloroethene	1.0		ug/L	U	YES																
cis-1,3-Dichloropropene	1.0		ug/L	U	YES																
Dibromochloromethane	1.0		ug/L	U	YES																
Ethylbenzene	1.0		ug/L	U	YES																
M&P-XYLENES	2.0		ug/L	U	YES																
Methylene chloride	2.0		ug/L	U	YES																
o-Xylene	1.0		ug/L	U	YES																

* Overall result qualifier reflects summation of qualifiers added during automated data review and any qualifiers added manually for categories not assessed by automated data review

Sample Qualification Report with Reason Codes (All Results sorted by Client Sample ID)

Client Sample ID : FWGCBPmw-006C-0474-GW **Lab Report Batch :** A7G110101 **Lab ID :** STLCAN

Sample Date : 07/10/2007 **Analysis Type: RES** **Sample Matrix :** AQ

Lab Sample ID: A7G110101003

Reviewed By / Date : H Medley 9/7/2007 **Approved By / Date :**

Analyte Name	Result	Uncertainty / Error	Result Units	Lab Qual	Rep Res	Overall Qual*	Temp	HT	MB	LCS	MS	Lab Dup	Surr	Rep Limit	Moist Tot/Dis	Field QC	Tune	IC	ICV	CV / CCV	Reason Codes
Analysis Method : 8260B						**Dilution: 1**															
Styrene	1.0		ug/L	U	YES																
Tetrachloroethene	1.0		ug/L	U	YES																
Toluene	0.59		ug/L	J	YES	B ~~U~~ J								J		~~U~~ B					L, N
TOTAL XYLENES	2.0		ug/L	U	YES																
trans-1,2-Dichloroethene	1.0		ug/L	U	YES																
trans-1,3-Dichloropropene	1.0		ug/L	U	YES																
Trichloroethene	1.0		ug/L	U	YES																
Vinyl chloride	1.0		ug/L	U	YES																
Analysis Method : 8270C						**Dilution: 1**															
1,2,4-Trichlorobenzene	1.0		ug/L	U	YES																
1,2-Dichlorobenzene	1.0		ug/L	U	YES																
1,3-Dichlorobenzene	1.0		ug/L	U	YES																
1,4-Dichlorobenzene	1.0		ug/L	U	YES																
2,2-OXYBIS (1-CHLOROPROPANE)	1.0		ug/L	U	YES																
2,4,5-Trichlorophenol	5.0		ug/L	U	YES																
2,4,6-Trichlorophenol	5.0		ug/L	U	NO	R				R											J-
2,4-Dichlorophenol	2.0		ug/L	U	NO	R				R											J-
2,4-Dimethylphenol	2.0		ug/L	U	YES																
2,4-Dinitrophenol	5.0		ug/L	U	YES																
2,4-Dinitrotoluene	5.0		ug/L	U	YES																
2,6-Dinitrotoluene	5.0		ug/L	U	YES																
2-Chloronaphthalene	1.0		ug/L	U	YES																
2-Chlorophenol	1.0		ug/L	U	NO	R				R											J-
2-Methylnaphthalene	0.20		ug/L	U	YES																
2-Methylphenol	1.0		ug/L	U	YES																
2-Nitroaniline	2.0		ug/L	U	YES																
2-Nitrophenol	2.0		ug/L	U	NO	R				R											J-
3,3'-Dichlorobenzidine	5.0		ug/L	U	YES																
3-Nitroaniline	2.0		ug/L	U	YES																
4,6-Dinitro-2-methylphenol	5.0		ug/L	U	YES																
4-Bromophenyl phenyl ether	2.0		ug/L	U	YES																

* Overall result qualifier reflects summation of qualifiers added during automated data review and any qualifiers added manually for categories not assessed by automated data review

Sample Qualification Report with Reason Codes (All Results sorted by Client Sample ID)

Client Sample ID : FWGCBPmw-006C-0474-GW **Lab Report Batch :** A7G110101 **Lab ID :** STLCAN

Sample Date : 07/10/2007 **Analysis Type: RES** **Sample Matrix :** AQ

Lab Sample ID: A7G110101003

Reviewed By / Date : H Medley 9/7/2007 **Approved By / Date :**

Analyte Name	Result	Uncertainty / Error	Result Units	Lab Qual	Rep Res	Overall Qual*	Temp	HT	MB	LCS	MS	Lab Dup	Surr	Rep Limit	Moist Tot/Dis	Field QC	Tune	IC	ICV	CV / CCV	Reason Codes
Analysis Method : 8270C						**Dilution: 1**															
4-Chloro-3-methylphenol	2.0		ug/L	U	YES																
4-Chloroaniline	2.0		ug/L	U	YES																
4-Chlorophenyl phenyl ether	2.0		ug/L	U	YES																
4-Methylphenol	1.0		ug/L	U	YES																
4-Nitroanaline	2.0		ug/L	U	YES																
4-Nitrophenol	5.0		ug/L	U	YES																
Acenaphthene	0.20		ug/L	U	YES																
Acenaphthylene	0.20		ug/L	U	YES																
Anthracene	0.20		ug/L	U	YES																
Benzo(a)anthracene	0.20		ug/L	U	YES																
Benzo(a)pyrene	0.20		ug/L	U	YES																
Benzo(b)fluoranthene	0.20		ug/L	U	YES																
BENZO(G,H,I)PERYLENE	0.20		ug/L	U	YES																
Benzo(k)fluoranthene	0.20		ug/L	U	YES																
Benzoic acid	10		ug/L	U	NO	R				R											J-
Benzyl alcohol	5.0		ug/L	U	YES																
bis(2-Chloroethoxy)methane	1.0		ug/L	U	YES																
bis(2-Chloroethyl) ether	1.0		ug/L	U	YES																
bis(2-Ethylhexyl) phthalate	2.5		ug/L	J B	YES	J								J							L
Butylbenzyl Phthalate	1.0		ug/L	U	YES																
Carbazole	1.0		ug/L	U	YES																
Chrysene	0.20		ug/L	U	YES																
dibenzo(a,h)anthracene	0.20		ug/L	U	YES																
Dibenzofuran	1.0		ug/L	U	YES																
Diethyl phthalate	1.0		ug/L	U	YES																
Dimethyl phthalate	1.0		ug/L	U	YES																
Di-n-butyl phthalate	1.0		ug/L	U	YES																
Di-n-octyl phthalate	1.0		ug/L	U	YES																
Fluoranthene	0.20		ug/L	U	YES																
Fluorene	0.20		ug/L	U	YES																
Hexachlorobenzene	0.20		ug/L	U	YES																

* Overall result qualifier reflects summation of qualifiers added during automated data review and any qualifiers added manually for categories not assessed by automated data review

Sample Qualification Report with Reason Codes (All Results sorted by Client Sample ID)

Client Sample ID : FWGCBPmw-006C-0474-GW **Lab Report Batch :** A7G110101 **Lab ID :** STLCAN

Sample Date : 07/10/2007 **Analysis Type: RES** **Sample Matrix :** AQ

Lab Sample ID: A7G110101003

Reviewed By / Date : H Medley 9/7/2007 **Approved By / Date :**

Analyte Name	Result	Uncertainty / Error	Result Units	Lab Qual	Rep Res	Overall Qual*	Temp	HT	MB	LCS	MS	Lab Dup	Surr	Rep Limit	Moist Tot/Dis	Field QC	Tune	IC	ICV	CV / CCV	Reason Codes
Analysis Method : 8270C						**Dilution: 1**															
Hexachlorobutadiene	1.0		ug/L	U	YES																
Hexachlorocyclopentadiene	10		ug/L	U	NO	R				R											J-
Hexachloroethane	1.0		ug/L	U	YES																
Indeno(1,2,3-cd)pyrene	0.20		ug/L	U	YES																
Isophorone	1.0		ug/L	U	YES																
Naphthalene	0.20		ug/L	U	YES																
Nitrobenzene	1.0		ug/L	U	YES																
N-nitroso-di-n-propylamine	1.0		ug/L	U	YES																
N-Nitrosodiphenylamine	1.0		ug/L	U	YES																
Pentachlorophenol	5.0		ug/L	U	YES																
Phenanthrene	0.20		ug/L	U	YES																
Phenol	1.0		ug/L	U	YES																
Pyrene	0.20		ug/L	U	YES																
Analysis Method : 9012A						**Dilution: 1**															
Cyanide	0.010		mg/L	U	YES																
Analysis Method : SW8330 Modified						**Dilution: 1**															
Nitroguanidine	20		ug/L	U	YES																

* Overall result qualifier reflects summation of qualifiers added during automated data review and any qualifiers added manually for categories not assessed by automated data review

Sample Qualification Report with Reason Codes (All Results sorted by Client Sample ID)

Client Sample ID : FWGCBPmw-007C-0475-GF **Lab Report Batch :** A7G110101 **Lab ID :** STLCAN

Sample Date : 07/10/2007 **Analysis Type: RES/TOT** **Sample Matrix :** AQ

Lab Sample ID: A7G110101002

Reviewed By / Date : Heather Nelley 9/7/07 **Approved By / Date :**

Analyte Name	Result	Uncertainty / Error	Result Units	Lab Qual	Rep Res	Overall Qual*	Temp	HT	MB	LCS	MS	Lab Dup	Surr	Rep Limit	Moist Tot/Dis	Field QC	Tune	IC	ICV	CV / CCV	Reason Codes
Analysis Method : 6010B						**Dilution: 1**															
Arsenic	46.8		ug/L		YES																
Barium	10.0		ug/L	J	YES																
Calcium	258000		ug/L	J	YES																
Chromium	5.0		ug/L	U	YES	R															Pj-
Cobalt	2.1		ug/L	B	YES	J								J							L
Copper	5.0		ug/L	U	YES																
Lead	3.0		ug/L	U	YES																
Magnesium	141000		ug/L		YES																
Manganese	119		ug/L	J	YES																
Nickel	4.4		ug/L	B	YES	J								J							L
Potassium	4960		ug/L	J	YES																
Selenium	5.0		ug/L	U	YES																
Silver	5.0		ug/L	U	YES																
Sodium	88000		ug/L		YES																
Vanadium	10.0		ug/L	U	YES																
Analysis Method : 6020						**Dilution: 1**															
Aluminum	40.0		ug/L	B	YES	J								J							L, Pj
Antimony	0.34		ug/L	B	YES	J								J							L
Beryllium	1.0		ug/L	U	YES																
Cadmium	0.50		ug/L	U	YES																
Iron	5940		ug/L	J	YES	J															Pj
Thallium	0.031		ug/L	B	YES	J								J							L
Zinc	3.2		ug/L	B	YES	J								J							L
Analysis Method : 7470A						**Dilution: 1**															
Mercury	0.20		ug/L	U	YES																

* Overall result qualifier reflects summation of qualifiers added during automated data review and any qualifiers added manually for categories not assessed by automated data review

Sample Qualification Report with Reason Codes (All Results sorted by Client Sample ID)

Client Sample ID : FWGCBPmw-007C-0475-GW **Lab Report Batch :** A7G110101 **Lab ID :** STLCAN

Sample Date : 07/10/2007 **Analysis Type: DL** **Sample Matrix :** AQ

Lab Sample ID: A7G110101001

Reviewed By / Date : Heather Medley 9/7/07 **Approved By / Date :**

Analyte Name	Result	Uncertainty / Error	Result Units	Lab Qual	Rep Res	Overall Qual*	Temp	HT	MB	LCS	MS	Lab Dup	Surr	Rep Limit	Moist Tot/Dis	Field QC	Tune	IC	ICV	CV / CCV	Reason Codes
Analysis Method : 8330						**Dilution: 1.02**															
1,3,5-Trinitrobenzene	0.10		ug/L	U	YES																
1,3-Dinitrobenzene	0.10		ug/L	U	YES																
2,4,6-TNT	0.10		ug/L	U	YES																
2,4-Dinitrotoluene	0.10		ug/L	U	YES																
2,6-Dinitrotoluene	0.10		ug/L	U	YES																
2-Amino-4,6-dinitrotoluene	0.10		ug/L	U	YES																
2-Nitrotoluene	0.51		ug/L	U	YES																
3-Nitrotoluene	0.51		ug/L	U	YES																
4-Amino-2,6-Dinitrotoluene	0.10		ug/L	U	YES																
4-Nitrotoluene	0.51		ug/L	U	YES																
HMX	0.10		ug/L	U	YES																
Nitrobenzene	0.10		ug/L	U	YES																
NITROGLYCERINE	0.66		ug/L	U	YES																
Pentaerythritol Tetranitrate (PETN)	0.66		ug/L	U	YES																
RDX	0.10		ug/L	U	YES																
TETRYL	0.10		ug/L	U	YES																

* Overall result qualifier reflects summation of qualifiers added during automated data review and any qualifiers added manually for categories not assessed by automated data review

Sample Qualification Report with Reason Codes (All Results sorted by Client Sample ID)

Client Sample ID : FWGCBPmw-007C-0475-GW **Lab Report Batch :** A7G110101 **Lab ID :** STLCAN

Sample Date : 07/10/2007 **Analysis Type: RE** **Sample Matrix :** AQ

Lab Sample ID: A7G110101001

Reviewed By / Date : Heather Melley 9/7/07 **Approved By / Date :**

Analyte Name	Result	Uncertainty / Error	Result Units	Lab Qual	Rep Res	Overall Qual*	Temp	HT	MB	LCS	MS	Lab Dup	Surr	Rep Limit	Moist Tot/Dis	Field QC	Tune	IC	ICV	CV / CCV	Reason Codes
Analysis Method : 8270C						**Dilution: 1**															
1,2,4-Trichlorobenzene	1.0		ug/L	U	YES	R		UJ													Pj-,D-
1,2-Dichlorobenzene	1.0		ug/L	U	YES	R		UJ													Pj-,D-
1,3-Dichlorobenzene	1.0		ug/L	U	YES	R		UJ													Pj-,D-
1,4-Dichlorobenzene	1.0		ug/L	U	YES	R		UJ													Pj-,D-
2,2-OXYBIS (1-CHLOROPROPANE)	1.0		ug/L	U	YES	R		UJ													Pj-,D-
2,4,5-Trichlorophenol	5.0		ug/L	U	YES	R		UJ					UJ								Pj-,D-,G-
2,4,6-Trichlorophenol	5.0		ug/L	U	YES	UJ		UJ					UJ								G-,D-
2,4-Dichlorophenol	2.0		ug/L	U	YES	UJ		UJ					UJ								G-,D-
2,4-Dimethylphenol	2.0		ug/L	U	YES	R		UJ					UJ								Pj-,D-,G-
2,4-Dinitrophenol	5.0		ug/L	U	YES	R		UJ					UJ								Pj-,D-,G-
2,4-Dinitrotoluene	5.0		ug/L	U	YES	R		UJ													Pj-,D-
2,6-Dinitrotoluene	5.0		ug/L	U	YES	R		UJ													Pj-,D-
2-Chloronaphthalene	1.0		ug/L	U	YES	R		UJ													Pj-,D-
2-Chlorophenol	1.0		ug/L	U	YES	UJ		UJ					UJ								G-,D-
2-Methylnaphthalene	0.20		ug/L	U	YES	R		UJ													Pj-,D-
2-Methylphenol	1.0		ug/L	U	YES	R		UJ					UJ								Pj-,D-,G-
2-Nitroaniline	2.0		ug/L	U	YES	R		UJ													Pj-,D-
2-Nitrophenol	2.0		ug/L	U	YES	UJ		UJ					UJ								G-,D-
3,3'-Dichlorobenzidine	5.0		ug/L	U	YES	R		UJ													Pj-,D-
3-Nitroaniline	2.0		ug/L	U	YES	R		UJ													Pj-,D-
4,6-Dinitro-2-methylphenol	5.0		ug/L	U	YES	R		UJ					UJ								Pj-,D-,G-
4-Bromophenyl phenyl ether	2.0		ug/L	U	YES	R		UJ													Pj-,D-
4-Chloro-3-methylphenol	2.0		ug/L	U	YES	R		UJ					UJ								Pj-,D-,G-
4-Chloroaniline	2.0		ug/L	U	YES	R		UJ													Pj-,D-
4-Chlorophenyl phenyl ether	2.0		ug/L	U	YES	R		UJ													Pj-,D-
4-Methylphenol	1.0		ug/L	U	YES	R		UJ					UJ								Pj-,D-,G-
4-Nitroanaline	2.0		ug/L	U	YES	R		UJ													Pj-,D-
4-Nitrophenol	5.0		ug/L	U	YES	R		UJ					UJ								Pj-,D-,G-
Acenaphthene	0.20		ug/L	U	YES	R		UJ													Pj-,D-
Acenaphthylene	0.20		ug/L	U	YES	R		UJ													Pj-,D-
Anthracene	0.20		ug/L	U	YES	R		UJ													Pj-,D-

* Overall result qualifier reflects summation of qualifiers added during automated data review and any qualifiers added manually for categories not assessed by automated data review

Sample Qualification Report with Reason Codes (All Results sorted by Client Sample ID)

Client Sample ID : FWGCBPmw-007C-0475-GW **Lab Report Batch :** A7G110101 **Lab ID :** STLCAN

Sample Date : 07/10/2007 **Analysis Type: RE** **Sample Matrix :** AQ

Lab Sample ID: A7G110101001

Reviewed By / Date : Heather Kelly 9/7/07 **Approved By / Date :**

Analyte Name	Result	Uncertainty / Error	Result Units	Lab Qual	Rep Res	Overall Qual*	Temp	HT	MB	LCS	MS	Lab Dup	Surr	Rep Limit	Moist Tot/Dis	Field QC	Tune	IC	ICV	CV / CCV	Reason Codes
Analysis Method : 8270C						**Dilution: 1**															
Benzo(a)anthracene	0.20		ug/L	U	YES	R		UJ													Pj-,D-
Benzo(a)pyrene	0.20		ug/L	U	YES	R		UJ													Pj-,D-
Benzo(b)fluoranthene	0.20		ug/L	U	YES	R		UJ													Pj-,D-
BENZO(G,H,I)PERYLENE	0.20		ug/L	U	YES	R		UJ													Pj-,D-
Benzo(k)fluoranthene	0.20		ug/L	U	YES	R		UJ													Pj-,D-
Benzoic acid	10		ug/L	U	YES	UJ		UJ					UJ								G-,D-
Benzyl alcohol	5.0		ug/L	U	YES	R		UJ					UJ								Pj-,D-,G-
bis(2-Chloroethoxy)methane	1.0		ug/L	U	YES	R		UJ													Pj-,D-
bis(2-Chloroethyl) ether	1.0		ug/L	U	YES	R		UJ													Pj-,D-
bis(2-Ethylhexyl) phthalate	1.2		ug/L	J B	YES	R		J						J							Pj-
Butylbenzyl Phthalate	1.0		ug/L	U	YES	R		UJ													Pj-,D-
Carbazole	1.0		ug/L	U	YES	R		UJ													Pj-,D-
Chrysene	0.20		ug/L	U	YES	R		UJ													Pj-,D-
dibenzo(a,h)anthracene	0.20		ug/L	U	YES	R		UJ													Pj-,D-
Dibenzofuran	1.0		ug/L	U	YES	R		UJ													Pj-,D-
Diethyl phthalate	1.0		ug/L	U	YES	R		UJ													Pj-,D-
Dimethyl phthalate	1.0		ug/L	U	YES	R		UJ													Pj-,D-
Di-n-butyl phthalate	1.0		ug/L	U	YES	R		UJ													Pj-,D-
Di-n-octyl phthalate	1.0		ug/L	U	YES	R		UJ													Pj-,D-
Fluoranthene	0.20		ug/L	U	YES	R		UJ													Pj-,D-
Fluorene	0.20		ug/L	U	YES	R		UJ													Pj-,D-
Hexachlorobenzene	0.20		ug/L	U	YES	R		UJ													Pj-,D-
Hexachlorobutadiene	1.0		ug/L	U	YES	R		UJ													Pj-,D-
Hexachlorocyclopentadiene	10		ug/L	U	YES	R		UJ		R											Pj-,D-,J-
Hexachloroethane	1.0		ug/L	U	YES	R		UJ													Pj-,D-
Indeno(1,2,3-cd)pyrene	0.20		ug/L	U	YES	R		UJ													Pj-,D-
Isophorone	1.0		ug/L	U	YES	R		UJ													Pj-,D-
Naphthalene	0.20		ug/L	U	YES	R		UJ													Pj-,D-
Nitrobenzene	1.0		ug/L	U	YES	R		UJ													Pj-,D-
N-nitroso-di-n-propylamine	1.0		ug/L	U	YES	R		UJ													Pj-,D-
N-Nitrosodiphenylamine	1.0		ug/L	U	YES	R		UJ													Pj-,D-

* Overall result qualifier reflects summation of qualifiers added during automated data review and any qualifiers added manually for categories not assessed by automated data review

Sample Qualification Report with Reason Codes (All Results sorted by Client Sample ID)

Client Sample ID : FWGCBPmw-007C-0475-GW **Lab Report Batch :** A7G110101 **Lab ID :** STLCAN

Sample Date : 07/10/2007 **Analysis Type: RE** **Sample Matrix :** AQ

Lab Sample ID: A7G110101001

Reviewed By / Date : Heather Melley 9/7/07 **Approved By / Date :**

Analyte Name	Result	Uncertainty / Error	Result Units	Lab Qual	Rep Res	Overall Qual*	Temp	HT	MB	LCS	MS	Lab Dup	Surr	Rep Limit	Moist Tot/Dis	Field QC	Tune	IC	ICV	CV / CCV	Reason Codes
Analysis Method : 8270C						**Dilution: 1**															
Pentachlorophenol	5.0		ug/L	U	YES	R		UJ					UJ								Pj-,D-,G-
Phenanthrene	0.20		ug/L	U	YES	R		UJ													Pj-,D-
Phenol	1.0		ug/L	U	YES	R		UJ					UJ								Pj-,D-,G-
Pyrene	0.20		ug/L	U	YES	R		UJ													Pj-,D-

* Overall result qualifier reflects summation of qualifiers added during automated data review and any qualifiers added manually for categories not assessed by automated data review

Sample Qualification Report with Reason Codes (All Results sorted by Client Sample ID)

Client Sample ID : FWGCBPmw-007C-0475-GW **Lab Report Batch :** A7G110101 **Lab ID :** STLCAN

Sample Date : 07/10/2007 **Analysis Type: RES** **Sample Matrix :** AQ

Lab Sample ID: A7G110101001

Reviewed By / Date : Deanne Melley 9/7/07 **Approved By / Date :**

Analyte Name	Result	Uncertainty / Error	Result Units	Lab Qual	Rep Res	Overall Qual*	Temp	HT	MB	LCS	MS	Lab Dup	Surr	Rep Limit	Moist Tot/Dis	Field QC	Tune	IC	ICV	CV / CCV	Reason Codes
Analysis Method : 353.2 Modified						**Dilution: 1**															
Nitrocellulose	0.50		mg/L	U	YES																
Analysis Method : 8081A						**Dilution: 1**															
4,4'-DDD	0.030		ug/L	U	YES																
4,4'-DDE	0.030		ug/L	U	YES																
4,4'-DDT	0.030		ug/L	U	YES																
Aldrin	0.030		ug/L	U	YES																
alpha-BHC	0.030		ug/L	U	YES																
alpha-Chordane	0.030		ug/L	U	YES																
beta-BHC	0.030		ug/L	U	YES																
delta-BHC	0.030		ug/L	U	YES																
Dieldrin	0.030		ug/L	U	YES																
Endosulfan I	0.025		ug/L	U	YES	UJ				UJ											J-
Endosulfan II	0.025		ug/L	U	YES																
Endosulfan sulfate	0.030		ug/L	U	YES																
Endrin	0.030		ug/L	U	YES																
Endrin aldehyde	0.030		ug/L	U	YES																
Endrin ketone	0.030		ug/L	U	YES																
gamma-BHC	0.030		ug/L	U	YES																
gamma-Chlordane	0.030		ug/L	U	YES																
Heptachlor	0.030		ug/L	U	YES																
Heptachlor epoxide	0.030		ug/L	U	YES																
Methoxychlor	0.10		ug/L	U	YES																
Toxaphene	2.0		ug/L	U	YES																
Analysis Method : 8082						**Dilution: 1**															
Aroclor 1016	0.50		ug/L	U	YES																
Aroclor 1221	0.50		ug/L	U	YES																
Aroclor 1232	0.50		ug/L	U	YES																
Aroclor 1242	0.50		ug/L	U	YES																
Aroclor 1248	0.50		ug/L	U	YES																
Aroclor 1254	0.50		ug/L	U	YES																
Aroclor 1260	0.50		ug/L	U	YES																
Analysis Method : 8260B						**Dilution: 1**															

* Overall result qualifier reflects summation of qualifiers added during automated data review and any qualifiers added manually for categories not assessed by automated data review

Sample Qualification Report with Reason Codes (All Results sorted by Client Sample ID)

Client Sample ID : FWGCBPmw-007C-0475-GW **Lab Report Batch :** A7G110101 **Lab ID :** STLCAN

Sample Date : 07/10/2007 **Analysis Type: RES** **Sample Matrix :** AQ

Lab Sample ID: A7G110101001

Reviewed By / Date : Heather Medley 9/7/07 **Approved By / Date :**

Analyte Name	Result	Uncertainty / Error	Result Units	Lab Qual	Rep Res	Overall Qual*	Temp	HT	MB	LCS	MS	Lab Dup	Surr	Rep Limit	Moist Tot/Dis	Field QC	Tune	IC	ICV	CV / CCV	Reason Codes
Analysis Method : 8260B						**Dilution: 1**															
1,1,1-Trichloroethane	1.0		ug/L	U	YES																
1,1,2,2-Tetrachloroethane	1.0		ug/L	U	YES																
1,1,2-Trichloroethane	1.0		ug/L	U	YES																
1,1-Dichloroethane	1.0		ug/L	U	YES																
1,1-Dichloroethene	1.0		ug/L	U	YES																
1,2-Dibromoethane	1.0		ug/L	U	YES																
1,2-Dichloroethane	1.0		ug/L	U	YES																
1,2-Dichloroethene (total)	1.0		ug/L	U	YES																
1,2-Dichloropropane	1.0		ug/L	U	YES																
2-Butanone	10		ug/L	U	YES	UJ					UJ										H-
2-Hexanone	10		ug/L	U	YES	R					UJ									R	Pj-,W-,H-
4-Methyl-2-pentanone	10		ug/L	U	YES	UJ					UJ										Pj-,H-
Acetone	10		ug/L	U	YES	R															Pj-
Benzene	1.0		ug/L	U	YES																
Bromochloromethane	1.0		ug/L	U	YES																
Bromodichloromethane	1.0		ug/L	U	YES																
Bromoform	1.0		ug/L	U	YES																
Bromomethane	1.0		ug/L	U	YES	UJ													UJ		U-
Carbon disulfide	1.0		ug/L	U	YES																
Carbon tetrachloride	1.0		ug/L	U	YES																
Chlorobenzene	1.0		ug/L	U	YES																
Chloroethane	1.0		ug/L	U	YES																
Chloroform	1.0		ug/L	U	YES																
Chloromethane	1.0		ug/L	U	YES																
cis-1,2-Dichloroethene	1.0		ug/L	U	YES																
cis-1,3-Dichloropropene	1.0		ug/L	U	YES																
Dibromochloromethane	1.0		ug/L	U	YES																
Ethylbenzene	1.0		ug/L	U	YES																
M&P-XYLENES	2.0		ug/L	U	YES																
Methylene chloride	2.0		ug/L	U	YES																
o-Xylene	1.0		ug/L	U	YES																

* Overall result qualifier reflects summation of qualifiers added during automated data review and any qualifiers added manually for categories not assessed by automated data review

Sample Qualification Report with Reason Codes (All Results sorted by Client Sample ID)

Client Sample ID : FWGCBPmw-007C-0475-GW **Lab Report Batch :** A7G110101 **Lab ID :** STLCAN

Sample Date : 07/10/2007 **Analysis Type: RES** **Sample Matrix :** AQ

Lab Sample ID: A7G110101001

Reviewed By / Date : H Medley 9/7/2007 **Approved By / Date :**

Analyte Name	Result	Uncertainty / Error	Result Units	Lab Qual	Rep Res	Overall Qual*	Temp	HT	MB	LCS	MS	Lab Dup	Surr	Rep Limit	Moist Tot/Dis	Field QC	Tune	IC	ICV	CV / CCV	Reason Codes
Analysis Method : 8260B						**Dilution: 1**															
Styrene	1.0		ug/L	U	YES																
Tetrachloroethene	1.0		ug/L	U	YES																
Toluene	1.0		ug/L	U	YES																
TOTAL XYLENES	2.0		ug/L	U	YES																
trans-1,2-Dichloroethene	1.0		ug/L	U	YES																
trans-1,3-Dichloropropene	1.0		ug/L	U	YES																
Trichloroethene	1.0		ug/L	U	YES																
Vinyl chloride	1.0		ug/L	U	YES																
Analysis Method : 8270C						**Dilution: 1**															
1,2,4-Trichlorobenzene	1.0		ug/L	U	YES																
1,2-Dichlorobenzene	1.0		ug/L	U	YES																
1,3-Dichlorobenzene	1.0		ug/L	U	YES																
1,4-Dichlorobenzene	1.0		ug/L	U	YES																
2,2-OXYBIS (1-CHLOROPROPANE)	1.0		ug/L	U	YES																
2,4,5-Trichlorophenol	5.0		ug/L	U	YES																
2,4,6-Trichlorophenol	5.0		ug/L	U	NO	R				R											J-
2,4-Dichlorophenol	2.0		ug/L	U	NO	R				R											J-
2,4-Dimethylphenol	2.0		ug/L	U	YES																
2,4-Dinitrophenol	5.0		ug/L	U	YES																
2,4-Dinitrotoluene	5.0		ug/L	U	YES																
2,6-Dinitrotoluene	5.0		ug/L	U	YES																
2-Chloronaphthalene	1.0		ug/L	U	YES																
2-Chlorophenol	1.0		ug/L	U	NO	R				R											J-
2-Methylnaphthalene	0.20		ug/L	U	YES																
2-Methylphenol	1.0		ug/L	U	YES																
2-Nitroaniline	2.0		ug/L	U	YES																
2-Nitrophenol	2.0		ug/L	U	NO	R				R											J-
3,3'-Dichlorobenzidine	5.0		ug/L	U	YES																
3-Nitroaniline	2.0		ug/L	U	YES																
4,6-Dinitro-2-methylphenol	5.0		ug/L	U	YES																
4-Bromophenyl phenyl ether	2.0		ug/L	U	YES																

* Overall result qualifier reflects summation of qualifiers added during automated data review and any qualifiers added manually for categories not assessed by automated data review

Sample Qualification Report with Reason Codes (All Results sorted by Client Sample ID)

Client Sample ID : FWGCBPmw-007C-0475-GW **Lab Report Batch :** A7G110101 **Lab ID :** STLCAN

Sample Date : 07/10/2007 **Analysis Type: RES** **Sample Matrix :** AQ

Lab Sample ID: A7G110101001

Reviewed By / Date : H Medley 9/7/2007 **Approved By / Date :**

Analyte Name	Result	Uncertainty / Error	Result Units	Lab Qual	Rep Res	Overall Qual*	Temp	HT	MB	LCS	MS	Lab Dup	Surr	Rep Limit	Moist Tot/Dis	Field QC	Tune	IC	ICV	CV / CCV	Reason Codes
Analysis Method : 8270C						**Dilution: 1**															
4-Chloro-3-methylphenol	2.0		ug/L	U	YES																
4-Chloroaniline	2.0		ug/L	U	YES																
4-Chlorophenyl phenyl ether	2.0		ug/L	U	YES																
4-Methylphenol	1.0		ug/L	U	YES																
4-Nitroanaline	2.0		ug/L	U	YES																
4-Nitrophenol	5.0		ug/L	U	YES																
Acenaphthene	0.20		ug/L	U	YES																
Acenaphthylene	0.20		ug/L	U	YES																
Anthracene	0.20		ug/L	U	YES																
Benzo(a)anthracene	0.20		ug/L	U	YES																
Benzo(a)pyrene	0.20		ug/L	U	YES																
Benzo(b)fluoranthene	0.20		ug/L	U	YES																
BENZO(G,H,I)PERYLENE	0.20		ug/L	U	YES																
Benzo(k)fluoranthene	0.20		ug/L	U	YES																
Benzoic acid	10		ug/L	U	NO	R				R											J-
Benzyl alcohol	5.0		ug/L	U	YES																
bis(2-Chloroethoxy)methane	1.0		ug/L	U	YES																
bis(2-Chloroethyl) ether	1.0		ug/L	U	YES																
bis(2-Ethylhexyl) phthalate	4.3		ug/L	J B	YES	J								J							L
Butylbenzyl Phthalate	1.0		ug/L	U	YES																
Carbazole	1.0		ug/L	U	YES																
Chrysene	0.20		ug/L	U	YES																
dibenzo(a,h)anthracene	0.20		ug/L	U	YES																
Dibenzofuran	1.0		ug/L	U	YES																
Diethyl phthalate	1.0		ug/L	U	YES																
Dimethyl phthalate	1.0		ug/L	U	YES																
Di-n-butyl phthalate	1.0		ug/L	U	YES																
Di-n-octyl phthalate	1.0		ug/L	U	YES																
Fluoranthene	0.20		ug/L	U	YES																
Fluorene	0.20		ug/L	U	YES																
Hexachlorobenzene	0.20		ug/L	U	YES																

* Overall result qualifier reflects summation of qualifiers added during automated data review and any qualifiers added manually for categories not assessed by automated data review

Sample Qualification Report with Reason Codes (All Results sorted by Client Sample ID)

Client Sample ID : FWGCBPmw-007C-0475-GW **Lab Report Batch :** A7G110101 **Lab ID :** STLCAN

Sample Date : 07/10/2007 **Analysis Type: RES** **Sample Matrix :** AQ

Lab Sample ID: A7G110101001

Reviewed By / Date : H Medley 9/7/2007 **Approved By / Date :**

Analyte Name	Result	Uncertainty / Error	Result Units	Lab Qual	Rep Res	Overall Qual*	Temp	HT	MB	LCS	MS	Lab Dup	Surr	Rep Limit	Moist Tot/Dis	Field QC	Tune	IC	ICV	CV / CCV	Reason Codes
Analysis Method : 8270C						**Dilution: 1**															
Hexachlorobutadiene	1.0		ug/L	U	YES																
Hexachlorocyclopentadiene	10		ug/L	U	NO	R				R											J-
Hexachloroethane	1.0		ug/L	U	YES																
Indeno(1,2,3-cd)pyrene	0.20		ug/L	U	YES																
Isophorone	1.0		ug/L	U	YES																
Naphthalene	0.20		ug/L	U	YES																
Nitrobenzene	1.0		ug/L	U	YES																
N-nitroso-di-n-propylamine	1.0		ug/L	U	YES																
N-Nitrosodiphenylamine	1.0		ug/L	U	YES																
Pentachlorophenol	5.0		ug/L	U	YES																
Phenanthrene	0.20		ug/L	U	YES																
Phenol	1.0		ug/L	U	YES																
Pyrene	0.20		ug/L	U	YES																
Analysis Method : 9012A						**Dilution: 1**															
Cyanide	0.010		mg/L	U	YES																
Analysis Method : SW8330 Modified						**Dilution: 1**															
Nitroguanidine	20		ug/L	U	YES																

* Overall result qualifier reflects summation of qualifiers added during automated data review and any qualifiers added manually for categories not assessed by automated data review

Sample Qualification Report with Reason Codes (All Results sorted by Client Sample ID)

Client Sample ID : FWGEQUIPRinse2-0502-GW **Lab Report Batch :** A7G110101 **Lab ID :** STLCAN

Sample Date : 07/10/2007 **Analysis Type: DL** **Sample Matrix :** AQ

Lab Sample ID: A7G110101005

Reviewed By / Date : Heather Medley 9/7/07 **Approved By / Date :**

Analyte Name	Result	Uncertainty / Error	Result Units	Lab Qual	Rep Res	Overall Qual*	Temp	HT	MB	LCS	MS	Lab Dup	Surr	Rep Limit	Moist Tot/Dis	Field QC	Tune	IC	ICV	CV / CCV	Reason Codes
Analysis Method : 8330						**Dilution: 0.98**															
1,3,5-Trinitrobenzene	0.098		ug/L	U	YES																
1,3-Dinitrobenzene	0.098		ug/L	U	YES																
2,4,6-TNT	0.092		ug/L	J	YES	J								J							L
2,4-Dinitrotoluene	0.098		ug/L	U	YES																
2,6-Dinitrotoluene	0.098		ug/L	U	YES																
2-Amino-4,6-dinitrotoluene	0.098		ug/L	U	YES																
2-Nitrotoluene	0.49		ug/L	U	YES																
3-Nitrotoluene	0.49		ug/L	U	YES																
4-Amino-2,6-Dinitrotoluene	0.098		ug/L	U	YES																
4-Nitrotoluene	0.49		ug/L	U	YES																
HMX	0.098		ug/L	U	YES																
Nitrobenzene	0.098		ug/L	U	YES																
NITROGLYCERINE	0.57		ug/L	J	YES	J								J							L
Pentaerythritol Tetranitrate (PETN)	0.64		ug/L	U	YES																
RDX	0.19		ug/L	SCN	YES	J															P
TETRYL	0.098		ug/L	U	YES																

* Overall result qualifier reflects summation of qualifiers added during automated data review and any qualifiers added manually for categories not assessed by automated data review

Sample Qualification Report with Reason Codes (All Results sorted by Client Sample ID)

Client Sample ID : FWGEQUIPRinse2-0502-GW **Lab Report Batch :** A7G110101 **Lab ID :** STLCAN

Sample Date : 07/10/2007 **Analysis Type: RE** **Sample Matrix :** AQ

Lab Sample ID: A7G110101005

Reviewed By / Date : H Medley 9/7/2007 **Approved By / Date :**

Analyte Name	Result	Uncertainty / Error	Result Units	Lab Qual	Rep Res	Overall Qual*	Temp	HT	MB	LCS	MS	Lab Dup	Surr	Rep Limit	Moist Tot/Dis	Field QC	Tune	IC	ICV	CV / CCV	Reason Codes
Analysis Method : 8270C						**Dilution: 1**															
1,2,4-Trichlorobenzene	1.0		ug/L	U	NO	R		UJ													Pj-,D-
1,2-Dichlorobenzene	1.0		ug/L	U	NO	R		UJ													Pj-,D-
1,3-Dichlorobenzene	1.0		ug/L	U	NO	R		UJ													Pj-,D-
1,4-Dichlorobenzene	1.0		ug/L	U	NO	R		UJ													Pj-,D-
2,2-OXYBIS (1-CHLOROPROPANE)	1.0		ug/L	U	NO	R		UJ													Pj-,D-
2,4,5-Trichlorophenol	5.0		ug/L	U	NO	R		UJ													Pj-,D-
2,4,6-Trichlorophenol	5.0		ug/L	U	YES	UJ		UJ													D-
2,4-Dichlorophenol	2.0		ug/L	U	YES	UJ		UJ													D-
2,4-Dimethylphenol	2.0		ug/L	U	NO	R		UJ													Pj-,D-
2,4-Dinitrophenol	5.0		ug/L	U	NO	R		UJ													Pj-,D-
2,4-Dinitrotoluene	5.0		ug/L	U	NO	R		UJ													Pj-,D-
2,6-Dinitrotoluene	5.0		ug/L	U	NO	R		UJ													Pj-,D-
2-Chloronaphthalene	1.0		ug/L	U	NO	R		UJ													Pj-,D-
2-Chlorophenol	1.0		ug/L	U	YES	UJ		UJ													D-
2-Methylnaphthalene	0.29		ug/L		NO	R		J													Pj-
2-Methylphenol	1.0		ug/L	U	NO	R		UJ													Pj-,D-
2-Nitroaniline	2.0		ug/L	U	NO	R		UJ													Pj-,D-
2-Nitrophenol	2.0		ug/L	U	YES	UJ		UJ													D-
3,3'-Dichlorobenzidine	5.0		ug/L	U	NO	R		UJ													Pj-,D-
3-Nitroaniline	2.0		ug/L	U	NO	R		UJ													Pj-,D-
4,6-Dinitro-2-methylphenol	5.0		ug/L	U	NO	R		UJ													Pj-,D-
4-Bromophenyl phenyl ether	2.0		ug/L	U	NO	R		UJ													Pj-,D-
4-Chloro-3-methylphenol	2.0		ug/L	U	NO	R		UJ													Pj-,D-
4-Chloroaniline	2.0		ug/L	U	NO	R		UJ													Pj-,D-
4-Chlorophenyl phenyl ether	2.0		ug/L	U	NO	R		UJ													Pj-,D-
4-Methylphenol	1.0		ug/L	U	NO	R		UJ													Pj-,D-
4-Nitroanaline	2.0		ug/L	U	NO	R		UJ													Pj-,D-
4-Nitrophenol	5.0		ug/L	U	NO	R		UJ													Pj-,D-
Acenaphthene	0.20		ug/L	U	NO	R		UJ													Pj-,D-
Acenaphthylene	0.20		ug/L	U	NO	R		UJ													Pj-,D-
Anthracene	0.20		ug/L	U	NO	R		UJ													Pj-,D-

* Overall result qualifier reflects summation of qualifiers added during automated data review and any qualifiers added manually for categories not assessed by automated data review

Sample Qualification Report with Reason Codes (All Results sorted by Client Sample ID)

Client Sample ID : FWGEQUIPRinse2-0502-GW **Lab Report Batch :** A7G110101 **Lab ID :** STLCAN

Sample Date : 07/10/2007 **Analysis Type: RE** **Sample Matrix :** AQ

Lab Sample ID: A7G110101005

Reviewed By / Date : H Medley 9/7/2007 **Approved By / Date :**

Analyte Name	Result	Uncertainty / Error	Result Units	Lab Qual	Rep Res	Overall Qual*	Temp	HT	MB	LCS	MS	Lab Dup	Surr	Rep Limit	Moist Tot/Dis	Field QC	Tune	IC	ICV	CV / CCV	Reason Codes
Analysis Method : 8270C						**Dilution: 1**															
Benzo(a)anthracene	0.20		ug/L	U	NO	R		UJ													Pj-,D-
Benzo(a)pyrene	0.20		ug/L	U	NO	R		UJ													Pj-,D-
Benzo(b)fluoranthene	0.20		ug/L	U	NO	R		UJ													Pj-,D-
BENZO(G,H,I)PERYLENE	0.20		ug/L	U	NO	R		UJ													Pj-,D-
Benzo(k)fluoranthene	0.20		ug/L	U	NO	R		UJ													Pj-,D-
Benzoic acid	10		ug/L	U	YES	UJ		UJ													D-
Benzyl alcohol	1.2		ug/L	J	NO	R		J						J							Pj-
bis(2-Chloroethoxy)methane	1.0		ug/L	U	NO	R		UJ													Pj-,D-
bis(2-Chloroethyl) ether	1.0		ug/L	U	NO	R		UJ													Pj-,D-
bis(2-Ethylhexyl) phthalate	1.1		ug/L	J B	NO	R		J						J							Pj-
Butylbenzyl Phthalate	1.0		ug/L	U	NO	R		UJ													Pj-,D-
Carbazole	1.0		ug/L	U	NO	R		UJ													Pj-,D-
Chrysene	0.20		ug/L	U	NO	R		UJ													Pj-,D-
dibenzo(a,h)anthracene	0.20		ug/L	U	NO	R		UJ													Pj-,D-
Dibenzofuran	1.0		ug/L	U	NO	R		UJ													Pj-,D-
Diethyl phthalate	2.4		ug/L		NO	R		J													Pj-
Dimethyl phthalate	0.84		ug/L	J	NO	R		J						J							Pj-
Di-n-butyl phthalate	0.69		ug/L	J	NO	R		J						J							Pj-
Di-n-octyl phthalate	1.0		ug/L	U	NO	R		UJ													Pj-,D-
Fluoranthene	0.20		ug/L	U	NO	R		UJ													Pj-,D-
Fluorene	0.20		ug/L	U	NO	R		UJ													Pj-,D-
Hexachlorobenzene	0.20		ug/L	U	NO	R		UJ													Pj-,D-
Hexachlorobutadiene	1.0		ug/L	U	NO	R		UJ													Pj-,D-
Hexachlorocyclopentadiene	10		ug/L	U	YES	R		UJ		R											Pj-,D-,J-
Hexachloroethane	1.0		ug/L	U	NO	R		UJ													Pj-,D-
Indeno(1,2,3-cd)pyrene	0.20		ug/L	U	NO	R		UJ													Pj-,D-
Isophorone	1.0		ug/L	U	NO	R		UJ													Pj-,D-
Naphthalene	0.44		ug/L		NO	R		J													Pj-
Nitrobenzene	1.0		ug/L	U	NO	R		UJ													Pj-,D-
N-nitroso-di-n-propylamine	1.0		ug/L	U	NO	R		UJ													Pj-,D-
N-Nitrosodiphenylamine	1.0		ug/L	U	NO	R		UJ													Pj-,D-

* Overall result qualifier reflects summation of qualifiers added during automated data review and any qualifiers added manually for categories not assessed by automated data review

Sample Qualification Report with Reason Codes (All Results sorted by Client Sample ID)

Client Sample ID : FWGEQUIPRinse2-0502-GW **Lab Report Batch :** A7G110101 **Lab ID :** STLCAN

Sample Date : 07/10/2007 **Analysis Type: RE** **Sample Matrix :** AQ

Lab Sample ID: A7G110101005

Reviewed By / Date : H Medley 9/7/2007 **Approved By / Date :**

Analyte Name	Result	Uncertainty / Error	Result Units	Lab Qual	Rep Res	Overall Qual*	Temp	HT	MB	LCS	MS	Lab Dup	Surr	Rep Limit	Moist Tot/Dis	Field QC	Tune	IC	ICV	CV / CCV	Reason Codes
Analysis Method : 8270C						**Dilution: 1**															
Pentachlorophenol	5.0		ug/L	U	NO	R		UJ													Pj-,D-
Phenanthrene	0.20		ug/L	U	NO	R		UJ													Pj-,D-
Phenol	1.0		ug/L	U	NO	R		UJ													Pj-,D-
Pyrene	0.20		ug/L	U	NO	R		UJ													Pj-,D-

* Overall result qualifier reflects summation of qualifiers added during automated data review and any qualifiers added manually for categories not assessed by automated data review

Sample Qualification Report with Reason Codes (All Results sorted by Client Sample ID)

Client Sample ID : FWGEQUIPRinse2-0502-GW **Lab Report Batch :** A7G110101 **Lab ID :** STLCAN

Sample Date : 07/10/2007 **Analysis Type: RES** **Sample Matrix :** AQ

Lab Sample ID: A7G110101005

Reviewed By / Date : Heather Medley 9/7/07 **Approved By / Date :**

Analyte Name	Result	Uncertainty / Error	Result Units	Lab Qual	Rep Res	Overall Qual*	Temp	HT	MB	LCS	MS	Lab Dup	Surr	Rep Limit	Moist Tot/Dis	Field QC	Tune	IC	ICV	CV / CCV	Reason Codes
Analysis Method : 353.2 Modified						**Dilution: 1**															
Nitrocellulose	0.50		mg/L	U	YES																
Analysis Method : 8081A						**Dilution: 1**															
4,4'-DDD	0.030		ug/L	U	YES																
4,4'-DDE	0.030		ug/L	U	YES																
4,4'-DDT	0.030		ug/L	U	YES																
Aldrin	0.030		ug/L	U	YES																
alpha-BHC	0.030		ug/L	U	YES																
alpha-Chordane	0.030		ug/L	U	YES																
beta-BHC	0.030		ug/L	U	YES																
delta-BHC	0.030		ug/L	U	YES																
Dieldrin	0.030		ug/L	U	YES																
Endosulfan I	0.025		ug/L	U	YES	UJ				UJ											J-
Endosulfan II	0.025		ug/L	U	YES																
Endosulfan sulfate	0.030		ug/L	U	YES																
Endrin	0.030		ug/L	U	YES																
Endrin aldehyde	0.030		ug/L	U	YES																
Endrin ketone	0.030		ug/L	U	YES																
gamma-BHC	0.030		ug/L	U	YES																
gamma-Chlordane	0.030		ug/L	U	YES																
Heptachlor	0.030		ug/L	U	YES																
Heptachlor epoxide	0.030		ug/L	U	YES																
Methoxychlor	0.10		ug/L	U	YES																
Toxaphene	2.0		ug/L	U	YES																
Analysis Method : 8082						**Dilution: 1**															
Aroclor 1016	0.50		ug/L	U	YES																
Aroclor 1221	0.50		ug/L	U	YES																
Aroclor 1232	0.50		ug/L	U	YES																
Aroclor 1242	0.50		ug/L	U	YES																
Aroclor 1248	0.50		ug/L	U	YES																
Aroclor 1254	0.50		ug/L	U	YES																
Aroclor 1260	0.50		ug/L	U	YES																
Analysis Method : 8260B						**Dilution: 1**															

* Overall result qualifier reflects summation of qualifiers added during automated data review and any qualifiers added manually for categories not assessed by automated data review

Sample Qualification Report with Reason Codes (All Results sorted by Client Sample ID)

Client Sample ID : FWGEQUIPRinse2-0502-GW **Lab Report Batch :** A7G110101 **Lab ID :** STLCAN

Sample Date : 07/10/2007 **Analysis Type: RES** **Sample Matrix :** AQ

Lab Sample ID: A7G110101005

Reviewed By / Date : Heather Kelley 9/7/07 **Approved By / Date :**

Analyte Name	Result	Uncertainty / Error	Result Units	Lab Qual	Rep Res	Overall Qual*	Temp	HT	MB	LCS	MS	Lab Dup	Surr	Rep Limit	Moist Tot/Dis	Field QC	Tune	IC	ICV	CV / CCV	Reason Codes
Analysis Method : 8260B						**Dilution: 1**															
1,1,1-Trichloroethane	1.0		ug/L	U	YES																
1,1,2,2-Tetrachloroethane	1.0		ug/L	U	YES																
1,1,2-Trichloroethane	1.0		ug/L	U	YES																
1,1-Dichloroethane	1.0		ug/L	U	YES																
1,1-Dichloroethene	1.0		ug/L	U	YES																
1,2-Dibromoethane	1.0		ug/L	U	YES																
1,2-Dichloroethane	1.0		ug/L	U	YES																
1,2-Dichloroethene (total)	1.0		ug/L	U	YES																
1,2-Dichloropropane	1.0		ug/L	U	YES																
2-Butanone	3.3		ug/L	J	YES	J					J			J							L
2-Hexanone	10		ug/L	U	YES	R					UJ									R	Pj-,W-,H-
4-Methyl-2-pentanone	10		ug/L	U	YES	UJ					UJ										Pj-,H-
Acetone	7.5		ug/L	J	YES	J								J							L
Benzene	0.31		ug/L	J	YES	J								J							L
Bromochloromethane	1.0		ug/L	U	YES																
Bromodichloromethane	1.0		ug/L	U	YES																
Bromoform	1.0		ug/L	U	YES																
Bromomethane	1.0		ug/L	U	YES	UJ													UJ		U-
Carbon disulfide	1.0		ug/L	U	YES																
Carbon tetrachloride	1.0		ug/L	U	YES																
Chlorobenzene	1.0		ug/L	U	YES																
Chloroethane	1.0		ug/L	U	YES																
Chloroform	1.0		ug/L	U	YES																
Chloromethane	1.0		ug/L	U	YES																
cis-1,2-Dichloroethene	1.0		ug/L	U	YES																
cis-1,3-Dichloropropene	1.0		ug/L	U	YES																
Dibromochloromethane	1.0		ug/L	U	YES																
Ethylbenzene	1.0		ug/L	U	YES																
M&P-XYLENES	0.54		ug/L	J	YES	J								J							L
Methylene chloride	2.0		ug/L	U	YES																
o-Xylene	0.34		ug/L	J	YES	J								J							L

* Overall result qualifier reflects summation of qualifiers added during automated data review and any qualifiers added manually for categories not assessed by automated data review

Sample Qualification Report with Reason Codes (All Results sorted by Client Sample ID)

Client Sample ID : FWGEQUIPRinse2-0502-GW **Lab Report Batch :** A7G110101 **Lab ID :** STLCAN

Sample Date : 07/10/2007 **Analysis Type: RES** **Sample Matrix :** AQ

Lab Sample ID: A7G110101005

Reviewed By / Date : Heather Reilly 9/7/07 **Approved By / Date :**

Analyte Name	Result	Uncertainty / Error	Result Units	Lab Qual	Rep Res	Overall Qual*	Temp	HT	MB	LCS	MS	Lab Dup	Surr	Rep Limit	Moist Tot/Dis	Field QC	Tune	IC	ICV	CV / CCV	Reason Codes
Analysis Method : 8260B						**Dilution: 1**															
Styrene	1.0		ug/L	U	YES																
Tetrachloroethene	1.0		ug/L	U	YES																
Toluene	1.3		ug/L		YES																
TOTAL XYLENES	0.87		ug/L	J	YES	J								J							L
trans-1,2-Dichloroethene	1.0		ug/L	U	YES																
trans-1,3-Dichloropropene	1.0		ug/L	U	YES																
Trichloroethene	1.0		ug/L	U	YES																
Vinyl chloride	1.0		ug/L	U	YES																
Analysis Method : 8270C						**Dilution: 1**															
1,2,4-Trichlorobenzene	1.0		ug/L	U	NO																
1,2-Dichlorobenzene	1.0		ug/L	U	NO																
1,3-Dichlorobenzene	1.0		ug/L	U	NO																
1,4-Dichlorobenzene	1.0		ug/L	U	NO																
2,2-OXYBIS (1-CHLOROPROPANE)	1.0		ug/L	U	NO																
2,4,5-Trichlorophenol	5.0		ug/L	U	NO																
2,4,6-Trichlorophenol	5.0		ug/L	U	NO	R				R											J-
2,4-Dichlorophenol	2.0		ug/L	U	NO	R				R											J-
2,4-Dimethylphenol	2.0		ug/L	U	NO																
2,4-Dinitrophenol	5.0		ug/L	U	NO																
2,4-Dinitrotoluene	5.0		ug/L	U	NO																
2,6-Dinitrotoluene	5.0		ug/L	U	NO																
2-Chloronaphthalene	1.0		ug/L	U	NO																
2-Chlorophenol	1.0		ug/L	U	NO	R				R											J-
2-Methylnaphthalene	0.35		ug/L		NO																
2-Methylphenol	1.0		ug/L	U	NO																
2-Nitroaniline	2.0		ug/L	U	NO																
2-Nitrophenol	2.0		ug/L	U	NO	R				R											J-
3,3'-Dichlorobenzidine	5.0		ug/L	U	NO																
3-Nitroaniline	2.0		ug/L	U	NO																
4,6-Dinitro-2-methylphenol	5.0		ug/L	U	NO																
4-Bromophenyl phenyl ether	2.0		ug/L	U	NO																

* Overall result qualifier reflects summation of qualifiers added during automated data review and any qualifiers added manually for categories not assessed by automated data review

Sample Qualification Report with Reason Codes (All Results sorted by Client Sample ID)

Client Sample ID : FWGEQUIPRinse2-0502-GW **Lab Report Batch :** A7G110101 **Lab ID :** STLCAN

Sample Date : 07/10/2007 **Analysis Type: RES** **Sample Matrix :** AQ

Lab Sample ID: A7G110101005

Reviewed By / Date : Heather Melby 9/7/07 **Approved By / Date :**

Analyte Name	Result	Uncertainty / Error	Result Units	Lab Qual	Rep Res	Overall Qual*	Temp	HT	MB	LCS	MS	Lab Dup	Surr	Rep Limit	Moist Tot/Dis	Field QC	Tune	IC	ICV	CV / CCV	Reason Codes
Analysis Method : 8270C						**Dilution: 1**															
4-Chloro-3-methylphenol	2.0		ug/L	U	NO																
4-Chloroaniline	2.0		ug/L	U	NO																
4-Chlorophenyl phenyl ether	2.0		ug/L	U	NO																
4-Methylphenol	1.0		ug/L	U	NO																
4-Nitroanaline	2.0		ug/L	U	NO																
4-Nitrophenol	5.0		ug/L	U	NO																
Acenaphthene	0.20		ug/L	U	NO																
Acenaphthylene	0.20		ug/L	U	NO																
Anthracene	0.20		ug/L	U	NO																
Benzo(a)anthracene	0.20		ug/L	U	NO																
Benzo(a)pyrene	0.20		ug/L	U	NO																
Benzo(b)fluoranthene	0.20		ug/L	U	NO																
BENZO(G,H,I)PERYLENE	0.20		ug/L	U	NO																
Benzo(k)fluoranthene	0.20		ug/L	U	NO																
Benzoic acid	10		ug/L	U	NO	R				R											J-
Benzyl alcohol	1.5		ug/L	J	NO	J								J							L
bis(2-Chloroethoxy)methane	1.0		ug/L	U	NO																
bis(2-Chloroethyl) ether	1.0		ug/L	U	NO																
bis(2-Ethylhexyl) phthalate	3.9		ug/L	J B	NO	J								J							L
Butylbenzyl Phthalate	1.0		ug/L	U	NO																
Carbazole	1.0		ug/L	U	NO																
Chrysene	0.20		ug/L	U	NO																
dibenzo(a,h)anthracene	0.20		ug/L	U	NO																
Dibenzofuran	1.0		ug/L	U	NO																
Diethyl phthalate	2.8		ug/L		NO																
Dimethyl phthalate	1.0		ug/L		NO																
Di-n-butyl phthalate	0.73		ug/L	J	NO	J								J							L
Di-n-octyl phthalate	1.0		ug/L	U	NO																
Fluoranthene	0.20		ug/L	U	NO																
Fluorene	0.20		ug/L	U	NO																
Hexachlorobenzene	0.20		ug/L	U	NO																

* Overall result qualifier reflects summation of qualifiers added during automated data review and any qualifiers added manually for categories not assessed by automated data review

Sample Qualification Report with Reason Codes (All Results sorted by Client Sample ID)

Client Sample ID : FWGEQUIPRinse2-0502-GW **Lab Report Batch :** A7G110101 **Lab ID :** STLCAN

Sample Date : 07/10/2007 **Analysis Type: RES** **Sample Matrix :** AQ

Lab Sample ID: A7G110101005

Reviewed By / Date : Heather Nelley 9/7/07 **Approved By / Date :**

Analyte Name	Result	Uncertainty / Error	Result Units	Lab Qual	Rep Res	Overall Qual*	Temp	HT	MB	LCS	MS	Lab Dup	Surr	Rep Limit	Moist Tot/Dis	Field QC	Tune	IC	ICV	CV / CCV	Reason Codes
Analysis Method : 8270C						**Dilution: 1**															
Hexachlorobutadiene	1.0		ug/L	U	NO																
Hexachlorocyclopentadiene	10		ug/L	U	NO	R				R											J-
Hexachloroethane	1.0		ug/L	U	NO																
Indeno(1,2,3-cd)pyrene	0.20		ug/L	U	NO																
Isophorone	1.0		ug/L	U	NO																
Naphthalene	0.46		ug/L		NO																
Nitrobenzene	1.0		ug/L	U	NO																
N-nitroso-di-n-propylamine	1.0		ug/L	U	NO																
N-Nitrosodiphenylamine	1.0		ug/L	U	NO																
Pentachlorophenol	5.0		ug/L	U	NO																
Phenanthrene	0.20		ug/L	U	NO																
Phenol	1.0		ug/L	U	NO																
Pyrene	0.20		ug/L	U	NO																
Analysis Method : 9012A						**Dilution: 1**															
Cyanide	0.010		mg/L	U	YES																
Analysis Method : SW8330 Modified						**Dilution: 1**															
Nitroguanidine	20		ug/L	U	YES																

* Overall result qualifier reflects summation of qualifiers added during automated data review and any qualifiers added manually for categories not assessed by automated data review

Sample Qualification Report with Reason Codes (All Results sorted by Client Sample ID)

Client Sample ID : FWGEQUIPRinse2-0502-GW **Lab Report Batch :** A7G110101 **Lab ID :** STLCAN

Sample Date : 07/10/2007 **Analysis Type: RES/TOT** **Sample Matrix :** AQ

Lab Sample ID: A7G110101005

Reviewed By / Date : Heather Medley 9/7/07 **Approved By / Date :**

Analyte Name	Result	Uncertainty / Error	Result Units	Lab Qual	Rep Res	Overall Qual*	Temp	HT	MB	LCS	MS	Lab Dup	Surr	Rep Limit	Moist Tot/Dis	Field QC	Tune	IC	ICV	CV / CCV	Reason Codes
Analysis Method : 6010B						**Dilution: 1**															
Arsenic	5.0		ug/L	U	YES																
Barium	10.0		ug/L	U	YES																
Calcium	114		ug/L	B J	YES	J								J							L
Chromium	5.0		ug/L	U	YES	R															Pj-
Cobalt	5.0		ug/L	U	YES																
Copper	5.0		ug/L	U	YES																
Lead	3.0		ug/L	U	YES																
Magnesium	1000		ug/L	U	YES																
Manganese	10.0		ug/L	U	YES																
Nickel	10.0		ug/L	U	YES																
Potassium	159		ug/L	B J	YES	J								J							L
Selenium	5.0		ug/L	U	YES																
Silver	5.0		ug/L	U	YES																
Sodium	1000		ug/L	U	YES																
Vanadium	10.0		ug/L	U	YES																
Analysis Method : 6020						**Dilution: 1**															
Aluminum	50.0		ug/L	U	YES																
Antimony	0.070		ug/L	B	YES	J								J							L
Beryllium	1.0		ug/L	U	YES																
Cadmium	0.50		ug/L	U	YES																
Iron	20.0		ug/L	U	YES																
Thallium	1.0		ug/L	U	YES																
Zinc	10.0		ug/L	U	YES																
Analysis Method : 7470A						**Dilution: 1**															
Mercury	0.20		ug/L	U	YES																

* Overall result qualifier reflects summation of qualifiers added during automated data review and any qualifiers added manually for categories not assessed by automated data review

Sample Qualification Report with Reason Codes (All Results sorted by Client Sample ID)

Client Sample ID : FWGLL12mw-153C-0480-GF **Lab Report Batch :** A7G110101 **Lab ID :** STLCAN

Sample Date : 07/10/2007 **Analysis Type: RES/TOT** **Sample Matrix :** AQ

Lab Sample ID: A7G110101026

Reviewed By / Date : Heather Medley 9/7/07 **Approved By / Date :**

Analyte Name	Result	Uncertainty / Error	Result Units	Lab Qual	Rep Res	Overall Qual*	Temp	HT	MB	LCS	MS	Lab Dup	Surr	Rep Limit	Moist Tot/Dis	Field QC	Tune	IC	ICV	CV / CCV	Reason Codes
Analysis Method : 6010B						**Dilution: 1**															
Arsenic	26.9		ug/L		YES																
Barium	74.4		ug/L	J	YES																
Calcium	145000		ug/L	J	YES																
Chromium	5.0		ug/L	U	YES	R															Pj-
Cobalt	5.0		ug/L	U	YES																
Copper	5.0		ug/L	U	YES																
Lead	3.0		ug/L	U	YES																
Magnesium	79700		ug/L		YES																
Manganese	195		ug/L	J	YES																
Nickel	10.0		ug/L	U	YES																
Potassium	2120		ug/L	J	YES																
Selenium	5.0		ug/L	U	YES																
Silver	5.0		ug/L	U	YES																
Sodium	25100		ug/L		YES																
Vanadium	10.0		ug/L	U	YES																
Analysis Method : 6020						**Dilution: 1**															
Aluminum	50.0		ug/L	U	YES																
Antimony	0.096		ug/L	B	YES	J								J							L
Beryllium	1.0		ug/L	U	YES																
Cadmium	0.50		ug/L	U	YES																
Iron	4810		ug/L	J	YES	J															
Thallium	1.0		ug/L	U	YES																
Zinc	4.6		ug/L	B	YES	J								J							L
Analysis Method : 7470A						**Dilution: 1**															
Mercury	0.20		ug/L	U	YES																

* Overall result qualifier reflects summation of qualifiers added during automated data review and any qualifiers added manually for categories not assessed by automated data review

Sample Qualification Report with Reason Codes (All Results sorted by Client Sample ID)

Client Sample ID : FWGLL12mw-153C-0480-GW **Lab Report Batch :** A7G110101 **Lab ID :** STLCAN

Sample Date : 07/10/2007 **Analysis Type: DL** **Sample Matrix :** AQ

Lab Sample ID: A7G110101025

Reviewed By / Date : Heather Melby 9/7/07 **Approved By / Date :**

Analyte Name	Result	Uncertainty / Error	Result Units	Lab Qual	Rep Res	Overall Qual*	Temp	HT	MB	LCS	MS	Lab Dup	Surr	Rep Limit	Moist Tot/Dis	Field QC	Tune	IC	ICV	CV / CCV	Reason Codes
Analysis Method : 8330						**Dilution: 0.98**															
1,3,5-Trinitrobenzene	0.098		ug/L	U	YES																
1,3-Dinitrobenzene	0.098		ug/L	U	YES																
2,4,6-TNT	0.098		ug/L	U	YES																
2,4-Dinitrotoluene	0.098		ug/L	U	YES																
2,6-Dinitrotoluene	0.098		ug/L	U	YES																
2-Amino-4,6-dinitrotoluene	0.098		ug/L	U	YES																
2-Nitrotoluene	0.49		ug/L	U	YES																
3-Nitrotoluene	0.49		ug/L	U	YES																
4-Amino-2,6-Dinitrotoluene	0.098		ug/L	U	YES																
4-Nitrotoluene	0.49		ug/L	U	YES																
HMX	0.098		ug/L	U	YES																
Nitrobenzene	0.098		ug/L	U	YES																
NITROGLYCERINE	0.64		ug/L	U	YES																
Pentaerythritol Tetranitrate (PETN)	0.64		ug/L	U	YES																
RDX	0.098		ug/L	U	YES																
TETRYL	0.098		ug/L	U	YES																

* Overall result qualifier reflects summation of qualifiers added during automated data review and any qualifiers added manually for categories not assessed by automated data review

Sample Qualification Report with Reason Codes (All Results sorted by Client Sample ID)

Client Sample ID : FWGLL12mw-153C-0480-GW **Lab Report Batch :** A7G110101 **Lab ID :** STLCAN

Sample Date : 07/10/2007 **Analysis Type: RE** **Sample Matrix :** AQ

Lab Sample ID: A7G110101025

Reviewed By / Date : H Medley 9/7/2007 **Approved By / Date :**

Analyte Name	Result	Uncertainty / Error	Result Units	Lab Qual	Rep Res	Overall Qual*	Temp	HT	MB	LCS	MS	Lab Dup	Surr	Rep Limit	Moist Tot/Dis	Field QC	Tune	IC	ICV	CV / CCV	Reason Codes
Analysis Method : 8270C						**Dilution: 1**															
1,2,4-Trichlorobenzene	1.0		ug/L	U	NO	R		UJ													Pj-,D-
1,2-Dichlorobenzene	1.0		ug/L	U	NO	R		UJ													Pj-,D-
1,3-Dichlorobenzene	1.0		ug/L	U	NO	R		UJ													Pj-,D-
1,4-Dichlorobenzene	1.0		ug/L	U	NO	R		UJ													Pj-,D-
2,2-OXYBIS (1-CHLOROPROPANE)	1.0		ug/L	U	NO	R		UJ													Pj-,D-
2,4,5-Trichlorophenol	5.0		ug/L	U	NO	R		UJ													Pj-,D-
2,4,6-Trichlorophenol	5.0		ug/L	U	YES	UJ		UJ													D-
2,4-Dichlorophenol	2.0		ug/L	U	YES	UJ		UJ													D-
2,4-Dimethylphenol	2.0		ug/L	U	NO	R		UJ													Pj-,D-
2,4-Dinitrophenol	5.0		ug/L	U	NO	R		UJ													Pj-,D-
2,4-Dinitrotoluene	5.0		ug/L	U	NO	R		UJ													Pj-,D-
2,6-Dinitrotoluene	5.0		ug/L	U	NO	R		UJ													Pj-,D-
2-Chloronaphthalene	1.0		ug/L	U	NO	R		UJ													Pj-,D-
2-Chlorophenol	1.0		ug/L	U	YES	UJ		UJ													D-
2-Methylnaphthalene	0.20		ug/L	U	NO	R		UJ													Pj-,D-
2-Methylphenol	1.0		ug/L	U	NO	R		UJ													Pj-,D-
2-Nitroaniline	2.0		ug/L	U	NO	R		UJ													Pj-,D-
2-Nitrophenol	2.0		ug/L	U	YES	UJ		UJ													D-
3,3'-Dichlorobenzidine	5.0		ug/L	U	NO	R		UJ													Pj-,D-
3-Nitroaniline	2.0		ug/L	U	NO	R		UJ													Pj-,D-
4,6-Dinitro-2-methylphenol	5.0		ug/L	U	NO	R		UJ													Pj-,D-
4-Bromophenyl phenyl ether	2.0		ug/L	U	NO	R		UJ													Pj-,D-
4-Chloro-3-methylphenol	2.0		ug/L	U	NO	R		UJ													Pj-,D-
4-Chloroaniline	2.0		ug/L	U	NO	R		UJ													Pj-,D-
4-Chlorophenyl phenyl ether	2.0		ug/L	U	NO	R		UJ													Pj-,D-
4-Methylphenol	1.0		ug/L	U	NO	R		UJ													Pj-,D-
4-Nitroanaline	2.0		ug/L	U	NO	R		UJ													Pj-,D-
4-Nitrophenol	5.0		ug/L	U	NO	R		UJ													Pj-,D-
Acenaphthene	0.20		ug/L	U	NO	R		UJ													Pj-,D-
Acenaphthylene	0.20		ug/L	U	NO	R		UJ													Pj-,D-
Anthracene	0.20		ug/L	U	NO	R		UJ													Pj-,D-

* Overall result qualifier reflects summation of qualifiers added during automated data review and any qualifiers added manually for categories not assessed by automated data review

Sample Qualification Report with Reason Codes (All Results sorted by Client Sample ID)

Client Sample ID : FWGLL12mw-153C-0480-GW **Lab Report Batch :** A7G110101 **Lab ID :** STLCAN

Sample Date : 07/10/2007 **Analysis Type: RE** **Sample Matrix :** AQ

Lab Sample ID: A7G110101025

Reviewed By / Date : H Medley 9/7/2007 **Approved By / Date :**

Analyte Name	Result	Uncertainty / Error	Result Units	Lab Qual	Rep Res	Overall Qual*	Temp	HT	MB	LCS	MS	Lab Dup	Surr	Rep Limit	Moist Tot/Dis	Field QC	Tune	IC	ICV	CV / CCV	Reason Codes
Analysis Method : 8270C						**Dilution: 1**															
Benzo(a)anthracene	0.20		ug/L	U	NO	R		UJ													Pj-,D-
Benzo(a)pyrene	0.20		ug/L	U	NO	R		UJ													Pj-,D-
Benzo(b)fluoranthene	0.20		ug/L	U	NO	R		UJ													Pj-,D-
BENZO(G,H,I)PERYLENE	0.20		ug/L	U	NO	R		UJ													Pj-,D-
Benzo(k)fluoranthene	0.20		ug/L	U	NO	R		UJ													Pj-,D-
Benzoic acid	10		ug/L	U	YES	UJ		UJ													D-
Benzyl alcohol	5.0		ug/L	U	NO	R		UJ													Pj-,D-
bis(2-Chloroethoxy)methane	1.0		ug/L	U	NO	R		UJ													Pj-,D-
bis(2-Chloroethyl) ether	1.0		ug/L	U	NO	R		UJ													Pj-,D-
bis(2-Ethylhexyl) phthalate	1.4		ug/L	J B	NO	R		J						J							Pj-
Butylbenzyl Phthalate	1.0		ug/L	U	NO	R		UJ													Pj-,D-
Carbazole	1.0		ug/L	U	NO	R		UJ													Pj-,D-
Chrysene	0.20		ug/L	U	NO	R		UJ													Pj-,D-
dibenzo(a,h)anthracene	0.20		ug/L	U	NO	R		UJ													Pj-,D-
Dibenzofuran	1.0		ug/L	U	NO	R		UJ													Pj-,D-
Diethyl phthalate	1.0		ug/L	U	NO	R		UJ													Pj-,D-
Dimethyl phthalate	1.0		ug/L	U	NO	R		UJ													Pj-,D-
Di-n-butyl phthalate	1.2		ug/L		NO	R		J								U					Pj-
Di-n-octyl phthalate	1.0		ug/L	U	NO	R		UJ													Pj-,D-
Fluoranthene	0.20		ug/L	U	NO	R		UJ													Pj-,D-
Fluorene	0.20		ug/L	U	NO	R		UJ													Pj-,D-
Hexachlorobenzene	0.20		ug/L	U	NO	R		UJ													Pj-,D-
Hexachlorobutadiene	1.0		ug/L	U	NO	R		UJ													Pj-,D-
Hexachlorocyclopentadiene	10		ug/L	U	YES	R		UJ		R											Pj-,D-,J-
Hexachloroethane	1.0		ug/L	U	NO	R		UJ													Pj-,D-
Indeno(1,2,3-cd)pyrene	0.20		ug/L	U	NO	R		UJ													Pj-,D-
Isophorone	1.0		ug/L	U	NO	R		UJ													Pj-,D-
Naphthalene	0.20		ug/L	U	NO	R		UJ													Pj-,D-
Nitrobenzene	1.0		ug/L	U	NO	R		UJ													Pj-,D-
N-nitroso-di-n-propylamine	1.0		ug/L	U	NO	R		UJ													Pj-,D-
N-Nitrosodiphenylamine	1.0		ug/L	U	NO	R		UJ													Pj-,D-

* Overall result qualifier reflects summation of qualifiers added during automated data review and any qualifiers added manually for categories not assessed by automated data review

Sample Qualification Report with Reason Codes (All Results sorted by Client Sample ID)

Client Sample ID : FWGLL12mw-153C-0480-GW **Lab Report Batch :** A7G110101 **Lab ID :** STLCAN

Sample Date : 07/10/2007 **Analysis Type: RE** **Sample Matrix :** AQ

Lab Sample ID: A7G110101025

Reviewed By / Date : H Medley 9/7/2007 **Approved By / Date :**

Analyte Name	Result	Uncertainty / Error	Result Units	Lab Qual	Rep Res	Overall Qual*	Temp	HT	MB	LCS	MS	Lab Dup	Surr	Rep Limit	Moist Tot/Dis	Field QC	Tune	IC	ICV	CV / CCV	Reason Codes
Analysis Method : 8270C						**Dilution: 1**															
Pentachlorophenol	5.0		ug/L	U	NO	R		UJ													Pj-,D-
Phenanthrene	0.20		ug/L	U	NO	R		UJ													Pj-,D-
Phenol	1.0		ug/L	U	NO	R		UJ													Pj-,D-
Pyrene	0.20		ug/L	U	NO	R		UJ													Pj-,D-

* Overall result qualifier reflects summation of qualifiers added during automated data review and any qualifiers added manually for categories not assessed by automated data review

Sample Qualification Report with Reason Codes (All Results sorted by Client Sample ID)

Client Sample ID : FWGLL12mw-153C-0480-GW **Lab Report Batch :** A7G110101 **Lab ID :** STLCAN

Sample Date : 07/10/2007 **Analysis Type: RES** **Sample Matrix :** AQ

Lab Sample ID: A7G110101025

Reviewed By / Date : Heather Nelley 9/7/07 **Approved By / Date :**

Analyte Name	Result	Uncertainty / Error	Result Units	Lab Qual	Rep Res	Overall Qual*	Temp	HT	MB	LCS	MS	Lab Dup	Surr	Rep Limit	Moist Tot/Dis	Field QC	Tune	IC	ICV	CV / CCV	Reason Codes
Analysis Method : 353.2						**Dilution: 1**															
Nitrate as N (NO3-N)	0.1		mg/L	U	YES																
Analysis Method : 353.2 Modified						**Dilution: 1**															
Nitrocellulose	0.50		mg/L	U	YES																
Analysis Method : 8081A						**Dilution: 1**															
4,4'-DDD	0.030		ug/L	U	YES	UJ							UJ								G-
4,4'-DDE	0.030		ug/L	U	YES	UJ							UJ								G-
4,4'-DDT	0.030		ug/L	U	YES	UJ							UJ								G-
Aldrin	0.030		ug/L	U	YES	UJ							UJ								G-
alpha-BHC	0.030		ug/L	U	YES	UJ							UJ								G-
alpha-Chordane	0.030		ug/L	U	YES	UJ							UJ								G-
beta-BHC	0.030		ug/L	U	YES	UJ							UJ								G-
delta-BHC	0.030		ug/L	U	YES	UJ							UJ								G-
Dieldrin	0.030		ug/L	U	YES	UJ							UJ								G-
Endosulfan I	0.025		ug/L	U	YES	UJ				UJ			UJ								G-,J-
Endosulfan II	0.025		ug/L	U	YES	UJ							UJ								G-
Endosulfan sulfate	0.030		ug/L	U	YES	UJ							UJ								G-
Endrin	0.030		ug/L	U	YES	UJ							UJ								G-
Endrin aldehyde	0.030		ug/L	U	YES	UJ							UJ								G-
Endrin ketone	0.030		ug/L	U	YES	UJ							UJ								G-
gamma-BHC	0.030		ug/L	U	YES	UJ							UJ								G-
gamma-Chlordane	0.030		ug/L	U	YES	UJ							UJ								G-
Heptachlor	0.030		ug/L	U	YES	UJ							UJ								G-
Heptachlor epoxide	0.030		ug/L	U	YES	UJ							UJ								G-
Methoxychlor	0.10		ug/L	U	YES	UJ							UJ								G-
Toxaphene	2.0		ug/L	U	YES	UJ							UJ								G-
Analysis Method : 8082						**Dilution: 1**															
Aroclor 1016	0.50		ug/L	U	YES	UJ							UJ								G-
Aroclor 1221	0.50		ug/L	U	YES	UJ							UJ								G-
Aroclor 1232	0.50		ug/L	U	YES	UJ							UJ								G-
Aroclor 1242	0.50		ug/L	U	YES	UJ							UJ								G-
Aroclor 1248	0.50		ug/L	U	YES	UJ							UJ								G-
Aroclor 1254	0.50		ug/L	U	YES	UJ							UJ								G-

* Overall result qualifier reflects summation of qualifiers added during automated data review and any qualifiers added manually for categories not assessed by automated data review

Sample Qualification Report with Reason Codes (All Results sorted by Client Sample ID)

Client Sample ID : FWGLL12mw-153C-0480-GW **Lab Report Batch :** A7G110101 **Lab ID :** STLCAN

Sample Date : 07/10/2007 **Analysis Type: RES** **Sample Matrix :** AQ

Lab Sample ID: A7G110101025

Reviewed By / Date : Heather McCoy 9/7/07 **Approved By / Date :**

Analyte Name	Result	Uncertainty / Error	Result Units	Lab Qual	Rep Res	Overall Qual*	Temp	HT	MB	LCS	MS	Lab Dup	Surr	Rep Limit	Moist Tot/Dis	Field QC	Tune	IC	ICV	CV / CCV	Reason Codes
Analysis Method : 8082						**Dilution: 1**															
Aroclor 1260	0.50		ug/L	U	YES	UJ							UJ								G-
Analysis Method : 8260B						**Dilution: 1**															
1,1,1-Trichloroethane	1.0		ug/L	U	YES																
1,1,2,2-Tetrachloroethane	1.0		ug/L	U	YES																
1,1,2-Trichloroethane	1.0		ug/L	U	YES																
1,1-Dichloroethane	1.0		ug/L	U	YES																
1,1-Dichloroethene	1.0		ug/L	U	YES																
1,2-Dibromoethane	1.0		ug/L	U	YES																
1,2-Dichloroethane	1.0		ug/L	U	YES																
1,2-Dichloroethene (total)	1.0		ug/L	U	YES																
1,2-Dichloropropane	1.0		ug/L	U	YES																
2-Butanone	10		ug/L	U	YES	UJ					UJ										H-
2-Hexanone	10		ug/L	U	YES	R					UJ									R	Pj-,W-,H-
4-Methyl-2-pentanone	10		ug/L	U	YES	UJ					UJ										Pj-,H-
Acetone	10		ug/L	U	YES	R															Pj-
Benzene	1.0		ug/L	U	YES																
Bromochloromethane	1.0		ug/L	U	YES																
Bromodichloromethane	1.0		ug/L	U	YES																
Bromoform	1.0		ug/L	U	YES																
Bromomethane	1.0		ug/L	U	YES	UJ													UJ		U-
Carbon disulfide	1.0		ug/L	U	YES																
Carbon tetrachloride	1.0		ug/L	U	YES																
Chlorobenzene	1.0		ug/L	U	YES																
Chloroethane	1.0		ug/L	U	YES																
Chloroform	1.0		ug/L	U	YES																
Chloromethane	1.0		ug/L	U	YES																
cis-1,2-Dichloroethene	1.0		ug/L	U	YES																
cis-1,3-Dichloropropene	1.0		ug/L	U	YES																
Dibromochloromethane	1.0		ug/L	U	YES																
Ethylbenzene	1.0		ug/L	U	YES																
M&P-XYLENES	2.0		ug/L	U	YES																

* Overall result qualifier reflects summation of qualifiers added during automated data review and any qualifiers added manually for categories not assessed by automated data review

Sample Qualification Report with Reason Codes (All Results sorted by Client Sample ID)

Client Sample ID : FWGLL12mw-153C-0480-GW **Lab Report Batch :** A7G110101 **Lab ID :** STLCAN

Sample Date : 07/10/2007 **Analysis Type: RES** **Sample Matrix :** AQ

Lab Sample ID: A7G110101025

Reviewed By / Date : Heather Kelly 9/7/07 **Approved By / Date :**

Analyte Name	Result	Uncertainty / Error	Result Units	Lab Qual	Rep Res	Overall Qual*	Temp	HT	MB	LCS	MS	Lab Dup	Surr	Rep Limit	Moist Tot/Dis	Field QC	Tune	IC	ICV	CV / CCV	Reason Codes
Analysis Method : 8260B						**Dilution: 1**															
Methylene chloride	2.0		ug/L	U	YES																
o-Xylene	1.0		ug/L	U	YES																
Styrene	1.0		ug/L	U	YES																
Tetrachloroethene	1.0		ug/L	U	YES																
Toluene	1.0		ug/L	U	YES																
TOTAL XYLENES	2.0		ug/L	U	YES																
trans-1,2-Dichloroethene	1.0		ug/L	U	YES																
trans-1,3-Dichloropropene	1.0		ug/L	U	YES																
Trichloroethene	1.0		ug/L	U	YES																
Vinyl chloride	1.0		ug/L	U	YES																
Analysis Method : 8270C						**Dilution: 1**															
1,2,4-Trichlorobenzene	1.0		ug/L	U	NO																
1,2-Dichlorobenzene	1.0		ug/L	U	NO																
1,3-Dichlorobenzene	1.0		ug/L	U	NO																
1,4-Dichlorobenzene	1.0		ug/L	U	NO																
2,2-OXYBIS (1-CHLOROPROPANE)	1.0		ug/L	U	NO																
2,4,5-Trichlorophenol	5.0		ug/L	U	NO																
2,4,6-Trichlorophenol	5.0		ug/L	U	NO	R				R											J-
2,4-Dichlorophenol	2.0		ug/L	U	NO	R				R											J-
2,4-Dimethylphenol	2.0		ug/L	U	NO																
2,4-Dinitrophenol	5.0		ug/L	U	NO																
2,4-Dinitrotoluene	5.0		ug/L	U	NO																
2,6-Dinitrotoluene	5.0		ug/L	U	NO																
2-Chloronaphthalene	1.0		ug/L	U	NO																
2-Chlorophenol	1.0		ug/L	U	NO	R				R											J-
2-Methylnaphthalene	0.20		ug/L	U	NO																
2-Methylphenol	1.0		ug/L	U	NO																
2-Nitroaniline	2.0		ug/L	U	NO																
2-Nitrophenol	2.0		ug/L	U	NO	R				R											J-
3,3'-Dichlorobenzidine	5.0		ug/L	U	NO																
3-Nitroaniline	2.0		ug/L	U	NO																

* Overall result qualifier reflects summation of qualifiers added during automated data review and any qualifiers added manually for categories not assessed by automated data review

Sample Qualification Report with Reason Codes (All Results sorted by Client Sample ID)

Client Sample ID : FWGLL12mw-153C-0480-GW **Lab Report Batch :** A7G110101 **Lab ID :** STLCAN

Sample Date : 07/10/2007 **Analysis Type: RES** **Sample Matrix :** AQ

Lab Sample ID: A7G110101025

Reviewed By / Date : Heather Reddy 9/7/07 **Approved By / Date :**

Analyte Name	Result	Uncertainty / Error	Result Units	Lab Qual	Rep Res	Overall Qual*	Temp	HT	MB	LCS	MS	Lab Dup	Surr	Rep Limit	Moist Tot/Dis	Field QC	Tune	IC	ICV	CV / CCV	Reason Codes
Analysis Method : 8270C						**Dilution: 1**															
4,6-Dinitro-2-methylphenol	5.0		ug/L	U	NO																
4-Bromophenyl phenyl ether	2.0		ug/L	U	NO																
4-Chloro-3-methylphenol	2.0		ug/L	U	NO																
4-Chloroaniline	2.0		ug/L	U	NO																
4-Chlorophenyl phenyl ether	2.0		ug/L	U	NO																
4-Methylphenol	1.0		ug/L	U	NO																
4-Nitroanaline	2.0		ug/L	U	NO																
4-Nitrophenol	5.0		ug/L	U	NO																
Acenaphthene	0.20		ug/L	U	NO																
Acenaphthylene	0.20		ug/L	U	NO																
Anthracene	0.20		ug/L	U	NO																
Benzo(a)anthracene	0.20		ug/L	U	NO																
Benzo(a)pyrene	0.20		ug/L	U	NO																
Benzo(b)fluoranthene	0.20		ug/L	U	NO																
BENZO(G,H,I)PERYLENE	0.20		ug/L	U	NO																
Benzo(k)fluoranthene	0.20		ug/L	U	NO																
Benzoic acid	10		ug/L	U	NO	R				R											J-
Benzyl alcohol	5.0		ug/L	U	NO																
bis(2-Chloroethoxy)methane	1.0		ug/L	U	NO																
bis(2-Chloroethyl) ether	1.0		ug/L	U	NO																
bis(2-Ethylhexyl) phthalate	10		ug/L	U	NO																
Butylbenzyl Phthalate	1.0		ug/L	U	NO																
Carbazole	1.0		ug/L	U	NO																
Chrysene	0.20		ug/L	U	NO																
dibenzo(a,h)anthracene	0.20		ug/L	U	NO																
Dibenzofuran	1.0		ug/L	U	NO																
Diethyl phthalate	1.0		ug/L	U	NO																
Dimethyl phthalate	1.0		ug/L	U	NO																
Di-n-butyl phthalate	0.99		ug/L	J	NO	BJ								J		J B					L, N
Di-n-octyl phthalate	1.0		ug/L	U	NO																
Fluoranthene	0.20		ug/L	U	NO																

* Overall result qualifier reflects summation of qualifiers added during automated data review and any qualifiers added manually for categories not assessed by automated data review

Sample Qualification Report with Reason Codes (All Results sorted by Client Sample ID)

Client Sample ID : FWGLL12mw-153C-0480-GW **Lab Report Batch :** A7G110101 **Lab ID :** STLCAN

Sample Date : 07/10/2007 **Analysis Type: RES** **Sample Matrix :** AQ

Lab Sample ID: A7G110101025

Reviewed By / Date : Heather Medley 9/7/07 **Approved By / Date :**

Analyte Name	Result	Uncertainty / Error	Result Units	Lab Qual	Rep Res	Overall Qual*	Temp	HT	MB	LCS	MS	Lab Dup	Surr	Rep Limit	Moist Tot/Dis	Field QC	Tune	IC	ICV	CV / CCV	Reason Codes
Analysis Method : 8270C						**Dilution: 1**															
Fluorene	0.20		ug/L	U	NO																
Hexachlorobenzene	0.20		ug/L	U	NO																
Hexachlorobutadiene	1.0		ug/L	U	NO																
Hexachlorocyclopentadiene	10		ug/L	U	NO	R				R											J-
Hexachloroethane	1.0		ug/L	U	NO																
Indeno(1,2,3-cd)pyrene	0.20		ug/L	U	NO																
Isophorone	1.0		ug/L	U	NO																
Naphthalene	0.20		ug/L	U	NO																
Nitrobenzene	1.0		ug/L	U	NO																
N-nitroso-di-n-propylamine	1.0		ug/L	U	NO																
N-Nitrosodiphenylamine	1.0		ug/L	U	NO																
Pentachlorophenol	5.0		ug/L	U	NO																
Phenanthrene	0.20		ug/L	U	NO																
Phenol	1.0		ug/L	U	NO																
Pyrene	0.20		ug/L	U	NO																
Analysis Method : 9012A						**Dilution: 1**															
Cyanide	0.010		mg/L	U	YES																
Analysis Method : SW8330 Modified						**Dilution: 1**															
Nitroguanidine	20		ug/L	U	YES																

* Overall result qualifier reflects summation of qualifiers added during automated data review and any qualifiers added manually for categories not assessed by automated data review

Sample Qualification Report with Reason Codes (All Results sorted by Client Sample ID)

Client Sample ID : FWGLL12mw-182C-0481-GF **Lab Report Batch :** A7G110101 **Lab ID :** STLCAN

Sample Date : 07/10/2007 **Analysis Type: RES/TOT** **Sample Matrix :** AQ

Lab Sample ID: A7G110101022

Reviewed By / Date : Heather Reilly 9/7/07 **Approved By / Date :**

Analyte Name	Result	Uncertainty / Error	Result Units	Lab Qual	Rep Res	Overall Qual*	Temp	HT	MB	LCS	MS	Lab Dup	Surr	Rep Limit	Moist Tot/Dis	Field QC	Tune	IC	ICV	CV / CCV	Reason Codes
Analysis Method : 6010B						**Dilution: 1**															
Arsenic	51.0		ug/L		YES	J															P
Barium	79.0		ug/L	J	YES																
Calcium	83200		ug/L	J	YES																
Chromium	5.0		ug/L	U	YES	R															Pj-
Cobalt	5.0		ug/L	U	YES																
Copper	5.0		ug/L	U	YES																
Lead	3.0		ug/L	U	YES																
Magnesium	65100		ug/L		YES																
Manganese	53.8		ug/L	J	YES																
Nickel	10.0		ug/L	U	YES																
Potassium	4100		ug/L	J	YES																
Selenium	5.0		ug/L	U	YES																
Silver	5.0		ug/L	U	YES																
Sodium	26300		ug/L		YES																
Vanadium	10.0		ug/L	U	YES																
Analysis Method : 6020						**Dilution: 1**															
Aluminum	20.1		ug/L	B	YES	J								J							L
Antimony	2.0		ug/L	U	YES																P
Beryllium	1.0		ug/L	U	YES																
Cadmium	0.50		ug/L	U	YES																
Iron	1680		ug/L	J	YES	J															
Thallium	1.0		ug/L	U	YES																
Zinc	3.8		ug/L	B	YES	J								J							L
Analysis Method : 7470A						**Dilution: 1**															
Mercury	0.20		ug/L	U	YES																

* Overall result qualifier reflects summation of qualifiers added during automated data review and any qualifiers added manually for categories not assessed by automated data review

Sample Qualification Report with Reason Codes (All Results sorted by Client Sample ID)

Client Sample ID : FWGLL12mw-182C-0481-GW **Lab Report Batch :** A7G110101 **Lab ID :** STLCAN

Sample Date : 07/10/2007 **Analysis Type: DL** **Sample Matrix :** AQ

Lab Sample ID: A7G110101021

Reviewed By / Date : Heather Melley 9/7/07 **Approved By / Date :**

Analyte Name	Result	Uncertainty / Error	Result Units	Lab Qual	Rep Res	Overall Qual*	Temp	HT	MB	LCS	MS	Lab Dup	Surr	Rep Limit	Moist Tot/Dis	Field QC	Tune	IC	ICV	CV / CCV	Reason Codes
Analysis Method : 8330						**Dilution: 0.98**															
1,3,5-Trinitrobenzene	0.098		ug/L	U	YES																
1,3-Dinitrobenzene	0.098		ug/L	U	YES																
2,4,6-TNT	0.098		ug/L	U	YES																
2,4-Dinitrotoluene	0.098		ug/L	U	YES																
2,6-Dinitrotoluene	0.098		ug/L	U	YES																
2-Amino-4,6-dinitrotoluene	0.098		ug/L	U	YES																
2-Nitrotoluene	0.49		ug/L	U	YES																
3-Nitrotoluene	0.49		ug/L	U	YES																
4-Amino-2,6-Dinitrotoluene	0.098		ug/L	U	YES																
4-Nitrotoluene	0.49		ug/L	U	YES																
HMX	0.098		ug/L	U	YES																
Nitrobenzene	0.064		ug/L	J	YES	J								J							L
NITROGLYCERINE	0.64		ug/L	U	YES																
Pentaerythritol Tetranitrate (PETN)	0.64		ug/L	U	YES																
RDX	0.098		ug/L	U	YES																
TETRYL	0.098		ug/L	U	YES																

* Overall result qualifier reflects summation of qualifiers added during automated data review and any qualifiers added manually for categories not assessed by automated data review

Sample Qualification Report with Reason Codes (All Results sorted by Client Sample ID)

Client Sample ID : FWGLL12mw-182C-0481-GW **Lab Report Batch :** A7G110101 **Lab ID :** STLCAN

Sample Date : 07/10/2007 **Analysis Type: RE** **Sample Matrix :** AQ

Lab Sample ID: A7G110101021

Reviewed By / Date : H Medley 9/7/2007 **Approved By / Date :**

Analyte Name	Result	Uncertainty / Error	Result Units	Lab Qual	Rep Res	Overall Qual*	Temp	HT	MB	LCS	MS	Lab Dup	Surr	Rep Limit	Moist Tot/Dis	Field QC	Tune	IC	ICV	CV / CCV	Reason Codes
Analysis Method : 8270C						**Dilution: 1**															
1,2,4-Trichlorobenzene	1.0		ug/L	U	NO	**R**		UJ													Pj-,D-
1,2-Dichlorobenzene	1.0		ug/L	U	NO	**R**		UJ													Pj-,D-
1,3-Dichlorobenzene	1.0		ug/L	U	NO	**R**		UJ													Pj-,D-
1,4-Dichlorobenzene	1.0		ug/L	U	NO	**R**		UJ													Pj-,D-
2,2-OXYBIS (1-CHLOROPROPANE)	1.0		ug/L	U	NO	**R**		UJ													Pj-,D-
2,4,5-Trichlorophenol	5.0		ug/L	U	NO	**R**		UJ													Pj-,D-
2,4,6-Trichlorophenol	5.0		ug/L	U	YES	**UJ**		UJ													D-
2,4-Dichlorophenol	2.0		ug/L	U	YES	**UJ**		UJ													D-
2,4-Dimethylphenol	2.0		ug/L	U	NO	**R**		UJ													Pj-,D-
2,4-Dinitrophenol	5.0		ug/L	U	NO	**R**		UJ													Pj-,D-
2,4-Dinitrotoluene	5.0		ug/L	U	NO	**R**		UJ													Pj-,D-
2,6-Dinitrotoluene	5.0		ug/L	U	NO	**R**		UJ													Pj-,D-
2-Chloronaphthalene	1.0		ug/L	U	NO	**R**		UJ													Pj-,D-
2-Chlorophenol	1.0		ug/L	U	YES	**UJ**		UJ													D-
2-Methylnaphthalene	0.20		ug/L	U	NO	**R**		UJ													Pj-,D-
2-Methylphenol	1.0		ug/L	U	NO	**R**		UJ													Pj-,D-
2-Nitroaniline	2.0		ug/L	U	NO	**R**		UJ													Pj-,D-
2-Nitrophenol	2.0		ug/L	U	YES	**UJ**		UJ													D-
3,3'-Dichlorobenzidine	5.0		ug/L	U	NO	**R**		UJ													Pj-,D-
3-Nitroaniline	2.0		ug/L	U	NO	**R**		UJ													Pj-,D-
4,6-Dinitro-2-methylphenol	5.0		ug/L	U	NO	**R**		UJ													Pj-,D-
4-Bromophenyl phenyl ether	2.0		ug/L	U	NO	**R**		UJ													Pj-,D-
4-Chloro-3-methylphenol	2.0		ug/L	U	NO	**R**		UJ													Pj-,D-
4-Chloroaniline	2.0		ug/L	U	NO	**R**		UJ													Pj-,D-
4-Chlorophenyl phenyl ether	2.0		ug/L	U	NO	**R**		UJ													Pj-,D-
4-Methylphenol	1.0		ug/L	U	NO	**R**		UJ													Pj-,D-
4-Nitroanaline	2.0		ug/L	U	NO	**R**		UJ													Pj-,D-
4-Nitrophenol	5.0		ug/L	U	NO	**R**		UJ													Pj-,D-
Acenaphthene	0.20		ug/L	U	NO	**R**		UJ													Pj-,D-
Acenaphthylene	0.20		ug/L	U	NO	**R**		UJ													Pj-,D-
Anthracene	0.20		ug/L	U	NO	**R**		UJ													Pj-,D-

* Overall result qualifier reflects summation of qualifiers added during automated data review and any qualifiers added manually for categories not assessed by automated data review

Sample Qualification Report with Reason Codes (All Results sorted by Client Sample ID)

Client Sample ID : FWGLL12mw-182C-0481-GW **Lab Report Batch :** A7G110101 **Lab ID :** STLCAN

Sample Date : 07/10/2007 **Analysis Type: RE** **Sample Matrix :** AQ

Lab Sample ID: A7G110101021

Reviewed By / Date : H Medley 9/7/2007 **Approved By / Date :**

Analyte Name	Result	Uncertainty / Error	Result Units	Lab Qual	Rep Res	Overall Qual*	Temp	HT	MB	LCS	MS	Lab Dup	Surr	Rep Limit	Moist Tot/Dis	Field QC	Tune	IC	ICV	CV / CCV	Reason Codes
Analysis Method : 8270C						**Dilution: 1**															
Benzo(a)anthracene	0.20		ug/L	U	NO	R		UJ													Pj-,D-
Benzo(a)pyrene	0.20		ug/L	U	NO	R		UJ													Pj-,D-
Benzo(b)fluoranthene	0.20		ug/L	U	NO	R		UJ													Pj-,D-
BENZO(G,H,I)PERYLENE	0.20		ug/L	U	NO	R		UJ													Pj-,D-
Benzo(k)fluoranthene	0.20		ug/L	U	NO	R		UJ													Pj-,D-
Benzoic acid	10		ug/L	U	YES	UJ		UJ													D-
Benzyl alcohol	5.0		ug/L	U	NO	R		UJ													Pj-,D-
bis(2-Chloroethoxy)methane	1.0		ug/L	U	NO	R		UJ													Pj-,D-
bis(2-Chloroethyl) ether	1.0		ug/L	U	NO	R		UJ													Pj-,D-
bis(2-Ethylhexyl) phthalate	1.5		ug/L	J B	NO	R		J						J							Pj-
Butylbenzyl Phthalate	1.0		ug/L	U	NO	R		UJ													Pj-,D-
Carbazole	1.0		ug/L	U	NO	R		UJ													Pj-,D-
Chrysene	0.20		ug/L	U	NO	R		UJ													Pj-,D-
dibenzo(a,h)anthracene	0.20		ug/L	U	NO	R		UJ													Pj-,D-
Dibenzofuran	1.0		ug/L	U	NO	R		UJ													Pj-,D-
Diethyl phthalate	1.0		ug/L	U	NO	R		UJ													Pj-,D-
Dimethyl phthalate	1.0		ug/L	U	NO	R		UJ													Pj-,D-
Di-n-butyl phthalate	1.0		ug/L	U	NO	R		UJ													Pj-,D-
Di-n-octyl phthalate	1.0		ug/L	U	NO	R		UJ													Pj-,D-
Fluoranthene	0.20		ug/L	U	NO	R		UJ													Pj-,D-
Fluorene	0.20		ug/L	U	NO	R		UJ													Pj-,D-
Hexachlorobenzene	0.20		ug/L	U	NO	R		UJ													Pj-,D-
Hexachlorobutadiene	1.0		ug/L	U	NO	R		UJ													Pj-,D-
Hexachlorocyclopentadiene	10		ug/L	U	YES	R		UJ		R											Pj-,D-,J-
Hexachloroethane	1.0		ug/L	U	NO	R		UJ													Pj-,D-
Indeno(1,2,3-cd)pyrene	0.20		ug/L	U	NO	R		UJ													Pj-,D-
Isophorone	1.0		ug/L	U	NO	R		UJ													Pj-,D-
Naphthalene	0.20		ug/L	U	NO	R		UJ													Pj-,D-
Nitrobenzene	1.0		ug/L	U	NO	R		UJ													Pj-,D-
N-nitroso-di-n-propylamine	1.0		ug/L	U	NO	R		UJ													Pj-,D-
N-Nitrosodiphenylamine	1.0		ug/L	U	NO	R		UJ													Pj-,D-

* Overall result qualifier reflects summation of qualifiers added during automated data review and any qualifiers added manually for categories not assessed by automated data review

Sample Qualification Report with Reason Codes (All Results sorted by Client Sample ID)

Client Sample ID : FWGLL12mw-182C-0481-GW **Lab Report Batch :** A7G110101 **Lab ID :** STLCAN

Sample Date : 07/10/2007 **Analysis Type: RE** **Sample Matrix :** AQ

Lab Sample ID: A7G110101021

Reviewed By / Date : H Medley 9/7/2007 **Approved By / Date :**

Analyte Name	Result	Uncertainty / Error	Result Units	Lab Qual	Rep Res	Overall Qual*	Temp	HT	MB	LCS	MS	Lab Dup	Surr	Rep Limit	Moist Tot/Dis	Field QC	Tune	IC	ICV	CV / CCV	Reason Codes
Analysis Method : 8270C						**Dilution: 1**															
Pentachlorophenol	5.0		ug/L	U	NO	R		UJ													Pj-,D-
Phenanthrene	0.20		ug/L	U	NO	R		UJ													Pj-,D-
Phenol	1.0		ug/L	U	NO	R		UJ													Pj-,D-
Pyrene	0.20		ug/L	U	NO	R		UJ													Pj-,D-

* Overall result qualifier reflects summation of qualifiers added during automated data review and any qualifiers added manually for categories not assessed by automated data review

Sample Qualification Report with Reason Codes (All Results sorted by Client Sample ID)

Client Sample ID : FWGLL12mw-182C-0481-GW **Lab Report Batch :** A7G110101 **Lab ID :** STLCAN

Sample Date : 07/10/2007 **Analysis Type: RES** **Sample Matrix :** AQ

Lab Sample ID: A7G110101021

Reviewed By / Date : Deanna Kelley 9/7/07 **Approved By / Date :**

Analyte Name	Result	Uncertainty / Error	Result Units	Lab Qual	Rep Res	Overall Qual*	Temp	HT	MB	LCS	MS	Lab Dup	Surr	Rep Limit	Moist Tot/Dis	Field QC	Tune	IC	ICV	CV / CCV	Reason Codes
Analysis Method : 353.2						**Dilution: 1**															
Nitrate as N (NO3-N)	0.1		mg/L	U	YES																P
Analysis Method : 353.2 Modified						**Dilution: 1**															
Nitrocellulose	0.50		mg/L	U	YES																
Analysis Method : 8081A						**Dilution: 1**															
4,4'-DDD	0.030		ug/L	U	YES																
4,4'-DDE	0.030		ug/L	U	YES																
4,4'-DDT	0.030		ug/L	U	YES																
Aldrin	0.030		ug/L	U	YES																
alpha-BHC	0.030		ug/L	U	YES																
alpha-Chordane	0.030		ug/L	U	YES																
beta-BHC	0.030		ug/L	U	YES																
delta-BHC	0.030		ug/L	U	YES																
Dieldrin	0.030		ug/L	U	YES																
Endosulfan I	0.025		ug/L	U	YES	UJ				UJ											J-
Endosulfan II	0.025		ug/L	U	YES																
Endosulfan sulfate	0.030		ug/L	U	YES																
Endrin	0.030		ug/L	U	YES																
Endrin aldehyde	0.030		ug/L	U	YES																
Endrin ketone	0.030		ug/L	U	YES																
gamma-BHC	0.030		ug/L	U	YES																
gamma-Chlordane	0.030		ug/L	U	YES																
Heptachlor	0.030		ug/L	U	YES																
Heptachlor epoxide	0.030		ug/L	U	YES																
Methoxychlor	0.10		ug/L	U	YES																
Toxaphene	2.0		ug/L	U	YES																
Analysis Method : 8082						**Dilution: 1**															
Aroclor 1016	0.50		ug/L	U	YES	UJ							UJ								G-
Aroclor 1221	0.50		ug/L	U	YES	UJ							UJ								G-
Aroclor 1232	0.50		ug/L	U	YES	UJ							UJ								G-
Aroclor 1242	0.50		ug/L	U	YES	UJ							UJ								G-
Aroclor 1248	0.50		ug/L	U	YES	UJ							UJ								G-
Aroclor 1254	0.50		ug/L	U	YES	UJ							UJ								G-

* Overall result qualifier reflects summation of qualifiers added during automated data review and any qualifiers added manually for categories not assessed by automated data review

Sample Qualification Report with Reason Codes (All Results sorted by Client Sample ID)

Client Sample ID : FWGLL12mw-182C-0481-GW **Lab Report Batch :** A7G110101 **Lab ID :** STLCAN

Sample Date : 07/10/2007 **Analysis Type: RES** **Sample Matrix :** AQ

Lab Sample ID: A7G110101021

Reviewed By / Date : Heather Kelley 9/7/07 **Approved By / Date :**

Analyte Name	Result	Uncertainty / Error	Result Units	Lab Qual	Rep Res	Overall Qual*	Temp	HT	MB	LCS	MS	Lab Dup	Surr	Rep Limit	Moist Tot/Dis	Field QC	Tune	IC	ICV	CV / CCV	Reason Codes
Analysis Method : 8082						**Dilution: 1**															
Aroclor 1260	0.50		ug/L	U	YES	UJ							UJ								G-
Analysis Method : 8260B						**Dilution: 1**															
1,1,1-Trichloroethane	1.0		ug/L	U	YES																
1,1,2,2-Tetrachloroethane	1.0		ug/L	U	YES																
1,1,2-Trichloroethane	1.0		ug/L	U	YES																
1,1-Dichloroethane	1.0		ug/L	U	YES																
1,1-Dichloroethene	1.0		ug/L	U	YES																
1,2-Dibromoethane	1.0		ug/L	U	YES																
1,2-Dichloroethane	1.0		ug/L	U	YES																
1,2-Dichloroethene (total)	1.0		ug/L	U	YES																
1,2-Dichloropropane	1.0		ug/L	U	YES																
2-Butanone	10		ug/L	U	YES	UJ					UJ										H-
2-Hexanone	10		ug/L	U	YES	R					UJ									R	Pj-,W-,H-
4-Methyl-2-pentanone	10		ug/L	U	YES	UJ					UJ										Pj-,H-
Acetone	10		ug/L	U	YES	R															Pj-
Benzene	1.0		ug/L	U	YES																
Bromochloromethane	1.0		ug/L	U	YES																
Bromodichloromethane	1.0		ug/L	U	YES																
Bromoform	1.0		ug/L	U	YES																
Bromomethane	1.0		ug/L	U	YES	UJ													UJ		U-
Carbon disulfide	1.0		ug/L	U	YES																
Carbon tetrachloride	1.0		ug/L	U	YES																
Chlorobenzene	1.0		ug/L	U	YES																
Chloroethane	1.0		ug/L	U	YES																
Chloroform	1.0		ug/L	U	YES																
Chloromethane	1.0		ug/L	U	YES																P
cis-1,2-Dichloroethene	1.0		ug/L	U	YES																
cis-1,3-Dichloropropene	1.0		ug/L	U	YES																
Dibromochloromethane	1.0		ug/L	U	YES																
Ethylbenzene	1.0		ug/L	U	YES																
M&P-XYLENES	2.0		ug/L	U	YES																

* Overall result qualifier reflects summation of qualifiers added during automated data review and any qualifiers added manually for categories not assessed by automated data review

Sample Qualification Report with Reason Codes (All Results sorted by Client Sample ID)

Client Sample ID : FWGLL12mw-182C-0481-GW **Lab Report Batch :** A7G110101 **Lab ID :** STLCAN

Sample Date : 07/10/2007 **Analysis Type: RES** **Sample Matrix :** AQ

Lab Sample ID: A7G110101021

Reviewed By / Date : H Medley 9/7/2007 **Approved By / Date :**

Analyte Name	Result	Uncertainty / Error	Result Units	Lab Qual	Rep Res	Overall Qual*	Temp	HT	MB	LCS	MS	Lab Dup	Surr	Rep Limit	Moist Tot/Dis	Field QC	Tune	IC	ICV	CV / CCV	Reason Codes
Analysis Method : 8260B						**Dilution: 1**															
Methylene chloride	2.0		ug/L	U	YES																
o-Xylene	1.0		ug/L	U	YES																
Styrene	1.0		ug/L	U	YES																
Tetrachloroethene	1.0		ug/L	U	YES																
Toluene	1.0		ug/L	U	YES																
TOTAL XYLENES	2.0		ug/L	U	YES																
trans-1,2-Dichloroethene	1.0		ug/L	U	YES																
trans-1,3-Dichloropropene	1.0		ug/L	U	YES																
Trichloroethene	1.0		ug/L	U	YES																
Vinyl chloride	1.0		ug/L	U	YES																
Analysis Method : 8270C						**Dilution: 1**															
1,2,4-Trichlorobenzene	1.0		ug/L	U	YES																
1,2-Dichlorobenzene	1.0		ug/L	U	YES																
1,3-Dichlorobenzene	1.0		ug/L	U	YES																
1,4-Dichlorobenzene	1.0		ug/L	U	YES																
2,2-OXYBIS (1-CHLOROPROPANE)	1.0		ug/L	U	YES																
2,4,5-Trichlorophenol	5.0		ug/L	U	YES																
2,4,6-Trichlorophenol	5.0		ug/L	U	NO	R				R											J-
2,4-Dichlorophenol	2.0		ug/L	U	NO	R				R											J-
2,4-Dimethylphenol	2.0		ug/L	U	YES																
2,4-Dinitrophenol	5.0		ug/L	U	YES																
2,4-Dinitrotoluene	5.0		ug/L	U	YES																
2,6-Dinitrotoluene	5.0		ug/L	U	YES																
2-Chloronaphthalene	1.0		ug/L	U	YES																
2-Chlorophenol	1.0		ug/L	U	NO	R				R											J-
2-Methylnaphthalene	0.20		ug/L	U	YES																
2-Methylphenol	1.0		ug/L	U	YES																
2-Nitroaniline	2.0		ug/L	U	YES																
2-Nitrophenol	2.0		ug/L	U	NO	R				R											J-
3,3'-Dichlorobenzidine	5.0		ug/L	U	YES																
3-Nitroaniline	2.0		ug/L	U	YES																

* Overall result qualifier reflects summation of qualifiers added during automated data review and any qualifiers added manually for categories not assessed by automated data review

Sample Qualification Report with Reason Codes (All Results sorted by Client Sample ID)

Client Sample ID : FWGLL12mw-182C-0481-GW **Lab Report Batch :** A7G110101 **Lab ID :** STLCAN

Sample Date : 07/10/2007 **Analysis Type: RES** **Sample Matrix :** AQ

Lab Sample ID: A7G110101021

Reviewed By / Date : H Medley 9/7/2007 **Approved By / Date :**

Analyte Name	Result	Uncertainty / Error	Result Units	Lab Qual	Rep Res	Overall Qual*	Temp	HT	MB	LCS	MS	Lab Dup	Surr	Rep Limit	Moist Tot/Dis	Field QC	Tune	IC	ICV	CV / CCV	Reason Codes
Analysis Method : 8270C						**Dilution: 1**															
4,6-Dinitro-2-methylphenol	5.0		ug/L	U	YES																
4-Bromophenyl phenyl ether	2.0		ug/L	U	YES																
4-Chloro-3-methylphenol	2.0		ug/L	U	YES																
4-Chloroaniline	2.0		ug/L	U	YES																
4-Chlorophenyl phenyl ether	2.0		ug/L	U	YES																
4-Methylphenol	1.0		ug/L	U	YES																
4-Nitroanaline	2.0		ug/L	U	YES																
4-Nitrophenol	5.0		ug/L	U	YES																
Acenaphthene	0.20		ug/L	U	YES																
Acenaphthylene	0.20		ug/L	U	YES																
Anthracene	0.20		ug/L	U	YES																
Benzo(a)anthracene	0.20		ug/L	U	YES																
Benzo(a)pyrene	0.20		ug/L	U	YES																
Benzo(b)fluoranthene	0.20		ug/L	U	YES																
BENZO(G,H,I)PERYLENE	0.20		ug/L	U	YES																
Benzo(k)fluoranthene	0.20		ug/L	U	YES																
Benzoic acid	10		ug/L	U	NO	R				R											J-
Benzyl alcohol	5.0		ug/L	U	YES																
bis(2-Chloroethoxy)methane	1.0		ug/L	U	YES																
bis(2-Chloroethyl) ether	1.0		ug/L	U	YES																
bis(2-Ethylhexyl) phthalate	3.7		ug/L	J B	YES	J								J							L
Butylbenzyl Phthalate	1.0		ug/L	U	YES																
Carbazole	1.0		ug/L	U	YES																
Chrysene	0.20		ug/L	U	YES																
dibenzo(a,h)anthracene	0.20		ug/L	U	YES																
Dibenzofuran	1.0		ug/L	U	YES																
Diethyl phthalate	1.0		ug/L	U	YES																
Dimethyl phthalate	1.0		ug/L	U	YES																
Di-n-butyl phthalate	1.0		ug/L	U	YES																
Di-n-octyl phthalate	1.0		ug/L	U	YES																
Fluoranthene	0.20		ug/L	U	YES																

* Overall result qualifier reflects summation of qualifiers added during automated data review and any qualifiers added manually for categories not assessed by automated data review

Sample Qualification Report with Reason Codes (All Results sorted by Client Sample ID)

Client Sample ID : FWGLL12mw-182C-0481-GW **Lab Report Batch :** A7G110101 **Lab ID :** STLCAN

Sample Date : 07/10/2007 **Analysis Type: RES** **Sample Matrix :** AQ

Lab Sample ID: A7G110101021

Reviewed By / Date : H Medley 9/7/2007 **Approved By / Date :**

Analyte Name	Result	Uncertainty / Error	Result Units	Lab Qual	Rep Res	Overall Qual*	Temp	HT	MB	LCS	MS	Lab Dup	Surr	Rep Limit	Moist Tot/Dis	Field QC	Tune	IC	ICV	CV / CCV	Reason Codes
Analysis Method : 8270C						**Dilution: 1**															
Fluorene	0.20		ug/L	U	YES																
Hexachlorobenzene	0.20		ug/L	U	YES																
Hexachlorobutadiene	1.0		ug/L	U	YES																
Hexachlorocyclopentadiene	10		ug/L	U	NO	R				R											J-
Hexachloroethane	1.0		ug/L	U	YES																
Indeno(1,2,3-cd)pyrene	0.20		ug/L	U	YES																
Isophorone	1.0		ug/L	U	YES																
Naphthalene	0.20		ug/L	U	YES																
Nitrobenzene	1.0		ug/L	U	YES																
N-nitroso-di-n-propylamine	1.0		ug/L	U	YES																
N-Nitrosodiphenylamine	1.0		ug/L	U	YES																
Pentachlorophenol	5.0		ug/L	U	YES																
Phenanthrene	0.20		ug/L	U	YES																
Phenol	1.0		ug/L	U	YES																
Pyrene	0.20		ug/L	U	YES																
Analysis Method : 9012A						**Dilution: 1**															
Cyanide	0.010		mg/L	U	YES																
Analysis Method : SW8330 Modified						**Dilution: 1**															
Nitroguanidine	20		ug/L	U	YES																

* Overall result qualifier reflects summation of qualifiers added during automated data review and any qualifiers added manually for categories not assessed by automated data review

Sample Qualification Report with Reason Codes (All Results sorted by Client Sample ID)

Client Sample ID : FWGLL12mw-183C-0482-GF **Lab Report Batch :** A7G110101 **Lab ID :** STLCAN

Sample Date : 07/10/2007 **Analysis Type: RES/TOT** **Sample Matrix :** AQ

Lab Sample ID: A7G110101013

Reviewed By / Date : Heather Medley 9/7/07 **Approved By / Date :**

Analyte Name	Result	Uncertainty / Error	Result Units	Lab Qual	Rep Res	Overall Qual*	Temp	HT	MB	LCS	MS	Lab Dup	Surr	Rep Limit	Moist Tot/Dis	Field QC	Tune	IC	ICV	CV / CCV	Reason Codes
Analysis Method : 6010B						**Dilution: 1**															
Arsenic	33.3		ug/L		YES																
Barium	71.8		ug/L	J	YES																
Calcium	115000		ug/L	J	YES																
Chromium	5.0		ug/L	U	YES	R															Pj-
Cobalt	5.0		ug/L	U	YES																
Copper	5.0		ug/L	U	YES																
Lead	3.0		ug/L	U	YES																
Magnesium	46100		ug/L		YES																
Manganese	74.1		ug/L	J	YES																
Nickel	10.0		ug/L	U	YES																
Potassium	3800		ug/L	J	YES																
Selenium	5.0		ug/L	U	YES																
Silver	5.0		ug/L	U	YES																
Sodium	17600		ug/L		YES																
Vanadium	10.0		ug/L	U	YES																
Analysis Method : 6020						**Dilution: 1**															
Aluminum	50.0		ug/L	U	YES																
Antimony	2.0		ug/L	U	YES																
Beryllium	1.0		ug/L	U	YES																
Cadmium	0.50		ug/L	U	YES																
Iron	1670		ug/L	J	YES	J															Pj
Thallium	1.0		ug/L	U	YES																
Zinc	5.3		ug/L	B	YES	J								J							L
Analysis Method : 7470A						**Dilution: 1**															
Mercury	0.20		ug/L	U	YES																

* Overall result qualifier reflects summation of qualifiers added during automated data review and any qualifiers added manually for categories not assessed by automated data review

Sample Qualification Report with Reason Codes (All Results sorted by Client Sample ID)

Client Sample ID : FWGLL12mw-183C-0482-GW **Lab Report Batch :** A7G110101 **Lab ID :** STLCAN

Sample Date : 07/10/2007 **Analysis Type: DL** **Sample Matrix :** AQ

Lab Sample ID: A7G110101012

Reviewed By / Date : Heather Medley 9/7/07 **Approved By / Date :**

Analyte Name	Result	Uncertainty / Error	Result Units	Lab Qual	Rep Res	Overall Qual*	Temp	HT	MB	LCS	MS	Lab Dup	Surr	Rep Limit	Moist Tot/Dis	Field QC	Tune	IC	ICV	CV / CCV	Reason Codes
Analysis Method : 8330						**Dilution: 1.04**															
1,3,5-Trinitrobenzene	0.10		ug/L	U	YES																
1,3-Dinitrobenzene	0.10		ug/L	U	YES																
2,4,6-TNT	0.10		ug/L	U	YES																
2,4-Dinitrotoluene	0.10		ug/L	U	YES																
2,6-Dinitrotoluene	0.10		ug/L	U	YES																
2-Amino-4,6-dinitrotoluene	0.10		ug/L	U	YES																
2-Nitrotoluene	0.52		ug/L	U	YES																
3-Nitrotoluene	0.52		ug/L	U	YES																
4-Amino-2,6-Dinitrotoluene	0.10		ug/L	U	YES																
4-Nitrotoluene	0.52		ug/L	U	YES																
HMX	0.10		ug/L	U	YES																
Nitrobenzene	0.10		ug/L	U	YES																
NITROGLYCERINE	0.68		ug/L	U	YES																
Pentaerythritol Tetranitrate (PETN)	0.68		ug/L	U	YES																
RDX	0.10		ug/L	U	YES																
TETRYL	0.10		ug/L	U	YES																

* Overall result qualifier reflects summation of qualifiers added during automated data review and any qualifiers added manually for categories not assessed by automated data review

Sample Qualification Report with Reason Codes (All Results sorted by Client Sample ID)

Client Sample ID : FWGLL12mw-183C-0482-GW **Lab Report Batch :** A7G110101 **Lab ID :** STLCAN

Sample Date : 07/10/2007 **Analysis Type: RE** **Sample Matrix :** AQ

Lab Sample ID: A7G110101012

Reviewed By / Date : H Medley 9/7/2007 **Approved By / Date :**

Analyte Name	Result	Uncertainty / Error	Result Units	Lab Qual	Rep Res	Overall Qual*	Temp	HT	MB	LCS	MS	Lab Dup	Surr	Rep Limit	Moist Tot/Dis	Field QC	Tune	IC	ICV	CV / CCV	Reason Codes
Analysis Method : 8270C						**Dilution: 1**															
1,2,4-Trichlorobenzene	1.0		ug/L	U	NO	R		UJ													Pj-,D-
1,2-Dichlorobenzene	1.0		ug/L	U	NO	R		UJ													Pj-,D-
1,3-Dichlorobenzene	1.0		ug/L	U	NO	R		UJ													Pj-,D-
1,4-Dichlorobenzene	1.0		ug/L	U	NO	R		UJ													Pj-,D-
2,2-OXYBIS (1-CHLOROPROPANE)	1.0		ug/L	U	NO	R		UJ													Pj-,D-
2,4,5-Trichlorophenol	5.0		ug/L	U	NO	R		UJ													Pj-,D-
2,4,6-Trichlorophenol	5.0		ug/L	U	YES	UJ		UJ													D-
2,4-Dichlorophenol	2.0		ug/L	U	YES	UJ		UJ													D-
2,4-Dimethylphenol	2.0		ug/L	U	NO	R		UJ													Pj-,D-
2,4-Dinitrophenol	5.0		ug/L	U	NO	R		UJ													Pj-,D-
2,4-Dinitrotoluene	5.0		ug/L	U	NO	R		UJ													Pj-,D-
2,6-Dinitrotoluene	5.0		ug/L	U	NO	R		UJ													Pj-,D-
2-Chloronaphthalene	1.0		ug/L	U	NO	R		UJ													Pj-,D-
2-Chlorophenol	1.0		ug/L	U	YES	UJ		UJ													D-
2-Methylnaphthalene	0.20		ug/L	U	NO	R		UJ													Pj-,D-
2-Methylphenol	1.0		ug/L	U	NO	R		UJ													Pj-,D-
2-Nitroaniline	2.0		ug/L	U	NO	R		UJ													Pj-,D-
2-Nitrophenol	2.0		ug/L	U	YES	R		UJ													Pj-,D-
3,3'-Dichlorobenzidine	5.0		ug/L	U	NO	R		UJ			UJ										Pj-,D-,H-
3-Nitroaniline	2.0		ug/L	U	NO	R		UJ													Pj-,D-
4,6-Dinitro-2-methylphenol	5.0		ug/L	U	NO	R		UJ													Pj-,D-
4-Bromophenyl phenyl ether	2.0		ug/L	U	NO	R		UJ													Pj-,D-
4-Chloro-3-methylphenol	2.0		ug/L	U	NO	R		UJ													Pj-,D-
4-Chloroaniline	2.0		ug/L	U	NO	R		UJ													Pj-,D-
4-Chlorophenyl phenyl ether	2.0		ug/L	U	NO	R		UJ													Pj-,D-
4-Methylphenol	1.0		ug/L	U	NO	R		UJ													Pj-,D-
4-Nitroanaline	2.0		ug/L	U	NO	R		UJ													Pj-,D-
4-Nitrophenol	5.0		ug/L	U	NO	R		UJ													Pj-,D-
Acenaphthene	0.20		ug/L	U	NO	R		UJ													Pj-,D-
Acenaphthylene	0.20		ug/L	U	NO	R		UJ													Pj-,D-
Anthracene	0.20		ug/L	U	NO	R		UJ													Pj-,D-

* Overall result qualifier reflects summation of qualifiers added during automated data review and any qualifiers added manually for categories not assessed by automated data review

Sample Qualification Report with Reason Codes (All Results sorted by Client Sample ID)

Client Sample ID : FWGLL12mw-183C-0482-GW **Lab Report Batch :** A7G110101 **Lab ID :** STLCAN

Sample Date : 07/10/2007 **Analysis Type: RE** **Sample Matrix :** AQ

Lab Sample ID: A7G110101012

Reviewed By / Date : H Medley 9/7/2007 **Approved By / Date :**

Analyte Name	Result	Uncertainty / Error	Result Units	Lab Qual	Rep Res	Overall Qual*	Temp	HT	MB	LCS	MS	Lab Dup	Surr	Rep Limit	Moist Tot/Dis	Field QC	Tune	IC	ICV	CV / CCV	Reason Codes
Analysis Method : 8270C						**Dilution: 1**															
Benzo(a)anthracene	0.20		ug/L	U	NO	R		UJ													Pj-,D-
Benzo(a)pyrene	0.20		ug/L	U	NO	R		UJ													Pj-,D-
Benzo(b)fluoranthene	0.20		ug/L	U	NO	R		UJ													Pj-,D-
BENZO(G,H,I)PERYLENE	0.20		ug/L	U	NO	R		UJ													Pj-,D-
Benzo(k)fluoranthene	0.20		ug/L	U	NO	R		UJ													Pj-,D-
Benzoic acid	10		ug/L	U	YES	UJ		UJ													D-
Benzyl alcohol	5.0		ug/L	U	NO	R		UJ													Pj-,D-
bis(2-Chloroethoxy)methane	1.0		ug/L	U	NO	R		UJ													Pj-,D-
bis(2-Chloroethyl) ether	1.0		ug/L	U	NO	R		UJ													Pj-,D-
bis(2-Ethylhexyl) phthalate	1.2		ug/L	J B	NO	R		J						J							Pj-
Butylbenzyl Phthalate	1.0		ug/L	U	NO	R		UJ													Pj-,D-
Carbazole	1.0		ug/L	U	NO	R		UJ													Pj-,D-
Chrysene	0.20		ug/L	U	NO	R		UJ													Pj-,D-
dibenzo(a,h)anthracene	0.20		ug/L	U	NO	R		UJ													Pj-,D-
Dibenzofuran	1.0		ug/L	U	NO	R		UJ													Pj-,D-
Diethyl phthalate	1.0		ug/L	U	NO	R		UJ													Pj-,D-
Dimethyl phthalate	1.0		ug/L	U	NO	R		UJ													Pj-,D-
Di-n-butyl phthalate	1.0		ug/L	U	NO	R		UJ													Pj-,D-
Di-n-octyl phthalate	1.0		ug/L	U	NO	R		UJ													Pj-,D-
Fluoranthene	0.20		ug/L	U	NO	R		UJ													Pj-,D-
Fluorene	0.20		ug/L	U	NO	R		UJ													Pj-,D-
Hexachlorobenzene	0.20		ug/L	U	NO	R		UJ													Pj-,D-
Hexachlorobutadiene	1.0		ug/L	U	NO	R		UJ													Pj-,D-
Hexachlorocyclopentadiene	10		ug/L	U	YES	R		UJ		R	UJ										Pj-,D-,J-,
Hexachloroethane	1.0		ug/L	U	NO	R		UJ													Pj-,D-
Indeno(1,2,3-cd)pyrene	0.20		ug/L	U	NO	R		UJ													Pj-,D-
Isophorone	1.0		ug/L	U	NO	R		UJ													Pj-,D-
Naphthalene	0.20		ug/L	U	NO	R		UJ													Pj-,D-
Nitrobenzene	1.0		ug/L	U	NO	R		UJ													Pj-,D-
N-nitroso-di-n-propylamine	1.0		ug/L	U	NO	R		UJ													Pj-,D-
N-Nitrosodiphenylamine	1.0		ug/L	U	NO	R		UJ													Pj-,D-

* Overall result qualifier reflects summation of qualifiers added during automated data review and any qualifiers added manually for categories not assessed by automated data review

Sample Qualification Report with Reason Codes (All Results sorted by Client Sample ID)

Client Sample ID : FWGLL12mw-183C-0482-GW **Lab Report Batch :** A7G110101 **Lab ID :** STLCAN

Sample Date : 07/10/2007 **Analysis Type: RE** **Sample Matrix :** AQ

Lab Sample ID: A7G110101012

Reviewed By / Date : H Medley 9/7/2007 **Approved By / Date :**

Analyte Name	Result	Uncertainty / Error	Result Units	Lab Qual	Rep Res	Overall Qual*	Temp	HT	MB	LCS	MS	Lab Dup	Surr	Rep Limit	Moist Tot/Dis	Field QC	Tune	IC	ICV	CV / CCV	Reason Codes
Analysis Method : 8270C						**Dilution: 1**															
Pentachlorophenol	5.0		ug/L	U	NO	R		UJ													Pj-,D-
Phenanthrene	0.20		ug/L	U	NO	R		UJ													Pj-,D-
Phenol	1.0		ug/L	U	NO	R		UJ													Pj-,D-
Pyrene	0.20		ug/L	U	NO	R		UJ													Pj-,D-

* Overall result qualifier reflects summation of qualifiers added during automated data review and any qualifiers added manually for categories not assessed by automated data review

Sample Qualification Report with Reason Codes (All Results sorted by Client Sample ID)

Client Sample ID : FWGLL12mw-183C-0482-GW **Lab Report Batch :** A7G110101 **Lab ID :** STLCAN

Sample Date : 07/10/2007 **Analysis Type: RES** **Sample Matrix :** AQ

Lab Sample ID: A7G110101012

Reviewed By / Date : Heather Medley 9/7/07 **Approved By / Date :**

Analyte Name	Result	Uncertainty / Error	Result Units	Lab Qual	Rep Res	Overall Qual*	Temp	HT	MB	LCS	MS	Lab Dup	Surr	Rep Limit	Moist Tot/Dis	Field QC	Tune	IC	ICV	CV / CCV	Reason Codes
Analysis Method : 353.2						**Dilution: 1**															
Nitrate as N (NO3-N)	0.1		mg/L	U	YES																
Analysis Method : 353.2 Modified						**Dilution: 1**															
Nitrocellulose	0.50		mg/L	U	YES																
Analysis Method : 8081A						**Dilution: 1**															
4,4'-DDD	0.030		ug/L	U	YES																
4,4'-DDE	0.030		ug/L	U	YES																
4,4'-DDT	0.030		ug/L	U	YES																
Aldrin	0.030		ug/L	U	YES																
alpha-BHC	0.030		ug/L	U	YES																
alpha-Chordane	0.030		ug/L	U	YES																
beta-BHC	0.030		ug/L	U	YES																
delta-BHC	0.030		ug/L	U	YES																
Dieldrin	0.030		ug/L	U	YES																
Endosulfan I	0.025		ug/L	U	YES	UJ				UJ											J-
Endosulfan II	0.025		ug/L	U	YES																
Endosulfan sulfate	0.030		ug/L	U	YES																
Endrin	0.030		ug/L	U	YES																
Endrin aldehyde	0.030		ug/L	U	YES																
Endrin ketone	0.030		ug/L	U	YES																
gamma-BHC	0.030		ug/L	U	YES																
gamma-Chlordane	0.030		ug/L	U	YES																
Heptachlor	0.030		ug/L	U	YES																
Heptachlor epoxide	0.030		ug/L	U	YES																
Methoxychlor	0.10		ug/L	U	YES																
Toxaphene	2.0		ug/L	U	YES																
Analysis Method : 8082						**Dilution: 1**															
Aroclor 1016	0.50		ug/L	U	YES																
Aroclor 1221	0.50		ug/L	U	YES																
Aroclor 1232	0.50		ug/L	U	YES																
Aroclor 1242	0.50		ug/L	U	YES																
Aroclor 1248	0.50		ug/L	U	YES																
Aroclor 1254	0.50		ug/L	U	YES																

* Overall result qualifier reflects summation of qualifiers added during automated data review and any qualifiers added manually for categories not assessed by automated data review

Sample Qualification Report with Reason Codes (All Results sorted by Client Sample ID)

Client Sample ID : FWGLL12mw-183C-0482-GW **Lab Report Batch :** A7G110101 **Lab ID :** STLCAN

Sample Date : 07/10/2007 **Analysis Type: RES** **Sample Matrix :** AQ

Lab Sample ID: A7G110101012

Reviewed By / Date : Heather Medley 9/7/07 **Approved By / Date :**

Analyte Name	Result	Uncertainty / Error	Result Units	Lab Qual	Rep Res	Overall Qual*	Temp	HT	MB	LCS	MS	Lab Dup	Surr	Rep Limit	Moist Tot/Dis	Field QC	Tune	IC	ICV	CV / CCV	Reason Codes
Analysis Method : 8082						**Dilution: 1**															
Aroclor 1260	0.50		ug/L	U	YES																
Analysis Method : 8260B						**Dilution: 1**															
1,1,1-Trichloroethane	1.0		ug/L	U	YES																
1,1,2,2-Tetrachloroethane	1.0		ug/L	U	YES																
1,1,2-Trichloroethane	1.0		ug/L	U	YES																
1,1-Dichloroethane	1.0		ug/L	U	YES																
1,1-Dichloroethene	1.0		ug/L	U	YES																
1,2-Dibromoethane	1.0		ug/L	U	YES																
1,2-Dichloroethane	1.0		ug/L	U	YES																
1,2-Dichloroethene (total)	1.0		ug/L	U	YES																
1,2-Dichloropropane	1.0		ug/L	U	YES																
2-Butanone	10		ug/L	U	YES	UJ					UJ										H-
2-Hexanone	10		ug/L	U	YES	R					UJ									R	Pj-,W-,H-
4-Methyl-2-pentanone	10		ug/L	U	YES	UJ					UJ										Pj-,H-
Acetone	10		ug/L	U	YES	R					UJ										Pj-,H-
Benzene	1.0		ug/L	U	YES																
Bromochloromethane	1.0		ug/L	U	YES																
Bromodichloromethane	1.0		ug/L	U	YES																
Bromoform	1.0		ug/L	U	YES																
Bromomethane	1.0		ug/L	U	YES	UJ													UJ		U-
Carbon disulfide	1.0		ug/L	U	YES																
Carbon tetrachloride	1.0		ug/L	U	YES																
Chlorobenzene	1.0		ug/L	U	YES																
Chloroethane	1.0		ug/L	U	YES																
Chloroform	1.0		ug/L	U	YES																
Chloromethane	1.0		ug/L	U	YES																
cis-1,2-Dichloroethene	1.0		ug/L	U	YES																
cis-1,3-Dichloropropene	1.0		ug/L	U	YES																
Dibromochloromethane	1.0		ug/L	U	YES																
Ethylbenzene	1.0		ug/L	U	YES																
M&P-XYLENES	2.0		ug/L	U	YES																

* Overall result qualifier reflects summation of qualifiers added during automated data review and any qualifiers added manually for categories not assessed by automated data review

Sample Qualification Report with Reason Codes (All Results sorted by Client Sample ID)

Client Sample ID : FWGLL12mw-183C-0482-GW **Lab Report Batch :** A7G110101 **Lab ID :** STLCAN

Sample Date : 07/10/2007 **Analysis Type: RES** **Sample Matrix :** AQ

Lab Sample ID: A7G110101012

Reviewed By / Date : H Medley 9/7/2007 **Approved By / Date :**

Analyte Name	Result	Uncertainty / Error	Result Units	Lab Qual	Rep Res	Overall Qual*	Temp	HT	MB	LCS	MS	Lab Dup	Surr	Rep Limit	Moist Tot/Dis	Field QC	Tune	IC	ICV	CV / CCV	Reason Codes
Analysis Method : 8260B						**Dilution: 1**															
Methylene chloride	2.0		ug/L	U	YES																
o-Xylene	1.0		ug/L	U	YES																
Styrene	1.0		ug/L	U	YES																
Tetrachloroethene	1.0		ug/L	U	YES																
Toluene	1.0		ug/L	U	YES																
TOTAL XYLENES	2.0		ug/L	U	YES																
trans-1,2-Dichloroethene	1.0		ug/L	U	YES																
trans-1,3-Dichloropropene	1.0		ug/L	U	YES																
Trichloroethene	1.0		ug/L	U	YES																
Vinyl chloride	1.0		ug/L	U	YES																
Analysis Method : 8270C						**Dilution: 1**															
1,2,4-Trichlorobenzene	1.0		ug/L	U	YES																
1,2-Dichlorobenzene	1.0		ug/L	U	YES																
1,3-Dichlorobenzene	1.0		ug/L	U	YES																
1,4-Dichlorobenzene	1.0		ug/L	U	YES																
2,2-OXYBIS (1-CHLOROPROPANE)	1.0		ug/L	U	YES																
2,4,5-Trichlorophenol	5.0		ug/L	U	YES																
2,4,6-Trichlorophenol	5.0		ug/L	U	NO	R				R											J-
2,4-Dichlorophenol	2.0		ug/L	U	NO	R				R											J-
2,4-Dimethylphenol	2.0		ug/L	U	YES	UJ					UJ										H-
2,4-Dinitrophenol	5.0		ug/L	U	YES																
2,4-Dinitrotoluene	5.0		ug/L	U	YES																
2,6-Dinitrotoluene	5.0		ug/L	U	YES																
2-Chloronaphthalene	1.0		ug/L	U	YES																
2-Chlorophenol	1.0		ug/L	U	NO	R				R											J-
2-Methylnaphthalene	0.20		ug/L	U	YES																
2-Methylphenol	1.0		ug/L	U	YES																
2-Nitroaniline	2.0		ug/L	U	YES																
2-Nitrophenol	2.0		ug/L	U	NO	R				R											J-
3,3'-Dichlorobenzidine	5.0		ug/L	U	YES	UJ					UJ										H-
3-Nitroaniline	2.0		ug/L	U	YES																

* Overall result qualifier reflects summation of qualifiers added during automated data review and any qualifiers added manually for categories not assessed by automated data review

Sample Qualification Report with Reason Codes (All Results sorted by Client Sample ID)

Client Sample ID : FWGLL12mw-183C-0482-GW **Lab Report Batch :** A7G110101 **Lab ID :** STLCAN

Sample Date : 07/10/2007 **Analysis Type: RES** **Sample Matrix :** AQ

Lab Sample ID: A7G110101012

Reviewed By / Date : H Medley 9/7/2007 **Approved By / Date :**

Analyte Name	Result	Uncertainty / Error	Result Units	Lab Qual	Rep Res	Overall Qual*	Temp	HT	MB	LCS	MS	Lab Dup	Surr	Rep Limit	Moist Tot/Dis	Field QC	Tune	IC	ICV	CV / CCV	Reason Codes
Analysis Method : 8270C						**Dilution: 1**															
4,6-Dinitro-2-methylphenol	5.0		ug/L	U	YES																
4-Bromophenyl phenyl ether	2.0		ug/L	U	YES																
4-Chloro-3-methylphenol	2.0		ug/L	U	YES																
4-Chloroaniline	2.0		ug/L	U	YES																
4-Chlorophenyl phenyl ether	2.0		ug/L	U	YES																
4-Methylphenol	1.0		ug/L	U	YES																
4-Nitroanaline	2.0		ug/L	U	YES																
4-Nitrophenol	5.0		ug/L	U	YES																
Acenaphthene	0.20		ug/L	U	YES																
Acenaphthylene	0.20		ug/L	U	YES																
Anthracene	0.20		ug/L	U	YES																
Benzo(a)anthracene	0.20		ug/L	U	YES																
Benzo(a)pyrene	0.20		ug/L	U	YES																
Benzo(b)fluoranthene	0.20		ug/L	U	YES																
BENZO(G,H,I)PERYLENE	0.20		ug/L	U	YES																
Benzo(k)fluoranthene	0.20		ug/L	U	YES																
Benzoic acid	10		ug/L	U	NO	R				R	UJ										I,J-,H-
Benzyl alcohol	5.0		ug/L	U	YES																
bis(2-Chloroethoxy)methane	1.0		ug/L	U	YES																
bis(2-Chloroethyl) ether	1.0		ug/L	U	YES																
bis(2-Ethylhexyl) phthalate	2.1		ug/L	J B	YES	J								J							L
Butylbenzyl Phthalate	1.0		ug/L	U	YES																
Carbazole	1.0		ug/L	U	YES																
Chrysene	0.20		ug/L	U	YES																
dibenzo(a,h)anthracene	0.20		ug/L	U	YES																
Dibenzofuran	1.0		ug/L	U	YES																
Diethyl phthalate	1.0		ug/L	U	YES																
Dimethyl phthalate	1.0		ug/L	U	YES																
Di-n-butyl phthalate	1.0		ug/L	U	YES																
Di-n-octyl phthalate	1.0		ug/L	U	YES																
Fluoranthene	0.20		ug/L	U	YES																

* Overall result qualifier reflects summation of qualifiers added during automated data review and any qualifiers added manually for categories not assessed by automated data review

Sample Qualification Report with Reason Codes (All Results sorted by Client Sample ID)

Client Sample ID : FWGLL12mw-183C-0482-GW **Lab Report Batch :** A7G110101 **Lab ID :** STLCAN

Sample Date : 07/10/2007 **Analysis Type: RES** **Sample Matrix :** AQ

Lab Sample ID: A7G110101012

Reviewed By / Date : H Medley 9/7/2007 **Approved By / Date :**

Analyte Name	Result	Uncertainty / Error	Result Units	Lab Qual	Rep Res	Overall Qual*	Temp	HT	MB	LCS	MS	Lab Dup	Surr	Rep Limit	Moist Tot/Dis	Field QC	Tune	IC	ICV	CV / CCV	Reason Codes
Analysis Method : 8270C						**Dilution: 1**															
Fluorene	0.20		ug/L	U	YES																
Hexachlorobenzene	0.20		ug/L	U	YES																
Hexachlorobutadiene	1.0		ug/L	U	YES																
Hexachlorocyclopentadiene	10		ug/L	U	NO	R				R	UJ										H-,J-
Hexachloroethane	1.0		ug/L	U	YES	UJ					UJ										H-
Indeno(1,2,3-cd)pyrene	0.20		ug/L	U	YES																
Isophorone	1.0		ug/L	U	YES																
Naphthalene	0.20		ug/L	U	YES																
Nitrobenzene	1.0		ug/L	U	YES																
N-nitroso-di-n-propylamine	1.0		ug/L	U	YES																
N-Nitrosodiphenylamine	1.0		ug/L	U	YES																
Pentachlorophenol	5.0		ug/L	U	YES																
Phenanthrene	0.20		ug/L	U	YES																
Phenol	1.0		ug/L	U	YES																
Pyrene	0.20		ug/L	U	YES																
Analysis Method : 9012A						**Dilution: 1**															
Cyanide	0.010		mg/L	U	YES																
Analysis Method : SW8330 Modified						**Dilution: 1**															
Nitroguanidine	20		ug/L	U	YES																

* Overall result qualifier reflects summation of qualifiers added during automated data review and any qualifiers added manually for categories not assessed by automated data review

Sample Qualification Report with Reason Codes (All Results sorted by Client Sample ID)

Client Sample ID : FWGLL12mw-186C-0483-GF **Lab Report Batch :** A7G110101 **Lab ID :** STLCAN

Sample Date : 07/10/2007 **Analysis Type: RES/TOT** **Sample Matrix :** AQ

Lab Sample ID: A7G110101015

Reviewed By / Date : Heather Mallay 9/7/07 **Approved By / Date :**

Analyte Name	Result	Uncertainty / Error	Result Units	Lab Qual	Rep Res	Overall Qual*	Temp	HT	MB	LCS	MS	Lab Dup	Surr	Rep Limit	Moist Tot/Dis	Field QC	Tune	IC	ICV	CV / CCV	Reason Codes
Analysis Method : 6010B						**Dilution: 1**															
Arsenic	5.0		ug/L	U	YES																
Barium	45.0		ug/L	J	YES																
Calcium	135000		ug/L	J	YES																
Chromium	5.0		ug/L	U	YES	R															Pj-
Cobalt	1.9		ug/L	B	YES	J								J							L
Copper	5.0		ug/L	U	YES																
Lead	3.0		ug/L	U	YES																
Magnesium	61300		ug/L		YES																
Manganese	398		ug/L	J	YES																
Nickel	2.5		ug/L	B	YES	J								J							L
Potassium	1560		ug/L	J	YES																
Selenium	5.0		ug/L	U	YES																
Silver	5.0		ug/L	U	YES																
Sodium	15300		ug/L		YES																
Vanadium	10.0		ug/L	U	YES																
Analysis Method : 6020						**Dilution: 1**															
Aluminum	6.4		ug/L	B	YES	J								J							L, Pj
Antimony	0.17		ug/L	B	YES	J								J							L
Beryllium	1.0		ug/L	U	YES																
Cadmium	0.50		ug/L	U	YES																
Iron	941		ug/L	J	YES	J															
Thallium	0.031		ug/L	B	YES	J								J							L
Zinc	4.3		ug/L	B	YES	J								J							L
Analysis Method : 7470A						**Dilution: 1**															
Mercury	0.20		ug/L	U	YES																

* Overall result qualifier reflects summation of qualifiers added during automated data review and any qualifiers added manually for categories not assessed by automated data review

Sample Qualification Report with Reason Codes (All Results sorted by Client Sample ID)

Client Sample ID : FWGLL12mw-186C-0483-GW **Lab Report Batch :** A7G110101 **Lab ID :** STLCAN

Sample Date : 07/10/2007 **Analysis Type: DL** **Sample Matrix :** AQ

Lab Sample ID: A7G110101014

Reviewed By / Date : Heather Holley 9/7/07 **Approved By / Date :**

Analyte Name	Result	Uncertainty / Error	Result Units	Lab Qual	Rep Res	Overall Qual*	Temp	HT	MB	LCS	MS	Lab Dup	Surr	Rep Limit	Moist Tot/Dis	Field QC	Tune	IC	ICV	CV / CCV	Reason Codes
Analysis Method : 8330						**Dilution: 1.2**															
1,3,5-Trinitrobenzene	0.12		ug/L	U	YES																
1,3-Dinitrobenzene	0.12		ug/L	U	YES																
2,4,6-TNT	0.12		ug/L	U	YES																
2,4-Dinitrotoluene	0.12		ug/L	U	YES																
2,6-Dinitrotoluene	0.12		ug/L	U	YES																
2-Amino-4,6-dinitrotoluene	0.12		ug/L	U	YES																
2-Nitrotoluene	0.60		ug/L	U	YES																
3-Nitrotoluene	0.60		ug/L	U	YES																
4-Amino-2,6-Dinitrotoluene	0.12		ug/L	U	YES																
4-Nitrotoluene	0.60		ug/L	U	YES																
HMX	0.12		ug/L	U	YES																
Nitrobenzene	0.12		ug/L	U	YES																
NITROGLYCERINE	0.78		ug/L	U	YES																
Pentaerythritol Tetranitrate (PETN)	0.78		ug/L	U	YES																
RDX	0.093		ug/L	J	YES	BJ								J		HB					L, N
TETRYL	0.12		ug/L	U	YES																

* Overall result qualifier reflects summation of qualifiers added during automated data review and any qualifiers added manually for categories not assessed by automated data review

Sample Qualification Report with Reason Codes (All Results sorted by Client Sample ID)

Client Sample ID : FWGLL12mw-186C-0483-GW **Lab Report Batch :** A7G110101 **Lab ID :** STLCAN

Sample Date : 07/10/2007 **Analysis Type: RE** **Sample Matrix :** AQ

Lab Sample ID: A7G110101014

Reviewed By / Date : H Medley 9/7/2007 **Approved By / Date :**

Analyte Name	Result	Uncertainty / Error	Result Units	Lab Qual	Rep Res	Overall Qual*	Temp	HT	MB	LCS	MS	Lab Dup	Surr	Rep Limit	Moist Tot/Dis	Field QC	Tune	IC	ICV	CV / CCV	Reason Codes
Analysis Method : 8270C						**Dilution: 1**															
1,2,4-Trichlorobenzene	1.0		ug/L	U	NO	R		UJ													Pj-,D-
1,2-Dichlorobenzene	1.0		ug/L	U	NO	R		UJ													Pj-,D-
1,3-Dichlorobenzene	1.0		ug/L	U	NO	R		UJ													Pj-,D-
1,4-Dichlorobenzene	1.0		ug/L	U	NO	R		UJ													Pj-,D-
2,2-OXYBIS (1-CHLOROPROPANE)	1.0		ug/L	U	NO	R		UJ													Pj-,D-
2,4,5-Trichlorophenol	5.0		ug/L	U	NO	R		UJ													Pj-,D-
2,4,6-Trichlorophenol	5.0		ug/L	U	YES	UJ		UJ													D-
2,4-Dichlorophenol	2.0		ug/L	U	YES	UJ		UJ													D-
2,4-Dimethylphenol	2.0		ug/L	U	NO	R		UJ													Pj-,D-
2,4-Dinitrophenol	5.0		ug/L	U	NO	R		UJ													Pj-,D-
2,4-Dinitrotoluene	5.0		ug/L	U	NO	R		UJ													Pj-,D-
2,6-Dinitrotoluene	5.0		ug/L	U	NO	R		UJ													Pj-,D-
2-Chloronaphthalene	1.0		ug/L	U	NO	R		UJ													Pj-,D-
2-Chlorophenol	1.0		ug/L	U	YES	UJ		UJ													D-
2-Methylnaphthalene	0.20		ug/L	U	NO	R		UJ													Pj-,D-
2-Methylphenol	1.0		ug/L	U	NO	R		UJ													Pj-,D-
2-Nitroaniline	2.0		ug/L	U	NO	R		UJ													Pj-,D-
2-Nitrophenol	2.0		ug/L	U	YES	UJ		UJ													D-
3,3'-Dichlorobenzidine	5.0		ug/L	U	NO	R		UJ													Pj-,D-
3-Nitroaniline	2.0		ug/L	U	NO	R		UJ													Pj-,D-
4,6-Dinitro-2-methylphenol	5.0		ug/L	U	NO	R		UJ													Pj-,D-
4-Bromophenyl phenyl ether	2.0		ug/L	U	NO	R		UJ													Pj-,D-
4-Chloro-3-methylphenol	2.0		ug/L	U	NO	R		UJ													Pj-,D-
4-Chloroaniline	2.0		ug/L	U	NO	R		UJ													Pj-,D-
4-Chlorophenyl phenyl ether	2.0		ug/L	U	NO	R		UJ													Pj-,D-
4-Methylphenol	1.0		ug/L	U	NO	R		UJ													Pj-,D-
4-Nitroanaline	2.0		ug/L	U	NO	R		UJ													Pj-,D-
4-Nitrophenol	5.0		ug/L	U	NO	R		UJ													Pj-,D-
Acenaphthene	0.20		ug/L	U	NO	R		UJ													Pj-,D-
Acenaphthylene	0.20		ug/L	U	NO	R		UJ													Pj-,D-
Anthracene	0.20		ug/L	U	NO	R		UJ													Pj-,D-

* Overall result qualifier reflects summation of qualifiers added during automated data review and any qualifiers added manually for categories not assessed by automated data review

Sample Qualification Report with Reason Codes (All Results sorted by Client Sample ID)

Client Sample ID : FWGLL12mw-186C-0483-GW **Lab Report Batch :** A7G110101 **Lab ID :** STLCAN

Sample Date : 07/10/2007 **Analysis Type: RE** **Sample Matrix :** AQ

Lab Sample ID: A7G110101014

Reviewed By / Date : H Medley 9/7/2007 **Approved By / Date :**

Analyte Name	Result	Uncertainty / Error	Result Units	Lab Qual	Rep Res	Overall Qual*	Temp	HT	MB	LCS	MS	Lab Dup	Surr	Rep Limit	Moist Tot/Dis	Field QC	Tune	IC	ICV	CV / CCV	Reason Codes
Analysis Method : 8270C						**Dilution: 1**															
Benzo(a)anthracene	0.20		ug/L	U	NO	R		UJ													Pj-,D-
Benzo(a)pyrene	0.20		ug/L	U	NO	R		UJ													Pj-,D-
Benzo(b)fluoranthene	0.20		ug/L	U	NO	R		UJ													Pj-,D-
BENZO(G,H,I)PERYLENE	0.20		ug/L	U	NO	R		UJ													Pj-,D-
Benzo(k)fluoranthene	0.20		ug/L	U	NO	R		UJ													Pj-,D-
Benzoic acid	10		ug/L	U	YES	UJ		UJ													D-
Benzyl alcohol	5.0		ug/L	U	NO	R		UJ													Pj-,D-
bis(2-Chloroethoxy)methane	1.0		ug/L	U	NO	R		UJ													Pj-,D-
bis(2-Chloroethyl) ether	1.0		ug/L	U	NO	R		UJ													Pj-,D-
bis(2-Ethylhexyl) phthalate	2.4		ug/L	J B	NO	R		J						J							Pj-
Butylbenzyl Phthalate	1.0		ug/L	U	NO	R		UJ													Pj-,D-
Carbazole	1.0		ug/L	U	NO	R		UJ													Pj-,D-
Chrysene	0.20		ug/L	U	NO	R		UJ													Pj-,D-
dibenzo(a,h)anthracene	0.20		ug/L	U	NO	R		UJ													Pj-,D-
Dibenzofuran	1.0		ug/L	U	NO	R		UJ													Pj-,D-
Diethyl phthalate	1.0		ug/L	U	NO	R		UJ													Pj-,D-
Dimethyl phthalate	1.0		ug/L	U	NO	R		UJ													Pj-,D-
Di-n-butyl phthalate	1.0		ug/L	U	NO	R		UJ													Pj-,D-
Di-n-octyl phthalate	1.0		ug/L	U	NO	R		UJ													Pj-,D-
Fluoranthene	0.20		ug/L	U	NO	R		UJ													Pj-,D-
Fluorene	0.20		ug/L	U	NO	R		UJ													Pj-,D-
Hexachlorobenzene	0.20		ug/L	U	NO	R		UJ													Pj-,D-
Hexachlorobutadiene	1.0		ug/L	U	NO	R		UJ													Pj-,D-
Hexachlorocyclopentadiene	10		ug/L	U	YES	R		UJ		R											Pj-,D-,J-
Hexachloroethane	1.0		ug/L	U	NO	R		UJ													Pj-,D-
Indeno(1,2,3-cd)pyrene	0.20		ug/L	U	NO	R		UJ													Pj-,D-
Isophorone	1.0		ug/L	U	NO	R		UJ													Pj-,D-
Naphthalene	0.20		ug/L	U	NO	R		UJ													Pj-,D-
Nitrobenzene	1.0		ug/L	U	NO	R		UJ													Pj-,D-
N-nitroso-di-n-propylamine	1.0		ug/L	U	NO	R		UJ													Pj-,D-
N-Nitrosodiphenylamine	1.0		ug/L	U	NO	R		UJ													Pj-,D-

* Overall result qualifier reflects summation of qualifiers added during automated data review and any qualifiers added manually for categories not assessed by automated data review

Sample Qualification Report with Reason Codes (All Results sorted by Client Sample ID)

Client Sample ID : FWGLL12mw-186C-0483-GW **Lab Report Batch :** A7G110101 **Lab ID :** STLCAN

Sample Date : 07/10/2007 **Analysis Type: RE** **Sample Matrix :** AQ

Lab Sample ID: A7G110101014

Reviewed By / Date : H Medley 9/7/2007 **Approved By / Date :**

Analyte Name	Result	Uncertainty / Error	Result Units	Lab Qual	Rep Res	Overall Qual*	Temp	HT	MB	LCS	MS	Lab Dup	Surr	Rep Limit	Moist Tot/Dis	Field QC	Tune	IC	ICV	CV / CCV	Reason Codes
Analysis Method : 8270C						**Dilution: 1**															
Pentachlorophenol	5.0		ug/L	U	NO	R		UJ													Pj-,D-
Phenanthrene	0.20		ug/L	U	NO	R		UJ													Pj-,D-
Phenol	1.0		ug/L	U	NO	R		UJ													Pj-,D-
Pyrene	0.20		ug/L	U	NO	R		UJ													Pj-,D-

* Overall result qualifier reflects summation of qualifiers added during automated data review and any qualifiers added manually for categories not assessed by automated data review

Sample Qualification Report with Reason Codes (All Results sorted by Client Sample ID)

Client Sample ID : FWGLL12mw-186C-0483-GW **Lab Report Batch :** A7G110101 **Lab ID :** STLCAN

Sample Date : 07/10/2007 **Analysis Type: RES** **Sample Matrix :** AQ

Lab Sample ID: A7G110101014

Reviewed By / Date : Heather Mallery 9/7/07 **Approved By / Date :**

Analyte Name	Result	Uncertainty / Error	Result Units	Lab Qual	Rep Res	Overall Qual*	Temp	HT	MB	LCS	MS	Lab Dup	Surr	Rep Limit	Moist Tot/Dis	Field QC	Tune	IC	ICV	CV / CCV	Reason Codes
Analysis Method : 353.2						**Dilution: 1**															
Nitrate as N (NO3-N)	0.02		mg/L	B	YES	J								J							L
Analysis Method : 353.2 Modified						**Dilution: 1**															
Nitrocellulose	0.50		mg/L	U	YES																
Analysis Method : 8081A						**Dilution: 1**															
4,4'-DDD	0.030		ug/L	U	YES	UJ							UJ								G-
4,4'-DDE	0.030		ug/L	U	YES	UJ							UJ								G-
4,4'-DDT	0.030		ug/L	U	YES	UJ							UJ								G-
Aldrin	0.030		ug/L	U	YES	UJ							UJ								G-
alpha-BHC	0.030		ug/L	U	YES	UJ							UJ								G-
alpha-Chordane	0.030		ug/L	U	YES	UJ							UJ								G-
beta-BHC	0.030		ug/L	U	YES	UJ							UJ								G-
delta-BHC	0.030		ug/L	U	YES	UJ							UJ								G-
Dieldrin	0.030		ug/L	U	YES	UJ							UJ								G-
Endosulfan I	0.025		ug/L	U	YES	UJ				UJ			UJ								G-,J-
Endosulfan II	0.025		ug/L	U	YES	UJ							UJ								G-
Endosulfan sulfate	0.030		ug/L	U	YES	UJ							UJ								G-
Endrin	0.030		ug/L	U	YES	UJ							UJ								G-
Endrin aldehyde	0.030		ug/L	U	YES	UJ							UJ								G-
Endrin ketone	0.030		ug/L	U	YES	UJ							UJ								G-
gamma-BHC	0.030		ug/L	U	YES	UJ							UJ								G-
gamma-Chlordane	0.030		ug/L	U	YES	UJ							UJ								G-
Heptachlor	0.030		ug/L	U	YES	UJ							UJ								G-
Heptachlor epoxide	0.030		ug/L	U	YES	UJ							UJ								G-
Methoxychlor	0.10		ug/L	U	YES	UJ							UJ								G-
Toxaphene	2.0		ug/L	U	YES	UJ							UJ								G-
Analysis Method : 8082						**Dilution: 1**															
Aroclor 1016	0.50		ug/L	U	YES	UJ							UJ								G-
Aroclor 1221	0.50		ug/L	U	YES	UJ							UJ								G-
Aroclor 1232	0.50		ug/L	U	YES	UJ							UJ								G-
Aroclor 1242	0.50		ug/L	U	YES	UJ							UJ								G-
Aroclor 1248	0.50		ug/L	U	YES	UJ							UJ								G-
Aroclor 1254	0.50		ug/L	U	YES	UJ							UJ								G-

* Overall result qualifier reflects summation of qualifiers added during automated data review and any qualifiers added manually for categories not assessed by automated data review

Sample Qualification Report with Reason Codes (All Results sorted by Client Sample ID)

Client Sample ID : FWGLL12mw-186C-0483-GW **Lab Report Batch :** A7G110101 **Lab ID :** STLCAN

Sample Date : 07/10/2007 **Analysis Type: RES** **Sample Matrix :** AQ

Lab Sample ID: A7G110101014

Reviewed By / Date : Heather McCoy 9/7/07 **Approved By / Date :**

Analyte Name	Result	Uncertainty / Error	Result Units	Lab Qual	Rep Res	Overall Qual*	Temp	HT	MB	LCS	MS	Lab Dup	Surr	Rep Limit	Moist Tot/Dis	Field QC	Tune	IC	ICV	CV / CCV	Reason Codes
Analysis Method : 8082						**Dilution: 1**															
Aroclor 1260	0.50		ug/L	U	YES	UJ							UJ								G-
Analysis Method : 8260B						**Dilution: 1**															
1,1,1-Trichloroethane	1.0		ug/L	U	YES																
1,1,2,2-Tetrachloroethane	1.0		ug/L	U	YES																
1,1,2-Trichloroethane	1.0		ug/L	U	YES																
1,1-Dichloroethane	1.0		ug/L	U	YES																
1,1-Dichloroethene	1.0		ug/L	U	YES																
1,2-Dibromoethane	1.0		ug/L	U	YES																
1,2-Dichloroethane	1.0		ug/L	U	YES																
1,2-Dichloroethene (total)	1.0		ug/L	U	YES																
1,2-Dichloropropane	1.0		ug/L	U	YES																
2-Butanone	10		ug/L	U	YES	UJ					UJ										H-
2-Hexanone	10		ug/L	U	YES	R					UJ									R	Pj-,W-,H-
4-Methyl-2-pentanone	10		ug/L	U	YES	UJ					UJ										Pj-,H-
Acetone	10		ug/L	U	YES	R															Pj-
Benzene	1.0		ug/L	U	YES																
Bromochloromethane	1.0		ug/L	U	YES																
Bromodichloromethane	1.0		ug/L	U	YES																
Bromoform	1.0		ug/L	U	YES																
Bromomethane	1.0		ug/L	U	YES	UJ													UJ		U-
Carbon disulfide	1.0		ug/L	U	YES																
Carbon tetrachloride	1.0		ug/L	U	YES																
Chlorobenzene	1.0		ug/L	U	YES																
Chloroethane	1.0		ug/L	U	YES																
Chloroform	1.0		ug/L	U	YES																
Chloromethane	1.0		ug/L	U	YES																
cis-1,2-Dichloroethene	1.0		ug/L	U	YES																
cis-1,3-Dichloropropene	1.0		ug/L	U	YES																
Dibromochloromethane	1.0		ug/L	U	YES																
Ethylbenzene	1.0		ug/L	U	YES																
M&P-XYLENES	2.0		ug/L	U	YES																

* Overall result qualifier reflects summation of qualifiers added during automated data review and any qualifiers added manually for categories not assessed by automated data review

Sample Qualification Report with Reason Codes (All Results sorted by Client Sample ID)

Client Sample ID : FWGLL12mw-186C-0483-GW **Lab Report Batch :** A7G110101 **Lab ID :** STLCAN

Sample Date : 07/10/2007 **Analysis Type: RES** **Sample Matrix :** AQ

Lab Sample ID: A7G110101014

Reviewed By / Date : H Medley 9/7/2007 **Approved By / Date :**

Analyte Name	Result	Uncertainty / Error	Result Units	Lab Qual	Rep Res	Overall Qual*	Temp	HT	MB	LCS	MS	Lab Dup	Surr	Rep Limit	Moist Tot/Dis	Field QC	Tune	IC	ICV	CV / CCV	Reason Codes
Analysis Method : 8260B						**Dilution: 1**															
Methylene chloride	2.0		ug/L	U	YES																
o-Xylene	1.0		ug/L	U	YES																
Styrene	1.0		ug/L	U	YES																
Tetrachloroethene	1.0		ug/L	U	YES																
Toluene	1.0		ug/L	U	YES																
TOTAL XYLENES	2.0		ug/L	U	YES																
trans-1,2-Dichloroethene	1.0		ug/L	U	YES																
trans-1,3-Dichloropropene	1.0		ug/L	U	YES																
Trichloroethene	1.0		ug/L	U	YES																
Vinyl chloride	1.0		ug/L	U	YES																
Analysis Method : 8270C						**Dilution: 1**															
1,2,4-Trichlorobenzene	1.0		ug/L	U	YES																
1,2-Dichlorobenzene	1.0		ug/L	U	YES																
1,3-Dichlorobenzene	1.0		ug/L	U	YES																
1,4-Dichlorobenzene	1.0		ug/L	U	YES																
2,2-OXYBIS (1-CHLOROPROPANE)	1.0		ug/L	U	YES																
2,4,5-Trichlorophenol	5.0		ug/L	U	YES																
2,4,6-Trichlorophenol	5.0		ug/L	U	NO	R				R											J-
2,4-Dichlorophenol	2.0		ug/L	U	NO	R				R											J-
2,4-Dimethylphenol	2.0		ug/L	U	YES																
2,4-Dinitrophenol	5.0		ug/L	U	YES																
2,4-Dinitrotoluene	5.0		ug/L	U	YES																
2,6-Dinitrotoluene	5.0		ug/L	U	YES																
2-Chloronaphthalene	1.0		ug/L	U	YES																
2-Chlorophenol	1.0		ug/L	U	NO	R				R											J-
2-Methylnaphthalene	0.20		ug/L	U	YES																
2-Methylphenol	1.0		ug/L	U	YES																
2-Nitroaniline	2.0		ug/L	U	YES																
2-Nitrophenol	2.0		ug/L	U	NO	R				R											J-
3,3'-Dichlorobenzidine	5.0		ug/L	U	YES																
3-Nitroaniline	2.0		ug/L	U	YES																

* Overall result qualifier reflects summation of qualifiers added during automated data review and any qualifiers added manually for categories not assessed by automated data review

Sample Qualification Report with Reason Codes (All Results sorted by Client Sample ID)

Client Sample ID : FWGLL12mw-186C-0483-GW **Lab Report Batch :** A7G110101 **Lab ID :** STLCAN

Sample Date : 07/10/2007 **Analysis Type: RES** **Sample Matrix :** AQ

Lab Sample ID: A7G110101014

Reviewed By / Date : H Medley 9/7/2007 **Approved By / Date :**

Analyte Name	Result	Uncertainty / Error	Result Units	Lab Qual	Rep Res	Overall Qual*	Temp	HT	MB	LCS	MS	Lab Dup	Surr	Rep Limit	Moist Tot/Dis	Field QC	Tune	IC	ICV	CV / CCV	Reason Codes
Analysis Method : 8270C						**Dilution: 1**															
4,6-Dinitro-2-methylphenol	5.0		ug/L	U	YES																
4-Bromophenyl phenyl ether	2.0		ug/L	U	YES																
4-Chloro-3-methylphenol	2.0		ug/L	U	YES																
4-Chloroaniline	2.0		ug/L	U	YES																
4-Chlorophenyl phenyl ether	2.0		ug/L	U	YES																
4-Methylphenol	1.0		ug/L	U	YES																
4-Nitroanaline	2.0		ug/L	U	YES																
4-Nitrophenol	5.0		ug/L	U	YES																
Acenaphthene	0.20		ug/L	U	YES																
Acenaphthylene	0.20		ug/L	U	YES																
Anthracene	0.20		ug/L	U	YES																
Benzo(a)anthracene	0.20		ug/L	U	YES																
Benzo(a)pyrene	0.20		ug/L	U	YES																
Benzo(b)fluoranthene	0.20		ug/L	U	YES																
BENZO(G,H,I)PERYLENE	0.20		ug/L	U	YES																
Benzo(k)fluoranthene	0.20		ug/L	U	YES																
Benzoic acid	10		ug/L	U	NO	R				R											J-
Benzyl alcohol	5.0		ug/L	U	YES																
bis(2-Chloroethoxy)methane	1.0		ug/L	U	YES																
bis(2-Chloroethyl) ether	1.0		ug/L	U	YES																
bis(2-Ethylhexyl) phthalate	0.97		ug/L	J B	YES	J								J							L
Butylbenzyl Phthalate	1.0		ug/L	U	YES																
Carbazole	1.0		ug/L	U	YES																
Chrysene	0.20		ug/L	U	YES																
dibenzo(a,h)anthracene	0.20		ug/L	U	YES																
Dibenzofuran	1.0		ug/L	U	YES																
Diethyl phthalate	1.0		ug/L	U	YES																
Dimethyl phthalate	1.0		ug/L	U	YES																
Di-n-butyl phthalate	1.0		ug/L	U	YES																
Di-n-octyl phthalate	1.0		ug/L	U	YES																
Fluoranthene	0.20		ug/L	U	YES																

* Overall result qualifier reflects summation of qualifiers added during automated data review and any qualifiers added manually for categories not assessed by automated data review

Sample Qualification Report with Reason Codes (All Results sorted by Client Sample ID)

Client Sample ID : FWGLL12mw-186C-0483-GW **Lab Report Batch :** A7G110101 **Lab ID :** STLCAN

Sample Date : 07/10/2007 **Analysis Type: RES** **Sample Matrix :** AQ

Lab Sample ID: A7G110101014

Reviewed By / Date : H Medley 9/7/2007 **Approved By / Date :**

Analyte Name	Result	Uncertainty / Error	Result Units	Lab Qual	Rep Res	Overall Qual*	Temp	HT	MB	LCS	MS	Lab Dup	Surr	Rep Limit	Moist Tot/Dis	Field QC	Tune	IC	ICV	CV / CCV	Reason Codes
Analysis Method : 8270C						**Dilution: 1**															
Fluorene	0.20		ug/L	U	YES																
Hexachlorobenzene	0.20		ug/L	U	YES																
Hexachlorobutadiene	1.0		ug/L	U	YES																
Hexachlorocyclopentadiene	10		ug/L	U	NO	R				R											J-
Hexachloroethane	1.0		ug/L	U	YES																
Indeno(1,2,3-cd)pyrene	0.20		ug/L	U	YES																
Isophorone	1.0		ug/L	U	YES																
Naphthalene	0.20		ug/L	U	YES																
Nitrobenzene	1.0		ug/L	U	YES																
N-nitroso-di-n-propylamine	1.0		ug/L	U	YES																
N-Nitrosodiphenylamine	1.0		ug/L	U	YES																
Pentachlorophenol	5.0		ug/L	U	YES																
Phenanthrene	0.20		ug/L	U	YES																
Phenol	1.0		ug/L	U	YES																
Pyrene	0.20		ug/L	U	YES																
Analysis Method : 9012A						**Dilution: 1**															
Cyanide	0.025		mg/L		YES																
Analysis Method : SW8330 Modified						**Dilution: 1**															
Nitroguanidine	20		ug/L	U	YES																

* Overall result qualifier reflects summation of qualifiers added during automated data review and any qualifiers added manually for categories not assessed by automated data review

Sample Qualification Report with Reason Codes (All Results sorted by Client Sample ID)

Client Sample ID : FWGLL12mw-DUP2-0498-GF **Lab Report Batch :** A7G110101 **Lab ID :** STLCAN

Sample Date : 07/10/2007 **Analysis Type: RES/TOT** **Sample Matrix :** AQ

Lab Sample ID: A7G110101024

Reviewed By / Date : Heather Reddy 9/7/07 **Approved By / Date :**

Analyte Name	Result	Uncertainty / Error	Result Units	Lab Qual	Rep Res	Overall Qual*	Temp	HT	MB	LCS	MS	Lab Dup	Surr	Rep Limit	Moist Tot/Dis	Field QC	Tune	IC	ICV	CV / CCV	Reason Codes
Analysis Method : 6010B						**Dilution: 1**															
Arsenic	71.7		ug/L		YES	J															Pj
Barium	85.0		ug/L	J	YES																
Calcium	85200		ug/L	J	YES																
Chromium	5.0		ug/L	U	YES	R															Pj-
Cobalt	5.0		ug/L	U	YES																
Copper	5.0		ug/L	U	YES																
Lead	3.0		ug/L	U	YES																
Magnesium	67800		ug/L		YES																
Manganese	54.5		ug/L	J	YES																
Nickel	10.0		ug/L	U	YES																
Potassium	4210		ug/L	J	YES																
Selenium	5.0		ug/L	U	YES																
Silver	5.0		ug/L	U	YES																
Sodium	26800		ug/L		YES																
Vanadium	10.0		ug/L	U	YES																
Analysis Method : 6020						**Dilution: 1**															
Aluminum	50.0		ug/L	U	YES																P
Antimony	0.17		ug/L	B	YES	J								J							L, B
Beryllium	1.0		ug/L	U	YES																
Cadmium	0.50		ug/L	U	YES																
Iron	1930		ug/L	J	YES	J															Pj
Thallium	1.0		ug/L	U	YES																
Zinc	3.5		ug/L	B	YES	J								J							L
Analysis Method : 7470A						**Dilution: 1**															
Mercury	0.20		ug/L	U	YES																

* Overall result qualifier reflects summation of qualifiers added during automated data review and any qualifiers added manually for categories not assessed by automated data review

Sample Qualification Report with Reason Codes (All Results sorted by Client Sample ID)

Client Sample ID : FWGLL12mw-DUP2-0498-GW **Lab Report Batch :** A7G110101 **Lab ID :** STLCAN

Sample Date : 07/10/2007 **Analysis Type: DL** **Sample Matrix :** AQ

Lab Sample ID: A7G110101023

Reviewed By / Date : Heather Mallory 9/7/10 **Approved By / Date :**

Analyte Name	Result	Uncertainty / Error	Result Units	Lab Qual	Rep Res	Overall Qual*	Temp	HT	MB	LCS	MS	Lab Dup	Surr	Rep Limit	Moist Tot/Dis	Field QC	Tune	IC	ICV	CV / CCV	Reason Codes
Analysis Method : 8330						**Dilution: 0.98**															
1,3,5-Trinitrobenzene	0.098		ug/L	U	YES																
1,3-Dinitrobenzene	0.098		ug/L	U	YES																
2,4,6-TNT	0.098		ug/L	U	YES																
2,4-Dinitrotoluene	0.098		ug/L	U	YES																
2,6-Dinitrotoluene	0.098		ug/L	U	YES																
2-Amino-4,6-dinitrotoluene	0.098		ug/L	U	YES																
2-Nitrotoluene	0.49		ug/L	U	YES																
3-Nitrotoluene	0.49		ug/L	U	YES																
4-Amino-2,6-Dinitrotoluene	0.098		ug/L	U	YES																
4-Nitrotoluene	0.49		ug/L	U	YES																
HMX	0.098		ug/L	U	YES																
Nitrobenzene	0.098		ug/L	U	YES																P
NITROGLYCERINE	0.64		ug/L	U	YES																
Pentaerythritol Tetranitrate (PETN)	0.64		ug/L	U	YES																
RDX	0.098		ug/L	U	YES																
TETRYL	0.098		ug/L	U	YES																

* Overall result qualifier reflects summation of qualifiers added during automated data review and any qualifiers added manually for categories not assessed by automated data review

Sample Qualification Report with Reason Codes (All Results sorted by Client Sample ID)

Client Sample ID : FWGLL12mw-DUP2-0498-GW **Lab Report Batch :** A7G110101 **Lab ID :** STLCAN

Sample Date : 07/10/2007 **Analysis Type: RE** **Sample Matrix :** AQ

Lab Sample ID: A7G110101023

Reviewed By / Date : H Medley 9/7/2007 **Approved By / Date :**

Analyte Name	Result	Uncertainty / Error	Result Units	Lab Qual	Rep Res	Overall Qual*	Temp	HT	MB	LCS	MS	Lab Dup	Surr	Rep Limit	Moist Tot/Dis	Field QC	Tune	IC	ICV	CV / CCV	Reason Codes
Analysis Method : 8270C						**Dilution: 1**															
1,2,4-Trichlorobenzene	1.0		ug/L	U	NO	R		UJ													Pj-,D-
1,2-Dichlorobenzene	1.0		ug/L	U	NO	R		UJ													Pj-,D-
1,3-Dichlorobenzene	1.0		ug/L	U	NO	R		UJ													Pj-,D-
1,4-Dichlorobenzene	1.0		ug/L	U	NO	R		UJ													Pj-,D-
2,2-OXYBIS (1-CHLOROPROPANE)	1.0		ug/L	U	NO	R		UJ													Pj-,D-
2,4,5-Trichlorophenol	5.0		ug/L	U	NO	R		UJ													Pj-,D-
2,4,6-Trichlorophenol	5.0		ug/L	U	YES	UJ		UJ													D-
2,4-Dichlorophenol	2.0		ug/L	U	YES	UJ		UJ													D-
2,4-Dimethylphenol	2.0		ug/L	U	NO	R		UJ													Pj-,D-
2,4-Dinitrophenol	5.0		ug/L	U	NO	R		UJ													Pj-,D-
2,4-Dinitrotoluene	5.0		ug/L	U	NO	R		UJ													Pj-,D-
2,6-Dinitrotoluene	5.0		ug/L	U	NO	R		UJ													Pj-,D-
2-Chloronaphthalene	1.0		ug/L	U	NO	R		UJ													Pj-,D-
2-Chlorophenol	1.0		ug/L	U	YES	UJ		UJ													D-
2-Methylnaphthalene	0.20		ug/L	U	NO	R		UJ													Pj-,D-
2-Methylphenol	1.0		ug/L	U	NO	R		UJ													Pj-,D-
2-Nitroaniline	2.0		ug/L	U	NO	R		UJ													Pj-,D-
2-Nitrophenol	2.0		ug/L	U	YES	UJ		UJ													D-
3,3'-Dichlorobenzidine	5.0		ug/L	U	NO	R		UJ													Pj-,D-
3-Nitroaniline	2.0		ug/L	U	NO	R		UJ													Pj-,D-
4,6-Dinitro-2-methylphenol	5.0		ug/L	U	NO	R		UJ													Pj-,D-
4-Bromophenyl phenyl ether	2.0		ug/L	U	NO	R		UJ													Pj-,D-
4-Chloro-3-methylphenol	2.0		ug/L	U	NO	R		UJ													Pj-,D-
4-Chloroaniline	2.0		ug/L	U	NO	R		UJ													Pj-,D-
4-Chlorophenyl phenyl ether	2.0		ug/L	U	NO	R		UJ													Pj-,D-
4-Methylphenol	1.0		ug/L	U	NO	R		UJ													Pj-,D-
4-Nitroanaline	2.0		ug/L	U	NO	R		UJ													Pj-,D-
4-Nitrophenol	5.0		ug/L	U	NO	R		UJ													Pj-,D-
Acenaphthene	0.20		ug/L	U	NO	R		UJ													Pj-,D-
Acenaphthylene	0.20		ug/L	U	NO	R		UJ													Pj-,D-
Anthracene	0.20		ug/L	U	NO	R		UJ													Pj-,D-

* Overall result qualifier reflects summation of qualifiers added during automated data review and any qualifiers added manually for categories not assessed by automated data review

Sample Qualification Report with Reason Codes (All Results sorted by Client Sample ID)

Client Sample ID : FWGLL12mw-DUP2-0498-GW **Lab Report Batch :** A7G110101 **Lab ID :** STLCAN

Sample Date : 07/10/2007 **Analysis Type: RE** **Sample Matrix :** AQ

Lab Sample ID: A7G110101023

Reviewed By / Date : H Medley 9/7/2007 **Approved By / Date :**

Analyte Name	Result	Uncertainty / Error	Result Units	Lab Qual	Rep Res	Overall Qual*	Temp	HT	MB	LCS	MS	Lab Dup	Surr	Rep Limit	Moist Tot/Dis	Field QC	Tune	IC	ICV	CV / CCV	Reason Codes
Analysis Method : 8270C						**Dilution: 1**															
Benzo(a)anthracene	0.20		ug/L	U	NO	R		UJ													Pj-,D-
Benzo(a)pyrene	0.20		ug/L	U	NO	R		UJ													Pj-,D-
Benzo(b)fluoranthene	0.20		ug/L	U	NO	R		UJ													Pj-,D-
BENZO(G,H,I)PERYLENE	0.20		ug/L	U	NO	R		UJ													Pj-,D-
Benzo(k)fluoranthene	0.20		ug/L	U	NO	R		UJ													Pj-,D-
Benzoic acid	10		ug/L	U	YES	UJ		UJ													D-
Benzyl alcohol	5.0		ug/L	U	NO	R		UJ													Pj-,D-
bis(2-Chloroethoxy)methane	1.0		ug/L	U	NO	R		UJ													Pj-,D-
bis(2-Chloroethyl) ether	1.0		ug/L	U	NO	R		UJ													Pj-,D-
bis(2-Ethylhexyl) phthalate	2.4		ug/L	J B	NO	R		J						J							Pj-
Butylbenzyl Phthalate	1.0		ug/L	U	NO	R		UJ													Pj-,D-
Carbazole	1.0		ug/L	U	NO	R		UJ													Pj-,D-
Chrysene	0.20		ug/L	U	NO	R		UJ													Pj-,D-
dibenzo(a,h)anthracene	0.20		ug/L	U	NO	R		UJ													Pj-,D-
Dibenzofuran	1.0		ug/L	U	NO	R		UJ													Pj-,D-
Diethyl phthalate	1.0		ug/L	U	NO	R		UJ													Pj-,D-
Dimethyl phthalate	1.0		ug/L	U	NO	R		UJ													Pj-,D-
Di-n-butyl phthalate	1.0		ug/L	U	NO	R		UJ													Pj-,D-
Di-n-octyl phthalate	1.0		ug/L	U	NO	R		UJ													Pj-,D-
Fluoranthene	0.20		ug/L	U	NO	R		UJ													Pj-,D-
Fluorene	0.20		ug/L	U	NO	R		UJ													Pj-,D-
Hexachlorobenzene	0.20		ug/L	U	NO	R		UJ													Pj-,D-
Hexachlorobutadiene	1.0		ug/L	U	NO	R		UJ													Pj-,D-
Hexachlorocyclopentadiene	10		ug/L	U	YES	R		UJ		R											Pj-,D-,J-
Hexachloroethane	1.0		ug/L	U	NO	R		UJ													Pj-,D-
Indeno(1,2,3-cd)pyrene	0.20		ug/L	U	NO	R		UJ													Pj-,D-
Isophorone	1.0		ug/L	U	NO	R		UJ													Pj-,D-
Naphthalene	0.20		ug/L	U	NO	R		UJ													Pj-,D-
Nitrobenzene	1.0		ug/L	U	NO	R		UJ													Pj-,D-
N-nitroso-di-n-propylamine	1.0		ug/L	U	NO	R		UJ													Pj-,D-
N-Nitrosodiphenylamine	1.0		ug/L	U	NO	R		UJ													Pj-,D-

* Overall result qualifier reflects summation of qualifiers added during automated data review and any qualifiers added manually for categories not assessed by automated data review

Sample Qualification Report with Reason Codes (All Results sorted by Client Sample ID)

Client Sample ID : FWGLL12mw-DUP2-0498-GW **Lab Report Batch :** A7G110101 **Lab ID :** STLCAN

Sample Date : 07/10/2007 **Analysis Type: RE** **Sample Matrix :** AQ

Lab Sample ID: A7G110101023

Reviewed By / Date : H Medley 9/7/2007 **Approved By / Date :**

Analyte Name	Result	Uncertainty / Error	Result Units	Lab Qual	Rep Res	Overall Qual*	Temp	HT	MB	LCS	MS	Lab Dup	Surr	Rep Limit	Moist Tot/Dis	Field QC	Tune	IC	ICV	CV / CCV	Reason Codes
Analysis Method : 8270C						**Dilution: 1**															
Pentachlorophenol	5.0		ug/L	U	NO	R		UJ													Pj-,D-
Phenanthrene	0.20		ug/L	U	NO	R		UJ													Pj-,D-
Phenol	1.0		ug/L	U	NO	R		UJ													Pj-,D-
Pyrene	0.20		ug/L	U	NO	R		UJ													Pj-,D-

* Overall result qualifier reflects summation of qualifiers added during automated data review and any qualifiers added manually for categories not assessed by automated data review

Sample Qualification Report with Reason Codes (All Results sorted by Client Sample ID)

Client Sample ID : FWGLL12mw-DUP2-0498-GW **Lab Report Batch :** A7G110101 **Lab ID :** STLCAN

Sample Date : 07/10/2007 **Analysis Type: RES** **Sample Matrix :** AQ

Lab Sample ID: A7G110101023

Reviewed By / Date : Heather Mallory 9/7/07 **Approved By / Date :**

Analyte Name	Result	Uncertainty / Error	Result Units	Lab Qual	Rep Res	Overall Qual*	Temp	HT	MB	LCS	MS	Lab Dup	Surr	Rep Limit	Moist Tot/Dis	Field QC	Tune	IC	ICV	CV / CCV	Reason Codes
Analysis Method : 353.2						**Dilution: 1**															
Nitrate as N (NO3-N)	0.05		mg/L	B	YES	J								J							L, B
Analysis Method : 353.2 Modified						**Dilution: 1**															
Nitrocellulose	0.50		mg/L	U	YES																
Analysis Method : 8081A						**Dilution: 1**															
4,4'-DDD	0.030		ug/L	U	YES																
4,4'-DDE	0.030		ug/L	U	YES																
4,4'-DDT	0.030		ug/L	U	YES																
Aldrin	0.030		ug/L	U	YES																
alpha-BHC	0.030		ug/L	U	YES																
alpha-Chordane	0.030		ug/L	U	YES																
beta-BHC	0.030		ug/L	U	YES																
delta-BHC	0.030		ug/L	U	YES																
Dieldrin	0.030		ug/L	U	YES																
Endosulfan I	0.025		ug/L	U	YES	UJ				UJ											J-
Endosulfan II	0.025		ug/L	U	YES																
Endosulfan sulfate	0.030		ug/L	U	YES																
Endrin	0.030		ug/L	U	YES																
Endrin aldehyde	0.030		ug/L	U	YES																
Endrin ketone	0.030		ug/L	U	YES																
gamma-BHC	0.030		ug/L	U	YES																
gamma-Chlordane	0.030		ug/L	U	YES																
Heptachlor	0.030		ug/L	U	YES																
Heptachlor epoxide	0.030		ug/L	U	YES																
Methoxychlor	0.10		ug/L	U	YES																
Toxaphene	2.0		ug/L	U	YES																
Analysis Method : 8082						**Dilution: 1**															
Aroclor 1016	0.50		ug/L	U	YES	UJ							UJ								G-
Aroclor 1221	0.50		ug/L	U	YES	UJ							UJ								G-
Aroclor 1232	0.50		ug/L	U	YES	UJ							UJ								G-
Aroclor 1242	0.50		ug/L	U	YES	UJ							UJ								G-
Aroclor 1248	0.50		ug/L	U	YES	UJ							UJ								G-
Aroclor 1254	0.50		ug/L	U	YES	UJ							UJ								G-

* Overall result qualifier reflects summation of qualifiers added during automated data review and any qualifiers added manually for categories not assessed by automated data review

Sample Qualification Report with Reason Codes (All Results sorted by Client Sample ID)

Client Sample ID : FWGLL12mw-DUP2-0498-GW **Lab Report Batch :** A7G110101 **Lab ID :** STLCAN

Sample Date : 07/10/2007 **Analysis Type: RES** **Sample Matrix :** AQ

Lab Sample ID: A7G110101023

Reviewed By / Date : Heather McElroy 9/7/07 **Approved By / Date :**

Analyte Name	Result	Uncertainty / Error	Result Units	Lab Qual	Rep Res	Overall Qual*	Temp	HT	MB	LCS	MS	Lab Dup	Surr	Rep Limit	Moist Tot/Dis	Field QC	Tune	IC	ICV	CV / CCV	Reason Codes
Analysis Method : 8082						**Dilution: 1**															
Aroclor 1260	0.50		ug/L	U	YES	UJ							UJ								G-
Analysis Method : 8260B						**Dilution: 1**															
1,1,1-Trichloroethane	1.0		ug/L	U	YES																
1,1,2,2-Tetrachloroethane	1.0		ug/L	U	YES																
1,1,2-Trichloroethane	1.0		ug/L	U	YES																
1,1-Dichloroethane	1.0		ug/L	U	YES																
1,1-Dichloroethene	1.0		ug/L	U	YES																
1,2-Dibromoethane	1.0		ug/L	U	YES																
1,2-Dichloroethane	1.0		ug/L	U	YES																
1,2-Dichloroethene (total)	1.0		ug/L	U	YES																
1,2-Dichloropropane	1.0		ug/L	U	YES																
2-Butanone	10		ug/L	U	YES	UJ					UJ										H-
2-Hexanone	10		ug/L	U	YES	R					UJ									R	Pj-,W-,H-
4-Methyl-2-pentanone	10		ug/L	U	YES	UJ					UJ										Pj-,H-
Acetone	10		ug/L	U	YES	R															Pj-
Benzene	1.0		ug/L	U	YES																
Bromochloromethane	1.0		ug/L	U	YES																
Bromodichloromethane	1.0		ug/L	U	YES																
Bromoform	1.0		ug/L	U	YES																
Bromomethane	1.0		ug/L	U	YES	UJ													UJ		U-
Carbon disulfide	1.0		ug/L	U	YES																
Carbon tetrachloride	1.0		ug/L	U	YES																
Chlorobenzene	1.0		ug/L	U	YES																
Chloroethane	1.0		ug/L	U	YES																
Chloroform	1.0		ug/L	U	YES																
Chloromethane	0.31		ug/L	J	YES	J								J							L
cis-1,2-Dichloroethene	1.0		ug/L	U	YES																
cis-1,3-Dichloropropene	1.0		ug/L	U	YES																
Dibromochloromethane	1.0		ug/L	U	YES																
Ethylbenzene	1.0		ug/L	U	YES																
M&P-XYLENES	2.0		ug/L	U	YES																

* Overall result qualifier reflects summation of qualifiers added during automated data review and any qualifiers added manually for categories not assessed by automated data review

Sample Qualification Report with Reason Codes (All Results sorted by Client Sample ID)

Client Sample ID : FWGLL12mw-DUP2-0498-GW **Lab Report Batch :** A7G110101 **Lab ID :** STLCAN

Sample Date : 07/10/2007 **Analysis Type: RES** **Sample Matrix :** AQ

Lab Sample ID: A7G110101023

Reviewed By / Date : H Medley 9/7/2007 **Approved By / Date :**

Analyte Name	Result	Uncertainty / Error	Result Units	Lab Qual	Rep Res	Overall Qual*	Temp	HT	MB	LCS	MS	Lab Dup	Surr	Rep Limit	Moist Tot/Dis	Field QC	Tune	IC	ICV	CV / CCV	Reason Codes
Analysis Method : 8260B						**Dilution: 1**															
Methylene chloride	2.0		ug/L	U	YES																
o-Xylene	1.0		ug/L	U	YES																
Styrene	1.0		ug/L	U	YES																
Tetrachloroethene	1.0		ug/L	U	YES																
Toluene	1.0		ug/L	U	YES																
TOTAL XYLENES	2.0		ug/L	U	YES																
trans-1,2-Dichloroethene	1.0		ug/L	U	YES																
trans-1,3-Dichloropropene	1.0		ug/L	U	YES																
Trichloroethene	1.0		ug/L	U	YES																
Vinyl chloride	1.0		ug/L	U	YES																
Analysis Method : 8270C						**Dilution: 1**															
1,2,4-Trichlorobenzene	1.0		ug/L	U	YES																
1,2-Dichlorobenzene	1.0		ug/L	U	YES																
1,3-Dichlorobenzene	1.0		ug/L	U	YES																
1,4-Dichlorobenzene	1.0		ug/L	U	YES																
2,2-OXYBIS (1-CHLOROPROPANE)	1.0		ug/L	U	YES																
2,4,5-Trichlorophenol	5.0		ug/L	U	YES																
2,4,6-Trichlorophenol	5.0		ug/L	U	NO	R				R											J-
2,4-Dichlorophenol	2.0		ug/L	U	NO	R				R											J-
2,4-Dimethylphenol	2.0		ug/L	U	YES																
2,4-Dinitrophenol	5.0		ug/L	U	YES																
2,4-Dinitrotoluene	5.0		ug/L	U	YES																
2,6-Dinitrotoluene	5.0		ug/L	U	YES																
2-Chloronaphthalene	1.0		ug/L	U	YES																
2-Chlorophenol	1.0		ug/L	U	NO	R				R											J-
2-Methylnaphthalene	0.20		ug/L	U	YES																
2-Methylphenol	1.0		ug/L	U	YES																
2-Nitroaniline	2.0		ug/L	U	YES																
2-Nitrophenol	2.0		ug/L	U	NO	R				R											J-
3,3'-Dichlorobenzidine	5.0		ug/L	U	YES																
3-Nitroaniline	2.0		ug/L	U	YES																

* Overall result qualifier reflects summation of qualifiers added during automated data review and any qualifiers added manually for categories not assessed by automated data review

Sample Qualification Report with Reason Codes (All Results sorted by Client Sample ID)

Client Sample ID : FWGLL12mw-DUP2-0498-GW **Lab Report Batch :** A7G110101 **Lab ID :** STLCAN

Sample Date : 07/10/2007 **Analysis Type: RES** **Sample Matrix :** AQ

Lab Sample ID: A7G110101023

Reviewed By / Date : H Medley 9/7/2007 **Approved By / Date :**

Analyte Name	Result	Uncertainty / Error	Result Units	Lab Qual	Rep Res	Overall Qual*	Temp	HT	MB	LCS	MS	Lab Dup	Surr	Rep Limit	Moist Tot/Dis	Field QC	Tune	IC	ICV	CV / CCV	Reason Codes
Analysis Method : 8270C						**Dilution: 1**															
4,6-Dinitro-2-methylphenol	5.0		ug/L	U	YES																
4-Bromophenyl phenyl ether	2.0		ug/L	U	YES																
4-Chloro-3-methylphenol	2.0		ug/L	U	YES																
4-Chloroaniline	2.0		ug/L	U	YES																
4-Chlorophenyl phenyl ether	2.0		ug/L	U	YES																
4-Methylphenol	1.0		ug/L	U	YES																
4-Nitroanaline	2.0		ug/L	U	YES																
4-Nitrophenol	5.0		ug/L	U	YES																
Acenaphthene	0.20		ug/L	U	YES																
Acenaphthylene	0.20		ug/L	U	YES																
Anthracene	0.20		ug/L	U	YES																
Benzo(a)anthracene	0.20		ug/L	U	YES																
Benzo(a)pyrene	0.20		ug/L	U	YES																
Benzo(b)fluoranthene	0.20		ug/L	U	YES																
BENZO(G,H,I)PERYLENE	0.20		ug/L	U	YES																
Benzo(k)fluoranthene	0.20		ug/L	U	YES																
Benzoic acid	10		ug/L	U	NO	R				R											J-
Benzyl alcohol	5.0		ug/L	U	YES																
bis(2-Chloroethoxy)methane	1.0		ug/L	U	YES																
bis(2-Chloroethyl) ether	1.0		ug/L	U	YES																
bis(2-Ethylhexyl) phthalate	2.7		ug/L	J B	YES	J								J							L
Butylbenzyl Phthalate	1.0		ug/L	U	YES																
Carbazole	1.0		ug/L	U	YES																
Chrysene	0.20		ug/L	U	YES																
dibenzo(a,h)anthracene	0.20		ug/L	U	YES																
Dibenzofuran	1.0		ug/L	U	YES																
Diethyl phthalate	1.0		ug/L	U	YES																
Dimethyl phthalate	1.0		ug/L	U	YES																
Di-n-butyl phthalate	1.0		ug/L	U	YES																
Di-n-octyl phthalate	1.0		ug/L	U	YES																
Fluoranthene	0.20		ug/L	U	YES																

* Overall result qualifier reflects summation of qualifiers added during automated data review and any qualifiers added manually for categories not assessed by automated data review

Sample Qualification Report with Reason Codes (All Results sorted by Client Sample ID)

Client Sample ID : FWGLL12mw-DUP2-0498-GW **Lab Report Batch :** A7G110101 **Lab ID :** STLCAN

Sample Date : 07/10/2007 **Analysis Type: RES** **Sample Matrix :** AQ

Lab Sample ID: A7G110101023

Reviewed By / Date : H Medley 9/7/2007 **Approved By / Date :**

Analyte Name	Result	Uncertainty / Error	Result Units	Lab Qual	Rep Res	Overall Qual*	Temp	HT	MB	LCS	MS	Lab Dup	Surr	Rep Limit	Moist Tot/Dis	Field QC	Tune	IC	ICV	CV / CCV	Reason Codes
Analysis Method : 8270C						**Dilution: 1**															
Fluorene	0.20		ug/L	U	YES																
Hexachlorobenzene	0.20		ug/L	U	YES																
Hexachlorobutadiene	1.0		ug/L	U	YES																
Hexachlorocyclopentadiene	10		ug/L	U	NO	R				R											J-
Hexachloroethane	1.0		ug/L	U	YES																
Indeno(1,2,3-cd)pyrene	0.20		ug/L	U	YES																
Isophorone	1.0		ug/L	U	YES																
Naphthalene	0.20		ug/L	U	YES																
Nitrobenzene	1.0		ug/L	U	YES																
N-nitroso-di-n-propylamine	1.0		ug/L	U	YES																
N-Nitrosodiphenylamine	1.0		ug/L	U	YES																
Pentachlorophenol	5.0		ug/L	U	YES																
Phenanthrene	0.20		ug/L	U	YES																
Phenol	1.0		ug/L	U	YES																
Pyrene	0.20		ug/L	U	YES																
Analysis Method : 9012A						**Dilution: 1**															
Cyanide	0.010		mg/L	U	YES																
Analysis Method : SW8330 Modified						**Dilution: 1**															
Nitroguanidine	20		ug/L	U	YES																

* Overall result qualifier reflects summation of qualifiers added during automated data review and any qualifiers added manually for categories not assessed by automated data review

Sample Qualification Report with Reason Codes (All Results sorted by Client Sample ID)

Client Sample ID : FWGLL1mw-080C-0485-GF **Lab Report Batch :** A7G110101 **Lab ID :** STLCAN

Sample Date : 07/09/2007 **Analysis Type: RES/TOT** **Sample Matrix :** AQ

Lab Sample ID: A7G110101010

Reviewed By / Date : Heather McCleery 9/7/07 **Approved By / Date :**

Analyte Name	Result	Uncertainty / Error	Result Units	Lab Qual	Rep Res	Overall Qual*	Temp	HT	MB	LCS	MS	Lab Dup	Surr	Rep Limit	Moist Tot/Dis	Field QC	Tune	IC	ICV	CV / CCV	Reason Codes
Analysis Method : 6010B						**Dilution: 1**															
Arsenic	5.0		ug/L	U	YES																
Barium	9.5		ug/L	B J	YES	J								J							L
Calcium	88300		ug/L	J	YES																
Chromium	5.0		ug/L	U	YES	R															Pj-
Cobalt	5.0		ug/L	U	YES																
Copper	5.0		ug/L	U	YES																
Lead	3.0		ug/L	U	YES																
Magnesium	6490		ug/L		YES																
Manganese	6.9		ug/L	B J	YES	J								J							L
Nickel	4.7		ug/L	B	YES	J								J							L
Potassium	1950		ug/L	J	YES																
Selenium	5.0		ug/L	U	YES																
Silver	5.0		ug/L	U	YES																
Sodium	1830		ug/L		YES																
Vanadium	10.0		ug/L	U	YES																
Analysis Method : 6020						**Dilution: 1**															
Aluminum	50.0		ug/L	U	YES																
Antimony	0.18		ug/L	B	YES	J								J							L
Beryllium	1.0		ug/L	U	YES																
Cadmium	0.50		ug/L	U	YES																
Iron	316		ug/L	J	YES	J															
Thallium	1.0		ug/L	U	YES																
Zinc	3.1		ug/L	B	YES	J								J							L
Analysis Method : 7470A						**Dilution: 1**															
Mercury	0.20		ug/L	U	YES																

* Overall result qualifier reflects summation of qualifiers added during automated data review and any qualifiers added manually for categories not assessed by automated data review

Sample Qualification Report with Reason Codes (All Results sorted by Client Sample ID)

Client Sample ID : FWGLL1mw-080C-0485-GW **Lab Report Batch :** A7G110101 **Lab ID :** STLCAN

Sample Date : 07/09/2007 **Analysis Type: DL** **Sample Matrix :** AQ

Lab Sample ID: A7G110101009

Reviewed By / Date : Heather McCoy 9/7/07 **Approved By / Date :**

Analyte Name	Result	Uncertainty / Error	Result Units	Lab Qual	Rep Res	Overall Qual*	Temp	HT	MB	LCS	MS	Lab Dup	Surr	Rep Limit	Moist Tot/Dis	Field QC	Tune	IC	ICV	CV / CCV	Reason Codes
Analysis Method : 8081A						**Dilution: 10**															
4,4'-DDD	0.30		ug/L	U	YES																
4,4'-DDE	0.30		ug/L	U	YES																
4,4'-DDT	0.30		ug/L	U	YES																
Aldrin	0.30		ug/L	U	YES																
alpha-BHC	0.30		ug/L	U	YES																
alpha-Chordane	0.30		ug/L	U	YES																
beta-BHC	0.30		ug/L	U	YES																
delta-BHC	0.30		ug/L	U	YES																
Dieldrin	0.30		ug/L	U	YES																
Endosulfan I	0.25		ug/L	U	YES	UJ				UJ											J-
Endosulfan II	0.25		ug/L	U	YES																
Endosulfan sulfate	0.30		ug/L	U	YES																
Endrin	0.30		ug/L	U	YES																
Endrin aldehyde	0.30		ug/L	U	YES																
Endrin ketone	0.30		ug/L	U	YES																
gamma-BHC	0.30		ug/L	U	YES																
gamma-Chlordane	0.30		ug/L	U	YES																
Heptachlor	0.30		ug/L	U	YES																
Heptachlor epoxide	0.30		ug/L	U	YES																
Methoxychlor	1.0		ug/L	U	YES																
Toxaphene	20		ug/L	U	YES																
Analysis Method : 8330						**Dilution: 5.04**															
1,3,5-Trinitrobenzene	0.92		ug/L		YES																
1,3-Dinitrobenzene	0.50		ug/L	U	YES																
2,4,6-TNT	0.45		ug/L	J	YES	J								J							L
2,4-Dinitrotoluene	0.50		ug/L	U	YES																
2,6-Dinitrotoluene	0.50		ug/L	U	YES																
2-Amino-4,6-dinitrotoluene	4.1		ug/L		YES																
2-Nitrotoluene	2.5		ug/L	U	YES																
3-Nitrotoluene	2.5		ug/L	U	YES																
4-Amino-2,6-Dinitrotoluene	6.5		ug/L		YES																

* Overall result qualifier reflects summation of qualifiers added during automated data review and any qualifiers added manually for categories not assessed by automated data review

Sample Qualification Report with Reason Codes (All Results sorted by Client Sample ID)

Client Sample ID : FWGLL1mw-080C-0485-GW **Lab Report Batch :** A7G110101 **Lab ID :** STLCAN

Sample Date : 07/09/2007 **Analysis Type: DL** **Sample Matrix :** AQ

Lab Sample ID: A7G110101009

Reviewed By / Date : Heather Medley 9/7/07 **Approved By / Date :**

Analyte Name	Result	Uncertainty / Error	Result Units	Lab Qual	Rep Res	Overall Qual*	Temp	HT	MB	LCS	MS	Lab Dup	Surr	Rep Limit	Moist Tot/Dis	Field QC	Tune	IC	ICV	CV / CCV	Reason Codes
Analysis Method : 8330						**Dilution: 5.04**															
4-Nitrotoluene	2.5		ug/L	U	YES																
HMX	7.3		ug/L		YES																
Nitrobenzene	0.50		ug/L	U	YES																
NITROGLYCERINE	3.3		ug/L	U	YES																
Pentaerythritol Tetranitrate (PETN)	3.3		ug/L	U	YES																
RDX	52		ug/L		YES																
TETRYL	0.50		ug/L	U	YES																

* Overall result qualifier reflects summation of qualifiers added during automated data review and any qualifiers added manually for categories not assessed by automated data review

Sample Qualification Report with Reason Codes (All Results sorted by Client Sample ID)

Client Sample ID : FWGLL1mw-080C-0485-GW **Lab Report Batch :** A7G110101 **Lab ID :** STLCAN

Sample Date : 07/09/2007 **Analysis Type: RE** **Sample Matrix :** AQ

Lab Sample ID: A7G110101009

Reviewed By / Date : H Medley 9/7/2007 **Approved By / Date :**

Analyte Name	Result	Uncertainty / Error	Result Units	Lab Qual	Rep Res	Overall Qual*	Temp	HT	MB	LCS	MS	Lab Dup	Surr	Rep Limit	Moist Tot/Dis	Field QC	Tune	IC	ICV	CV / CCV	Reason Codes
Analysis Method : 8270C						**Dilution: 1**															
1,2,4-Trichlorobenzene	1.0		ug/L	U	NO	R		R													Pj-,D-
1,2-Dichlorobenzene	1.0		ug/L	U	NO	R		R													Pj-,D-
1,3-Dichlorobenzene	1.0		ug/L	U	NO	R		R													Pj-,D-
1,4-Dichlorobenzene	1.0		ug/L	U	NO	R		R													Pj-,D-
2,2-OXYBIS (1-CHLOROPROPANE)	1.0		ug/L	U	NO	R		R													Pj-,D-
2,4,5-Trichlorophenol	5.0		ug/L	U	NO	R		R													Pj-,D-
2,4,6-Trichlorophenol	5.0		ug/L	U	YES	R		R													D-
2,4-Dichlorophenol	2.0		ug/L	U	YES	R		R													D-
2,4-Dimethylphenol	2.0		ug/L	U	NO	R		R													Pj-,D-
2,4-Dinitrophenol	5.0		ug/L	U	NO	R		R													Pj-,D-
2,4-Dinitrotoluene	5.0		ug/L	U	NO	R		R													Pj-,D-
2,6-Dinitrotoluene	5.0		ug/L	U	NO	R		R													Pj-,D-
2-Chloronaphthalene	1.0		ug/L	U	NO	R		R													Pj-,D-
2-Chlorophenol	1.0		ug/L	U	YES	R		R													D-
2-Methylnaphthalene	0.20		ug/L	U	NO	R		R													Pj-,D-
2-Methylphenol	1.0		ug/L	U	NO	R		R													Pj-,D-
2-Nitroaniline	2.0		ug/L	U	NO	R		R													Pj-,D-
2-Nitrophenol	2.0		ug/L	U	YES	R		R													D-
3,3'-Dichlorobenzidine	5.0		ug/L	U	NO	R		R													Pj-,D-
3-Nitroaniline	2.0		ug/L	U	NO	R		R													Pj-,D-
4,6-Dinitro-2-methylphenol	5.0		ug/L	U	NO	R		R													Pj-,D-
4-Bromophenyl phenyl ether	2.0		ug/L	U	NO	R		R													Pj-,D-
4-Chloro-3-methylphenol	2.0		ug/L	U	NO	R		R													Pj-,D-
4-Chloroaniline	2.0		ug/L	U	NO	R		R													Pj-,D-
4-Chlorophenyl phenyl ether	2.0		ug/L	U	NO	R		R													Pj-,D-
4-Methylphenol	1.0		ug/L	U	NO	R		R													Pj-,D-
4-Nitroanaline	2.0		ug/L	U	NO	R		R													Pj-,D-
4-Nitrophenol	5.0		ug/L	U	NO	R		R													Pj-,D-
Acenaphthene	0.20		ug/L	U	NO	R		R													Pj-,D-
Acenaphthylene	0.20		ug/L	U	NO	R		R													Pj-,D-
Anthracene	0.20		ug/L	U	NO	R		R													Pj-,D-

* Overall result qualifier reflects summation of qualifiers added during automated data review and any qualifiers added manually for categories not assessed by automated data review

Sample Qualification Report with Reason Codes (All Results sorted by Client Sample ID)

Client Sample ID : FWGLL1mw-080C-0485-GW
Lab Report Batch : A7G110101
Lab ID : STLCAN
Sample Date : 07/09/2007
Analysis Type: RE
Sample Matrix : AQ
Lab Sample ID: A7G110101009

Reviewed By / Date : H Medley 9/7/2007
Approved By / Date :

Analyte Name	Result	Uncertainty / Error	Result Units	Lab Qual	Rep Res	Overall Qual*	Temp	HT	MB	LCS	MS	Lab Dup	Surr	Rep Limit	Moist Tot/Dis	Field QC	Tune	IC	ICV	CV / CCV	Reason Codes
Analysis Method : 8270C						**Dilution: 1**															
Benzo(a)anthracene	0.20		ug/L	U	NO	R		R													Pj-,D-
Benzo(a)pyrene	0.20		ug/L	U	NO	R		R													Pj-,D-
Benzo(b)fluoranthene	0.20		ug/L	U	NO	R		R													Pj-,D-
BENZO(G,H,I)PERYLENE	0.20		ug/L	U	NO	R		R													Pj-,D-
Benzo(k)fluoranthene	0.20		ug/L	U	NO	R		R													Pj-,D-
Benzoic acid	10		ug/L	U	YES	R		R													D-
Benzyl alcohol	5.0		ug/L	U	NO	R		R													Pj-,D-
bis(2-Chloroethoxy)methane	1.0		ug/L	U	NO	R		R													Pj-,D-
bis(2-Chloroethyl) ether	1.0		ug/L	U	NO	R		R													Pj-,D-
bis(2-Ethylhexyl) phthalate	1.5		ug/L	J B	NO	R		J						J							Pj-
Butylbenzyl Phthalate	1.0		ug/L	U	NO	R		R													Pj-,D-
Carbazole	1.0		ug/L	U	NO	R		R													Pj-,D-
Chrysene	0.20		ug/L	U	NO	R		R													Pj-,D-
dibenzo(a,h)anthracene	0.20		ug/L	U	NO	R		R													Pj-,D-
Dibenzofuran	1.0		ug/L	U	NO	R		R													Pj-,D-
Diethyl phthalate	1.0		ug/L	U	NO	R		R													Pj-,D-
Dimethyl phthalate	1.0		ug/L	U	NO	R		R													Pj-,D-
Di-n-butyl phthalate	1.0		ug/L	U	NO	R		R													Pj-,D-
Di-n-octyl phthalate	1.0		ug/L	U	NO	R		R													Pj-,D-
Fluoranthene	0.20		ug/L	U	NO	R		R													Pj-,D-
Fluorene	0.20		ug/L	U	NO	R		R													Pj-,D-
Hexachlorobenzene	0.20		ug/L	U	NO	R		R													Pj-,D-
Hexachlorobutadiene	1.0		ug/L	U	NO	R		R													Pj-,D-
Hexachlorocyclopentadiene	10		ug/L	U	YES	R		R		R											Pj-,D-,J-
Hexachloroethane	1.0		ug/L	U	NO	R		R													Pj-,D-
Indeno(1,2,3-cd)pyrene	0.20		ug/L	U	NO	R		R													Pj-,D-
Isophorone	1.0		ug/L	U	NO	R		R													Pj-,D-
Naphthalene	0.20		ug/L	U	NO	R		R													Pj-,D-
Nitrobenzene	1.0		ug/L	U	NO	R		R													Pj-,D-
N-nitroso-di-n-propylamine	1.0		ug/L	U	NO	R		R													Pj-,D-
N-Nitrosodiphenylamine	1.0		ug/L	U	NO	R		R													Pj-,D-

* Overall result qualifier reflects summation of qualifiers added during automated data review and any qualifiers added manually for categories not assessed by automated data review

Sample Qualification Report with Reason Codes (All Results sorted by Client Sample ID)

Client Sample ID : FWGLL1mw-080C-0485-GW **Lab Report Batch :** A7G110101 **Lab ID :** STLCAN

Sample Date : 07/09/2007 **Analysis Type: RE** **Sample Matrix :** AQ

Lab Sample ID: A7G110101009

Reviewed By / Date : H Medley 9/7/2007 **Approved By / Date :**

Analyte Name	Result	Uncertainty / Error	Result Units	Lab Qual	Rep Res	Overall Qual*	Temp	HT	MB	LCS	MS	Lab Dup	Surr	Rep Limit	Moist Tot/Dis	Field QC	Tune	IC	ICV	CV / CCV	Reason Codes
Analysis Method : 8270C						**Dilution: 1**															
Pentachlorophenol	5.0		ug/L	U	NO	R		R													Pj-,D-
Phenanthrene	0.20		ug/L	U	NO	R		R													Pj-,D-
Phenol	1.0		ug/L	U	NO	R		R													Pj-,D-
Pyrene	0.20		ug/L	U	NO	R		R													Pj-,D-

* Overall result qualifier reflects summation of qualifiers added during automated data review and any qualifiers added manually for categories not assessed by automated data review

Sample Qualification Report with Reason Codes (All Results sorted by Client Sample ID)

Client Sample ID : FWGLL1mw-080C-0485-GW **Lab Report Batch :** A7G110101 **Lab ID :** STLCAN

Sample Date : 07/09/2007 **Analysis Type: RES** **Sample Matrix :** AQ

Lab Sample ID: A7G110101009

Reviewed By / Date : Heather Reilly 9/7/07 **Approved By / Date :**

Analyte Name	Result	Uncertainty / Error	Result Units	Lab Qual	Rep Res	Overall Qual*	Temp	HT	MB	LCS	MS	Lab Dup	Surr	Rep Limit	Moist Tot/Dis	Field QC	Tune	IC	ICV	CV / CCV	Reason Codes
Analysis Method : 353.2 Modified						**Dilution: 1**															
Nitrocellulose	0.50		mg/L	U	YES																
Analysis Method : 8082						**Dilution: 1**															
Aroclor 1016	0.50		ug/L	U	YES																
Aroclor 1221	0.50		ug/L	U	YES																
Aroclor 1232	0.50		ug/L	U	YES																
Aroclor 1242	0.50		ug/L	U	YES																
Aroclor 1248	0.50		ug/L	U	YES																
Aroclor 1254	0.50		ug/L	U	YES																
Aroclor 1260	0.50		ug/L	U	YES																
Analysis Method : 8260B						**Dilution: 1**															
1,1,1-Trichloroethane	1.0		ug/L	U	YES																
1,1,2,2-Tetrachloroethane	1.0		ug/L	U	YES																
1,1,2-Trichloroethane	1.0		ug/L	U	YES																
1,1-Dichloroethane	1.0		ug/L	U	YES																
1,1-Dichloroethene	1.0		ug/L	U	YES																
1,2-Dibromoethane	1.0		ug/L	U	YES																
1,2-Dichloroethane	1.0		ug/L	U	YES																
1,2-Dichloroethene (total)	1.0		ug/L	U	YES																
1,2-Dichloropropane	1.0		ug/L	U	YES																
2-Butanone	10		ug/L	U	YES	UJ					UJ										H-
2-Hexanone	10		ug/L	U	YES	R					UJ									R	Pj-,W-,H-
4-Methyl-2-pentanone	10		ug/L	U	YES	UJ					UJ										Pj-,H-
Acetone	10		ug/L	U	YES	R															Pj-
Benzene	1.0		ug/L	U	YES																
Bromochloromethane	1.0		ug/L	U	YES																
Bromodichloromethane	1.0		ug/L	U	YES																
Bromoform	1.0		ug/L	U	YES																
Bromomethane	1.0		ug/L	U	YES	UJ													UJ		U-
Carbon disulfide	1.0		ug/L	U	YES																
Carbon tetrachloride	1.0		ug/L	U	YES																
Chlorobenzene	1.0		ug/L	U	YES																
Chloroethane	1.0		ug/L	U	YES																

* Overall result qualifier reflects summation of qualifiers added during automated data review and any qualifiers added manually for categories not assessed by automated data review

Sample Qualification Report with Reason Codes (All Results sorted by Client Sample ID)

Client Sample ID : FWGLL1mw-080C-0485-GW **Lab Report Batch :** A7G110101 **Lab ID :** STLCAN

Sample Date : 07/09/2007 **Analysis Type: RES** **Sample Matrix :** AQ

Lab Sample ID: A7G110101009

Reviewed By / Date : Heather Melby 9/7/07 **Approved By / Date :**

Analyte Name	Result	Uncertainty / Error	Result Units	Lab Qual	Rep Res	Overall Qual*	Temp	HT	MB	LCS	MS	Lab Dup	Surr	Rep Limit	Moist Tot/Dis	Field QC	Tune	IC	ICV	CV / CCV	Reason Codes
Analysis Method : 8260B						**Dilution: 1**															
Chloroform	1.0		ug/L	U	YES																
Chloromethane	1.0		ug/L	U	YES																
cis-1,2-Dichloroethene	1.0		ug/L	U	YES																
cis-1,3-Dichloropropene	1.0		ug/L	U	YES																
Dibromochloromethane	1.0		ug/L	U	YES																
Ethylbenzene	1.0		ug/L	U	YES																
M&P-XYLENES	2.0		ug/L	U	YES																
Methylene chloride	2.0		ug/L	U	YES																
o-Xylene	1.0		ug/L	U	YES																
Styrene	1.0		ug/L	U	YES																
Tetrachloroethene	1.0		ug/L	U	YES																
Toluene	1.0		ug/L	U	YES																
TOTAL XYLENES	2.0		ug/L	U	YES																
trans-1,2-Dichloroethene	1.0		ug/L	U	YES																
trans-1,3-Dichloropropene	1.0		ug/L	U	YES																
Trichloroethene	1.0		ug/L	U	YES																
Vinyl chloride	1.0		ug/L	U	YES																
Analysis Method : 8270C						**Dilution: 1**															
1,2,4-Trichlorobenzene	1.0		ug/L	U	NO																
1,2-Dichlorobenzene	1.0		ug/L	U	NO																
1,3-Dichlorobenzene	1.0		ug/L	U	NO																
1,4-Dichlorobenzene	1.0		ug/L	U	NO																
2,2-OXYBIS (1-CHLOROPROPANE)	1.0		ug/L	U	NO																
2,4,5-Trichlorophenol	5.0		ug/L	U	NO																
2,4,6-Trichlorophenol	5.0		ug/L	U	NO	R				R											J-
2,4-Dichlorophenol	2.0		ug/L	U	NO	R				R											J-
2,4-Dimethylphenol	2.0		ug/L	U	NO																
2,4-Dinitrophenol	5.0		ug/L	U	NO																
2,4-Dinitrotoluene	5.0		ug/L	U	NO																
2,6-Dinitrotoluene	5.0		ug/L	U	NO																
2-Chloronaphthalene	1.0		ug/L	U	NO																

* Overall result qualifier reflects summation of qualifiers added during automated data review and any qualifiers added manually for categories not assessed by automated data review

Sample Qualification Report with Reason Codes (All Results sorted by Client Sample ID)

Client Sample ID : FWGLL1mw-080C-0485-GW **Lab Report Batch :** A7G110101 **Lab ID :** STLCAN

Sample Date : 07/09/2007 **Analysis Type: RES** **Sample Matrix :** AQ

Lab Sample ID: A7G110101009

Reviewed By / Date : Heather Melley 9/7/07 **Approved By / Date :**

Analyte Name	Result	Uncertainty / Error	Result Units	Lab Qual	Rep Res	Overall Qual*	Temp	HT	MB	LCS	MS	Lab Dup	Surr	Rep Limit	Moist Tot/Dis	Field QC	Tune	IC	ICV	CV / CCV	Reason Codes
Analysis Method : 8270C						**Dilution: 1**															
2-Chlorophenol	1.0		ug/L	U	NO	R				R											J-
2-Methylnaphthalene	0.20		ug/L	U	NO																
2-Methylphenol	1.0		ug/L	U	NO																
2-Nitroaniline	2.0		ug/L	U	NO																
2-Nitrophenol	2.0		ug/L	U	NO	R				R											J-
3,3'-Dichlorobenzidine	5.0		ug/L	U	NO																
3-Nitroaniline	2.0		ug/L	U	NO																
4,6-Dinitro-2-methylphenol	5.0		ug/L	U	NO																
4-Bromophenyl phenyl ether	2.0		ug/L	U	NO																
4-Chloro-3-methylphenol	2.0		ug/L	U	NO																
4-Chloroaniline	2.0		ug/L	U	NO																
4-Chlorophenyl phenyl ether	2.0		ug/L	U	NO																
4-Methylphenol	1.0		ug/L	U	NO																
4-Nitroanaline	2.0		ug/L	U	NO																
4-Nitrophenol	5.0		ug/L	U	NO																
Acenaphthene	0.20		ug/L	U	NO																
Acenaphthylene	0.20		ug/L	U	NO																
Anthracene	0.20		ug/L	U	NO																
Benzo(a)anthracene	0.20		ug/L	U	NO																
Benzo(a)pyrene	0.20		ug/L	U	NO																
Benzo(b)fluoranthene	0.20		ug/L	U	NO																
BENZO(G,H,I)PERYLENE	0.20		ug/L	U	NO																
Benzo(k)fluoranthene	0.20		ug/L	U	NO																
Benzoic acid	10		ug/L	U	NO	R				R											J-
Benzyl alcohol	5.0		ug/L	U	NO																
bis(2-Chloroethoxy)methane	1.0		ug/L	U	NO																
bis(2-Chloroethyl) ether	1.0		ug/L	U	NO																
bis(2-Ethylhexyl) phthalate	3.0		ug/L	J B	NO	J								J							L
Butylbenzyl Phthalate	1.0		ug/L	U	NO																
Carbazole	1.0		ug/L	U	NO																
Chrysene	0.20		ug/L	U	NO																

* Overall result qualifier reflects summation of qualifiers added during automated data review and any qualifiers added manually for categories not assessed by automated data review

Sample Qualification Report with Reason Codes (All Results sorted by Client Sample ID)

Client Sample ID : FWGLL1mw-080C-0485-GW **Lab Report Batch :** A7G110101 **Lab ID :** STLCAN

Sample Date : 07/09/2007 **Analysis Type: RES** **Sample Matrix :** AQ

Lab Sample ID: A7G110101009

Reviewed By / Date : Heather McCoy 9/7/07 **Approved By / Date :**

Analyte Name	Result	Uncertainty / Error	Result Units	Lab Qual	Rep Res	Overall Qual*	Temp	HT	MB	LCS	MS	Lab Dup	Surr	Rep Limit	Moist Tot/Dis	Field QC	Tune	IC	ICV	CV / CCV	Reason Codes
Analysis Method : 8270C						**Dilution: 1**															
dibenzo(a,h)anthracene	0.20		ug/L	U	NO																
Dibenzofuran	1.0		ug/L	U	NO																
Diethyl phthalate	1.0		ug/L	U	NO																
Dimethyl phthalate	1.0		ug/L	U	NO																
Di-n-butyl phthalate	1.0		ug/L	U	NO																
Di-n-octyl phthalate	1.0		ug/L	U	NO																
Fluoranthene	0.20		ug/L	U	NO																
Fluorene	0.20		ug/L	U	NO																
Hexachlorobenzene	0.20		ug/L	U	NO																
Hexachlorobutadiene	1.0		ug/L	U	NO																
Hexachlorocyclopentadiene	10		ug/L	U	NO	R				R											J-
Hexachloroethane	1.0		ug/L	U	NO																
Indeno(1,2,3-cd)pyrene	0.20		ug/L	U	NO																
Isophorone	1.0		ug/L	U	NO																
Naphthalene	0.20		ug/L	U	NO																
Nitrobenzene	1.0		ug/L	U	NO																
N-nitroso-di-n-propylamine	1.0		ug/L	U	NO																
N-Nitrosodiphenylamine	1.0		ug/L	U	NO																
Pentachlorophenol	5.0		ug/L	U	NO																
Phenanthrene	0.20		ug/L	U	NO																
Phenol	1.0		ug/L	U	NO																
Pyrene	0.20		ug/L	U	NO																
Analysis Method : 9012A						**Dilution: 1**															
Cyanide	0.010		mg/L	U	YES																
Analysis Method : SW8330 Modified						**Dilution: 1**															
Nitroguanidine	20		ug/L	U	YES																

* Overall result qualifier reflects summation of qualifiers added during automated data review and any qualifiers added manually for categories not assessed by automated data review

Sample Qualification Report with Reason Codes (All Results sorted by Client Sample ID)

Client Sample ID : FWGTeam3-070907 **Lab Report Batch :** A7G110101 **Lab ID :** STLCAN

Sample Date : 07/09/2007 **Analysis Type: RES** **Sample Matrix :** AQ

Lab Sample ID: A7G110101011

Reviewed By / Date : Heather McCoy 9/7/07 **Approved By / Date :**

Analyte Name	Result	Uncertainty / Error	Result Units	Lab Qual	Rep Res	Overall Qual*	Temp	HT	MB	LCS	MS	Lab Dup	Surr	Rep Limit	Moist Tot/Dis	Field QC	Tune	IC	ICV	CV / CCV	Reason Codes
Analysis Method : 8260B						**Dilution: 1**															
1,1,1-Trichloroethane	1.0		ug/L	U	YES																
1,1,2,2-Tetrachloroethane	1.0		ug/L	U	YES																
1,1,2-Trichloroethane	1.0		ug/L	U	YES																
1,1-Dichloroethane	1.0		ug/L	U	YES																
1,1-Dichloroethene	1.0		ug/L	U	YES																
1,2-Dibromoethane	1.0		ug/L	U	YES																
1,2-Dichloroethane	1.0		ug/L	U	YES																
1,2-Dichloroethene (total)	1.0		ug/L	U	YES																
1,2-Dichloropropane	1.0		ug/L	U	YES																
2-Butanone	10		ug/L	U	YES	UJ					UJ										H-
2-Hexanone	10		ug/L	U	YES	R					UJ									R	Pj-,W-,H-
4-Methyl-2-pentanone	10		ug/L	U	YES	UJ					UJ										Pj-,H-
Acetone	10		ug/L	U	YES	R															Pj-
Benzene	1.0		ug/L	U	YES																
Bromochloromethane	1.0		ug/L	U	YES																
Bromodichloromethane	1.0		ug/L	U	YES																
Bromoform	1.0		ug/L	U	YES																
Bromomethane	1.0		ug/L	U	YES	UJ													UJ		U-
Carbon disulfide	1.0		ug/L	U	YES																
Carbon tetrachloride	1.0		ug/L	U	YES																
Chlorobenzene	1.0		ug/L	U	YES																
Chloroethane	1.0		ug/L	U	YES																
Chloroform	1.0		ug/L	U	YES																
Chloromethane	1.0		ug/L	U	YES																
cis-1,2-Dichloroethene	1.0		ug/L	U	YES																
cis-1,3-Dichloropropene	1.0		ug/L	U	YES																
Dibromochloromethane	1.0		ug/L	U	YES																
Ethylbenzene	1.0		ug/L	U	YES																
M&P-XYLENES	2.0		ug/L	U	YES																
Methylene chloride	2.0		ug/L	U	YES																
o-Xylene	1.0		ug/L	U	YES																

* Overall result qualifier reflects summation of qualifiers added during automated data review and any qualifiers added manually for categories not assessed by automated data review

Sample Qualification Report with Reason Codes (All Results sorted by Client Sample ID)

Client Sample ID : FWGTeam3-070907 **Lab Report Batch :** A7G110101 **Lab ID :** STLCAN

Sample Date : 07/09/2007 **Analysis Type: RES** **Sample Matrix :** AQ

Lab Sample ID: A7G110101011

Reviewed By / Date : Heather Medley 9/7/07 **Approved By / Date :**

Analyte Name	Result	Uncertainty / Error	Result Units	Lab Qual	Rep Res	Overall Qual*	Temp	HT	MB	LCS	MS	Lab Dup	Surr	Rep Limit	Moist Tot/Dis	Field QC	Tune	IC	ICV	CV / CCV	Reason Codes
Analysis Method : 8260B						**Dilution: 1**															
Styrene	1.0		ug/L	U	YES																
Tetrachloroethene	1.0		ug/L	U	YES																
Toluene	1.0		ug/L	U	YES																
TOTAL XYLENES	2.0		ug/L	U	YES																
trans-1,2-Dichloroethene	1.0		ug/L	U	YES																
trans-1,3-Dichloropropene	1.0		ug/L	U	YES																
Trichloroethene	1.0		ug/L	U	YES																
Vinyl chloride	1.0		ug/L	U	YES																

* Overall result qualifier reflects summation of qualifiers added during automated data review and any qualifiers added manually for categories not assessed by automated data review

Sample Qualification Report with Reason Codes (All Results sorted by Client Sample ID)

Client Sample ID : FWGTeam3-Trip **Lab Report Batch :** A7G110101 **Lab ID :** STLCAN

Sample Date : 07/10/2007 **Analysis Type: RES** **Sample Matrix :** AQ

Lab Sample ID: A7G110101008

Reviewed By / Date : Heather Kelly 9/7/07 **Approved By / Date :**

Analyte Name	Result	Uncertainty / Error	Result Units	Lab Qual	Rep Res	Overall Qual*	Temp	HT	MB	LCS	MS	Lab Dup	Surr	Rep Limit	Moist Tot/Dis	Field QC	Tune	IC	ICV	CV / CCV	Reason Codes
Analysis Method : 8260B						**Dilution: 1**															
1,1,1-Trichloroethane	1.0		ug/L	U	YES																
1,1,2,2-Tetrachloroethane	1.0		ug/L	U	YES																
1,1,2-Trichloroethane	1.0		ug/L	U	YES																
1,1-Dichloroethane	1.0		ug/L	U	YES																
1,1-Dichloroethene	1.0		ug/L	U	YES																
1,2-Dibromoethane	1.0		ug/L	U	YES																
1,2-Dichloroethane	1.0		ug/L	U	YES																
1,2-Dichloroethene (total)	1.0		ug/L	U	YES																
1,2-Dichloropropane	1.0		ug/L	U	YES																
2-Butanone	10		ug/L	U	YES	UJ					UJ										H-
2-Hexanone	10		ug/L	U	YES	R					UJ									R	Pj-,W-,H-
4-Methyl-2-pentanone	10		ug/L	U	YES	UJ					UJ										Pj-,H-
Acetone	10		ug/L	U	YES	R															Pj-
Benzene	1.0		ug/L	U	YES																
Bromochloromethane	1.0		ug/L	U	YES																
Bromodichloromethane	1.0		ug/L	U	YES																
Bromoform	1.0		ug/L	U	YES																
Bromomethane	1.0		ug/L	U	YES	UJ													UJ		U-
Carbon disulfide	1.0		ug/L	U	YES																
Carbon tetrachloride	1.0		ug/L	U	YES																
Chlorobenzene	1.0		ug/L	U	YES																
Chloroethane	1.0		ug/L	U	YES																
Chloroform	1.0		ug/L	U	YES																
Chloromethane	1.0		ug/L	U	YES																
cis-1,2-Dichloroethene	1.0		ug/L	U	YES																
cis-1,3-Dichloropropene	1.0		ug/L	U	YES																
Dibromochloromethane	1.0		ug/L	U	YES																
Ethylbenzene	1.0		ug/L	U	YES																
M&P-XYLENES	2.0		ug/L	U	YES																
Methylene chloride	2.0		ug/L	U	YES																
o-Xylene	1.0		ug/L	U	YES																

* Overall result qualifier reflects summation of qualifiers added during automated data review and any qualifiers added manually for categories not assessed by automated data review

Sample Qualification Report with Reason Codes (All Results sorted by Client Sample ID)

Client Sample ID : FWGTeam3-Trip **Lab Report Batch :** A7G110101 **Lab ID :** STLCAN

Sample Date : 07/10/2007 **Analysis Type: RES** **Sample Matrix :** AQ

Lab Sample ID: A7G110101008

Reviewed By / Date : Heather Medley 9/7/07 **Approved By / Date :**

Analyte Name	Result	Uncertainty / Error	Result Units	Lab Qual	Rep Res	Overall Qual*	Temp	HT	MB	LCS	MS	Lab Dup	Surr	Rep Limit	Moist Tot/Dis	Field QC	Tune	IC	ICV	CV / CCV	Reason Codes
Analysis Method : 8260B						**Dilution: 1**															
Styrene	1.0		ug/L	U	YES																
Tetrachloroethene	1.0		ug/L	U	YES																
Toluene	0.17		ug/L	J	YES	J								J							L
TOTAL XYLENES	2.0		ug/L	U	YES																
trans-1,2-Dichloroethene	1.0		ug/L	U	YES																
trans-1,3-Dichloropropene	1.0		ug/L	U	YES																
Trichloroethene	1.0		ug/L	U	YES																
Vinyl chloride	1.0		ug/L	U	YES																

* Overall result qualifier reflects summation of qualifiers added during automated data review and any qualifiers added manually for categories not assessed by automated data review

Sample Qualification Report with Reason Codes (All Results sorted by Client Sample ID)

Client Sample ID : FWGTRIP-Team1 **Lab Report Batch :** A7G110101 **Lab ID :** STLCAN

Sample Date : 07/10/2007 **Analysis Type: RES** **Sample Matrix :** AQ

Lab Sample ID: A7G110101029

Reviewed By / Date : Heather Medley 9/7/07 **Approved By / Date :**

Analyte Name	Result	Uncertainty / Error	Result Units	Lab Qual	Rep Res	Overall Qual*	Temp	HT	MB	LCS	MS	Lab Dup	Surr	Rep Limit	Moist Tot/Dis	Field QC	Tune	IC	ICV	CV / CCV	Reason Codes
Analysis Method : 8260B						**Dilution: 1**															
1,1,1-Trichloroethane	1.0		ug/L	U	YES																
1,1,2,2-Tetrachloroethane	1.0		ug/L	U	YES																
1,1,2-Trichloroethane	1.0		ug/L	U	YES																
1,1-Dichloroethane	1.0		ug/L	U	YES																
1,1-Dichloroethene	1.0		ug/L	U	YES																
1,2-Dibromoethane	1.0		ug/L	U	YES																
1,2-Dichloroethane	1.0		ug/L	U	YES																
1,2-Dichloroethene (total)	1.0		ug/L	U	YES																
1,2-Dichloropropane	1.0		ug/L	U	YES																
2-Butanone	10		ug/L	U	YES	UJ					UJ										H-
2-Hexanone	10		ug/L	U	YES	R					UJ									R	Pj-,W-,H-
4-Methyl-2-pentanone	10		ug/L	U	YES	UJ					UJ										Pj-,H-
Acetone	10		ug/L	U	YES	R															Pj-
Benzene	1.0		ug/L	U	YES																
Bromochloromethane	1.0		ug/L	U	YES																
Bromodichloromethane	1.0		ug/L	U	YES																
Bromoform	1.0		ug/L	U	YES																
Bromomethane	1.0		ug/L	U	YES	UJ													UJ		U-
Carbon disulfide	1.0		ug/L	U	YES																
Carbon tetrachloride	1.0		ug/L	U	YES																
Chlorobenzene	1.0		ug/L	U	YES																
Chloroethane	1.0		ug/L	U	YES																
Chloroform	1.0		ug/L	U	YES																
Chloromethane	1.0		ug/L	U	YES																
cis-1,2-Dichloroethene	1.0		ug/L	U	YES																
cis-1,3-Dichloropropene	1.0		ug/L	U	YES																
Dibromochloromethane	1.0		ug/L	U	YES																
Ethylbenzene	1.0		ug/L	U	YES																
M&P-XYLENES	2.0		ug/L	U	YES																
Methylene chloride	2.0		ug/L	U	YES																
o-Xylene	1.0		ug/L	U	YES																

* Overall result qualifier reflects summation of qualifiers added during automated data review and any qualifiers added manually for categories not assessed by automated data review

Sample Qualification Report with Reason Codes (All Results sorted by Client Sample ID)

Client Sample ID : FWGTRIP-Team1 **Lab Report Batch :** A7G110101 **Lab ID :** STLCAN

Sample Date : 07/10/2007 **Analysis Type: RES** **Sample Matrix :** AQ

Lab Sample ID: A7G110101029

Reviewed By / Date : Heather McCay 9/7/07 **Approved By / Date :**

Analyte Name	Result	Uncertainty / Error	Result Units	Lab Qual	Rep Res	Overall Qual*	Temp	HT	MB	LCS	MS	Lab Dup	Surr	Rep Limit	Moist Tot/Dis	Field QC	Tune	IC	ICV	CV / CCV	Reason Codes
Analysis Method : 8260B						**Dilution: 1**															
Styrene	1.0		ug/L	U	YES																
Tetrachloroethene	1.0		ug/L	U	YES																
Toluene	1.0		ug/L	U	YES																
TOTAL XYLENES	2.0		ug/L	U	YES																
trans-1,2-Dichloroethene	1.0		ug/L	U	YES																
trans-1,3-Dichloropropene	1.0		ug/L	U	YES																
Trichloroethene	1.0		ug/L	U	YES																
Vinyl chloride	1.0		ug/L	U	YES																

* Overall result qualifier reflects summation of qualifiers added during automated data review and any qualifiers added manually for categories not assessed by automated data review

Sample Qualification Report with Reason Codes (All Results sorted by Client Sample ID)

Client Sample ID : FWGTRIP-Team2 **Lab Report Batch :** A7G110101 **Lab ID :** STLCAN

Sample Date : 07/10/2007 **Analysis Type: RES** **Sample Matrix :** AQ

Lab Sample ID: A7G110101020

Reviewed By / Date : Heather McCoy 9/7/07 **Approved By / Date :**

Analyte Name	Result	Uncertainty / Error	Result Units	Lab Qual	Rep Res	Overall Qual*	Temp	HT	MB	LCS	MS	Lab Dup	Surr	Rep Limit	Moist Tot/Dis	Field QC	Tune	IC	ICV	CV / CCV	Reason Codes
Analysis Method : 8260B						**Dilution: 1**															
1,1,1-Trichloroethane	1.0		ug/L	U	YES																
1,1,2,2-Tetrachloroethane	1.0		ug/L	U	YES																
1,1,2-Trichloroethane	1.0		ug/L	U	YES																
1,1-Dichloroethane	1.0		ug/L	U	YES																
1,1-Dichloroethene	1.0		ug/L	U	YES																
1,2-Dibromoethane	1.0		ug/L	U	YES																
1,2-Dichloroethane	1.0		ug/L	U	YES																
1,2-Dichloroethene (total)	1.0		ug/L	U	YES																
1,2-Dichloropropane	1.0		ug/L	U	YES																
2-Butanone	10		ug/L	U	YES	UJ					UJ										H-
2-Hexanone	10		ug/L	U	YES	R					UJ									R	Pj-,W-,H-
4-Methyl-2-pentanone	10		ug/L	U	YES	UJ					UJ										Pj-,H-
Acetone	10		ug/L	U	YES	R															Pj-
Benzene	1.0		ug/L	U	YES																
Bromochloromethane	1.0		ug/L	U	YES																
Bromodichloromethane	1.0		ug/L	U	YES																
Bromoform	1.0		ug/L	U	YES																
Bromomethane	1.0		ug/L	U	YES	UJ													UJ		U-
Carbon disulfide	1.0		ug/L	U	YES																
Carbon tetrachloride	1.0		ug/L	U	YES																
Chlorobenzene	1.0		ug/L	U	YES																
Chloroethane	1.0		ug/L	U	YES																
Chloroform	1.0		ug/L	U	YES																
Chloromethane	1.0		ug/L	U	YES																
cis-1,2-Dichloroethene	1.0		ug/L	U	YES																
cis-1,3-Dichloropropene	1.0		ug/L	U	YES																
Dibromochloromethane	1.0		ug/L	U	YES																
Ethylbenzene	1.0		ug/L	U	YES																
M&P-XYLENES	2.0		ug/L	U	YES																
Methylene chloride	2.0		ug/L	U	YES																
o-Xylene	1.0		ug/L	U	YES																

* Overall result qualifier reflects summation of qualifiers added during automated data review and any qualifiers added manually for categories not assessed by automated data review

Sample Qualification Report with Reason Codes (All Results sorted by Client Sample ID)

Client Sample ID : FWGTRIP-Team2 **Lab Report Batch :** A7G110101 **Lab ID :** STLCAN

Sample Date : 07/10/2007 **Analysis Type: RES** **Sample Matrix :** AQ

Lab Sample ID: A7G110101020

Reviewed By / Date : Heather Medley 9/7/07 **Approved By / Date :**

Analyte Name	Result	Uncertainty / Error	Result Units	Lab Qual	Rep Res	Overall Qual*	Temp	HT	MB	LCS	MS	Lab Dup	Surr	Rep Limit	Moist Tot/Dis	Field QC	Tune	IC	ICV	CV / CCV	Reason Codes
Analysis Method : 8260B						**Dilution: 1**															
Styrene	1.0		ug/L	U	YES																
Tetrachloroethene	1.0		ug/L	U	YES																
Toluene	0.23		ug/L	J	YES	J								J							L
TOTAL XYLENES	2.0		ug/L	U	YES																
trans-1,2-Dichloroethene	1.0		ug/L	U	YES																
trans-1,3-Dichloropropene	1.0		ug/L	U	YES																
Trichloroethene	1.0		ug/L	U	YES																
Vinyl chloride	1.0		ug/L	U	YES																

* Overall result qualifier reflects summation of qualifiers added during automated data review and any qualifiers added manually for categories not assessed by automated data review

Reason Code Library: Example 1

Category	Code
Low Bias Indicator	-
High Bias Indicator	+
Temperature	A
Holding Times	
Sampling to Analysis	C
Sampling to Extraction	D
Extaction to Analysis	E
Method Blanks	F
Surrogate Recovery	G
MS/MSD	
MS/MSD Recovery	H
MS/MSD RPD	I
LCS	
LCS Recovery	J
LCS RPD	K
Reporting Limits	L
Field QC	
Field Blank	M
Equipment Blank	N
Trip Blank	O
Field Duplicate	P

Category	Code
Initial Calibration	
Initial Calibration RRF	Q
Initial Calibration RSD	R
Initial Calibration Cor. Coef	S
Initial Calibration Verification	
Initial Calibration Verificaton RRF	T
Initial CalibrationVerification %D	U
Continuing Calibration	
Continuing Calibraiton RRF	V
Continuing Calibration %D	W
GC/MS Tune	
GC/MS Tune for Initial Calibration	X
GC/MS Tune for Continuing Calibration	Y
Laboratory Duplicate	Z
Categories not Assessed by Automated Data Review*	
Internal Standards	Is
Calibration Blanks	Cb
Resolution Check Mixture	Rm
Performance Evaluation Mixture	Pm
Professional Judgement	Pj

* Qualifiers for data-review categories not assessed by automated data review are manually entered by the user. The application automaticallly adds reason codes listed here when the user manually adds qualifiers for these categories if the option for applying reason codes was selected during automated data review.

CASE NARRATIVE

A7G110101

The following report contains the analytical results for twenty-five water samples and four quality control samples submitted to TestAmerica (formerly STL North Canton) by Environmental Quality Mgt. Inc. from the FWGWMP Site, project number 30240.0006. The samples were received July 11, 2007, according to documented sample acceptance procedures.

The 8330 Explosives, Nitroguanidine, and 353.2 Nitrocellulose as N analysis was performed at the TestAmerica West Sacramento laboratory. Refer to TestAmerica West Sacramento narrative included in their data package for additional information.

TestAmerica utilizes USEPA approved methods in all analytical work. The samples presented in this report were analyzed for the parameter(s) listed on the analytical methods summary page in accordance with the method(s) indicated. Preliminary results were provided to Eric Corbin, Heather Medley on August 01, 2007. A summary of QC data for these analyses is included at the back of the report.

TestAmerica North Canton attests to the validity of the laboratory data generated by TestAmerica facilities reported herein. All analyses performed by TestAmerica facilities were done using established laboratory SOPs that incorporate QA/QC procedures described in the applicable methods. TestAmerica's operations groups have reviewed the data for compliance with the laboratory QA/QC plan, and data have been found to be compliant with laboratory protocols unless otherwise noted below.

The test results in this report meet all NELAP requirements for parameters for which accreditation is required or available. Any exceptions to NELAP requirements are noted in this report. Pursuant to NELAP, this report may not be reproduced, except in full, without the written approval of the laboratory.

Please refer to the Quality Control Elements Narrative following this case narrative for additional quality control information.

If you have any questions, please call the Project Manager, Mark J. Loeb, at 330-497-9396.

This report is sequentially paginated. The final page of the report is labeled as "END OF REPORT."

CASE NARRATIVE (continued)

SUPPLEMENTAL QC INFORMATION

SAMPLE RECEIVING

The coolers were received at temperatures ranging from 0.1 to 5.0°C.

GC/MS VOLATILES

The samples that contain results between the Method Detection Limit (MDL) and the Reporting Limit (RL) were flagged with "J". There is a possibility of false positive or mis-identification at these quantitation levels. In analytical methods requiring confirmation of the analyte reported, confirmation was performed only down to the standard reporting limit (SRL). The acceptance criteria for QC samples may not be met at these quantitation levels.

The laboratory control sample (LCS) and laboratory control sample duplicate (LCSD) associated with QC Batch 7198244 both show recoveries for Bromoform outside stated control limits. The recoveries are biased high and the compound was not detected in the sample associated with this QC Batch.

The matrix spike (MS) and/or matrix spike duplicate (MSD) performed on sample FWGLL12mw-183C-0482-GW had recoveries outside acceptance limits for cis-1,3-Dichloropropene, 1,1,2-Trichloroethane, trans-1,3-Dichloropropene, and 4-Methyl-2-pentanone. However, since the associated method blank(s) and laboratory control sample(s) were in control, no corrective action was necessary.

GC/MS SEMIVOLATILES

The method blank associated with both QC Batch 7192095 and 7205263 contains bis(2-Ethylhexyl) phthalate at a concentration below the standard reporting limit. Samples that contain concentrations of this target analyte at a reportable level are flagged with "B". All target analytes in the Method Blank must be below the reporting limit (RL) or the associated samples must be ND with the exception of common laboratory contaminants.

The samples that contain results between the MDL and the RL were flagged with "J". There is a possibility of false positive or mis-identification at these quantitation levels. In analytical methods requiring confirmation of the analyte reported, confirmation was performed only down to the standard reporting limit (SRL). The acceptance criteria for QC samples may not be met at these quantitation levels.

CASE NARRATIVE (continued)

GC/MS SEMIVOLATILES (continued)

The LCS associated with QC Batch 7192095 showed recoveries for several compounds and one surrogate low and outside acceptance criteria. All samples in this batch were reextracted outside holding times. Both sets of data have been reported.

Sample FWGCBPmw-007C-0475-GW (reextract) has one surrogate (2-Fluorophenol) outside acceptance limits. However, since the recovery was greater than 10% and all associated QC met criteria, no corrective action was taken.

PESTICIDES-8081

The samples that contain results between the MDL and the RL were flagged with "J". There is a possibility of false positive or mis-identification at these quantitation levels. In analytical methods requiring confirmation of the analyte reported, confirmation was performed only down to the standard reporting limit (SRL). The acceptance criteria for QC samples may not be met at these quantitation levels.

Sample FWGLL1mw-080C-0485-GW had elevated reporting limits due to matrix interference.

The LCS associated with QC Batch 7193042 showed recovery for Endosulfan I low and outside acceptance criteria. No corrective action was performed.

POLYCHLORINATED BIPHENYLS-8082

The analytical results met the requirements of the laboratory's QA/QC program.

METALS

The samples that contain results between the MDL and the RL were flagged with "B". There is the possibility of false positive or mis-identification at these quantitation levels. The acceptance criteria for the ICB, CCB, and Method Blank are +/- the standard reporting limit (SRL).

CASE NARRATIVE (continued)

METALS (continued)

The method blank associated with QC Batch 7193020 contains Barium, Cadmium, Calcium, Manganese and Potassum at reportable concentrations below the stated reporting limit and Iron above the stated reporting limit. The samples that contained concentrations of these target analytes at a reportable level in the associated Method Blank were flagged with "J". Refer to the sample report pages for the samples affected.

GENERAL CHEMISTRY

The samples that contain results between the MDL and the RL were flagged with "B". There is the possibility of false positive or mis-identification at these quantitation levels. The acceptance criteria for the ICB, CCB, and Method Blank are +/- the standard reporting limit (SRL).

CASE NARRATIVE

STL SACRAMENTO PROJECT NUMBER A7G110101

WATER, 8330, Explosives
Sample(s): 5
The RDX result for this sample was unable to be confirmed due to matrix interferences on the confirmation column.

Sample(s): 1, 3, 5, 6, 9, 12, 14, 16, 18, 21, 23, 25, 27
The matrix spikes, which were performed on sample 12, showed a slightly high matrix spike duplicate recovery for 4-amino-2,6-dinitrotoluene due to possible matrix interferences. Since the laboratory control sample showed acceptable recoveries, no corrective action was performed.

There were no other anomalies associated with this project.

QUALITY CONTROL ELEMENTS NARRATIVE

TestAmerica North Canton (formerly STL North Canton) conducts a quality assurance/quality control (QA/QC) program designed to provide scientifically valid and legally defensible data. Toward this end, several types of quality control indicators are incorporated into the QA/QC program, which is described in detail in QA Policy, QA-003. These indicators are introduced into the sample testing process to provide a mechanism for the assessment of the analytical data.

QC BATCH

Environmental samples are taken through the testing process in groups called QUALITY CONTROL BATCHES (QC batches). A QC batch contains up to twenty environmental samples of a similar matrix (water, soil) that are processed using the same reagents and standards. TestAmerica North Canton (formerly STL North Canton) requires that each environmental sample be associated with a QC batch.

Several quality control samples are included in each QC batch and are processed identically to the twenty environmental samples.

For SW846/RCRA methods, QC samples include a METHOD BLANK (MB), a LABORATORY CONTROL SAMPLE (LCS) and, where appropriate, a MATRIX SPIKE/MATRIX SPIKE DUPLICATE (MS/MSD) pair or a MATRIX SPIKE/SAMPLE DUPLICATE (MS/DU) pair. If there is insufficient sample to perform an MS/MSD or an MS/DU, then a LABORATORY CONTROL SAMPLE DUPLICATE (LCSD) is included in the QC batch.

For 600 series/CWA methods, QC samples include a METHOD BLANK (MB), a LABORATORY CONTROL SAMPLE (LCS) and, where appropriate, a MATRIX SPIKE (MS). An MS is prepared and analyzed at a 10% frequency for GC Methods and at a 5% frequency for GC/MS methods.

LABORATORY CONTROL SAMPLE

The Laboratory Control Sample is a QC sample that is created by adding known concentrations of a full or partial set of target analytes to a matrix similar to that of the environmental samples in the QC batch. Multi peak responders may not be included in the target spike list due to co-elution. The LCS analyte recovery results are used to monitor the analytical process and provide evidence that the laboratory is performing the method within acceptable guidelines. All control analytes indicated by a bold type in the LCS must meet acceptance criteria. Failure to meet the established recovery guidelines requires the repreparation and reanalysis of all samples in the QC batch. Comparison of only the failed parameters from the first batch are evaluated. The only exception to the rework requirement is that if the LCS recoveries are biased high and the associated sample is ND (non-detected) for the parameter(s) of interest, the batch is acceptable.

At times, a Laboratory Control Sample Duplicate (LCSD) is also included in the QC batch. An LCSD is a QC sample that is created and handled identically to the LCS. Analyte recovery data from the LCSD is assessed in the same way as that of the LCS. The LCSD recoveries, together with the LCS recoveries, are used to determine the reproducibility (precision) of the analytical system. Precision data are expressed as relative percent differences (RPDs). If the RPD fails for an LCS/LCSD and yet the recoveries are within acceptance criteria, the batch is still acceptable.

METHOD BLANK

The Method Blank is a QC sample consisting of all the reagents used in analyzing the environmental samples contained in the QC batch. Method Blank results are used to determine if interference or contamination in the analytical system could lead to the reporting of false positive data or elevated analyte concentrations. All target analytes must be below the reporting limits (RL) or the associated sample(s) must be ND except under the following circumstances:

- Common organic contaminants may be present at concentrations up to 5 times the reporting limits. Common metals contaminants may be present at concentrations up to 2 times the reporting limit, or the reported blank concentration must be twenty fold less than the concentration reported in the associated environmental samples. (See common laboratory contaminants listed in the table.)

Volatile (GC or GC/MS)	Semivolatile (GC/MS)	Metals ICP-MS	Metals ICP Trace
Methylene Chloride, Acetone, 2-Butanone	Phthalate Esters	Copper, Iron, Zinc, Lead, Calcium, Magnesium, Potassium, Sodium, Barium, Chromium, Manganese	Copper, Iron, Zinc, Lead

QUALITY CONTROL ELEMENTS NARRATIVE (continued)

- Organic blanks will be accepted if compounds detected in the blank are present in the associated samples at levels 10 times the blank level. Inorganic blanks will be accepted if elements detected in the blank are present in the associated samples at 20 times the blank level.

- Blanks will be accepted if the compounds/elements detected are not present in any of the associated environmental samples.

Failure to meet these Method Blank criteria requires the repreparation and reanalysis of all samples in the QC batch.

MATRIX SPIKE/MATRIX SPIKE DUPLICATE

A Matrix Spike and a Matrix Spike Duplicate are a pair of environmental samples to which known concentrations of a full or partial set of target analytes are added. The MS/MSD results are determined in the same manner as the results of the environmental sample used to prepare the MS/MSD. The analyte recoveries and the relative percent differences (RPDs) of the recoveries are calculated and used to evaluate the effect of the sample matrix on the analytical results. Due to the potential variability of the matrix of each sample, the MS/MSD results may not have an immediate bearing on any samples except the one spiked; therefore, the associated batch MS/MSD may not reflect the same compounds as the samples contained in the analytical report. When these MS/MSD results fail to meet acceptance criteria, the data is evaluated. If the LCS is within acceptance criteria, the batch is considered acceptable.

For certain methods, a Matrix Spike/Sample Duplicate (MS/DU) may be included in the QC batch in place of the MS/MSD. For the parameters (i.e. pH, ignitability) where it is not possible to prepare a spiked sample, a Sample Duplicate may be included in the QC batch. However, a Sample Duplicate is less likely to provide usable precision statistics depending on the likelihood of finding concentrations below the standard reporting limit. When the Sample Duplicate result fails to meet acceptance criteria, the data is evaluated.

For certain methods (600 series methods/CWA), a Matrix Spike is required in place of a Matrix Spike/Matrix Spike Duplicate (MS/MSD) or Matrix Spike/Sample Duplicate (MS/DU).

The acceptance criteria do not apply to samples that are diluted.

SURROGATE COMPOUNDS

In addition to these batch-related QC indicators, each organic environmental and QC sample is spiked with surrogate compounds. Surrogates are organic chemicals that behave similarly to the analytes of interest and that are rarely present in the environment. Surrogate recoveries are used to monitor the individual performance of a sample in the analytical system.

If surrogate recoveries are biased high in the LCS, LCSD, or the Method Blank, and the associated sample(s) are ND, the batch is acceptable. Otherwise, if the LCS, LCSD, or Method Blank surrogate(s) fail to meet recovery criteria, the entire sample batch is reprepared and reanalyzed. If the surrogate recoveries are outside criteria for environmental samples, the samples will be reprepared and reanalyzed unless there is objective evidence of matrix interference or if the sample dilution is greater than the threshold outlined in the associated method SOP.

The acceptance criteria do not apply to samples that are diluted. All other surrogate recoveries will be reported.

For the GC/MS BNA methods, the surrogate criterion is that two of the three surrogates for each fraction must meet acceptance criteria. The third surrogate must have a recovery of ten percent or greater.

For the Pesticide and PCB methods, the surrogate criterion is that one of two surrogate compounds must meet acceptance criteria. The second surrogate must have a recovery of 10% or greater.

TestAmerica North Canton (formerly STL North Canton)Certifications and Approvals:

California (#01144CA), Connecticut (#PH-0590), Florida (#E87225),
Illinois (#200004), Kansas (#E10336), Minnesota (#39-999-348), New Jersey (#OH001), New York (#10975), OhioVAP (#CL0024), West Virginia (#210), Wisconsin (#999518190),NAVY, ARMY, USDA Soil Permit,

MANUAL INTEGRATION SUMMARY

Lot A7G110101

Client ID: FWGLL12mw-183C-0482
Compound Name: 1,4-Dichlorobenzene-d4
Instrument ID: a4hp7.i
File Name: J2LK41AE.D
Inj. Date and Time: 24-JUL-2007 01:09
Manual Integration Reason: Poor Chromatography

Client ID: FWGCBPmw-007C-0475-
Compound Name: 1,4-Dichlorobenzene-d4
Instrument ID: a4hp7.i
File Name: J2LKL1AC.D
Inj. Date and Time: 24-JUL-2007 00:10
Manual Integration Reason: Poor Chromatography

Client ID: FWGEQUIPRinse2-0502
Compound Name: 1,4-Dichlorobenzene-d4
Instrument ID: a4hp7.i
File Name: J2LKT1AC.D
Inj. Date and Time: 24-JUL-2007 00:49
Manual Integration Reason: Poor Chromatography

Client ID: FWGEQUIPRinse2-0502
Compound Name: 1-Methylnaphthalene
Instrument ID: a4hp7.i
File Name: J2LKT1AC.D
Inj. Date and Time: 30-JUL-2007 12:13
Manual Integration Reason: Peak not found

Client ID: FWGLL12mw-182C-0481
Compound Name: Pyridine
Instrument ID: a4hp7.i
File Name: J2LLH1AC.D
Inj. Date and Time: 24-JUL-2007 14:50
Manual Integration Reason: Poor Chromatography

Client ID: FWGLL12mw-186C-0483
Compound Name: Benzoic Acid
Instrument ID: a4hp8.i
File Name: J2LK82AE.D
Inj. Date and Time: 30-JUL-2007 17:58
Manual Integration Reason: Poor Chromatography

Client ID: FWGCBPmw-007C-0475-
Compound Name: Benzoic Acid
Instrument ID: a4hp8.i
File Name: J2LKL2AC.D
Inj. Date and Time: 30-JUL-2007 15:29
Manual Integration Reason: Poor Chromatography

MANUAL INTEGRATION SUMMARY

Lot A7G110101 (Continued)

Client ID: FWGBKGmw-012C-0465-
Compound Name: 2-Fluorophenol
Instrument ID: a4hp8.i
File Name: J2LKV2AC.D
Inj. Date and Time: 30-JUL-2007 16:25
Manual Integration Reason: Poor Chromatography

Client ID: FWGBKGmw-012C-0465-
Compound Name: Phenol-d5
Instrument ID: a4hp8.i
File Name: J2LKV2AC.D
Inj. Date and Time: 30-JUL-2007 16:25
Manual Integration Reason: Poor Chromatography

Client ID: FWGBKGmw-008C-0463-
Compound Name: Benzoic Acid
Instrument ID: a4hp8.i
File Name: J2LLC2AC.D
Inj. Date and Time: 30-JUL-2007 18:17
Manual Integration Reason: Poor Chromatography

Client ID: FWGBKGmw-004C-0460-
Compound Name: Benzoic Acid
Instrument ID: a4hp8.i
File Name: J2LLE2AC.D
Inj. Date and Time: 30-JUL-2007 18:35
Manual Integration Reason: Poor Chromatography

Client ID: FWGLL12mw-DUP2-0498
Compound Name: Benzoic Acid
Instrument ID: a4hp8.i
File Name: J2LLN2AC.D
Inj. Date and Time: 30-JUL-2007 19:13
Manual Integration Reason: Poor Chromatography

Client ID: FWGLL12mw-183C-0482
Compound Name: 1,4-Dichlorobenzene-d4
Instrument ID: a4hp7.i
File Name: J2LK41AF.D
Inj. Date and Time: 24-JUL-2007 01:29
Manual Integration Reason: Poor Chromatography

Client ID: FWGLL12mw-183C-0482
Compound Name: 4-Nitrophenol
Instrument ID: a4hp7.i
File Name: J2LK41AF.D
Inj. Date and Time: 24-JUL-2007 01:29
Manual Integration Reason: Poor Chromatography

MANUAL INTEGRATION SUMMARY

Lot A7G110101 (Continued)

Client ID: FWGLL12mw-183C-0482
Compound Name: 4-Nitroaniline
Instrument ID: a4hp7.i
File Name: J2LK41AF.D
Inj. Date and Time: 24-JUL-2007 01:29
Manual Integration Reason: Poor Chromatography

Client ID: FWGLL12mw-183C-0482
Compound Name: 4,6-Dinitro-2-methylphenol
Instrument ID: a4hp7.i
File Name: J2LK41AF.D
Inj. Date and Time: 24-JUL-2007 01:29
Manual Integration Reason: Poor Chromatography

Client ID: FWGBKGmw-021C-0473-
Compound Name: Benzoic Acid
Instrument ID: a4hp8.i
File Name: J2LLV2AC.D
Inj. Date and Time: 30-JUL-2007 19:50
Manual Integration Reason: Poor Chromatography

Client ID: FWGLL12mw-183C-0482
Compound Name: Benzoic Acid
Instrument ID: a4hp7.i
File Name: J2LK41AF.D
Inj. Date and Time: 30-JUL-2007 12:51
Manual Integration Reason: Poor Chromatography

Client ID: FWGLL12mw-183C-0482
Compound Name: 4-Nitroaniline
Instrument ID: a4hp7.i
File Name: J2LK41AF.D
Inj. Date and Time: 30-JUL-2007 12:51
Manual Integration Reason: Poor Chromatography

Client ID: FWGLL12mw-183C-0482
Compound Name: 1,4-Dichlorobenzene-d4
Instrument ID: a4hp7.i
File Name: J2LK41AG.D
Inj. Date and Time: 24-JUL-2007 01:49
Manual Integration Reason: Poor Chromatography

Client ID: FWGLL12mw-183C-0482
Compound Name: 4-Nitroaniline
Instrument ID: a4hp7.i
File Name: J2LK41AG.D
Inj. Date and Time: 24-JUL-2007 01:49
Manual Integration Reason: Poor Chromatography

MANUAL INTEGRATION SUMMARY

Lot A7G110101 (Continued)

Client ID: FWGLL12mw-183C-0482
Compound Name: Benzoic Acid
Instrument ID: a4hp7.i
File Name: J2LK41AG.D
Inj. Date and Time: 30-JUL-2007 13:10
Manual Integration Reason: Poor Chromatography

Client ID: FWGLL12mw-183C-0482
Compound Name: AROCLOR-1016
Instrument ID: a2hp11.i
File Name: 055F5501.D
Inj. Date and Time: 14-JUL-2007 00:54
Manual Integration Reason: Manually Assigned

Client ID: FWGLL12mw-183C-0482
Compound Name: AROCLOR-1016
Instrument ID: a2hp11.i
File Name: 055F5501.D
Inj. Date and Time: 14-JUL-2007 00:54
Manual Integration Reason: Manually Assigned

Client ID: FWGLL12mw-183C-0482
Compound Name: AROCLOR-1016
Instrument ID: a2hp11.i
File Name: 056F5601.D
Inj. Date and Time: 14-JUL-2007 01:10
Manual Integration Reason: Manually Assigned

Client ID: FWGLL12mw-183C-0482
Compound Name: AROCLOR-1016
Instrument ID: a2hp11.i
File Name: 056F5601.D
Inj. Date and Time: 14-JUL-2007 01:10
Manual Integration Reason: Manually Assigned

QUALITY CONTROL ELEMENTS NARRATIVE

TestAmerica North Canton (formerly STL North Canton) conducts a quality assurance/quality control (QA/QC) program designed to provide scientifically valid and legally defensible data. Toward this end, several types of quality control indicators are incorporated into the QA/QC program, which is described in detail in QA Policy, QA-003. These indicators are introduced into the sample testing process to provide a mechanism for the assessment of the analytical data.

QC BATCH

Environmental samples are taken through the testing process in groups called QUALITY CONTROL BATCHES (QC batches). A QC batch contains up to twenty environmental samples of a similar matrix (water, soil) that are processed using the same reagents and standards. TestAmerica North Canton (formerly STL North Canton) requires that each environmental sample be associated with a QC batch.

Several quality control samples are included in each QC batch and are processed identically to the twenty environmental samples.

For SW846/RCRA methods, QC samples include a METHOD BLANK (MB), a LABORATORY CONTROL SAMPLE (LCS) and, where appropriate, a MATRIX SPIKE/MATRIX SPIKE DUPLICATE (MS/MSD) pair or a MATRIX SPIKE/SAMPLE DUPLICATE (MS/DU) pair. If there is insufficient sample to perform an MS/MSD or an MS/DU, then a LABORATORY CONTROL SAMPLE DUPLICATE (LCSD) is included in the QC batch.

For 600 series/CWA methods, QC samples include a METHOD BLANK (MB), a LABORATORY CONTROL SAMPLE (LCS) and, where appropriate, a MATRIX SPIKE (MS). An MS is prepared and analyzed at a 10% frequency for GC Methods and at a 5% frequency for GC/MS methods.

LABORATORY CONTROL SAMPLE

The Laboratory Control Sample is a QC sample that is created by adding known concentrations of a full or partial set of target analytes to a matrix similar to that of the environmental samples in the QC batch. Multi peak responders may not be included in the target spike list due to co-elution. The LCS analyte recovery results are used to monitor the analytical process and provide evidence that the laboratory is performing the method within acceptable guidelines. All control analytes indicated by a bold type in the LCS must meet acceptance criteria. Failure to meet the established recovery guidelines requires the repreparation and reanalysis of all samples in the QC batch. Comparison of only the failed parameters from the first batch are evaluated. The only exception to the rework requirement is that if the LCS recoveries are biased high and the associated sample is ND (non-detected) for the parameter(s) of interest, the batch is acceptable.

At times, a Laboratory Control Sample Duplicate (LCSD) is also included in the QC batch. An LCSD is a QC sample that is created and handled identically to the LCS. Analyte recovery data from the LCSD is assessed in the same way as that of the LCS. The LCSD recoveries, together with the LCS recoveries, are used to determine the reproducibility (precision) of the analytical system. Precision data are expressed as relative percent differences (RPDs). If the RPD fails for an LCS/LCSD and yet the recoveries are within acceptance criteria, the batch is still acceptable.

METHOD BLANK

The Method Blank is a QC sample consisting of all the reagents used in analyzing the environmental samples contained in the QC batch. Method Blank results are used to determine if interference or contamination in the analytical system could lead to the reporting of false positive data or elevated analyte concentrations. All target analytes must be below the reporting limits (RL) or the associated sample(s) must be ND except under the following circumstances:

- Common organic contaminants may be present at concentrations up to 5 times the reporting limits. Common metals contaminants may be present at concentrations up to 2 times the reporting limit, or the reported blank concentration must be twenty fold less than the concentration reported in the associated environmental samples. (See common laboratory contaminants listed in the table.)

Volatile (GC or GC/MS)	Semivolatile (GC/MS)	Metals ICP-MS	Metals ICP Trace
Methylene Chloride, Acetone, 2-Butanone	Phthalate Esters	Copper, Iron, Zinc, Lead, Calcium, Magnesium, Potassium, Sodium, Barium, Chromium, Manganese	Copper, Iron, Zinc, Lead

QUALITY CONTROL ELEMENTS NARRATIVE (continued)

- Organic blanks will be accepted if compounds detected in the blank are present in the associated samples at levels 10 times the blank level. Inorganic blanks will be accepted if elements detected in the blank are present in the associated samples at 20 times the blank level.

- Blanks will be accepted if the compounds/elements detected are not present in any of the associated environmental samples.

Failure to meet these Method Blank criteria requires the repreparation and reanalysis of all samples in the QC batch.

MATRIX SPIKE/MATRIX SPIKE DUPLICATE

A Matrix Spike and a Matrix Spike Duplicate are a pair of environmental samples to which known concentrations of a full or partial set of target analytes are added. The MS/MSD results are determined in the same manner as the results of the environmental sample used to prepare the MS/MSD. The analyte recoveries and the relative percent differences (RPDs) of the recoveries are calculated and used to evaluate the effect of the sample matrix on the analytical results. Due to the potential variability of the matrix of each sample, the MS/MSD results may not have an immediate bearing on any samples except the one spiked; therefore, the associated batch MS/MSD may not reflect the same compounds as the samples contained in the analytical report. When these MS/MSD results fail to meet acceptance criteria, the data is evaluated. If the LCS is within acceptance criteria, the batch is considered acceptable.

For certain methods, a Matrix Spike/Sample Duplicate (MS/DU) may be included in the QC batch in place of the MS/MSD. For the parameters (i.e. pH, ignitability) where it is not possible to prepare a spiked sample, a Sample Duplicate may be included in the QC batch. However, a Sample Duplicate is less likely to provide usable precision statistics depending on the likelihood of finding concentrations below the standard reporting limit. When the Sample Duplicate result fails to meet acceptance criteria, the data is evaluated.

For certain methods (600 series methods/CWA), a Matrix Spike is required in place of a Matrix Spike/Matrix Spike Duplicate (MS/MSD) or Matrix Spike/Sample Duplicate (MS/DU).

The acceptance criteria do not apply to samples that are diluted.

SURROGATE COMPOUNDS

In addition to these batch-related QC indicators, each organic environmental and QC sample is spiked with surrogate compounds. Surrogates are organic chemicals that behave similarly to the analytes of interest and that are rarely present in the environment. Surrogate recoveries are used to monitor the individual performance of a sample in the analytical system.

If surrogate recoveries are biased high in the LCS, LCSD, or the Method Blank, and the associated sample(s) are ND, the batch is acceptable. Otherwise, if the LCS, LCSD, or Method Blank surrogate(s) fail to meet recovery criteria, the entire sample batch is reprepared and reanalyzed. If the surrogate recoveries are outside criteria for environmental samples, the samples will be reprepared and reanalyzed unless there is objective evidence of matrix interference or if the sample dilution is greater than the threshold outlined in the associated method SOP.

The acceptance criteria do not apply to samples that are diluted. All other surrogate recoveries will be reported.

For the GC/MS BNA methods, the surrogate criterion is that two of the three surrogates for each fraction must meet acceptance criteria. The third surrogate must have a recovery of ten percent or greater.

For the Pesticide and PCB methods, the surrogate criterion is that one of two surrogate compounds must meet acceptance criteria. The second surrogate must have a recovery of 10% or greater.

TestAmerica North Canton (formerly STL North Canton)Certifications and Approvals:

California (#01144CA), Connecticut (#PH-0590), Florida (#E87225),
Illinois (#200004), Kansas (#E10336), Minnesota (#39-999-348), New Jersey (#OH001), New York (#10975), OhioVAP (#CL0024), West Virginia (#210), Wisconsin (#999518190),NAVY, ARMY, USDA Soil Permit,

Chain of Custody Record

SEVERN TRENT **STL**

Severn Trent Laboratories, Inc.

STL-4124 (0901)

Client	Project Manager	Date	Chain of Custody Number
EQM	JOHN Miller	7-10-07	117202
Address	**Telephone Number (Area Code)/Fax Number**	**Lab Number**	**Page** 1 of 1
1800 CARILLON BLVD	513-825-7500 - FAX 7495	330-497-9396	
City / **State** / **Zip Code**	**Site Contact**	**Lab Contact**	
CINCINNATI / OH / 45240	E. CORBIN	M. Loeb	
Project Name and Location (State)	**Carrier/Waybill Number**		
RVAAP (OH) PN. 30240.0006	STL pickup		
Contract/Purchase Order/Quote No.			
PO # 12633			

Sample I.D. No. and Description (Containers for each sample may be combined on one line)	Date	Time	Matrix: Air	Aqueous	Sed.	Soil	Containers & Preservatives: Unpres.	H2SO4	HNO3	HCl	NaOH	ZnAc/NaOH	Analysis: VOC 8260	SVOC 8270	Explo 8330	PEST 8081	PCB 8082	Cyanide 9012	Perchlorate 6850/6860	Metals 6010/6020/7470	Special Instructions/ Conditions of Receipt
FWGCBPmw007C-0475-GW	7-10-07	09:00		X			10			3	1		X	X	X	X	X	X	X		
FWGCBPmw-007C-0475-GF	"	09:00		X					1											X	
FWGCBPmw-006C-0474-GW	7-10-07	12:35		X			10			3	1		X	X	X	X	X	X	X		
FWGCBPmw-006C-0474-GF	"	12:35		X					1											X	
FWGTeamLPRinse2-0502-GW	7-10-07	1110		X			10			3	1		X	X	X	X	X	X	X	X	
FWGBKGmw-012C-0465-GW	7/10/07	1425		X			10			3	1		X	X	X	X	X	X	X		
FWGBKGmw-012C-0465-GF	7/10/07	1425		X					1											X	
FWGTeam3-Trip	7/10/07	08:00		X						2			X								
FWGLL1mw-080C-0485-GW	7/9/07	1840		X			10			3	1		X	X	X	X	X	X	X		
FWGLL1mw-080C-0485-GF	7/9/07	1840		X					1											X	
FWGTeam3-070907	7/9/07	0800		X						2			X								
																		EC	7/10/07		

Possible Hazard Identification
☒ Non-Hazard ☐ Flammable ☐ Skin Irritant ☐ Poison B ☐ Unknown

Sample Disposal
☐ Return To Client ☐ Disposal By Lab ☐ Archive For _____ Months
(A fee may be assessed if samples are retained longer than 1 month)

Turn Around Time Required
☐ 24 Hours ☐ 48 Hours ☐ 7 Days ☐ 14 Days ☒ 21 Days ☐ Other PER SOW

QC Requirements (Specify)
Metals are Field Filtered except rinse sample

1. Relinquished By	Date	Time	1. Received By	Date	Time
Erik C. Corbin EQ	7/10/07	17:50	Rick Roberts	7-10-07	1750
2. Relinquished By	**Date**	**Time**	**2. Received By**	**Date**	**Time**
Rick Roberts	7-10-07	1840		7/11/07	0730
3. Relinquished By	**Date**	**Time**	**3. Received By**	**Date**	**Time**

Comments
Temps MAY NOT meet Requirements IF Sample collection is late in day close to LAB pickup
Cooler ID # L024/002/A113/C96/L062

DISTRIBUTION: WHITE - Returned to Client with Report; CANARY - Stays with the Sample; PINK - Field Copy

Chain of Custody Record

SEVERN TRENT **STL**
Severn Trent Laboratories, Inc.

STL-4124 (0901)

Client	Project Manager	Date	Chain of Custody Number
EQM	JOHN Miller	7-10-07	117203

Address	Telephone Number (Area Code)/Fax Number	Lab Number	Page
1800 Carillon Blvd	513-825-7500 FAX-7495	330-497-9396	1 of 1

City	State	Zip Code	Site Contact	Lab Contact
Cincinnati	OH	45240	E. Corbin	M. Loeb

Project Name and Location (State)	Carrier/Waybill Number
RVAAP (OH) PN: 30240.0006	STL pickup

Contract/Purchase Order/Quote No.: PO# 12633

Analysis (Attach list if more space is needed)

Sample I.D. No. and Description (Containers for each sample may be combined on one line)	Date	Time	Matrix: Air	Aqueous	Sed.	Soil	Containers & Preservatives: Unpres.	H2SO4	HNO3	HCl	NaOH	ZnAc/NaOH	VOC 8260	SVOC 8270	Explo 8330	PEST 8081	PCB 8082	Cyanide 9012	Propellant	Metal 6010/6020 7470	NO2/NO3	Special Instructions/ Conditions of Receipt
FWGLL12mw-183C-0482-GW	7-10-07	0915		X			30	3		9	3		X	X	X	X	X	X	X		X	MSMSD
FWGLL12mw-183C-0482-GF	7-10-07	0915		X					3											X		MSMSD
FWGLL12mw-186C-0483-GW	7-10-07	1215		X			10	1		3	1		X	X	X	X	X	X	X		X	
FWGLL12mw-186C-0483GF	7-10-07	1215		X					1											X		
FWGBKGmw-008C-0463-GW	7-10-07	1405		X			10	[illegible]		3	1		X	X	X	X	X	X	X			
FWGBKGmw-008C-0463-GF	7-10-07	1405		X					1											X		
FWGBKGmw-004C-0460-GW	7-10-07	1530		X			10			3	1		X	X	X	X	X	X	X			
FWGBKGmw-004C-0460-GF	7-10-07	1530		X					1											X		
FWGTRIP-Team 2	7-10-07	0800		X						2			X									

[signature] 7/10/07

Possible Hazard Identification: ☒ Non-Hazard ☐ Flammable ☐ Skin Irritant ☐ Poison B ☐ Unknown

Sample Disposal: ☐ Return To Client ☒ Disposal By Lab ☐ Archive For ____ Months (A fee may be assessed if samples are retained longer than 1 month)

Turn Around Time Required: ☐ 24 Hours ☐ 48 Hours ☐ 7 Days ☐ 14 Days ☒ 21 Days ☐ Other PER SOW

QC Requirements (Specify): Metals are Field Filtered

	Date	Time		Date	Time
1. Relinquished By: Erik C. Corbin EQ	7/10/07	17:50	1. Received By: Rick Robison	7-10-07	1750
2. Relinquished By: Rick Robison	7-10-07	1840	2. Received By: Matt Ferrel / TEST AMERICA	11 JUL 07	0730
3. Relinquished By			3. Received By		

Comments: Temps may not meet Requirements IF Sample Collection is late in day close to pick-ups

DISTRIBUTION: WHITE - Returned to Client with Report; CANARY - Stays with the Sample; PINK - Field Copy

Cooler ID# - L070/C130/C155/C62/L014/L043

[redacted]

Chain of Custody Record

SEVERN TRENT **STL**

Severn Trent Laboratories, Inc.

STL-4124 (0901)

Client: EQM	Project Manager: JOHN Miller	Date: 7/10/07	Chain of Custody Number: 117204
Address: 1800 CARILLON BLVD	Telephone Number (Area Code)/Fax Number: 513-825-7500 FAX-7495	Lab Number: 330-497-9396	Page 1 of 1
City: CINCINNATI State: OH Zip Code: 45240	Site Contact: E. CORBIN Lab Contact: M. LOEB		
Project Name and Location (State): RVAAP (OH) PN: 30240.0006	Carrier/Waybill Number:		
Contract/Purchase Order/Quote No.: PO# 126 33			

Analysis (Attach list if more space is needed)

Sample I.D. No. and Description (Containers for each sample may be combined on one line)	Date	Time	Matrix: Air	Aqueous	Sed.	Soil	Containers & Preservatives: Unpres.	H2SO4	HNO3	HCl	NaOH	ZnAc/NaOH	VOC 8260	SVOC 8270	EXPb 8330	PESI 8081	PCB 8082	Cyanide 9012	Propellant	Metal 6010/6020	Nitrate/Nitrite 2470	Special Instructions/ Conditions of Receipt
FWGLL12mw-182C-0481-GW	7/10/07	09:05		X			10	1		3	1		X	X	X	X	X	X	X		X	
FWGLL12mw-182C-0481-GF	7/10/07	09:05		X					1											X		
FWGLL12mw-DUP2-0498-GW	7/10/07	09:05		X			10	1		3	1		X	X	X	X	X	X	X		X	
FWGLL12mw-DUP2-0498-GF	7/10/07	09:05		X					1											X		
FWGLL12mw-153C-0480-GW	7/10/07	12:01		X			10	1		3	1		X	X	X	X	X	X	X		X	
FWGLL12mw-153C-0480-GF	7/10/07	12:01		X					1											X		
FWGBKGmw-021C-0473-GW	7/10/07	14:10		X			10			3	1		X	X	X	X	X	X	X			
FWGBKGmw-021C-0473-GF	7/10/07	14:10		X					1											X		

EC 7/10/07

Possible Hazard Identification: ☒ Non-Hazard ☐ Flammable ☐ Skin Irritant ☐ Poison B ☐ Unknown

Sample Disposal: ☐ Return To Client ☒ Disposal By Lab ☐ Archive For _____ Months (A fee may be assessed if samples are retained longer than 1 month)

Turn Around Time Required: ☐ 24 Hours ☐ 48 Hours ☐ 7 Days ☐ 14 Days ☒ 21 Days ☐ Other PER SOW

QC Requirements (Specify): Metals are Field Filtered

	Date	Time		Date	Time
1. Relinquished By: Erik C. Corbin EQ	7/10/07	17:50	1. Received By: Rick Robison	7-10-07	1750
2. Relinquished By: Rick Robison	7-10-07	1840	2. Received By: [signature]	7/11/07	0730
3. Relinquished By:			3. Received By:		

Comments: Temps may not meet requirements if sample collection is late in day close to lab pickup. Cooler ID #-K029/C106/C122/L060

DISTRIBUTION: WHITE - Returned to Client with Report; CANARY - Stays with the Sample; PINK - Field Copy

TestAmerica Cooler Receipt Form/Narrative **Lot Number:** A7G110101
North Canton Facility

Client: EQM Project: _____ Quote#: _____
Cooler Received on: 7/11/07 Opened on: 7/11/07 By: [signature] (Signature)
Fedx ☐ Client Drop Off ☐ UPS ☐ DHL ☐ FAS ☐ TestAmerica Courier ☒
Stetson ☐ US Cargo ☐ Other: _____
TestAmerica Cooler No# See back Foam Box ☐ Client Cooler ☐ Other _____

1. Were custody seals on the outside of the cooler? Yes ☒ No ☐ Intact? Yes ☒ No ☐ NA ☐
   If YES, Quantity 5
   Were the custody seals signed and dated? Yes ☒ No ☐ NA ☐
2. Shipper's packing slip attached to this form? Yes ☐ No ☐ NA ☒
3. Did custody papers accompany the samples? Yes ☒ No ☐ Relinquished by client? Yes ☒ No ☐
4. Did you sign the custody papers in the appropriate place? Yes ☒ No ☐
5. Packing material used: Bubble Wrap ☒ Foam ☒ None ☐ Other: _____
6. Cooler temperature upon receipt _____ °C (see back of form for multiple coolers/temp)

METHOD: Temp Vial ☐ Coolant & Sample ☐ Against Bottles ☐ IR ☒ ICE/H_2O Slurry ☐
COOLANT: Wet Ice ☒ Blue Ice ☐ Dry Ice ☐ Water ☐ None ☐

7. Did all bottles arrive in good condition (Unbroken)? Yes ☒ No ☐
8. Could all bottle labels and/or tags be reconciled with the COC? Yes ☒ No ☐
9. Were samples at the correct pH upon receipt? Yes ☐ No ☒ NA ☐
10. Were correct bottles used for the tests indicated? Yes ☒ No ☐
11. Were air bubbles >6 mm in any VOA vials? Yes ☐ No ☒ NA ☐
12. Sufficient quantity received to perform indicated analyses? Yes ☒ No ☐
13. Was a Trip Blank present in the cooler? Yes ☒ No ☐ Were VOAs on the COC? Yes ☒ No ☐

Contacted PM _____ Date: _____ by: _____ via Voice Mail ☐ Verbal ☐ Other ☐
Concerning: _____

1. CHAIN OF CUSTODY

The following discrepancies occurred:

2. SAMPLE CONDITION

Sample(s) _____ were received after the recommended holding time had expired.
Sample(s) _____ were received in a broken container.

3. SAMPLE PRESERVATION

Sample(s) 007C - 0475-GW (1xL) w/ HNO3 were further preserved in sample receiving to meet recommended pH level(s). *Nitric Acid Lot #042607-HNO3; Sulfuric Acid Lot # 092006-H2SO4; Sodium Hydroxide Lot # 122805 -NaOH; Hydrochloric Acid Lot # 100504-HCl; Sodium Hydroxide and Zinc Acetate Lot # 050205-CH3COO2ZN/NaOH*
Sample(s) _____ were received with bubble > 6 mm in diameter (cc: PM)

4. Other (see below or back)

Client ID	pH	Date	Initials
475-GW	>12	7/11/07	JM
475-GF	<2		
474-GW	>12		
474-GF	<2		
Equip Rinse	<2 >12		
465-GW	>12		
465-GF	<2		
485-GW	>12		
485-GF	<2		

TestAmerica Cooler Receipt Form/Narrative
North Canton Facility

Lot Number: A7G110101

Client: EQM Project: RVAAP Quote#:

Cooler Received on: 11 JUL 2007 Opened on: 11 JUL 2007 By: Matt Ferrel (Signature)

Fedx ☐ Client Drop Off ☐ UPS ☐ DHL ☐ FAS ☐ TestAmerica Courier ☒

Stetson ☐ US Cargo ☐ Other:

TestAmerica Cooler No# BACK Foam Box ☐ Client Cooler ☐ Other

1. Were custody seals on the outside of the cooler? Yes ☒ No ☐ Intact? Yes ☒ No ☐ NA ☐
   If YES, Quantity SIX
   Were the custody seals signed and dated? Yes ☒ No ☐ NA ☐
2. Shipper's packing slip attached to this form? Yes ☐ No ☐ NA ☒
3. Did custody papers accompany the samples? Yes ☒ No ☐ Relinquished by client? Yes ☒ No ☐
4. Did you sign the custody papers in the appropriate place? Yes ☒ No ☐
5. Packing material used: Bubble Wrap ☒ Foam ☒ None ☐ Other: PLASTIC BAG
6. Cooler temperature upon receipt BACK °C (see back of form for multiple coolers/temp)

METHOD: Temp Vial ☐ Coolant & Sample ☐ Against Bottles ☐ IR ☒ ICE/H_2O Slurry ☐

COOLANT: Wet Ice ☒ Blue Ice ☐ Dry Ice ☐ Water ☐ None ☐

7. Did all bottles arrive in good condition (Unbroken)? Yes ☒ No ☐
8. Could all bottle labels and/or tags be reconciled with the COC? Yes ☒ No ☐
9. Were samples at the correct pH upon receipt? Yes ☒ No ☐ NA ☐
10. Were correct bottles used for the tests indicated? Yes ☒ No ☐
11. Were air bubbles >6 mm in any VOA vials? Yes ☐ No ☒ NA ☐
12. Sufficient quantity received to perform indicated analyses? Yes ☒ No ☐
13. Was a Trip Blank present in the cooler? Yes ☒ No ☐ Were VOAs on the COC? Yes ☒ No ☐

Contacted PM: _____ Date: _____ by: _____ via Voice Mail ☐ Verbal ☐ Other ☐

Concerning:

1. CHAIN OF CUSTODY

The following discrepancies occurred:

2. SAMPLE CONDITION

Sample(s) _____ were received after the recommended holding time had expired.

Sample(s) _____ were received in a broken container.

3. SAMPLE PRESERVATION

Sample(s) _____ were further preserved in sample receiving to meet recommended pH level(s). *Nitric Acid Lot #042607-HNO3 - Sulfuric Acid Lot # 092006-H2SO4; Sodium Hydroxide Lot # 122805 -NaOH; Hydrochloric Acid Lot # 100504-HCl; Sodium Hydroxide and Zinc Acetate Lot # 050205-CH3COO2ZN/NaOH*

Sample(s) _____ were received with bubble > 6 mm in diameter (cc: PM)

4. Other (see below or back)

Client ID	pH	Date	Initials
482 GW	<2 <2 <2 >12 >12 >12	11 JUL 2007	MAF
482 GF	<2 <2 <2		
483 GW	<2 >12		
483 GF	<2		
463 GW	>12		
463 GF	<2		
460 GW	>12		
460 GF	<2		

TestAmerica Cooler Receipt Form/Narrative
North Canton Facility

Lot Number: A7G110101

Client: EQM Project: RVAAP Quote#:

Cooler Received on: 11 JUL 2007 Opened on: 11 JUL 2007 By: Matt Jerue (Signature)

Fedx ☐ Client Drop Off ☐ UPS ☐ DHL ☐ FAS ☐ TestAmerica Courier ☒

Stetson ☐ US Cargo ☐ Other:

TestAmerica Cooler No# BACK Foam Box ☐ Client Cooler ☐ Other

1. Were custody seals on the outside of the cooler? Yes ☒ No ☐ Intact? Yes ☒ No ☐ NA ☐
   If YES, Quantity FOUR
   Were the custody seals signed and dated? Yes ☒ No ☐ NA ☐
2. Shipper's packing slip attached to this form? Yes ☐ No ☐ NA ☒
3. Did custody papers accompany the samples? Yes ☒ No ☐ Relinquished by client? Yes ☒ No ☐
4. Did you sign the custody papers in the appropriate place? Yes ☒ No ☐
5. Packing material used: Bubble Wrap ☒ Foam ☒ None ☐ Other: PLASTIC BAG
6. Cooler temperature upon receipt BACK °C (see back of form for multiple coolers/temp)

METHOD: Temp Vial ☐ Coolant & Sample ☐ Against Bottles ☐ IR ☒ ICE/H_2O Slurry ☐

COOLANT: Wet Ice ☒ Blue Ice ☐ Dry Ice ☐ Water ☐ None ☐

7. Did all bottles arrive in good condition (Unbroken)? Yes ☒ No ☐
8. Could all bottle labels and/or tags be reconciled with the COC? Yes ☒ No ☐
9. Were samples at the correct pH upon receipt? Yes ☒ No ☐ NA ☐
10. Were correct bottles used for the tests indicated? Yes ☒ No ☐
11. Were air bubbles >6 mm in any VOA vials? Yes ☐ No ☒ NA ☐
12. Sufficient quantity received to perform indicated analyses? Yes ☒ No ☐
13. Was a Trip Blank present in the cooler? Yes ☒ No ☐ Were VOAs on the COC? Yes ☒ No ☐

Contacted PM MJL Date: 9/11/07 by: gw via Voice Mail ☐ Verbal ☐ Other ☒

Concerning: Discrepancy below.

1. CHAIN OF CUSTODY

The following discrepancies occurred:
Received 2x40 Trip Blanks, not on COC. Will log as FWGTRIP- Team1 does not already receiving Trip Blanks from Team 2 & Team 3.

2. SAMPLE CONDITION

Sample(s) _____ were received after the recommended holding time had expired.

Sample(s) _____ were received in a broken container.

3. SAMPLE PRESERVATION

Sample(s) _____ were further preserved in sample receiving to meet recommended pH level(s). *Nitric Acid Lot #042607-HNO3 - Sulfuric Acid Lot # 092006-H2SO4; Sodium Hydroxide Lot # 122805 -NaOH; Hydrochloric Acid Lot # 100504-HCl; Sodium Hydroxide and Zinc Acetate Lot # 050205-CH3COO2ZN/NaOH*

Sample(s) _____ were received with bubble > 6 mm in diameter (cc: PM)

4. Other (see below or back)

Client ID	pH		Date	Initials
481 GW	<2	>12	11 JUL 2007	MAF
481 GF	<2			
498 GW	<2	>12		
498 GF	<2			
480 GW	<2	>12		
480 GF	<2			
473 GW	>12			
473 GF	<2			

TestAmerica Cooler Receipt Form/Narrative
North Canton Facility

Client ID	pH	Date	Initials

Cooler	Temp	Method	Coolant
L062	2.6°C	IR	Ice
C96	3.7°C	"	"
A113	4.1°C		
L024	2.9°C		
0062	3.5°C		

Discrepancies Cont'd

TestAmerica Cooler Receipt Form/Narrative
North Canton Facility

Client ID	pH	Date	Initials

Cooler	Temp	Method	Coolant
L014	4.4	IR	WET ICE
L043	0.8		
C130	1.9		
C62	0.1		
L070	3.5		
C155	2.5		

Discrepancies Cont'd

TestAmerica Cooler Receipt Form/Narrative
North Canton Facility

Client ID	pH	Date	Initials

Cooler	Temp	Method	Coolant
K029	5.0		
L060	0.8		
C122	3.6		
C106	1.2		

Discrepancies Cont'd

SAMPLE SUMMARY

A7G110101

WO #	SAMPLE#	CLIENT SAMPLE ID	SAMPLED DATE	SAMP TIME
J2LKL	001	FWGCBPmw-007C-0475-GW	07/10/07	09:00
J2LKP	002	FWGCBPmw-007C-0475-GF	07/10/07	09:00
J2LKQ	003	FWGCBPmw-006C-0474-GW	07/10/07	12:35
J2LKR	004	FWGCBPmw-006C-0474-GF	07/10/07	12:35
J2LKT	005	FWGEQUIPRinse2-0502-GW	07/10/07	11:10
J2LKV	006	FWGBKGmw-012C-0465-GW	07/10/07	14:25
J2LKW	007	FWGBKGmw-012C-0465-GF	07/10/07	14:25
J2LKX	008	FWGTeam3-Trip	07/10/07	08:00
J2LK0	009	FWGLL1mw-080C-0485-GW	07/09/07	18:40
J2LK1	010	FWGLL1mw-080C-0485-GF	07/09/07	18:40
J2LK2	011	FWGTeam3-070907	07/09/07	08:00
J2LK4	012	FWGLL12mw-183C-0482-GW	07/10/07	09:15
J2LK7	013	FWGLL12mw-183C-0482-GF	07/10/07	09:15
J2LK8	014	FWGLL12mw-186C-0483-GW	07/10/07	12:15
J2LK9	015	FWGLL12mw-186C-0483-GF	07/10/07	12:15
J2LLC	016	FWGBKGmw-008C-0463-GW	07/10/07	14:05
J2LLD	017	FWGBKGmw-008C-0463-GF	07/10/07	14:05
J2LLE	018	FWGBKGmw-004C-0460-GW	07/10/07	15:30
J2LLF	019	FWGBKGmw-004C-0460-GF	07/10/07	15:30
J2LLG	020	FWGTRIP-Team2	07/10/07	08:00
J2LLH	021	FWGLL12mw-182C-0481-GW	07/10/07	09:05
J2LLM	022	FWGLL12mw-182C-0481-GF	07/10/07	09:05
J2LLN	023	FWGLL12mw-DUP2-0498-GW	07/10/07	09:05
J2LLQ	024	FWGLL12mw-DUP2-0498-GF	07/10/07	09:05
J2LLR	025	FWGLL12mw-153C-0480-GW	07/10/07	12:01
J2LLT	026	FWGLL12mw-153C-0480-GF	07/10/07	12:01
J2LLV	027	FWGBKGmw-021C-0473-GW	07/10/07	14:10
J2LLX	028	FWGBKGmw-021C-0473-GF	07/10/07	14:10
J2LL2	029	FWGTRIP-Team1	07/10/07	08:00

NOTE(S):

- The analytical results of the samples listed above are presented on the following pages.
- All calculations are performed before rounding to avoid round-off errors in calculated results.
- Results noted as "ND" were not detected at or above the stated limit.
- This report must not be reproduced, except in full, without the written approval of the laboratory.
- Results for the following parameters are never reported on a dry weight basis: color, corrosivity, density, flashpoint, ignitability, layers, odor, paint filter test, pH, porosity pressure, reactivity, redox potential, specific gravity, spot tests, solids, solubility, temperature, viscosity, and weight.

Environmental Quality Mgt., Inc.

Client Sample ID: FWGCBPmw-007C-0475-GW

GC/MS Volatiles

Lot-Sample #...:	A7G110101-001	**Work Order #...:**	J2LKL1AA	**Matrix.....:**	WG
Date Sampled...:	07/10/07 09:00	**Date Received..:**	07/11/07		
Prep Date.....:	07/17/07	**Analysis Date..:**	07/17/07		
Prep Batch #...:	7198244				
Dilution Factor:	1	**Initial Wgt/Vol:**	5 mL	**Final Wgt/Vol..:**	5 mL
		Method.....:	SW846 8260B		

PARAMETER	RESULT	REPORTING LIMIT	UNITS	MDL
Bromochloromethane	ND	1.0	ug/L	0.29
1,2-Dibromoethane	ND	1.0	ug/L	0.24
o-Xylene	ND	1.0	ug/L	0.14
m-Xylene & p-Xylene	ND	2.0	ug/L	0.24
cis-1,2-Dichloroethene	ND	1.0	ug/L	0.17
trans-1,2-Dichloroethene	ND	1.0	ug/L	0.19
Chloromethane	ND	1.0	ug/L	0.30
Bromomethane	ND	1.0	ug/L	0.41
Vinyl chloride	ND	1.0	ug/L	0.22
Chloroethane	ND	1.0	ug/L	0.29
Methylene chloride	ND	2.0	ug/L	0.33
Acetone	ND	10	ug/L	1.1
Carbon disulfide	ND	1.0	ug/L	0.13
1,1-Dichloroethene	ND	1.0	ug/L	0.19
1,1-Dichloroethane	ND	1.0	ug/L	0.15
1,2-Dichloroethene (total)	ND	1.0	ug/L	0.34
Chloroform	ND	1.0	ug/L	0.16
1,2-Dichloroethane	ND	1.0	ug/L	0.22
2-Butanone	ND	10	ug/L	0.57
1,1,1-Trichloroethane	ND	1.0	ug/L	0.22
Carbon tetrachloride	ND	1.0	ug/L	0.13
Bromodichloromethane	ND	1.0	ug/L	0.15
1,2-Dichloropropane	ND	1.0	ug/L	0.18
cis-1,3-Dichloropropene	ND	1.0	ug/L	0.14
Trichloroethene	ND	1.0	ug/L	0.17
Dibromochloromethane	ND	1.0	ug/L	0.18
1,1,2-Trichloroethane	ND	1.0	ug/L	0.27
Benzene	ND	1.0	ug/L	0.13
trans-1,3-Dichloropropene	ND	1.0	ug/L	0.19
Bromoform	ND	1.0	ug/L	0.64
4-Methyl-2-pentanone	ND	10	ug/L	0.32
2-Hexanone	ND	10	ug/L	0.41
Tetrachloroethene	ND	1.0	ug/L	0.29
1,1,2,2-Tetrachloroethane	ND	1.0	ug/L	0.18
Toluene	ND	1.0	ug/L	0.13
Chlorobenzene	ND	1.0	ug/L	0.15
Ethylbenzene	ND	1.0	ug/L	0.17

(Continued on next page)

Environmental Quality Mgt., Inc.

Client Sample ID: FWGCBPmw-007C-0475-GW

GC/MS Volatiles

Lot-Sample #...: A7G110101-001 **Work Order #...:** J2LKL1AA **Matrix.....:** WG

PARAMETER	RESULT	REPORTING LIMIT	UNITS	MDL
Styrene	ND	1.0	ug/L	0.11
Xylenes (total)	ND	2.0	ug/L	0.28

SURROGATE	PERCENT RECOVERY	RECOVERY LIMITS
Dibromofluoromethane	111	(50 - 150)
1,2-Dichloroethane-d4	89	(50 - 150)
Toluene-d8	92	(50 - 150)
4-Bromofluorobenzene	81	(50 - 150)

Environmental Quality Mgt., Inc.

Client Sample ID: FWGCBPmw-006C-0474-GW

GC/MS Volatiles

Lot-Sample #...: A7G110101-003 **Work Order #...:** J2LKQ1AA **Matrix.....:** WG
Date Sampled...: 07/10/07 12:35 **Date Received..:** 07/11/07
Prep Date.....: 07/17/07 **Analysis Date..:** 07/17/07
Prep Batch #...: 7198244
Dilution Factor: 1 **Initial Wgt/Vol:** 5 mL **Final Wgt/Vol..:** 5 mL
Method.....: SW846 8260B

PARAMETER	RESULT	REPORTING LIMIT	UNITS	MDL
Bromochloromethane	ND	1.0	ug/L	0.29
1,2-Dibromoethane	ND	1.0	ug/L	0.24
o-Xylene	ND	1.0	ug/L	0.14
m-Xylene & p-Xylene	ND	2.0	ug/L	0.24
cis-1,2-Dichloroethene	ND	1.0	ug/L	0.17
trans-1,2-Dichloroethene	ND	1.0	ug/L	0.19
Chloromethane	ND	1.0	ug/L	0.30
Bromomethane	ND	1.0	ug/L	0.41
Vinyl chloride	ND	1.0	ug/L	0.22
Chloroethane	ND	1.0	ug/L	0.29
Methylene chloride	ND	2.0	ug/L	0.33
Acetone	ND	10	ug/L	1.1
Carbon disulfide	ND	1.0	ug/L	0.13
1,1-Dichloroethene	ND	1.0	ug/L	0.19
1,1-Dichloroethane	ND	1.0	ug/L	0.15
1,2-Dichloroethene (total)	ND	1.0	ug/L	0.34
Chloroform	ND	1.0	ug/L	0.16
1,2-Dichloroethane	ND	1.0	ug/L	0.22
2-Butanone	ND	10	ug/L	0.57
1,1,1-Trichloroethane	ND	1.0	ug/L	0.22
Carbon tetrachloride	ND	1.0	ug/L	0.13
Bromodichloromethane	ND	1.0	ug/L	0.15
1,2-Dichloropropane	ND	1.0	ug/L	0.18
cis-1,3-Dichloropropene	ND	1.0	ug/L	0.14
Trichloroethene	ND	1.0	ug/L	0.17
Dibromochloromethane	ND	1.0	ug/L	0.18
1,1,2-Trichloroethane	ND	1.0	ug/L	0.27
Benzene	ND	1.0	ug/L	0.13
trans-1,3-Dichloropropene	ND	1.0	ug/L	0.19
Bromoform	ND	1.0	ug/L	0.64
4-Methyl-2-pentanone	ND	10	ug/L	0.32
2-Hexanone	ND	10	ug/L	0.41
Tetrachloroethene	ND	1.0	ug/L	0.29
1,1,2,2-Tetrachloroethane	ND	1.0	ug/L	0.18
Toluene	**0.59 J**	**1.0**	**ug/L**	**0.13**
Chlorobenzene	ND	1.0	ug/L	0.15
Ethylbenzene	ND	1.0	ug/L	0.17

(Continued on next page)

Environmental Quality Mgt., Inc.

Client Sample ID: FWGCBPmw-006C-0474-GW

GC/MS Volatiles

Lot-Sample #...: A7G110101-003 **Work Order #...:** J2LKQ1AA **Matrix.....:** WG

PARAMETER	RESULT	REPORTING LIMIT	UNITS	MDL
Styrene	ND	1.0	ug/L	0.11
Xylenes (total)	ND	2.0	ug/L	0.28

SURROGATE	PERCENT RECOVERY	RECOVERY LIMITS
Dibromofluoromethane	109	(50 - 150)
1,2-Dichloroethane-d4	89	(50 - 150)
Toluene-d8	91	(50 - 150)
4-Bromofluorobenzene	83	(50 - 150)

NOTE(S):

J Estimated result. Result is less than RL.

Environmental Quality Mgt., Inc.

Client Sample ID: FWGEQUIPRinse2-0502-GW

GC/MS Volatiles

Lot-Sample #...: A7G110101-005 **Work Order #...:** J2LKT1AA **Matrix.....:** WQ
Date Sampled...: 07/10/07 11:10 **Date Received..:** 07/11/07
Prep Date.....: 07/17/07 **Analysis Date..:** 07/17/07
Prep Batch #...: 7198244
Dilution Factor: 1 **Initial Wgt/Vol:** 5 mL **Final Wgt/Vol..:** 5 mL
Method.....: SW846 8260B

PARAMETER	RESULT	REPORTING LIMIT	UNITS	MDL
Bromochloromethane	ND	1.0	ug/L	0.29
1,2-Dibromoethane	ND	1.0	ug/L	0.24
o-Xylene	**0.34 J**	**1.0**	**ug/L**	**0.14**
m-Xylene & p-Xylene	**0.54 J**	**2.0**	**ug/L**	**0.24**
cis-1,2-Dichloroethene	ND	1.0	ug/L	0.17
trans-1,2-Dichloroethene	ND	1.0	ug/L	0.19
Chloromethane	ND	1.0	ug/L	0.30
Bromomethane	ND	1.0	ug/L	0.41
Vinyl chloride	ND	1.0	ug/L	0.22
Chloroethane	ND	1.0	ug/L	0.29
Methylene chloride	ND	2.0	ug/L	0.33
Acetone	**7.5 J**	**10**	**ug/L**	**1.1**
Carbon disulfide	ND	1.0	ug/L	0.13
1,1-Dichloroethene	ND	1.0	ug/L	0.19
1,1-Dichloroethane	ND	1.0	ug/L	0.15
1,2-Dichloroethene (total)	ND	1.0	ug/L	0.34
Chloroform	ND	1.0	ug/L	0.16
1,2-Dichloroethane	ND	1.0	ug/L	0.22
2-Butanone	**3.3 J**	**10**	**ug/L**	**0.57**
1,1,1-Trichloroethane	ND	1.0	ug/L	0.22
Carbon tetrachloride	ND	1.0	ug/L	0.13
Bromodichloromethane	ND	1.0	ug/L	0.15
1,2-Dichloropropane	ND	1.0	ug/L	0.18
cis-1,3-Dichloropropene	ND	1.0	ug/L	0.14
Trichloroethene	ND	1.0	ug/L	0.17
Dibromochloromethane	ND	1.0	ug/L	0.18
1,1,2-Trichloroethane	ND	1.0	ug/L	0.27
Benzene	**0.31 J**	**1.0**	**ug/L**	**0.13**
trans-1,3-Dichloropropene	ND	1.0	ug/L	0.19
Bromoform	ND	1.0	ug/L	0.64
4-Methyl-2-pentanone	ND	10	ug/L	0.32
2-Hexanone	ND	10	ug/L	0.41
Tetrachloroethene	ND	1.0	ug/L	0.29
1,1,2,2-Tetrachloroethane	ND	1.0	ug/L	0.18
Toluene	**1.3**	**1.0**	**ug/L**	**0.13**
Chlorobenzene	ND	1.0	ug/L	0.15
Ethylbenzene	ND	1.0	ug/L	0.17

(Continued on next page)

Environmental Quality Mgt., Inc.

Client Sample ID: FWGEQUIPRinse2-0502-GW

GC/MS Volatiles

Lot-Sample #...: A7G110101-005 **Work Order #...:** J2LKT1AA **Matrix.....:** WQ

PARAMETER	RESULT	REPORTING LIMIT	UNITS	MDL
Styrene	ND	1.0	ug/L	0.11
Xylenes (total)	**0.87 J**	**2.0**	**ug/L**	**0.28**

SURROGATE	PERCENT RECOVERY	RECOVERY LIMITS
Dibromofluoromethane	107	(50 - 150)
1,2-Dichloroethane-d4	90	(50 - 150)
Toluene-d8	91	(50 - 150)
4-Bromofluorobenzene	84	(50 - 150)

NOTE(S):

J Estimated result. Result is less than RL.

Environmental Quality Mgt., Inc.

Client Sample ID: FWGBKGmw-012C-0465-GW

GC/MS Volatiles

Lot-Sample #...: A7G110101-006 **Work Order #...:** J2LKV1AA **Matrix.....:** WG
Date Sampled...: 07/10/07 14:25 **Date Received..:** 07/11/07
Prep Date.....: 07/17/07 **Analysis Date..:** 07/17/07
Prep Batch #...: 7198244
Dilution Factor: 1 **Initial Wgt/Vol:** 5 mL **Final Wgt/Vol..:** 5 mL
Method.....: SW846 8260B

PARAMETER	RESULT	REPORTING LIMIT	UNITS	MDL
Bromochloromethane	ND	1.0	ug/L	0.29
1,2-Dibromoethane	ND	1.0	ug/L	0.24
o-Xylene	ND	1.0	ug/L	0.14
m-Xylene & p-Xylene	ND	2.0	ug/L	0.24
cis-1,2-Dichloroethene	ND	1.0	ug/L	0.17
trans-1,2-Dichloroethene	ND	1.0	ug/L	0.19
Chloromethane	ND	1.0	ug/L	0.30
Bromomethane	ND	1.0	ug/L	0.41
Vinyl chloride	ND	1.0	ug/L	0.22
Chloroethane	ND	1.0	ug/L	0.29
Methylene chloride	ND	2.0	ug/L	0.33
Acetone	ND	10	ug/L	1.1
Carbon disulfide	ND	1.0	ug/L	0.13
1,1-Dichloroethene	ND	1.0	ug/L	0.19
1,1-Dichloroethane	ND	1.0	ug/L	0.15
1,2-Dichloroethene (total)	ND	1.0	ug/L	0.34
Chloroform	ND	1.0	ug/L	0.16
1,2-Dichloroethane	ND	1.0	ug/L	0.22
2-Butanone	ND	10	ug/L	0.57
1,1,1-Trichloroethane	ND	1.0	ug/L	0.22
Carbon tetrachloride	ND	1.0	ug/L	0.13
Bromodichloromethane	ND	1.0	ug/L	0.15
1,2-Dichloropropane	ND	1.0	ug/L	0.18
cis-1,3-Dichloropropene	ND	1.0	ug/L	0.14
Trichloroethene	ND	1.0	ug/L	0.17
Dibromochloromethane	ND	1.0	ug/L	0.18
1,1,2-Trichloroethane	ND	1.0	ug/L	0.27
Benzene	**0.54 J**	**1.0**	**ug/L**	**0.13**
trans-1,3-Dichloropropene	ND	1.0	ug/L	0.19
Bromoform	ND	1.0	ug/L	0.64
4-Methyl-2-pentanone	ND	10	ug/L	0.32
2-Hexanone	ND	10	ug/L	0.41
Tetrachloroethene	ND	1.0	ug/L	0.29
1,1,2,2-Tetrachloroethane	ND	1.0	ug/L	0.18
Toluene	**0.45 J**	**1.0**	**ug/L**	**0.13**
Chlorobenzene	ND	1.0	ug/L	0.15
Ethylbenzene	ND	1.0	ug/L	0.17

(Continued on next page)

Environmental Quality Mgt., Inc.

Client Sample ID: FWGBKGmw-012C-0465-GW

GC/MS Volatiles

Lot-Sample #...: A7G110101-006 Work Order #...: J2LKV1AA Matrix.....: WG

PARAMETER	RESULT	REPORTING LIMIT	UNITS	MDL
Styrene	ND	1.0	ug/L	0.11
Xylenes (total)	ND	2.0	ug/L	0.28

SURROGATE	PERCENT RECOVERY	RECOVERY LIMITS
Dibromofluoromethane	112	(50 - 150)
1,2-Dichloroethane-d4	89	(50 - 150)
Toluene-d8	92	(50 - 150)
4-Bromofluorobenzene	79	(50 - 150)

NOTE(S):

J Estimated result. Result is less than RL.

Environmental Quality Mgt., Inc.

Client Sample ID: FWGTeam3-Trip

GC/MS Volatiles

Lot-Sample #...: A7G110101-008 **Work Order #...:** J2LKX1AA **Matrix.....:** WQ
Date Sampled...: 07/10/07 08:00 **Date Received..:** 07/11/07
Prep Date.....: 07/17/07 **Analysis Date..:** 07/17/07
Prep Batch #...: 7198244
Dilution Factor: 1 **Initial Wgt/Vol:** 5 mL **Final Wgt/Vol..:** 5 mL
Method.....: SW846 8260B

PARAMETER	RESULT	REPORTING LIMIT	UNITS	MDL
Bromochloromethane	ND	1.0	ug/L	0.29
1,2-Dibromoethane	ND	1.0	ug/L	0.24
o-Xylene	ND	1.0	ug/L	0.14
m-Xylene & p-Xylene	ND	2.0	ug/L	0.24
cis-1,2-Dichloroethene	ND	1.0	ug/L	0.17
trans-1,2-Dichloroethene	ND	1.0	ug/L	0.19
Chloromethane	ND	1.0	ug/L	0.30
Bromomethane	ND	1.0	ug/L	0.41
Vinyl chloride	ND	1.0	ug/L	0.22
Chloroethane	ND	1.0	ug/L	0.29
Methylene chloride	ND	2.0	ug/L	0.33
Acetone	ND	10	ug/L	1.1
Carbon disulfide	ND	1.0	ug/L	0.13
1,1-Dichloroethene	ND	1.0	ug/L	0.19
1,1-Dichloroethane	ND	1.0	ug/L	0.15
1,2-Dichloroethene (total)	ND	1.0	ug/L	0.34
Chloroform	ND	1.0	ug/L	0.16
1,2-Dichloroethane	ND	1.0	ug/L	0.22
2-Butanone	ND	10	ug/L	0.57
1,1,1-Trichloroethane	ND	1.0	ug/L	0.22
Carbon tetrachloride	ND	1.0	ug/L	0.13
Bromodichloromethane	ND	1.0	ug/L	0.15
1,2-Dichloropropane	ND	1.0	ug/L	0.18
cis-1,3-Dichloropropene	ND	1.0	ug/L	0.14
Trichloroethene	ND	1.0	ug/L	0.17
Dibromochloromethane	ND	1.0	ug/L	0.18
1,1,2-Trichloroethane	ND	1.0	ug/L	0.27
Benzene	ND	1.0	ug/L	0.13
trans-1,3-Dichloropropene	ND	1.0	ug/L	0.19
Bromoform	ND	1.0	ug/L	0.64
4-Methyl-2-pentanone	ND	10	ug/L	0.32
2-Hexanone	ND	10	ug/L	0.41
Tetrachloroethene	ND	1.0	ug/L	0.29
1,1,2,2-Tetrachloroethane	ND	1.0	ug/L	0.18
Toluene	**0.17 J**	**1.0**	**ug/L**	**0.13**
Chlorobenzene	ND	1.0	ug/L	0.15
Ethylbenzene	ND	1.0	ug/L	0.17

(Continued on next page)

Environmental Quality Mgt., Inc.

Client Sample ID: FWGTeam3-Trip

GC/MS Volatiles

Lot-Sample #...: A7G110101-008 **Work Order #...:** J2LKX1AA **Matrix.....:** WQ

PARAMETER	RESULT	REPORTING LIMIT	UNITS	MDL
Styrene	ND	1.0	ug/L	0.11
Xylenes (total)	ND	2.0	ug/L	0.28

SURROGATE	PERCENT RECOVERY	RECOVERY LIMITS
Dibromofluoromethane	111	(50 - 150)
1,2-Dichloroethane-d4	89	(50 - 150)
Toluene-d8	91	(50 - 150)
4-Bromofluorobenzene	82	(50 - 150)

NOTE(S):

J Estimated result. Result is less than RL.

Environmental Quality Mgt., Inc.

Client Sample ID: FWGLL1mw-080C-0485-GW

GC/MS Volatiles

Lot-Sample #...: A7G110101-009 **Work Order #...:** J2LK01AA **Matrix.....:** WG
Date Sampled...: 07/09/07 18:40 **Date Received..:** 07/11/07
Prep Date.....: 07/17/07 **Analysis Date..:** 07/17/07
Prep Batch #...: 7198244
Dilution Factor: 1 **Initial Wgt/Vol:** 5 mL **Final Wgt/Vol..:** 5 mL
Method.....: SW846 8260B

PARAMETER	RESULT	REPORTING LIMIT	UNITS	MDL
Bromochloromethane	ND	1.0	ug/L	0.29
1,2-Dibromoethane	ND	1.0	ug/L	0.24
o-Xylene	ND	1.0	ug/L	0.14
m-Xylene & p-Xylene	ND	2.0	ug/L	0.24
cis-1,2-Dichloroethene	ND	1.0	ug/L	0.17
trans-1,2-Dichloroethene	ND	1.0	ug/L	0.19
Chloromethane	ND	1.0	ug/L	0.30
Bromomethane	ND	1.0	ug/L	0.41
Vinyl chloride	ND	1.0	ug/L	0.22
Chloroethane	ND	1.0	ug/L	0.29
Methylene chloride	ND	2.0	ug/L	0.33
Acetone	ND	10	ug/L	1.1
Carbon disulfide	ND	1.0	ug/L	0.13
1,1-Dichloroethene	ND	1.0	ug/L	0.19
1,1-Dichloroethane	ND	1.0	ug/L	0.15
1,2-Dichloroethene (total)	ND	1.0	ug/L	0.34
Chloroform	ND	1.0	ug/L	0.16
1,2-Dichloroethane	ND	1.0	ug/L	0.22
2-Butanone	ND	10	ug/L	0.57
1,1,1-Trichloroethane	ND	1.0	ug/L	0.22
Carbon tetrachloride	ND	1.0	ug/L	0.13
Bromodichloromethane	ND	1.0	ug/L	0.15
1,2-Dichloropropane	ND	1.0	ug/L	0.18
cis-1,3-Dichloropropene	ND	1.0	ug/L	0.14
Trichloroethene	ND	1.0	ug/L	0.17
Dibromochloromethane	ND	1.0	ug/L	0.18
1,1,2-Trichloroethane	ND	1.0	ug/L	0.27
Benzene	ND	1.0	ug/L	0.13
trans-1,3-Dichloropropene	ND	1.0	ug/L	0.19
Bromoform	ND	1.0	ug/L	0.64
4-Methyl-2-pentanone	ND	10	ug/L	0.32
2-Hexanone	ND	10	ug/L	0.41
Tetrachloroethene	ND	1.0	ug/L	0.29
1,1,2,2-Tetrachloroethane	ND	1.0	ug/L	0.18
Toluene	ND	1.0	ug/L	0.13
Chlorobenzene	ND	1.0	ug/L	0.15
Ethylbenzene	ND	1.0	ug/L	0.17

(Continued on next page)

Environmental Quality Mgt., Inc.

Client Sample ID: FWGLL1mw-080C-0485-GW

GC/MS Volatiles

Lot-Sample #...: A7G110101-009 **Work Order #...:** J2LK01AA **Matrix.....:** WG

PARAMETER	RESULT	REPORTING LIMIT	UNITS	MDL
Styrene	ND	1.0	ug/L	0.11
Xylenes (total)	ND	2.0	ug/L	0.28

SURROGATE	PERCENT RECOVERY	RECOVERY LIMITS
Dibromofluoromethane	112	(50 - 150)
1,2-Dichloroethane-d4	92	(50 - 150)
Toluene-d8	91	(50 - 150)
4-Bromofluorobenzene	81	(50 - 150)

Environmental Quality Mgt., Inc.

Client Sample ID: FWGTeam3-070907

GC/MS Volatiles

Lot-Sample #...: A7G110101-011 **Work Order #...:** J2LK21AA **Matrix.....:** WQ
Date Sampled...: 07/09/07 08:00 **Date Received..:** 07/11/07
Prep Date.....: 07/17/07 **Analysis Date..:** 07/17/07
Prep Batch #...: 7198244
Dilution Factor: 1 **Initial Wgt/Vol:** 5 mL **Final Wgt/Vol..:** 5 mL
Method.....: SW846 8260B

PARAMETER	RESULT	REPORTING LIMIT	UNITS	MDL
Bromochloromethane	ND	1.0	ug/L	0.29
1,2-Dibromoethane	ND	1.0	ug/L	0.24
o-Xylene	ND	1.0	ug/L	0.14
m-Xylene & p-Xylene	ND	2.0	ug/L	0.24
cis-1,2-Dichloroethene	ND	1.0	ug/L	0.17
trans-1,2-Dichloroethene	ND	1.0	ug/L	0.19
Chloromethane	ND	1.0	ug/L	0.30
Bromomethane	ND	1.0	ug/L	0.41
Vinyl chloride	ND	1.0	ug/L	0.22
Chloroethane	ND	1.0	ug/L	0.29
Methylene chloride	ND	2.0	ug/L	0.33
Acetone	ND	10	ug/L	1.1
Carbon disulfide	ND	1.0	ug/L	0.13
1,1-Dichloroethene	ND	1.0	ug/L	0.19
1,1-Dichloroethane	ND	1.0	ug/L	0.15
1,2-Dichloroethene (total)	ND	1.0	ug/L	0.34
Chloroform	ND	1.0	ug/L	0.16
1,2-Dichloroethane	ND	1.0	ug/L	0.22
2-Butanone	ND	10	ug/L	0.57
1,1,1-Trichloroethane	ND	1.0	ug/L	0.22
Carbon tetrachloride	ND	1.0	ug/L	0.13
Bromodichloromethane	ND	1.0	ug/L	0.15
1,2-Dichloropropane	ND	1.0	ug/L	0.18
cis-1,3-Dichloropropene	ND	1.0	ug/L	0.14
Trichloroethene	ND	1.0	ug/L	0.17
Dibromochloromethane	ND	1.0	ug/L	0.18
1,1,2-Trichloroethane	ND	1.0	ug/L	0.27
Benzene	ND	1.0	ug/L	0.13
trans-1,3-Dichloropropene	ND	1.0	ug/L	0.19
Bromoform	ND	1.0	ug/L	0.64
4-Methyl-2-pentanone	ND	10	ug/L	0.32
2-Hexanone	ND	10	ug/L	0.41
Tetrachloroethene	ND	1.0	ug/L	0.29
1,1,2,2-Tetrachloroethane	ND	1.0	ug/L	0.18
Toluene	ND	1.0	ug/L	0.13
Chlorobenzene	ND	1.0	ug/L	0.15
Ethylbenzene	ND	1.0	ug/L	0.17

(Continued on next page)

Environmental Quality Mgt., Inc.

Client Sample ID: FWGTeam3-070907

GC/MS Volatiles

Lot-Sample #...: A7G110101-011 **Work Order #...:** J2LK21AA **Matrix.....:** WQ

PARAMETER	RESULT	REPORTING LIMIT	UNITS	MDL
Styrene	ND	1.0	ug/L	0.11
Xylenes (total)	ND	2.0	ug/L	0.28

SURROGATE	PERCENT RECOVERY	RECOVERY LIMITS
Dibromofluoromethane	110	(50 - 150)
1,2-Dichloroethane-d4	89	(50 - 150)
Toluene-d8	91	(50 - 150)
4-Bromofluorobenzene	80	(50 - 150)

Environmental Quality Mgt., Inc.

Client Sample ID: FWGLL12mw-183C-0482-GW

GC/MS Volatiles

Lot-Sample #...: A7G110101-012 **Work Order #...:** J2LK41AA **Matrix.....:** WG
Date Sampled...: 07/10/07 09:15 **Date Received..:** 07/11/07
Prep Date.....: 07/17/07 **Analysis Date..:** 07/17/07
Prep Batch #...: 7198244
Dilution Factor: 1 **Initial Wgt/Vol:** 5 mL **Final Wgt/Vol..:** 5 mL
Method.....: SW846 8260B

PARAMETER	RESULT	REPORTING LIMIT	UNITS	MDL
Bromochloromethane	ND	1.0	ug/L	0.29
1,2-Dibromoethane	ND	1.0	ug/L	0.24
o-Xylene	ND	1.0	ug/L	0.14
m-Xylene & p-Xylene	ND	2.0	ug/L	0.24
cis-1,2-Dichloroethene	ND	1.0	ug/L	0.17
trans-1,2-Dichloroethene	ND	1.0	ug/L	0.19
Chloromethane	ND	1.0	ug/L	0.30
Bromomethane	ND	1.0	ug/L	0.41
Vinyl chloride	ND	1.0	ug/L	0.22
Chloroethane	ND	1.0	ug/L	0.29
Methylene chloride	ND	2.0	ug/L	0.33
Acetone	ND	10	ug/L	1.1
Carbon disulfide	ND	1.0	ug/L	0.13
1,1-Dichloroethene	ND	1.0	ug/L	0.19
1,1-Dichloroethane	ND	1.0	ug/L	0.15
1,2-Dichloroethene (total)	ND	1.0	ug/L	0.34
Chloroform	ND	1.0	ug/L	0.16
1,2-Dichloroethane	ND	1.0	ug/L	0.22
2-Butanone	ND	10	ug/L	0.57
1,1,1-Trichloroethane	ND	1.0	ug/L	0.22
Carbon tetrachloride	ND	1.0	ug/L	0.13
Bromodichloromethane	ND	1.0	ug/L	0.15
1,2-Dichloropropane	ND	1.0	ug/L	0.18
cis-1,3-Dichloropropene	ND	1.0	ug/L	0.14
Trichloroethene	ND	1.0	ug/L	0.17
Dibromochloromethane	ND	1.0	ug/L	0.18
1,1,2-Trichloroethane	ND	1.0	ug/L	0.27
Benzene	ND	1.0	ug/L	0.13
trans-1,3-Dichloropropene	ND	1.0	ug/L	0.19
Bromoform	ND	1.0	ug/L	0.64
4-Methyl-2-pentanone	ND	10	ug/L	0.32
2-Hexanone	ND	10	ug/L	0.41
Tetrachloroethene	ND	1.0	ug/L	0.29
1,1,2,2-Tetrachloroethane	ND	1.0	ug/L	0.18
Toluene	ND	1.0	ug/L	0.13
Chlorobenzene	ND	1.0	ug/L	0.15
Ethylbenzene	ND	1.0	ug/L	0.17

(Continued on next page)

Environmental Quality Mgt., Inc.

Client Sample ID: FWGLL12mw-183C-0482-GW

GC/MS Volatiles

Lot-Sample #...: A7G110101-012 Work Order #...: J2LK41AA Matrix.....: WG

PARAMETER	RESULT	REPORTING LIMIT	UNITS	MDL
Styrene	ND	1.0	ug/L	0.11
Xylenes (total)	ND	2.0	ug/L	0.28

SURROGATE	PERCENT RECOVERY	RECOVERY LIMITS
Dibromofluoromethane	111	(50 - 150)
1,2-Dichloroethane-d4	91	(50 - 150)
Toluene-d8	92	(50 - 150)
4-Bromofluorobenzene	80	(50 - 150)

Environmental Quality Mgt., Inc.

Client Sample ID: FWGLL12mw-186C-0483-GW

GC/MS Volatiles

Lot-Sample #...: A7G110101-014 **Work Order #...:** J2LK81AD **Matrix.....:** WG
Date Sampled...: 07/10/07 12:15 **Date Received..:** 07/11/07
Prep Date.....: 07/17/07 **Analysis Date..:** 07/17/07
Prep Batch #...: 7198244
Dilution Factor: 1 **Initial Wgt/Vol:** 5 mL **Final Wgt/Vol..:** 5 mL
Method.....: SW846 8260B

PARAMETER	RESULT	REPORTING LIMIT	UNITS	MDL
Bromochloromethane	ND	1.0	ug/L	0.29
1,2-Dibromoethane	ND	1.0	ug/L	0.24
o-Xylene	ND	1.0	ug/L	0.14
m-Xylene & p-Xylene	ND	2.0	ug/L	0.24
cis-1,2-Dichloroethene	ND	1.0	ug/L	0.17
trans-1,2-Dichloroethene	ND	1.0	ug/L	0.19
Chloromethane	ND	1.0	ug/L	0.30
Bromomethane	ND	1.0	ug/L	0.41
Vinyl chloride	ND	1.0	ug/L	0.22
Chloroethane	ND	1.0	ug/L	0.29
Methylene chloride	ND	2.0	ug/L	0.33
Acetone	ND	10	ug/L	1.1
Carbon disulfide	ND	1.0	ug/L	0.13
1,1-Dichloroethene	ND	1.0	ug/L	0.19
1,1-Dichloroethane	ND	1.0	ug/L	0.15
1,2-Dichloroethene (total)	ND	1.0	ug/L	0.34
Chloroform	ND	1.0	ug/L	0.16
1,2-Dichloroethane	ND	1.0	ug/L	0.22
2-Butanone	ND	10	ug/L	0.57
1,1,1-Trichloroethane	ND	1.0	ug/L	0.22
Carbon tetrachloride	ND	1.0	ug/L	0.13
Bromodichloromethane	ND	1.0	ug/L	0.15
1,2-Dichloropropane	ND	1.0	ug/L	0.18
cis-1,3-Dichloropropene	ND	1.0	ug/L	0.14
Trichloroethene	ND	1.0	ug/L	0.17
Dibromochloromethane	ND	1.0	ug/L	0.18
1,1,2-Trichloroethane	ND	1.0	ug/L	0.27
Benzene	ND	1.0	ug/L	0.13
trans-1,3-Dichloropropene	ND	1.0	ug/L	0.19
Bromoform	ND	1.0	ug/L	0.64
4-Methyl-2-pentanone	ND	10	ug/L	0.32
2-Hexanone	ND	10	ug/L	0.41
Tetrachloroethene	ND	1.0	ug/L	0.29
1,1,2,2-Tetrachloroethane	ND	1.0	ug/L	0.18
Toluene	ND	1.0	ug/L	0.13
Chlorobenzene	ND	1.0	ug/L	0.15
Ethylbenzene	ND	1.0	ug/L	0.17

(Continued on next page)

Environmental Quality Mgt., Inc.

Client Sample ID: FWGLL12mw-186C-0483-GW

GC/MS Volatiles

Lot-Sample #...: A7G110101-014 **Work Order #...:** J2LK81AD **Matrix.....:** WG

PARAMETER	RESULT	REPORTING LIMIT	UNITS	MDL
Styrene	ND	1.0	ug/L	0.11
Xylenes (total)	ND	2.0	ug/L	0.28

SURROGATE	PERCENT RECOVERY	RECOVERY LIMITS
Dibromofluoromethane	110	(50 - 150)
1,2-Dichloroethane-d4	89	(50 - 150)
Toluene-d8	93	(50 - 150)
4-Bromofluorobenzene	84	(50 - 150)

Environmental Quality Mgt., Inc.

Client Sample ID: FWGBKGmw-008C-0463-GW

GC/MS Volatiles

Lot-Sample #...: A7G110101-016	**Work Order #...:** J2LLC1AA	**Matrix.....:** WG	
Date Sampled...: 07/10/07 14:05	**Date Received..:** 07/11/07		
Prep Date.....: 07/17/07	**Analysis Date..:** 07/17/07		
Prep Batch #...: 7198244			
Dilution Factor: 1	**Initial Wgt/Vol:** 5 mL	**Final Wgt/Vol..:** 5 mL	
	Method.....: SW846 8260B		

PARAMETER	RESULT	REPORTING LIMIT	UNITS	MDL
Bromochloromethane	ND	1.0	ug/L	0.29
1,2-Dibromoethane	ND	1.0	ug/L	0.24
o-Xylene	ND	1.0	ug/L	0.14
m-Xylene & p-Xylene	ND	2.0	ug/L	0.24
cis-1,2-Dichloroethene	ND	1.0	ug/L	0.17
trans-1,2-Dichloroethene	ND	1.0	ug/L	0.19
Chloromethane	ND	1.0	ug/L	0.30
Bromomethane	ND	1.0	ug/L	0.41
Vinyl chloride	ND	1.0	ug/L	0.22
Chloroethane	ND	1.0	ug/L	0.29
Methylene chloride	ND	2.0	ug/L	0.33
Acetone	ND	10	ug/L	1.1
Carbon disulfide	ND	1.0	ug/L	0.13
1,1-Dichloroethene	ND	1.0	ug/L	0.19
1,1-Dichloroethane	ND	1.0	ug/L	0.15
1,2-Dichloroethene (total)	ND	1.0	ug/L	0.34
Chloroform	ND	1.0	ug/L	0.16
1,2-Dichloroethane	ND	1.0	ug/L	0.22
2-Butanone	ND	10	ug/L	0.57
1,1,1-Trichloroethane	ND	1.0	ug/L	0.22
Carbon tetrachloride	ND	1.0	ug/L	0.13
Bromodichloromethane	ND	1.0	ug/L	0.15
1,2-Dichloropropane	ND	1.0	ug/L	0.18
cis-1,3-Dichloropropene	ND	1.0	ug/L	0.14
Trichloroethene	ND	1.0	ug/L	0.17
Dibromochloromethane	ND	1.0	ug/L	0.18
1,1,2-Trichloroethane	ND	1.0	ug/L	0.27
Benzene	ND	1.0	ug/L	0.13
trans-1,3-Dichloropropene	ND	1.0	ug/L	0.19
Bromoform	ND	1.0	ug/L	0.64
4-Methyl-2-pentanone	ND	10	ug/L	0.32
2-Hexanone	ND	10	ug/L	0.41
Tetrachloroethene	ND	1.0	ug/L	0.29
1,1,2,2-Tetrachloroethane	ND	1.0	ug/L	0.18
Toluene	ND	1.0	ug/L	0.13
Chlorobenzene	ND	1.0	ug/L	0.15
Ethylbenzene	ND	1.0	ug/L	0.17

(Continued on next page)

Environmental Quality Mgt., Inc.

Client Sample ID: FWGBKGmw-008C-0463-GW

GC/MS Volatiles

Lot-Sample #...: A7G110101-016 **Work Order #...:** J2LLC1AA **Matrix.....:** WG

PARAMETER	RESULT	REPORTING LIMIT	UNITS	MDL
Styrene	ND	1.0	ug/L	0.11
Xylenes (total)	ND	2.0	ug/L	0.28

SURROGATE	PERCENT RECOVERY	RECOVERY LIMITS
Dibromofluoromethane	115	(50 - 150)
1,2-Dichloroethane-d4	93	(50 - 150)
Toluene-d8	94	(50 - 150)
4-Bromofluorobenzene	81	(50 - 150)

Environmental Quality Mgt., Inc.

Client Sample ID: FWGBKGmw-004C-0460-GW

GC/MS Volatiles

Lot-Sample #...: A7G110101-018 **Work Order #...:** J2LLE1AA **Matrix.....:** WG
Date Sampled...: 07/10/07 15:30 **Date Received..:** 07/11/07
Prep Date.....: 07/17/07 **Analysis Date..:** 07/17/07
Prep Batch #...: 7198244
Dilution Factor: 1 **Initial Wgt/Vol:** 5 mL **Final Wgt/Vol..:** 5 mL
Method.....: SW846 8260B

PARAMETER	RESULT	REPORTING LIMIT	UNITS	MDL
Bromochloromethane	ND	1.0	ug/L	0.29
1,2-Dibromoethane	ND	1.0	ug/L	0.24
o-Xylene	ND	1.0	ug/L	0.14
m-Xylene & p-Xylene	ND	2.0	ug/L	0.24
cis-1,2-Dichloroethene	ND	1.0	ug/L	0.17
trans-1,2-Dichloroethene	ND	1.0	ug/L	0.19
Chloromethane	ND	1.0	ug/L	0.30
Bromomethane	ND	1.0	ug/L	0.41
Vinyl chloride	ND	1.0	ug/L	0.22
Chloroethane	ND	1.0	ug/L	0.29
Methylene chloride	ND	2.0	ug/L	0.33
Acetone	ND	10	ug/L	1.1
Carbon disulfide	ND	1.0	ug/L	0.13
1,1-Dichloroethene	ND	1.0	ug/L	0.19
1,1-Dichloroethane	ND	1.0	ug/L	0.15
1,2-Dichloroethene (total)	ND	1.0	ug/L	0.34
Chloroform	ND	1.0	ug/L	0.16
1,2-Dichloroethane	ND	1.0	ug/L	0.22
2-Butanone	ND	10	ug/L	0.57
1,1,1-Trichloroethane	ND	1.0	ug/L	0.22
Carbon tetrachloride	ND	1.0	ug/L	0.13
Bromodichloromethane	ND	1.0	ug/L	0.15
1,2-Dichloropropane	ND	1.0	ug/L	0.18
cis-1,3-Dichloropropene	ND	1.0	ug/L	0.14
Trichloroethene	ND	1.0	ug/L	0.17
Dibromochloromethane	ND	1.0	ug/L	0.18
1,1,2-Trichloroethane	ND	1.0	ug/L	0.27
Benzene	ND	1.0	ug/L	0.13
trans-1,3-Dichloropropene	ND	1.0	ug/L	0.19
Bromoform	ND	1.0	ug/L	0.64
4-Methyl-2-pentanone	ND	10	ug/L	0.32
2-Hexanone	ND	10	ug/L	0.41
Tetrachloroethene	ND	1.0	ug/L	0.29
1,1,2,2-Tetrachloroethane	ND	1.0	ug/L	0.18
Toluene	ND	1.0	ug/L	0.13
Chlorobenzene	ND	1.0	ug/L	0.15
Ethylbenzene	ND	1.0	ug/L	0.17

(Continued on next page)

Environmental Quality Mgt., Inc.

Client Sample ID: FWGBKGmw-004C-0460-GW

GC/MS Volatiles

Lot-Sample #...: A7G110101-018 **Work Order #...:** J2LLE1AA **Matrix.....:** WG

PARAMETER	RESULT	REPORTING LIMIT	UNITS	MDL
Styrene	ND	1.0	ug/L	0.11
Xylenes (total)	ND	2.0	ug/L	0.28

SURROGATE	PERCENT RECOVERY	RECOVERY LIMITS
Dibromofluoromethane	114	(50 - 150)
1,2-Dichloroethane-d4	92	(50 - 150)
Toluene-d8	93	(50 - 150)
4-Bromofluorobenzene	81	(50 - 150)

Environmental Quality Mgt., Inc.

Client Sample ID: FWGTRIP-Team2

GC/MS Volatiles

Lot-Sample #...: A7G110101-020 **Work Order #...:** J2LLG1AA **Matrix.....:** WQ
Date Sampled...: 07/10/07 08:00 **Date Received..:** 07/11/07
Prep Date.....: 07/17/07 **Analysis Date..:** 07/17/07
Prep Batch #...: 7198244
Dilution Factor: 1 **Initial Wgt/Vol:** 5 mL **Final Wgt/Vol..:** 5 mL
Method.....: SW846 8260B

PARAMETER	RESULT	REPORTING LIMIT	UNITS	MDL
Bromochloromethane	ND	1.0	ug/L	0.29
1,2-Dibromoethane	ND	1.0	ug/L	0.24
o-Xylene	ND	1.0	ug/L	0.14
m-Xylene & p-Xylene	ND	2.0	ug/L	0.24
cis-1,2-Dichloroethene	ND	1.0	ug/L	0.17
trans-1,2-Dichloroethene	ND	1.0	ug/L	0.19
Chloromethane	ND	1.0	ug/L	0.30
Bromomethane	ND	1.0	ug/L	0.41
Vinyl chloride	ND	1.0	ug/L	0.22
Chloroethane	ND	1.0	ug/L	0.29
Methylene chloride	ND	2.0	ug/L	0.33
Acetone	ND	10	ug/L	1.1
Carbon disulfide	ND	1.0	ug/L	0.13
1,1-Dichloroethene	ND	1.0	ug/L	0.19
1,1-Dichloroethane	ND	1.0	ug/L	0.15
1,2-Dichloroethene (total)	ND	1.0	ug/L	0.34
Chloroform	ND	1.0	ug/L	0.16
1,2-Dichloroethane	ND	1.0	ug/L	0.22
2-Butanone	ND	10	ug/L	0.57
1,1,1-Trichloroethane	ND	1.0	ug/L	0.22
Carbon tetrachloride	ND	1.0	ug/L	0.13
Bromodichloromethane	ND	1.0	ug/L	0.15
1,2-Dichloropropane	ND	1.0	ug/L	0.18
cis-1,3-Dichloropropene	ND	1.0	ug/L	0.14
Trichloroethene	ND	1.0	ug/L	0.17
Dibromochloromethane	ND	1.0	ug/L	0.18
1,1,2-Trichloroethane	ND	1.0	ug/L	0.27
Benzene	ND	1.0	ug/L	0.13
trans-1,3-Dichloropropene	ND	1.0	ug/L	0.19
Bromoform	ND	1.0	ug/L	0.64
4-Methyl-2-pentanone	ND	10	ug/L	0.32
2-Hexanone	ND	10	ug/L	0.41
Tetrachloroethene	ND	1.0	ug/L	0.29
1,1,2,2-Tetrachloroethane	ND	1.0	ug/L	0.18
Toluene	**0.23 J**	**1.0**	**ug/L**	**0.13**
Chlorobenzene	ND	1.0	ug/L	0.15
Ethylbenzene	ND	1.0	ug/L	0.17

(Continued on next page)

Environmental Quality Mgt., Inc.

Client Sample ID: FWGTRIP-Team2

GC/MS Volatiles

Lot-Sample #...: A7G110101-020 **Work Order #...:** J2LLG1AA **Matrix.....:** WQ

PARAMETER	RESULT	REPORTING LIMIT	UNITS	MDL
Styrene	ND	1.0	ug/L	0.11
Xylenes (total)	ND	2.0	ug/L	0.28

SURROGATE	PERCENT RECOVERY	RECOVERY LIMITS
Dibromofluoromethane	113	(50 - 150)
1,2-Dichloroethane-d4	92	(50 - 150)
Toluene-d8	91	(50 - 150)
4-Bromofluorobenzene	82	(50 - 150)

NOTE(S):

J Estimated result. Result is less than RL.

Environmental Quality Mgt., Inc.

Client Sample ID: FWGLL12mw-182C-0481-GW

GC/MS Volatiles

Lot-Sample #...: A7G110101-021 **Work Order #...:** J2LLH1AA **Matrix.....:** WG
Date Sampled...: 07/10/07 09:05 **Date Received..:** 07/11/07
Prep Date.....: 07/17/07 **Analysis Date..:** 07/17/07
Prep Batch #...: 7198244
Dilution Factor: 1 **Initial Wgt/Vol:** 5 mL **Final Wgt/Vol..:** 5 mL
Method.....: SW846 8260B

PARAMETER	RESULT	REPORTING LIMIT	UNITS	MDL
Bromochloromethane	ND	1.0	ug/L	0.29
1,2-Dibromoethane	ND	1.0	ug/L	0.24
o-Xylene	ND	1.0	ug/L	0.14
m-Xylene & p-Xylene	ND	2.0	ug/L	0.24
cis-1,2-Dichloroethene	ND	1.0	ug/L	0.17
trans-1,2-Dichloroethene	ND	1.0	ug/L	0.19
Chloromethane	ND	1.0	ug/L	0.30
Bromomethane	ND	1.0	ug/L	0.41
Vinyl chloride	ND	1.0	ug/L	0.22
Chloroethane	ND	1.0	ug/L	0.29
Methylene chloride	ND	2.0	ug/L	0.33
Acetone	ND	10	ug/L	1.1
Carbon disulfide	ND	1.0	ug/L	0.13
1,1-Dichloroethene	ND	1.0	ug/L	0.19
1,1-Dichloroethane	ND	1.0	ug/L	0.15
1,2-Dichloroethene (total)	ND	1.0	ug/L	0.34
Chloroform	ND	1.0	ug/L	0.16
1,2-Dichloroethane	ND	1.0	ug/L	0.22
2-Butanone	ND	10	ug/L	0.57
1,1,1-Trichloroethane	ND	1.0	ug/L	0.22
Carbon tetrachloride	ND	1.0	ug/L	0.13
Bromodichloromethane	ND	1.0	ug/L	0.15
1,2-Dichloropropane	ND	1.0	ug/L	0.18
cis-1,3-Dichloropropene	ND	1.0	ug/L	0.14
Trichloroethene	ND	1.0	ug/L	0.17
Dibromochloromethane	ND	1.0	ug/L	0.18
1,1,2-Trichloroethane	ND	1.0	ug/L	0.27
Benzene	ND	1.0	ug/L	0.13
trans-1,3-Dichloropropene	ND	1.0	ug/L	0.19
Bromoform	ND	1.0	ug/L	0.64
4-Methyl-2-pentanone	ND	10	ug/L	0.32
2-Hexanone	ND	10	ug/L	0.41
Tetrachloroethene	ND	1.0	ug/L	0.29
1,1,2,2-Tetrachloroethane	ND	1.0	ug/L	0.18
Toluene	ND	1.0	ug/L	0.13
Chlorobenzene	ND	1.0	ug/L	0.15
Ethylbenzene	ND	1.0	ug/L	0.17

(Continued on next page)

Environmental Quality Mgt., Inc.

Client Sample ID: FWGLL12mw-182C-0481-GW

GC/MS Volatiles

Lot-Sample #...: A7G110101-021 **Work Order #...:** J2LLH1AA **Matrix.....:** WG

PARAMETER	RESULT	REPORTING LIMIT	UNITS	MDL
Styrene	ND	1.0	ug/L	0.11
Xylenes (total)	ND	2.0	ug/L	0.28

SURROGATE	PERCENT RECOVERY	RECOVERY LIMITS
Dibromofluoromethane	112	(50 - 150)
1,2-Dichloroethane-d4	91	(50 - 150)
Toluene-d8	92	(50 - 150)
4-Bromofluorobenzene	79	(50 - 150)

Environmental Quality Mgt., Inc.

Client Sample ID: FWGLL12mw-DUP2-0498-GW

GC/MS Volatiles

Lot-Sample #...: A7G110101-023 **Work Order #...:** J2LLN1AA **Matrix.....:** WG
Date Sampled...: 07/10/07 09:05 **Date Received..:** 07/11/07
Prep Date.....: 07/17/07 **Analysis Date..:** 07/17/07
Prep Batch #...: 7198244
Dilution Factor: 1 **Initial Wgt/Vol:** 5 mL **Final Wgt/Vol..:** 5 mL
Method.....: SW846 8260B

PARAMETER	RESULT	REPORTING LIMIT	UNITS	MDL
Bromochloromethane	ND	1.0	ug/L	0.29
1,2-Dibromoethane	ND	1.0	ug/L	0.24
o-Xylene	ND	1.0	ug/L	0.14
m-Xylene & p-Xylene	ND	2.0	ug/L	0.24
cis-1,2-Dichloroethene	ND	1.0	ug/L	0.17
trans-1,2-Dichloroethene	ND	1.0	ug/L	0.19
Chloromethane	**0.31 J**	**1.0**	**ug/L**	**0.30**
Bromomethane	ND	1.0	ug/L	0.41
Vinyl chloride	ND	1.0	ug/L	0.22
Chloroethane	ND	1.0	ug/L	0.29
Methylene chloride	ND	2.0	ug/L	0.33
Acetone	ND	10	ug/L	1.1
Carbon disulfide	ND	1.0	ug/L	0.13
1,1-Dichloroethene	ND	1.0	ug/L	0.19
1,1-Dichloroethane	ND	1.0	ug/L	0.15
1,2-Dichloroethene (total)	ND	1.0	ug/L	0.34
Chloroform	ND	1.0	ug/L	0.16
1,2-Dichloroethane	ND	1.0	ug/L	0.22
2-Butanone	ND	10	ug/L	0.57
1,1,1-Trichloroethane	ND	1.0	ug/L	0.22
Carbon tetrachloride	ND	1.0	ug/L	0.13
Bromodichloromethane	ND	1.0	ug/L	0.15
1,2-Dichloropropane	ND	1.0	ug/L	0.18
cis-1,3-Dichloropropene	ND	1.0	ug/L	0.14
Trichloroethene	ND	1.0	ug/L	0.17
Dibromochloromethane	ND	1.0	ug/L	0.18
1,1,2-Trichloroethane	ND	1.0	ug/L	0.27
Benzene	ND	1.0	ug/L	0.13
trans-1,3-Dichloropropene	ND	1.0	ug/L	0.19
Bromoform	ND	1.0	ug/L	0.64
4-Methyl-2-pentanone	ND	10	ug/L	0.32
2-Hexanone	ND	10	ug/L	0.41
Tetrachloroethene	ND	1.0	ug/L	0.29
1,1,2,2-Tetrachloroethane	ND	1.0	ug/L	0.18
Toluene	ND	1.0	ug/L	0.13
Chlorobenzene	ND	1.0	ug/L	0.15
Ethylbenzene	ND	1.0	ug/L	0.17

(Continued on next page)

Environmental Quality Mgt., Inc.

Client Sample ID: FWGLL12mw-DUP2-0498-GW

GC/MS Volatiles

Lot-Sample #...: A7G110101-023 **Work Order #...:** J2LLN1AA **Matrix.....:** WG

PARAMETER	RESULT	REPORTING LIMIT	UNITS	MDL
Styrene	ND	1.0	ug/L	0.11
Xylenes (total)	ND	2.0	ug/L	0.28

SURROGATE	PERCENT RECOVERY	RECOVERY LIMITS
Dibromofluoromethane	114	(50 - 150)
1,2-Dichloroethane-d4	92	(50 - 150)
Toluene-d8	91	(50 - 150)
4-Bromofluorobenzene	80	(50 - 150)

NOTE(S):

J Estimated result. Result is less than RL.

Environmental Quality Mgt., Inc.

Client Sample ID: FWGLL12mw-153C-0480-GW

GC/MS Volatiles

Lot-Sample #...: A7G110101-025 **Work Order #...:** J2LLR1AA **Matrix.....:** WG
Date Sampled...: 07/10/07 12:01 **Date Received..:** 07/11/07
Prep Date.....: 07/17/07 **Analysis Date..:** 07/17/07
Prep Batch #...: 7198244
Dilution Factor: 1 **Initial Wgt/Vol:** 5 mL **Final Wgt/Vol..:** 5 mL
Method.....: SW846 8260B

PARAMETER	RESULT	REPORTING LIMIT	UNITS	MDL
Bromochloromethane	ND	1.0	ug/L	0.29
1,2-Dibromoethane	ND	1.0	ug/L	0.24
o-Xylene	ND	1.0	ug/L	0.14
m-Xylene & p-Xylene	ND	2.0	ug/L	0.24
cis-1,2-Dichloroethene	ND	1.0	ug/L	0.17
trans-1,2-Dichloroethene	ND	1.0	ug/L	0.19
Chloromethane	ND	1.0	ug/L	0.30
Bromomethane	ND	1.0	ug/L	0.41
Vinyl chloride	ND	1.0	ug/L	0.22
Chloroethane	ND	1.0	ug/L	0.29
Methylene chloride	ND	2.0	ug/L	0.33
Acetone	ND	10	ug/L	1.1
Carbon disulfide	ND	1.0	ug/L	0.13
1,1-Dichloroethene	ND	1.0	ug/L	0.19
1,1-Dichloroethane	ND	1.0	ug/L	0.15
1,2-Dichloroethene (total)	ND	1.0	ug/L	0.34
Chloroform	ND	1.0	ug/L	0.16
1,2-Dichloroethane	ND	1.0	ug/L	0.22
2-Butanone	ND	10	ug/L	0.57
1,1,1-Trichloroethane	ND	1.0	ug/L	0.22
Carbon tetrachloride	ND	1.0	ug/L	0.13
Bromodichloromethane	ND	1.0	ug/L	0.15
1,2-Dichloropropane	ND	1.0	ug/L	0.18
cis-1,3-Dichloropropene	ND	1.0	ug/L	0.14
Trichloroethene	ND	1.0	ug/L	0.17
Dibromochloromethane	ND	1.0	ug/L	0.18
1,1,2-Trichloroethane	ND	1.0	ug/L	0.27
Benzene	ND	1.0	ug/L	0.13
trans-1,3-Dichloropropene	ND	1.0	ug/L	0.19
Bromoform	ND	1.0	ug/L	0.64
4-Methyl-2-pentanone	ND	10	ug/L	0.32
2-Hexanone	ND	10	ug/L	0.41
Tetrachloroethene	ND	1.0	ug/L	0.29
1,1,2,2-Tetrachloroethane	ND	1.0	ug/L	0.18
Toluene	ND	1.0	ug/L	0.13
Chlorobenzene	ND	1.0	ug/L	0.15
Ethylbenzene	ND	1.0	ug/L	0.17

(Continued on next page)

Environmental Quality Mgt., Inc.

Client Sample ID: FWGLL12mw-153C-0480-GW

GC/MS Volatiles

Lot-Sample #...: A7G110101-025 **Work Order #...:** J2LLR1AA **Matrix.....:** WG

PARAMETER	RESULT	REPORTING LIMIT	UNITS	MDL
Styrene	ND	1.0	ug/L	0.11
Xylenes (total)	ND	2.0	ug/L	0.28

SURROGATE	PERCENT RECOVERY	RECOVERY LIMITS
Dibromofluoromethane	115	(50 - 150)
1,2-Dichloroethane-d4	90	(50 - 150)
Toluene-d8	90	(50 - 150)
4-Bromofluorobenzene	81	(50 - 150)

Environmental Quality Mgt., Inc.

Client Sample ID: FWGBKGmw-021C-0473-GW

GC/MS Volatiles

Lot-Sample #...: A7G110101-027 **Work Order #...:** J2LLV1AA **Matrix.....:** WG
Date Sampled...: 07/10/07 14:10 **Date Received..:** 07/11/07
Prep Date.....: 07/17/07 **Analysis Date..:** 07/17/07
Prep Batch #...: 7198244
Dilution Factor: 1 **Initial Wgt/Vol:** 5 mL **Final Wgt/Vol..:** 5 mL
Method.....: SW846 8260B

PARAMETER	RESULT	REPORTING LIMIT	UNITS	MDL
Bromochloromethane	ND	1.0	ug/L	0.29
1,2-Dibromoethane	ND	1.0	ug/L	0.24
o-Xylene	ND	1.0	ug/L	0.14
m-Xylene & p-Xylene	ND	2.0	ug/L	0.24
cis-1,2-Dichloroethene	ND	1.0	ug/L	0.17
trans-1,2-Dichloroethene	ND	1.0	ug/L	0.19
Chloromethane	**0.37 J**	**1.0**	**ug/L**	**0.30**
Bromomethane	ND	1.0	ug/L	0.41
Vinyl chloride	ND	1.0	ug/L	0.22
Chloroethane	ND	1.0	ug/L	0.29
Methylene chloride	ND	2.0	ug/L	0.33
Acetone	ND	10	ug/L	1.1
Carbon disulfide	ND	1.0	ug/L	0.13
1,1-Dichloroethene	ND	1.0	ug/L	0.19
1,1-Dichloroethane	ND	1.0	ug/L	0.15
1,2-Dichloroethene (total)	ND	1.0	ug/L	0.34
Chloroform	ND	1.0	ug/L	0.16
1,2-Dichloroethane	ND	1.0	ug/L	0.22
2-Butanone	ND	10	ug/L	0.57
1,1,1-Trichloroethane	ND	1.0	ug/L	0.22
Carbon tetrachloride	ND	1.0	ug/L	0.13
Bromodichloromethane	ND	1.0	ug/L	0.15
1,2-Dichloropropane	ND	1.0	ug/L	0.18
cis-1,3-Dichloropropene	ND	1.0	ug/L	0.14
Trichloroethene	ND	1.0	ug/L	0.17
Dibromochloromethane	ND	1.0	ug/L	0.18
1,1,2-Trichloroethane	ND	1.0	ug/L	0.27
Benzene	ND	1.0	ug/L	0.13
trans-1,3-Dichloropropene	ND	1.0	ug/L	0.19
Bromoform	ND	1.0	ug/L	0.64
4-Methyl-2-pentanone	ND	10	ug/L	0.32
2-Hexanone	ND	10	ug/L	0.41
Tetrachloroethene	ND	1.0	ug/L	0.29
1,1,2,2-Tetrachloroethane	ND	1.0	ug/L	0.18
Toluene	ND	1.0	ug/L	0.13
Chlorobenzene	ND	1.0	ug/L	0.15
Ethylbenzene	ND	1.0	ug/L	0.17

(Continued on next page)

Environmental Quality Mgt., Inc.

Client Sample ID: FWGBKGmw-021C-0473-GW

GC/MS Volatiles

Lot-Sample #...: A7G110101-027 **Work Order #...:** J2LLV1AA **Matrix.....:** WG

PARAMETER	RESULT	REPORTING LIMIT	UNITS	MDL
Styrene	ND	1.0	ug/L	0.11
Xylenes (total)	ND	2.0	ug/L	0.28

SURROGATE	PERCENT RECOVERY	RECOVERY LIMITS
Dibromofluoromethane	112	(50 - 150)
1,2-Dichloroethane-d4	94	(50 - 150)
Toluene-d8	93	(50 - 150)
4-Bromofluorobenzene	81	(50 - 150)

NOTE(S):

J Estimated result. Result is less than RL.

Environmental Quality Mgt., Inc.

Client Sample ID: FWGTRIP-Team1

GC/MS Volatiles

Lot-Sample #...: A7G110101-029 **Work Order #...:** J2LL21AA **Matrix.....:** WQ
Date Sampled...: 07/10/07 08:00 **Date Received..:** 07/11/07
Prep Date.....: 07/17/07 **Analysis Date..:** 07/17/07
Prep Batch #...: 7198244
Dilution Factor: 1 **Initial Wgt/Vol:** 5 mL **Final Wgt/Vol..:** 5 mL
Method.....: SW846 8260B

PARAMETER	RESULT	REPORTING LIMIT	UNITS	MDL
Bromochloromethane	ND	1.0	ug/L	0.29
1,2-Dibromoethane	ND	1.0	ug/L	0.24
o-Xylene	ND	1.0	ug/L	0.14
m-Xylene & p-Xylene	ND	2.0	ug/L	0.24
cis-1,2-Dichloroethene	ND	1.0	ug/L	0.17
trans-1,2-Dichloroethene	ND	1.0	ug/L	0.19
Chloromethane	ND	1.0	ug/L	0.30
Bromomethane	ND	1.0	ug/L	0.41
Vinyl chloride	ND	1.0	ug/L	0.22
Chloroethane	ND	1.0	ug/L	0.29
Methylene chloride	ND	2.0	ug/L	0.33
Acetone	ND	10	ug/L	1.1
Carbon disulfide	ND	1.0	ug/L	0.13
1,1-Dichloroethene	ND	1.0	ug/L	0.19
1,1-Dichloroethane	ND	1.0	ug/L	0.15
1,2-Dichloroethene (total)	ND	1.0	ug/L	0.34
Chloroform	ND	1.0	ug/L	0.16
1,2-Dichloroethane	ND	1.0	ug/L	0.22
2-Butanone	ND	10	ug/L	0.57
1,1,1-Trichloroethane	ND	1.0	ug/L	0.22
Carbon tetrachloride	ND	1.0	ug/L	0.13
Bromodichloromethane	ND	1.0	ug/L	0.15
1,2-Dichloropropane	ND	1.0	ug/L	0.18
cis-1,3-Dichloropropene	ND	1.0	ug/L	0.14
Trichloroethene	ND	1.0	ug/L	0.17
Dibromochloromethane	ND	1.0	ug/L	0.18
1,1,2-Trichloroethane	ND	1.0	ug/L	0.27
Benzene	ND	1.0	ug/L	0.13
trans-1,3-Dichloropropene	ND	1.0	ug/L	0.19
Bromoform	ND	1.0	ug/L	0.64
4-Methyl-2-pentanone	ND	10	ug/L	0.32
2-Hexanone	ND	10	ug/L	0.41
Tetrachloroethene	ND	1.0	ug/L	0.29
1,1,2,2-Tetrachloroethane	ND	1.0	ug/L	0.18
Toluene	ND	1.0	ug/L	0.13
Chlorobenzene	ND	1.0	ug/L	0.15
Ethylbenzene	ND	1.0	ug/L	0.17

(Continued on next page)

Environmental Quality Mgt., Inc.

Client Sample ID: FWGTRIP-Team1

GC/MS Volatiles

Lot-Sample #...: A7G110101-029 **Work Order #...:** J2LL21AA **Matrix.....:** WQ

PARAMETER	RESULT	REPORTING LIMIT	UNITS	MDL
Styrene	ND	1.0	ug/L	0.11
Xylenes (total)	ND	2.0	ug/L	0.28

SURROGATE	PERCENT RECOVERY	RECOVERY LIMITS
Dibromofluoromethane	113	(50 - 150)
1,2-Dichloroethane-d4	91	(50 - 150)
Toluene-d8	91	(50 - 150)
4-Bromofluorobenzene	78	(50 - 150)

Data File: \\cansvr11\dd\chem\MSV\a3ux11.i\J70620A-IC.b\UXJ3845.D
Report Date: 21-Jun-2007 09:14

STL North Canton

RECOVERY REPORT

Client Name:
Sample Matrix: LIQUID
Lab Smp Id: ICV
Level: LOW
Data Type: MS DATA
SpikeList File: DOD-ck.spk
Sublist File: 4-8260+IX.sub

Client SDG: SDGa01304
Fraction: VOA

Operator: 43582
SampleType: METHSPIKE
Quant Type: ISTD

Method File: \\cansvr11\dd\chem\MSV\a3ux11.i\J70620A-IC.b\8260LLUX11.m
Misc Info: J70620A-IC,8260LLUX11,,43582,3

	SPIKE COMPOUND	CONC ADDED ug/L	CONC RECOVERED ug/L	% RECOVERED	LIMITS
	17 1,1-Dichloroethene	10.000	9.478	94.78	45-155
	42 Trichloroethene	10.000	9.673	96.73	45-155
	59 Chlorobenzene	10.000	9.674	96.74	45-155
	50 Toluene	10.000	9.634	96.34	45-155
	41 Benzene	10.000	9.448	94.48	45-155
	16 Acetone	10.000	9.317	93.17	45-155
	20 Carbon Disulfide	10.000	9.385	93.85	45-155
	9 Chloromethane	10.000	9.074	90.74	45-155
	11 Bromomethane	10.000	7.934	79.34	45-155
	10 Vinyl Chloride	10.000	9.227	92.27	45-155
	12 Chloroethane	10.000	9.479	94.79	45-155
	21 Methylene Chloride	10.000	9.699	96.99	45-155
	28 1,1-Dichloroethane	10.000	9.885	98.85	45-155
M	31 1,2-Dichloroethene	20.000	19.116	95.58	45-155
	35 Chloroform	10.000	9.546	95.46	45-155
	40 1,2-Dichloroethane	10.000	9.803	98.03	45-155
	30 2-Butanone	10.000	9.536	95.36	45-155
	37 1,1,1-Trichloroeth	10.000	9.581	95.81	45-155
	39 Carbon Tetrachlori	10.000	9.403	94.03	45-155
	46 Bromodichlorometha	10.000	9.660	96.60	45-155
	43 1,2-Dichloropropan	10.000	9.721	97.21	45-155
	48 cis-1,3-Dichloropr	10.000	9.658	96.58	45-155
	54 1,3-Dichloropropan	10.000	9.663	96.63	45-155
	57 Dibromochlorometha	10.000	9.730	97.30	45-155
	53 1,1,2-Trichloroeth	10.000	9.646	96.46	45-155
	51 trans-1,3-Dichloro	10.000	9.680	96.81	45-155
	66 Bromoform	10.000	9.705	97.05	45-155
	49 4-Methyl-2-pentano	10.000	9.754	97.54	45-155
	56 2-Hexanone	10.000	9.667	96.67	45-155
	55 Tetrachloroethene	10.000	9.565	95.65	45-155
	68 1,1,2,2-Tetrachlor	10.000	9.815	98.15	45-155
	61 Ethylbenzene	10.000	9.723	97.23	45-155
	65 Styrene	10.000	9.733	97.33	45-155
M	63 Xylenes (total)	30.000	29.313	97.71	45-155
	32 cis-1,2-dichloroet	10.000	9.591	95.91	45-155
	25 trans-1,2-Dichloro	10.000	9.524	95.24	45-155
	8 Dichlorodifluorome	10.000	9.439	94.39	45-155
	13 Trichlorofluoromet	10.000	9.605	96.05	45-155
	70 1,2,3-Trichloropro	10.000	10.463	104.63	45-155
	18 Freon-113	10.000	11.136	111.37	45-155

Data File: \\cansvr11\dd\chem\MSV\a3ux11.i\J70717A.b\UXJ4731.D
Report Date: 17-Jul-2007 10:10

STL North Canton

CONTINUING CALIBRATION COMPOUNDS

Instrument ID: a3ux11.i
Lab File ID: UXJ4731.D
Analysis Type: WATER
Lab Sample ID: 50NG-CC
Method: \\cansvr11\dd\chem\MSV\a3ux11.i\J70717A.b\8260LLUX11.m

Injection Date: 17-JUL-2007 09:26
Init. Cal. Date(s): 04-APR-2007 20-JUN-2007
Init. Cal. Times: 11:08 10:46
Quant Type: ISTD

			CCAL	MIN		MAX	
COMPOUND	RRF / AMOUNT	RF50	RRF50	RRF	%D / %DRIFT	%D / %DRIFT	CURVE TYPE
$ 4 Dibromofluoromethane	0.20414	0.21610	0.21610	0.010	-5.85923	50.00000	Averaged
$ 5 1,2-Dichloroethane-d4	0.28725	0.26701	0.26701	0.010	7.04476	50.00000	Averaged
$ 6 Toluene-d8	1.06005	1.03357	1.03357	0.010	2.49772	50.00000	Averaged
$ 7 Bromofluorobenzene	0.45394	0.41006	0.41006	0.010	9.66770	50.00000	Averaged
8 Dichlorodifluoromethane	0.25567	0.26822	0.26822	0.010	-4.90899	50.00000	Averaged
9 Chloromethane	0.35343	0.34466	0.34466	0.100	2.48088	50.00000	Averaged
10 Vinyl Chloride	0.30829	0.32307	0.32307	0.010	-4.79306	20.00000	Averaged
11 Bromomethane	0.16098	0.16658	0.16658	0.010	-3.47967	50.00000	Averaged
12 Chloroethane	0.20186	0.22077	0.22077	0.010	-9.36701	50.00000	Averaged
13 Trichlorofluoromethane	0.30220	0.41674	0.41674	0.010	-37.90547	50.00000	Averaged
15 Acrolein	0.03973	0.03349	0.03349	0.010	15.71156	50.00000	Averaged
16 Acetone	100	86.22018	0.07289	0.010	13.77982	0.000e+000	Wt Linear
17 1,1-Dichloroethene	0.24491	0.27863	0.27863	0.010	-13.76453	20.00000	Averaged
18 Freon-113	0.17715	0.21303	0.21303	0.010	-20.25871	50.00000	Averaged
19 Iodomethane	0.34580	0.40898	0.40898	0.010	-18.26854	50.00000	Averaged
20 Carbon Disulfide	0.82558	0.91321	0.91321	0.010	-10.61437	50.00000	Averaged
21 Methylene Chloride	50.00000	56.10607	0.31378	0.010	-12.21214	0.000e+000	Wt Linear
22 Acetonitrile	500	401	0.02841	0.010	19.88751	0.000e+000	Wt Linear
23 Acrylonitrile	0.08749	0.07655	0.07655	0.010	12.50669	50.00000	Averaged
24 Methyl tert-butyl ether	0.66201	0.57104	0.57104	0.010	13.74077	50.00000	Averaged
25 trans-1,2-Dichloroethene	0.23851	0.24720	0.24720	0.010	-3.64186	50.00000	Averaged
26 Hexane	0.05377	0.05188	0.05188	0.010	3.51078	20.00000	Averaged
27 Vinyl acetate	0.45483	0.32941	0.32941	0.010	27.57577	50.00000	Averaged
28 1,1-Dichloroethane	0.41523	0.39589	0.39589	0.100	4.65797	50.00000	Averaged
29 tert-Butyl Alcohol	0.01879	0.01609	0.01609	0.010	14.37909	50.00000	Averaged
30 2-Butanone	0.11711	0.08670	0.08670	0.010	25.97166	50.00000	Averaged
M 31 1,2-Dichloroethene (total)	0.24394	0.24663	0.24663	0.010	-1.09942	50.00000	Averaged
32 cis-1,2-dichloroethene	0.24937	0.24605	0.24605	0.010	1.33124	50.00000	Averaged
33 2,2-Dichloropropane	0.23839	0.18877	0.18877	0.010	20.81262	50.00000	Averaged
34 Bromochloromethane	0.12548	0.13412	0.13412	0.010	-6.88043	50.00000	Averaged
35 Chloroform	0.40356	0.41685	0.41685	0.010	-3.29318	20.00000	Averaged
36 Tetrahydrofuran	0.07686	0.05364	0.05364	0.010	30.21061	50.00000	Averaged
37 1,1,1-Trichloroethane	0.30808	0.30718	0.30718	0.010	0.29245	50.00000	Averaged
38 1,1-Dichloropropene	0.32134	0.31651	0.31651	0.010	1.50027	50.00000	Averaged
39 Carbon Tetrachloride	0.23398	0.28480	0.28480	0.010	-21.72148	50.00000	Averaged
40 1,2-Dichloroethane	0.34117	0.32783	0.32783	0.010	3.91090	50.00000	Averaged
41 Benzene	0.98032	0.98007	0.98007	0.010	0.02555	50.00000	Averaged
42 Trichloroethene	0.25690	0.26564	0.26564	0.010	-3.39931	50.00000	Averaged
43 1,2-Dichloropropane	0.24388	0.23178	0.23178	0.010	4.96234	20.00000	Averaged
44 1,4-Dioxane	0.00256	0.00210	0.00210	0.010	18.08298	50.00000	Averaged <-
45 Dibromomethane	0.14008	0.14441	0.14441	0.010	-3.08578	50.00000	Averaged
46 Bromodichloromethane	0.28991	0.31486	0.31486	0.010	-8.60536	50.00000	Averaged
47 2-Chloroethyl vinyl ether	0.15391	0.13088	0.13088	0.010	14.96165	50.00000	Averaged

Data File: \\cansvr11\dd\chem\MSV\a3ux11.i\J70717A.b\UXJ4731.D
Report Date: 17-Jul-2007 10:10

STL North Canton

CONTINUING CALIBRATION COMPOUNDS

Instrument ID: a3ux11.i Injection Date: 17-JUL-2007 09:26
Lab File ID: UXJ4731.D Init. Cal. Date(s): 04-APR-2007 20-JUN-2007
Analysis Type: WATER Init. Cal. Times: 11:08 10:46
Lab Sample ID: 50NG-CC Quant Type: ISTD
Method: \\cansvr11\dd\chem\MSV\a3ux11.i\J70717A.b\8260LLUX11.m

	COMPOUND	RRF / AMOUNT	RF50	CCAL RRF50	MIN RRF	%D / %DRIFT	MAX %D / %DRIFT	CURVE TYPE	
48	cis-1,3-Dichloropropene	0.37182	0.35637	0.35637	0.010	4.15455	50.00000	Averaged	
49	4-Methyl-2-pentanone	0.22704	0.17202	0.17202	0.010	24.23184	50.00000	Averaged	
50	Toluene	1.32045	1.25413	1.25413	0.010	5.02232	20.00000	Averaged	
51	trans-1,3-Dichloropropene	0.41792	0.36717	0.36717	0.010	12.14444	50.00000	Averaged	
52	Ethyl Methacrylate	0.36122	0.29439	0.29439	0.010	18.50116	50.00000	Averaged	
53	1,1,2-Trichloroethane	0.25702	0.24128	0.24128	0.010	6.12373	50.00000	Averaged	
54	1,3-Dichloropropane	0.47911	0.43393	0.43393	0.010	9.42938	50.00000	Averaged	
55	Tetrachloroethene	0.27662	0.28941	0.28941	0.010	-4.62380	50.00000	Averaged	
56	2-Hexanone	0.19968	0.13684	0.13684	0.010	31.46811	50.00000	Averaged	
57	Dibromochloromethane	0.24745	0.29220	0.29220	0.010	-18.08464	50.00000	Averaged	
58	1,2-Dibromoethane	0.26477	0.25002	0.25002	0.010	5.57121	50.00000	Averaged	
59	Chlorobenzene	0.86543	0.84217	0.84217	0.300	2.68812	50.00000	Averaged	
60	1,1,1,2-Tetrachloroethane	0.26219	0.29991	0.29991	0.010	-14.38475	50.00000	Averaged	
61	Ethylbenzene	0.46822	0.45868	0.45868	0.010	2.03736	20.00000	Averaged	
62	m + p-Xylene	0.58250	0.58063	0.58063	0.010	0.32161	50.00000	Averaged	
M 63	Xylenes (total)	0.57740	0.57182	0.57182	0.010	0.96617	50.00000	Averaged	
64	Xylene-o	0.56720	0.55421	0.55421	0.010	2.29001	50.00000	Averaged	
65	Styrene	0.99801	0.97847	0.97847	0.010	1.95792	50.00000	Averaged	
66	Bromoform	0.15436	0.23505	0.23505	0.100	-52.27809	50.00000	Averaged	<-
67	Isopropylbenzene	1.34606	1.28330	1.28330	0.010	4.66237	50.00000	Averaged	
68	1,1,2,2-Tetrachloroethane	0.52139	0.47538	0.47538	0.300	8.82478	50.00000	Averaged	
69	1,4-Dichloro-2-butene	0.15136	0.14572	0.14572	0.010	3.72774	50.00000	Averaged	
70	1,2,3-Trichloropropane	0.16457	0.14718	0.14718	0.010	10.56831	50.00000	Averaged	
71	Bromobenzene	0.60952	0.59672	0.59672	0.010	2.10047	50.00000	Averaged	
72	n-Propylbenzene	0.61531	0.59438	0.59438	0.010	3.40135	50.00000	Averaged	
73	2-Chlorotoluene	0.54859	0.52621	0.52621	0.010	4.07873	50.00000	Averaged	
74	1,3,5-Trimethylbenzene	1.92512	1.72895	1.72895	0.010	10.19028	50.00000	Averaged	
75	4-Chlorotoluene	0.58530	0.57006	0.57006	0.010	2.60417	50.00000	Averaged	
76	tert-Butylbenzene	1.72908	1.53795	1.53795	0.010	11.05383	50.00000	Averaged	
77	1,2,4-Trimethylbenzene	2.06066	1.89080	1.89080	0.010	8.24312	50.00000	Averaged	
78	sec-Butylbenzene	2.35319	2.16142	2.16142	0.010	8.14932	50.00000	Averaged	
79	4-Isopropyltoluene	2.09088	1.94416	1.94416	0.010	7.01689	50.00000	Averaged	
80	1,3-Dichlorobenzene	1.28119	1.24726	1.24726	0.010	2.64851	50.00000	Averaged	
81	1,4-Dichlorobenzene	1.35589	1.31745	1.31745	0.010	2.83501	50.00000	Averaged	
82	n-Butylbenzene	1.89319	1.61387	1.61387	0.010	14.75412	50.00000	Averaged	
83	1,2-Dichlorobenzene	1.28835	1.18614	1.18614	0.010	7.93341	50.00000	Averaged	
84	1,2-Dibromo-3-chloropropane	0.11331	0.09901	0.09901	0.010	12.62318	50.00000	Averaged	
85	1,2,4-Trichlorobenzene	0.91855	0.76736	0.76736	0.010	16.45958	50.00000	Averaged	
86	Hexachlorobutadiene	0.41478	0.34844	0.34844	0.010	15.99385	50.00000	Averaged	
87	Naphthalene	1.99688	1.44060	1.44060	0.010	27.85765	50.00000	Averaged	
88	1,2,3-Trichlorobenzene	0.82020	0.68366	0.68366	0.010	16.64780	50.00000	Averaged	
98	Cyclohexane	0.46059	0.38395	0.38395	0.010	16.64076	50.00000	Averaged	
143	Methyl Acetate	100	89.86160	0.17543	0.010	10.13840	0.000e+000	Wt Linear	

Data File: \\cansvr11\dd\chem\MSV\a3ux11.i\J70717A.b\UXJ4731.D
Report Date: 17-Jul-2007 10:10

STL North Canton

CONTINUING CALIBRATION COMPOUNDS

Instrument ID: a3ux11.i Injection Date: 17-JUL-2007 09:26
Lab File ID: UXJ4731.D Init. Cal. Date(s): 04-APR-2007 20-JUN-2007
Analysis Type: WATER Init. Cal. Times: 11:08 10:46
Lab Sample ID: 50NG-CC Quant Type: ISTD
Method: \\cansvr11\dd\chem\MSV\a3ux11.i\J70717A.b\8260LLUX11.m

COMPOUND	RRF / AMOUNT	RF50	CCAL RRF50	MIN RRF	%D / %DRIFT	MAX %D / %DRIFT	CURVE TYPE
144 Methylcyclohexane	0.40030	0.37525	0.37525	0.010	6.25786	50.00000	Averaged
141 1,3,5-Trichlorobenzene	0.98868	0.87735	0.87735	0.010	11.26075	50.00000	Averaged
150 Vinyl Acetate-86	0.04144	0.03340	0.03340	0.010	19.38976	50.00000	Averaged

Data File: \\cansvr11\dd\chem\MSV\a3ux11.i\J70717A.b/UXJ4733.D
Report Date: 07/17/2007

CONTINUING CALIBRATION COMPOUNDS
PERCENT DRIFT REPORT

Instrument ID: a3ux11.i
Lab File ID: UXJ4733.D
Analysis Type: WATER

Injection Date: 17-JUL-2007 10:14
Lab Sample ID: QCMRL
Method File: \\cansvr11\dd\chem\MSV\a3ux11.i\J70717A

QCMRL opener

	COMPOUND	EXPECTED CONC.	MEASURED CONC.	%D	MAX %D	
0	Fluorobenzene	50.0000	50.0000	0.0	50.0	
0	Chlorobenzene-d5	50.0000	50.0000	0.0	50.0	
0	1,4-Dichlorobenzene-d4	50.0000	50.0000	0.0	50.0	
0	1,3,5-Trichlorobenzene	5.0000	4.5142	9.7	50.0	
0	Methylcyclohexane	5.0000	4.2057	15.9	50.0	
0	Methyl Acetate	10.0000	5.8866	41.1	50.0	
0	Cyclohexane	5.0000	3.6722	26.6	50.0	
0	Dichlorodifluoromethane	5.0000	5.2513	5.0	50.0	
0	Chloromethane	5.0000	5.5266	10.5	50.0	
0	Vinyl Chloride	5.0000	5.3877	7.8	20.0	
0	Bromomethane	5.0000	6.7255	34.5	50.0	134.5%
0	Chloroethane	5.0000	5.7855	15.7	50.0	
0	Trichlorofluoromethane	5.0000	6.6410	32.8	50.0	
0	Acrolein	50.0000	39.6883	20.6	50.0	
0	Acetone	10.0000	14.3240	43.2	50.0	143.2%
0	1,1-Dichloroethene	5.0000	5.0040	0.1	20.0	
0	Freon-113	5.0000	5.7340	14.7	50.0	
0	Iodomethane	5.0000	5.6098	12.2	50.0	
0	Carbon Disulfide	5.0000	5.7480	15.0	50.0	
0	Methylene Chloride	5.0000	6.9423	38.8	50.0	138.8%
0	Acetonitrile	50.0000	42.0225	16.0	50.0	
0	Acrylonitrile	50.0000	45.9917	8.0	50.0	
0	Methyl tert-butyl ether	5.0000	4.2871	14.3	50.0	
0	trans-1,2-Dichloroethene	5.0000	5.4259	8.5	50.0	
0	Hexane	5.0000	5.8564	17.1	20.0	
0	1,2,3-Trichlorobenzene	5.0000	4.2844	14.3	50.0	
0	1,1-Dichloroethane	5.0000	4.9170	1.7	50.0	
0	tert-Butyl Alcohol	100.0000	94.2779	5.7	50.0	
0	2-Butanone	10.0000	9.3932	6.1	50.0	
0	1,2-Dichloroethene (total)	10.0000	10.8744	8.7	50.0	
0	cis-1,2-dichloroethene	5.0000	5.4486	9.0	50.0	
0	2,2-Dichloropropane	5.0000	3.9831	20.3	50.0	
0	Bromochloromethane	5.0000	5.2527	5.1	50.0	
0	Chloroform	5.0000	5.2724	5.4	20.0	
0	Tetrahydrofuran	5.0000	3.2215	35.6	50.0	
0	1,1,1-Trichloroethane	5.0000	5.5838	11.7	50.0	
0	1,1-Dichloropropene	5.0000	4.6679	6.6	50.0	
0	Carbon Tetrachloride	5.0000	6.2780	25.6	50.0	
0	1,2-Dichloroethane	5.0000	4.9306	1.4	50.0	

Data File: \\cansvr11\dd\chem\MSV\a3ux11.i\J70717A.b/UXJ4733.D
Report Date: 07/17/2007

CONTINUING CALIBRATION COMPOUNDS
PERCENT DRIFT REPORT

Instrument ID: a3ux11.i
Lab File ID: UXJ4733.D
Analysis Type: WATER

Injection Date: 17-JUL-2007 10:14
Lab Sample ID: QCMRL
Method File: \\cansvr11\dd\chem\MSV\a3ux11.i\

	COMPOUND	EXPECTED CONC.	MEASURED CONC.	%D	MAX %D	
0	Benzene	5.0000	5.4889	9.8	50.0	
0	Trichloroethene	5.0000	5.5122	10.2	50.0	
0	1,2-Dichloropropane	5.0000	5.0515	1.0	20.0	
0	Naphthalene	5.0000	3.0895	38.2	50.0	
0	Dibromomethane	5.0000	5.0211	0.4	50.0	
0	Bromodichloromethane	5.0000	5.8321	16.6	50.0	
0	2-Chloroethyl vinyl ether	10.0000	7.6903	23.1	50.0	
0	cis-1,3-Dichloropropene	5.0000	4.6526	6.9	50.0	
0	4-Methyl-2-pentanone	10.0000	6.8596	31.4	50.0	68.6%
0	Toluene	5.0000	5.0843	1.7	20.0	
0	trans-1,3-Dichloropropene	5.0000	4.2623	14.8	50.0	
0	Ethyl Methacrylate	5.0000	3.5407	29.2	50.0	
0	1,1,2-Trichloroethane	5.0000	4.9587	0.8	50.0	
0	1,3-Dichloropropane	5.0000	4.6909	6.2	50.0	
0	Tetrachloroethene	5.0000	5.3350	6.7	50.0	
0	2-Hexanone	10.0000	6.2971	37.0	50.0	63.0%
0	Dibromochloromethane	5.0000	6.1213	22.4	50.0	
0	1,2-Dibromoethane	5.0000	5.0739	1.5	50.0	
0	Chlorobenzene	5.0000	5.2928	5.9	50.0	
0	1,1,1,2-Tetrachloroethane	5.0000	5.6085	12.2	50.0	
0	Ethylbenzene	5.0000	4.4839	10.3	20.0	
0	m + p-Xylene	10.0000	8.7448	12.6	50.0	
0	Xylenes (total)	15.0000	13.1693	12.2	50.0	
0	Xylene-o	5.0000	4.4246	11.5	50.0	
0	Styrene	5.0000	4.0793	18.4	50.0	
0	Bromoform	5.0000	7.4278	48.6	50.0	148.5%
0	Isopropylbenzene	5.0000	4.4248	11.5	50.0	
0	1,1,2,2-Tetrachloroethane	5.0000	4.7158	5.7	50.0	
0	1,4-Dichloro-2-butene	5.0000	4.6288	7.4	50.0	
0	1,2,3-Trichloropropane	5.0000	4.7219	5.6	50.0	
0	Bromobenzene	5.0000	4.8703	2.6	50.0	
0	n-Propylbenzene	5.0000	4.0498	19.0	50.0	
0	2-Chlorotoluene	5.0000	4.9223	1.6	50.0	
0	1,3,5-Trimethylbenzene	5.0000	3.9747	20.5	50.0	
0	4-Chlorotoluene	5.0000	4.7967	4.1	50.0	
0	tert-Butylbenzene	5.0000	4.6204	7.6	50.0	
0	1,2,4-Trimethylbenzene	5.0000	4.0253	19.5	50.0	
0	sec-Butylbenzene	5.0000	4.1834	16.3	50.0	
0	4-Isopropyltoluene	5.0000	3.9107	21.8	50.0	

Data File: \\cansvr11\dd\chem\MSV\a3ux11.i\J70717A.b/UXJ4733.D
Report Date: 07/17/2007

CONTINUING CALIBRATION COMPOUNDS
PERCENT DRIFT REPORT

Instrument ID: a3ux11.i
Lab File ID: UXJ4733.D
Analysis Type: WATER

Injection Date: 17-JUL-2007 10:14
Lab Sample ID: QCMRL
Method File: \\cansvr11\dd\chem\MSV\a3ux11.i\

	COMPOUND	EXPECTED CONC.	MEASURED CONC.	%D	MAX %D	
0	1,3-Dichlorobenzene	5.0000	4.6389	7.2	50.0	
0	1,4-Dichlorobenzene	5.0000	5.1000	2.0	50.0	
0	n-Butylbenzene	5.0000	3.8818	22.4	50.0	
0	1,2-Dichlorobenzene	5.0000	4.9883	0.2	50.0	
0	1,2-Dibromo-3-chloropropane	5.0000	4.5554	8.9	50.0	
0	1,2,4-Trichlorobenzene	5.0000	4.4608	10.8	50.0	
0	Hexachlorobutadiene	5.0000	4.6806	6.4	50.0	
42	Vinyl acetate	5.0000	3.9233	21.5	50.0	
59	1,4-Dioxane	250.0000	161.4241	35.4	50.0	
150	Vinyl Acetate-86	5.0000	5.1158	2.3	50.0	
0	1,2-Dichloroethane-d4	5.0000	44.7581	795.2	50.0	<-
0	Dibromofluoromethane	5.0000	54.7672	995.3	50.0	<-
0	Toluene-d8	5.0000	48.0028	860.1	50.0	<-
0	Bromofluorobenzene	5.0000	42.9124	758.2	50.0	<-

Data File: \\cansvr11\dd\chem\MSV\a3ux11.i\J70717A.b/UXJ4756.D
Report Date: 07/18/2007

CONTINUING CALIBRATION COMPOUNDS
PERCENT DRIFT REPORT

Instrument ID: a3ux11.i
Lab File ID: UXJ4756.D
Analysis Type: WATER

Injection Date: 17-JUL-2007 19:14
Lab Sample ID: QCMRL
Method File: \\cansvr11\dd\chem\MSV\a3ux11.i\J70717A

DCMRL closer

	COMPOUND	EXPECTED CONC.	MEASURED CONC.	%D	MAX %D	
0	Fluorobenzene	50.0000	50.0000	0.0	50.0	
0	Chlorobenzene-d5	50.0000	50.0000	0.0	50.0	
0	1,4-Dichlorobenzene-d4	50.0000	50.0000	0.0	50.0	
0	1,3,5-Trichlorobenzene	5.0000	4.3214	13.6	50.0	
0	Methylcyclohexane	5.0000	3.4980	30.0	50.0	
0	Methyl Acetate	10.0000	4.8580	51.4	50.0	<-
0	Cyclohexane	5.0000	3.3667	32.7	50.0	
0	Dichlorodifluoromethane	5.0000	4.5201	9.6	50.0	
0	Chloromethane	5.0000	5.2040	4.1	50.0	
0	Vinyl Chloride	5.0000	5.3499	7.0	20.0	
0	Bromomethane	5.0000	6.4077	28.2	50.0	
0	Chloroethane	5.0000	5.5801	11.6	50.0	
0	Trichlorofluoromethane	5.0000	6.1924	23.8	50.0	
0	Acrolein	50.0000	0.0000	100.0	50.0	<-
0	Acetone	10.0000	0.0000	100.0	50.0	<-
0	1,1-Dichloroethene	5.0000	4.0343	19.3	20.0	
0	Freon-113	5.0000	4.6254	7.5	50.0	
0	Iodomethane	5.0000	5.3294	6.6	50.0	
0	Carbon Disulfide	5.0000	5.8462	16.9	50.0	
0	Methylene Chloride	5.0000	8.7311	74.6	50.0	<- 174.6%
0	Acetonitrile	50.0000	22.3650	55.3	50.0	<-
0	Acrylonitrile	50.0000	43.9973	12.0	50.0	
0	Methyl tert-butyl ether	5.0000	4.4801	10.4	50.0	
0	trans-1,2-Dichloroethene	5.0000	5.5271	10.5	50.0	
0	Hexane	5.0000	4.4785	10.4	20.0	
0	1,2,3-Trichlorobenzene	5.0000	3.8180	23.6	50.0	
0	1,1-Dichloroethane	5.0000	5.1951	3.9	50.0	
0	tert-Butyl Alcohol	100.0000	98.1723	1.8	50.0	
0	2-Butanone	10.0000	7.8686	21.3	50.0	
0	1,2-Dichloroethene (total)	10.0000	10.3880	3.9	50.0	
0	cis-1,2-dichloroethene	5.0000	4.8609	2.8	50.0	
0	2,2-Dichloropropane	5.0000	3.1053	37.9	50.0	
0	Bromochloromethane	5.0000	5.7098	14.2	50.0	
0	Chloroform	5.0000	5.3253	6.5	20.0	
0	Tetrahydrofuran	5.0000	3.9917	20.2	50.0	
0	1,1,1-Trichloroethane	5.0000	4.7312	5.4	50.0	
0	1,1-Dichloropropene	5.0000	4.4708	10.6	50.0	
0	Carbon Tetrachloride	5.0000	6.0303	20.6	50.0	
0	1,2-Dichloroethane	5.0000	5.3377	6.8	50.0	

Data File: \\cansvr11\dd\chem\MSV\a3ux11.i\J70717A.b/UXJ4756.D
Report Date: 07/18/2007

CONTINUING CALIBRATION COMPOUNDS
PERCENT DRIFT REPORT

Instrument ID: a3ux11.i
Lab File ID: UXJ4756.D
Analysis Type: WATER

Injection Date: 17-JUL-2007 19:14
Lab Sample ID: QCMRL
Method File: \\cansvr11\dd\chem\MSV\a3ux11.i\

	COMPOUND	EXPECTED CONC.	MEASURED CONC.	%D	MAX %D
0	Benzene	5.0000	5.0518	1.0	50.0
0	Trichloroethene	5.0000	5.4162	8.3	50.0
0	1,2-Dichloropropane	5.0000	4.6790	6.4	20.0
0	Naphthalene	5.0000	2.8860	42.3	50.0
0	Dibromomethane	5.0000	5.6346	12.7	50.0
0	Bromodichloromethane	5.0000	5.8340	16.7	50.0
0	2-Chloroethyl vinyl ether	10.0000	6.5771	34.2	50.0
0	cis-1,3-Dichloropropene	5.0000	4.1095	17.8	50.0
0	4-Methyl-2-pentanone	10.0000	6.5468	34.5	50.0
0	Toluene	5.0000	4.7728	4.5	20.0
0	trans-1,3-Dichloropropene	5.0000	3.7937	24.1	50.0
0	Ethyl Methacrylate	5.0000	3.4414	31.2	50.0
0	1,1,2-Trichloroethane	5.0000	5.3768	7.5	50.0
0	1,3-Dichloropropane	5.0000	4.9950	0.1	50.0
0	Tetrachloroethene	5.0000	5.0417	0.8	50.0
0	2-Hexanone	10.0000	5.9835	40.2	50.0
0	Dibromochloromethane	5.0000	5.6605	13.2	50.0
0	1,2-Dibromoethane	5.0000	4.8215	3.6	50.0
0	Chlorobenzene	5.0000	5.0625	1.2	50.0
0	1,1,1,2-Tetrachloroethane	5.0000	5.4390	8.8	50.0
0	Ethylbenzene	5.0000	4.2595	14.8	20.0
0	m + p-Xylene	10.0000	7.6980	23.0	50.0
0	Xylenes (total)	15.0000	11.7208	21.9	50.0
0	Xylene-o	5.0000	4.0229	19.5	50.0
0	Styrene	5.0000	3.5885	28.2	50.0
0	Bromoform	5.0000	7.8101	56.2	50.0
0	Isopropylbenzene	5.0000	3.8008	24.0	50.0
0	1,1,2,2-Tetrachloroethane	5.0000	5.0371	0.7	50.0
0	1,4-Dichloro-2-butene	5.0000	4.2392	15.2	50.0
0	1,2,3-Trichloropropane	5.0000	5.6238	12.5	50.0
0	Bromobenzene	5.0000	5.1382	2.8	50.0
0	n-Propylbenzene	5.0000	4.1912	16.2	50.0
0	2-Chlorotoluene	5.0000	4.3192	13.6	50.0
0	1,3,5-Trimethylbenzene	5.0000	3.4127	31.7	50.0
0	4-Chlorotoluene	5.0000	4.2976	14.0	50.0
0	tert-Butylbenzene	5.0000	3.4310	31.4	50.0
0	1,2,4-Trimethylbenzene	5.0000	3.5091	29.8	50.0
0	sec-Butylbenzene	5.0000	3.6775	26.5	50.0
0	4-Isopropyltoluene	5.0000	3.4957	30.1	50.0

55.5%
59.8%
<-156.2

Data File: \\cansvr11\dd\chem\MSV\a3ux11.i\J70717A.b/UXJ4756.D
Report Date: 07/18/2007

CONTINUING CALIBRATION COMPOUNDS
PERCENT DRIFT REPORT

Instrument ID: a3ux11.i
Lab File ID: UXJ4756.D
Analysis Type: WATER

Injection Date: 17-JUL-2007 19:14
Lab Sample ID: QCMRL
Method File: \\cansvr11\dd\chem\MSV\a3ux11.i\

	COMPOUND	EXPECTED CONC.	MEASURED CONC.	%D	MAX %D	
0	1,3-Dichlorobenzene	5.0000	4.6039	7.9	50.0	
0	1,4-Dichlorobenzene	5.0000	4.8385	3.2	50.0	
0	n-Butylbenzene	5.0000	3.4284	31.4	50.0	
0	1,2-Dichlorobenzene	5.0000	4.6362	7.3	50.0	
0	1,2-Dibromo-3-chloropropane	5.0000	4.3090	13.8	50.0	
0	1,2,4-Trichlorobenzene	5.0000	3.8768	22.5	50.0	
0	Hexachlorobutadiene	5.0000	4.2079	15.8	50.0	
42	Vinyl acetate	5.0000	2.8772	42.5	50.0	
59	1,4-Dioxane	250.0000	210.4689	15.8	50.0	
150	Vinyl Acetate-86	5.0000	2.9488	41.0	50.0	
0	1,2-Dichloroethane-d4	5.0000	44.8359	796.7	50.0	<-
0	Dibromofluoromethane	5.0000	54.9837	999.7	50.0	<-
0	Toluene-d8	5.0000	46.1825	823.7	50.0	<-
0	Bromofluorobenzene	5.0000	42.6011	752.0	50.0	<-

METHOD BLANK REPORT

GC/MS Volatiles

Client Lot #...: A7G110101 **Work Order #...:** J21PK1AA **Matrix.....:** WATER
MB Lot-Sample #: A7G170000-244

Prep Date.....: 07/17/07 **Final Wgt/Vol..:** 5 mL
Analysis Date..: 07/17/07 **Prep Batch #...:** 7198244
Dilution Factor: 1 **Initial Wgt/Vol:** 5 mL

PARAMETER	RESULT	REPORTING LIMIT	UNITS	METHOD
Bromochloromethane	ND	1.0	ug/L	SW846 8260B
1,2-Dibromoethane	ND	1.0	ug/L	SW846 8260B
cis-1,2-Dichloroethene	ND	1.0	ug/L	SW846 8260B
trans-1,2-Dichloroethene	ND	1.0	ug/L	SW846 8260B
o-Xylene	ND	1.0	ug/L	SW846 8260B
m-Xylene & p-Xylene	ND	2.0	ug/L	SW846 8260B
Chloromethane	ND	1.0	ug/L	SW846 8260B
Bromomethane	ND	1.0	ug/L	SW846 8260B
Vinyl chloride	ND	1.0	ug/L	SW846 8260B
Chloroethane	ND	1.0	ug/L	SW846 8260B
Methylene chloride	ND	2.0	ug/L	SW846 8260B
Acetone	ND	10	ug/L	SW846 8260B
Carbon disulfide	ND	1.0	ug/L	SW846 8260B
1,1-Dichloroethene	ND	1.0	ug/L	SW846 8260B
1,1-Dichloroethane	ND	1.0	ug/L	SW846 8260B
1,2-Dichloroethene (total)	ND	1.0	ug/L	SW846 8260B
Chloroform	ND	1.0	ug/L	SW846 8260B
1,2-Dichloroethane	ND	1.0	ug/L	SW846 8260B
2-Butanone	ND	10	ug/L	SW846 8260B
1,1,1-Trichloroethane	ND	1.0	ug/L	SW846 8260B
Carbon tetrachloride	ND	1.0	ug/L	SW846 8260B
Bromodichloromethane	ND	1.0	ug/L	SW846 8260B
1,2-Dichloropropane	ND	1.0	ug/L	SW846 8260B
cis-1,3-Dichloropropene	ND	1.0	ug/L	SW846 8260B
Trichloroethene	ND	1.0	ug/L	SW846 8260B
Dibromochloromethane	ND	1.0	ug/L	SW846 8260B
1,1,2-Trichloroethane	ND	1.0	ug/L	SW846 8260B
Benzene	ND	1.0	ug/L	SW846 8260B
trans-1,3-Dichloropropene	ND	1.0	ug/L	SW846 8260B
Bromoform	ND	1.0	ug/L	SW846 8260B
4-Methyl-2-pentanone	ND	10	ug/L	SW846 8260B
2-Hexanone	ND	10	ug/L	SW846 8260B
Tetrachloroethene	ND	1.0	ug/L	SW846 8260B
1,1,2,2-Tetrachloroethane	ND	1.0	ug/L	SW846 8260B
Toluene	ND	1.0	ug/L	SW846 8260B
Chlorobenzene	ND	1.0	ug/L	SW846 8260B
Ethylbenzene	ND	1.0	ug/L	SW846 8260B
Styrene	ND	1.0	ug/L	SW846 8260B
Xylenes (total)	ND	2.0	ug/L	SW846 8260B

(Continued on next page)

METHOD BLANK REPORT

GC/MS Volatiles

Client Lot #...: A7G110101 **Work Order #...:** J21PK1AA **Matrix.....:** WATER

PARAMETER	RESULT	REPORTING LIMIT	UNITS	METHOD

SURROGATE	PERCENT RECOVERY	RECOVERY LIMITS
Dibromofluoromethane	108	(50 - 150)
1,2-Dichloroethane-d4	89	(50 - 150)
Toluene-d8	92	(50 - 150)
4-Bromofluorobenzene	78	(50 - 150)

NOTE(S):

Calculations are performed before rounding to avoid round-off errors in calculated results.

Environmental Quality Mgt., Inc.

Client Sample ID: FWGEQUIPRinse1-0501-GW

GC/MS Volatiles

Lot-Sample #...: A7G100102-007 **Work Order #...:** J2JL71AA **Matrix.....:** WQ
Date Sampled...: 07/09/07 15:40 **Date Received..:** 07/10/07
Prep Date.....: 07/13/07 **Analysis Date..:** 07/13/07
Prep Batch #...: 7194300
Dilution Factor: 1 **Initial Wgt/Vol:** 5 mL **Final Wgt/Vol..:** 5 mL
Method.....: SW846 8260B

PARAMETER	RESULT	REPORTING LIMIT	UNITS	MDL
Bromochloromethane	ND	1.0	ug/L	0.29
1,2-Dibromoethane	ND	1.0	ug/L	0.24
o-Xylene	ND	1.0	ug/L	0.14
m-Xylene & p-Xylene	ND	2.0	ug/L	0.24
cis-1,2-Dichloroethene	ND	1.0	ug/L	0.17
trans-1,2-Dichloroethene	ND	1.0	ug/L	0.19
Chloromethane	ND	1.0	ug/L	0.30
Bromomethane	ND	1.0	ug/L	0.41
Vinyl chloride	ND	1.0	ug/L	0.22
Chloroethane	ND	1.0	ug/L	0.29
Methylene chloride	ND	2.0	ug/L	0.33
Acetone	**1.3 J**	**10**	**ug/L**	**1.1**
Carbon disulfide	ND	1.0	ug/L	0.13
1,1-Dichloroethene	ND	1.0	ug/L	0.19
1,1-Dichloroethane	ND	1.0	ug/L	0.15
1,2-Dichloroethene (total)	ND	1.0	ug/L	0.34
Chloroform	ND	1.0	ug/L	0.16
1,2-Dichloroethane	ND	1.0	ug/L	0.22
2-Butanone	**1.2 J**	**10**	**ug/L**	**0.57**
1,1,1-Trichloroethane	ND	1.0	ug/L	0.22
Carbon tetrachloride	ND	1.0	ug/L	0.13
Bromodichloromethane	ND	1.0	ug/L	0.15
1,2-Dichloropropane	ND	1.0	ug/L	0.18
cis-1,3-Dichloropropene	ND	1.0	ug/L	0.14
Trichloroethene	ND	1.0	ug/L	0.17
Dibromochloromethane	ND	1.0	ug/L	0.18
1,1,2-Trichloroethane	ND	1.0	ug/L	0.27
Benzene	ND	1.0	ug/L	0.13
trans-1,3-Dichloropropene	ND	1.0	ug/L	0.19
Bromoform	ND	1.0	ug/L	0.64
4-Methyl-2-pentanone	ND	10	ug/L	0.32
2-Hexanone	ND	10	ug/L	0.41
Tetrachloroethene	ND	1.0	ug/L	0.29
1,1,2,2-Tetrachloroethane	ND	1.0	ug/L	0.18
Toluene	**0.24 J**	**1.0**	**ug/L**	**0.13**
Chlorobenzene	ND	1.0	ug/L	0.15
Ethylbenzene	ND	1.0	ug/L	0.17

(Continued on next page)

Environmental Quality Mgt., Inc.

Client Sample ID: FWGEQUIPRinse1-0501-GW

GC/MS Volatiles

Lot-Sample #...: A7G100102-007 **Work Order #...:** J2JL71AA **Matrix.....:** WQ

PARAMETER	RESULT	REPORTING LIMIT	UNITS	MDL
Styrene	ND	1.0	ug/L	0.11
Xylenes (total)	ND	2.0	ug/L	0.28

SURROGATE	PERCENT RECOVERY	RECOVERY LIMITS
Dibromofluoromethane	108	(50 - 150)
1,2-Dichloroethane-d4	89	(50 - 150)
Toluene-d8	93	(50 - 150)
4-Bromofluorobenzene	81	(50 - 150)

NOTE(S):

J Estimated result. Result is less than RL.

QC Outlier Report: Trip Blank

Lab Reporting Batch : A7G110101
Method/Preparation Batch : 7198244 / 7198244
Client Sample ID : FWGTeam3-Trip
Lab Sample ID : A7G110101008

Lab ID: STLCAN
Analysis Date : 07/17/2007
Preparation Date : 07/17/2007
Preparation Type : 5030B

Analysis Method : 8260B

Toluene	Result	Reporting Limit	Units	Lab Qual	Comments
Trip Blank Result:	0.17	1.0	ug/L	J	Common Contaminant

No qual, result less than 1/2 MRL, acceptable per CCG [illegible]

Toluene was qualified due to trip blank contamination in the following associated samples:

Client Sample ID	Lab Sample ID	Dilution	Result	Lab Qual	Result Unit
FWGBKGmw-012C-0465-G	A7G110101006	1	0.45	J	ug/L
FWGCBPmw-006C-0474-G	A7G110101003	1	0.59	J	ug/L

Toluene	Result	Reporting Limit	Units	Lab Qual	Comments
Trip Blank Result:	0.23	1.0	ug/L	J	Common Contaminant

Toluene contamination found in the trip blank did not qualify any samples.

LABORATORY CONTROL SAMPLE EVALUATION REPORT

GC/MS Volatiles

Client Lot #...: A7G110101 **Work Order #...:** J21PK1AC-LCS **Matrix.....:** WATER
LCS Lot-Sample#: A7G170000-244 J21PK1AD-LCSD

PARAMETER	PERCENT RECOVERY	RECOVERY LIMITS	RPD	RPD LIMITS	METHOD
2-Butanone	74	(45 - 150)			SW846 8260B
	76	(45 - 150)	3.1	(0-30)	SW846 8260B
1,1,1-Trichloroethane	99	(70 - 127)			SW846 8260B
	97	(70 - 127)	2.1	(0-30)	SW846 8260B
Carbon tetrachloride	116	(71 - 132)			SW846 8260B
	120	(71 - 132)	3.4	(0-30)	SW846 8260B
Bromodichloromethane	105	(70 - 130)			SW846 8260B
	104	(70 - 130)	0.89	(0-30)	SW846 8260B
1,2-Dichloropropane	96	(75 - 127)			SW846 8260B
	91	(75 - 127)	5.1	(0-30)	SW846 8260B
cis-1,3-Dichloropropene	90	(73 - 132)			SW846 8260B
	90	(73 - 132)	0.63	(0-30)	SW846 8260B
Trichloroethene	**101**	**(67 - 128)**			**SW846 8260B**
	105	**(67 - 128)**	**3.8**	**(0-30)**	**SW846 8260B**
Dibromochloromethane	118	(74 - 145)			SW846 8260B
	114	(74 - 145)	3.2	(0-30)	SW846 8260B
1,1,2-Trichloroethane	93	(75 - 136)			SW846 8260B
	93	(75 - 136)	0.79	(0-30)	SW846 8260B
Benzene	**97**	**(75 - 126)**			**SW846 8260B**
	96	**(75 - 126)**	**1.3**	**(0-30)**	**SW846 8260B**
trans-1,3-Dichloropropene	80	(74 - 131)			SW846 8260B
	81	(74 - 131)	1.0	(0-30)	SW846 8260B
Bromoform	145 a	(72 - 136)			SW846 8260B
	142 a	(72 - 136)	2.1	(0-30)	SW846 8260B
4-Methyl-2-pentanone	70	(59 - 150)			SW846 8260B
	69	(59 - 150)	1.8	(0-30)	SW846 8260B
2-Hexanone	65	(53 - 139)			SW846 8260B
	62	(53 - 139)	5.0	(0-30)	SW846 8260B
Tetrachloroethene	100	(75 - 129)			SW846 8260B
	99	(75 - 129)	1.0	(0-30)	SW846 8260B
1,1,2,2-Tetrachloroethane	86	(68 - 129)			SW846 8260B
	84	(68 - 129)	2.7	(0-30)	SW846 8260B
Toluene	**92**	**(75 - 125)**			**SW846 8260B**
	91	**(75 - 125)**	**0.63**	**(0-30)**	**SW846 8260B**
Chlorobenzene	**96**	**(75 - 127)**			**SW846 8260B**
	95	**(75 - 127)**	**1.8**	**(0-30)**	**SW846 8260B**
Ethylbenzene	90	(75 - 120)			SW846 8260B
	95	(75 - 120)	6.0	(0-30)	SW846 8260B
Styrene	96	(75 - 130)			SW846 8260B
	95	(75 - 130)	1.2	(0-30)	SW846 8260B
Xylenes (total)	96	(90 - 114)			SW846 8260B
	95	(90 - 114)	0.30	(0-30)	SW846 8260B

(Continued on next page)

MATRIX SPIKE SAMPLE EVALUATION REPORT

GC/MS Volatiles

Client Lot #...: A7G110101 **Work Order #...:** J2LK41AC-MS **Matrix.....:** WG
MS Lot-Sample #: A7G110101-012 J2LK41AD-MSD
Date Sampled...: 07/10/07 09:15 **Date Received..:** 07/11/07
Prep Date.....: 07/17/07 **Analysis Date..:** 07/17/07
Prep Batch #...: 7198244
Dilution Factor: 1 **Initial Wgt/Vol:** 5 mL **Final Wgt/Vol..:** 5 mL

PARAMETER	PERCENT RECOVERY	RECOVERY LIMITS	RPD	RPD LIMITS	METHOD
cis-1,2-Dichloroethene	94	(82 - 116)			SW846 8260B
	93	(82 - 116)	1.3	(0-30)	SW846 8260B
trans-1,2-Dichloroethene	98	(77 - 115)			SW846 8260B
	94	(77 - 115)	3.7	(0-30)	SW846 8260B
1,2-Dibromoethane	87	(60 - 140)			SW846 8260B
	88	(60 - 140)	0.75	(0-20)	SW846 8260B
Bromochloromethane	98	(70 - 130)			SW846 8260B
	104	(70 - 130)	5.6	(0-30)	SW846 8260B
Chloromethane	85	(41 - 125)			SW846 8260B
	86	(41 - 125)	0.71	(0-30)	SW846 8260B
Bromomethane	82	(53 - 155)			SW846 8260B
	86	(53 - 155)	5.6	(0-30)	SW846 8260B
Vinyl chloride	84	(52 - 122)			SW846 8260B
	89	(52 - 122)	5.9	(0-30)	SW846 8260B
Chloroethane	92	(62 - 140)			SW846 8260B
	98	(62 - 140)	6.9	(0-30)	SW846 8260B
Methylene chloride	94	(70 - 129)			SW846 8260B
	98	(70 - 129)	3.5	(0-30)	SW846 8260B
Acetone	70	(10 - 166)			SW846 8260B
	55	(10 - 166)	24	(0-32)	SW846 8260B
Carbon disulfide	100	(66 - 135)			SW846 8260B
	102	(66 - 135)	1.8	(0-31)	SW846 8260B
1,1-Dichloroethene	**103**	**(57 - 138)**			**SW846 8260B**
	99	**(57 - 138)**	**3.2**	**(0-15)**	**SW846 8260B**
1,1-Dichloroethane	91	(84 - 121)			SW846 8260B
	91	(84 - 121)	0.39	(0-30)	SW846 8260B
1,2-Dichloroethene (total)	96	(80 - 115)			SW846 8260B
	94	(80 - 115)	2.5	(0-30)	SW846 8260B
Chloroform	94	(85 - 124)			SW846 8260B
	93	(85 - 124)	0.20	(0-30)	SW846 8260B
1,2-Dichloroethane	88	(84 - 126)			SW846 8260B
	90	(84 - 126)	2.3	(0-30)	SW846 8260B
2-Butanone	68	(52 - 152)			SW846 8260B
	72	(52 - 152)	6.1	(0-30)	SW846 8260B
1,1,1-Trichloroethane	90	(78 - 128)			SW846 8260B
	92	(78 - 128)	2.1	(0-30)	SW846 8260B
Carbon tetrachloride	112	(80 - 125)			SW846 8260B
	118	(80 - 125)	5.5	(0-30)	SW846 8260B

(Continued on next page)

Laboratory Control Sample / Laboratory Control Sample Duplicate Outlier Report

Method Batch : 7198244 **Analysis Method :** 8260B **Analysis Date :** 07/17/2007

Preparation Batch : 7198244 **Preparation Type :** 5030B **Preparation Date :** 07/17/2007

Lab Reporting Batch : A7G110101 **Lab ID:** STLCAN

			Reported Values		Project Limits (Percent)			
LCS Lab Sample ID	Matrix	Analyte Name	Percent Recovery	RPD	Rejection Point	Lower Limit	Upper Limit	RPD
A7G170000244C	AQ	Bromoform	145		30.00	72.00	136.00	30.00
A7G170000244L		Bromoform	142	2.1	30.00	72.00	136.00	30.00

Associated Samples

Client Sample ID	Lab Sample ID
FWGBKGmw-004C-0460-GW	A7G110101018
FWGBKGmw-008C-0463-GW	A7G110101016
FWGBKGmw-012C-0465-GW	A7G110101006
FWGBKGmw-021C-0473-GW	A7G110101027
FWGCBPmw-006C-0474-GW	A7G110101003
FWGCBPmw-007C-0475-GW	A7G110101001
FWGEQUIPRinse2-0502-GW	A7G110101005
FWGLL12mw-153C-0480-GW	A7G110101025
FWGLL12mw-182C-0481-GW	A7G110101021
FWGLL12mw-183C-0482-GW	A7G110101012
FWGLL12mw-186C-0483-GW	A7G110101014
FWGLL12mw-DUP2-0498-GW	A7G110101023
FWGLL1mw-080C-0485-GW	A7G110101009
FWGTeam3-070907	A7G110101011
FWGTeam3-Trip	A7G110101008
FWGTRIP-Team1	A7G110101029
FWGTRIP-Team2	A7G110101020

Scope of Data Qualification: The outlier in the LCS qualifies that analyte in all samples with the same Preparation Batch ID as the LCS

Project Number and Name: 030240.0005 - Ravenna GW

MATRIX SPIKE SAMPLE EVALUATION REPORT

GC/MS Volatiles

Client Lot #...: A7G110101 **Work Order #...:** J2LK41AC-MS **Matrix.....:** WG
MS Lot-Sample #: A7G110101-012 J2LK41AD-MSD

PARAMETER	PERCENT RECOVERY	RECOVERY LIMITS	RPD	RPD LIMITS	METHOD
Bromodichloromethane	98	(86 - 127)			SW846 8260B
	98	(86 - 127)	0.09	(0-30)	SW846 8260B
1,2-Dichloropropane	88	(83 - 121)			SW846 8260B
	89	(83 - 121)	0.80	(0-30)	SW846 8260B
cis-1,3-Dichloropropene	82 a	(86 - 122)			SW846 8260B
	82 a	(86 - 122)	0.42	(0-30)	SW846 8260B
Trichloroethene	**100**	**(58 - 141)**			**SW846 8260B**
	100	**(58 - 141)**	**0.28**	**(0-17)**	**SW846 8260B**
Dibromochloromethane	112	(85 - 124)			SW846 8260B
	113	(85 - 124)	1.8	(0-30)	SW846 8260B
1,1,2-Trichloroethane	87 a	(88 - 119)			SW846 8260B
	89	(88 - 119)	2.2	(0-30)	SW846 8260B
Benzene	**92**	**(73 - 123)**			**SW846 8260B**
	93	**(73 - 123)**	**0.72**	**(0-11)**	**SW846 8260B**
trans-1,3-Dichloropropene	78 a	(85 - 120)			SW846 8260B
	77 a	(85 - 120)	2.2	(0-30)	SW846 8260B
Bromoform	128	(79 - 135)			SW846 8260B
	133	(79 - 135)	3.4	(0-30)	SW846 8260B
4-Methyl-2-pentanone	66 a	(74 - 140)			SW846 8260B
	68 a	(74 - 140)	2.7	(0-30)	SW846 8260B
2-Hexanone	60	(57 - 148)			SW846 8260B
	62	(57 - 148)	3.3	(0-31)	SW846 8260B
Tetrachloroethene	99	(75 - 116)			SW846 8260B
	97	(75 - 116)	1.5	(0-30)	SW846 8260B
1,1,2,2-Tetrachloroethane	83	(74 - 144)			SW846 8260B
	81	(74 - 144)	2.1	(0-30)	SW846 8260B
Toluene	**91**	**(67 - 129)**			**SW846 8260B**
	89	**(67 - 129)**	**2.4**	**(0-14)**	**SW846 8260B**
Chlorobenzene	**94**	**(70 - 122)**			**SW846 8260B**
	93	**(70 - 122)**	**0.83**	**(0-14)**	**SW846 8260B**
Ethylbenzene	90	(86 - 113)			SW846 8260B
	89	(86 - 113)	1.1	(0-30)	SW846 8260B
Styrene	93	(87 - 115)			SW846 8260B
	90	(87 - 115)	3.4	(0-30)	SW846 8260B
Xylenes (total)	93	(88 - 114)			SW846 8260B
	92	(88 - 114)	0.99	(0-30)	SW846 8260B
n-Hexane	84	(57 - 129)			SW846 8260B
	100	(57 - 129)	18	(0-30)	SW846 8260B
Cyclohexane	67	(60 - 140)			SW846 8260B
	72	(60 - 140)	7.2	(0-20)	SW846 8260B

(Continued on next page)

MATRIX SPIKE SAMPLE EVALUATION REPORT

GC/MS Volatiles

Client Lot #...: A7G110101 **Work Order #...:** J2LK41AC-MS **Matrix.....:** WG
MS Lot-Sample #: A7G110101-012 J2LK41AD-MSD

PARAMETER	PERCENT RECOVERY	RECOVERY LIMITS	RPD	RPD LIMITS	METHOD
1,2-Dibromo-3-chloro-propane	79	(60 - 140)			SW846 8260B
	79	(60 - 140)	0.92	(0-20)	SW846 8260B
1,2-Dichlorobenzene	88	(60 - 140)			SW846 8260B
	87	(60 - 140)	1.2	(0-20)	SW846 8260B
1,3-Dichlorobenzene	90	(60 - 140)			SW846 8260B
	89	(60 - 140)	1.2	(0-20)	SW846 8260B
1,4-Dichlorobenzene	90	(60 - 140)			SW846 8260B
	91	(60 - 140)	0.32	(0-20)	SW846 8260B
Dichlorodifluoromethane	80	(60 - 140)			SW846 8260B
	86	(60 - 140)	7.3	(0-20)	SW846 8260B
Freon 113	128	(60 - 140)			SW846 8260B
	127	(60 - 140)	0.66	(0-20)	SW846 8260B
Isopropylbenzene	97	(60 - 140)			SW846 8260B
	98	(60 - 140)	1.3	(0-20)	SW846 8260B
Methyl acetate	68	(60 - 140)			SW846 8260B
	70	(60 - 140)	2.1	(0-20)	SW846 8260B
Methylcyclohexane	74	(60 - 140)			SW846 8260B
	79	(60 - 140)	6.1	(0-20)	SW846 8260B
Methyl tert-butyl ether (MTBE)	78	(60 - 140)			SW846 8260B
	79	(60 - 140)	1.5	(0-20)	SW846 8260B
1,2,4-Trichloro-benzene	74	(60 - 140)			SW846 8260B
	76	(60 - 140)	2.3	(0-20)	SW846 8260B
Trichlorofluoromethane	120	(60 - 140)			SW846 8260B
	122	(60 - 140)	1.6	(0-20)	SW846 8260B

SURROGATE	PERCENT RECOVERY	RECOVERY LIMITS
Dibromofluoromethane	107	(50 - 150)
	107	(50 - 150)
1,2-Dichloroethane-d4	91	(50 - 150)
	91	(50 - 150)
Toluene-d8	96	(50 - 150)
	96	(50 - 150)
4-Bromofluorobenzene	94	(50 - 150)
	91	(50 - 150)

(Continued on next page)

MATRIX SPIKE SAMPLE EVALUATION REPORT

GC/MS Volatiles

Client Lot #...: A7G110101 **Work Order #...:** J2LK41AC-MS **Matrix.....:** WG
MS Lot-Sample #: A7G110101-012 J2LK41AD-MSD

SURROGATE	PERCENT RECOVERY	RECOVERY LIMITS

NOTE(S):

Calculations are performed before rounding to avoid round-off errors in calculated results.

Bold print denotes control parameters

a Spiked analyte recovery is outside stated control limits.

Matrix Spike / Matrix Spike Duplicate Recovery and RPD Outlier Report

Method Batch : 7198244 **Analysis Method :** 8260B **Analysis Date :** 07/17/2007

Preparation Batch : 7198244 **Preparation Type :** 5030B **Preparation Date :** 07/17/2007

Lab Reporting Batch : A7G110101 **Lab ID:** STLCAN

Client Sample ID	Lab Sample ID	Matrix	Analyte Name	Reported *		Project Limits (Percent)			
				Percent Recovery	RPD	Rejection Point**	Lower Limit	Upper Limit	RPD
FWGLL12mw-183C-0482	A7G110101012S	AQ	2-Butanone	68		0.00	70.00	130.00	20.00
			2-Hexanone	60		0.00	70.00	130.00	20.00
			4-Methyl-2-pentanone	66		0.00	70.00	130.00	20.00
FWGLL12mw-183C-0482	A7G110101012D		2-Hexanone	62		0.00	70.00	130.00	20.00
			4-Methyl-2-pentanone	68		0.00	70.00	130.00	20.00
			Acetone	55	24	0.00	70.00	130.00	20.00
			Bromoform	133		0.00	70.00	130.00	20.00

Associated Samples: Parent sample only

Client Sample ID	Lab Sample ID
FWGLL12mw-183C-0482-GW	A7G110101012

* Only those Percent Recovery and/or RPD values outside project limits are listed in this report.
** Metal are also assessed against an upper rejection point of 150 percent for waters and 200 percent for soils and sediments

Project Number and Name: ***030240.0005 - Ravenna GW***

Environmental Quality Mgt., Inc.

Client Sample ID: FWGCBPmw-007C-0475-GW

GC/MS Semivolatiles

Lot-Sample #...: A7G110101-001 **Work Order #...:** J2LKL1AC **Matrix.....:** WG
Date Sampled...: 07/10/07 09:00 **Date Received..:** 07/11/07
Prep Date.....: 07/11/07 **Analysis Date..:** 07/30/07
Prep Batch #...: 7192095
Dilution Factor: 1 **Initial Wgt/Vol:** 1000 mL **Final Wgt/Vol..:** 2 mL
Method.....: SW846 8270C

PARAMETER	RESULT	REPORTING LIMIT	UNITS	MDL
Benzoic acid	ND	10	ug/L	4.4
Benzyl alcohol	ND	5.0	ug/L	0.49
Phenol	ND	1.0	ug/L	0.96
bis(2-Chloroethyl)-ether	ND	1.0	ug/L	0.088
2-Chlorophenol	ND	1.0	ug/L	0.039
1,3-Dichlorobenzene	ND	1.0	ug/L	0.53
1,4-Dichlorobenzene	ND	1.0	ug/L	0.52
1,2-Dichlorobenzene	ND	1.0	ug/L	0.59
2-Methylphenol	ND	1.0	ug/L	0.56
2,2'-oxybis(1-Chloro-propane)	ND	1.0	ug/L	0.52
4-Methylphenol	ND	1.0	ug/L	0.64
N-Nitrosodi-n-propyl-amine	ND	1.0	ug/L	0.53
Hexachloroethane	ND	1.0	ug/L	0.58
Nitrobenzene	ND	1.0	ug/L	0.053
Isophorone	ND	1.0	ug/L	0.50
2-Nitrophenol	ND	2.0	ug/L	1.3
2,4-Dimethylphenol	ND	2.0	ug/L	0.56
bis(2-Chloroethoxy) methane	ND	1.0	ug/L	0.49
2,4-Dichlorophenol	ND	2.0	ug/L	1.1
1,2,4-Trichloro-benzene	ND	1.0	ug/L	0.59
Naphthalene	ND	0.20	ug/L	0.069
4-Chloroaniline	ND	2.0	ug/L	0.56
Hexachlorobutadiene	ND	1.0	ug/L	0.51
4-Chloro-3-methylphenol	ND	2.0	ug/L	0.41
2-Methylnaphthalene	ND	0.20	ug/L	0.061
Hexachlorocyclopenta-diene	ND	10	ug/L	0.74
2,4,6-Trichloro-phenol	ND	5.0	ug/L	1.4
2,4,5-Trichloro-phenol	ND	5.0	ug/L	0.96
2-Chloronaphthalene	ND	1.0	ug/L	0.62
2-Nitroaniline	ND	2.0	ug/L	0.43

(Continued on next page)

Environmental Quality Mgt., Inc.

Client Sample ID: FWGCBPmw-007C-0475-GW

GC/MS Semivolatiles

Lot-Sample #...: A7G110101-001 **Work Order #...:** J2LKL1AC **Matrix.....:** WG

PARAMETER	RESULT	REPORTING LIMIT	UNITS	MDL
Dimethyl phthalate	ND	1.0	ug/L	0.44
Acenaphthylene	ND	0.20	ug/L	0.054
2,6-Dinitrotoluene	ND	5.0	ug/L	0.47
3-Nitroaniline	ND	2.0	ug/L	0.67
Acenaphthene	ND	0.20	ug/L	0.054
2,4-Dinitrophenol	ND	5.0	ug/L	3.5
4-Nitrophenol	ND	5.0	ug/L	0.63
Dibenzofuran	ND	1.0	ug/L	0.54
2,4-Dinitrotoluene	ND	5.0	ug/L	0.40
Diethyl phthalate	ND	1.0	ug/L	0.63
4-Chlorophenyl phenyl ether	ND	2.0	ug/L	0.55
Fluorene	ND	0.20	ug/L	0.043
4-Nitroaniline	ND	2.0	ug/L	0.47
4,6-Dinitro-2-methylphenol	ND	5.0	ug/L	0.27
N-Nitrosodiphenylamine	ND	1.0	ug/L	0.46
4-Bromophenyl phenyl ether	ND	2.0	ug/L	0.52
Hexachlorobenzene	ND	0.20	ug/L	0.065
Pentachlorophenol	ND	5.0	ug/L	0.48
Phenanthrene	ND	0.20	ug/L	0.087
Anthracene	ND	0.20	ug/L	0.054
Carbazole	ND	1.0	ug/L	0.54
Di-n-butyl phthalate	ND	1.0	ug/L	0.61
Fluoranthene	ND	0.20	ug/L	0.036
Pyrene	ND	0.20	ug/L	0.048
Butyl benzyl phthalate	ND	1.0	ug/L	0.51
3,3'-Dichlorobenzidine	ND	5.0	ug/L	0.48
Benzo(a)anthracene	ND	0.20	ug/L	0.052
Chrysene	ND	0.20	ug/L	0.048
bis(2-Ethylhexyl) phthalate	**4.3 J,B**	**10**	**ug/L**	**0.88**
Di-n-octyl phthalate	ND	1.0	ug/L	0.39
Benzo(b)fluoranthene	ND	0.20	ug/L	0.049
Benzo(k)fluoranthene	ND	0.20	ug/L	0.049
Benzo(a)pyrene	ND	0.20	ug/L	0.048
Indeno(1,2,3-cd)pyrene	ND	0.20	ug/L	0.065
Dibenz(a,h)anthracene	ND	0.20	ug/L	0.039
Benzo(ghi)perylene	ND	0.20	ug/L	0.053

(Continued on next page)

Environmental Quality Mgt., Inc.

Client Sample ID: FWGCBPmw-007C-0475-GW

GC/MS Semivolatiles

Lot-Sample #...: A7G110101-001 Work Order #...: J2LKL1AC Matrix.....: WG

SURROGATE	PERCENT RECOVERY	RECOVERY LIMITS
Nitrobenzene-d5	75	(32 - 112)
2-Fluorobiphenyl	76	(30 - 110)
Terphenyl-d14	95	(51 - 135)
Phenol-d5	69	(10 - 117)
2-Fluorophenol	34	(19 - 108)
2,4,6-Tribromophenol	91	(42 - 124)

NOTE(S):

J Estimated result. Result is less than RL.

B Method blank contamination. The associated method blank contains the target analyte at a reportable level.

Environmental Quality Mgt., Inc.

Client Sample ID: FWGCBPmw-007C-0475-GW

GC/MS Semivolatiles

Lot-Sample #...: A7G110101-001 **Work Order #...:** J2LKL2AC **Matrix.....:** WG
Date Sampled...: 07/10/07 09:00 **Date Received..:** 07/11/07
Prep Date.....: 07/24/07 **Analysis Date..:** 07/31/07
Prep Batch #...: 7205263
Dilution Factor: 1 **Initial Wgt/Vol:** 1020 mL **Final Wgt/Vol..:** 2 mL
Method.....: SW846 8270C

PARAMETER	RESULT	REPORTING LIMIT	UNITS	MDL
Benzoic acid	ND	10	ug/L	4.4
Benzyl alcohol	ND	5.0	ug/L	0.49
Phenol	ND	1.0	ug/L	0.96
bis(2-Chloroethyl)-ether	ND	1.0	ug/L	0.088
2-Chlorophenol	ND	1.0	ug/L	0.039
1,3-Dichlorobenzene	ND	1.0	ug/L	0.53
1,4-Dichlorobenzene	ND	1.0	ug/L	0.52
1,2-Dichlorobenzene	ND	1.0	ug/L	0.59
2-Methylphenol	ND	1.0	ug/L	0.56
2,2'-oxybis(1-Chloro-propane)	ND	1.0	ug/L	0.52
4-Methylphenol	ND	1.0	ug/L	0.64
N-Nitrosodi-n-propyl-amine	ND	1.0	ug/L	0.53
Hexachloroethane	ND	1.0	ug/L	0.58
Nitrobenzene	ND	1.0	ug/L	0.053
Isophorone	ND	1.0	ug/L	0.50
2-Nitrophenol	ND	2.0	ug/L	1.3
2,4-Dimethylphenol	ND	2.0	ug/L	0.56
bis(2-Chloroethoxy) methane	ND	1.0	ug/L	0.49
2,4-Dichlorophenol	ND	2.0	ug/L	1.1
1,2,4-Trichloro-benzene	ND	1.0	ug/L	0.59
Naphthalene	ND	0.20	ug/L	0.069
4-Chloroaniline	ND	2.0	ug/L	0.56
Hexachlorobutadiene	ND	1.0	ug/L	0.51
4-Chloro-3-methylphenol	ND	2.0	ug/L	0.41
2-Methylnaphthalene	ND	0.20	ug/L	0.061
Hexachlorocyclopenta-diene	ND	10	ug/L	0.74
2,4,6-Trichloro-phenol	ND	5.0	ug/L	1.4
2,4,5-Trichloro-phenol	ND	5.0	ug/L	0.96
2-Chloronaphthalene	ND	1.0	ug/L	0.62
2-Nitroaniline	ND	2.0	ug/L	0.43

(Continued on next page)

Environmental Quality Mgt., Inc.

Client Sample ID: FWGCBPmw-007C-0475-GW

GC/MS Semivolatiles

Lot-Sample #...: A7G110101-001 **Work Order #...:** J2LKL2AC **Matrix.....:** WG

PARAMETER	RESULT	REPORTING LIMIT	UNITS	MDL
Dimethyl phthalate	ND	1.0	ug/L	0.44
Acenaphthylene	ND	0.20	ug/L	0.054
2,6-Dinitrotoluene	ND	5.0	ug/L	0.47
3-Nitroaniline	ND	2.0	ug/L	0.67
Acenaphthene	ND	0.20	ug/L	0.054
2,4-Dinitrophenol	ND	5.0	ug/L	3.5
4-Nitrophenol	ND	5.0	ug/L	0.63
Dibenzofuran	ND	1.0	ug/L	0.54
2,4-Dinitrotoluene	ND	5.0	ug/L	0.40
Diethyl phthalate	ND	1.0	ug/L	0.63
4-Chlorophenyl phenyl ether	ND	2.0	ug/L	0.55
Fluorene	ND	0.20	ug/L	0.043
4-Nitroaniline	ND	2.0	ug/L	0.47
4,6-Dinitro-2-methylphenol	ND	5.0	ug/L	0.27
N-Nitrosodiphenylamine	ND	1.0	ug/L	0.46
4-Bromophenyl phenyl ether	ND	2.0	ug/L	0.52
Hexachlorobenzene	ND	0.20	ug/L	0.065
Pentachlorophenol	ND	5.0	ug/L	0.48
Phenanthrene	ND	0.20	ug/L	0.087
Anthracene	ND	0.20	ug/L	0.054
Carbazole	ND	1.0	ug/L	0.54
Di-n-butyl phthalate	ND	1.0	ug/L	0.61
Fluoranthene	ND	0.20	ug/L	0.036
Pyrene	ND	0.20	ug/L	0.048
Butyl benzyl phthalate	ND	1.0	ug/L	0.51
3,3'-Dichlorobenzidine	ND	5.0	ug/L	0.48
Benzo(a)anthracene	ND	0.20	ug/L	0.052
Chrysene	ND	0.20	ug/L	0.048
bis(2-Ethylhexyl) phthalate	**1.2 J,B**	**10**	**ug/L**	**0.88**
Di-n-octyl phthalate	ND	1.0	ug/L	0.39
Benzo(b)fluoranthene	ND	0.20	ug/L	0.049
Benzo(k)fluoranthene	ND	0.20	ug/L	0.049
Benzo(a)pyrene	ND	0.20	ug/L	0.048
Indeno(1,2,3-cd)pyrene	ND	0.20	ug/L	0.065
Dibenz(a,h)anthracene	ND	0.20	ug/L	0.039
Benzo(ghi)perylene	ND	0.20	ug/L	0.053

(Continued on next page)

Environmental Quality Mgt., Inc.

Client Sample ID: FWGCBPmw-007C-0475-GW

GC/MS Semivolatiles

Lot-Sample #...: A7G110101-001 Work Order #...: J2LKL2AC Matrix.....: WG

SURROGATE	PERCENT RECOVERY	RECOVERY LIMITS
Nitrobenzene-d5	65	(32 - 112)
2-Fluorobiphenyl	77	(30 - 110)
Terphenyl-d14	107	(51 - 135)
Phenol-d5	46	(10 - 117)
2-Fluorophenol	11 *	(19 - 108)
2,4,6-Tribromophenol	71	(42 - 124)

NOTE(S):

* Surrogate recovery is outside stated control limits.

J Estimated result. Result is less than RL.

B Method blank contamination. The associated method blank contains the target analyte at a reportable level.

Environmental Quality Mgt., Inc.

Client Sample ID: FWGCBPmw-006C-0474-GW

GC/MS Semivolatiles

Lot-Sample #...: A7G110101-003 **Work Order #...:** J2LKQ1AC **Matrix.....:** WG
Date Sampled...: 07/10/07 12:35 **Date Received..:** 07/11/07
Prep Date.....: 07/11/07 **Analysis Date..:** 07/24/07
Prep Batch #...: 7192095
Dilution Factor: 1 **Initial Wgt/Vol:** 1030 mL **Final Wgt/Vol..:** 2 mL
Method.....: SW846 8270C

PARAMETER	RESULT	REPORTING LIMIT	UNITS	MDL
Benzoic acid	ND	10	ug/L	4.4
Benzyl alcohol	ND	5.0	ug/L	0.49
Phenol	ND	1.0	ug/L	0.96
bis(2-Chloroethyl)-ether	ND	1.0	ug/L	0.088
2-Chlorophenol	ND	1.0	ug/L	0.039
1,3-Dichlorobenzene	ND	1.0	ug/L	0.53
1,4-Dichlorobenzene	ND	1.0	ug/L	0.52
1,2-Dichlorobenzene	ND	1.0	ug/L	0.59
2-Methylphenol	ND	1.0	ug/L	0.56
2,2'-oxybis(1-Chloro-propane)	ND	1.0	ug/L	0.52
4-Methylphenol	ND	1.0	ug/L	0.64
N-Nitrosodi-n-propyl-amine	ND	1.0	ug/L	0.53
Hexachloroethane	ND	1.0	ug/L	0.58
Nitrobenzene	ND	1.0	ug/L	0.053
Isophorone	ND	1.0	ug/L	0.50
2-Nitrophenol	ND	2.0	ug/L	1.3
2,4-Dimethylphenol	ND	2.0	ug/L	0.56
bis(2-Chloroethoxy) methane	ND	1.0	ug/L	0.49
2,4-Dichlorophenol	ND	2.0	ug/L	1.1
1,2,4-Trichloro-benzene	ND	1.0	ug/L	0.59
Naphthalene	ND	0.20	ug/L	0.069
4-Chloroaniline	ND	2.0	ug/L	0.56
Hexachlorobutadiene	ND	1.0	ug/L	0.51
4-Chloro-3-methylphenol	ND	2.0	ug/L	0.41
2-Methylnaphthalene	ND	0.20	ug/L	0.061
Hexachlorocyclopenta-diene	ND	10	ug/L	0.74
2,4,6-Trichloro-phenol	ND	5.0	ug/L	1.4
2,4,5-Trichloro-phenol	ND	5.0	ug/L	0.96
2-Chloronaphthalene	ND	1.0	ug/L	0.62
2-Nitroaniline	ND	2.0	ug/L	0.43

(Continued on next page)

Environmental Quality Mgt., Inc.

Client Sample ID: FWGCBPmw-006C-0474-GW

GC/MS Semivolatiles

Lot-Sample #...: A7G110101-003 **Work Order #...:** J2LKQ1AC **Matrix.....:** WG

PARAMETER	RESULT	REPORTING LIMIT	UNITS	MDL
Dimethyl phthalate	ND	1.0	ug/L	0.44
Acenaphthylene	ND	0.20	ug/L	0.054
2,6-Dinitrotoluene	ND	5.0	ug/L	0.47
3-Nitroaniline	ND	2.0	ug/L	0.67
Acenaphthene	ND	0.20	ug/L	0.054
2,4-Dinitrophenol	ND	5.0	ug/L	3.5
4-Nitrophenol	ND	5.0	ug/L	0.63
Dibenzofuran	ND	1.0	ug/L	0.54
2,4-Dinitrotoluene	ND	5.0	ug/L	0.40
Diethyl phthalate	ND	1.0	ug/L	0.63
4-Chlorophenyl phenyl ether	ND	2.0	ug/L	0.55
Fluorene	ND	0.20	ug/L	0.043
4-Nitroaniline	ND	2.0	ug/L	0.47
4,6-Dinitro-2-methylphenol	ND	5.0	ug/L	0.27
N-Nitrosodiphenylamine	ND	1.0	ug/L	0.46
4-Bromophenyl phenyl ether	ND	2.0	ug/L	0.52
Hexachlorobenzene	ND	0.20	ug/L	0.065
Pentachlorophenol	ND	5.0	ug/L	0.48
Phenanthrene	ND	0.20	ug/L	0.087
Anthracene	ND	0.20	ug/L	0.054
Carbazole	ND	1.0	ug/L	0.54
Di-n-butyl phthalate	ND	1.0	ug/L	0.61
Fluoranthene	ND	0.20	ug/L	0.036
Pyrene	ND	0.20	ug/L	0.048
Butyl benzyl phthalate	ND	1.0	ug/L	0.51
3,3'-Dichlorobenzidine	ND	5.0	ug/L	0.48
Benzo(a)anthracene	ND	0.20	ug/L	0.052
Chrysene	ND	0.20	ug/L	0.048
bis(2-Ethylhexyl) phthalate	**2.5 J,B**	**10**	**ug/L**	**0.88**
Di-n-octyl phthalate	ND	1.0	ug/L	0.39
Benzo(b)fluoranthene	ND	0.20	ug/L	0.049
Benzo(k)fluoranthene	ND	0.20	ug/L	0.049
Benzo(a)pyrene	ND	0.20	ug/L	0.048
Indeno(1,2,3-cd)pyrene	ND	0.20	ug/L	0.065
Dibenz(a,h)anthracene	ND	0.20	ug/L	0.039
Benzo(ghi)perylene	ND	0.20	ug/L	0.053

(Continued on next page)

Environmental Quality Mgt., Inc.

Client Sample ID: FWGCBPmw-006C-0474-GW

GC/MS Semivolatiles

Lot-Sample #...: A7G110101-003 Work Order #...: J2LKQ1AC Matrix.....: WG

SURROGATE	PERCENT RECOVERY	RECOVERY LIMITS
Nitrobenzene-d5	70	(32 - 112)
2-Fluorobiphenyl	71	(30 - 110)
Terphenyl-d14	93	(51 - 135)
Phenol-d5	64	(10 - 117)
2-Fluorophenol	31	(19 - 108)
2,4,6-Tribromophenol	85	(42 - 124)

NOTE(S):

J Estimated result. Result is less than RL.

B Method blank contamination. The associated method blank contains the target analyte at a reportable level.

Environmental Quality Mgt., Inc.

Client Sample ID: FWGCBPmw-006C-0474-GW

GC/MS Semivolatiles

Lot-Sample #...: A7G110101-003 **Work Order #...:** J2LKQ2AC **Matrix.....:** WG
Date Sampled...: 07/10/07 12:35 **Date Received..:** 07/11/07
Prep Date.....: 07/24/07 **Analysis Date..:** 07/30/07
Prep Batch #...: 7205263
Dilution Factor: 1 **Initial Wgt/Vol:** 990 mL **Final Wgt/Vol..:** 2 mL
Method.....: SW846 8270C

PARAMETER	RESULT	REPORTING LIMIT	UNITS	MDL
Benzoic acid	ND	10	ug/L	4.4
Benzyl alcohol	ND	5.0	ug/L	0.49
Phenol	ND	1.0	ug/L	0.96
bis(2-Chloroethyl)-ether	ND	1.0	ug/L	0.088
2-Chlorophenol	ND	1.0	ug/L	0.039
1,3-Dichlorobenzene	ND	1.0	ug/L	0.53
1,4-Dichlorobenzene	ND	1.0	ug/L	0.52
1,2-Dichlorobenzene	ND	1.0	ug/L	0.59
2-Methylphenol	ND	1.0	ug/L	0.56
2,2'-oxybis(1-Chloro-propane)	ND	1.0	ug/L	0.52
4-Methylphenol	ND	1.0	ug/L	0.64
N-Nitrosodi-n-propyl-amine	ND	1.0	ug/L	0.53
Hexachloroethane	ND	1.0	ug/L	0.58
Nitrobenzene	ND	1.0	ug/L	0.053
Isophorone	ND	1.0	ug/L	0.50
2-Nitrophenol	ND	2.0	ug/L	1.3
2,4-Dimethylphenol	ND	2.0	ug/L	0.56
bis(2-Chloroethoxy) methane	ND	1.0	ug/L	0.49
2,4-Dichlorophenol	ND	2.0	ug/L	1.1
1,2,4-Trichloro-benzene	ND	1.0	ug/L	0.59
Naphthalene	ND	0.20	ug/L	0.069
4-Chloroaniline	ND	2.0	ug/L	0.56
Hexachlorobutadiene	ND	1.0	ug/L	0.51
4-Chloro-3-methylphenol	ND	2.0	ug/L	0.41
2-Methylnaphthalene	ND	0.20	ug/L	0.061
Hexachlorocyclopenta-diene	ND	10	ug/L	0.74
2,4,6-Trichloro-phenol	ND	5.0	ug/L	1.4
2,4,5-Trichloro-phenol	ND	5.0	ug/L	0.96
2-Chloronaphthalene	ND	1.0	ug/L	0.62
2-Nitroaniline	ND	2.0	ug/L	0.43

(Continued on next page)

Environmental Quality Mgt., Inc.

Client Sample ID: FWGCBPmw-006C-0474-GW

GC/MS Semivolatiles

Lot-Sample #...: A7G110101-003 **Work Order #...:** J2LKQ2AC **Matrix.....:** WG

PARAMETER	RESULT	REPORTING LIMIT	UNITS	MDL
Dimethyl phthalate	ND	1.0	ug/L	0.44
Acenaphthylene	ND	0.20	ug/L	0.054
2,6-Dinitrotoluene	ND	5.0	ug/L	0.47
3-Nitroaniline	ND	2.0	ug/L	0.67
Acenaphthene	ND	0.20	ug/L	0.054
2,4-Dinitrophenol	ND	5.0	ug/L	3.5
4-Nitrophenol	ND	5.0	ug/L	0.63
Dibenzofuran	ND	1.0	ug/L	0.54
2,4-Dinitrotoluene	ND	5.0	ug/L	0.40
Diethyl phthalate	ND	1.0	ug/L	0.63
4-Chlorophenyl phenyl ether	ND	2.0	ug/L	0.55
Fluorene	ND	0.20	ug/L	0.043
4-Nitroaniline	ND	2.0	ug/L	0.47
4,6-Dinitro-2-methylphenol	ND	5.0	ug/L	0.27
N-Nitrosodiphenylamine	ND	1.0	ug/L	0.46
4-Bromophenyl phenyl ether	ND	2.0	ug/L	0.52
Hexachlorobenzene	ND	0.20	ug/L	0.065
Pentachlorophenol	ND	5.0	ug/L	0.48
Phenanthrene	ND	0.20	ug/L	0.087
Anthracene	ND	0.20	ug/L	0.054
Carbazole	ND	1.0	ug/L	0.54
Di-n-butyl phthalate	ND	1.0	ug/L	0.61
Fluoranthene	ND	0.20	ug/L	0.036
Pyrene	ND	0.20	ug/L	0.048
Butyl benzyl phthalate	ND	1.0	ug/L	0.51
3,3'-Dichlorobenzidine	ND	5.0	ug/L	0.48
Benzo(a)anthracene	ND	0.20	ug/L	0.052
Chrysene	ND	0.20	ug/L	0.048
bis(2-Ethylhexyl) phthalate	ND	10	ug/L	0.88
Di-n-octyl phthalate	ND	1.0	ug/L	0.39
Benzo(b)fluoranthene	ND	0.20	ug/L	0.049
Benzo(k)fluoranthene	ND	0.20	ug/L	0.049
Benzo(a)pyrene	ND	0.20	ug/L	0.048
Indeno(1,2,3-cd)pyrene	ND	0.20	ug/L	0.065
Dibenz(a,h)anthracene	ND	0.20	ug/L	0.039
Benzo(ghi)perylene	ND	0.20	ug/L	0.053

(Continued on next page)

Environmental Quality Mgt., Inc.

Client Sample ID: FWGCBPmw-006C-0474-GW

GC/MS Semivolatiles

Lot-Sample #...: A7G110101-003 **Work Order #...:** J2LKQ2AC **Matrix.....:** WG

SURROGATE	PERCENT RECOVERY	RECOVERY LIMITS
Nitrobenzene-d5	65	(32 - 112)
2-Fluorobiphenyl	68	(30 - 110)
Terphenyl-d14	84	(51 - 135)
Phenol-d5	66	(10 - 117)
2-Fluorophenol	43	(19 - 108)
2,4,6-Tribromophenol	80	(42 - 124)

Environmental Quality Mgt., Inc.

Client Sample ID: FWGEQUIPRinse2-0502-GW

GC/MS Semivolatiles

Lot-Sample #...: A7G110101-005 **Work Order #...:** J2LKT1AC **Matrix.....:** WQ
Date Sampled...: 07/10/07 11:10 **Date Received..:** 07/11/07
Prep Date.....: 07/11/07 **Analysis Date..:** 07/30/07
Prep Batch #...: 7192095
Dilution Factor: 1 **Initial Wgt/Vol:** 1030 mL **Final Wgt/Vol..:** 2 mL
Method.....: SW846 8270C

PARAMETER	RESULT	REPORTING LIMIT	UNITS	MDL
Benzoic acid	ND	10	ug/L	4.4
Benzyl alcohol	**1.5 J**	**5.0**	**ug/L**	**0.49**
Phenol	ND	1.0	ug/L	0.96
bis(2-Chloroethyl)-ether	ND	1.0	ug/L	0.088
2-Chlorophenol	ND	1.0	ug/L	0.039
1,3-Dichlorobenzene	ND	1.0	ug/L	0.53
1,4-Dichlorobenzene	ND	1.0	ug/L	0.52
1,2-Dichlorobenzene	ND	1.0	ug/L	0.59
2-Methylphenol	ND	1.0	ug/L	0.56
2,2'-oxybis(1-Chloro-propane)	ND	1.0	ug/L	0.52
4-Methylphenol	ND	1.0	ug/L	0.64
N-Nitrosodi-n-propyl-amine	ND	1.0	ug/L	0.53
Hexachloroethane	ND	1.0	ug/L	0.58
Nitrobenzene	ND	1.0	ug/L	0.053
Isophorone	ND	1.0	ug/L	0.50
2-Nitrophenol	ND	2.0	ug/L	1.3
2,4-Dimethylphenol	ND	2.0	ug/L	0.56
bis(2-Chloroethoxy) methane	ND	1.0	ug/L	0.49
2,4-Dichlorophenol	ND	2.0	ug/L	1.1
1,2,4-Trichloro-benzene	ND	1.0	ug/L	0.59
Naphthalene	**0.46**	**0.20**	**ug/L**	**0.069**
4-Chloroaniline	ND	2.0	ug/L	0.56
Hexachlorobutadiene	ND	1.0	ug/L	0.51
4-Chloro-3-methylphenol	ND	2.0	ug/L	0.41
2-Methylnaphthalene	**0.35**	**0.20**	**ug/L**	**0.061**
Hexachlorocyclopenta-diene	ND	10	ug/L	0.74
2,4,6-Trichloro-phenol	ND	5.0	ug/L	1.4
2,4,5-Trichloro-phenol	ND	5.0	ug/L	0.96
2-Chloronaphthalene	ND	1.0	ug/L	0.62
2-Nitroaniline	ND	2.0	ug/L	0.43

(Continued on next page)

Environmental Quality Mgt., Inc.

Client Sample ID: FWGEQUIPRinse2-0502-GW

GC/MS Semivolatiles

Lot-Sample #...: A7G110101-005 **Work Order #...:** J2LKT1AC **Matrix.....:** WQ

PARAMETER	RESULT	REPORTING LIMIT	UNITS	MDL
Dimethyl phthalate	**1.0**	**1.0**	**ug/L**	**0.44**
Acenaphthylene	ND	0.20	ug/L	0.054
2,6-Dinitrotoluene	ND	5.0	ug/L	0.47
3-Nitroaniline	ND	2.0	ug/L	0.67
Acenaphthene	ND	0.20	ug/L	0.054
2,4-Dinitrophenol	ND	5.0	ug/L	3.5
4-Nitrophenol	ND	5.0	ug/L	0.63
Dibenzofuran	ND	1.0	ug/L	0.54
2,4-Dinitrotoluene	ND	5.0	ug/L	0.40
Diethyl phthalate	**2.8**	**1.0**	**ug/L**	**0.63**
4-Chlorophenyl phenyl ether	ND	2.0	ug/L	0.55
Fluorene	ND	0.20	ug/L	0.043
4-Nitroaniline	ND	2.0	ug/L	0.47
4,6-Dinitro-2-methylphenol	ND	5.0	ug/L	0.27
N-Nitrosodiphenylamine	ND	1.0	ug/L	0.46
4-Bromophenyl phenyl ether	ND	2.0	ug/L	0.52
Hexachlorobenzene	ND	0.20	ug/L	0.065
Pentachlorophenol	ND	5.0	ug/L	0.48
Phenanthrene	ND	0.20	ug/L	0.087
Anthracene	ND	0.20	ug/L	0.054
Carbazole	ND	1.0	ug/L	0.54
Di-n-butyl phthalate	**0.73 J**	**1.0**	**ug/L**	**0.61**
Fluoranthene	ND	0.20	ug/L	0.036
Pyrene	ND	0.20	ug/L	0.048
Butyl benzyl phthalate	ND	1.0	ug/L	0.51
3,3'-Dichlorobenzidine	ND	5.0	ug/L	0.48
Benzo(a)anthracene	ND	0.20	ug/L	0.052
Chrysene	ND	0.20	ug/L	0.048
bis(2-Ethylhexyl) phthalate	**3.9 J,B**	**10**	**ug/L**	**0.88**
Di-n-octyl phthalate	ND	1.0	ug/L	0.39
Benzo(b)fluoranthene	ND	0.20	ug/L	0.049
Benzo(k)fluoranthene	ND	0.20	ug/L	0.049
Benzo(a)pyrene	ND	0.20	ug/L	0.048
Indeno(1,2,3-cd)pyrene	ND	0.20	ug/L	0.065
Dibenz(a,h)anthracene	ND	0.20	ug/L	0.039
Benzo(ghi)perylene	ND	0.20	ug/L	0.053

(Continued on next page)

Environmental Quality Mgt., Inc.

Client Sample ID: FWGEQUIPRinse2-0502-GW

GC/MS Semivolatiles

Lot-Sample #...: A7G110101-005 **Work Order #...:** J2LKT1AC **Matrix.....:** WQ

SURROGATE	PERCENT RECOVERY	RECOVERY LIMITS
Nitrobenzene-d5	79	(32 - 112)
2-Fluorobiphenyl	74	(30 - 110)
Terphenyl-d14	97	(51 - 135)
Phenol-d5	73	(10 - 117)
2-Fluorophenol	55	(19 - 108)
2,4,6-Tribromophenol	90	(42 - 124)

NOTE(S):

J Estimated result. Result is less than RL.

B Method blank contamination. The associated method blank contains the target analyte at a reportable level.

Environmental Quality Mgt., Inc.

Client Sample ID: FWGEQUIPRinse2-0502-GW

GC/MS Semivolatiles

Lot-Sample #...: A7G110101-005 **Work Order #...:** J2LKT2AC **Matrix.....:** WQ
Date Sampled...: 07/10/07 11:10 **Date Received..:** 07/11/07
Prep Date.....: 07/24/07 **Analysis Date..:** 07/30/07
Prep Batch #...: 7205263
Dilution Factor: 1 **Initial Wgt/Vol:** 1020 mL **Final Wgt/Vol..:** 2 mL
Method.....: SW846 8270C

PARAMETER	RESULT	REPORTING LIMIT	UNITS	MDL
Benzoic acid	ND	10	ug/L	4.4
Benzyl alcohol	**1.2 J**	**5.0**	**ug/L**	**0.49**
Phenol	ND	1.0	ug/L	0.96
bis(2-Chloroethyl)-ether	ND	1.0	ug/L	0.088
2-Chlorophenol	ND	1.0	ug/L	0.039
1,3-Dichlorobenzene	ND	1.0	ug/L	0.53
1,4-Dichlorobenzene	ND	1.0	ug/L	0.52
1,2-Dichlorobenzene	ND	1.0	ug/L	0.59
2-Methylphenol	ND	1.0	ug/L	0.56
2,2'-oxybis(1-Chloro-propane)	ND	1.0	ug/L	0.52
4-Methylphenol	ND	1.0	ug/L	0.64
N-Nitrosodi-n-propyl-amine	ND	1.0	ug/L	0.53
Hexachloroethane	ND	1.0	ug/L	0.58
Nitrobenzene	ND	1.0	ug/L	0.053
Isophorone	ND	1.0	ug/L	0.50
2-Nitrophenol	ND	2.0	ug/L	1.3
2,4-Dimethylphenol	ND	2.0	ug/L	0.56
bis(2-Chloroethoxy) methane	ND	1.0	ug/L	0.49
2,4-Dichlorophenol	ND	2.0	ug/L	1.1
1,2,4-Trichloro-benzene	ND	1.0	ug/L	0.59
Naphthalene	**0.44**	**0.20**	**ug/L**	**0.069**
4-Chloroaniline	ND	2.0	ug/L	0.56
Hexachlorobutadiene	ND	1.0	ug/L	0.51
4-Chloro-3-methylphenol	ND	2.0	ug/L	0.41
2-Methylnaphthalene,	**0.29**	**0.20**	**ug/L**	**0.061**
Hexachlorocyclopenta-diene	ND	10	ug/L	0.74
2,4,6-Trichloro-phenol	ND	5.0	ug/L	1.4
2,4,5-Trichloro-phenol	ND	5.0	ug/L	0.96
2-Chloronaphthalene	ND	1.0	ug/L	0.62
2-Nitroaniline	ND	2.0	ug/L	0.43

(Continued on next page)

Environmental Quality Mgt., Inc.

Client Sample ID: FWGEQUIPRinse2-0502-GW

GC/MS Semivolatiles

Lot-Sample #...: A7G110101-005 **Work Order #...:** J2LKT2AC **Matrix.....:** WQ

PARAMETER	RESULT	REPORTING LIMIT	UNITS	MDL
Dimethyl phthalate	**0.84 J**	**1.0**	**ug/L**	**0.44**
Acenaphthylene	ND	0.20	ug/L	0.054
2,6-Dinitrotoluene	ND	5.0	ug/L	0.47
3-Nitroaniline	ND	2.0	ug/L	0.67
Acenaphthene	ND	0.20	ug/L	0.054
2,4-Dinitrophenol	ND	5.0	ug/L	3.5
4-Nitrophenol	ND	5.0	ug/L	0.63
Dibenzofuran	ND	1.0	ug/L	0.54
2,4-Dinitrotoluene	ND	5.0	ug/L	0.40
Diethyl phthalate	**2.4**	**1.0**	**ug/L**	**0.63**
4-Chlorophenyl phenyl ether	ND	2.0	ug/L	0.55
Fluorene	ND	0.20	ug/L	0.043
4-Nitroaniline	ND	2.0	ug/L	0.47
4,6-Dinitro-2-methylphenol	ND	5.0	ug/L	0.27
N-Nitrosodiphenylamine	ND	1.0	ug/L	0.46
4-Bromophenyl phenyl ether	ND	2.0	ug/L	0.52
Hexachlorobenzene	ND	0.20	ug/L	0.065
Pentachlorophenol	ND	5.0	ug/L	0.48
Phenanthrene	ND	0.20	ug/L	0.087
Anthracene	ND	0.20	ug/L	0.054
Carbazole	ND	1.0	ug/L	0.54
Di-n-butyl phthalate	**0.69 J**	**1.0**	**ug/L**	**0.61**
Fluoranthene	ND	0.20	ug/L	0.036
Pyrene	ND	0.20	ug/L	0.048
Butyl benzyl phthalate	ND	1.0	ug/L	0.51
3,3'-Dichlorobenzidine	ND	5.0	ug/L	0.48
Benzo(a)anthracene	ND	0.20	ug/L	0.052
Chrysene	ND	0.20	ug/L	0.048
bis(2-Ethylhexyl) phthalate	**1.1 J,B**	**10**	**ug/L**	**0.88**
Di-n-octyl phthalate	ND	1.0	ug/L	0.39
Benzo(b)fluoranthene	ND	0.20	ug/L	0.049
Benzo(k)fluoranthene	ND	0.20	ug/L	0.049
Benzo(a)pyrene	ND	0.20	ug/L	0.048
Indeno(1,2,3-cd)pyrene	ND	0.20	ug/L	0.065
Dibenz(a,h)anthracene	ND	0.20	ug/L	0.039
Benzo(ghi)perylene	ND	0.20	ug/L	0.053

(Continued on next page)

Environmental Quality Mgt., Inc.

Client Sample ID: FWGEQUIPRinse2-0502-GW

GC/MS Semivolatiles

Lot-Sample #...: A7G110101-005 **Work Order #...:** J2LKT2AC **Matrix.....:** WQ

SURROGATE	PERCENT RECOVERY	RECOVERY LIMITS
Nitrobenzene-d5	62	(32 - 112)
2-Fluorobiphenyl	62	(30 - 110)
Terphenyl-d14	90	(51 - 135)
Phenol-d5	60	(10 - 117)
2-Fluorophenol	41	(19 - 108)
2,4,6-Tribromophenol	73	(42 - 124)

NOTE(S):

J Estimated result. Result is less than RL.

B Method blank contamination. The associated method blank contains the target analyte at a reportable level.

Environmental Quality Mgt., Inc.

Client Sample ID: FWGBKGmw-012C-0465-GW

GC/MS Semivolatiles

Lot-Sample #...: A7G110101-006 **Work Order #...:** J2LKV1AC **Matrix.....:** WG
Date Sampled...: 07/10/07 14:25 **Date Received..:** 07/11/07
Prep Date.....: 07/11/07 **Analysis Date..:** 07/24/07
Prep Batch #...: 7192095
Dilution Factor: 1 **Initial Wgt/Vol:** 1030 mL **Final Wgt/Vol..:** 2 mL
Method.....: SW846 8270C

PARAMETER	RESULT	REPORTING LIMIT	UNITS	MDL
Benzoic acid	ND	10	ug/L	4.4
Benzyl alcohol	ND	5.0	ug/L	0.49
Phenol	ND	1.0	ug/L	0.96
bis(2-Chloroethyl)-ether	ND	1.0	ug/L	0.088
2-Chlorophenol	ND	1.0	ug/L	0.039
1,3-Dichlorobenzene	ND	1.0	ug/L	0.53
1,4-Dichlorobenzene	ND	1.0	ug/L	0.52
1,2-Dichlorobenzene	ND	1.0	ug/L	0.59
2-Methylphenol	ND	1.0	ug/L	0.56
2,2'-oxybis(1-Chloro-propane)	ND	1.0	ug/L	0.52
4-Methylphenol	ND	1.0	ug/L	0.64
N-Nitrosodi-n-propyl-amine	ND	1.0	ug/L	0.53
Hexachloroethane	ND	1.0	ug/L	0.58
Nitrobenzene	ND	1.0	ug/L	0.053
Isophorone	ND	1.0	ug/L	0.50
2-Nitrophenol	ND	2.0	ug/L	1.3
2,4-Dimethylphenol	ND	2.0	ug/L	0.56
bis(2-Chloroethoxy) methane	ND	1.0	ug/L	0.49
2,4-Dichlorophenol	ND	2.0	ug/L	1.1
1,2,4-Trichloro-benzene	ND	1.0	ug/L	0.59
Naphthalene	ND	0.20	ug/L	0.069
4-Chloroaniline	ND	2.0	ug/L	0.56
Hexachlorobutadiene	ND	1.0	ug/L	0.51
4-Chloro-3-methylphenol	ND	2.0	ug/L	0.41
2-Methylnaphthalene	ND	0.20	ug/L	0.061
Hexachlorocyclopenta-diene	ND	10	ug/L	0.74
2,4,6-Trichloro-phenol	ND	5.0	ug/L	1.4
2,4,5-Trichloro-phenol	ND	5.0	ug/L	0.96
2-Chloronaphthalene	ND	1.0	ug/L	0.62
2-Nitroaniline	ND	2.0	ug/L	0.43

(Continued on next page)

Environmental Quality Mgt., Inc.

Client Sample ID: FWGBKGmw-012C-0465-GW

GC/MS Semivolatiles

Lot-Sample #...: A7G110101-006 Work Order #...: J2LKV1AC Matrix.....: WG

PARAMETER	RESULT	REPORTING LIMIT	UNITS	MDL
Dimethyl phthalate	ND	1.0	ug/L	0.44
Acenaphthylene	ND	0.20	ug/L	0.054
2,6-Dinitrotoluene	ND	5.0	ug/L	0.47
3-Nitroaniline	ND	2.0	ug/L	0.67
Acenaphthene	ND	0.20	ug/L	0.054
2,4-Dinitrophenol	ND	5.0	ug/L	3.5
4-Nitrophenol	ND	5.0	ug/L	0.63
Dibenzofuran	ND	1.0	ug/L	0.54
2,4-Dinitrotoluene	ND	5.0	ug/L	0.40
Diethyl phthalate	ND	1.0	ug/L	0.63
4-Chlorophenyl phenyl ether	ND	2.0	ug/L	0.55
Fluorene	ND	0.20	ug/L	0.043
4-Nitroaniline	ND	2.0	ug/L	0.47
4,6-Dinitro-2-methylphenol	ND	5.0	ug/L	0.27
N-Nitrosodiphenylamine	ND	1.0	ug/L	0.46
4-Bromophenyl phenyl ether	ND	2.0	ug/L	0.52
Hexachlorobenzene	ND	0.20	ug/L	0.065
Pentachlorophenol	ND	5.0	ug/L	0.48
Phenanthrene	ND	0.20	ug/L	0.087
Anthracene	ND	0.20	ug/L	0.054
Carbazole	ND	1.0	ug/L	0.54
Di-n-butyl phthalate	ND	1.0	ug/L	0.61
Fluoranthene	ND	0.20	ug/L	0.036
Pyrene	ND	0.20	ug/L	0.048
Butyl benzyl phthalate	ND	1.0	ug/L	0.51
3,3'-Dichlorobenzidine	ND	5.0	ug/L	0.48
Benzo(a)anthracene	ND	0.20	ug/L	0.052
Chrysene	ND	0.20	ug/L	0.048
bis(2-Ethylhexyl) phthalate	**2.4 J,B**	**10**	**ug/L**	**0.88**
Di-n-octyl phthalate	ND	1.0	ug/L	0.39
Benzo(b)fluoranthene	ND	0.20	ug/L	0.049
Benzo(k)fluoranthene	ND	0.20	ug/L	0.049
Benzo(a)pyrene	ND	0.20	ug/L	0.048
Indeno(1,2,3-cd)pyrene	ND	0.20	ug/L	0.065
Dibenz(a,h)anthracene	ND	0.20	ug/L	0.039
Benzo(ghi)perylene	ND	0.20	ug/L	0.053

(Continued on next page)

Environmental Quality Mgt., Inc.

Client Sample ID: FWGBKGmw-012C-0465-GW

GC/MS Semivolatiles

Lot-Sample #...: A7G110101-006 Work Order #...: J2LKV1AC Matrix.....: WG

SURROGATE	PERCENT RECOVERY	RECOVERY LIMITS
Nitrobenzene-d5	72	(32 - 112)
2-Fluorobiphenyl	71	(30 - 110)
Terphenyl-d14	74	(51 - 135)
Phenol-d5	72	(10 - 117)
2-Fluorophenol	52	(19 - 108)
2,4,6-Tribromophenol	87	(42 - 124)

NOTE(S):

J Estimated result. Result is less than RL.

B Method blank contamination. The associated method blank contains the target analyte at a reportable level.

Environmental Quality Mgt., Inc.

Client Sample ID: FWGBKGmw-012C-0465-GW

GC/MS Semivolatiles

Lot-Sample #...:	A7G110101-006	**Work Order #...:**	J2LKV2AC	**Matrix.....:**	WG
Date Sampled...:	07/10/07 14:25	**Date Received..:**	07/11/07		
Prep Date.....:	07/24/07	**Analysis Date..:**	07/30/07		
Prep Batch #...:	7205263				
Dilution Factor:	1	**Initial Wgt/Vol:**	1050 mL	**Final Wgt/Vol..:**	2 mL
		Method.....:	SW846 8270C		

PARAMETER	RESULT	REPORTING LIMIT	UNITS	MDL
Benzoic acid	ND	10	ug/L	4.4
Benzyl alcohol	ND	5.0	ug/L	0.49
Phenol	ND	1.0	ug/L	0.96
bis(2-Chloroethyl)-ether	ND	1.0	ug/L	0.088
2-Chlorophenol	ND	1.0	ug/L	0.039
1,3-Dichlorobenzene	ND	1.0	ug/L	0.53
1,4-Dichlorobenzene	ND	1.0	ug/L	0.52
1,2-Dichlorobenzene	ND	1.0	ug/L	0.59
2-Methylphenol	ND	1.0	ug/L	0.56
2,2'-oxybis(1-Chloro-propane)	ND	1.0	ug/L	0.52
4-Methylphenol	ND	1.0	ug/L	0.64
N-Nitrosodi-n-propyl-amine	ND	1.0	ug/L	0.53
Hexachloroethane	ND	1.0	ug/L	0.58
Nitrobenzene	ND	1.0	ug/L	0.053
Isophorone	ND	1.0	ug/L	0.50
2-Nitrophenol	ND	2.0	ug/L	1.3
2,4-Dimethylphenol	ND	2.0	ug/L	0.56
bis(2-Chloroethoxy) methane	ND	1.0	ug/L	0.49
2,4-Dichlorophenol	ND	2.0	ug/L	1.1
1,2,4-Trichloro-benzene	ND	1.0	ug/L	0.59
Naphthalene	ND	0.20	ug/L	0.069
4-Chloroaniline	ND	2.0	ug/L	0.56
Hexachlorobutadiene	ND	1.0	ug/L	0.51
4-Chloro-3-methylphenol	ND	2.0	ug/L	0.41
2-Methylnaphthalene	ND	0.20	ug/L	0.061
Hexachlorocyclopenta-diene	ND	10	ug/L	0.74
2,4,6-Trichloro-phenol	ND	5.0	ug/L	1.4
2,4,5-Trichloro-phenol	ND	5.0	ug/L	0.96
2-Chloronaphthalene	ND	1.0	ug/L	0.62
2-Nitroaniline	ND	2.0	ug/L	0.43

(Continued on next page)

Environmental Quality Mgt., Inc.

Client Sample ID: FWGBKGmw-012C-0465-GW

GC/MS Semivolatiles

Lot-Sample #...: A7G110101-006 **Work Order #...:** J2LKV2AC **Matrix.....:** WG

PARAMETER	RESULT	REPORTING LIMIT	UNITS	MDL
Dimethyl phthalate	ND	1.0	ug/L	0.44
Acenaphthylene	ND	0.20	ug/L	0.054
2,6-Dinitrotoluene	ND	5.0	ug/L	0.47
3-Nitroaniline	ND	2.0	ug/L	0.67
Acenaphthene	ND	0.20	ug/L	0.054
2,4-Dinitrophenol	ND	5.0	ug/L	3.5
4-Nitrophenol	ND	5.0	ug/L	0.63
Dibenzofuran	ND	1.0	ug/L	0.54
2,4-Dinitrotoluene	ND	5.0	ug/L	0.40
Diethyl phthalate	ND	1.0	ug/L	0.63
4-Chlorophenyl phenyl ether	ND	2.0	ug/L	0.55
Fluorene	ND	0.20	ug/L	0.043
4-Nitroaniline	ND	2.0	ug/L	0.47
4,6-Dinitro-2-methylphenol	ND	5.0	ug/L	0.27
N-Nitrosodiphenylamine	ND	1.0	ug/L	0.46
4-Bromophenyl phenyl ether	ND	2.0	ug/L	0.52
Hexachlorobenzene	ND	0.20	ug/L	0.065
Pentachlorophenol	ND	5.0	ug/L	0.48
Phenanthrene	ND	0.20	ug/L	0.087
Anthracene	ND	0.20	ug/L	0.054
Carbazole	ND	1.0	ug/L	0.54
Di-n-butyl phthalate	ND	1.0	ug/L	0.61
Fluoranthene	ND	0.20	ug/L	0.036
Pyrene	ND	0.20	ug/L	0.048
Butyl benzyl phthalate	ND	1.0	ug/L	0.51
3,3'-Dichlorobenzidine	ND	5.0	ug/L	0.48
Benzo(a)anthracene	ND	0.20	ug/L	0.052
Chrysene	ND	0.20	ug/L	0.048
bis(2-Ethylhexyl) phthalate	**4.0 J,B**	**10**	**ug/L**	**0.88**
Di-n-octyl phthalate	ND	1.0	ug/L	0.39
Benzo(b)fluoranthene	ND	0.20	ug/L	0.049
Benzo(k)fluoranthene	ND	0.20	ug/L	0.049
Benzo(a)pyrene	ND	0.20	ug/L	0.048
Indeno(1,2,3-cd)pyrene	ND	0.20	ug/L	0.065
Dibenz(a,h)anthracene	ND	0.20	ug/L	0.039
Benzo(ghi)perylene	ND	0.20	ug/L	0.053

(Continued on next page)

Environmental Quality Mgt., Inc.

Client Sample ID: FWGBKGmw-012C-0465-GW

GC/MS Semivolatiles

Lot-Sample #...: A7G110101-006 Work Order #...: J2LKV2AC Matrix.....: WG

SURROGATE	PERCENT RECOVERY	RECOVERY LIMITS
Nitrobenzene-d5	60	(32 - 112)
2-Fluorobiphenyl	62	(30 - 110)
Terphenyl-d14	79	(51 - 135)
Phenol-d5	65	(10 - 117)
2-Fluorophenol	42	(19 - 108)
2,4,6-Tribromophenol	81	(42 - 124)

NOTE(S):

J Estimated result. Result is less than RL.

B Method blank contamination. The associated method blank contains the target analyte at a reportable level.

Environmental Quality Mgt., Inc.

Client Sample ID: FWGLL1mw-080C-0485-GW

GC/MS Semivolatiles

Lot-Sample #...: A7G110101-009 **Work Order #...:** J2LK01AC **Matrix.....:** WG
Date Sampled...: 07/09/07 18:40 **Date Received..:** 07/11/07
Prep Date.....: 07/11/07 **Analysis Date..:** 07/24/07
Prep Batch #...: 7192095
Dilution Factor: 1 **Initial Wgt/Vol:** 1000 mL **Final Wgt/Vol..:** 2 mL
Method.....: SW846 8270C

PARAMETER	RESULT	REPORTING LIMIT	UNITS	MDL
Benzoic acid	ND	10	ug/L	4.4
Benzyl alcohol	ND	5.0	ug/L	0.49
Phenol	ND	1.0	ug/L	0.96
bis(2-Chloroethyl)-ether	ND	1.0	ug/L	0.088
2-Chlorophenol	ND	1.0	ug/L	0.039
1,3-Dichlorobenzene	ND	1.0	ug/L	0.53
1,4-Dichlorobenzene	ND	1.0	ug/L	0.52
1,2-Dichlorobenzene	ND	1.0	ug/L	0.59
2-Methylphenol	ND	1.0	ug/L	0.56
2,2'-oxybis(1-Chloro-propane)	ND	1.0	ug/L	0.52
4-Methylphenol	ND	1.0	ug/L	0.64
N-Nitrosodi-n-propyl-amine	ND	1.0	ug/L	0.53
Hexachloroethane	ND	1.0	ug/L	0.58
Nitrobenzene	ND	1.0	ug/L	0.053
Isophorone	ND	1.0	ug/L	0.50
2-Nitrophenol	ND	2.0	ug/L	1.3
2,4-Dimethylphenol	ND	2.0	ug/L	0.56
bis(2-Chloroethoxy) methane	ND	1.0	ug/L	0.49
2,4-Dichlorophenol	ND	2.0	ug/L	1.1
1,2,4-Trichloro-benzene	ND	1.0	ug/L	0.59
Naphthalene	ND	0.20	ug/L	0.069
4-Chloroaniline	ND	2.0	ug/L	0.56
Hexachlorobutadiene	ND	1.0	ug/L	0.51
4-Chloro-3-methylphenol	ND	2.0	ug/L	0.41
2-Methylnaphthalene	ND	0.20	ug/L	0.061
Hexachlorocyclopenta-diene	ND	10	ug/L	0.74
2,4,6-Trichloro-phenol	ND	5.0	ug/L	1.4
2,4,5-Trichloro-phenol	ND	5.0	ug/L	0.96
2-Chloronaphthalene	ND	1.0	ug/L	0.62
2-Nitroaniline	ND	2.0	ug/L	0.43

(Continued on next page)

Environmental Quality Mgt., Inc.

Client Sample ID: FWGLL1mw-080C-0485-GW

GC/MS Semivolatiles

Lot-Sample #...: A7G110101-009 **Work Order #...:** J2LK01AC **Matrix.....:** WG

PARAMETER	RESULT	REPORTING LIMIT	UNITS	MDL
Dimethyl phthalate	ND	1.0	ug/L	0.44
Acenaphthylene	ND	0.20	ug/L	0.054
2,6-Dinitrotoluene	ND	5.0	ug/L	0.47
3-Nitroaniline	ND	2.0	ug/L	0.67
Acenaphthene	ND	0.20	ug/L	0.054
2,4-Dinitrophenol	ND	5.0	ug/L	3.5
4-Nitrophenol	ND	5.0	ug/L	0.63
Dibenzofuran	ND	1.0	ug/L	0.54
2,4-Dinitrotoluene	ND	5.0	ug/L	0.40
Diethyl phthalate	ND	1.0	ug/L	0.63
4-Chlorophenyl phenyl ether	ND	2.0	ug/L	0.55
Fluorene	ND	0.20	ug/L	0.043
4-Nitroaniline	ND	2.0	ug/L	0.47
4,6-Dinitro-2-methylphenol	ND	5.0	ug/L	0.27
N-Nitrosodiphenylamine	ND	1.0	ug/L	0.46
4-Bromophenyl phenyl ether	ND	2.0	ug/L	0.52
Hexachlorobenzene	ND	0.20	ug/L	0.065
Pentachlorophenol	ND	5.0	ug/L	0.48
Phenanthrene	ND	0.20	ug/L	0.087
Anthracene	ND	0.20	ug/L	0.054
Carbazole	ND	1.0	ug/L	0.54
Di-n-butyl phthalate	ND	1.0	ug/L	0.61
Fluoranthene	ND	0.20	ug/L	0.036
Pyrene	ND	0.20	ug/L	0.048
Butyl benzyl phthalate	ND	1.0	ug/L	0.51
3,3'-Dichlorobenzidine	ND	5.0	ug/L	0.48
Benzo(a)anthracene	ND	0.20	ug/L	0.052
Chrysene	ND	0.20	ug/L	0.048
bis(2-Ethylhexyl) phthalate	**3.0 J,B**	**10**	**ug/L**	**0.88**
Di-n-octyl phthalate	ND	1.0	ug/L	0.39
Benzo(b)fluoranthene	ND	0.20	ug/L	0.049
Benzo(k)fluoranthene	ND	0.20	ug/L	0.049
Benzo(a)pyrene	ND	0.20	ug/L	0.048
Indeno(1,2,3-cd)pyrene	ND	0.20	ug/L	0.065
Dibenz(a,h)anthracene	ND	0.20	ug/L	0.039
Benzo(ghi)perylene	ND	0.20	ug/L	0.053

(Continued on next page)

Environmental Quality Mgt., Inc.

Client Sample ID: FWGLL1mw-080C-0485-GW

GC/MS Semivolatiles

Lot-Sample #...: A7G110101-009 **Work Order #...:** J2LK01AC **Matrix.....:** WG

SURROGATE	PERCENT RECOVERY	RECOVERY LIMITS
Nitrobenzene-d5	74	(32 - 112)
2-Fluorobiphenyl	70	(30 - 110)
Terphenyl-d14	96	(51 - 135)
Phenol-d5	73	(10 - 117)
2-Fluorophenol	57	(19 - 108)
2,4,6-Tribromophenol	87	(42 - 124)

NOTE(S):

J Estimated result. Result is less than RL.

B Method blank contamination. The associated method blank contains the target analyte at a reportable level.

Environmental Quality Mgt., Inc.

Client Sample ID: FWGLL1mw-080C-0485-GW

GC/MS Semivolatiles

Lot-Sample #...: A7G110101-009 **Work Order #...:** J2LK02AC **Matrix.....:** WG
Date Sampled...: 07/09/07 18:40 **Date Received..:** 07/11/07
Prep Date.....: 07/24/07 **Analysis Date..:** 07/30/07
Prep Batch #...: 7205263
Dilution Factor: 1 **Initial Wgt/Vol:** 1000 mL **Final Wgt/Vol..:** 2 mL
Method.....: SW846 8270C

PARAMETER	RESULT	REPORTING LIMIT	UNITS	MDL
Benzoic acid	ND	10	ug/L	4.4
Benzyl alcohol	ND	5.0	ug/L	0.49
Phenol	ND	1.0	ug/L	0.96
bis(2-Chloroethyl)-ether	ND	1.0	ug/L	0.088
2-Chlorophenol	ND	1.0	ug/L	0.039
1,3-Dichlorobenzene	ND	1.0	ug/L	0.53
1,4-Dichlorobenzene	ND	1.0	ug/L	0.52
1,2-Dichlorobenzene	ND	1.0	ug/L	0.59
2-Methylphenol	ND	1.0	ug/L	0.56
2,2'-oxybis(1-Chloro-propane)	ND	1.0	ug/L	0.52
4-Methylphenol	ND	1.0	ug/L	0.64
N-Nitrosodi-n-propyl-amine	ND	1.0	ug/L	0.53
Hexachloroethane	ND	1.0	ug/L	0.58
Nitrobenzene	ND	1.0	ug/L	0.053
Isophorone	ND	1.0	ug/L	0.50
2-Nitrophenol	ND	2.0	ug/L	1.3
2,4-Dimethylphenol	ND	2.0	ug/L	0.56
bis(2-Chloroethoxy) methane	ND	1.0	ug/L	0.49
2,4-Dichlorophenol	ND	2.0	ug/L	1.1
1,2,4-Trichloro-benzene	ND	1.0	ug/L	0.59
Naphthalene	ND	0.20	ug/L	0.069
4-Chloroaniline	ND	2.0	ug/L	0.56
Hexachlorobutadiene	ND	1.0	ug/L	0.51
4-Chloro-3-methylphenol	ND	2.0	ug/L	0.41
2-Methylnaphthalene	ND	0.20	ug/L	0.061
Hexachlorocyclopenta-diene	ND	10	ug/L	0.74
2,4,6-Trichloro-phenol	ND	5.0	ug/L	1.4
2,4,5-Trichloro-phenol	ND	5.0	ug/L	0.96
2-Chloronaphthalene	ND	1.0	ug/L	0.62
2-Nitroaniline	ND	2.0	ug/L	0.43

(Continued on next page)

Environmental Quality Mgt., Inc.

Client Sample ID: FWGLL1mw-080C-0485-GW

GC/MS Semivolatiles

Lot-Sample #...: A7G110101-009 **Work Order #...:** J2LK02AC **Matrix.....:** WG

PARAMETER	RESULT	REPORTING LIMIT	UNITS	MDL
Dimethyl phthalate	ND	1.0	ug/L	0.44
Acenaphthylene	ND	0.20	ug/L	0.054
2,6-Dinitrotoluene	ND	5.0	ug/L	0.47
3-Nitroaniline	ND	2.0	ug/L	0.67
Acenaphthene	ND	0.20	ug/L	0.054
2,4-Dinitrophenol	ND	5.0	ug/L	3.5
4-Nitrophenol	ND	5.0	ug/L	0.63
Dibenzofuran	ND	1.0	ug/L	0.54
2,4-Dinitrotoluene	ND	5.0	ug/L	0.40
Diethyl phthalate	ND	1.0	ug/L	0.63
4-Chlorophenyl phenyl ether	ND	2.0	ug/L	0.55
Fluorene	ND	0.20	ug/L	0.043
4-Nitroaniline	ND	2.0	ug/L	0.47
4,6-Dinitro-2-methylphenol	ND	5.0	ug/L	0.27
N-Nitrosodiphenylamine	ND	1.0	ug/L	0.46
4-Bromophenyl phenyl ether	ND	2.0	ug/L	0.52
Hexachlorobenzene	ND	0.20	ug/L	0.065
Pentachlorophenol	ND	5.0	ug/L	0.48
Phenanthrene	ND	0.20	ug/L	0.087
Anthracene	ND	0.20	ug/L	0.054
Carbazole	ND	1.0	ug/L	0.54
Di-n-butyl phthalate	ND	1.0	ug/L	0.61
Fluoranthene	ND	0.20	ug/L	0.036
Pyrene	ND	0.20	ug/L	0.048
Butyl benzyl phthalate	ND	1.0	ug/L	0.51
3,3'-Dichlorobenzidine	ND	5.0	ug/L	0.48
Benzo(a)anthracene	ND	0.20	ug/L	0.052
Chrysene	ND	0.20	ug/L	0.048
bis(2-Ethylhexyl) phthalate	**1.5 J,B**	**10**	**ug/L**	**0.88**
Di-n-octyl phthalate	ND	1.0	ug/L	0.39
Benzo(b)fluoranthene	ND	0.20	ug/L	0.049
Benzo(k)fluoranthene	ND	0.20	ug/L	0.049
Benzo(a)pyrene	ND	0.20	ug/L	0.048
Indeno(1,2,3-cd)pyrene	ND	0.20	ug/L	0.065
Dibenz(a,h)anthracene	ND	0.20	ug/L	0.039
Benzo(ghi)perylene	ND	0.20	ug/L	0.053

(Continued on next page)

Environmental Quality Mgt., Inc.

Client Sample ID: FWGLL1mw-080C-0485-GW

GC/MS Semivolatiles

Lot-Sample #...: A7G110101-009 Work Order #...: J2LK02AC Matrix.....: WG

SURROGATE	PERCENT RECOVERY	RECOVERY LIMITS
Nitrobenzene-d5	64	(32 - 112)
2-Fluorobiphenyl	69	(30 - 110)
Terphenyl-d14	96	(51 - 135)
Phenol-d5	65	(10 - 117)
2-Fluorophenol	25	(19 - 108)
2,4,6-Tribromophenol	83	(42 - 124)

NOTE(S):

J Estimated result. Result is less than RL.

B Method blank contamination. The associated method blank contains the target analyte at a reportable level.

Environmental Quality Mgt., Inc.

Client Sample ID: FWGLL12mw-183C-0482-GW

GC/MS Semivolatiles

Lot-Sample #...: A7G110101-012 **Work Order #...:** J2LK41AE **Matrix.....:** WG
Date Sampled...: 07/10/07 09:15 **Date Received..:** 07/11/07
Prep Date.....: 07/11/07 **Analysis Date..:** 07/30/07
Prep Batch #...: 7192095
Dilution Factor: 1 **Initial Wgt/Vol:** 970 mL **Final Wgt/Vol..:** 2 mL
Method.....: SW846 8270C

PARAMETER	RESULT	REPORTING LIMIT	UNITS	MDL
Benzoic acid	ND	10	ug/L	4.4
Benzyl alcohol	ND	5.0	ug/L	0.49
Phenol	ND	1.0	ug/L	0.96
bis(2-Chloroethyl)-ether	ND	1.0	ug/L	0.088
2-Chlorophenol	ND	1.0	ug/L	0.039
1,3-Dichlorobenzene	ND	1.0	ug/L	0.53
1,4-Dichlorobenzene	ND	1.0	ug/L	0.52
1,2-Dichlorobenzene	ND	1.0	ug/L	0.59
2-Methylphenol	ND	1.0	ug/L	0.56
2,2'-oxybis(1-Chloro-propane)	ND	1.0	ug/L	0.52
4-Methylphenol	ND	1.0	ug/L	0.64
N-Nitrosodi-n-propyl-amine	ND	1.0	ug/L	0.53
Hexachloroethane	ND	1.0	ug/L	0.58
Nitrobenzene	ND	1.0	ug/L	0.053
Isophorone	ND	1.0	ug/L	0.50
2-Nitrophenol	ND	2.0	ug/L	1.3
2,4-Dimethylphenol	ND	2.0	ug/L	0.56
bis(2-Chloroethoxy) methane	ND	1.0	ug/L	0.49
2,4-Dichlorophenol	ND	2.0	ug/L	1.1
1,2,4-Trichloro-benzene	ND	1.0	ug/L	0.59
Naphthalene	ND	0.20	ug/L	0.069
4-Chloroaniline	ND	2.0	ug/L	0.56
Hexachlorobutadiene	ND	1.0	ug/L	0.51
4-Chloro-3-methylphenol	ND	2.0	ug/L	0.41
2-Methylnaphthalene	ND	0.20	ug/L	0.061
Hexachlorocyclopenta-diene	ND	10	ug/L	0.74
2,4,6-Trichloro-phenol	ND	5.0	ug/L	1.4
2,4,5-Trichloro-phenol	ND	5.0	ug/L	0.96
2-Chloronaphthalene	ND	1.0	ug/L	0.62
2-Nitroaniline	ND	2.0	ug/L	0.43

(Continued on next page)

Environmental Quality Mgt., Inc.

Client Sample ID: FWGLL12mw-183C-0482-GW

GC/MS Semivolatiles

Lot-Sample #...: A7G110101-012 Work Order #...: J2LK41AE Matrix.....: WG

PARAMETER	RESULT	REPORTING LIMIT	UNITS	MDL
Dimethyl phthalate	ND	1.0	ug/L	0.44
Acenaphthylene	ND	0.20	ug/L	0.054
2,6-Dinitrotoluene	ND	5.0	ug/L	0.47
3-Nitroaniline	ND	2.0	ug/L	0.67
Acenaphthene	ND	0.20	ug/L	0.054
2,4-Dinitrophenol	ND	5.0	ug/L	3.5
4-Nitrophenol	ND	5.0	ug/L	0.63
Dibenzofuran	ND	1.0	ug/L	0.54
2,4-Dinitrotoluene	ND	5.0	ug/L	0.40
Diethyl phthalate	ND	1.0	ug/L	0.63
4-Chlorophenyl phenyl ether	ND	2.0	ug/L	0.55
Fluorene	ND	0.20	ug/L	0.043
4-Nitroaniline	ND	2.0	ug/L	0.47
4,6-Dinitro-2-methylphenol	ND	5.0	ug/L	0.27
N-Nitrosodiphenylamine	ND	1.0	ug/L	0.46
4-Bromophenyl phenyl ether	ND	2.0	ug/L	0.52
Hexachlorobenzene	ND	0.20	ug/L	0.065
Pentachlorophenol	ND	5.0	ug/L	0.48
Phenanthrene	ND	0.20	ug/L	0.087
Anthracene	ND	0.20	ug/L	0.054
Carbazole	ND	1.0	ug/L	0.54
Di-n-butyl phthalate	ND	1.0	ug/L	0.61
Fluoranthene	ND	0.20	ug/L	0.036
Pyrene	ND	0.20	ug/L	0.048
Butyl benzyl phthalate	ND	1.0	ug/L	0.51
3,3'-Dichlorobenzidine	ND	5.0	ug/L	0.48
Benzo(a)anthracene	ND	0.20	ug/L	0.052
Chrysene	ND	0.20	ug/L	0.048
bis(2-Ethylhexyl) phthalate	**2.1 J,B**	**10**	**ug/L**	**0.88**
Di-n-octyl phthalate	ND	1.0	ug/L	0.39
Benzo(b)fluoranthene	ND	0.20	ug/L	0.049
Benzo(k)fluoranthene	ND	0.20	ug/L	0.049
Benzo(a)pyrene	ND	0.20	ug/L	0.048
Indeno(1,2,3-cd)pyrene	ND	0.20	ug/L	0.065
Dibenz(a,h)anthracene	ND	0.20	ug/L	0.039
Benzo(ghi)perylene	ND	0.20	ug/L	0.053

(Continued on next page)

Environmental Quality Mgt., Inc.

Client Sample ID: FWGLL12mw-183C-0482-GW

GC/MS Semivolatiles

Lot-Sample #...: A7G110101-012 Work Order #...: J2LK41AE Matrix.....: WG

SURROGATE	PERCENT RECOVERY	RECOVERY LIMITS
Nitrobenzene-d5	75	(32 - 112)
2-Fluorobiphenyl	70	(30 - 110)
Terphenyl-d14	96	(51 - 135)
Phenol-d5	67	(10 - 117)
2-Fluorophenol	39	(19 - 108)
2,4,6-Tribromophenol	85	(42 - 124)

NOTE(S):

J Estimated result. Result is less than RL.

B Method blank contamination. The associated method blank contains the target analyte at a reportable level.

Environmental Quality Mgt., Inc.

Client Sample ID: FWGLL12mw-183C-0482-GW

GC/MS Semivolatiles

Lot-Sample #...: A7G110101-012 **Work Order #...:** J2LK42AE **Matrix.....:** WG
Date Sampled...: 07/10/07 09:15 **Date Received..:** 07/11/07
Prep Date.....: 07/24/07 **Analysis Date..:** 07/30/07
Prep Batch #...: 7205263
Dilution Factor: 1 **Initial Wgt/Vol:** 930 mL **Final Wgt/Vol..:** 2 mL
Method.....: SW846 8270C

PARAMETER	RESULT	REPORTING LIMIT	UNITS	MDL
Benzoic acid	ND	10	ug/L	4.4
Benzyl alcohol	ND	5.0	ug/L	0.49
Phenol	ND	1.0	ug/L	0.96
bis(2-Chloroethyl)-ether	ND	1.0	ug/L	0.088
2-Chlorophenol	ND	1.0	ug/L	0.039
1,3-Dichlorobenzene	ND	1.0	ug/L	0.53
1,4-Dichlorobenzene	ND	1.0	ug/L	0.52
1,2-Dichlorobenzene	ND	1.0	ug/L	0.59
2-Methylphenol	ND	1.0	ug/L	0.56
2,2'-oxybis(1-Chloro-propane)	ND	1.0	ug/L	0.52
4-Methylphenol	ND	1.0	ug/L	0.64
N-Nitrosodi-n-propyl-amine	ND	1.0	ug/L	0.53
Hexachloroethane	ND	1.0	ug/L	0.58
Nitrobenzene	ND	1.0	ug/L	0.053
Isophorone	ND	1.0	ug/L	0.50
2-Nitrophenol	ND	2.0	ug/L	1.3
2,4-Dimethylphenol	ND	2.0	ug/L	0.56
bis(2-Chloroethoxy) methane	ND	1.0	ug/L	0.49
2,4-Dichlorophenol	ND	2.0	ug/L	1.1
1,2,4-Trichloro-benzene	ND	1.0	ug/L	0.59
Naphthalene	ND	0.20	ug/L	0.069
4-Chloroaniline	ND	2.0	ug/L	0.56
Hexachlorobutadiene	ND	1.0	ug/L	0.51
4-Chloro-3-methylphenol	ND	2.0	ug/L	0.41
2-Methylnaphthalene	ND	0.20	ug/L	0.061
Hexachlorocyclopenta-diene	ND	10	ug/L	0.74
2,4,6-Trichloro-phenol	ND	5.0	ug/L	1.4
2,4,5-Trichloro-phenol	ND	5.0	ug/L	0.96
2-Chloronaphthalene	ND	1.0	ug/L	0.62
2-Nitroaniline	ND	2.0	ug/L	0.43

(Continued on next page)

Environmental Quality Mgt., Inc.

Client Sample ID: FWGLL12mw-183C-0482-GW

GC/MS Semivolatiles

Lot-Sample #...: A7G110101-012 Work Order #...: J2LK42AE Matrix.....: WG

PARAMETER	RESULT	REPORTING LIMIT	UNITS	MDL
Dimethyl phthalate	ND	1.0	ug/L	0.44
Acenaphthylene	ND	0.20	ug/L	0.054
2,6-Dinitrotoluene	ND	5.0	ug/L	0.47
3-Nitroaniline	ND	2.0	ug/L	0.67
Acenaphthene	ND	0.20	ug/L	0.054
2,4-Dinitrophenol	ND	5.0	ug/L	3.5
4-Nitrophenol	ND	5.0	ug/L	0.63
Dibenzofuran	ND	1.0	ug/L	0.54
2,4-Dinitrotoluene	ND	5.0	ug/L	0.40
Diethyl phthalate	ND	1.0	ug/L	0.63
4-Chlorophenyl phenyl ether	ND	2.0	ug/L	0.55
Fluorene	ND	0.20	ug/L	0.043
4-Nitroaniline	ND	2.0	ug/L	0.47
4,6-Dinitro-2-methylphenol	ND	5.0	ug/L	0.27
N-Nitrosodiphenylamine	ND	1.0	ug/L	0.46
4-Bromophenyl phenyl ether	ND	2.0	ug/L	0.52
Hexachlorobenzene	ND	0.20	ug/L	0.065
Pentachlorophenol	ND	5.0	ug/L	0.48
Phenanthrene	ND	0.20	ug/L	0.087
Anthracene	ND	0.20	ug/L	0.054
Carbazole	ND	1.0	ug/L	0.54
Di-n-butyl phthalate	ND	1.0	ug/L	0.61
Fluoranthene	ND	0.20	ug/L	0.036
Pyrene	ND	0.20	ug/L	0.048
Butyl benzyl phthalate	ND	1.0	ug/L	0.51
3,3'-Dichlorobenzidine	ND	5.0	ug/L	0.48
Benzo(a)anthracene	ND	0.20	ug/L	0.052
Chrysene	ND	0.20	ug/L	0.048
bis(2-Ethylhexyl) phthalate	**1.2 J,B**	**10**	**ug/L**	**0.88**
Di-n-octyl phthalate	ND	1.0	ug/L	0.39
Benzo(b)fluoranthene	ND	0.20	ug/L	0.049
Benzo(k)fluoranthene	ND	0.20	ug/L	0.049
Benzo(a)pyrene	ND	0.20	ug/L	0.048
Indeno(1,2,3-cd)pyrene	ND	0.20	ug/L	0.065
Dibenz(a,h)anthracene	ND	0.20	ug/L	0.039
Benzo(ghi)perylene	ND	0.20	ug/L	0.053

(Continued on next page)

Environmental Quality Mgt., Inc.

Client Sample ID: FWGLL12mw-183C-0482-GW

GC/MS Semivolatiles

Lot-Sample #...: A7G110101-012 **Work Order #...:** J2LK42AE **Matrix.....:** WG

SURROGATE	PERCENT RECOVERY	RECOVERY LIMITS
Nitrobenzene-d5	60	(32 - 112)
2-Fluorobiphenyl	60	(30 - 110)
Terphenyl-d14	92	(51 - 135)
Phenol-d5	61	(10 - 117)
2-Fluorophenol	39	(19 - 108)
2,4,6-Tribromophenol	74	(42 - 124)

NOTE(S):

J Estimated result. Result is less than RL.

B Method blank contamination. The associated method blank contains the target analyte at a reportable level.

Environmental Quality Mgt., Inc.

Client Sample ID: FWGLL12mw-186C-0483-GW

GC/MS Semivolatiles

Lot-Sample #...: A7G110101-014 **Work Order #...:** J2LK81AE **Matrix.....:** WG
Date Sampled...: 07/10/07 12:15 **Date Received..:** 07/11/07
Prep Date.....: 07/11/07 **Analysis Date..:** 07/24/07
Prep Batch #...: 7192095
Dilution Factor: 1 **Initial Wgt/Vol:** 910 mL **Final Wgt/Vol..:** 2 mL
Method.....: SW846 8270C

PARAMETER	RESULT	REPORTING LIMIT	UNITS	MDL
Benzoic acid	ND	10	ug/L	4.4
Benzyl alcohol	ND	5.0	ug/L	0.49
Phenol	ND	1.0	ug/L	0.96
bis(2-Chloroethyl)-ether	ND	1.0	ug/L	0.088
2-Chlorophenol	ND	1.0	ug/L	0.039
1,3-Dichlorobenzene	ND	1.0	ug/L	0.53
1,4-Dichlorobenzene	ND	1.0	ug/L	0.52
1,2-Dichlorobenzene	ND	1.0	ug/L	0.59
2-Methylphenol	ND	1.0	ug/L	0.56
2,2'-oxybis(1-Chloro-propane)	ND	1.0	ug/L	0.52
4-Methylphenol	ND	1.0	ug/L	0.64
N-Nitrosodi-n-propyl-amine	ND	1.0	ug/L	0.53
Hexachloroethane	ND	1.0	ug/L	0.58
Nitrobenzene	ND	1.0	ug/L	0.053
Isophorone	ND	1.0	ug/L	0.50
2-Nitrophenol	ND	2.0	ug/L	1.3
2,4-Dimethylphenol	ND	2.0	ug/L	0.56
bis(2-Chloroethoxy) methane	ND	1.0	ug/L	0.49
2,4-Dichlorophenol	ND	2.0	ug/L	1.1
1,2,4-Trichloro-benzene	ND	1.0	ug/L	0.59
Naphthalene	ND	0.20	ug/L	0.069
4-Chloroaniline	ND	2.0	ug/L	0.56
Hexachlorobutadiene	ND	1.0	ug/L	0.51
4-Chloro-3-methylphenol	ND	2.0	ug/L	0.41
2-Methylnaphthalene	ND	0.20	ug/L	0.061
Hexachlorocyclopenta-diene	ND	10	ug/L	0.74
2,4,6-Trichloro-phenol	ND	5.0	ug/L	1.4
2,4,5-Trichloro-phenol	ND	5.0	ug/L	0.96
2-Chloronaphthalene	ND	1.0	ug/L	0.62
2-Nitroaniline	ND	2.0	ug/L	0.43

(Continued on next page)

Environmental Quality Mgt., Inc.

Client Sample ID: FWGLL12mw-186C-0483-GW

GC/MS Semivolatiles

Lot-Sample #...: A7G110101-014 Work Order #...: J2LK81AE Matrix.....: WG

PARAMETER	RESULT	REPORTING LIMIT	UNITS	MDL
Dimethyl phthalate	ND	1.0	ug/L	0.44
Acenaphthylene	ND	0.20	ug/L	0.054
2,6-Dinitrotoluene	ND	5.0	ug/L	0.47
3-Nitroaniline	ND	2.0	ug/L	0.67
Acenaphthene	ND	0.20	ug/L	0.054
2,4-Dinitrophenol	ND	5.0	ug/L	3.5
4-Nitrophenol	ND	5.0	ug/L	0.63
Dibenzofuran	ND	1.0	ug/L	0.54
2,4-Dinitrotoluene	ND	5.0	ug/L	0.40
Diethyl phthalate	ND	1.0	ug/L	0.63
4-Chlorophenyl phenyl ether	ND	2.0	ug/L	0.55
Fluorene	ND	0.20	ug/L	0.043
4-Nitroaniline	ND	2.0	ug/L	0.47
4,6-Dinitro-2-methylphenol	ND	5.0	ug/L	0.27
N-Nitrosodiphenylamine	ND	1.0	ug/L	0.46
4-Bromophenyl phenyl ether	ND	2.0	ug/L	0.52
Hexachlorobenzene	ND	0.20	ug/L	0.065
Pentachlorophenol	ND	5.0	ug/L	0.48
Phenanthrene	ND	0.20	ug/L	0.087
Anthracene	ND	0.20	ug/L	0.054
Carbazole	ND	1.0	ug/L	0.54
Di-n-butyl phthalate	ND	1.0	ug/L	0.61
Fluoranthene	ND	0.20	ug/L	0.036
Pyrene	ND	0.20	ug/L	0.048
Butyl benzyl phthalate	ND	1.0	ug/L	0.51
3,3'-Dichlorobenzidine	ND	5.0	ug/L	0.48
Benzo(a)anthracene	ND	0.20	ug/L	0.052
Chrysene	ND	0.20	ug/L	0.048
bis(2-Ethylhexyl) phthalate	**0.97 J,B**	**10**	**ug/L**	**0.88**
Di-n-octyl phthalate	ND	1.0	ug/L	0.39
Benzo(b)fluoranthene	ND	0.20	ug/L	0.049
Benzo(k)fluoranthene	ND	0.20	ug/L	0.049
Benzo(a)pyrene	ND	0.20	ug/L	0.048
Indeno(1,2,3-cd)pyrene	ND	0.20	ug/L	0.065
Dibenz(a,h)anthracene	ND	0.20	ug/L	0.039
Benzo(ghi)perylene	ND	0.20	ug/L	0.053

(Continued on next page)

Environmental Quality Mgt., Inc.

Client Sample ID: FWGLL12mw-186C-0483-GW

GC/MS Semivolatiles

Lot-Sample #...: A7G110101-014 **Work Order #...:** J2LK81AE **Matrix.....:** WG

SURROGATE	PERCENT RECOVERY	RECOVERY LIMITS
Nitrobenzene-d5	68	(32 - 112)
2-Fluorobiphenyl	72	(30 - 110)
Terphenyl-d14	94	(51 - 135)
Phenol-d5	61	(10 - 117)
2-Fluorophenol	28	(19 - 108)
2,4,6-Tribromophenol	96	(42 - 124)

NOTE(S):

J Estimated result. Result is less than RL.

B Method blank contamination. The associated method blank contains the target analyte at a reportable level.

Environmental Quality Mgt., Inc.

Client Sample ID: FWGLL12mw-186C-0483-GW

GC/MS Semivolatiles

Lot-Sample #...: A7G110101-014 **Work Order #...:** J2LK82AE **Matrix.....:** WG
Date Sampled...: 07/10/07 12:15 **Date Received..:** 07/11/07
Prep Date.....: 07/24/07 **Analysis Date..:** 07/30/07
Prep Batch #...: 7205263
Dilution Factor: 1 **Initial Wgt/Vol:** 960 mL **Final Wgt/Vol..:** 2 mL
Method.....: SW846 8270C

PARAMETER	RESULT	REPORTING LIMIT	UNITS	MDL
Benzoic acid	ND	10	ug/L	4.4
Benzyl alcohol	ND	5.0	ug/L	0.49
Phenol	ND	1.0	ug/L	0.96
bis(2-Chloroethyl)-ether	ND	1.0	ug/L	0.088
2-Chlorophenol	ND	1.0	ug/L	0.039
1,3-Dichlorobenzene	ND	1.0	ug/L	0.53
1,4-Dichlorobenzene	ND	1.0	ug/L	0.52
1,2-Dichlorobenzene	ND	1.0	ug/L	0.59
2-Methylphenol	ND	1.0	ug/L	0.56
2,2'-oxybis(1-Chloro-propane)	ND	1.0	ug/L	0.52
4-Methylphenol	ND	1.0	ug/L	0.64
N-Nitrosodi-n-propyl-amine	ND	1.0	ug/L	0.53
Hexachloroethane	ND	1.0	ug/L	0.58
Nitrobenzene	ND	1.0	ug/L	0.053
Isophorone	ND	1.0	ug/L	0.50
2-Nitrophenol	ND	2.0	ug/L	1.3
2,4-Dimethylphenol	ND	2.0	ug/L	0.56
bis(2-Chloroethoxy) methane	ND	1.0	ug/L	0.49
2,4-Dichlorophenol	ND	2.0	ug/L	1.1
1,2,4-Trichloro-benzene	ND	1.0	ug/L	0.59
Naphthalene	ND	0.20	ug/L	0.069
4-Chloroaniline	ND	2.0	ug/L	0.56
Hexachlorobutadiene	ND	1.0	ug/L	0.51
4-Chloro-3-methylphenol	ND	2.0	ug/L	0.41
2-Methylnaphthalene	ND	0.20	ug/L	0.061
Hexachlorocyclopenta-diene	ND	10	ug/L	0.74
2,4,6-Trichloro-phenol	ND	5.0	ug/L	1.4
2,4,5-Trichloro-phenol	ND	5.0	ug/L	0.96
2-Chloronaphthalene	ND	1.0	ug/L	0.62
2-Nitroaniline	ND	2.0	ug/L	0.43

(Continued on next page)

Environmental Quality Mgt., Inc.

Client Sample ID: FWGLL12mw-186C-0483-GW

GC/MS Semivolatiles

Lot-Sample #...: A7G110101-014 Work Order #...: J2LK82AE Matrix.....: WG

PARAMETER	RESULT	REPORTING LIMIT	UNITS	MDL
Dimethyl phthalate	ND	1.0	ug/L	0.44
Acenaphthylene	ND	0.20	ug/L	0.054
2,6-Dinitrotoluene	ND	5.0	ug/L	0.47
3-Nitroaniline	ND	2.0	ug/L	0.67
Acenaphthene	ND	0.20	ug/L	0.054
2,4-Dinitrophenol	ND	5.0	ug/L	3.5
4-Nitrophenol	ND	5.0	ug/L	0.63
Dibenzofuran	ND	1.0	ug/L	0.54
2,4-Dinitrotoluene	ND	5.0	ug/L	0.40
Diethyl phthalate	ND	1.0	ug/L	0.63
4-Chlorophenyl phenyl ether	ND	2.0	ug/L	0.55
Fluorene	ND	0.20	ug/L	0.043
4-Nitroaniline	ND	2.0	ug/L	0.47
4,6-Dinitro-2-methylphenol	ND	5.0	ug/L	0.27
N-Nitrosodiphenylamine	ND	1.0	ug/L	0.46
4-Bromophenyl phenyl ether	ND	2.0	ug/L	0.52
Hexachlorobenzene	ND	0.20	ug/L	0.065
Pentachlorophenol	ND	5.0	ug/L	0.48
Phenanthrene	ND	0.20	ug/L	0.087
Anthracene	ND	0.20	ug/L	0.054
Carbazole	ND	1.0	ug/L	0.54
Di-n-butyl phthalate	ND	1.0	ug/L	0.61
Fluoranthene	ND	0.20	ug/L	0.036
Pyrene	ND	0.20	ug/L	0.048
Butyl benzyl phthalate	ND	1.0	ug/L	0.51
3,3'-Dichlorobenzidine	ND	5.0	ug/L	0.48
Benzo(a)anthracene	ND	0.20	ug/L	0.052
Chrysene	ND	0.20	ug/L	0.048
bis(2-Ethylhexyl) phthalate	**2.4 J,B**	**10**	**ug/L**	**0.88**
Di-n-octyl phthalate	ND	1.0	ug/L	0.39
Benzo(b)fluoranthene	ND	0.20	ug/L	0.049
Benzo(k)fluoranthene	ND	0.20	ug/L	0.049
Benzo(a)pyrene	ND	0.20	ug/L	0.048
Indeno(1,2,3-cd)pyrene	ND	0.20	ug/L	0.065
Dibenz(a,h)anthracene	ND	0.20	ug/L	0.039
Benzo(ghi)perylene	ND	0.20	ug/L	0.053

(Continued on next page)

Environmental Quality Mgt., Inc.

Client Sample ID: FWGLL12mw-186C-0483-GW

GC/MS Semivolatiles

Lot-Sample #...: A7G110101-014 **Work Order #...:** J2LK82AE **Matrix.....:** WG

SURROGATE	PERCENT RECOVERY	RECOVERY LIMITS
Nitrobenzene-d5	59	(32 - 112)
2-Fluorobiphenyl	60	(30 - 110)
Terphenyl-d14	92	(51 - 135)
Phenol-d5	54	(10 - 117)
2-Fluorophenol	25	(19 - 108)
2,4,6-Tribromophenol	75	(42 - 124)

NOTE(S):

J Estimated result. Result is less than RL.

B Method blank contamination. The associated method blank contains the target analyte at a reportable level.

Environmental Quality Mgt., Inc.

Client Sample ID: FWGBKGmw-008C-0463-GW

GC/MS Semivolatiles

Lot-Sample #...: A7G110101-016 **Work Order #...:** J2LLC1AC **Matrix.....:** WG
Date Sampled...: 07/10/07 14:05 **Date Received..:** 07/11/07
Prep Date.....: 07/11/07 **Analysis Date..:** 07/24/07
Prep Batch #...: 7192095
Dilution Factor: 1 **Initial Wgt/Vol:** 900 mL **Final Wgt/Vol..:** 2 mL
Method.....: SW846 8270C

PARAMETER	RESULT	REPORTING LIMIT	UNITS	MDL
Benzoic acid	ND	10	ug/L	4.4
Benzyl alcohol	ND	5.0	ug/L	0.49
Phenol	ND	1.0	ug/L	0.96
bis(2-Chloroethyl)-ether	ND	1.0	ug/L	0.088
2-Chlorophenol	ND	1.0	ug/L	0.039
1,3-Dichlorobenzene	ND	1.0	ug/L	0.53
1,4-Dichlorobenzene	ND	1.0	ug/L	0.52
1,2-Dichlorobenzene	ND	1.0	ug/L	0.59
2-Methylphenol	ND	1.0	ug/L	0.56
2,2'-oxybis(1-Chloro-propane)	ND	1.0	ug/L	0.52
4-Methylphenol	ND	1.0	ug/L	0.64
N-Nitrosodi-n-propyl-amine	ND	1.0	ug/L	0.53
Hexachloroethane	ND	1.0	ug/L	0.58
Nitrobenzene	ND	1.0	ug/L	0.053
Isophorone	ND	1.0	ug/L	0.50
2-Nitrophenol	ND	2.0	ug/L	1.3
2,4-Dimethylphenol	ND	2.0	ug/L	0.56
bis(2-Chloroethoxy) methane	ND	1.0	ug/L	0.49
2,4-Dichlorophenol	ND	2.0	ug/L	1.1
1,2,4-Trichloro-benzene	ND	1.0	ug/L	0.59
Naphthalene	ND	0.20	ug/L	0.069
4-Chloroaniline	ND	2.0	ug/L	0.56
Hexachlorobutadiene	ND	1.0	ug/L	0.51
4-Chloro-3-methylphenol	ND	2.0	ug/L	0.41
2-Methylnaphthalene	ND	0.20	ug/L	0.061
Hexachlorocyclopenta-diene	ND	10	ug/L	0.74
2,4,6-Trichloro-phenol	ND	5.0	ug/L	1.4
2,4,5-Trichloro-phenol	ND	5.0	ug/L	0.96
2-Chloronaphthalene	ND	1.0	ug/L	0.62
2-Nitroaniline	ND	2.0	ug/L	0.43

(Continued on next page)

Environmental Quality Mgt., Inc.

Client Sample ID: FWGBKGmw-008C-0463-GW

GC/MS Semivolatiles

Lot-Sample #...: A7G110101-016 Work Order #...: J2LLC1AC Matrix.....: WG

PARAMETER	RESULT	REPORTING LIMIT	UNITS	MDL
Dimethyl phthalate	ND	1.0	ug/L	0.44
Acenaphthylene	ND	0.20	ug/L	0.054
2,6-Dinitrotoluene	ND	5.0	ug/L	0.47
3-Nitroaniline	ND	2.0	ug/L	0.67
Acenaphthene	ND	0.20	ug/L	0.054
2,4-Dinitrophenol	ND	5.0	ug/L	3.5
4-Nitrophenol	ND	5.0	ug/L	0.63
Dibenzofuran	ND	1.0	ug/L	0.54
2,4-Dinitrotoluene	ND	5.0	ug/L	0.40
Diethyl phthalate	ND	1.0	ug/L	0.63
4-Chlorophenyl phenyl ether	ND	2.0	ug/L	0.55
Fluorene	ND	0.20	ug/L	0.043
4-Nitroaniline	ND	2.0	ug/L	0.47
4,6-Dinitro-2-methylphenol	ND	5.0	ug/L	0.27
N-Nitrosodiphenylamine	ND	1.0	ug/L	0.46
4-Bromophenyl phenyl ether	ND	2.0	ug/L	0.52
Hexachlorobenzene	ND	0.20	ug/L	0.065
Pentachlorophenol	ND	5.0	ug/L	0.48
Phenanthrene	ND	0.20	ug/L	0.087
Anthracene	ND	0.20	ug/L	0.054
Carbazole	ND	1.0	ug/L	0.54
Di-n-butyl phthalate	ND	1.0	ug/L	0.61
Fluoranthene	ND	0.20	ug/L	0.036
Pyrene	ND	0.20	ug/L	0.048
Butyl benzyl phthalate	ND	1.0	ug/L	0.51
3,3'-Dichlorobenzidine	ND	5.0	ug/L	0.48
Benzo(a)anthracene	ND	0.20	ug/L	0.052
Chrysene	ND	0.20	ug/L	0.048
bis(2-Ethylhexyl) phthalate	**3.3 J,B**	**10**	**ug/L**	**0.88**
Di-n-octyl phthalate	ND	1.0	ug/L	0.39
Benzo(b)fluoranthene	ND	0.20	ug/L	0.049
Benzo(k)fluoranthene	ND	0.20	ug/L	0.049
Benzo(a)pyrene	ND	0.20	ug/L	0.048
Indeno(1,2,3-cd)pyrene	ND	0.20	ug/L	0.065
Dibenz(a,h)anthracene	ND	0.20	ug/L	0.039
Benzo(ghi)perylene	ND	0.20	ug/L	0.053

(Continued on next page)

Environmental Quality Mgt., Inc.

Client Sample ID: FWGBKGmw-008C-0463-GW

GC/MS Semivolatiles

Lot-Sample #...: A7G110101-016 **Work Order #...:** J2LLC1AC **Matrix.....:** WG

SURROGATE	PERCENT RECOVERY	RECOVERY LIMITS
Nitrobenzene-d5	75	(32 - 112)
2-Fluorobiphenyl	69	(30 - 110)
Terphenyl-d14	98	(51 - 135)
Phenol-d5	70	(10 - 117)
2-Fluorophenol	49	(19 - 108)
2,4,6-Tribromophenol	81	(42 - 124)

NOTE(S):

J Estimated result. Result is less than RL.

B Method blank contamination. The associated method blank contains the target analyte at a reportable level.

Environmental Quality Mgt., Inc.

Client Sample ID: FWGBKGmw-008C-0463-GW

GC/MS Semivolatiles

Lot-Sample #...: A7G110101-016 **Work Order #...:** J2LLC2AC **Matrix.....:** WG
Date Sampled...: 07/10/07 14:05 **Date Received..:** 07/11/07
Prep Date.....: 07/24/07 **Analysis Date..:** 07/30/07
Prep Batch #...: 7205263
Dilution Factor: 1 **Initial Wgt/Vol:** 900 mL **Final Wgt/Vol..:** 2 mL
Method.....: SW846 8270C

PARAMETER	RESULT	REPORTING LIMIT	UNITS	MDL
Benzoic acid	ND	10	ug/L	4.4
Benzyl alcohol	ND	5.0	ug/L	0.49
Phenol	ND	1.0	ug/L	0.96
bis(2-Chloroethyl)-ether	ND	1.0	ug/L	0.088
2-Chlorophenol	ND	1.0	ug/L	0.039
1,3-Dichlorobenzene	ND	1.0	ug/L	0.53
1,4-Dichlorobenzene	ND	1.0	ug/L	0.52
1,2-Dichlorobenzene	ND	1.0	ug/L	0.59
2-Methylphenol	ND	1.0	ug/L	0.56
2,2'-oxybis(1-Chloro-propane)	ND	1.0	ug/L	0.52
4-Methylphenol	ND	1.0	ug/L	0.64
N-Nitrosodi-n-propyl-amine	ND	1.0	ug/L	0.53
Hexachloroethane	ND	1.0	ug/L	0.58
Nitrobenzene	ND	1.0	ug/L	0.053
Isophorone	ND	1.0	ug/L	0.50
2-Nitrophenol	ND	2.0	ug/L	1.3
2,4-Dimethylphenol	ND	2.0	ug/L	0.56
bis(2-Chloroethoxy) methane	ND	1.0	ug/L	0.49
2,4-Dichlorophenol	ND	2.0	ug/L	1.1
1,2,4-Trichloro-benzene	ND	1.0	ug/L	0.59
Naphthalene	ND	0.20	ug/L	0.069
4-Chloroaniline	ND	2.0	ug/L	0.56
Hexachlorobutadiene	ND	1.0	ug/L	0.51
4-Chloro-3-methylphenol	ND	2.0	ug/L	0.41
2-Methylnaphthalene	ND	0.20	ug/L	0.061
Hexachlorocyclopenta-diene	ND	10	ug/L	0.74
2,4,6-Trichloro-phenol	ND	5.0	ug/L	1.4
2,4,5-Trichloro-phenol	ND	5.0	ug/L	0.96
2-Chloronaphthalene	ND	1.0	ug/L	0.62
2-Nitroaniline	ND	2.0	ug/L	0.43

(Continued on next page)

Environmental Quality Mgt., Inc.

Client Sample ID: FWGBKGmw-008C-0463-GW

GC/MS Semivolatiles

Lot-Sample #...: A7G110101-016 **Work Order #...:** J2LLC2AC **Matrix.....:** WG

PARAMETER	RESULT	REPORTING LIMIT	UNITS	MDL
Dimethyl phthalate	ND	1.0	ug/L	0.44
Acenaphthylene	ND	0.20	ug/L	0.054
2,6-Dinitrotoluene	ND	5.0	ug/L	0.47
3-Nitroaniline	ND	2.0	ug/L	0.67
Acenaphthene	ND	0.20	ug/L	0.054
2,4-Dinitrophenol	ND	5.0	ug/L	3.5
4-Nitrophenol	ND	5.0	ug/L	0.63
Dibenzofuran	ND	1.0	ug/L	0.54
2,4-Dinitrotoluene	ND	5.0	ug/L	0.40
Diethyl phthalate	ND	1.0	ug/L	0.63
4-Chlorophenyl phenyl ether	ND	2.0	ug/L	0.55
Fluorene	ND	0.20	ug/L	0.043
4-Nitroaniline	ND	2.0	ug/L	0.47
4,6-Dinitro-2-methylphenol	ND	5.0	ug/L	0.27
N-Nitrosodiphenylamine	ND	1.0	ug/L	0.46
4-Bromophenyl phenyl ether	ND	2.0	ug/L	0.52
Hexachlorobenzene	ND	0.20	ug/L	0.065
Pentachlorophenol	ND	5.0	ug/L	0.48
Phenanthrene	ND	0.20	ug/L	0.087
Anthracene	ND	0.20	ug/L	0.054
Carbazole	ND	1.0	ug/L	0.54
Di-n-butyl phthalate	ND	1.0	ug/L	0.61
Fluoranthene	ND	0.20	ug/L	0.036
Pyrene	ND	0.20	ug/L	0.048
Butyl benzyl phthalate	ND	1.0	ug/L	0.51
3,3'-Dichlorobenzidine	ND	5.0	ug/L	0.48
Benzo(a)anthracene	ND	0.20	ug/L	0.052
Chrysene	ND	0.20	ug/L	0.048
bis(2-Ethylhexyl) phthalate	**2.1 J,B**	**10**	**ug/L**	**0.88**
Di-n-octyl phthalate	ND	1.0	ug/L	0.39
Benzo(b)fluoranthene	ND	0.20	ug/L	0.049
Benzo(k)fluoranthene	ND	0.20	ug/L	0.049
Benzo(a)pyrene	ND	0.20	ug/L	0.048
Indeno(1,2,3-cd)pyrene	ND	0.20	ug/L	0.065
Dibenz(a,h)anthracene	ND	0.20	ug/L	0.039
Benzo(ghi)perylene	ND	0.20	ug/L	0.053

(Continued on next page)

Environmental Quality Mgt., Inc.

Client Sample ID: FWGBKGmw-008C-0463-GW

GC/MS Semivolatiles

Lot-Sample #...: A7G110101-016 Work Order #...: J2LLC2AC Matrix.....: WG

SURROGATE	PERCENT RECOVERY	RECOVERY LIMITS
Nitrobenzene-d5	54	(32 - 112)
2-Fluorobiphenyl	55	(30 - 110)
Terphenyl-d14	88	(51 - 135)
Phenol-d5	51	(10 - 117)
2-Fluorophenol	26	(19 - 108)
2,4,6-Tribromophenol	65	(42 - 124)

NOTE(S):

J Estimated result. Result is less than RL.

B Method blank contamination. The associated method blank contains the target analyte at a reportable level.

Environmental Quality Mgt., Inc.

Client Sample ID: FWGBKGmw-004C-0460-GW

GC/MS Semivolatiles

Lot-Sample #...: A7G110101-018 **Work Order #...:** J2LLE1AC **Matrix.....:** WG
Date Sampled...: 07/10/07 15:30 **Date Received..:** 07/11/07
Prep Date.....: 07/11/07 **Analysis Date..:** 07/24/07
Prep Batch #...: 7192095
Dilution Factor: 1 **Initial Wgt/Vol:** 900 mL **Final Wgt/Vol..:** 2 mL
Method.....: SW846 8270C

PARAMETER	RESULT	REPORTING LIMIT	UNITS	MDL
Benzoic acid	ND	10	ug/L	4.4
Benzyl alcohol	ND	5.0	ug/L	0.49
Phenol	ND	1.0	ug/L	0.96
bis(2-Chloroethyl)-ether	ND	1.0	ug/L	0.088
2-Chlorophenol	ND	1.0	ug/L	0.039
1,3-Dichlorobenzene	ND	1.0	ug/L	0.53
1,4-Dichlorobenzene	ND	1.0	ug/L	0.52
1,2-Dichlorobenzene	ND	1.0	ug/L	0.59
2-Methylphenol	ND	1.0	ug/L	0.56
2,2'-oxybis(1-Chloro-propane)	ND	1.0	ug/L	0.52
4-Methylphenol	ND	1.0	ug/L	0.64
N-Nitrosodi-n-propyl-amine	ND	1.0	ug/L	0.53
Hexachloroethane	ND	1.0	ug/L	0.58
Nitrobenzene	ND	1.0	ug/L	0.053
Isophorone	ND	1.0	ug/L	0.50
2-Nitrophenol	ND	2.0	ug/L	1.3
2,4-Dimethylphenol	ND	2.0	ug/L	0.56
bis(2-Chloroethoxy) methane	ND	1.0	ug/L	0.49
2,4-Dichlorophenol	ND	2.0	ug/L	1.1
1,2,4-Trichloro-benzene	ND	1.0	ug/L	0.59
Naphthalene	ND	0.20	ug/L	0.069
4-Chloroaniline	ND	2.0	ug/L	0.56
Hexachlorobutadiene	ND	1.0	ug/L	0.51
4-Chloro-3-methylphenol	ND	2.0	ug/L	0.41
2-Methylnaphthalene	ND	0.20	ug/L	0.061
Hexachlorocyclopenta-diene	ND	10	ug/L	0.74
2,4,6-Trichloro-phenol	ND	5.0	ug/L	1.4
2,4,5-Trichloro-phenol	ND	5.0	ug/L	0.96
2-Chloronaphthalene	ND	1.0	ug/L	0.62
2-Nitroaniline	ND	2.0	ug/L	0.43

(Continued on next page)

Environmental Quality Mgt., Inc.

Client Sample ID: FWGBKGmw-004C-0460-GW

GC/MS Semivolatiles

Lot-Sample #...: A7G110101-018 Work Order #...: J2LLE1AC Matrix.....: WG

PARAMETER	RESULT	REPORTING LIMIT	UNITS	MDL
Dimethyl phthalate	ND	1.0	ug/L	0.44
Acenaphthylene	ND	0.20	ug/L	0.054
2,6-Dinitrotoluene	ND	5.0	ug/L	0.47
3-Nitroaniline	ND	2.0	ug/L	0.67
Acenaphthene	ND	0.20	ug/L	0.054
2,4-Dinitrophenol	ND	5.0	ug/L	3.5
4-Nitrophenol	ND	5.0	ug/L	0.63
Dibenzofuran	ND	1.0	ug/L	0.54
2,4-Dinitrotoluene	ND	5.0	ug/L	0.40
Diethyl phthalate	ND	1.0	ug/L	0.63
4-Chlorophenyl phenyl ether	ND	2.0	ug/L	0.55
Fluorene	ND	0.20	ug/L	0.043
4-Nitroaniline	ND	2.0	ug/L	0.47
4,6-Dinitro-2-methylphenol	ND	5.0	ug/L	0.27
N-Nitrosodiphenylamine	ND	1.0	ug/L	0.46
4-Bromophenyl phenyl ether	ND	2.0	ug/L	0.52
Hexachlorobenzene	ND	0.20	ug/L	0.065
Pentachlorophenol	ND	5.0	ug/L	0.48
Phenanthrene	ND	0.20	ug/L	0.087
Anthracene	ND	0.20	ug/L	0.054
Carbazole	ND	1.0	ug/L	0.54
Di-n-butyl phthalate	ND	1.0	ug/L	0.61
Fluoranthene	ND	0.20	ug/L	0.036
Pyrene	ND	0.20	ug/L	0.048
Butyl benzyl phthalate	ND	1.0	ug/L	0.51
3,3'-Dichlorobenzidine	ND	5.0	ug/L	0.48
Benzo(a)anthracene	ND	0.20	ug/L	0.052
Chrysene	ND	0.20	ug/L	0.048
bis(2-Ethylhexyl) phthalate	ND	10	ug/L	0.88
Di-n-octyl phthalate	ND	1.0	ug/L	0.39
Benzo(b)fluoranthene	ND	0.20	ug/L	0.049
Benzo(k)fluoranthene	ND	0.20	ug/L	0.049
Benzo(a)pyrene	ND	0.20	ug/L	0.048
Indeno(1,2,3-cd)pyrene	ND	0.20	ug/L	0.065
Dibenz(a,h)anthracene	ND	0.20	ug/L	0.039
Benzo(ghi)perylene	ND	0.20	ug/L	0.053

(Continued on next page)

Environmental Quality Mgt., Inc.

Client Sample ID: FWGBKGmw-004C-0460-GW

GC/MS Semivolatiles

Lot-Sample #...: A7G110101-018 **Work Order #...:** J2LLE1AC **Matrix.....:** WG

SURROGATE	PERCENT RECOVERY	RECOVERY LIMITS
Nitrobenzene-d5	71	(32 - 112)
2-Fluorobiphenyl	66	(30 - 110)
Terphenyl-d14	92	(51 - 135)
Phenol-d5	62	(10 - 117)
2-Fluorophenol	34	(19 - 108)
2,4,6-Tribromophenol	75	(42 - 124)

Environmental Quality Mgt., Inc.

Client Sample ID: FWGBKGmw-004C-0460-GW

GC/MS Semivolatiles

Lot-Sample #...: A7G110101-018 **Work Order #...:** J2LLE2AC **Matrix.....:** WG
Date Sampled...: 07/10/07 15:30 **Date Received..:** 07/11/07
Prep Date.....: 07/24/07 **Analysis Date..:** 07/30/07
Prep Batch #...: 7205263
Dilution Factor: 1 **Initial Wgt/Vol:** 980 mL **Final Wgt/Vol..:** 2 mL
Method.....: SW846 8270C

PARAMETER	RESULT	REPORTING LIMIT	UNITS	MDL
Benzoic acid	ND	10	ug/L	4.4
Benzyl alcohol	ND	5.0	ug/L	0.49
Phenol	ND	1.0	ug/L	0.96
bis(2-Chloroethyl)-ether	ND	1.0	ug/L	0.088
2-Chlorophenol	ND	1.0	ug/L	0.039
1,3-Dichlorobenzene	ND	1.0	ug/L	0.53
1,4-Dichlorobenzene	ND	1.0	ug/L	0.52
1,2-Dichlorobenzene	ND	1.0	ug/L	0.59
2-Methylphenol	ND	1.0	ug/L	0.56
2,2'-oxybis(1-Chloro-propane)	ND	1.0	ug/L	0.52
4-Methylphenol	ND	1.0	ug/L	0.64
N-Nitrosodi-n-propyl-amine	ND	1.0	ug/L	0.53
Hexachloroethane	ND	1.0	ug/L	0.58
Nitrobenzene	ND	1.0	ug/L	0.053
Isophorone	ND	1.0	ug/L	0.50
2-Nitrophenol	ND	2.0	ug/L	1.3
2,4-Dimethylphenol	ND	2.0	ug/L	0.56
bis(2-Chloroethoxy) methane	ND	1.0	ug/L	0.49
2,4-Dichlorophenol	ND	2.0	ug/L	1.1
1,2,4-Trichloro-benzene	ND	1.0	ug/L	0.59
Naphthalene	ND	0.20	ug/L	0.069
4-Chloroaniline	ND	2.0	ug/L	0.56
Hexachlorobutadiene	ND	1.0	ug/L	0.51
4-Chloro-3-methylphenol	ND	2.0	ug/L	0.41
2-Methylnaphthalene	ND	0.20	ug/L	0.061
Hexachlorocyclopenta-diene	ND	10	ug/L	0.74
2,4,6-Trichloro-phenol	ND	5.0	ug/L	1.4
2,4,5-Trichloro-phenol	ND	5.0	ug/L	0.96
2-Chloronaphthalene	ND	1.0	ug/L	0.62
2-Nitroaniline	ND	2.0	ug/L	0.43

(Continued on next page)

Environmental Quality Mgt., Inc.

Client Sample ID: FWGBKGmw-004C-0460-GW

GC/MS Semivolatiles

Lot-Sample #...: A7G110101-018 Work Order #...: J2LLE2AC Matrix.....: WG

PARAMETER	RESULT	REPORTING LIMIT	UNITS	MDL
Dimethyl phthalate	ND	1.0	ug/L	0.44
Acenaphthylene	ND	0.20	ug/L	0.054
2,6-Dinitrotoluene	ND	5.0	ug/L	0.47
3-Nitroaniline	ND	2.0	ug/L	0.67
Acenaphthene	ND	0.20	ug/L	0.054
2,4-Dinitrophenol	ND	5.0	ug/L	3.5
4-Nitrophenol	ND	5.0	ug/L	0.63
Dibenzofuran	ND	1.0	ug/L	0.54
2,4-Dinitrotoluene	ND	5.0	ug/L	0.40
Diethyl phthalate	ND	1.0	ug/L	0.63
4-Chlorophenyl phenyl ether	ND	2.0	ug/L	0.55
Fluorene	ND	0.20	ug/L	0.043
4-Nitroaniline	ND	2.0	ug/L	0.47
4,6-Dinitro-2-methylphenol	ND	5.0	ug/L	0.27
N-Nitrosodiphenylamine	ND	1.0	ug/L	0.46
4-Bromophenyl phenyl ether	ND	2.0	ug/L	0.52
Hexachlorobenzene	ND	0.20	ug/L	0.065
Pentachlorophenol	ND	5.0	ug/L	0.48
Phenanthrene	ND	0.20	ug/L	0.087
Anthracene	ND	0.20	ug/L	0.054
Carbazole	ND	1.0	ug/L	0.54
Di-n-butyl phthalate	ND	1.0	ug/L	0.61
Fluoranthene	ND	0.20	ug/L	0.036
Pyrene	ND	0.20	ug/L	0.048
Butyl benzyl phthalate	ND	1.0	ug/L	0.51
3,3'-Dichlorobenzidine	ND	5.0	ug/L	0.48
Benzo(a)anthracene	ND	0.20	ug/L	0.052
Chrysene	ND	0.20	ug/L	0.048
bis(2-Ethylhexyl) phthalate	**2.2 J,B**	**10**	**ug/L**	**0.88**
Di-n-octyl phthalate	ND	1.0	ug/L	0.39
Benzo(b)fluoranthene	ND	0.20	ug/L	0.049
Benzo(k)fluoranthene	ND	0.20	ug/L	0.049
Benzo(a)pyrene	ND	0.20	ug/L	0.048
Indeno(1,2,3-cd)pyrene	ND	0.20	ug/L	0.065
Dibenz(a,h)anthracene	ND	0.20	ug/L	0.039
Benzo(ghi)perylene	ND	0.20	ug/L	0.053

(Continued on next page)

Environmental Quality Mgt., Inc.

Client Sample ID: FWGBKGmw-004C-0460-GW

GC/MS Semivolatiles

Lot-Sample #...: A7G110101-018 **Work Order #...:** J2LLE2AC **Matrix.....:** WG

SURROGATE	PERCENT RECOVERY	RECOVERY LIMITS
Nitrobenzene-d5	67	(32 - 112)
2-Fluorobiphenyl	67	(30 - 110)
Terphenyl-d14	97	(51 - 135)
Phenol-d5	65	(10 - 117)
2-Fluorophenol	37	(19 - 108)
2,4,6-Tribromophenol	79	(42 - 124)

NOTE(S):

J Estimated result. Result is less than RL.

B Method blank contamination. The associated method blank contains the target analyte at a reportable level.

Environmental Quality Mgt., Inc.

Client Sample ID: FWGLL12mw-182C-0481-GW

GC/MS Semivolatiles

Lot-Sample #...: A7G110101-021 **Work Order #...:** J2LLH1AC **Matrix.....:** WG
Date Sampled...: 07/10/07 09:05 **Date Received..:** 07/11/07
Prep Date.....: 07/11/07 **Analysis Date..:** 07/24/07
Prep Batch #...: 7192095
Dilution Factor: 1 **Initial Wgt/Vol:** 1050 mL **Final Wgt/Vol..:** 2 mL
Method.....: SW846 8270C

PARAMETER	RESULT	REPORTING LIMIT	UNITS	MDL
Benzoic acid	ND	10	ug/L	4.4
Benzyl alcohol	ND	5.0	ug/L	0.49
Phenol	ND	1.0	ug/L	0.96
bis(2-Chloroethyl)-ether	ND	1.0	ug/L	0.088
2-Chlorophenol	ND	1.0	ug/L	0.039
1,3-Dichlorobenzene	ND	1.0	ug/L	0.53
1,4-Dichlorobenzene	ND	1.0	ug/L	0.52
1,2-Dichlorobenzene	ND	1.0	ug/L	0.59
2-Methylphenol	ND	1.0	ug/L	0.56
2,2'-oxybis(1-Chloro-propane)	ND	1.0	ug/L	0.52
4-Methylphenol	ND	1.0	ug/L	0.64
N-Nitrosodi-n-propyl-amine	ND	1.0	ug/L	0.53
Hexachloroethane	ND	1.0	ug/L	0.58
Nitrobenzene	ND	1.0	ug/L	0.053
Isophorone	ND	1.0	ug/L	0.50
2-Nitrophenol	ND	2.0	ug/L	1.3
2,4-Dimethylphenol	ND	2.0	ug/L	0.56
bis(2-Chloroethoxy) methane	ND	1.0	ug/L	0.49
2,4-Dichlorophenol	ND	2.0	ug/L	1.1
1,2,4-Trichloro-benzene	ND	1.0	ug/L	0.59
Naphthalene	ND	0.20	ug/L	0.069
4-Chloroaniline	ND	2.0	ug/L	0.56
Hexachlorobutadiene	ND	1.0	ug/L	0.51
4-Chloro-3-methylphenol	ND	2.0	ug/L	0.41
2-Methylnaphthalene	ND	0.20	ug/L	0.061
Hexachlorocyclopenta-diene	ND	10	ug/L	0.74
2,4,6-Trichloro-phenol	ND	5.0	ug/L	1.4
2,4,5-Trichloro-phenol	ND	5.0	ug/L	0.96
2-Chloronaphthalene	ND	1.0	ug/L	0.62
2-Nitroaniline	ND	2.0	ug/L	0.43

(Continued on next page)

Environmental Quality Mgt., Inc.

Client Sample ID: FWGLL12mw-182C-0481-GW

GC/MS Semivolatiles

Lot-Sample #...: A7G110101-021 Work Order #...: J2LLH1AC Matrix.....: WG

PARAMETER	RESULT	REPORTING LIMIT	UNITS	MDL
Dimethyl phthalate	ND	1.0	ug/L	0.44
Acenaphthylene	ND	0.20	ug/L	0.054
2,6-Dinitrotoluene	ND	5.0	ug/L	0.47
3-Nitroaniline	ND	2.0	ug/L	0.67
Acenaphthene	ND	0.20	ug/L	0.054
2,4-Dinitrophenol	ND	5.0	ug/L	3.5
4-Nitrophenol	ND	5.0	ug/L	0.63
Dibenzofuran	ND	1.0	ug/L	0.54
2,4-Dinitrotoluene	ND	5.0	ug/L	0.40
Diethyl phthalate	ND	1.0	ug/L	0.63
4-Chlorophenyl phenyl ether	ND	2.0	ug/L	0.55
Fluorene	ND	0.20	ug/L	0.043
4-Nitroaniline	ND	2.0	ug/L	0.47
4,6-Dinitro-2-methylphenol	ND	5.0	ug/L	0.27
N-Nitrosodiphenylamine	ND	1.0	ug/L	0.46
4-Bromophenyl phenyl ether	ND	2.0	ug/L	0.52
Hexachlorobenzene	ND	0.20	ug/L	0.065
Pentachlorophenol	ND	5.0	ug/L	0.48
Phenanthrene	ND	0.20	ug/L	0.087
Anthracene	ND	0.20	ug/L	0.054
Carbazole	ND	1.0	ug/L	0.54
Di-n-butyl phthalate	ND	1.0	ug/L	0.61
Fluoranthene	ND	0.20	ug/L	0.036
Pyrene	ND	0.20	ug/L	0.048
Butyl benzyl phthalate	ND	1.0	ug/L	0.51
3,3'-Dichlorobenzidine	ND	5.0	ug/L	0.48
Benzo(a)anthracene	ND	0.20	ug/L	0.052
Chrysene	ND	0.20	ug/L	0.048
bis(2-Ethylhexyl) phthalate	**3.7 J,B**	**10**	**ug/L**	**0.88**
Di-n-octyl phthalate	ND	1.0	ug/L	0.39
Benzo(b)fluoranthene	ND	0.20	ug/L	0.049
Benzo(k)fluoranthene	ND	0.20	ug/L	0.049
Benzo(a)pyrene	ND	0.20	ug/L	0.048
Indeno(1,2,3-cd)pyrene	ND	0.20	ug/L	0.065
Dibenz(a,h)anthracene	ND	0.20	ug/L	0.039
Benzo(ghi)perylene	ND	0.20	ug/L	0.053

(Continued on next page)

Environmental Quality Mgt., Inc.

Client Sample ID: FWGLL12mw-182C-0481-GW

GC/MS Semivolatiles

Lot-Sample #...: A7G110101-021 **Work Order #...:** J2LLH1AC **Matrix.....:** WG

SURROGATE	PERCENT RECOVERY	RECOVERY LIMITS
Nitrobenzene-d5	71	(32 - 112)
2-Fluorobiphenyl	67	(30 - 110)
Terphenyl-d14	93	(51 - 135)
Phenol-d5	71	(10 - 117)
2-Fluorophenol	34	(19 - 108)
2,4,6-Tribromophenol	87	(42 - 124)

NOTE(S):

J Estimated result. Result is less than RL.

B Method blank contamination. The associated method blank contains the target analyte at a reportable level.

Environmental Quality Mgt., Inc.

Client Sample ID: FWGLL12mw-182C-0481-GW

GC/MS Semivolatiles

Lot-Sample #...: A7G110101-021 **Work Order #...:** J2LLH2AC **Matrix.....:** WG
Date Sampled...: 07/10/07 09:05 **Date Received..:** 07/11/07
Prep Date.....: 07/24/07 **Analysis Date..:** 07/30/07
Prep Batch #...: 7205263
Dilution Factor: 1 **Initial Wgt/Vol:** 1030 mL **Final Wgt/Vol..:** 2 mL
Method.....: SW846 8270C

PARAMETER	RESULT	REPORTING LIMIT	UNITS	MDL
Benzoic acid	ND	10	ug/L	4.4
Benzyl alcohol	ND	5.0	ug/L	0.49
Phenol	ND	1.0	ug/L	0.96
bis(2-Chloroethyl)-ether	ND	1.0	ug/L	0.088
2-Chlorophenol	ND	1.0	ug/L	0.039
1,3-Dichlorobenzene	ND	1.0	ug/L	0.53
1,4-Dichlorobenzene	ND	1.0	ug/L	0.52
1,2-Dichlorobenzene	ND	1.0	ug/L	0.59
2-Methylphenol	ND	1.0	ug/L	0.56
2,2'-oxybis(1-Chloro-propane)	ND	1.0	ug/L	0.52
4-Methylphenol	ND	1.0	ug/L	0.64
N-Nitrosodi-n-propyl-amine	ND	1.0	ug/L	0.53
Hexachloroethane	ND	1.0	ug/L	0.58
Nitrobenzene	ND	1.0	ug/L	0.053
Isophorone	ND	1.0	ug/L	0.50
2-Nitrophenol	ND	2.0	ug/L	1.3
2,4-Dimethylphenol	ND	2.0	ug/L	0.56
bis(2-Chloroethoxy) methane	ND	1.0	ug/L	0.49
2,4-Dichlorophenol	ND	2.0	ug/L	1.1
1,2,4-Trichloro-benzene	ND	1.0	ug/L	0.59
Naphthalene	ND	0.20	ug/L	0.069
4-Chloroaniline	ND	2.0	ug/L	0.56
Hexachlorobutadiene	ND	1.0	ug/L	0.51
4-Chloro-3-methylphenol	ND	2.0	ug/L	0.41
2-Methylnaphthalene	ND	0.20	ug/L	0.061
Hexachlorocyclopenta-diene	ND	10	ug/L	0.74
2,4,6-Trichloro-phenol	ND	5.0	ug/L	1.4
2,4,5-Trichloro-phenol	ND	5.0	ug/L	0.96
2-Chloronaphthalene	ND	1.0	ug/L	0.62
2-Nitroaniline	ND	2.0	ug/L	0.43

(Continued on next page)

Environmental Quality Mgt., Inc.

Client Sample ID: FWGLL12mw-182C-0481-GW

GC/MS Semivolatiles

Lot-Sample #...: A7G110101-021 **Work Order #...:** J2LLH2AC **Matrix.....:** WG

PARAMETER	RESULT	REPORTING LIMIT	UNITS	MDL
Dimethyl phthalate	ND	1.0	ug/L	0.44
Acenaphthylene	ND	0.20	ug/L	0.054
2,6-Dinitrotoluene	ND	5.0	ug/L	0.47
3-Nitroaniline	ND	2.0	ug/L	0.67
Acenaphthene	ND	0.20	ug/L	0.054
2,4-Dinitrophenol	ND	5.0	ug/L	3.5
4-Nitrophenol	ND	5.0	ug/L	0.63
Dibenzofuran	ND	1.0	ug/L	0.54
2,4-Dinitrotoluene	ND	5.0	ug/L	0.40
Diethyl phthalate	ND	1.0	ug/L	0.63
4-Chlorophenyl phenyl ether	ND	2.0	ug/L	0.55
Fluorene	ND	0.20	ug/L	0.043
4-Nitroaniline	ND	2.0	ug/L	0.47
4,6-Dinitro-2-methylphenol	ND	5.0	ug/L	0.27
N-Nitrosodiphenylamine	ND	1.0	ug/L	0.46
4-Bromophenyl phenyl ether	ND	2.0	ug/L	0.52
Hexachlorobenzene	ND	0.20	ug/L	0.065
Pentachlorophenol	ND	5.0	ug/L	0.48
Phenanthrene	ND	0.20	ug/L	0.087
Anthracene	ND	0.20	ug/L	0.054
Carbazole	ND	1.0	ug/L	0.54
Di-n-butyl phthalate	ND	1.0	ug/L	0.61
Fluoranthene	ND	0.20	ug/L	0.036
Pyrene	ND	0.20	ug/L	0.048
Butyl benzyl phthalate	ND	1.0	ug/L	0.51
3,3'-Dichlorobenzidine	ND	5.0	ug/L	0.48
Benzo(a)anthracene	ND	0.20	ug/L	0.052
Chrysene	ND	0.20	ug/L	0.048
bis(2-Ethylhexyl) phthalate	**1.5 J,B**	**10**	**ug/L**	**0.88**
Di-n-octyl phthalate	ND	1.0	ug/L	0.39
Benzo(b)fluoranthene	ND	0.20	ug/L	0.049
Benzo(k)fluoranthene	ND	0.20	ug/L	0.049
Benzo(a)pyrene	ND	0.20	ug/L	0.048
Indeno(1,2,3-cd)pyrene	ND	0.20	ug/L	0.065
Dibenz(a,h)anthracene	ND	0.20	ug/L	0.039
Benzo(ghi)perylene	ND	0.20	ug/L	0.053

(Continued on next page)

Environmental Quality Mgt., Inc.

Client Sample ID: FWGLL12mw-182C-0481-GW

GC/MS Semivolatiles

Lot-Sample #...: A7G110101-021 Work Order #...: J2LLH2AC Matrix.....: WG

SURROGATE	PERCENT RECOVERY	RECOVERY LIMITS
Nitrobenzene-d5	65	(32 - 112)
2-Fluorobiphenyl	64	(30 - 110)
Terphenyl-d14	87	(51 - 135)
Phenol-d5	63	(10 - 117)
2-Fluorophenol	28	(19 - 108)
2,4,6-Tribromophenol	76	(42 - 124)

NOTE(S):

J Estimated result. Result is less than RL.

B Method blank contamination. The associated method blank contains the target analyte at a reportable level.

Environmental Quality Mgt., Inc.

Client Sample ID: FWGLL12mw-DUP2-0498-GW

GC/MS Semivolatiles

Lot-Sample #...: A7G110101-023 **Work Order #...:** J2LLN1AC **Matrix.....:** WG
Date Sampled...: 07/10/07 09:05 **Date Received..:** 07/11/07
Prep Date.....: 07/11/07 **Analysis Date..:** 07/24/07
Prep Batch #...: 7192095
Dilution Factor: 1 **Initial Wgt/Vol:** 1030 mL **Final Wgt/Vol..:** 2 mL
Method.....: SW846 8270C

PARAMETER	RESULT	REPORTING LIMIT	UNITS	MDL
Benzoic acid	ND	10	ug/L	4.4
Benzyl alcohol	ND	5.0	ug/L	0.49
Phenol	ND	1.0	ug/L	0.96
bis(2-Chloroethyl)-ether	ND	1.0	ug/L	0.088
2-Chlorophenol	ND	1.0	ug/L	0.039
1,3-Dichlorobenzene	ND	1.0	ug/L	0.53
1,4-Dichlorobenzene	ND	1.0	ug/L	0.52
1,2-Dichlorobenzene	ND	1.0	ug/L	0.59
2-Methylphenol	ND	1.0	ug/L	0.56
2,2'-oxybis(1-Chloro-propane)	ND	1.0	ug/L	0.52
4-Methylphenol	ND	1.0	ug/L	0.64
N-Nitrosodi-n-propyl-amine	ND	1.0	ug/L	0.53
Hexachloroethane	ND	1.0	ug/L	0.58
Nitrobenzene	ND	1.0	ug/L	0.053
Isophorone	ND	1.0	ug/L	0.50
2-Nitrophenol	ND	2.0	ug/L	1.3
2,4-Dimethylphenol	ND	2.0	ug/L	0.56
bis(2-Chloroethoxy) methane	ND	1.0	ug/L	0.49
2,4-Dichlorophenol	ND	2.0	ug/L	1.1
1,2,4-Trichloro-benzene	ND	1.0	ug/L	0.59
Naphthalene	ND	0.20	ug/L	0.069
4-Chloroaniline	ND	2.0	ug/L	0.56
Hexachlorobutadiene	ND	1.0	ug/L	0.51
4-Chloro-3-methylphenol	ND	2.0	ug/L	0.41
2-Methylnaphthalene	ND	0.20	ug/L	0.061
Hexachlorocyclopenta-diene	ND	10	ug/L	0.74
2,4,6-Trichloro-phenol	ND	5.0	ug/L	1.4
2,4,5-Trichloro-phenol	ND	5.0	ug/L	0.96
2-Chloronaphthalene	ND	1.0	ug/L	0.62
2-Nitroaniline	ND	2.0	ug/L	0.43

(Continued on next page)

Environmental Quality Mgt., Inc.

Client Sample ID: FWGLL12mw-DUP2-0498-GW

GC/MS Semivolatiles

Lot-Sample #...: A7G110101-023 **Work Order #...:** J2LLN1AC **Matrix.....:** WG

PARAMETER	RESULT	REPORTING LIMIT	UNITS	MDL
Dimethyl phthalate	ND	1.0	ug/L	0.44
Acenaphthylene	ND	0.20	ug/L	0.054
2,6-Dinitrotoluene	ND	5.0	ug/L	0.47
3-Nitroaniline	ND	2.0	ug/L	0.67
Acenaphthene	ND	0.20	ug/L	0.054
2,4-Dinitrophenol	ND	5.0	ug/L	3.5
4-Nitrophenol	ND	5.0	ug/L	0.63
Dibenzofuran	ND	1.0	ug/L	0.54
2,4-Dinitrotoluene	ND	5.0	ug/L	0.40
Diethyl phthalate	ND	1.0	ug/L	0.63
4-Chlorophenyl phenyl ether	ND	2.0	ug/L	0.55
Fluorene	ND	0.20	ug/L	0.043
4-Nitroaniline	ND	2.0	ug/L	0.47
4,6-Dinitro-2-methylphenol	ND	5.0	ug/L	0.27
N-Nitrosodiphenylamine	ND	1.0	ug/L	0.46
4-Bromophenyl phenyl ether	ND	2.0	ug/L	0.52
Hexachlorobenzene	ND	0.20	ug/L	0.065
Pentachlorophenol	ND	5.0	ug/L	0.48
Phenanthrene	ND	0.20	ug/L	0.087
Anthracene	ND	0.20	ug/L	0.054
Carbazole	ND	1.0	ug/L	0.54
Di-n-butyl phthalate	ND	1.0	ug/L	0.61
Fluoranthene	ND	0.20	ug/L	0.036
Pyrene	ND	0.20	ug/L	0.048
Butyl benzyl phthalate	ND	1.0	ug/L	0.51
3,3'-Dichlorobenzidine	ND	5.0	ug/L	0.48
Benzo(a)anthracene	ND	0.20	ug/L	0.052
Chrysene	ND	0.20	ug/L	0.048
bis(2-Ethylhexyl) phthalate	**2.7 J,B**	**10**	**ug/L**	**0.88**
Di-n-octyl phthalate	ND	1.0	ug/L	0.39
Benzo(b)fluoranthene	ND	0.20	ug/L	0.049
Benzo(k)fluoranthene	ND	0.20	ug/L	0.049
Benzo(a)pyrene	ND	0.20	ug/L	0.048
Indeno(1,2,3-cd)pyrene	ND	0.20	ug/L	0.065
Dibenz(a,h)anthracene	ND	0.20	ug/L	0.039
Benzo(ghi)perylene	ND	0.20	ug/L	0.053

(Continued on next page)

Environmental Quality Mgt., Inc.

Client Sample ID: FWGLL12mw-DUP2-0498-GW

GC/MS Semivolatiles

Lot-Sample #...: A7G110101-023 **Work Order #...:** J2LLN1AC **Matrix.....:** WG

SURROGATE	PERCENT RECOVERY	RECOVERY LIMITS
Nitrobenzene-d5	60	(32 - 112)
2-Fluorobiphenyl	56	(30 - 110)
Terphenyl-d14	80	(51 - 135)
Phenol-d5	66	(10 - 117)
2-Fluorophenol	49	(19 - 108)
2,4,6-Tribromophenol	73	(42 - 124)

NOTE(S):

J Estimated result. Result is less than RL.

B Method blank contamination. The associated method blank contains the target analyte at a reportable level.

Environmental Quality Mgt., Inc.

Client Sample ID: FWGLL12mw-DUP2-0498-GW

GC/MS Semivolatiles

Lot-Sample #...: A7G110101-023 **Work Order #...:** J2LLN2AC **Matrix.....:** WG
Date Sampled...: 07/10/07 09:05 **Date Received..:** 07/11/07
Prep Date.....: 07/24/07 **Analysis Date..:** 07/30/07
Prep Batch #...: 7205263
Dilution Factor: 1 **Initial Wgt/Vol:** 1050 mL **Final Wgt/Vol..:** 2 mL
Method.....: SW846 8270C

PARAMETER	RESULT	REPORTING LIMIT	UNITS	MDL
Benzoic acid	ND	10	ug/L	4.4
Benzyl alcohol	ND	5.0	ug/L	0.49
Phenol	ND	1.0	ug/L	0.96
bis(2-Chloroethyl)-ether	ND	1.0	ug/L	0.088
2-Chlorophenol	ND	1.0	ug/L	0.039
1,3-Dichlorobenzene	ND	1.0	ug/L	0.53
1,4-Dichlorobenzene	ND	1.0	ug/L	0.52
1,2-Dichlorobenzene	ND	1.0	ug/L	0.59
2-Methylphenol	ND	1.0	ug/L	0.56
2,2'-oxybis(1-Chloro-propane)	ND	1.0	ug/L	0.52
4-Methylphenol	ND	1.0	ug/L	0.64
N-Nitrosodi-n-propyl-amine	ND	1.0	ug/L	0.53
Hexachloroethane	ND	1.0	ug/L	0.58
Nitrobenzene	ND	1.0	ug/L	0.053
Isophorone	ND	1.0	ug/L	0.50
2-Nitrophenol	ND	2.0	ug/L	1.3
2,4-Dimethylphenol	ND	2.0	ug/L	0.56
bis(2-Chloroethoxy) methane	ND	1.0	ug/L	0.49
2,4-Dichlorophenol	ND	2.0	ug/L	1.1
1,2,4-Trichloro-benzene	ND	1.0	ug/L	0.59
Naphthalene	ND	0.20	ug/L	0.069
4-Chloroaniline	ND	2.0	ug/L	0.56
Hexachlorobutadiene	ND	1.0	ug/L	0.51
4-Chloro-3-methylphenol	ND	2.0	ug/L	0.41
2-Methylnaphthalene	ND	0.20	ug/L	0.061
Hexachlorocyclopenta-diene	ND	10	ug/L	0.74
2,4,6-Trichloro-phenol	ND	5.0	ug/L	1.4
2,4,5-Trichloro-phenol	ND	5.0	ug/L	0.96
2-Chloronaphthalene	ND	1.0	ug/L	0.62
2-Nitroaniline	ND	2.0	ug/L	0.43

(Continued on next page)

Environmental Quality Mgt., Inc.

Client Sample ID: FWGLL12mw-DUP2-0498-GW

GC/MS Semivolatiles

Lot-Sample #...: A7G110101-023 **Work Order #...:** J2LLN2AC **Matrix.....:** WG

PARAMETER	RESULT	REPORTING LIMIT	UNITS	MDL
Dimethyl phthalate	ND	1.0	ug/L	0.44
Acenaphthylene	ND	0.20	ug/L	0.054
2,6-Dinitrotoluene	ND	5.0	ug/L	0.47
3-Nitroaniline	ND	2.0	ug/L	0.67
Acenaphthene	ND	0.20	ug/L	0.054
2,4-Dinitrophenol	ND	5.0	ug/L	3.5
4-Nitrophenol	ND	5.0	ug/L	0.63
Dibenzofuran	ND	1.0	ug/L	0.54
2,4-Dinitrotoluene	ND	5.0	ug/L	0.40
Diethyl phthalate	ND	1.0	ug/L	0.63
4-Chlorophenyl phenyl ether	ND	2.0	ug/L	0.55
Fluorene	ND	0.20	ug/L	0.043
4-Nitroaniline	ND	2.0	ug/L	0.47
4,6-Dinitro-2-methylphenol	ND	5.0	ug/L	0.27
N-Nitrosodiphenylamine	ND	1.0	ug/L	0.46
4-Bromophenyl phenyl ether	ND	2.0	ug/L	0.52
Hexachlorobenzene	ND	0.20	ug/L	0.065
Pentachlorophenol	ND	5.0	ug/L	0.48
Phenanthrene	ND	0.20	ug/L	0.087
Anthracene	ND	0.20	ug/L	0.054
Carbazole	ND	1.0	ug/L	0.54
Di-n-butyl phthalate	ND	1.0	ug/L	0.61
Fluoranthene	ND	0.20	ug/L	0.036
Pyrene	ND	0.20	ug/L	0.048
Butyl benzyl phthalate	ND	1.0	ug/L	0.51
3,3'-Dichlorobenzidine	ND	5.0	ug/L	0.48
Benzo(a)anthracene	ND	0.20	ug/L	0.052
Chrysene	ND	0.20	ug/L	0.048
bis(2-Ethylhexyl) phthalate	**2.4 J,B**	**10**	**ug/L**	**0.88**
Di-n-octyl phthalate	ND	1.0	ug/L	0.39
Benzo(b)fluoranthene	ND	0.20	ug/L	0.049
Benzo(k)fluoranthene	ND	0.20	ug/L	0.049
Benzo(a)pyrene	ND	0.20	ug/L	0.048
Indeno(1,2,3-cd)pyrene	ND	0.20	ug/L	0.065
Dibenz(a,h)anthracene	ND	0.20	ug/L	0.039
Benzo(ghi)perylene	ND	0.20	ug/L	0.053

(Continued on next page)

Environmental Quality Mgt., Inc.

Client Sample ID: FWGLL12mw-DUP2-0498-GW

GC/MS Semivolatiles

Lot-Sample #...: A7G110101-023 Work Order #...: J2LLN2AC Matrix.....: WG

SURROGATE	PERCENT RECOVERY	RECOVERY LIMITS
Nitrobenzene-d5	65	(32 - 112)
2-Fluorobiphenyl	67	(30 - 110)
Terphenyl-d14	91	(51 - 135)
Phenol-d5	63	(10 - 117)
2-Fluorophenol	28	(19 - 108)
2,4,6-Tribromophenol	78	(42 - 124)

NOTE(S):

J Estimated result. Result is less than RL.

B Method blank contamination. The associated method blank contains the target analyte at a reportable level.

Environmental Quality Mgt., Inc.

Client Sample ID: FWGLL12mw-153C-0480-GW

GC/MS Semivolatiles

Lot-Sample #...: A7G110101-025 **Work Order #...:** J2LLR1AC **Matrix.....:** WG
Date Sampled...: 07/10/07 12:01 **Date Received..:** 07/11/07
Prep Date.....: 07/11/07 **Analysis Date..:** 07/24/07
Prep Batch #...: 7192095
Dilution Factor: 1 **Initial Wgt/Vol:** 1000 mL **Final Wgt/Vol..:** 2 mL
Method.....: SW846 8270C

PARAMETER	RESULT	REPORTING LIMIT	UNITS	MDL
Benzoic acid	ND	10	ug/L	4.4
Benzyl alcohol	ND	5.0	ug/L	0.49
Phenol	ND	1.0	ug/L	0.96
bis(2-Chloroethyl)-ether	ND	1.0	ug/L	0.088
2-Chlorophenol	ND	1.0	ug/L	0.039
1,3-Dichlorobenzene	ND	1.0	ug/L	0.53
1,4-Dichlorobenzene	ND	1.0	ug/L	0.52
1,2-Dichlorobenzene	ND	1.0	ug/L	0.59
2-Methylphenol	ND	1.0	ug/L	0.56
2,2'-oxybis(1-Chloro-propane)	ND	1.0	ug/L	0.52
4-Methylphenol	ND	1.0	ug/L	0.64
N-Nitrosodi-n-propyl-amine	ND	1.0	ug/L	0.53
Hexachloroethane	ND	1.0	ug/L	0.58
Nitrobenzene	ND	1.0	ug/L	0.053
Isophorone	ND	1.0	ug/L	0.50
2-Nitrophenol	ND	2.0	ug/L	1.3
2,4-Dimethylphenol	ND	2.0	ug/L	0.56
bis(2-Chloroethoxy) methane	ND	1.0	ug/L	0.49
2,4-Dichlorophenol	ND	2.0	ug/L	1.1
1,2,4-Trichloro-benzene	ND	1.0	ug/L	0.59
Naphthalene	ND	0.20	ug/L	0.069
4-Chloroaniline	ND	2.0	ug/L	0.56
Hexachlorobutadiene	ND	1.0	ug/L	0.51
4-Chloro-3-methylphenol	ND	2.0	ug/L	0.41
2-Methylnaphthalene	ND	0.20	ug/L	0.061
Hexachlorocyclopenta-diene	ND	10	ug/L	0.74
2,4,6-Trichloro-phenol	ND	5.0	ug/L	1.4
2,4,5-Trichloro-phenol	ND	5.0	ug/L	0.96
2-Chloronaphthalene	ND	1.0	ug/L	0.62
2-Nitroaniline	ND	2.0	ug/L	0.43

(Continued on next page)

Environmental Quality Mgt., Inc.

Client Sample ID: FWGLL12mw-153C-0480-GW

GC/MS Semivolatiles

Lot-Sample #...: A7G110101-025 **Work Order #...:** J2LLR1AC **Matrix.....:** WG

PARAMETER	RESULT	REPORTING LIMIT	UNITS	MDL
Dimethyl phthalate	ND	1.0	ug/L	0.44
Acenaphthylene	ND	0.20	ug/L	0.054
2,6-Dinitrotoluene	ND	5.0	ug/L	0.47
3-Nitroaniline	ND	2.0	ug/L	0.67
Acenaphthene	ND	0.20	ug/L	0.054
2,4-Dinitrophenol	ND	5.0	ug/L	3.5
4-Nitrophenol	ND	5.0	ug/L	0.63
Dibenzofuran	ND	1.0	ug/L	0.54
2,4-Dinitrotoluene	ND	5.0	ug/L	0.40
Diethyl phthalate	ND	1.0	ug/L	0.63
4-Chlorophenyl phenyl ether	ND	2.0	ug/L	0.55
Fluorene	ND	0.20	ug/L	0.043
4-Nitroaniline	ND	2.0	ug/L	0.47
4,6-Dinitro-2-methylphenol	ND	5.0	ug/L	0.27
N-Nitrosodiphenylamine	ND	1.0	ug/L	0.46
4-Bromophenyl phenyl ether	ND	2.0	ug/L	0.52
Hexachlorobenzene	ND	0.20	ug/L	0.065
Pentachlorophenol	ND	5.0	ug/L	0.48
Phenanthrene	ND	0.20	ug/L	0.087
Anthracene	ND	0.20	ug/L	0.054
Carbazole	ND	1.0	ug/L	0.54
Di-n-butyl phthalate	**0.99 J**	**1.0**	**ug/L**	**0.61**
Fluoranthene	ND	0.20	ug/L	0.036
Pyrene	ND	0.20	ug/L	0.048
Butyl benzyl phthalate	ND	1.0	ug/L	0.51
3,3'-Dichlorobenzidine	ND	5.0	ug/L	0.48
Benzo(a)anthracene	ND	0.20	ug/L	0.052
Chrysene	ND	0.20	ug/L	0.048
bis(2-Ethylhexyl) phthalate	ND	10	ug/L	0.88
Di-n-octyl phthalate	ND	1.0	ug/L	0.39
Benzo(b)fluoranthene	ND	0.20	ug/L	0.049
Benzo(k)fluoranthene	ND	0.20	ug/L	0.049
Benzo(a)pyrene	ND	0.20	ug/L	0.048
Indeno(1,2,3-cd)pyrene	ND	0.20	ug/L	0.065
Dibenz(a,h)anthracene	ND	0.20	ug/L	0.039
Benzo(ghi)perylene	ND	0.20	ug/L	0.053

(Continued on next page)

Environmental Quality Mgt., Inc.

Client Sample ID: FWGLL12mw-153C-0480-GW

GC/MS Semivolatiles

Lot-Sample #...: A7G110101-025 **Work Order #...:** J2LLR1AC **Matrix.....:** WG

SURROGATE	PERCENT RECOVERY	RECOVERY LIMITS
Nitrobenzene-d5	73	(32 - 112)
2-Fluorobiphenyl	71	(30 - 110)
Terphenyl-d14	82	(51 - 135)
Phenol-d5	80	(10 - 117)
2-Fluorophenol	58	(19 - 108)
2,4,6-Tribromophenol	87	(42 - 124)

NOTE(S):

J Estimated result. Result is less than RL.

Environmental Quality Mgt., Inc.

Client Sample ID: FWGLL12mw-153C-0480-GW

GC/MS Semivolatiles

Lot-Sample #...: A7G110101-025 **Work Order #...:** J2LLR2AC **Matrix.....:** WG
Date Sampled...: 07/10/07 12:01 **Date Received..:** 07/11/07
Prep Date.....: 07/24/07 **Analysis Date..:** 07/30/07
Prep Batch #...: 7205263
Dilution Factor: 1 **Initial Wgt/Vol:** 1020 mL **Final Wgt/Vol..:** 2 mL
Method.....: SW846 8270C

PARAMETER	RESULT	REPORTING LIMIT	UNITS	MDL
Benzoic acid	ND	10	ug/L	4.4
Benzyl alcohol	ND	5.0	ug/L	0.49
Phenol	ND	1.0	ug/L	0.96
bis(2-Chloroethyl)-ether	ND	1.0	ug/L	0.088
2-Chlorophenol	ND	1.0	ug/L	0.039
1,3-Dichlorobenzene	ND	1.0	ug/L	0.53
1,4-Dichlorobenzene	ND	1.0	ug/L	0.52
1,2-Dichlorobenzene	ND	1.0	ug/L	0.59
2-Methylphenol	ND	1.0	ug/L	0.56
2,2'-oxybis(1-Chloro-propane)	ND	1.0	ug/L	0.52
4-Methylphenol	ND	1.0	ug/L	0.64
N-Nitrosodi-n-propyl-amine	ND	1.0	ug/L	0.53
Hexachloroethane	ND	1.0	ug/L	0.58
Nitrobenzene	ND	1.0	ug/L	0.053
Isophorone	ND	1.0	ug/L	0.50
2-Nitrophenol	ND	2.0	ug/L	1.3
2,4-Dimethylphenol	ND	2.0	ug/L	0.56
bis(2-Chloroethoxy) methane	ND	1.0	ug/L	0.49
2,4-Dichlorophenol	ND	2.0	ug/L	1.1
1,2,4-Trichloro-benzene	ND	1.0	ug/L	0.59
Naphthalene	ND	0.20	ug/L	0.069
4-Chloroaniline	ND	2.0	ug/L	0.56
Hexachlorobutadiene	ND	1.0	ug/L	0.51
4-Chloro-3-methylphenol	ND	2.0	ug/L	0.41
2-Methylnaphthalene	ND	0.20	ug/L	0.061
Hexachlorocyclopenta-diene	ND	10	ug/L	0.74
2,4,6-Trichloro-phenol	ND	5.0	ug/L	1.4
2,4,5-Trichloro-phenol	ND	5.0	ug/L	0.96
2-Chloronaphthalene	ND	1.0	ug/L	0.62
2-Nitroaniline	ND	2.0	ug/L	0.43

(Continued on next page)

Environmental Quality Mgt., Inc.

Client Sample ID: FWGLL12mw-153C-0480-GW

GC/MS Semivolatiles

Lot-Sample #...: A7G110101-025 Work Order #...: J2LLR2AC Matrix.....: WG

PARAMETER	RESULT	REPORTING LIMIT	UNITS	MDL
Dimethyl phthalate	ND	1.0	ug/L	0.44
Acenaphthylene	ND	0.20	ug/L	0.054
2,6-Dinitrotoluene	ND	5.0	ug/L	0.47
3-Nitroaniline	ND	2.0	ug/L	0.67
Acenaphthene	ND	0.20	ug/L	0.054
2,4-Dinitrophenol	ND	5.0	ug/L	3.5
4-Nitrophenol	ND	5.0	ug/L	0.63
Dibenzofuran	ND	1.0	ug/L	0.54
2,4-Dinitrotoluene	ND	5.0	ug/L	0.40
Diethyl phthalate	ND	1.0	ug/L	0.63
4-Chlorophenyl phenyl ether	ND	2.0	ug/L	0.55
Fluorene	ND	0.20	ug/L	0.043
4-Nitroaniline	ND	2.0	ug/L	0.47
4,6-Dinitro-2-methylphenol	ND	5.0	ug/L	0.27
N-Nitrosodiphenylamine	ND	1.0	ug/L	0.46
4-Bromophenyl phenyl ether	ND	2.0	ug/L	0.52
Hexachlorobenzene	ND	0.20	ug/L	0.065
Pentachlorophenol	ND	5.0	ug/L	0.48
Phenanthrene	ND	0.20	ug/L	0.087
Anthracene	ND	0.20	ug/L	0.054
Carbazole	ND	1.0	ug/L	0.54
Di-n-butyl phthalate	**1.2**	**1.0**	**ug/L**	**0.61**
Fluoranthene	ND	0.20	ug/L	0.036
Pyrene	ND	0.20	ug/L	0.048
Butyl benzyl phthalate	ND	1.0	ug/L	0.51
3,3'-Dichlorobenzidine	ND	5.0	ug/L	0.48
Benzo(a)anthracene	ND	0.20	ug/L	0.052
Chrysene	ND	0.20	ug/L	0.048
bis(2-Ethylhexyl) phthalate	**1.4 J,B**	**10**	**ug/L**	**0.88**
Di-n-octyl phthalate	ND	1.0	ug/L	0.39
Benzo(b)fluoranthene	ND	0.20	ug/L	0.049
Benzo(k)fluoranthene	ND	0.20	ug/L	0.049
Benzo(a)pyrene	ND	0.20	ug/L	0.048
Indeno(1,2,3-cd)pyrene	ND	0.20	ug/L	0.065
Dibenz(a,h)anthracene	ND	0.20	ug/L	0.039
Benzo(ghi)perylene	ND	0.20	ug/L	0.053

(Continued on next page)

Environmental Quality Mgt., Inc.

Client Sample ID: FWGLL12mw-153C-0480-GW

GC/MS Semivolatiles

Lot-Sample #...: A7G110101-025 Work Order #...: J2LLR2AC Matrix.....: WG

SURROGATE	PERCENT RECOVERY	RECOVERY LIMITS
Nitrobenzene-d5	68	(32 - 112)
2-Fluorobiphenyl	70	(30 - 110)
Terphenyl-d14	91	(51 - 135)
Phenol-d5	72	(10 - 117)
2-Fluorophenol	42	(19 - 108)
2,4,6-Tribromophenol	84	(42 - 124)

NOTE(S):

J Estimated result. Result is less than RL.

B Method blank contamination. The associated method blank contains the target analyte at a reportable level.

Environmental Quality Mgt., Inc.

Client Sample ID: FWGBKGmw-021C-0473-GW

GC/MS Semivolatiles

Lot-Sample #...: A7G110101-027 **Work Order #...:** J2LLV1AC **Matrix.....:** WG
Date Sampled...: 07/10/07 14:10 **Date Received..:** 07/11/07
Prep Date.....: 07/11/07 **Analysis Date..:** 07/24/07
Prep Batch #...: 7192095
Dilution Factor: 1 **Initial Wgt/Vol:** 1050 mL **Final Wgt/Vol..:** 2 mL
Method.....: SW846 8270C

PARAMETER	RESULT	REPORTING LIMIT	UNITS	MDL
Benzoic acid	ND	10	ug/L	4.4
Benzyl alcohol	ND	5.0	ug/L	0.49
Phenol	ND	1.0	ug/L	0.96
bis(2-Chloroethyl)-ether	ND	1.0	ug/L	0.088
2-Chlorophenol	ND	1.0	ug/L	0.039
1,3-Dichlorobenzene	ND	1.0	ug/L	0.53
1,4-Dichlorobenzene	ND	1.0	ug/L	0.52
1,2-Dichlorobenzene	ND	1.0	ug/L	0.59
2-Methylphenol	ND	1.0	ug/L	0.56
2,2'-oxybis(1-Chloro-propane)	ND	1.0	ug/L	0.52
4-Methylphenol	ND	1.0	ug/L	0.64
N-Nitrosodi-n-propyl-amine	ND	1.0	ug/L	0.53
Hexachloroethane	ND	1.0	ug/L	0.58
Nitrobenzene	ND	1.0	ug/L	0.053
Isophorone	ND	1.0	ug/L	0.50
2-Nitrophenol	ND	2.0	ug/L	1.3
2,4-Dimethylphenol	ND	2.0	ug/L	0.56
bis(2-Chloroethoxy) methane	ND	1.0	ug/L	0.49
2,4-Dichlorophenol	ND	2.0	ug/L	1.1
1,2,4-Trichloro-benzene	ND	1.0	ug/L	0.59
Naphthalene	ND	0.20	ug/L	0.069
4-Chloroaniline	ND	2.0	ug/L	0.56
Hexachlorobutadiene	ND	1.0	ug/L	0.51
4-Chloro-3-methylphenol	ND	2.0	ug/L	0.41
2-Methylnaphthalene	ND	0.20	ug/L	0.061
Hexachlorocyclopenta-diene	ND	10	ug/L	0.74
2,4,6-Trichloro-phenol	ND	5.0	ug/L	1.4
2,4,5-Trichloro-phenol	ND	5.0	ug/L	0.96
2-Chloronaphthalene	ND	1.0	ug/L	0.62
2-Nitroaniline	ND	2.0	ug/L	0.43

(Continued on next page)

Environmental Quality Mgt., Inc.

Client Sample ID: FWGBKGmw-021C-0473-GW

GC/MS Semivolatiles

Lot-Sample #...: A7G110101-027 **Work Order #...:** J2LLV1AC **Matrix.....:** WG

PARAMETER	RESULT	REPORTING LIMIT	UNITS	MDL
Dimethyl phthalate	ND	1.0	ug/L	0.44
Acenaphthylene	ND	0.20	ug/L	0.054
2,6-Dinitrotoluene	ND	5.0	ug/L	0.47
3-Nitroaniline	ND	2.0	ug/L	0.67
Acenaphthene	ND	0.20	ug/L	0.054
2,4-Dinitrophenol	ND	5.0	ug/L	3.5
4-Nitrophenol	ND	5.0	ug/L	0.63
Dibenzofuran	ND	1.0	ug/L	0.54
2,4-Dinitrotoluene	ND	5.0	ug/L	0.40
Diethyl phthalate	ND	1.0	ug/L	0.63
4-Chlorophenyl phenyl ether	ND	2.0	ug/L	0.55
Fluorene	ND	0.20	ug/L	0.043
4-Nitroaniline	ND	2.0	ug/L	0.47
4,6-Dinitro-2-methylphenol	ND	5.0	ug/L	0.27
N-Nitrosodiphenylamine	ND	1.0	ug/L	0.46
4-Bromophenyl phenyl ether	ND	2.0	ug/L	0.52
Hexachlorobenzene	ND	0.20	ug/L	0.065
Pentachlorophenol	ND	5.0	ug/L	0.48
Phenanthrene	ND	0.20	ug/L	0.087
Anthracene	ND	0.20	ug/L	0.054
Carbazole	ND	1.0	ug/L	0.54
Di-n-butyl phthalate	ND	1.0	ug/L	0.61
Fluoranthene	ND	0.20	ug/L	0.036
Pyrene	ND	0.20	ug/L	0.048
Butyl benzyl phthalate	ND	1.0	ug/L	0.51
3,3'-Dichlorobenzidine	ND	5.0	ug/L	0.48
Benzo(a)anthracene	ND	0.20	ug/L	0.052
Chrysene	ND	0.20	ug/L	0.048
bis(2-Ethylhexyl) phthalate	**0.88 J,B**	**10**	**ug/L**	**0.88**
Di-n-octyl phthalate	ND	1.0	ug/L	0.39
Benzo(b)fluoranthene	ND	0.20	ug/L	0.049
Benzo(k)fluoranthene	ND	0.20	ug/L	0.049
Benzo(a)pyrene	ND	0.20	ug/L	0.048
Indeno(1,2,3-cd)pyrene	ND	0.20	ug/L	0.065
Dibenz(a,h)anthracene	ND	0.20	ug/L	0.039
Benzo(ghi)perylene	ND	0.20	ug/L	0.053

(Continued on next page)

Environmental Quality Mgt., Inc.

Client Sample ID: FWGBKGmw-021C-0473-GW

GC/MS Semivolatiles

Lot-Sample #...: A7G110101-027 Work Order #...: J2LLV1AC Matrix.....: WG

SURROGATE	PERCENT RECOVERY	RECOVERY LIMITS
Nitrobenzene-d5	70	(32 - 112)
2-Fluorobiphenyl	64	(30 - 110)
Terphenyl-d14	94	(51 - 135)
Phenol-d5	64	(10 - 117)
2-Fluorophenol	38	(19 - 108)
2,4,6-Tribromophenol	76	(42 - 124)

NOTE(S):

J Estimated result. Result is less than RL.

B Method blank contamination. The associated method blank contains the target analyte at a reportable level.

Environmental Quality Mgt., Inc.

Client Sample ID: FWGBKGmw-021C-0473-GW

GC/MS Semivolatiles

Lot-Sample #...: A7G110101-027 **Work Order #...:** J2LLV2AC **Matrix.....:** WG
Date Sampled...: 07/10/07 14:10 **Date Received..:** 07/11/07
Prep Date.....: 07/24/07 **Analysis Date..:** 07/30/07
Prep Batch #...: 7205263
Dilution Factor: 1 **Initial Wgt/Vol:** 1020 mL **Final Wgt/Vol..:** 2 mL
Method.....: SW846 8270C

PARAMETER	RESULT	REPORTING LIMIT	UNITS	MDL
Benzoic acid	ND	10	ug/L	4.4
Benzyl alcohol	ND	5.0	ug/L	0.49
Phenol	ND	1.0	ug/L	0.96
bis(2-Chloroethyl)-ether	ND	1.0	ug/L	0.088
2-Chlorophenol	ND	1.0	ug/L	0.039
1,3-Dichlorobenzene	ND	1.0	ug/L	0.53
1,4-Dichlorobenzene	ND	1.0	ug/L	0.52
1,2-Dichlorobenzene	ND	1.0	ug/L	0.59
2-Methylphenol	ND	1.0	ug/L	0.56
2,2'-oxybis(1-Chloro-propane)	ND	1.0	ug/L	0.52
4-Methylphenol	ND	1.0	ug/L	0.64
N-Nitrosodi-n-propyl-amine	ND	1.0	ug/L	0.53
Hexachloroethane	ND	1.0	ug/L	0.58
Nitrobenzene	ND	1.0	ug/L	0.053
Isophorone	ND	1.0	ug/L	0.50
2-Nitrophenol	ND	2.0	ug/L	1.3
2,4-Dimethylphenol	ND	2.0	ug/L	0.56
bis(2-Chloroethoxy) methane	ND	1.0	ug/L	0.49
2,4-Dichlorophenol	ND	2.0	ug/L	1.1
1,2,4-Trichloro-benzene	ND	1.0	ug/L	0.59
Naphthalene	ND	0.20	ug/L	0.069
4-Chloroaniline	ND	2.0	ug/L	0.56
Hexachlorobutadiene	ND	1.0	ug/L	0.51
4-Chloro-3-methylphenol	ND	2.0	ug/L	0.41
2-Methylnaphthalene	ND	0.20	ug/L	0.061
Hexachlorocyclopenta-diene	ND	10	ug/L	0.74
2,4,6-Trichloro-phenol	ND	5.0	ug/L	1.4
2,4,5-Trichloro-phenol	ND	5.0	ug/L	0.96
2-Chloronaphthalene	ND	1.0	ug/L	0.62
2-Nitroaniline	ND	2.0	ug/L	0.43

(Continued on next page)

Environmental Quality Mgt., Inc.

Client Sample ID: FWGBKGmw-021C-0473-GW

GC/MS Semivolatiles

Lot-Sample #...: A7G110101-027 Work Order #...: J2LLV2AC Matrix.....: WG

PARAMETER	RESULT	REPORTING LIMIT	UNITS	MDL
Dimethyl phthalate	ND	1.0	ug/L	0.44
Acenaphthylene	ND	0.20	ug/L	0.054
2,6-Dinitrotoluene	ND	5.0	ug/L	0.47
3-Nitroaniline	ND	2.0	ug/L	0.67
Acenaphthene	ND	0.20	ug/L	0.054
2,4-Dinitrophenol	ND	5.0	ug/L	3.5
4-Nitrophenol	ND	5.0	ug/L	0.63
Dibenzofuran	ND	1.0	ug/L	0.54
2,4-Dinitrotoluene	ND	5.0	ug/L	0.40
Diethyl phthalate	ND	1.0	ug/L	0.63
4-Chlorophenyl phenyl ether	ND	2.0	ug/L	0.55
Fluorene	ND	0.20	ug/L	0.043
4-Nitroaniline	ND	2.0	ug/L	0.47
4,6-Dinitro-2-methylphenol	ND	5.0	ug/L	0.27
N-Nitrosodiphenylamine	ND	1.0	ug/L	0.46
4-Bromophenyl phenyl ether	ND	2.0	ug/L	0.52
Hexachlorobenzene	ND	0.20	ug/L	0.065
Pentachlorophenol	ND	5.0	ug/L	0.48
Phenanthrene	ND	0.20	ug/L	0.087
Anthracene	ND	0.20	ug/L	0.054
Carbazole	ND	1.0	ug/L	0.54
Di-n-butyl phthalate	ND	1.0	ug/L	0.61
Fluoranthene	ND	0.20	ug/L	0.036
Pyrene	ND	0.20	ug/L	0.048
Butyl benzyl phthalate	ND	1.0	ug/L	0.51
3,3'-Dichlorobenzidine	ND	5.0	ug/L	0.48
Benzo(a)anthracene	ND	0.20	ug/L	0.052
Chrysene	ND	0.20	ug/L	0.048
bis(2-Ethylhexyl) phthalate	**0.99 J,B**	**10**	**ug/L**	**0.88**
Di-n-octyl phthalate	ND	1.0	ug/L	0.39
Benzo(b)fluoranthene	ND	0.20	ug/L	0.049
Benzo(k)fluoranthene	ND	0.20	ug/L	0.049
Benzo(a)pyrene	ND	0.20	ug/L	0.048
Indeno(1,2,3-cd)pyrene	ND	0.20	ug/L	0.065
Dibenz(a,h)anthracene	ND	0.20	ug/L	0.039
Benzo(ghi)perylene	ND	0.20	ug/L	0.053

(Continued on next page)

Environmental Quality Mgt., Inc.

Client Sample ID: FWGBKGmw-021C-0473-GW

GC/MS Semivolatiles

Lot-Sample #...: A7G110101-027 Work Order #...: J2LLV2AC Matrix.....: WG

SURROGATE	PERCENT RECOVERY	RECOVERY LIMITS
Nitrobenzene-d5	53	(32 - 112)
2-Fluorobiphenyl	53	(30 - 110)
Terphenyl-d14	90	(51 - 135)
Phenol-d5	50	(10 - 117)
2-Fluorophenol	22	(19 - 108)
2,4,6-Tribromophenol	68	(42 - 124)

NOTE(S):

J Estimated result. Result is less than RL.

B Method blank contamination. The associated method blank contains the target analyte at a reportable level.

QC Outlier Report: Holding Times

Lab Report Batch: A7G110101 **Lab ID:** STLCAN

					Actual Holding Time			Criteria				Reported Dates (and Times)		
Client Sample ID	Lab Sample ID	Analysis Method	Matrix	Prep Method	Coll To Prep	Prep To Ana	Coll To Ana	Coll To Prep	Prep To Ana	Coll To Ana	Unit of Meas	Collection Date	Preparation Date	Analysis Date
FWGBKGmw-004C-0	A7G110101018	8270C	AQ	3520C	14.0	6.0		7	40		Days	07/10/2007	07/24/2007	07/30/2007
FWGBKGmw-008C-0	A7G110101016	8270C	AQ	3520C	14.0	6.0		7	40		Days	07/10/2007	07/24/2007	07/30/2007
FWGBKGmw-012C-0	A7G110101006	8270C	AQ	3520C	14.0	6.0		7	40		Days	07/10/2007	07/24/2007	07/30/2007
FWGBKGmw-021C-0	A7G110101027	8270C	AQ	3520C	14.0	6.0		7	40		Days	07/10/2007	07/24/2007	07/30/2007
FWGCBPmw-006C-0	A7G110101003	8270C	AQ	3520C	14.0	6.0		7	40		Days	07/10/2007	07/24/2007	07/30/2007
FWGCBPmw-007C-0	A7G110101001	8270C	AQ	3520C	14.0	7.0		7	40		Days	07/10/2007	07/24/2007	07/31/2007
FWGEQUIPRinse2-0	A7G110101005	8270C	AQ	3520C	14.0	6.0		7	40		Days	07/10/2007	07/24/2007	07/30/2007
FWGLL12mw-153C-0	A7G110101025	8270C	AQ	3520C	14.0	6.0		7	40		Days	07/10/2007	07/24/2007	07/30/2007
FWGLL12mw-182C-0	A7G110101021	8270C	AQ	3520C	14.0	6.0		7	40		Days	07/10/2007	07/24/2007	07/30/2007
FWGLL12mw-183C-0	A7G110101012	8270C	AQ	3520C	14.0	6.0		7	40		Days	07/10/2007	07/24/2007	07/30/2007
FWGLL12mw-183C-0	A7G110101012S	8270C	AQ	3520C	14.0	6.0		7	40		Days	07/10/2007	07/24/2007	07/30/2007
FWGLL12mw-183C-0	A7G110101012D	8270C	AQ	3520C	14.0	6.0		7	40		Days	07/10/2007	07/24/2007	07/30/2007
FWGLL12mw-186C-0	A7G110101014	8270C	AQ	3520C	14.0	6.0		7	40		Days	07/10/2007	07/24/2007	07/30/2007
FWGLL12mw-DUP2-	A7G110101023	8270C	AQ	3520C	14.0	6.0		7	40		Days	07/10/2007	07/24/2007	07/30/2007
FWGLL1mw-080C-04	A7G110101009	8270C	AQ	3520C	15.0	6.0		7	40		Days	07/09/2007	07/24/2007	07/30/2007

STL NORTH CANTON MS SEMIVOLATILE RUN LOG

INSTRUMENT: A4HP7 DATE: 7-23-07

I.S.#: SV3301 $MeCl_2$ Lot#: E23E44 GC Program #: 2

FILE NAME	LOT # / FILE NAME	SAMPLE PREP	D.F.	QUAL	COMMENTS	ANALYST
7DF0723FT	SV3341			OK	(14:32)	JS
7SMM0723	SV3265			OK	Level II Review By: MA 7/25/07	
7SM0723	SV3264			OK		
7SML0723	SV3263			OK		
7SL0723	SV3262			OK		
7SLL0723	SV3261			rem	BAD INJ	
7HHH0723	SV3269			OK		
7SHH0723	SV3260			OK		
7SH0723	SV3267			OK		
7SMH0723	SV3266			OK		
7SLL0723	SV3261			OK		
ICVTCL	SV3204	70 JP 7-23-07		OK		
QCMRLCK	SV3265		—	OK		
J2LPP1AA	B MB	7-11	1L-2-1 5f	rem	IS ↓	
J2LPP1AC	C LCS	↓		OK reXt		
J2JRX1AA	B	7-10		OK		
J2JRX1AC	C			OK		
J2JL11AC				OK		
J2JL31AC				OK		
J2JL51AC				OK		
J2JL71AC				rem	IS ↓	
J2JMA1AE				OK		
J2JMA1AF	MS		500-2-1	OK		
J2JMA1AG	MSD		↓	OK		
J2JMD1AC			1L-2-1	OK		
J2JMG1AC				OK		
J2JMK1AC				rem	IS ↓	
J2JMM1AC				OK		
J2JMQ1AC				OK		
J2JKL1AC	JP 7-23-07	7-11		rem	IS ↓ ReXt	
J2LKQ1AC				OK		
J2LKT1AC				rem	IS ↓	

STL NORTH CANTON MS SEMIVOLATILE RUN LOG

INSTRUMENT: A4HP7 DATE: 7-23-07

I.S.#: SV3301 $MeCl_2$ Lot#: E23E4Y GC Program #: 2

FILE NAME	LOT # / FILE NAME	SAMPLE PREP	D.F.	QUAL	COMMENTS	ANALYST
7DF0723+T	SV3341			OK	(14:32)	JS
SEE PAGE	61	for Stds		—	Level II Review By:	
J2LK41AE		7-11 1L-2-1	St	rer	IS ↓ REXT	
J2LK41AF	MS	5D-2-1		rer	IS ↓	
J2LK41AG	MSD	↓		rer	IS ↓	
QCMRLCL	SV3265	— —	—	OK		
J1Q7DBLK		6-26 1L-2-1	St	OK	* DNR	
J1M96BLK		6-24 30g-2-1	↓	rer	* DNR at of fine	

7-23-07

STL NORTH CANTON MS SEMIVOLATILE RUN LOG

INSTRUMENT: A4HP7 DATE: 7-24-07

I.S.#: SV3301 $MeCl_2$ Lot#: E23E44 GC Program #: 2

FILE NAME	LOT # / FILE NAME	SAMPLE PREP	D.F.	QUAL	COMMENTS	ANALYST
7DF0724+T	SV3341			OK	(9:06)	
7SMH0724	SV3266			OK	Level II Review By: MM 7/27/07	
QCMRLCK	SV3265			OK		
J2RB31AA	B	7-13 1L-2-1	SI	OK		
J2RB31AC	C			rerun		
J2RB51AA	B			OK		
J2RB51AC	C			OK		
J2LKV1AC		7-11		OK		
J2LK01AC				OK		
J2LK81AE				OK		
J2LLC1AC				OK		
J2LLE1AC				OK		
J2LLH1AC				OK		
J2LLN1AC				OK		
J2LLR1AC				OK		
J2LLV1AC				OK		
J2N9X1AC		7-13		OK		
J2N931AC				OK		
J2N951AC				OK		
J2N971AC				OK		
J2N991AC				OK		
J2PAM1AC				OK		
J2PC81AE				OK		
J2PC81AF	MS	500-2-1		OK		
J2PC81AG	MSD	1		OK		
J2PA21AC		1L-2-1		OK		
J2PCQ1AC				OK		
J2PCV1AC				OK		
J2PC21AC				rerun		
QCMRLCL	SV3265	— —	—	OK		
J1571BLK		7-1 30g-2-1	SI	OK		
J1M96BLK		6-24 1	1	OK		

STL NORTH CANTON MS SEMIVOLATILE RUN LOG

INSTRUMENT: A4HP7 DATE: 7-30-07

I.S.#: SV3301 Mecl$_2$ Lot#: E23E44 GC Program #: 2

FILE NAME	LOT # / FILE NAME	SAMPLE PREP	D.F.	QUAL	COMMENTS	ANALYST
7DF0730+T	SV3341			OK	(9:02)	JB.
7SMH0730	SV3266			OK	Level II Review By:	
QCMRLCK	SV3265			OK	7/31	
J2LPP1AA	B	7-11 1L-2-1	St	OK		
J~~2LPP1AC~~	C J2RE31AC	7-13		OK rext		
J2PC21AC				OK		
J2PDE1AC				OK		
J2JL71AC		7-10		OK		
J2JMK1AC				OK		
J2LKL1AC		7-11		OK		
J2LKT1AC				OK		
J2LKY1AE				OK		
J2LKY1AF	MS	500-2-1		OK		
J2LKY1AG	MSD			OK		
J2Q8W1AE		7-13 1L-2-1		OK		
J2Q8W1AF	MS	500-2-1		rerun	IS ↓	
J2Q8W1AG	MSD			OK		
J2PDC1AC		1L-2-1		OK		
J2Q9Q1AD				OK		
J2Q9V1AD				OK		
J2Q941AD				OK		
J2Q9L1AD				OK		
J2Q991AD				OK		
J2Q9W1AD				OK		
J2Q901AD				OK		
QCMRLCL	SV3265	— —	-	OK		
J3CT81AC		7-23 30g-2-1	St	OK		
J3CT81AD	MS			OK		
J3CT81AE	MSD			OK		
J24KE1AC		7-19 1L-2-1		OK		
J24L01AC				OK		
J217L1AA				OK		

JB 7-30-07

N:\QAQC\LAB_FORM\MS SEMI RUN LOG Revision 1.0 (12/29/03 mkc).doc

STL NORTH CANTON MS SEMIVOLATILE RUN LOG

INSTRUMENT: A4HP7 DATE: 7-30-07

I.S.#: SV3301 $MeCl_2$ Lot#: E23E44 GC Program #: 2

FILE NAME	LOT # / FILE NAME	SAMPLE PREP	D.F.	QUAL	COMMENTS	ANALYST
7DF0730+T	SV3341			OK	(9:02)	JS.
SEE PAGE	72 for	Stds		—	Level II Review By:	
J217N1AA		7-19 1C-21	5+	OK		
J2P8F1A2		7-24 1ml-10ml	2:100	OK		
J24511AC		7-19 1C-21	5+	OK		
J24511AR	MS	500-21		OK		
J24511AT	MSD			OK		

7-30-07

STL North Canton

CONTINUING CALIBRATION COMPOUNDS

Instrument ID: a4hp7.i Injection Date: 24-JUL-2007 02:08
Lab File ID: QCMRLCL.D Init. Cal. Date(s): 23-JUL-2007 23-JUL-2007
Analysis Type: Init. Cal. Times: 14:52 17:54
Lab Sample ID: QCMRLCL Quant Type: ISTD
Method: \\cansvr11\dd\chem\MSS\a4hp7.i\70723a.b\8270P.m

COMPOUND	RRF / AMOUNT	RF3	CCAL RRF3	MIN RRF	%D / %DRIFT	MAX %D / %DRIFT	CURVE TYPE
9 Pyridine	1.61079	1.53149	1.53149	0.010	4.92334	50.00000	Averaged
10 N-Nitrosodimethylamine	1.03046	0.98044	0.98044	0.010	4.85431	50.00000	Averaged
11 Ethyl methacrylate	1.60142	1.61475	1.61475	0.010	-0.83248	50.00000	Averaged
12 3-Chloropropionitrile	0.84051	0.79941	0.79941	0.010	4.89049	50.00000	Averaged
13 Malononitrile	2.02585	1.92197	1.92197	0.010	5.12769	50.00000	Averaged
209 Benzaldehyde	1.46746	1.41496	1.41496	0.010	3.57745	50.00000	Averaged
21 Aniline	2.80815	2.36990	2.36990	0.010	15.60611	50.00000	Averaged
22 Phenol	2.28093	2.00156	2.00156	0.010	12.24808	20.00000	Averaged
23 bis(2-Chloroethyl)ether	1.66540	1.75950	1.75950	0.010	-5.65082	50.00000	Averaged
24 2-Chlorophenol	1.24018	1.13814	1.13814	0.010	8.22804	50.00000	Averaged
26 1,3-Dichlorobenzene	1.29772	1.27119	1.27119	0.010	2.04387	50.00000	Averaged
27 1,4-Dichlorobenzene	1.34591	1.36937	1.36937	0.010	-1.74246	20.00000	Averaged
28 1,2-Dichlorobenzene	1.31197	1.16518	1.16518	0.010	11.18855	50.00000	Averaged
29 Benzyl Alcohol	1.04499	0.90945	0.90945	0.010	12.97002	50.00000	Averaged
30 2-Methylphenol	1.46712	1.19928	1.19928	0.010	18.25619	50.00000	Averaged
31 bis(2-Chloroisopropyl)ether	1.65201	1.43063	1.43063	0.010	13.40015	50.00000	Averaged
37 Acetophenone	2.48455	2.22682	2.22682	0.010	10.37345	50.00000	Averaged
32 N-Nitroso-di-n-propylamine	1.79352	1.65259	1.65259	0.050	7.85778	50.00000	Averaged
192 4-Methylphenol	1.54829	1.35234	1.35234	0.010	12.65581	50.00000	Averaged
34 Hexachloroethane	0.67908	0.62308	0.62308	0.010	8.24663	50.00000	Averaged
35 Nitrobenzene	0.61654	0.58778	0.58778	0.010	4.66364	50.00000	Averaged
41 Isophorone	1.00216	0.99201	0.99201	0.010	1.01242	50.00000	Averaged
42 2-Nitrophenol	2.50000	2.41098	0.16179	0.010	3.56081	0.000e+000	Quadratic
43 2,4-Dimethylphenol	0.51662	0.49756	0.49756	0.010	3.68937	50.00000	Averaged
44 bis(2-Chloroethoxy)methane	0.52134	0.48866	0.48866	0.010	6.26899	50.00000	Averaged
46 2,4-Toluenediamene	2.50000	2.74802	0.20000	0.010	-9.92084	0.000e+000	Quadratic
47 1,3,5-Trichlorobenzene	0.30968	0.31653	0.31653	0.010	-2.21357	50.00000	Averaged
48 2,4-Dichlorophenol	0.25439	0.26064	0.26064	0.010	-2.45855	20.00000	Averaged
49 Benzoic Acid 58.9	5.00000	2.94339	0.09667	0.010	41.13212	0.000e+000	Quadratic
50 1,2,4-Trichlorobenzene	0.28061	0.28414	0.28414	0.010	-1.25733	50.00000	Averaged
51 Naphthalene	0.94036	0.95318	0.95318	0.010	-1.36381	50.00000	Averaged
52 4-Chloroaniline	0.40867	0.36771	0.36771	0.010	10.02306	50.00000	Averaged
56 Hexachlorobutadiene	0.19224	0.20400	0.20400	0.010	-6.11412	20.00000	Averaged
210 Caprolactam	0.11598	0.09508	0.09508	0.010	18.02460	50.00000	Averaged
57 1,2,3-Trichlorobenzene	0.27332	0.27576	0.27576	0.010	-0.89281	50.00000	Averaged
59 4-Chloro-3-Methylphenol	0.43752	0.42772	0.42772	0.010	2.23777	20.00000	Averaged
62 2-Methylnaphthalene	0.54950	0.55909	0.55909	0.010	-1.74442	50.00000	Averaged
63 1-Methylnaphthalene	0.60957	0.56537	0.56537	0.010	7.25075	50.00000	Averaged
64 Hexachlorocyclopentadiene	2.50000	2.24477	0.33689	0.050	10.20907	0.000e+000	Quadratic
66 2,4,6-Trichlorophenol	0.35596	0.33492	0.33492	0.010	5.91036	20.00000	Averaged
67 2,4,5-Trichlorophenol	0.38582	0.36196	0.36196	0.010	6.18355	50.00000	Averaged
211 1,1'-Biphenyl	2.50000	2.45848	1.31946	0.010	1.66093	0.000e+000	Quadratic

STL North Canton

CONTINUING CALIBRATION COMPOUNDS

Instrument ID: a4hp7.i
Lab File ID: QCMRLCL.D
Analysis Type:
Lab Sample ID: QCMRLCL
Method: \\cansvr11\dd\chem\MSS\a4hp7.i\70723a.b\8270P.m

Injection Date: 24-JUL-2007 02:08
Init. Cal. Date(s): 23-JUL-2007 23-JUL-2007
Init. Cal. Times: 14:52 17:54
Quant Type: ISTD

COMPOUND	RRF / AMOUNT	RF3	CCAL RRF3	MIN RRF	%D / %DRIFT	MAX %D / %DRIFT	CURVE TYPE
68 1,2,3,5-Tetrachlorobenzene	0.56612	0.57387	0.57387	0.010	-1.36872	50.00000	Averaged
70 2-Chloronaphthalene	1.02817	0.98334	0.98334	0.010	4.36099	50.00000	Averaged
73 2-Nitroaniline	0.63661	0.61194	0.61194	0.010	3.87536	50.00000	Averaged
74 1,2,3,4-Tetrachlorobenzene	0.52147	0.51658	0.51658	0.010	0.93822	50.00000	Averaged
76 Dimethylphthalate	1.25225	1.21286	1.21286	0.010	3.14518	50.00000	Averaged
78 2,6-Dinitrotoluene	0.27478	0.25014	0.25014	0.010	8.96690	50.00000	Averaged
79 Acenaphthylene	1.69229	1.58915	1.58915	0.010	6.09473	50.00000	Averaged
80 1,2-Dinitrobenzene	0.13036	0.13150	0.13150	0.010	-0.87958	50.00000	Averaged
81 3-Nitroaniline	0.27476	0.25426	0.25426	0.010	7.46291	50.00000	Averaged
82 Acenaphthene	2.50000	2.47666	1.06520	0.010	0.93352	0.000e+000	Quadratic
83 2,4-Dinitrophenol 41.46	5.00000	2.07318	0.06933	0.050	58.53637	0.000e+000	Quadratic
85 4-Nitrophenol 8e.3	2.50000	1.40873	0.17187	0.050	43.65064	0.000e+000	Quadratic
86 Dibenzofuran	1.48549	1.44569	1.44569	0.010	2.67879	50.00000	Averaged
87 2,4-Dinitrotoluene	0.36913	0.34769	0.34769	0.010	5.80692	50.00000	Averaged
91 2,3,5,6-Tetrachlorophenol	0.32434	0.28258	0.28258	0.010	12.87451	50.00000	Averaged
93 Diethylphthalate	1.35702	1.35647	1.35647	0.010	0.04062	50.00000	Averaged
94 Fluorene	2.50000	2.54641	1.27732	0.010	-1.85636	0.000e+000	Quadratic
95 4-Chlorophenyl-phenylether	0.61363	0.60552	0.60552	0.010	1.32165	50.00000	Averaged
96 4-Nitroaniline	2.50000	2.27878	0.28833	0.010	8.84894	0.000e+000	Quadratic
98 4,6-Dinitro-2-methylphenol	2.50000	1.44444	0.06844	0.010	42.22224	0.000e+000	Quadratic
99 N-Nitrosodiphenylamine	0.49504	0.46967	0.46967	0.010	5.12560	20.00000	Averaged
100 1,2-Diphenylhydrazine	1.21864	1.16598	1.16598	0.010	4.32120	50.00000	Averaged
106 4-Bromophenyl-phenylether	0.19011	0.18526	0.18526	0.010	2.55041	50.00000	Averaged
107 Hexachlorobenzene	0.18966	0.19024	0.19024	0.010	-0.30894	50.00000	Averaged
212 Atrazine	0.19129	0.19061	0.19061	0.010	0.35949	50.00000	Averaged
111 Pentachlorophenol 64.5	5.00000	3.22410	0.08965	0.010	35.51805	0.000e+000	Quadratic
115 Phenanthrene	1.00617	0.94542	0.94542	0.010	6.03736	50.00000	Averaged
116 Anthracene	1.02305	0.94185	0.94185	0.010	7.93678	50.00000	Averaged
119 Carbazole	0.90454	0.82603	0.82603	0.010	8.67967	50.00000	Averaged
120 Di-n-Butylphthalate	1.27582	1.13716	1.13716	0.010	10.86841	50.00000	Averaged
123 Fluoranthene	1.07398	1.01166	1.01166	0.010	5.80259	20.00000	Averaged
124 Benzidine	2.50000	1.86119	0.36151	0.010	25.55222	0.000e+000	Quadratic
125 Pyrene	1.17094	1.12664	1.12664	0.010	3.78310	50.00000	Averaged
131 Butylbenzylphthalate	0.55768	0.50819	0.50819	0.010	8.87547	50.00000	Averaged
133 3,3'-Dimethoxybenzidine	0.25308	0.19773	0.19773	0.010	21.87026	50.00000	Averaged
135 3,3'-Dichlorobenzidine	0.44656	0.40202	0.40202	0.010	9.97521	50.00000	Averaged
136 Benzo(a)Anthracene	1.19572	1.07887	1.07887	0.010	9.77193	50.00000	Averaged
137 Chrysene	1.08639	0.96241	0.96241	0.010	11.41166	50.00000	Averaged
138 4,4'-Methylene bis(o-chloro	0.23640	0.20671	0.20671	0.010	12.56049	50.00000	Averaged
139 bis(2-ethylhexyl)Phthalate	0.80848	0.72933	0.72933	0.010	9.79019	50.00000	Averaged
140 Di-n-octylphthalate	1.48499	1.43679	1.43679	0.010	3.24590	20.00000	Averaged
141 Benzo(b)fluoranthene	1.17770	1.07265	1.07265	0.010	8.91948	50.00000	Averaged

STL North Canton

CONTINUING CALIBRATION COMPOUNDS

Instrument ID: a4hp7.i Injection Date: 24-JUL-2007 02:08
Lab File ID: QCMRLCL.D Init. Cal. Date(s): 23-JUL-2007 23-JUL-2007
Analysis Type: Init. Cal. Times: 14:52 17:54
Lab Sample ID: QCMRLCL Quant Type: ISTD
Method: \\cansvr11\dd\chem\MSS\a4hp7.i\70723a.b\8270P.m

COMPOUND	RRF / AMOUNT	RF3	CCAL RRF3	MIN RRF	%D / %DRIFT	MAX %D / %DRIFT	CURVE TYPE
142 Benzo(k)fluoranthene	1.20575	1.22719	1.22719	0.010	-1.77863	50.00000	Averaged
146 Benzo(a)pyrene	1.05840	1.01861	1.01861	0.010	3.75930	20.00000	Averaged
149 Indeno(1,2,3-cd)pyrene	1.11914	1.08444	1.08444	0.010	3.10063	50.00000	Averaged
150 Dibenz(a,h)anthracene	0.94279	0.89119	0.89119	0.010	5.47326	50.00000	Averaged
151 Benzo(g,h,i)perylene	0.92121	0.89123	0.89123	0.010	3.25401	50.00000	Averaged
198 1,4-Dioxane	0.54735	0.60544	0.60544	0.010	-10.61326	50.00000	Averaged
$ 154 Nitrobenzene-d5	0.59373	0.60317	0.60317	0.010	-1.59031	50.00000	Averaged
$ 155 2-Fluorobiphenyl	1.23040	1.20040	1.20040	0.010	2.43823	50.00000	Averaged
$ 156 Terphenyl-d14	0.83232	0.79265	0.79265	0.010	4.76665	50.00000	Averaged
$ 157 Phenol-d5	2.02250	1.81398	1.81398	0.010	10.31010	50.00000	Averaged
$ 158 2-Fluorophenol	1.19456	1.15700	1.15700	0.010	3.14402	50.00000	Averaged
$ 159 2,4,6-Tribromophenol	0.16076	0.15544	0.15544	0.010	3.30960	50.00000	Averaged
$ 186 2-Chlorophenol-d4	1.17416	1.03858	1.03858	0.010	11.54703	50.00000	Averaged
$ 187 1,2-Dichlorobenzene-d4	0.81106	0.72937	0.72937	0.010	10.07240	50.00000	Averaged
M 195 Cresols, total	3.01541	2.55162	2.55162	0.010	15.38063	50.00000	Averaged
101 Diphenylamine	0.49504	0.46967	0.46967	0.010	5.12560	50.00000	Averaged

METHOD BLANK REPORT

GC/MS Semivolatiles

Client Lot #...: A7G110101 **Work Order #...:** J2LPP1AA **Matrix.....:** WATER
MB Lot-Sample #: A7G110000-095

Prep Date.....: 07/11/07 **Final Wgt/Vol..:** 2 mL
Analysis Date..: 07/30/07 **Prep Batch #...:** 7192095
Dilution Factor: 1 **Initial Wgt/Vol:** 1000 mL

PARAMETER	RESULT	REPORTING LIMIT	UNITS	METHOD
Benzoic acid	ND	10	ug/L	SW846 8270C
Benzyl alcohol	ND	5.0	ug/L	SW846 8270C
Phenol	ND	1.0	ug/L	SW846 8270C
bis(2-Chloroethyl)-ether	ND	1.0	ug/L	SW846 8270C
2-Chlorophenol	ND	1.0	ug/L	SW846 8270C
1,3-Dichlorobenzene	ND	1.0	ug/L	SW846 8270C
1,4-Dichlorobenzene	ND	1.0	ug/L	SW846 8270C
1,2-Dichlorobenzene	ND	1.0	ug/L	SW846 8270C
2-Methylphenol	ND	1.0	ug/L	SW846 8270C
2,2'-oxybis(1-Chloro-propane)	ND	1.0	ug/L	SW846 8270C
4-Methylphenol	ND	1.0	ug/L	SW846 8270C
N-Nitrosodi-n-propyl-amine	ND	1.0	ug/L	SW846 8270C
Hexachloroethane	ND	1.0	ug/L	SW846 8270C
Nitrobenzene	ND	1.0	ug/L	SW846 8270C
Isophorone	ND	1.0	ug/L	SW846 8270C
2-Nitrophenol	ND	2.0	ug/L	SW846 8270C
2,4-Dimethylphenol	ND	2.0	ug/L	SW846 8270C
bis(2-Chloroethoxy) methane	ND	1.0	ug/L	SW846 8270C
2,4-Dichlorophenol	ND	2.0	ug/L	SW846 8270C
1,2,4-Trichloro-benzene	ND	1.0	ug/L	SW846 8270C
Naphthalene	ND	0.20	ug/L	SW846 8270C
4-Chloroaniline	ND	2.0	ug/L	SW846 8270C
Hexachlorobutadiene	ND	1.0	ug/L	SW846 8270C
4-Chloro-3-methylphenol	ND	2.0	ug/L	SW846 8270C
2-Methylnaphthalene	ND	0.20	ug/L	SW846 8270C
Hexachlorocyclopenta-diene	ND	10	ug/L	SW846 8270C
2,4,6-Trichloro-phenol	ND	5.0	ug/L	SW846 8270C
2,4,5-Trichloro-phenol	ND	5.0	ug/L	SW846 8270C
2-Chloronaphthalene	ND	1.0	ug/L	SW846 8270C
2-Nitroaniline	ND	2.0	ug/L	SW846 8270C
Dimethyl phthalate	ND	1.0	ug/L	SW846 8270C
Acenaphthylene	ND	0.20	ug/L	SW846 8270C
2,6-Dinitrotoluene	ND	5.0	ug/L	SW846 8270C

(Continued on next page)

METHOD BLANK REPORT

GC/MS Semivolatiles

Client Lot #...: A7G110101 **Work Order #...:** J2LPP1AA **Matrix.....:** WATER

PARAMETER	RESULT	REPORTING LIMIT	UNITS	METHOD
3-Nitroaniline	ND	2.0	ug/L	SW846 8270C
Acenaphthene	ND	0.20	ug/L	SW846 8270C
2,4-Dinitrophenol	ND	5.0	ug/L	SW846 8270C
4-Nitrophenol	ND	5.0	ug/L	SW846 8270C
Dibenzofuran	ND	1.0	ug/L	SW846 8270C
2,4-Dinitrotoluene	ND	5.0	ug/L	SW846 8270C
Diethyl phthalate	ND	1.0	ug/L	SW846 8270C
4-Chlorophenyl phenyl ether	ND	2.0	ug/L	SW846 8270C
Fluorene	ND	0.20	ug/L	SW846 8270C
4-Nitroaniline	ND	2.0	ug/L	SW846 8270C
4,6-Dinitro-2-methylphenol	ND	5.0	ug/L	SW846 8270C
N-Nitrosodiphenylamine	ND	1.0	ug/L	SW846 8270C
4-Bromophenyl phenyl ether	ND	2.0	ug/L	SW846 8270C
Hexachlorobenzene	ND	0.20	ug/L	SW846 8270C
Pentachlorophenol	ND	5.0	ug/L	SW846 8270C
Phenanthrene	ND	0.20	ug/L	SW846 8270C
Anthracene	ND	0.20	ug/L	SW846 8270C
Carbazole	ND	1.0	ug/L	SW846 8270C
Di-n-butyl phthalate	ND	1.0	ug/L	SW846 8270C
Fluoranthene	ND	0.20	ug/L	SW846 8270C
Pyrene	ND	0.20	ug/L	SW846 8270C
Butyl benzyl phthalate	ND	1.0	ug/L	SW846 8270C
3,3'-Dichlorobenzidine	ND	5.0	ug/L	SW846 8270C
Benzo(a)anthracene	ND	0.20	ug/L	SW846 8270C
Chrysene	ND	0.20	ug/L	SW846 8270C
bis(2-Ethylhexyl) phthalate	**1.0 J**	**10**	**ug/L**	**SW846 8270C**
Di-n-octyl phthalate	ND	1.0	ug/L	SW846 8270C
Benzo(b)fluoranthene	ND	0.20	ug/L	SW846 8270C
Benzo(k)fluoranthene	ND	0.20	ug/L	SW846 8270C
Benzo(a)pyrene	ND	0.20	ug/L	SW846 8270C
Indeno(1,2,3-cd)pyrene	ND	0.20	ug/L	SW846 8270C
Dibenz(a,h)anthracene	ND	0.20	ug/L	SW846 8270C
Benzo(ghi)perylene	ND	0.20	ug/L	SW846 8270C

SURROGATE	PERCENT RECOVERY	RECOVERY LIMITS
Nitrobenzene-d5	82	(32 - 112)
2-Fluorobiphenyl	79	(30 - 110)
Terphenyl-d14	102	(51 - 135)
Phenol-d5	68	(10 - 117)
2-Fluorophenol	28	(19 - 108)

(Continued on next page)

METHOD BLANK REPORT

GC/MS Semivolatiles

Client Lot #...: A7G110101 **Work Order #...:** J2LPP1AA **Matrix.....:** WATER

PARAMETER	RESULT	REPORTING LIMIT	UNITS	METHOD
2,4,6-Tribromophenol	83	(42 - 124)		

NOTE(S):

Calculations are performed before rounding to avoid round-off errors in calculated results.

J Estimated result. Result is less than RL.

Method Blank Outlier Report

Lab Reporting Batch : A7G110101 **Lab ID:** STLCAN

Analysis Method : 8270C **Analysis Date :** 07/30/2007

Preparation Type : 3520C **Preparation Date :** 07/11/2007

Method Blank Lab Sample ID : A7G110000095B **Preparation Batch :** 7192095

bis(2-Ethylhexyl) phthalate	Result	Reporting Limit	Units	Lab Qual	Comments
Method Blank Result:	1.0	10	ug/L	J	Common Contaminant

bis(2-Ethylhexyl) phthalate was qualified due to method blank contamination in the following associated samples:

Client Sample ID	Lab Sample ID	Dilution	Result	Lab Qual	Result Units
FWGBKGmw-008C-0463-G	A7G110101016	1	3.3	J B	ug/L
FWGBKGmw-012C-0465-G	A7G110101006	1	2.4	J B	ug/L
FWGBKGmw-021C-0473-G	A7G110101027	1	0.88	J B	ug/L
FWGCBPmw-006C-0474-G	A7G110101003	1	2.5	J B	ug/L
FWGCBPmw-007C-0475-G	A7G110101001	1	4.3	J B	ug/L
FWGEQUIPRinse2-0502-GW	A7G110101005	1	3.9	J B	ug/L
FWGLL12mw-182C-0481-G	A7G110101021	1	3.7	J B	ug/L
FWGLL12mw-183C-0482-G	A7G110101012	1	2.1	J B	ug/L
FWGLL12mw-186C-0483-G	A7G110101014	1	0.97	J B	ug/L
FWGLL12mw-DUP2-0498-G	A7G110101023	1	2.7	J B	ug/L
FWGLL1mw-080C-0485-GW	A7G110101009	1	3.0	J B	ug/L

No qual; result less than ½MRL acceptable per LCG. dtw

LABORATORY CONTROL SAMPLE EVALUATION REPORT

GC/MS Semivolatiles

Client Lot #...: A7G110101 **Work Order #...:** J2LPP1AC **Matrix.....:** WATER
LCS Lot-Sample#: A7G110000-095
Prep Date.....: 07/11/07 **Analysis Date..:** 07/23/07
Prep Batch #...: 7192095
Dilution Factor: 1 **Final Wgt/Vol..:** 2 mL
Initial Wgt/Vol: 1000 mL

PARAMETER	PERCENT RECOVERY	RECOVERY LIMITS	METHOD
Benzoic acid	0.0 a	(30 - 136)	SW846 8270C
Phenol	**34**	**(30 - 115)**	**SW846 8270C**
bis(2-Chloroethyl)-ether	86	(30 - 115)	SW846 8270C
2-Chlorophenol	**17 a**	**(30 - 120)**	**SW846 8270C**
1,3-Dichlorobenzene	47	(30 - 120)	SW846 8270C
1,4-Dichlorobenzene	**49**	**(30 - 115)**	**SW846 8270C**
1,2-Dichlorobenzene	55	(30 - 120)	SW846 8270C
2-Methylphenol	69	(30 - 116)	SW846 8270C
bis(2-Chloroisopropyl) ether	81	(50 - 150)	SW846 8270C
4-Methylphenol	69	(31 - 115)	SW846 8270C
N-Nitrosodi-n-propyl-amine	**91**	**(30 - 132)**	**SW846 8270C**
Hexachloroethane	32	(30 - 120)	SW846 8270C
Nitrobenzene	86	(31 - 115)	SW846 8270C
Isophorone	99	(33 - 115)	SW846 8270C
2-Nitrophenol	18 a	(33 - 115)	SW846 8270C
2,4-Dimethylphenol	56	(31 - 120)	SW846 8270C
bis(2-Chloroethoxy) methane	84	(30 - 115)	SW846 8270C
2,4-Dichlorophenol	26 a	(34 - 115)	SW846 8270C
1,2,4-Trichloro-benzene	**53**	**(30 - 120)**	**SW846 8270C**
Naphthalene	71	(30 - 119)	SW846 8270C
4-Chloroaniline	79	(30 - 133)	SW846 8270C
Hexachlorobutadiene	35	(30 - 120)	SW846 8270C
4-Chloro-3-methylphenol	**82**	**(31 - 121)**	**SW846 8270C**
2-Methylnaphthalene	81	(32 - 115)	SW846 8270C
Hexachlorocyclopenta-diene	17 a	(30 - 115)	SW846 8270C
2,4,6-Trichloro-phenol	27 a	(39 - 115)	SW846 8270C

(Continued on next page)

LABORATORY CONTROL SAMPLE EVALUATION REPORT

GC/MS Semivolatiles

Client Lot #...: A7G110101 **Work Order #...:** J2LPP1AC **Matrix.....:** WATER
LCS Lot-Sample#: A7G110000-095

PARAMETER	PERCENT RECOVERY	RECOVERY LIMITS	METHOD
2,4,5-Trichloro-phenol	41	(36 - 135)	SW846 8270C
2-Chloronaphthalene	83	(35 - 115)	SW846 8270C
2-Nitroaniline	99	(36 - 140)	SW846 8270C
Dimethyl phthalate	103	(42 - 116)	SW846 8270C
Acenaphthylene	89	(37 - 115)	SW846 8270C
2,6-Dinitrotoluene	105	(43 - 122)	SW846 8270C
3-Nitroaniline	96	(30 - 138)	SW846 8270C
Acenaphthene	**85**	**(31 - 120)**	**SW846 8270C**
2,4-Dinitrophenol	39	(29 - 146)	SW846 8270C
4-Nitrophenol	**89**	**(30 - 138)**	**SW846 8270C**
Dibenzofuran	94	(40 - 115)	SW846 8270C
2,4-Dinitrotoluene	**105**	**(34 - 151)**	**SW846 8270C**
Diethyl phthalate	105	(43 - 132)	SW846 8270C
4-Chlorophenyl phenyl ether	101	(40 - 115)	SW846 8270C
Fluorene	90	(41 - 115)	SW846 8270C
4-Nitroaniline	96	(30 - 140)	SW846 8270C
4,6-Dinitro-2-methylphenol	70	(42 - 144)	SW846 8270C
N-Nitrosodiphenylamine	96	(35 - 124)	SW846 8270C
4-Bromophenyl phenyl ether	101	(43 - 118)	SW846 8270C
Hexachlorobenzene	99	(42 - 123)	SW846 8270C
Pentachlorophenol	**72**	**(30 - 150)**	**SW846 8270C**
Phenanthrene	96	(45 - 117)	SW846 8270C
Anthracene	96	(45 - 118)	SW846 8270C
Carbazole	101	(49 - 126)	SW846 8270C
Di-n-butyl phthalate	103	(46 - 123)	SW846 8270C
Fluoranthene	107	(47 - 132)	SW846 8270C
Pyrene	**96**	**(35 - 139)**	**SW846 8270C**
Butyl benzyl phthalate	101	(37 - 136)	SW846 8270C
3,3'-Dichlorobenzidine	57	(30 - 160)	SW846 8270C
Benzo(a)anthracene	94	(43 - 138)	SW846 8270C
Chrysene	97	(42 - 142)	SW846 8270C
bis(2-Ethylhexyl) phthalate	102	(30 - 154)	SW846 8270C

(Continued on next page)

LABORATORY CONTROL SAMPLE EVALUATION REPORT

GC/MS Semivolatiles

Client Lot #...: A7G110101 **Work Order #...:** J2LPP1AC **Matrix.....:** WATER
LCS Lot-Sample#: A7G110000-095

PARAMETER	PERCENT RECOVERY	RECOVERY LIMITS	METHOD
Di-n-octyl phthalate	103	(36 - 151)	SW846 8270C
Benzo(b)fluoranthene	102	(31 - 146)	SW846 8270C
Benzo(k)fluoranthene	102	(40 - 127)	SW846 8270C
Benzo(a)pyrene	102	(38 - 144)	SW846 8270C
Indeno(1,2,3-cd)pyrene	105	(37 - 130)	SW846 8270C
Dibenz(a,h)anthracene	107	(38 - 130)	SW846 8270C
Benzo(ghi)perylene	107	(35 - 129)	SW846 8270C
Atrazine	116	(30 - 120)	SW846 8270C
Acetophenone	82	(30 - 120)	SW846 8270C
1,1'-Biphenyl	77	(30 - 120)	SW846 8270C
Caprolactam	89	(30 - 120)	SW846 8270C
Benzaldehyde	92	(30 - 120)	SW846 8270C

SURROGATE	PERCENT RECOVERY	RECOVERY LIMITS
Nitrobenzene-d5	83	(32 - 112)
2-Fluorobiphenyl	85	(30 - 110)
Terphenyl-d14	106	(51 - 135)
Phenol-d5	35	(10 - 117)
2-Fluorophenol	4.5 *	(19 - 108)
2,4,6-Tribromophenol	58	(42 - 124)

NOTE(S):

Calculations are performed before rounding to avoid round-off errors in calculated results.

Bold print denotes control parameters

a Spiked analyte recovery is outside stated control limits.

* Surrogate recovery is outside stated control limits.

Laboratory Control Sample / Laboratory Control Sample Duplicate Outlier Report

Method Batch : 7192095 **Analysis Method :** 8270C **Analysis Date :** 07/23/2007

Preparation Batch : 7192095 **Preparation Type :** 3520C **Preparation Date :** 07/11/2007

Lab Reporting Batch : A7G110101 **Lab ID:** STLCAN

LCS Lab Sample ID	Matrix	Analyte Name	Reported Values		Project Limits (Percent)			
			Percent Recovery	RPD	Rejection Point	Lower Limit	Upper Limit	RPD
A7G110000095C	AQ	2,4,6-Trichlorophenol	27		30.00	39.00	115.00	30.00
		2,4-Dichlorophenol	26		30.00	34.00	115.00	30.00
		2-Chlorophenol	17		30.00	30.00	120.00	30.00
		2-Nitrophenol	18		30.00	33.00	115.00	30.00
		Benzoic acid	0.0		30.00	30.00	136.00	30.00
		Hexachlorocyclopentadiene	17		30.00	30.00	115.00	30.00

Associated Samples

Client Sample ID	Lab Sample ID
FWGBKGmw-004C-0460-GW	A7G110101018
FWGBKGmw-008C-0463-GW	A7G110101016
FWGBKGmw-012C-0465-GW	A7G110101006
FWGBKGmw-021C-0473-GW	A7G110101027
FWGCBPmw-006C-0474-GW	A7G110101003
FWGCBPmw-007C-0475-GW	A7G110101001
FWGEQUIPRinse2-0502-GW	A7G110101005
FWGLL12mw-153C-0480-GW	A7G110101025
FWGLL12mw-182C-0481-GW	A7G110101021
FWGLL12mw-183C-0482-GW	A7G110101012
FWGLL12mw-186C-0483-GW	A7G110101014
FWGLL12mw-DUP2-0498-GW	A7G110101023
FWGLL1mw-080C-0485-GW	A7G110101009

Scope of Data Qualification: The outlier in the LCS qualifies that analyte in all samples with the same Preparation Batch ID as the LCS

Project Number and Name: 030240.0005 - Ravenna GW

MATRIX SPIKE SAMPLE EVALUATION REPORT

GC/MS Semivolatiles

Client Lot #...: A7G110101 **Work Order #...:** J2LK41AF-MS **Matrix.....:** WG
MS Lot-Sample #: A7G110101-012 J2LK41AG-MSD
Date Sampled...: 07/10/07 09:15 **Date Received..:** 07/11/07
Prep Date.....: 07/11/07 **Analysis Date..:** 07/30/07
Prep Batch #...: 7192095
Dilution Factor: 1 **Initial Wgt/Vol:** 500 mL **Final Wgt/Vol..:** 2 mL

PARAMETER	PERCENT RECOVERY	RECOVERY LIMITS	RPD	RPD LIMITS	METHOD
Benzoic acid	15	(10 - 127)			SW846 8270C
	19	(10 - 127)	25	(0-99)	SW846 8270C
Phenol	**73**	**(10 - 116)**			**SW846 8270C**
	68	**(10 - 116)**	**6.4**	**(0-43)**	**SW846 8270C**
bis(2-Chloroethyl)-ether	81	(57 - 120)			SW846 8270C
	70	(57 - 120)	15	(0-51)	SW846 8270C
2-Chlorophenol	**70**	**(37 - 106)**			**SW846 8270C**
	66	**(37 - 106)**	**5.2**	**(0-43)**	**SW846 8270C**
1,3-Dichlorobenzene	53	(35 - 114)			SW846 8270C
	50	(35 - 114)	4.3	(0-89)	SW846 8270C
1,4-Dichlorobenzene	**55**	**(32 - 98)**			**SW846 8270C**
	53	**(32 - 98)**	**3.8**	**(0-36)**	**SW846 8270C**
1,2-Dichlorobenzene	56	(43 - 112)			SW846 8270C
	55	(43 - 112)	1.7	(0-85)	SW846 8270C
2-Methylphenol	71	(42 - 113)			SW846 8270C
	69	(42 - 113)	3.2	(0-73)	SW846 8270C
bis(2-Chloroisopropyl) ether	67	(53 - 122)			SW846 8270C
	70	(53 - 122)	3.3	(0-52)	SW846 8270C
4-Methylphenol	78	(29 - 122)			SW846 8270C
	77	(29 - 122)	0.43	(0-55)	SW846 8270C
N-Nitrosodi-n-propyl-amine	**84**	**(18 - 115)**			**SW846 8270C**
	81	**(18 - 115)**	**4.1**	**(0-36)**	**SW846 8270C**
Hexachloroethane	45	(28 - 94)			SW846 8270C
	42	(28 - 94)	6.2	(0-92)	SW846 8270C
Nitrobenzene	83	(56 - 125)			SW846 8270C
	78	(56 - 125)	6.7	(0-81)	SW846 8270C
Isophorone	92	(56 - 112)			SW846 8270C
	89	(56 - 112)	2.9	(0-50)	SW846 8270C
2-Nitrophenol	77	(51 - 131)			SW846 8270C
	73	(51 - 131)	4.7	(0-77)	SW846 8270C
2,4-Dimethylphenol	52	(28 - 109)			SW846 8270C
	48	(28 - 109)	6.9	(0-62)	SW846 8270C

(Continued on next page)

MATRIX SPIKE SAMPLE EVALUATION REPORT

GC/MS Semivolatiles

Client Lot #...: A7G110101 **Work Order #...:** J2LK41AF-MS **Matrix.....:** WG
MS Lot-Sample #: A7G110101-012 J2LK41AG-MSD

PARAMETER	PERCENT RECOVERY	RECOVERY LIMITS	RPD	RPD LIMITS	METHOD
bis(2-Chloroethoxy) methane	77	(57 - 114)			SW846 8270C
	75	(57 - 114)	2.1	(0-49)	SW846 8270C
2,4-Dichlorophenol	81	(52 - 121)			SW846 8270C
	78	(52 - 121)	3.8	(0-88)	SW846 8270C
1,2,4-Trichloro-benzene	**60**	**(22 - 110)**			**SW846 8270C**
	58	**(22 - 110)**	**2.6**	**(0-37)**	**SW846 8270C**
Naphthalene	66	(50 - 176)			SW846 8270C
	66	(50 - 176)	0.81	(0-52)	SW846 8270C
4-Chloroaniline	64	(15 - 109)			SW846 8270C
	63	(15 - 109)	0.98	(0-99)	SW846 8270C
Hexachlorobutadiene	50	(35 - 118)			SW846 8270C
	47	(35 - 118)	6.5	(0-56)	SW846 8270C
4-Chloro-3-methylphenol	**85**	**(47 - 111)**			**SW846 8270C**
	84	**(47 - 111)**	**0.68**	**(0-55)**	**SW846 8270C**
2-Methylnaphthalene	78	(45 - 119)			SW846 8270C
	76	(45 - 119)	3.0	(0-51)	SW846 8270C
Hexachlorocyclopenta-diene	10	(10 - 98)			SW846 8270C
	10	(10 - 98)	3.2	(0-97)	SW846 8270C
2,4,6-Trichloro-phenol	85	(46 - 122)			SW846 8270C
	85	(46 - 122)	0.51	(0-98)	SW846 8270C
2,4,5-Trichloro-phenol	86	(45 - 125)			SW846 8270C
	82	(45 - 125)	4.5	(0-74)	SW846 8270C
2-Chloronaphthalene	76	(51 - 119)			SW846 8270C
	74	(51 - 119)	2.5	(0-51)	SW846 8270C
2-Nitroaniline	90	(48 - 125)			SW846 8270C
	88	(48 - 125)	1.6	(0-83)	SW846 8270C
Dimethyl phthalate	89	(25 - 127)			SW846 8270C
	90	(25 - 127)	0.81	(0-99)	SW846 8270C
Acenaphthylene	77	(49 - 111)			SW846 8270C
	75	(49 - 111)	2.7	(0-51)	SW846 8270C
2,6-Dinitrotoluene	88	(58 - 127)			SW846 8270C
	90	(58 - 127)	2.1	(0-82)	SW846 8270C

(Continued on next page)

MATRIX SPIKE SAMPLE EVALUATION REPORT

GC/MS Semivolatiles

Client Lot #...: A7G110101 **Work Order #...:** J2LK41AF-MS **Matrix.....:** WG
MS Lot-Sample #: A7G110101-012 J2LK41AG-MSD

PARAMETER	PERCENT RECOVERY	RECOVERY LIMITS	RPD	RPD LIMITS	METHOD
3-Nitroaniline	76	(19 - 126)			SW846 8270C
	76	(19 - 126)	0.03	(0-99)	SW846 8270C
Acenaphthene	**76**	**(26 - 118)**			**SW846 8270C**
	73	**(26 - 118)**	**3.2**	**(0-35)**	**SW846 8270C**
2,4-Dinitrophenol	54	(14 - 138)			SW846 8270C
	53	(14 - 138)	2.5	(0-99)	SW846 8270C
4-Nitrophenol	**91**	**(10 - 123)**			**SW846 8270C**
	91	**(10 - 123)**	**0.23**	**(0-34)**	**SW846 8270C**
Dibenzofuran	82	(51 - 117)			SW846 8270C
	81	(51 - 117)	1.6	(0-51)	SW846 8270C
2,4-Dinitrotoluene	**94**	**(31 - 131)**			**SW846 8270C**
	95	**(31 - 131)**	**1.2**	**(0-32)**	**SW846 8270C**
Diethyl phthalate	90	(41 - 118)			SW846 8270C
	92	(41 - 118)	1.8	(0-81)	SW846 8270C
4-Chlorophenyl phenyl ether	92	(51 - 118)			SW846 8270C
	92	(51 - 118)	0.32	(0-51)	SW846 8270C
Fluorene	82	(51 - 119)			SW846 8270C
	81	(51 - 119)	2.2	(0-51)	SW846 8270C
4-Nitroaniline	67	(20 - 122)			SW846 8270C
	71	(20 - 122)	5.4	(0-99)	SW846 8270C
4,6-Dinitro-2-methylphenol	77	(40 - 130)			SW846 8270C
	80	(40 - 130)	3.3	(0-99)	SW846 8270C
N-Nitrosodiphenylamine	68	(49 - 117)			SW846 8270C
	70	(49 - 117)	1.7	(0-51)	SW846 8270C
4-Bromophenyl phenyl ether	94	(51 - 119)			SW846 8270C
	89	(51 - 119)	5.9	(0-51)	SW846 8270C
Hexachlorobenzene	88	(48 - 123)			SW846 8270C
	87	(48 - 123)	1.5	(0-51)	SW846 8270C
Pentachlorophenol	**74**	**(38 - 137)**			**SW846 8270C**
	75	**(38 - 137)**	**1.2**	**(0-56)**	**SW846 8270C**
Phenanthrene	84	(52 - 117)			SW846 8270C
	84	(52 - 117)	0.44	(0-51)	SW846 8270C
Anthracene	80	(49 - 118)			SW846 8270C
	82	(49 - 118)	2.4	(0-51)	SW846 8270C
Carbazole	73	(48 - 119)			SW846 8270C
	77	(48 - 119)	6.2	(0-53)	SW846 8270C

(Continued on next page)

MATRIX SPIKE SAMPLE EVALUATION REPORT

GC/MS Semivolatiles

Client Lot #...: A7G110101 **Work Order #...:** J2LK41AF-MS **Matrix.....:** WG
MS Lot-Sample #: A7G110101-012 J2LK41AG-MSD

PARAMETER	PERCENT RECOVERY	RECOVERY LIMITS	RPD	RPD LIMITS	METHOD
Di-n-butyl phthalate	91	(41 - 121)			SW846 8270C
	92	(41 - 121)	1.7	(0-53)	SW846 8270C
Fluoranthene	97	(49 - 122)			SW846 8270C
	98	(49 - 122)	1.2	(0-53)	SW846 8270C
Pyrene	**86**	**(27 - 138)**			**SW846 8270C**
	84	**(27 - 138)**	**2.5**	**(0-31)**	**SW846 8270C**
Butyl benzyl phthalate	88	(41 - 127)			SW846 8270C
	89	(41 - 127)	1.5	(0-84)	SW846 8270C
3,3'-Dichlorobenzidine	24	(19 - 111)			SW846 8270C
	24	(19 - 111)	3.0	(0-99)	SW846 8270C
Benzo(a)anthracene	84	(48 - 115)			SW846 8270C
	83	(48 - 115)	0.79	(0-51)	SW846 8270C
Chrysene	85	(49 - 118)			SW846 8270C
	88	(49 - 118)	3.2	(0-52)	SW846 8270C
bis(2-Ethylhexyl) phthalate	93	(43 - 128)			SW846 8270C
	87	(43 - 128)	6.4	(0-84)	SW846 8270C
Di-n-octyl phthalate	84	(39 - 144)			SW846 8270C
	90	(39 - 144)	7.1	(0-89)	SW846 8270C
Benzo(b)fluoranthene	82	(44 - 123)			SW846 8270C
	93	(44 - 123)	12	(0-54)	SW846 8270C
Benzo(k)fluoranthene	89	(46 - 123)			SW846 8270C
	90	(46 - 123)	2.0	(0-53)	SW846 8270C
Benzo(a)pyrene	82	(44 - 122)			SW846 8270C
	85	(44 - 122)	3.8	(0-51)	SW846 8270C
Indeno(1,2,3-cd)pyrene	91	(39 - 126)			SW846 8270C
	88	(39 - 126)	3.8	(0-59)	SW846 8270C
Dibenz(a,h)anthracene	93	(45 - 127)			SW846 8270C
	91	(45 - 127)	2.9	(0-57)	SW846 8270C
Benzo(ghi)perylene	94	(44 - 122)			SW846 8270C
	91	(44 - 122)	3.7	(0-55)	SW846 8270C
Atrazine	100	(30 - 120)			SW846 8270C
	102	(30 - 120)	2.1	(0-20)	SW846 8270C
Benzaldehyde	84	(30 - 120)			SW846 8270C
	77	(30 - 120)	8.8	(0-20)	SW846 8270C
Acetophenone	73	(30 - 120)			SW846 8270C
	73	(30 - 120)	0.09	(0-20)	SW846 8270C
1,1'-Biphenyl	70	(30 - 120)			SW846 8270C
	69	(30 - 120)	0.80	(0-20)	SW846 8270C
Caprolactam	84	(30 - 120)			SW846 8270C
	83	(30 - 120)	1.4	(0-20)	SW846 8270C

(Continued on next page)

MATRIX SPIKE SAMPLE EVALUATION REPORT

GC/MS Semivolatiles

Client Lot #...: A7G110101 **Work Order #...:** J2LK41AF-MS **Matrix.....:** WG
MS Lot-Sample #: A7G110101-012 J2LK41AG-MSD

SURROGATE	PERCENT RECOVERY	RECOVERY LIMITS
Nitrobenzene-d5	78	(32 - 112)
	71	(32 - 112)
2-Fluorobiphenyl	75	(30 - 110)
	73	(30 - 110)
Terphenyl-d14	94	(51 - 135)
	93	(51 - 135)
Phenol-d5	76	(10 - 117)
	72	(10 - 117)
2-Fluorophenol	66	(19 - 108)
	60	(19 - 108)
2,4,6-Tribromophenol	92	(42 - 124)
	89	(42 - 124)

NOTE(S):

Calculations are performed before rounding to avoid round-off errors in calculated results.

Bold print denotes control parameters

Matrix Spike / Matrix Spike Duplicate Recovery and RPD Outlier Report

Method Batch : 7192095 **Analysis Method :** 8270C **Analysis Date :** 07/30/2007

Preparation Batch : 7192095 **Preparation Type :** 3520C **Preparation Date :** 07/11/2007

Lab Reporting Batch : A7G110101 **Lab ID:** STLCAN

Client Sample ID	Lab Sample ID	Matrix	Analyte Name	Reported *		Project Limits (Percent)			
				Percent Recovery	RPD	Rejection Point**	Lower Limit	Upper Limit	RPD
FWGLL12mw-183C-0482	A7G110101012S	AQ	3,3'-Dichlorobenzidine	24		0.00	45.00	135.00	20.00
			Benzoic acid	15		0.00	45.00	135.00	20.00
			Hexachlorocyclopentadiene	10		0.00	45.00	135.00	20.00
FWGLL12mw-183C-0482	A7G110101012D		3,3'-Dichlorobenzidine	24		0.00	45.00	135.00	20.00
			Benzoic acid	19	25	0.00	45.00	135.00	20.00
			Hexachlorocyclopentadiene	10		0.00	45.00	135.00	20.00
			Hexachloroethane	42		0.00	45.00	135.00	20.00

Associated Samples: Parent sample only

Client Sample ID	Lab Sample ID
FWGLL12mw-183C-0482-GW	A7G110101012

* Only those Percent Recovery and/or RPD values outside project limits are listed in this report.

** Metal are also assessed against an upper rejection point of 150 percent for waters and 200 percent for soils and sediments

Project Number and Name: 030240.0005 - Ravenna GW

TESTAMERICA NORTH CANTON MS SEMIVOLATILE RUN LOG

INSTRUMENT: A4HP8 DATE: 7-30-07

I.S.#: SV3301 $MeCl_2$ Lot#: E23E44 GC Program #: 2

FILE NAME	LOT No. / FILE NAME	SAMPLE PREP	D.F.	QUAL	COMMENTS	ANALYST
8DF0730+T	SV3341			OK	10:11	JS.
85MH0730	SV3266			OK	Level II Review By: OKMV 7/31/07	
QCMBLCK	SV3265			OK		
J3FWH1AA	B	7-24 IL-21	SI	OK		
J3FWH1AC	C	〃	〃	OK		
J246T1AA	B	7-19		OK		
J246T1AC	C	〃		OK		
J246T1AD	L	〃		OK		
J3CAG1AA	B	7-21 IL-21		OK		
J3CAG1AC	C	〃		OK		
J3CAG1AD	L	〃		OK		
J3CAF1AA	B	〃		OK		
J3CAF1AC	C	〃		OK		
J3CAF1AD	L	〃		OK		
J3CMA1AA	B	7-22		OK		
J3CMA1AC	C	〃		OK		
J3CMA1AD	L	〃		OK		
J2LKL2AC		7-24		rev		
J2LKQ2AC		〃		OK		
J2LKT2AC		〃		OK		
J2LKV2AC		〃		OK		
J2LKO2AC		〃		OK		
J2LKY2AF		〃 IL-21		OK		
J2LK41A7	MS	500-21		OK		
J2LK41A8	MSD	〃		OK		
J2LK82AE		IL-21		OK		
J2LLC2AC		〃		OK		
J2LLE2AC		〃		OK		
J2LLH2AC		〃		OK		
J2LLN2AC		〃		OK		
J2LLR2AC		〃		OK		
J2LLV2AC		〃	〃	OK		

TESTAMERICA NORTH CANTON MS SEMIVOLATILE RUN LOG

INSTRUMENT: A4HP8 DATE: 7-30-07

I.S.#: SV3301 $MeCl_2$ Lot#: E23E44 GC Program #: 2

FILE NAME	LOT No. / FILE NAME	SAMPLE PREP	D.F.	QUAL	COMMENTS	ANALYST
8DF0730+T	SV3341			OK	(10:11)	
SEE PAGE	16 for	Stds		—	Level II Review By:	
J2PC&2AE		7-27 1L-2-1	SI	OK		
J2PC&1A4	MS	500-21		OK		
J2PC&1A5	MSD			OK		
QCMRLCL	SV3265	— —	—	OK		
J29JT1AC		7-21 1L-2-1	SI	OK		
J29H21AC				OK		

7-30-07

7-30-07

TESTAMERICA NORTH CANTON MS SEMIVOLATILE RUN LOG
INSTRUMENT: A4HP8

DATE: 7-31-07

I.S.#: SV3301 Mecl$_2$ Lot#: EZ3E44 GC Program #: 2

FILE NAME	LOT No. / FILE NAME	SAMPLE PREP	D.F.	QUAL	COMMENTS	ANALYST
8DF0731+T	SV3341			OK	(10:28)	[illegible]
8SMH0731	SV3266			OK	Level II Review By:	
QCMRLCK	SV3265			OK	[illegible] 8/1	
J3NQA1AA	B	7-27 1L-2-1	St	OK		
J3NQA1AC	C			OK		
J3L1L1AA	B	7-26		OK		
J3L1L1AC	C			OK		
J3G7A1AA	B	7-25 30g-2-1		OK		
J3G7A1AC	C			OK		
J3E5L1AA	B	7-24 1L-2-1		OK		
J3E5L1AC	C			OK		
J3E5L1AD	L			OK		
J2N9X2AC		7-27 1L-2-1		OK		
J2N932AC				OK		
J2N952AC				OK		
J2N972AC				OK		
J2N992AC				OK		
J2PAM2AC				OK		
J2PA22AC				OK		
J2PC22AC				OK		
J2PCQ2AC				OK		
J2PCV2AC				OK		
J2PDC2AC				OK		
J2PDE2AC				OK		
J2LKL2AC		7-24		OK		
QCMRLCL		— —	—	OK		
J3J171AG		7-26 1L-2-1	St	OK		
J2W551A1		7-24 1L-2-1	5:100→15:100	OK rerun	5→5	
J3E9C1AC		7-25 30g-3-1	2:100	OK		
J3E9C1AE	MS	30g-2.5-1	2:100	OK		
J3E9C1AF	MSD	30g-3-1	2:100	OK		
J3E9G1AC		30g-4-1	4:100	OK		

N:\QAQC\Lab_form\GC_MS Semi Forms\MS Semi Run Log.doc

18

TESTAMERICA NORTH CANTON MS SEMIVOLATILE RUN LOG

INSTRUMENT: A4HP8 DATE: 7-31-07

I.S.#: SV3301 $MeCl_2$ Lot#: EZ3E44 GC Program #: 2

FILE NAME	LOT No. / FILE NAME	SAMPLE PREP	D.F.	QUAL	COMMENTS	ANALYST
8DF0731.D	SV3341			OK	(10:28)	
SEE PAGE 18		for Stds		—	Level II Review By:	
J3E9F1AC		7.25 30g-2.1	2:100	OK		
J3E9D1AC			2:100	OK		
J3E9E1AC		30g-2.5	2:100	OK		
J3E9H1AC		30g-2.1	2:100	OK		
J3E9J1AC			2:100	OK		

7-31-07

METHOD BLANK REPORT

GC/MS Semivolatiles

Client Lot #...: A7G110101 **Work Order #...:** J3FWH1AA **Matrix.....:** WATER
MB Lot-Sample #: A7G240000-263

Prep Date.....: 07/24/07 **Final Wgt/Vol..:** 2 mL
Analysis Date..: 07/30/07 **Prep Batch #...:** 7205263
Dilution Factor: 1 **Initial Wgt/Vol:** 1000 mL

PARAMETER	RESULT	REPORTING LIMIT	UNITS	METHOD
Benzoic acid	ND	10	ug/L	SW846 8270C
Benzyl alcohol	ND	5.0	ug/L	SW846 8270C
Phenol	ND	1.0	ug/L	SW846 8270C
bis(2-Chloroethyl)-ether	ND	1.0	ug/L	SW846 8270C
2-Chlorophenol	ND	1.0	ug/L	SW846 8270C
1,3-Dichlorobenzene	ND	1.0	ug/L	SW846 8270C
1,4-Dichlorobenzene	ND	1.0	ug/L	SW846 8270C
1,2-Dichlorobenzene	ND	1.0	ug/L	SW846 8270C
2-Methylphenol	ND	1.0	ug/L	SW846 8270C
2,2'-oxybis(1-Chloro-propane)	ND	1.0	ug/L	SW846 8270C
4-Methylphenol	ND	1.0	ug/L	SW846 8270C
N-Nitrosodi-n-propyl-amine	ND	1.0	ug/L	SW846 8270C
Hexachloroethane	ND	1.0	ug/L	SW846 8270C
Nitrobenzene	ND	1.0	ug/L	SW846 8270C
Isophorone	ND	1.0	ug/L	SW846 8270C
2-Nitrophenol	ND	2.0	ug/L	SW846 8270C
2,4-Dimethylphenol	ND	2.0	ug/L	SW846 8270C
bis(2-Chloroethoxy) methane	ND	1.0	ug/L	SW846 8270C
2,4-Dichlorophenol	ND	2.0	ug/L	SW846 8270C
1,2,4-Trichloro-benzene	ND	1.0	ug/L	SW846 8270C
Naphthalene	ND	0.20	ug/L	SW846 8270C
4-Chloroaniline	ND	2.0	ug/L	SW846 8270C
Hexachlorobutadiene	ND	1.0	ug/L	SW846 8270C
4-Chloro-3-methylphenol	ND	2.0	ug/L	SW846 8270C
2-Methylnaphthalene	ND	0.20	ug/L	SW846 8270C
Hexachlorocyclopenta-diene	ND	10	ug/L	SW846 8270C
2,4,6-Trichloro-phenol	ND	5.0	ug/L	SW846 8270C
2,4,5-Trichloro-phenol	ND	5.0	ug/L	SW846 8270C
2-Chloronaphthalene	ND	1.0	ug/L	SW846 8270C
2-Nitroaniline	ND	2.0	ug/L	SW846 8270C
Dimethyl phthalate	ND	1.0	ug/L	SW846 8270C
Acenaphthylene	ND	0.20	ug/L	SW846 8270C
2,6-Dinitrotoluene	ND	5.0	ug/L	SW846 8270C

(Continued on next page)

METHOD BLANK REPORT

GC/MS Semivolatiles

Client Lot #...: A7G110101 **Work Order #...:** J3FWH1AA **Matrix.....:** WATER

PARAMETER	RESULT	REPORTING LIMIT	UNITS	METHOD
3-Nitroaniline	ND	2.0	ug/L	SW846 8270C
Acenaphthene	ND	0.20	ug/L	SW846 8270C
2,4-Dinitrophenol	ND	5.0	ug/L	SW846 8270C
4-Nitrophenol	ND	5.0	ug/L	SW846 8270C
Dibenzofuran	ND	1.0	ug/L	SW846 8270C
2,4-Dinitrotoluene	ND	5.0	ug/L	SW846 8270C
Diethyl phthalate	ND	1.0	ug/L	SW846 8270C
4-Chlorophenyl phenyl ether	ND	2.0	ug/L	SW846 8270C
Fluorene	ND	0.20	ug/L	SW846 8270C
4-Nitroaniline	ND	2.0	ug/L	SW846 8270C
4,6-Dinitro-2-methylphenol	ND	5.0	ug/L	SW846 8270C
N-Nitrosodiphenylamine	ND	1.0	ug/L	SW846 8270C
4-Bromophenyl phenyl ether	ND	2.0	ug/L	SW846 8270C
Hexachlorobenzene	ND	0.20	ug/L	SW846 8270C
Pentachlorophenol	ND	5.0	ug/L	SW846 8270C
Phenanthrene	ND	0.20	ug/L	SW846 8270C
Anthracene	ND	0.20	ug/L	SW846 8270C
Carbazole	ND	1.0	ug/L	SW846 8270C
Di-n-butyl phthalate	ND	1.0	ug/L	SW846 8270C
Fluoranthene	ND	0.20	ug/L	SW846 8270C
Pyrene	ND	0.20	ug/L	SW846 8270C
Butyl benzyl phthalate	ND	1.0	ug/L	SW846 8270C
3,3'-Dichlorobenzidine	ND	5.0	ug/L	SW846 8270C
Benzo(a)anthracene	ND	0.20	ug/L	SW846 8270C
Chrysene	ND	0.20	ug/L	SW846 8270C
bis(2-Ethylhexyl) phthalate	**1.6 J**	**10**	**ug/L**	**SW846 8270C**
Di-n-octyl phthalate	ND	1.0	ug/L	SW846 8270C
Benzo(b)fluoranthene	ND	0.20	ug/L	SW846 8270C
Benzo(k)fluoranthene	ND	0.20	ug/L	SW846 8270C
Benzo(a)pyrene	ND	0.20	ug/L	SW846 8270C
Indeno(1,2,3-cd)pyrene	ND	0.20	ug/L	SW846 8270C
Dibenz(a,h)anthracene	ND	0.20	ug/L	SW846 8270C
Benzo(ghi)perylene	ND	0.20	ug/L	SW846 8270C

SURROGATE	PERCENT RECOVERY	RECOVERY LIMITS
Nitrobenzene-d5	71	(32 - 112)
2-Fluorobiphenyl	71	(30 - 110)
Terphenyl-d14	97	(51 - 135)
Phenol-d5	67	(10 - 117)
2-Fluorophenol	47	(19 - 108)

(Continued on next page)

METHOD BLANK REPORT

GC/MS Semivolatiles

Client Lot #...: A7G110101 **Work Order #...:** J3FWH1AA **Matrix.....:** WATER

PARAMETER	RESULT	REPORTING LIMIT	UNITS	METHOD
2,4,6-Tribromophenol	75	(42 - 124)		

NOTE(S):

Calculations are performed before rounding to avoid round-off errors in calculated results.

J Estimated result. Result is less than RL.

Method Blank Outlier Report

Lab Reporting Batch : A7G110101 **Lab ID:** STLCAN

Analysis Method : 8270C **Analysis Date :** 07/30/2007

Preparation Type : 3520C **Preparation Date :** 07/24/2007

Method Blank Lab Sample ID : A7G240000263B **Preparation Batch :** 7205263

bis(2-Ethylhexyl) phthalate	Result	Reporting Limit	Units	Lab Qual	Comments
Method Blank Result:	1.6	10	ug/L	J	Common Contaminant

NO qual; result less than 1/2 MRL acceptable per UCG. QTM

bis(2-Ethylhexyl) phthalate was qualified due to method blank contamination in the following associated samples:

Client Sample ID	Lab Sample ID	Dilution	Result	Lab Qual	Result Units
FWGBKGmw-004C-0460-G	A7G110101018	1	2.2	J B	ug/L
FWGBKGmw-008C-0463-G	A7G110101016	1	2.1	J B	ug/L
FWGBKGmw-012C-0465-G	A7G110101006	1	4.0	J B	ug/L
FWGBKGmw-021C-0473-G	A7G110101027	1	0.99	J B	ug/L
FWGCBPmw-007C-0475-G	A7G110101001	1	1.2	J B	ug/L
FWGEQUIPRinse2-0502-GW	A7G110101005	1	1.1	J B	ug/L
FWGLL12mw-153C-0480-G	A7G110101025	1	1.4	J B	ug/L
FWGLL12mw-182C-0481-G	A7G110101021	1	1.5	J B	ug/L
FWGLL12mw-183C-0482-G	A7G110101012	1	1.2	J B	ug/L
FWGLL12mw-186C-0483-G	A7G110101014	1	2.4	J B	ug/L
FWGLL12mw-DUP2-0498-G	A7G110101023	1	2.4	J B	ug/L
FWGLL1mw-080C-0485-GW	A7G110101009	1	1.5	J B	ug/L

LABORATORY CONTROL SAMPLE EVALUATION REPORT

GC/MS Semivolatiles

Client Lot #...: A7G110101 **Work Order #...:** J3FWH1AC **Matrix.....:** WATER
LCS Lot-Sample#: A7G240000-263
Prep Date.....: 07/24/07 **Analysis Date..:** 07/30/07
Prep Batch #...: 7205263
Dilution Factor: 1 **Final Wgt/Vol..:** 2 mL
Initial Wgt/Vol: 1000 mL

PARAMETER	PERCENT RECOVERY	RECOVERY LIMITS	METHOD
Benzoic acid	60	(30 - 136)	SW846 8270C
Benzyl alcohol	70	(29 - 115)	SW846 8270C
Phenol	**63**	**(30 - 115)**	**SW846 8270C**
bis(2-Chloroethyl)-ether	69	(30 - 115)	SW846 8270C
2-Chlorophenol	**57**	**(30 - 120)**	**SW846 8270C**
1,3-Dichlorobenzene	55	(30 - 120)	SW846 8270C
1,4-Dichlorobenzene	**55**	**(30 - 115)**	**SW846 8270C**
1,2-Dichlorobenzene	58	(30 - 120)	SW846 8270C
2-Methylphenol	67	(30 - 116)	SW846 8270C
bis(2-Chloroisopropyl) ether	68	(50 - 150)	SW846 8270C
4-Methylphenol	73	(31 - 115)	SW846 8270C
N-Nitrosodi-n-propyl-amine	**70**	**(30 - 132)**	**SW846 8270C**
Hexachloroethane	48	(30 - 120)	SW846 8270C
Nitrobenzene	68	(31 - 115)	SW846 8270C
Isophorone	79	(33 - 115)	SW846 8270C
2-Nitrophenol	64	(33 - 115)	SW846 8270C
2,4-Dimethylphenol	35	(31 - 120)	SW846 8270C
bis(2-Chloroethoxy) methane	71	(30 - 115)	SW846 8270C
2,4-Dichlorophenol	69	(34 - 115)	SW846 8270C
1,2,4-Trichloro-benzene	**58**	**(30 - 120)**	**SW846 8270C**
Naphthalene	70	(30 - 119)	SW846 8270C
4-Chloroaniline	62	(30 - 133)	SW846 8270C
Hexachlorobutadiene	53	(30 - 120)	SW846 8270C
4-Chloro-3-methylphenol	**72**	**(31 - 121)**	**SW846 8270C**
2-Methylnaphthalene	76	(32 - 115)	SW846 8270C
Hexachlorocyclopenta-diene	7.4 a	(30 - 115)	SW846 8270C
2,4,6-Trichloro-phenol	79	(39 - 115)	SW846 8270C

(Continued on next page)

LABORATORY CONTROL SAMPLE EVALUATION REPORT

GC/MS Semivolatiles

Client Lot #...: A7G110101 **Work Order #...:** J3FWH1AC **Matrix.....:** WATER
LCS Lot-Sample#: A7G240000-263

PARAMETER	PERCENT RECOVERY	RECOVERY LIMITS	METHOD
2,4,5-Trichloro-phenol	80	(36 - 135)	SW846 8270C
2-Chloronaphthalene	77	(35 - 115)	SW846 8270C
2-Nitroaniline	82	(36 - 140)	SW846 8270C
Dimethyl phthalate	86	(42 - 116)	SW846 8270C
Acenaphthylene	83	(37 - 115)	SW846 8270C
2,6-Dinitrotoluene	88	(43 - 122)	SW846 8270C
3-Nitroaniline	79	(30 - 138)	SW846 8270C
Acenaphthene	**80**	**(31 - 120)**	**SW846 8270C**
2,4-Dinitrophenol	67	(29 - 146)	SW846 8270C
4-Nitrophenol	**82**	**(30 - 138)**	**SW846 8270C**
Dibenzofuran	86	(40 - 115)	SW846 8270C
2,4-Dinitrotoluene	**90**	**(34 - 151)**	**SW846 8270C**
Diethyl phthalate	89	(43 - 132)	SW846 8270C
4-Chlorophenyl phenyl ether	89	(40 - 115)	SW846 8270C
Fluorene	87	(41 - 115)	SW846 8270C
4-Nitroaniline	90	(30 - 140)	SW846 8270C
4,6-Dinitro-2-methylphenol	83	(42 - 144)	SW846 8270C
N-Nitrosodiphenylamine	88	(35 - 124)	SW846 8270C
4-Bromophenyl phenyl ether	90	(43 - 118)	SW846 8270C
Hexachlorobenzene	90	(42 - 123)	SW846 8270C
Pentachlorophenol	**67**	**(30 - 150)**	**SW846 8270C**
Phenanthrene	90	(45 - 117)	SW846 8270C
Anthracene	91	(45 - 118)	SW846 8270C
Carbazole	89	(49 - 126)	SW846 8270C
Di-n-butyl phthalate	100	(46 - 123)	SW846 8270C
Fluoranthene	99	(47 - 132)	SW846 8270C
Pyrene	**94**	**(35 - 139)**	**SW846 8270C**
Butyl benzyl phthalate	93	(37 - 136)	SW846 8270C
3,3'-Dichlorobenzidine	58	(30 - 160)	SW846 8270C
Benzo(a)anthracene	88	(43 - 138)	SW846 8270C
Chrysene	90	(42 - 142)	SW846 8270C
bis(2-Ethylhexyl) phthalate	99	(30 - 154)	SW846 8270C

(Continued on next page)

LABORATORY CONTROL SAMPLE EVALUATION REPORT

GC/MS Semivolatiles

Client Lot #...: A7G110101 **Work Order #...:** J3FWH1AC **Matrix.....:** WATER
LCS Lot-Sample#: A7G240000-263

PARAMETER	PERCENT RECOVERY	RECOVERY LIMITS	METHOD
Di-n-octyl phthalate	98	(36 - 151)	SW846 8270C
Benzo(b)fluoranthene	97	(31 - 146)	SW846 8270C
Benzo(k)fluoranthene	89	(40 - 127)	SW846 8270C
Benzo(a)pyrene	89	(38 - 144)	SW846 8270C
Indeno(1,2,3-cd)pyrene	93	(37 - 130)	SW846 8270C
Dibenz(a,h)anthracene	94	(38 - 130)	SW846 8270C
Benzo(ghi)perylene	93	(35 - 129)	SW846 8270C
Atrazine	95	(30 - 120)	SW846 8270C
Acetophenone	65	(30 - 120)	SW846 8270C
1,1'-Biphenyl	75	(30 - 120)	SW846 8270C
Caprolactam	78	(30 - 120)	SW846 8270C
Benzaldehyde	77	(30 - 120)	SW846 8270C
Aniline	52	(30 - 127)	SW846 8270C
N-Nitrosodimethylamine	66	(30 - 115)	SW846 8270C
Pyridine	61	(50 - 150)	SW846 8270C

SURROGATE	PERCENT RECOVERY	RECOVERY LIMITS
Nitrobenzene-d5	62	(32 - 112)
2-Fluorobiphenyl	71	(30 - 110)
Terphenyl-d14	93	(51 - 135)
Phenol-d5	61	(10 - 117)
2-Fluorophenol	34	(19 - 108)
2,4,6-Tribromophenol	79	(42 - 124)

NOTE(S):

Calculations are performed before rounding to avoid round-off errors in calculated results.

Bold print denotes control parameters

a Spiked analyte recovery is outside stated control limits.

Laboratory Control Sample / Laboratory Control Sample Duplicate Outlier Report

Method Batch : 7205263 **Analysis Method :** 8270C **Analysis Date :** 07/30/2007

Preparation Batch : 7205263 **Preparation Type :** 3520C **Preparation Date :** 07/24/2007

Lab Reporting Batch : A7G110101 **Lab ID:** STLCAN

			Reported Values		Project Limits (Percent)			
LCS Lab Sample ID	Matrix	Analyte Name	Percent Recovery	RPD	Rejection Point	Lower Limit	Upper Limit	RPD
A7G240000263C	AQ	Hexachlorocyclopentadiene	7.4		30.00	30.00	115.00	30.00

Associated Samples

Client Sample ID	Lab Sample ID
FWGBKGmw-004C-0460-GW	A7G110101018
FWGBKGmw-008C-0463-GW	A7G110101016
FWGBKGmw-012C-0465-GW	A7G110101006
FWGBKGmw-021C-0473-GW	A7G110101027
FWGCBPmw-006C-0474-GW	A7G110101003
FWGCBPmw-007C-0475-GW	A7G110101001
FWGEQUIPRinse2-0502-GW	A7G110101005
FWGLL12mw-153C-0480-GW	A7G110101025
FWGLL12mw-182C-0481-GW	A7G110101021
FWGLL12mw-183C-0482-GW	A7G110101012
FWGLL12mw-186C-0483-GW	A7G110101014
FWGLL12mw-DUP2-0498-GW	A7G110101023
FWGLL1mw-080C-0485-GW	A7G110101009

Scope of Data Qualification: The outlier in the LCS qualifies that analyte in all samples with the same Preparation Batch ID as the LCS

Project Number and Name: 030240.0005 - Ravenna GW

MATRIX SPIKE SAMPLE EVALUATION REPORT

GC/MS Semivolatiles

Client Lot #...: A7G110101 **Work Order #...:** J2LK41A7-MS **Matrix.....:** WG
MS Lot-Sample #: A7G110101-012 J2LK41A8-MSD
Date Sampled...: 07/10/07 09:15 **Date Received..:** 07/11/07
Prep Date.....: 07/24/07 **Analysis Date..:** 07/30/07
Prep Batch #...: 7205263
Dilution Factor: 1 **Initial Wgt/Vol:** 500 mL **Final Wgt/Vol..:** 2 mL

PARAMETER	PERCENT RECOVERY	RECOVERY LIMITS	RPD	RPD LIMITS	METHOD
Benzoic acid	77	(10 - 127)			SW846 8270C
	74	(10 - 127)	3.6	(0-99)	SW846 8270C
Phenol	**73**	**(10 - 116)**			**SW846 8270C**
	69	**(10 - 116)**	**5.3**	**(0-43)**	**SW846 8270C**
bis(2-Chloroethyl)-ether	78	(57 - 120)			SW846 8270C
	72	(57 - 120)	7.7	(0-51)	SW846 8270C
2-Chlorophenol	**68**	**(37 - 106)**			**SW846 8270C**
	64	**(37 - 106)**	**5.1**	**(0-43)**	**SW846 8270C**
1,3-Dichlorobenzene	56	(35 - 114)			SW846 8270C
	52	(35 - 114)	7.2	(0-89)	SW846 8270C
1,4-Dichlorobenzene	**56**	**(32 - 98)**			**SW846 8270C**
	53	**(32 - 98)**	**4.8**	**(0-36)**	**SW846 8270C**
1,2-Dichlorobenzene	61	(43 - 112)			SW846 8270C
	57	(43 - 112)	6.3	(0-85)	SW846 8270C
2-Methylphenol	74	(42 - 113)			SW846 8270C
	71	(42 - 113)	3.9	(0-73)	SW846 8270C
bis(2-Chloroisopropyl) ether	76	(53 - 122)			SW846 8270C
	73	(53 - 122)	4.8	(0-52)	SW846 8270C
4-Methylphenol	79	(29 - 122)			SW846 8270C
	77	(29 - 122)	2.8	(0-55)	SW846 8270C
N-Nitrosodi-n-propyl-amine	**75**	**(18 - 115)**			**SW846 8270C**
	74	**(18 - 115)**	**1.8**	**(0-36)**	**SW846 8270C**
Hexachloroethane	47	(28 - 94)			SW846 8270C
	44	(28 - 94)	6.9	(0-92)	SW846 8270C
Nitrobenzene	77	(56 - 125)			SW846 8270C
	75	(56 - 125)	2.4	(0-81)	SW846 8270C
Isophorone	85	(56 - 112)			SW846 8270C
	87	(56 - 112)	2.2	(0-50)	SW846 8270C
2-Nitrophenol	75	(51 - 131)			SW846 8270C
	75	(51 - 131)	0.38	(0-77)	SW846 8270C
2,4-Dimethylphenol	45	(28 - 109)			SW846 8270C
	44	(28 - 109)	2.4	(0-62)	SW846 8270C

(Continued on next page)

MATRIX SPIKE SAMPLE EVALUATION REPORT

GC/MS Semivolatiles

Client Lot #...: A7G110101 **Work Order #...:** J2LK41A7-MS **Matrix.....:** WG
MS Lot-Sample #: A7G110101-012 J2LK41A8-MSD

PARAMETER	PERCENT RECOVERY	RECOVERY LIMITS	RPD	RPD LIMITS	METHOD
bis(2-Chloroethoxy) methane	77	(57 - 114)			SW846 8270C
	77	(57 - 114)	1.0	(0-49)	SW846 8270C
2,4-Dichlorophenol	76	(52 - 121)			SW846 8270C
	77	(52 - 121)	1.3	(0-88)	SW846 8270C
1,2,4-Trichloro-benzene	**64**	**(22 - 110)**			**SW846 8270C**
	63	**(22 - 110)**	**1.8**	**(0-37)**	**SW846 8270C**
Naphthalene	77	(50 - 176)			SW846 8270C
	77	(50 - 176)	0.0	(0-52)	SW846 8270C
4-Chloroaniline	66	(15 - 109)			SW846 8270C
	67	(15 - 109)	1.4	(0-99)	SW846 8270C
Hexachlorobutadiene	53	(35 - 118)			SW846 8270C
	54	(35 - 118)	2.5	(0-56)	SW846 8270C
4-Chloro-3-methylphenol	**78**	**(47 - 111)**			**SW846 8270C**
	79	**(47 - 111)**	**0.63**	**(0-55)**	**SW846 8270C**
2-Methylnaphthalene	81	(45 - 119)			SW846 8270C
	81	(45 - 119)	0.48	(0-51)	SW846 8270C
Hexachlorocyclopenta-diene	13	(10 - 98)			SW846 8270C
	13	(10 - 98)	3.4	(0-97)	SW846 8270C
2,4,6-Trichloro-phenol	84	(46 - 122)			SW846 8270C
	80	(46 - 122)	4.6	(0-98)	SW846 8270C
2,4,5-Trichloro-phenol	86	(45 - 125)			SW846 8270C
	85	(45 - 125)	1.2	(0-74)	SW846 8270C
2-Chloronaphthalene	83	(51 - 119)			SW846 8270C
	81	(51 - 119)	2.4	(0-51)	SW846 8270C
2-Nitroaniline	84	(48 - 125)			SW846 8270C
	81	(48 - 125)	3.7	(0-83)	SW846 8270C
Dimethyl phthalate	89	(25 - 127)			SW846 8270C
	87	(25 - 127)	2.1	(0-99)	SW846 8270C
Acenaphthylene	87	(49 - 111)			SW846 8270C
	85	(49 - 111)	3.4	(0-51)	SW846 8270C
2,6-Dinitrotoluene	91	(58 - 127)			SW846 8270C
	87	(58 - 127)	5.0	(0-82)	SW846 8270C

(Continued on next page)

MATRIX SPIKE SAMPLE EVALUATION REPORT

GC/MS Semivolatiles

Client Lot #...: A7G110101 **Work Order #...:** J2LK41A7-MS **Matrix.....:** WG
MS Lot-Sample #: A7G110101-012 J2LK41A8-MSD

PARAMETER	PERCENT RECOVERY	RECOVERY LIMITS	RPD	RPD LIMITS	METHOD
3-Nitroaniline	84	(19 - 126)			SW846 8270C
	85	(19 - 126)	0.18	(0-99)	SW846 8270C
Acenaphthene	**84**	**(26 - 118)**			**SW846 8270C**
	84	**(26 - 118)**	**0.43**	**(0-35)**	**SW846 8270C**
2,4-Dinitrophenol	65	(14 - 138)			SW846 8270C
	65	(14 - 138)	0.56	(0-99)	SW846 8270C
4-Nitrophenol	**82**	**(10 - 123)**			**SW846 8270C**
	77	**(10 - 123)**	**5.9**	**(0-34)**	**SW846 8270C**
Dibenzofuran	90	(51 - 117)			SW846 8270C
	88	(51 - 117)	2.3	(0-51)	SW846 8270C
2,4-Dinitrotoluene	**94**	**(31 - 131)**			**SW846 8270C**
	91	**(31 - 131)**	**2.7**	**(0-32)**	**SW846 8270C**
Diethyl phthalate	89	(41 - 118)			SW846 8270C
	87	(41 - 118)	2.9	(0-81)	SW846 8270C
4-Chlorophenyl phenyl ether	92	(51 - 118)			SW846 8270C
	90	(51 - 118)	2.8	(0-51)	SW846 8270C
Fluorene	90	(51 - 119)			SW846 8270C
	86	(51 - 119)	4.0	(0-51)	SW846 8270C
4-Nitroaniline	83	(20 - 122)			SW846 8270C
	84	(20 - 122)	0.03	(0-99)	SW846 8270C
4,6-Dinitro-2-methylphenol	82	(40 - 130)			SW846 8270C
	78	(40 - 130)	4.1	(0-99)	SW846 8270C
N-Nitrosodiphenylamine	81	(49 - 117)			SW846 8270C
	80	(49 - 117)	1.1	(0-51)	SW846 8270C
4-Bromophenyl phenyl ether	92	(51 - 119)			SW846 8270C
	90	(51 - 119)	2.2	(0-51)	SW846 8270C
Hexachlorobenzene	92	(48 - 123)			SW846 8270C
	90	(48 - 123)	2.5	(0-51)	SW846 8270C
Pentachlorophenol	**73**	**(38 - 137)**			**SW846 8270C**
	70	**(38 - 137)**	**4.7**	**(0-56)**	**SW846 8270C**
Phenanthrene	94	(52 - 117)			SW846 8270C
	90	(52 - 117)	4.1	(0-51)	SW846 8270C
Anthracene	93	(49 - 118)			SW846 8270C
	92	(49 - 118)	1.4	(0-51)	SW846 8270C
Carbazole	94	(48 - 119)			SW846 8270C
	92	(48 - 119)	3.1	(0-53)	SW846 8270C

(Continued on next page)

MATRIX SPIKE SAMPLE EVALUATION REPORT

GC/MS Semivolatiles

Client Lot #...: A7G110101 **Work Order #...:** J2LK41A7-MS **Matrix.....:** WG
MS Lot-Sample #: A7G110101-012 J2LK41A8-MSD

PARAMETER	PERCENT RECOVERY	RECOVERY LIMITS	RPD	RPD LIMITS	METHOD
Di-n-butyl phthalate	104	(41 - 121)			SW846 8270C
	101	(41 - 121)	3.2	(0-53)	SW846 8270C
Fluoranthene	103	(49 - 122)			SW846 8270C
	98	(49 - 122)	4.1	(0-53)	SW846 8270C
Pyrene	**98**	**(27 - 138)**			**SW846 8270C**
	95	**(27 - 138)**	**2.4**	**(0-31)**	**SW846 8270C**
Butyl benzyl phthalate	93	(41 - 127)			SW846 8270C
	92	(41 - 127)	1.6	(0-84)	SW846 8270C
3,3'-Dichlorobenzidine	48	(19 - 111)			SW846 8270C
	48	(19 - 111)	0.81	(0-99)	SW846 8270C
Benzo(a)anthracene	88	(48 - 115)			SW846 8270C
	87	(48 - 115)	0.79	(0-51)	SW846 8270C
Chrysene	94	(49 - 118)			SW846 8270C
	92	(49 - 118)	2.2	(0-52)	SW846 8270C
bis(2-Ethylhexyl) phthalate	100	(43 - 128)			SW846 8270C
	94	(43 - 128)	6.4	(0-84)	SW846 8270C
Di-n-octyl phthalate	93	(39 - 144)			SW846 8270C
	91	(39 - 144)	1.9	(0-89)	SW846 8270C
Benzo(b)fluoranthene	85	(44 - 123)			SW846 8270C
	91	(44 - 123)	5.8	(0-54)	SW846 8270C
Benzo(k)fluoranthene	93	(46 - 123)			SW846 8270C
	89	(46 - 123)	3.6	(0-53)	SW846 8270C
Benzo(a)pyrene	87	(44 - 122)			SW846 8270C
	87	(44 - 122)	0.54	(0-51)	SW846 8270C
Indeno(1,2,3-cd)pyrene	94	(39 - 126)			SW846 8270C
	91	(39 - 126)	2.7	(0-59)	SW846 8270C
Dibenz(a,h)anthracene	95	(45 - 127)			SW846 8270C
	91	(45 - 127)	4.0	(0-57)	SW846 8270C
Benzo(ghi)perylene	95	(44 - 122)			SW846 8270C
	93	(44 - 122)	2.7	(0-55)	SW846 8270C
Atrazine	100	(30 - 120)			SW846 8270C
	96	(30 - 120)	3.8	(0-20)	SW846 8270C
Benzaldehyde	91	(30 - 120)			SW846 8270C
	84	(30 - 120)	7.8	(0-20)	SW846 8270C
Acetophenone	70	(30 - 120)			SW846 8270C
	66	(30 - 120)	5.4	(0-20)	SW846 8270C
1,1'-Biphenyl	78	(30 - 120)			SW846 8270C
	77	(30 - 120)	1.4	(0-20)	SW846 8270C
Caprolactam	79	(30 - 120)			SW846 8270C
	78	(30 - 120)	0.91	(0-20)	SW846 8270C

(Continued on next page)

MATRIX SPIKE SAMPLE EVALUATION REPORT

GC/MS Semivolatiles

Client Lot #...: A7G110101 **Work Order #...:** J2LK41A7-MS **Matrix.....:** WG
MS Lot-Sample #: A7G110101-012 J2LK41A8-MSD

SURROGATE	PERCENT RECOVERY	RECOVERY LIMITS
Nitrobenzene-d5	69	(32 - 112)
	68	(32 - 112)
2-Fluorobiphenyl	76	(30 - 110)
	71	(30 - 110)
Terphenyl-d14	93	(51 - 135)
	92	(51 - 135)
Phenol-d5	72	(10 - 117)
	66	(10 - 117)
2-Fluorophenol	45	(19 - 108)
	42	(19 - 108)
2,4,6-Tribromophenol	80	(42 - 124)
	78	(42 - 124)

NOTE(S):

Calculations are performed before rounding to avoid round-off errors in calculated results.

Bold print denotes control parameters

Matrix Spike / Matrix Spike Duplicate Recovery and RPD Outlier Report

Method Batch : 7205263 **Analysis Method :** 8270C **Analysis Date :** 07/30/2007

Preparation Batch : 7205263 **Preparation Type :** 3520C **Preparation Date :** 07/24/2007

Lab Reporting Batch : A7G110101 **Lab ID:** STLCAN

Client Sample ID	Lab Sample ID	Matrix	Analyte Name	Reported *		Project Limits (Percent)			
				Percent Recovery	RPD	Rejection Point**	Lower Limit	Upper Limit	RPD
FWGLL12mw-183C-0482	A7G110101012S	AQ	Hexachlorocyclopentadiene	13		0.00	45.00	135.00	20.00
FWGLL12mw-183C-0482	A7G110101012D		2,4-Dimethylphenol	44		0.00	45.00	135.00	20.00
			Hexachlorocyclopentadiene	13		0.00	45.00	135.00	20.00
			Hexachloroethane	44		0.00	45.00	135.00	20.00

Associated Samples: Parent sample only

Client Sample ID	Lab Sample ID
FWGLL12mw-183C-0482-GW	A7G110101012

* Only those Percent Recovery and/or RPD values outside project limits are listed in this report.

** Metal are also assessed against an upper rejection point of 150 percent for waters and 200 percent for soils and sediments

Project Number and Name: 030240.0005 - Ravenna GW

Environmental Quality Mgt., Inc.

Client Sample ID: FWGEQUIPRinse1-0501-GW

GC/MS Semivolatiles

Lot-Sample #...:	A7G100102-007	**Work Order #...:**	J2JL71AC	**Matrix.....:**	WQ
Date Sampled...:	07/09/07 15:40	**Date Received..:**	07/10/07		
Prep Date.....:	07/10/07	**Analysis Date..:**	07/30/07		
Prep Batch #...:	7191113				
Dilution Factor:	1	**Initial Wgt/Vol:**	1040 mL	**Final Wgt/Vol..:**	2 mL
		Method.....:	SW846 8270C		

PARAMETER	RESULT	REPORTING LIMIT	UNITS	MDL
Benzoic acid	ND	10	ug/L	4.4
Benzyl alcohol	ND	5.0	ug/L	0.49
Phenol	ND	1.0	ug/L	0.96
bis(2-Chloroethyl)-ether	ND	1.0	ug/L	0.088
2-Chlorophenol	ND	1.0	ug/L	0.039
1,3-Dichlorobenzene	ND	1.0	ug/L	0.53
1,4-Dichlorobenzene	ND	1.0	ug/L	0.52
1,2-Dichlorobenzene	ND	1.0	ug/L	0.59
2-Methylphenol	ND	1.0	ug/L	0.56
2,2'-oxybis(1-Chloro-propane)	ND	1.0	ug/L	0.52
4-Methylphenol	ND	1.0	ug/L	0.64
N-Nitrosodi-n-propyl-amine	ND	1.0	ug/L	0.53
Hexachloroethane	ND	1.0	ug/L	0.58
Nitrobenzene	ND	1.0	ug/L	0.053
Isophorone	ND	1.0	ug/L	0.50
2-Nitrophenol	ND	2.0	ug/L	1.3
2,4-Dimethylphenol	ND	2.0	ug/L	0.56
bis(2-Chloroethoxy) methane	ND	1.0	ug/L	0.49
2,4-Dichlorophenol	ND	2.0	ug/L	1.1
1,2,4-Trichloro-benzene	ND	1.0	ug/L	0.59
Naphthalene	ND	0.20	ug/L	0.069
4-Chloroaniline	ND	2.0	ug/L	0.56
Hexachlorobutadiene	ND	1.0	ug/L	0.51
4-Chloro-3-methylphenol	ND	2.0	ug/L	0.41
2-Methylnaphthalene	ND	0.20	ug/L	0.061
Hexachlorocyclopenta-diene	ND	10	ug/L	0.74
2,4,6-Trichloro-phenol	ND	5.0	ug/L	1.4
2,4,5-Trichloro-phenol	ND	5.0	ug/L	0.96
2-Chloronaphthalene	ND	1.0	ug/L	0.62
2-Nitroaniline	ND	2.0	ug/L	0.43

(Continued on next page)

Environmental Quality Mgt., Inc.

Client Sample ID: FWGEQUIPRinse1-0501-GW

GC/MS Semivolatiles

Lot-Sample #...: A7G100102-007 **Work Order #...:** J2JL71AC **Matrix.....:** WQ

PARAMETER	RESULT	REPORTING LIMIT	UNITS	MDL
Dimethyl phthalate	ND	1.0	ug/L	0.44
Acenaphthylene	ND	0.20	ug/L	0.054
2,6-Dinitrotoluene	ND	5.0	ug/L	0.47
3-Nitroaniline	ND	2.0	ug/L	0.67
Acenaphthene	ND	0.20	ug/L	0.054
2,4-Dinitrophenol	ND	5.0	ug/L	3.5
4-Nitrophenol	ND	5.0	ug/L	0.63
Dibenzofuran	ND	1.0	ug/L	0.54
2,4-Dinitrotoluene	ND	5.0	ug/L	0.40
Diethyl phthalate	ND	1.0	ug/L	0.63
4-Chlorophenyl phenyl ether	ND	2.0	ug/L	0.55
Fluorene	ND	0.20	ug/L	0.043
4-Nitroaniline	ND	2.0	ug/L	0.47
4,6-Dinitro-2-methylphenol	ND	5.0	ug/L	0.27
N-Nitrosodiphenylamine	ND	1.0	ug/L	0.46
4-Bromophenyl phenyl ether	ND	2.0	ug/L	0.52
Hexachlorobenzene	ND	0.20	ug/L	0.065
Pentachlorophenol	ND	5.0	ug/L	0.48
Phenanthrene	ND	0.20	ug/L	0.087
Anthracene	ND	0.20	ug/L	0.054
Carbazole	ND	1.0	ug/L	0.54
Di-n-butyl phthalate	ND	1.0	ug/L	0.61
Fluoranthene	ND	0.20	ug/L	0.036
Pyrene	ND	0.20	ug/L	0.048
Butyl benzyl phthalate	ND	1.0	ug/L	0.51
3,3'-Dichlorobenzidine	ND	5.0	ug/L	0.48
Benzo(a)anthracene	ND	0.20	ug/L	0.052
Chrysene	ND	0.20	ug/L	0.048
bis(2-Ethylhexyl) phthalate	ND	10	ug/L	0.88
Di-n-octyl phthalate	ND	1.0	ug/L	0.39
Benzo(b)fluoranthene	ND	0.20	ug/L	0.049
Benzo(k)fluoranthene	ND	0.20	ug/L	0.049
Benzo(a)pyrene	ND	0.20	ug/L	0.048
Indeno(1,2,3-cd)pyrene	ND	0.20	ug/L	0.065
Dibenz(a,h)anthracene	ND	0.20	ug/L	0.039
Benzo(ghi)perylene	ND	0.20	ug/L	0.053

(Continued on next page)

Environmental Quality Mgt., Inc.

Client Sample ID: FWGEQUIPRinse1-0501-GW

GC/MS Semivolatiles

Lot-Sample #...: A7G100102-007 Work Order #...: J2JL71AC Matrix.....: WQ

SURROGATE	PERCENT RECOVERY	RECOVERY LIMITS
Nitrobenzene-d5	68	(32 - 112)
2-Fluorobiphenyl	66	(30 - 110)
Terphenyl-d14	98	(51 - 135)
Phenol-d5	62	(10 - 117)
2-Fluorophenol	34	(19 - 108)
2,4,6-Tribromophenol	82	(42 - 124)

Environmental Quality Mgt., Inc.

Client Sample ID: FWGCBPmw-007C-0475-GW

GC Semivolatiles

Lot-Sample #...: A7G110101-001 **Work Order #...:** J2LKL1AD **Matrix.....:** WG
Date Sampled...: 07/10/07 09:00 **Date Received..:** 07/11/07
Prep Date.....: 07/12/07 **Analysis Date..:** 07/16/07
Prep Batch #...: 7193042
Dilution Factor: 1 **Initial Wgt/Vol:** 1040 mL **Final Wgt/Vol..:** 2 mL
Method.....: SW846 8081A

PARAMETER	RESULT	REPORTING LIMIT	UNITS	MDL
alpha-BHC	ND	0.030	ug/L	0.0062
beta-BHC	ND	0.030	ug/L	0.0068
delta-BHC	ND	0.030	ug/L	0.0064
gamma-BHC (Lindane)	ND	0.030	ug/L	0.0062
Heptachlor	ND	0.030	ug/L	0.0062
Aldrin	ND	0.030	ug/L	0.0061
Heptachlor epoxide	ND	0.030	ug/L	0.0065
Endosulfan I	ND	0.025	ug/L	0.0072
Dieldrin	ND	0.030	ug/L	0.0067
4,4'-DDE	ND	0.030	ug/L	0.0076
Endrin	ND	0.030	ug/L	0.0074
Endosulfan II	ND	0.025	ug/L	0.0072
4,4'-DDD	ND	0.030	ug/L	0.0085
Endosulfan sulfate	ND	0.030	ug/L	0.0083
4,4'-DDT	ND	0.030	ug/L	0.0086
Methoxychlor	ND	0.10	ug/L	0.010
Endrin ketone	ND	0.030	ug/L	0.013
Endrin aldehyde	ND	0.030	ug/L	0.0091
alpha-Chlordane	ND	0.030	ug/L	0.0073
gamma-Chlordane	ND	0.030	ug/L	0.0065
Toxaphene	ND	2.0	ug/L	0.33

SURROGATE	PERCENT RECOVERY	RECOVERY LIMITS
Tetrachloro-m-xylene	80	(39 - 130)
Decachlorobiphenyl	77	(10 - 147)

Environmental Quality Mgt., Inc.

Client Sample ID: FWGCBPmw-006C-0474-GW

GC Semivolatiles

Lot-Sample #...: A7G110101-003 **Work Order #...:** J2LKQ1AD **Matrix.....:** WG
Date Sampled...: 07/10/07 12:35 **Date Received..:** 07/11/07
Prep Date.....: 07/12/07 **Analysis Date..:** 07/16/07
Prep Batch #...: 7193042
Dilution Factor: 1 **Initial Wgt/Vol:** 1050 mL **Final Wgt/Vol..:** 2 mL
Method.....: SW846 8081A

PARAMETER	RESULT	REPORTING LIMIT	UNITS	MDL
alpha-BHC	ND	0.030	ug/L	0.0062
beta-BHC	ND	0.030	ug/L	0.0068
delta-BHC	ND	0.030	ug/L	0.0064
gamma-BHC (Lindane)	ND	0.030	ug/L	0.0062
Heptachlor	ND	0.030	ug/L	0.0062
Aldrin	ND	0.030	ug/L	0.0061
Heptachlor epoxide	ND	0.030	ug/L	0.0065
Endosulfan I	ND	0.025	ug/L	0.0072
Dieldrin	ND	0.030	ug/L	0.0067
4,4'-DDE	ND	0.030	ug/L	0.0076
Endrin	ND	0.030	ug/L	0.0074
Endosulfan II	ND	0.025	ug/L	0.0072
4,4'-DDD	ND	0.030	ug/L	0.0085
Endosulfan sulfate	ND	0.030	ug/L	0.0083
4,4'-DDT	ND	0.030	ug/L	0.0086
Methoxychlor	ND	0.10	ug/L	0.010
Endrin ketone	ND	0.030	ug/L	0.013
Endrin aldehyde	ND	0.030	ug/L	0.0091
alpha-Chlordane	ND	0.030	ug/L	0.0073
gamma-Chlordane	ND	0.030	ug/L	0.0065
Toxaphene	ND	2.0	ug/L	0.33

SURROGATE	PERCENT RECOVERY	RECOVERY LIMITS
Tetrachloro-m-xylene	77	(39 - 130)
Decachlorobiphenyl	34	(10 - 147)

Environmental Quality Mgt., Inc.

Client Sample ID: FWGEQUIPRinse2-0502-GW

GC Semivolatiles

Lot-Sample #...: A7G110101-005 **Work Order #...:** J2LKT1AD **Matrix.....:** WQ
Date Sampled...: 07/10/07 11:10 **Date Received..:** 07/11/07
Prep Date.....: 07/12/07 **Analysis Date..:** 07/16/07
Prep Batch #...: 7193042
Dilution Factor: 1 **Initial Wgt/Vol:** 1010 mL **Final Wgt/Vol..:** 2 mL
Method.....: SW846 8081A

PARAMETER	RESULT	REPORTING LIMIT	UNITS	MDL
alpha-BHC	ND	0.030	ug/L	0.0062
beta-BHC	ND	0.030	ug/L	0.0068
delta-BHC	ND	0.030	ug/L	0.0064
gamma-BHC (Lindane)	ND	0.030	ug/L	0.0062
Heptachlor	ND	0.030	ug/L	0.0062
Aldrin	ND	0.030	ug/L	0.0061
Heptachlor epoxide	ND	0.030	ug/L	0.0065
Endosulfan I	ND	0.025	ug/L	0.0072
Dieldrin	ND	0.030	ug/L	0.0067
4,4'-DDE	ND	0.030	ug/L	0.0076
Endrin	ND	0.030	ug/L	0.0074
Endosulfan II	ND	0.025	ug/L	0.0072
4,4'-DDD	ND	0.030	ug/L	0.0085
Endosulfan sulfate	ND	0.030	ug/L	0.0083
4,4'-DDT	ND	0.030	ug/L	0.0086
Methoxychlor	ND	0.10	ug/L	0.010
Endrin ketone	ND	0.030	ug/L	0.013
Endrin aldehyde	ND	0.030	ug/L	0.0091
alpha-Chlordane	ND	0.030	ug/L	0.0073
gamma-Chlordane	ND	0.030	ug/L	0.0065
Toxaphene	ND	2.0	ug/L	0.33

SURROGATE	PERCENT RECOVERY	RECOVERY LIMITS
Tetrachloro-m-xylene	69	(39 - 130)
Decachlorobiphenyl	86	(10 - 147)

Environmental Quality Mgt., Inc.

Client Sample ID: FWGBKGmw-012C-0465-GW

GC Semivolatiles

Lot-Sample #...: A7G110101-006 **Work Order #...:** J2LKV1AD **Matrix.....:** WG
Date Sampled...: 07/10/07 14:25 **Date Received..:** 07/11/07
Prep Date.....: 07/12/07 **Analysis Date..:** 07/18/07
Prep Batch #...: 7193042
Dilution Factor: 1 **Initial Wgt/Vol:** 1020 mL **Final Wgt/Vol..:** 2 mL
Method.....: SW846 8081A

PARAMETER	RESULT	REPORTING LIMIT	UNITS	MDL
alpha-BHC	ND	0.030	ug/L	0.0062
beta-BHC	**0.017 J**	**0.030**	**ug/L**	**0.0068**
delta-BHC	ND	0.030	ug/L	0.0064
gamma-BHC (Lindane)	ND	0.030	ug/L	0.0062
Heptachlor	ND	0.030	ug/L	0.0062
Aldrin	ND	0.030	ug/L	0.0061
Heptachlor epoxide	ND	0.030	ug/L	0.0065
Endosulfan I	ND	0.025	ug/L	0.0072
Dieldrin	ND	0.030	ug/L	0.0067
4,4'-DDE	ND	0.030	ug/L	0.0076
Endrin	ND	0.030	ug/L	0.0074
Endosulfan II	ND	0.025	ug/L	0.0072
4,4'-DDD	ND	0.030	ug/L	0.0085
Endosulfan sulfate	ND	0.030	ug/L	0.0083
4,4'-DDT	ND	0.030	ug/L	0.0086
Methoxychlor	ND	0.10	ug/L	0.010
Endrin ketone	ND	0.030	ug/L	0.013
Endrin aldehyde	ND	0.030	ug/L	0.0091
alpha-Chlordane	ND	0.030	ug/L	0.0073
gamma-Chlordane	ND	0.030	ug/L	0.0065
Toxaphene	ND	2.0	ug/L	0.33

SURROGATE	PERCENT RECOVERY	RECOVERY LIMITS
Tetrachloro-m-xylene	76	(39 - 130)
Decachlorobiphenyl	62	(10 - 147)

NOTE(S):

J Estimated result. Result is less than RL.

Environmental Quality Mgt., Inc.

Client Sample ID: FWGLL1mw-080C-0485-GW

GC Semivolatiles

Lot-Sample #...: A7G110101-009 **Work Order #...:** J2LK01AD **Matrix.....:** WG
Date Sampled...: 07/09/07 18:40 **Date Received..:** 07/11/07
Prep Date.....: 07/12/07 **Analysis Date..:** 07/20/07
Prep Batch #...: 7193042
Dilution Factor: 10 **Initial Wgt/Vol:** 1000 mL **Final Wgt/Vol..:** 2 mL
Method.....: SW846 8081A

PARAMETER	RESULT	REPORTING LIMIT	UNITS	MDL
alpha-BHC	ND	0.30	ug/L	0.062
beta-BHC	ND	0.30	ug/L	0.068
delta-BHC	ND	0.30	ug/L	0.064
gamma-BHC (Lindane)	ND	0.30	ug/L	0.062
Heptachlor	ND	0.30	ug/L	0.062
Aldrin	ND	0.30	ug/L	0.061
Heptachlor epoxide	ND	0.30	ug/L	0.065
Endosulfan I	ND	0.25	ug/L	0.072
Dieldrin	ND	0.30	ug/L	0.067
4,4'-DDE	ND	0.30	ug/L	0.076
Endrin	ND	0.30	ug/L	0.074
Endosulfan II	ND	0.25	ug/L	0.072
4,4'-DDD	ND	0.30	ug/L	0.085
Endosulfan sulfate	ND	0.30	ug/L	0.083
4,4'-DDT	ND	0.30	ug/L	0.086
Methoxychlor	ND	1.0	ug/L	0.10
Endrin ketone	ND	0.30	ug/L	0.13
Endrin aldehyde	ND	0.30	ug/L	0.091
alpha-Chlordane	ND	0.30	ug/L	0.073
gamma-Chlordane	ND	0.30	ug/L	0.065
Toxaphene	ND	20	ug/L	3.3

SURROGATE	PERCENT RECOVERY	RECOVERY LIMITS
Tetrachloro-m-xylene	72 DIL	(39 - 130)
Decachlorobiphenyl	114 DIL	(10 - 147)

NOTE(S):

DIL The concentration is estimated or not reported due to dilution or the presence of interfering analytes.

Elevated reporting limits. The reporting limits are elevated due to matrix interference.

Environmental Quality Mgt., Inc.

Client Sample ID: FWGLL12mw-183C-0482-GW

GC Semivolatiles

Lot-Sample #...: A7G110101-012 **Work Order #...:** J2LK41AH **Matrix.....:** WG
Date Sampled...: 07/10/07 09:15 **Date Received..:** 07/11/07
Prep Date.....: 07/12/07 **Analysis Date..:** 07/16/07
Prep Batch #...: 7193042
Dilution Factor: 1 **Initial Wgt/Vol:** 900 mL **Final Wgt/Vol..:** 2 mL
Method.....: SW846 8081A

PARAMETER	RESULT	REPORTING LIMIT	UNITS	MDL
alpha-BHC	ND	0.030	ug/L	0.0062
beta-BHC	ND	0.030	ug/L	0.0068
delta-BHC	ND	0.030	ug/L	0.0064
gamma-BHC (Lindane)	ND	0.030	ug/L	0.0062
Heptachlor	ND	0.030	ug/L	0.0062
Aldrin	ND	0.030	ug/L	0.0061
Heptachlor epoxide	ND	0.030	ug/L	0.0065
Endosulfan I	ND	0.025	ug/L	0.0072
Dieldrin	ND	0.030	ug/L	0.0067
4,4'-DDE	ND	0.030	ug/L	0.0076
Endrin	ND	0.030	ug/L	0.0074
Endosulfan II	ND	0.025	ug/L	0.0072
4,4'-DDD	ND	0.030	ug/L	0.0085
Endosulfan sulfate	ND	0.030	ug/L	0.0083
4,4'-DDT	ND	0.030	ug/L	0.0086
Methoxychlor	ND	0.10	ug/L	0.010
Endrin ketone	ND	0.030	ug/L	0.013
Endrin aldehyde	ND	0.030	ug/L	0.0091
alpha-Chlordane	ND	0.030	ug/L	0.0073
gamma-Chlordane	ND	0.030	ug/L	0.0065
Toxaphene	ND	2.0	ug/L	0.33

SURROGATE	PERCENT RECOVERY	RECOVERY LIMITS
Tetrachloro-m-xylene	78	(39 - 130)
Decachlorobiphenyl	81	(10 - 147)

Environmental Quality Mgt., Inc.

Client Sample ID: FWGLL12mw-186C-0483-GW

GC Semivolatiles

Lot-Sample #...: A7G110101-014 **Work Order #...:** J2LK81AF **Matrix.....:** WG
Date Sampled...: 07/10/07 12:15 **Date Received..:** 07/11/07
Prep Date.....: 07/12/07 **Analysis Date..:** 07/16/07
Prep Batch #...: 7193042
Dilution Factor: 1 **Initial Wgt/Vol:** 900 mL **Final Wgt/Vol..:** 2 mL
Method.....: SW846 8081A

PARAMETER	RESULT	REPORTING LIMIT	UNITS	MDL
alpha-BHC	ND	0.030	ug/L	0.0062
beta-BHC	ND	0.030	ug/L	0.0068
delta-BHC	ND	0.030	ug/L	0.0064
gamma-BHC (Lindane)	ND	0.030	ug/L	0.0062
Heptachlor	ND	0.030	ug/L	0.0062
Aldrin	ND	0.030	ug/L	0.0061
Heptachlor epoxide	ND	0.030	ug/L	0.0065
Endosulfan I	ND	0.025	ug/L	0.0072
Dieldrin	ND	0.030	ug/L	0.0067
4,4'-DDE	ND	0.030	ug/L	0.0076
Endrin	ND	0.030	ug/L	0.0074
Endosulfan II	ND	0.025	ug/L	0.0072
4,4'-DDD	ND	0.030	ug/L	0.0085
Endosulfan sulfate	ND	0.030	ug/L	0.0083
4,4'-DDT	ND	0.030	ug/L	0.0086
Methoxychlor	ND	0.10	ug/L	0.010
Endrin ketone	ND	0.030	ug/L	0.013
Endrin aldehyde	ND	0.030	ug/L	0.0091
alpha-Chlordane	ND	0.030	ug/L	0.0073
gamma-Chlordane	ND	0.030	ug/L	0.0065
Toxaphene	ND	2.0	ug/L	0.33

SURROGATE	PERCENT RECOVERY	RECOVERY LIMITS
Tetrachloro-m-xylene	62	(39 - 130)
Decachlorobiphenyl	40	(10 - 147)

Environmental Quality Mgt., Inc.

Client Sample ID: FWGBKGmw-008C-0463-GW

GC Semivolatiles

Lot-Sample #...: A7G110101-016 **Work Order #...:** J2LLC1AD **Matrix.....:** WG
Date Sampled...: 07/10/07 14:05 **Date Received..:** 07/11/07
Prep Date.....: 07/12/07 **Analysis Date..:** 07/16/07
Prep Batch #...: 7193042
Dilution Factor: 1 **Initial Wgt/Vol:** 850 mL **Final Wgt/Vol..:** 2 mL
Method.....: SW846 8081A

PARAMETER	RESULT	REPORTING LIMIT	UNITS	MDL
alpha-BHC	ND	0.030	ug/L	0.0062
beta-BHC	ND	0.030	ug/L	0.0068
delta-BHC	ND	0.030	ug/L	0.0064
gamma-BHC (Lindane)	ND	0.030	ug/L	0.0062
Heptachlor	ND	0.030	ug/L	0.0062
Aldrin	ND	0.030	ug/L	0.0061
Heptachlor epoxide	ND	0.030	ug/L	0.0065
Endosulfan I	ND	0.025	ug/L	0.0072
Dieldrin	ND	0.030	ug/L	0.0067
4,4'-DDE	ND	0.030	ug/L	0.0076
Endrin	ND	0.030	ug/L	0.0074
Endosulfan II	ND	0.025	ug/L	0.0072
4,4'-DDD	ND	0.030	ug/L	0.0085
Endosulfan sulfate	ND	0.030	ug/L	0.0083
4,4'-DDT	ND	0.030	ug/L	0.0086
Methoxychlor	ND	0.10	ug/L	0.010
Endrin ketone	ND	0.030	ug/L	0.013
Endrin aldehyde	ND	0.030	ug/L	0.0091
alpha-Chlordane	ND	0.030	ug/L	0.0073
gamma-Chlordane	ND	0.030	ug/L	0.0065
Toxaphene	ND	2.0	ug/L	0.33

SURROGATE	PERCENT RECOVERY	RECOVERY LIMITS
Tetrachloro-m-xylene	83	(39 - 130)
Decachlorobiphenyl	101	(10 - 147)

Environmental Quality Mgt., Inc.

Client Sample ID: FWGBKGmw-004C-0460-GW

GC Semivolatiles

Lot-Sample #...: A7G110101-018 **Work Order #...:** J2LLE1AD **Matrix.....:** WG
Date Sampled...: 07/10/07 15:30 **Date Received..:** 07/11/07
Prep Date.....: 07/12/07 **Analysis Date..:** 07/16/07
Prep Batch #...: 7193042
Dilution Factor: 1 **Initial Wgt/Vol:** 900 mL **Final Wgt/Vol..:** 2 mL
Method.....: SW846 8081A

PARAMETER	RESULT	REPORTING LIMIT	UNITS	MDL
alpha-BHC	ND	0.030	ug/L	0.0062
beta-BHC	ND	0.030	ug/L	0.0068
delta-BHC	ND	0.030	ug/L	0.0064
gamma-BHC (Lindane)	ND	0.030	ug/L	0.0062
Heptachlor	ND	0.030	ug/L	0.0062
Aldrin	ND	0.030	ug/L	0.0061
Heptachlor epoxide	ND	0.030	ug/L	0.0065
Endosulfan I	ND	0.025	ug/L	0.0072
Dieldrin	ND	0.030	ug/L	0.0067
4,4'-DDE	ND	0.030	ug/L	0.0076
Endrin	ND	0.030	ug/L	0.0074
Endosulfan II	ND	0.025	ug/L	0.0072
4,4'-DDD	ND	0.030	ug/L	0.0085
Endosulfan sulfate	ND	0.030	ug/L	0.0083
4,4'-DDT	ND	0.030	ug/L	0.0086
Methoxychlor	ND	0.10	ug/L	0.010
Endrin ketone	ND	0.030	ug/L	0.013
Endrin aldehyde	ND	0.030	ug/L	0.0091
alpha-Chlordane	ND	0.030	ug/L	0.0073
gamma-Chlordane	ND	0.030	ug/L	0.0065
Toxaphene	ND	2.0	ug/L	0.33

SURROGATE	PERCENT RECOVERY	RECOVERY LIMITS
Tetrachloro-m-xylene	79	(39 - 130)
Decachlorobiphenyl	68	(10 - 147)

Environmental Quality Mgt., Inc.

Client Sample ID: FWGLL12mw-182C-0481-GW

GC Semivolatiles

Lot-Sample #...: A7G110101-021 **Work Order #...:** J2LLH1AD **Matrix.....:** WG
Date Sampled...: 07/10/07 09:05 **Date Received..:** 07/11/07
Prep Date.....: 07/12/07 **Analysis Date..:** 07/16/07
Prep Batch #...: 7193042
Dilution Factor: 1 **Initial Wgt/Vol:** 1050 mL **Final Wgt/Vol..:** 2 mL
Method.....: SW846 8081A

PARAMETER	RESULT	REPORTING LIMIT	UNITS	MDL
alpha-BHC	ND	0.030	ug/L	0.0062
beta-BHC	ND	0.030	ug/L	0.0068
delta-BHC	ND	0.030	ug/L	0.0064
gamma-BHC (Lindane)	ND	0.030	ug/L	0.0062
Heptachlor	ND	0.030	ug/L	0.0062
Aldrin	ND	0.030	ug/L	0.0061
Heptachlor epoxide	ND	0.030	ug/L	0.0065
Endosulfan I	ND	0.025	ug/L	0.0072
Dieldrin	ND	0.030	ug/L	0.0067
4,4'-DDE	ND	0.030	ug/L	0.0076
Endrin	ND	0.030	ug/L	0.0074
Endosulfan II	ND	0.025	ug/L	0.0072
4,4'-DDD	ND	0.030	ug/L	0.0085
Endosulfan sulfate	ND	0.030	ug/L	0.0083
4,4'-DDT	ND	0.030	ug/L	0.0086
Methoxychlor	ND	0.10	ug/L	0.010
Endrin ketone	ND	0.030	ug/L	0.013
Endrin aldehyde	ND	0.030	ug/L	0.0091
alpha-Chlordane	ND	0.030	ug/L	0.0073
gamma-Chlordane	ND	0.030	ug/L	0.0065
Toxaphene	ND	2.0	ug/L	0.33

SURROGATE	PERCENT RECOVERY	RECOVERY LIMITS
Tetrachloro-m-xylene	74	(39 - 130)
Decachlorobiphenyl	57	(10 - 147)

Environmental Quality Mgt., Inc.

Client Sample ID: FWGLL12mw-DUP2-0498-GW

GC Semivolatiles

Lot-Sample #...: A7G110101-023 **Work Order #...:** J2LLN1AD **Matrix.....:** WG
Date Sampled...: 07/10/07 09:05 **Date Received..:** 07/11/07
Prep Date.....: 07/12/07 **Analysis Date..:** 07/16/07
Prep Batch #...: 7193042
Dilution Factor: 1 **Initial Wgt/Vol:** 1050 mL **Final Wgt/Vol..:** 2 mL
Method.....: SW846 8081A

PARAMETER	RESULT	REPORTING LIMIT	UNITS	MDL
alpha-BHC	ND	0.030	ug/L	0.0062
beta-BHC	ND	0.030	ug/L	0.0068
delta-BHC	ND	0.030	ug/L	0.0064
gamma-BHC (Lindane)	ND	0.030	ug/L	0.0062
Heptachlor	ND	0.030	ug/L	0.0062
Aldrin	ND	0.030	ug/L	0.0061
Heptachlor epoxide	ND	0.030	ug/L	0.0065
Endosulfan I	ND	0.025	ug/L	0.0072
Dieldrin	ND	0.030	ug/L	0.0067
4,4'-DDE	ND	0.030	ug/L	0.0076
Endrin	ND	0.030	ug/L	0.0074
Endosulfan II	ND	0.025	ug/L	0.0072
4,4'-DDD	ND	0.030	ug/L	0.0085
Endosulfan sulfate	ND	0.030	ug/L	0.0083
4,4'-DDT	ND	0.030	ug/L	0.0086
Methoxychlor	ND	0.10	ug/L	0.010
Endrin ketone	ND	0.030	ug/L	0.013
Endrin aldehyde	ND	0.030	ug/L	0.0091
alpha-Chlordane	ND	0.030	ug/L	0.0073
gamma-Chlordane	ND	0.030	ug/L	0.0065
Toxaphene	ND	2.0	ug/L	0.33

SURROGATE	PERCENT RECOVERY	RECOVERY LIMITS
Tetrachloro-m-xylene	91	(39 - 130)
Decachlorobiphenyl	51	(10 - 147)

Environmental Quality Mgt., Inc.

Client Sample ID: FWGLL12mw-153C-0480-GW

GC Semivolatiles

Lot-Sample #...: A7G110101-025 **Work Order #...:** J2LLR1AD **Matrix.....:** WG
Date Sampled...: 07/10/07 12:01 **Date Received..:** 07/11/07
Prep Date.....: 07/12/07 **Analysis Date..:** 07/16/07
Prep Batch #...: 7193042
Dilution Factor: 1 **Initial Wgt/Vol:** 1020 mL **Final Wgt/Vol..:** 2 mL
Method.....: SW846 8081A

PARAMETER	RESULT	REPORTING LIMIT	UNITS	MDL
alpha-BHC	ND	0.030	ug/L	0.0062
beta-BHC	ND	0.030	ug/L	0.0068
delta-BHC	ND	0.030	ug/L	0.0064
gamma-BHC (Lindane)	ND	0.030	ug/L	0.0062
Heptachlor	ND	0.030	ug/L	0.0062
Aldrin	ND	0.030	ug/L	0.0061
Heptachlor epoxide	ND	0.030	ug/L	0.0065
Endosulfan I	ND	0.025	ug/L	0.0072
Dieldrin	ND	0.030	ug/L	0.0067
4,4'-DDE	ND	0.030	ug/L	0.0076
Endrin	ND	0.030	ug/L	0.0074
Endosulfan II	ND	0.025	ug/L	0.0072
4,4'-DDD	ND	0.030	ug/L	0.0085
Endosulfan sulfate	ND	0.030	ug/L	0.0083
4,4'-DDT	ND	0.030	ug/L	0.0086
Methoxychlor	ND	0.10	ug/L	0.010
Endrin ketone	ND	0.030	ug/L	0.013
Endrin aldehyde	ND	0.030	ug/L	0.0091
alpha-Chlordane	ND	0.030	ug/L	0.0073
gamma-Chlordane	ND	0.030	ug/L	0.0065
Toxaphene	ND	2.0	ug/L	0.33

SURROGATE	PERCENT RECOVERY	RECOVERY LIMITS
Tetrachloro-m-xylene	88	(39 - 130)
Decachlorobiphenyl	43	(10 - 147)

Environmental Quality Mgt., Inc.

Client Sample ID: FWGBKGmw-021C-0473-GW

GC Semivolatiles

Lot-Sample #...: A7G110101-027 **Work Order #...:** J2LLV1AD **Matrix.....:** WG
Date Sampled...: 07/10/07 14:10 **Date Received..:** 07/11/07
Prep Date.....: 07/12/07 **Analysis Date..:** 07/16/07
Prep Batch #...: 7193042
Dilution Factor: 1 **Initial Wgt/Vol:** 1020 mL **Final Wgt/Vol..:** 2 mL
Method.....: SW846 8081A

PARAMETER	RESULT	REPORTING LIMIT	UNITS	MDL
alpha-BHC	ND	0.030	ug/L	0.0062
beta-BHC	ND	0.030	ug/L	0.0068
delta-BHC	ND	0.030	ug/L	0.0064
gamma-BHC (Lindane)	ND	0.030	ug/L	0.0062
Heptachlor	ND	0.030	ug/L	0.0062
Aldrin	ND	0.030	ug/L	0.0061
Heptachlor epoxide	ND	0.030	ug/L	0.0065
Endosulfan I	ND	0.025	ug/L	0.0072
Dieldrin	ND	0.030	ug/L	0.0067
4,4'-DDE	ND	0.030	ug/L	0.0076
Endrin	ND	0.030	ug/L	0.0074
Endosulfan II	ND	0.025	ug/L	0.0072
4,4'-DDD	ND	0.030	ug/L	0.0085
Endosulfan sulfate	ND	0.030	ug/L	0.0083
4,4'-DDT	ND	0.030	ug/L	0.0086
Methoxychlor	ND	0.10	ug/L	0.010
Endrin ketone	ND	0.030	ug/L	0.013
Endrin aldehyde	ND	0.030	ug/L	0.0091
alpha-Chlordane	ND	0.030	ug/L	0.0073
gamma-Chlordane	ND	0.030	ug/L	0.0065
Toxaphene	ND	2.0	ug/L	0.33

SURROGATE	PERCENT RECOVERY	RECOVERY LIMITS
Tetrachloro-m-xylene	86	(39 - 130)
Decachlorobiphenyl	100	(10 - 147)

FORM 8
PESTICIDES ANALYTICAL SEQUENCE

Lab Name: STL - NORTH CANTON Contract:

Lab Code: STLCAN Case No.: SAS No.: SDG No.: A7G110101

GC Column: CLP PESTICIDES ID: 0.53 (mm) Init. Calib. Date(s): 07/02/07 07/19/07

Instrument ID: A2HP3

THE ANALYTICAL SEQUENCE OF PERFORMANCE EVALUATION MIXTURES, BLANKS, SAMPLES, AND STANDARDS IS GIVEN BELOW:

	MEAN SURROGATE RT FROM INITIAL CALIBRATION					
	CLIENT SAMPLE NO.	LAB SAMPLE ID	DATE ANALYZED	TIME ANALYZED	RT #	RT #
01		TOX3 E080	07/19/07	1456		
02		PEM E096	07/19/07	1814		
03		AB3 E005	07/19/07	2310		
04		MRL	07/19/07	2335	0302F3201	
05	FWGLL1MW-080	J2LK01AD	07/20/07	0024		
06		TOX3 E080	07/20/07	0138		
07		PEM E096	07/20/07	0228		
08		AB3 E005	07/20/07	0253		
09		MRL	07/20/07	0317	0411F4101	
10						
11						
12						
13						
14						
15						
16						
17						
18						
19						
20						
21						
22						
23						
24						
25						
26						
27						
28						
29						
30						
31						
32						

QC LIMITS

Column used to flag retention time values with an asterisk.
* Values outside of QC limits.

COMPOUNDS and EXP. RT REPORT

Operator: 093905 Date Acquired: 20-JUL-2007 00:24
Data File: //cansvr11/dd/chem/GCS/a2hp3.i/70719IC-1.b/034F3401.D
Lab Sample ID: J2LK01AD
Misc. Info:
Instrument: a2hp3.i
Method: \\Cansvr11\dd\chem\GCS\a2hp3.i\70719IC-1.b\PEST3.m
Dilution Factor: 10

	Compound	RT	Area	Amount	Conc	
1)	Tetrachloro-m-xylene	4.906	1487306	0.007	0.144 ug/L	72%
3)	Hexachlorobenzene	NOT DETECTED	Expected RT = 5.566			
2)	Diallate	NOT DETECTED	Expected RT = 5.741			
4)	alpha-BHC	5.851	237530	0.000	0.008 ug/L	
5)	gamma-BHC (Lindane)	NOT DETECTED	Expected RT = 6.362			
6)	beta-BHC	6.526	209079	0.002	0.041 ug/L	
7)	delta-BHC	6.786	219857	0.004	0.081 ug/L	
8)	Tech Chlordane	NOT DETECTED	Expected RT = 6.956			
9)	Heptachlor	NOT DETECTED	Expected RT = 7.079			
10)	Aldrin	7.558	15906	0.000	0.002 ug/L	
11)	Isodrin	NOT DETECTED	Expected RT = 8.218			
12)	Heptachlor epoxide	NOT DETECTED	Expected RT = 8.922			
13)	gamma-Chlordane	9.169	380652	0.004	0.078 ug/L	
14)	alpha-Chlordane	NOT DETECTED	Expected RT = 9.466			
15)	Endosulfan I	NOT DETECTED	Expected RT = 9.682			
16)	4,4'-DDE	NOT DETECTED	Expected RT = 9.761			
17)	Dieldrin	NOT DETECTED	Expected RT = 10.109			
20)	Endrin	NOT DETECTED	Expected RT = 10.456			
21)	Kepone	NOT DETECTED	Expected RT = 10.520			
22)	4,4'-DDD	NOT DETECTED	Expected RT = 10.722			
23)	Endosulfan II	NOT DETECTED	Expected RT = 10.797			
18)	Chlorobenzilate	NOT DETECTED	Expected RT = 10.806			
24)	4,4'-DDT	NOT DETECTED	Expected RT = 11.106			
19)	Toxaphene	NOT DETECTED	Expected RT = 11.356			
26)	Endrin aldehyde	NOT DETECTED	Expected RT = 11.399			
25)	Mirex	NOT DETECTED	Expected RT = 11.766			
27)	Methoxychlor	NOT DETECTED	Expected RT = 11.807			
28)	Endosulfan sulfate	NOT DETECTED	Expected RT = 11.950			
29)	Endrin ketone	NOT DETECTED	Expected RT = 12.257			
30)	Decachlorobiphenyl	13.443	1490192	0.011	0.228 ug/L	114%

COMPOUNDS and EXP. RT REPORT

Operator: 093905 Date Acquired: 20-JUL-2007 00:24
Data File: //cansvr11/dd/chem/GCS/a2hp3.i/70719IC-1.b/70719IC-1.b/034F3401.D
Lab Sample ID: J2LK01AD
Misc. Info:
Instrument: a2hp3.i
Method: \\Cansvr11\dd\chem\GCS\a2hp3.i\70719IC-1.b\PEST3.m\pest3r.m
Dilution Factor: 10

bulk

	Compound	RT	Area	Amount	Conc	
1)	Tetrachloro-m-xylene	5.635	4825346	0.007	0.149 ug/L	-74.5%
2)	Diallate	NOT DETECTED	Expected RT = 6.454			
3)	Hexachlorobenzene	NOT DETECTED	Expected RT = 6.455			
4)	alpha-BHC	6.717	43551	0.000	0.001 ug/L	
5)	gamma-BHC (Lindane)	NOT DETECTED	Expected RT = 7.340			
6)	beta-BHC	7.557	10218496	0.032	0.641 ug/L	
9)	Tech Chlordane	NOT DETECTED	Expected RT = 7.892			
7)	delta-BHC	NOT DETECTED	Expected RT = 8.161			
8)	Heptachlor	NOT DETECTED	Expected RT = 8.205			
10)	Aldrin	NOT DETECTED	Expected RT = 8.954			
11)	Isodrin	NOT DETECTED	Expected RT = 9.773			
12)	Heptachlor epoxide	10.153	93551109	0.132	2.650 ug/L	
13)	gamma-Chlordane	NOT DETECTED	Expected RT = 10.454			
14)	alpha-Chlordane	10.674	71753553	0.088	1.763 ug/L	
15)	Endosulfan I	NOT DETECTED	Expected RT = 10.742			
16)	4,4'-DDE	NOT DETECTED	Expected RT = 11.017			
17)	Dieldrin	NOT DETECTED	Expected RT = 11.142			
20)	Endrin	NOT DETECTED	Expected RT = 11.541			
18)	Chlorobenzilate	NOT DETECTED	Expected RT = 11.667			
21)	Kepone	11.690	27140	0.078	1.556 ug/L	
22)	4,4'-DDD	11.780	444023	0.001	0.025 ug/L	
23)	Endosulfan II	NOT DETECTED	Expected RT = 11.825			
19)	Toxaphene	NOT DETECTED	Expected RT = 11.934			
24)	4,4'-DDT	NOT DETECTED	Expected RT = 12.148			
25)	Endrin aldehyde	NOT DETECTED	Expected RT = 12.252			
26)	Endosulfan sulfate	NOT DETECTED	Expected RT = 12.577			
28)	Methoxychlor	12.958	104092	0.001	0.015 ug/L	
27)	Mirex	NOT DETECTED	Expected RT = 13.087			
29)	Endrin ketone	NOT DETECTED	Expected RT = 13.149			
30)	Decachlorobiphenyl	14.545	3837041	0.012	0.249 ug/L	-124.5%

STL North Canton

CONTINUING CALIBRATION COMPOUNDS

Instrument ID: a2hp3.i Injection Date: 19-JUL-2007 14:56
Lab File ID: 011F1101.D Init. Cal. Date(s): 02-JUL-2007 19-JUL-2007
Analysis Type: Init. Cal. Times: 17:29 13:41
Lab Sample ID: TOX3 E080 Quant Type: ESTD
Method: \\cansvr11\dd\chem\GCS\a2hp3.i\70719IC-1.b\PEST3.m

COMPOUND	RRF / AMOUNT	RF0.025	CCAL RRF0.025	MIN RRF	%D / %DRIFT	MAX %D / %DRIFT	CURVE TYPE	
19 Toxaphene (1)	2404155	2104148	2104148	0.010	12.47869	15.00000	Averaged	
(2)	2713887	2391581	2391581	0.010	11.87618	15.00000	Averaged	
(3)	3440703	3046101	3046101	0.010	11.46865	15.00000	Averaged	
(4)	2844478	2435925	2435925	0.010	14.36301	15.00000	Averaged	
(5)	2225172	1832930	1832930	0.010	17.62750	15.00000	Averaged	<-

Avg = $\frac{67.81403}{5}$ = 13.56

STL North Canton

CONTINUING CALIBRATION COMPOUNDS

Instrument ID: a2hp3.i
Lab File ID: 011F1101.D
Analysis Type:
Lab Sample ID: TOX3 E080
Method: \\cansvr11\dd\chem\GCS\a2hp3.i\70719IC-1.b\PEST3.m\pest3r.m

Injection Date: 19-JUL-2007 14:56
Init. Cal. Date(s): 02-JUL-2007 19-JUL-2007
Init. Cal. Times: 17:29 13:41
Quant Type: ESTD

COMPOUND	RRF / AMOUNT	RF0.025	CCAL RRF0.025	MIN RRF	%D / %DRIFT	MAX %D / %DRIFT	CURVE TYPE	
19 Toxaphene(1)	7231912	6172276	6172276	0.010	14.65222	15.00000	Averaged	
(2)	7291732	6197352	6197352	0.010	15.00850	15.00000	Averaged	<-
(3)	7843652	6347442	6347442	0.010	19.07543	15.00000	Averaged	<-
(4)	5877443	4552306	4552306	0.010	22.54614	15.00000	Averaged	<-
(5)	4859020	3624184	3624184	0.010	25.41327	15.00000	Averaged	<-

$\text{Avg} = \frac{96.69556}{5} = 19.3$

STL North Canton

CONTINUING CALIBRATION COMPOUNDS

Instrument ID: a2hp3.i
Lab File ID: 031F3101.D
Analysis Type:
Lab Sample ID: AB3 E005
Method: \\Cansvr11\dd\chem\GCS\a2hp3.i\70719IC-1.b\PEST3.m\pest3r.m

Injection Date: 19-JUL-2007 23:10
Init. Cal. Date(s): 02-JUL-2007 19-JUL-2007
Init. Cal. Times: 17:29 13:41
Quant Type: ESTD

COMPOUND	RRF / AMOUNT	RF0.025	CCAL RRF0.025	MIN RRF	%D / %DRIFT	MAX %D / %DRIFT	CURVE TYPE	
$ 1 Tetrachloro-m-xylene	378907582	406824080	406824080	0.000	-7.36763	15.00000	Averaged	
4 alpha-BHC	917024333	1.025e+09	1.025e+09	0.010	-11.77709	15.00000	Averaged	
5 gamma-BHC-(Lindane)	392919219	440143960	440143960	0.010	-12.01894	15.00000	Averaged	
6 beta-BHC	148539473	165569040	165569040	0.010	-11.46467	15.00000	Averaged	
7 delta-BHC	0.02500	0.02686	347575200	0.010	-7.44701	0.000e+000	Linear	
8 Heptachlor	302301425	339108400	339108400	0.010	-12.17559	15.00000	Averaged	
10 Aldrin	306905195	345426200	345426200	0.010	-12.55143	15.00000	Averaged	
12 Heptachlor epoxide	309976265	358207760	358207760	0.010	-15.55974	15.00000	Averaged	<-
13 gamma-Chlordane	306305395	349990320	349990320	0.010	-14.26189	15.00000	Averaged	
14 alpha-Chlordane	313310574	356843080	356843080	0.010	-13.89436	15.00000	Averaged	
16 4,4'-DDE	640009154	709024440	709024440	0.010	-10.78348	15.00000	Averaged	
15 Endosulfan I	538101197	610765920	610765920	0.010	-13.50391	15.00000	Averaged	
17 Dieldrin	317325470	372380080	372380080	0.010	-17.34957	15.00000	Averaged	<-
20 Endrin	483980831	553527520	553527520	0.010	-14.36972	15.00000	Averaged	
22 4,4'-DDD	354160331	385962440	385962440	0.010	-8.97958	15.00000	Averaged	
23 Endosulfan II	245431737	279990680	279990680	0.010	-14.08088	15.00000	Averaged	
24 4,4'-DDT	331699559	368210720	368210720	0.010	-11.00730	15.00000	Averaged	
25 Endrin aldehyde	310160893	352567520	352567520	0.010	-13.67246	15.00000	Averaged	
26 Endosulfan sulfate	220572421	249205200	249205200	0.010	-12.98112	15.00000	Averaged	
28 Methoxychlor	139986327	162136120	162136120	0.010	-15.82283	15.00000	Averaged	<-
29 Endrin ketone	317638167	368077880	368077880	0.010	-15.87961	15.00000	Averaged	<-
$ 30 Decachlorobiphenyl	155396053	179471400	179471400	0.010	-15.49289	15.00000	Averaged	<-

Avg = 259.5818 / 20 = 12.979

Data File: \\cansvr11\dd\chem\GCS\a2hp3.i\70719IC-1.b\032F3201.D Page 1
Report Date: 20-Jul-2007 08:58

STL North Canton

CONTINUING CALIBRATION COMPOUNDS

Instrument ID: a2hp3.i Injection Date: 19-JUL-2007 23:35
Lab File ID: 032F3201.D Init. Cal. Date(s): 02-JUL-2007 19-JUL-2007
Analysis Type: Init. Cal. Times: 17:29 13:41
Lab Sample ID: MRL Quant Type: ESTD
Method: \\Cansvr11\dd\chem\GCS\a2hp3.i\70719IC-1.b\PEST3.m

COMPOUND	RRF / AMOUNT	RF0.005	CCAL RRF0.005	MIN RRF	%D / %DRIFT	MAX %D / %DRIFT	CURVE TYPE
$ 1 Tetrachloro-m-xylene	114852803	128506200	128506200	0.000	-11.88774	15.00000	Averaged
4 alpha-BHC	160973913	167477800	167477800	0.010	-4.04034	15.00000	Averaged
5 gamma-BHC (Lindane)	136717930	143796400	143796400	0.010	-5.17743	15.00000	Averaged
6 beta-BHC	55266408	60852400	60852400	0.010	-10.10739	15.00000	Averaged
7 delta-BHC	0.00500	0.00773	122754600	0.010	-54.69377	0.000e+000	Linear<=
9 Heptachlor	113422224	127430800	127430800	0.010	-12.35082	15.00000	Averaged
10 Aldrin	113035942	122639000	122639000	0.010	-8.49558	15.00000	Averaged
12 Heptachlor epoxide	78291427	88748800	88748800	0.010	-13.35698	15.00000	Averaged
13 gamma-Chlordane	80693459	86618400	86618400	0.010	-7.34253	15.00000	Averaged
14 alpha-Chlordane	88668255	95516800	95516800	0.010	-7.72378	15.00000	Averaged
16 4,4'-DDE	259776987	279535200	279535200	0.010	-7.60584	15.00000	Averaged
15 Endosulfan I	197532563	222353400	222353400	0.010	-12.56544	15.00000	Averaged
17 Dieldrin	102024012	109064800	109064800	0.010	-6.90111	15.00000	Averaged
20 Endrin	207248995	222837000	222837000	0.010	-7.52139	15.00000	Averaged
22 4,4'-DDD	155370085	157043600	157043600	0.010	-1.07712	15.00000	Averaged
23 Endosulfan II	84734943	93917800	93917800	0.010	-10.83715	15.00000	Averaged
24 4,4'-DDT	166234506	177641200	177641200	0.010	-6.86181	15.00000	Averaged
26 Endrin aldehyde	139790633	158375600	158375600	0.010	-13.29486	15.00000	Averaged
27 Methoxychlor	38535970	43116800	43116800	0.010	-11.88715	15.00000	Averaged
28 Endosulfan sulfate	82782477	93814200	93814200	0.010	-13.32616	15.00000	Averaged
29 Endrin ketone	172602511	196298800	196298800	0.010	-13.72882	15.00000	Averaged
$ 30 Decachlorobiphenyl	77981728	88553800	88553800	0.010	-13.55712	15.00000	Averaged

154.6%

Data File: 032F3201.D Page 1
Report Date: 20-Jul-2007 09:49

STL North Canton

CONTINUING CALIBRATION COMPOUNDS

Instrument ID: a2hp3.i Injection Date: 19-JUL-2007 23:35
Lab File ID: 032F3201.D Init. Cal. Date(s): 02-JUL-2007 19-JUL-2007
Analysis Type: Init. Cal. Times: 17:29 13:41
Lab Sample ID: MRL Quant Type: ESTD
Method: \\Cansvr11\dd\chem\GCS\a2hp3.i\70719IC-1.b\PEST3.m\pest3r.m

COMPOUND	RRF / AMOUNT	RF0.005	CCAL RRF0.005	MIN RRF	%D / %DRIFT	MAX %D / %DRIFT	CURVE TYPE	
$ 1 Tetrachloro-m-xylene	378907582	431589400	431589400	0.000	-13.90361	15.00000	Averaged	
4 alpha-BHC	917024333	945707800	945707800	0.010	-3.12789	15.00000	Averaged	
5 gamma-BHC (Lindane)	392919219	414405400	414405400	0.010	-5.46835	15.00000	Averaged	
6 beta-BHC	148539473	164620400	164620400	0.010	-10.82603	15.00000	Averaged	
7 delta-BHC	0.00500	0.00907	315617000	0.010	-81.30362	0.000e+000	Linear	<-
8 Heptachlor	302301425	333494400	333494400	0.010	-10.31850	15.00000	Averaged	
10 Aldrin	306905195	328889000	328889000	0.010	-7.16306	15.00000	Averaged	
12 Heptachlor epoxide	309976265	358330000	358330000	0.010	-15.59917	15.00000	Averaged	<-
13 gamma-Chlordane	306305395	334011000	334011000	0.010	-9.04509	15.00000	Averaged	
14 alpha-Chlordane	313310574	352521600	352521600	0.010	-12.51507	15.00000	Averaged	
16 4,4'-DDE	640009154	704500000	704500000	0.010	-10.07655	15.00000	Averaged	
15 Endosulfan I	538101197	630048600	630048600	0.010	-17.08738	15.00000	Averaged	<-
17 Dieldrin	317325470	351187600	351187600	0.010	-10.67110	15.00000	Averaged	
20 Endrin	483980831	535508000	535508000	0.010	-10.64653	15.00000	Averaged	
22 4,4'-DDD	354160331	368848000	368848000	0.010	-4.14718	15.00000	Averaged	
23 Endosulfan II	245431737	285373000	285373000	0.010	-16.27388	15.00000	Averaged	<-
24 4,4'-DDT	331699559	363547200	363547200	0.010	-9.60135	15.00000	Averaged	
25 Endrin aldehyde	310160893	369767000	369767000	0.010	-19.21780	15.00000	Averaged	<-
26 Endosulfan sulfate	220572421	251773400	251773400	0.010	-14.14546	15.00000	Averaged	
28 Methoxychlor	139986327	171745000	171745000	0.010	-22.68698	15.00000	Averaged	<-
29 Endrin ketone	317638167	385496600	385496600	0.010	-21.36344	15.00000	Averaged	<-
$ 30 Decachlorobiphenyl	155396053	189476000	189476000	0.010	-21.93102	15.00000	Averaged	<-

1814

Data File: \\cansvr11\dd\chem\GCS\a2hp3.i\70719IC-1.b\037F3701.D Page 1
Report Date: 20-Jul-2007 01:56

STL North Canton

CONTINUING CALIBRATION COMPOUNDS

Instrument ID: a2hp3.i Injection Date: 20-JUL-2007 01:38
Lab File ID: 037F3701.D Init. Cal. Date(s): 02-JUL-2007 19-JUL-2007
Analysis Type: Init. Cal. Times: 17:29 13:41
Lab Sample ID: TOX3 E080 Quant Type: ESTD
Method: \\cansvr11\dd\chem\GCS\a2hp3.i\70719IC-1.b\PEST3.m

COMPOUND	RRF / AMOUNT	RF0.025	CCAL RRF0.025	MIN RRF	%D / %DRIFT	MAX %D / %DRIFT	CURVE TYPE	
19 Toxaphene (1)	2404155	2040777	2040777	0.010	15.11459	15.00000	Averaged	<-
(2)	2713887	2315593	2315593	0.010	14.67615	15.00000	Averaged	
(3)	3440703	2980869	2980869	0.010	13.36454	15.00000	Averaged	
(4)	2844478	2391032	2391032	0.010	15.94126	15.00000	Averaged	<-
(5)	2225172	1757887	1757887	0.010	20.99996	15.00000	Averaged	<-

Avg = $\frac{80.0965}{5}$ = 16.0

STL North Canton

CONTINUING CALIBRATION COMPOUNDS

Instrument ID: a2hp3.i Injection Date: 20-JUL-2007 01:38
Lab File ID: 037F3701.D Init. Cal. Date(s): 02-JUL-2007 19-JUL-2007
Analysis Type: Init. Cal. Times: 17:29 13:41
Lab Sample ID: TOX3 E080 Quant Type: ESTD
Method: \\cansvr11\dd\chem\GCS\a2hp3.i\70719IC-1.b\PEST3.m\pest3r.m

COMPOUND	RRF / AMOUNT	RF0.025	CCAL RRF0.025	MIN RRF	%D / %DRIFT	MAX %D / %DRIFT	CURVE TYPE	
19 Toxaphene (1)	7231912	6525031	6525031	0.010	9.77447	15.00000	Averaged	
(2)	7291732	6478530	6478530	0.010	11.15238	15.00000	Averaged	
(3)	7843652	6726095	6726095	0.010	14.24792	15.00000	Averaged	
(4)	5877443	4806780	4806780	0.010	18.21647	15.00000	Averaged	<-
(5)	4859020	3890186	3890186	0.010	19.93888	15.00000	Averaged	<-

$\text{Avg} = \frac{73.33012}{5} = 14.66$

STL North Canton

CONTINUING CALIBRATION COMPOUNDS

Instrument ID: a2hp3.i Injection Date: 20-JUL-2007 02:53
Lab File ID: 040F4001.D Init. Cal. Date(s): 02-JUL-2007 19-JUL-2007
Analysis Type: Init. Cal. Times: 17:29 13:41
Lab Sample ID: AB3 E005 Quant Type: ESTD
Method: \\cansvr11\dd\chem\GCS\a2hp3.i\70719IC-1.b\PEST3.m\pest3r.m

COMPOUND	RRF / AMOUNT	RF0.050	CCAL RRF0.050	MIN RRF	%D / %DRIFT	MAX %D / %DRIFT	CURVE TYPE	
$ 1 Tetrachloro-m-xylene	378907582	431641500	431641500	0.000	-13.91736	15.00000	Averaged	
4 alpha-BHC	917024333	1.071e+09	1.071e+09	0.010	-16.75146	15.00000	Averaged	<-
5 gamma-BHC (Lindane)	392919219	449611620	449611620	0.010	-14.42851	15.00000	Averaged	
6 beta-BHC	148539473	168244720	168244720	0.010	-13.26600	15.00000	Averaged	
7 delta-BHC	0.05000	0.05169	372187560	0.010	-3.37464	0.000e+000	Linear	
8 Heptachlor	302301425	339744180	339744180	0.010	-12.38590	15.00000	Averaged	
10 Aldrin	306905195	361051940	361051940	0.010	-17.64282	15.00000	Averaged	<-
12 Heptachlor epoxide	309976265	371965660	371965660	0.010	-19.99811	15.00000	Averaged	<-
13 gamma-Chlordane	306305395	367253260	367253260	0.010	-19.89774	15.00000	Averaged	<-
14 alpha-Chlordane	313310574	377751020	377751020	0.010	-20.56759	15.00000	Averaged	<-
16 4,4'-DDE	640009154	764986300	764986300	0.010	-19.52740	15.00000	Averaged	<-
15 Endosulfan I	538101197	636704940	636704940	0.010	-18.32439	15.00000	Averaged	<-
17 Dieldrin	317325470	392312580	392312580	0.010	-23.63098	15.00000	Averaged	<-
20 Endrin	483980831	601498920	601498920	0.010	-24.28156	15.00000	Averaged	<-
22 4,4'-DDD	354160331	424248980	424248980	0.010	-19.79009	15.00000	Averaged	<-
23 Endosulfan II	245431737	298162040	298162040	0.010	-21.48471	15.00000	Averaged	<-
24 4,4'-DDT	331699559	398408960	398408960	0.010	-20.11139	15.00000	Averaged	<-
25 Endrin aldehyde	310160893	367495620	367495620	0.010	-18.48548	15.00000	Averaged	<-
26 Endosulfan sulfate	220572421	270696620	270696620	0.010	-22.72460	15.00000	Averaged	<-
28 Methoxychlor	139986327	171850780	171850780	0.010	-22.76255	15.00000	Averaged	<-
29 Endrin ketone	317638167	386526080	386526080	0.010	-21.68754	15.00000	Averaged	<-
$ 30 Decachlorobiphenyl	155396053	183228820	183228820	0.010	-17.91086	15.00000	Averaged	<-

Avg = $\frac{371.12346}{20} = 18.5556$

STL North Canton

CONTINUING CALIBRATION COMPOUNDS

Instrument ID: a2hp3.i
Lab File ID: 041F4101.D
Analysis Type:
Lab Sample ID: MRL
Method: \\cansvr11\dd\chem\GCS\a2hp3.i\70719IC-1.b\PEST3.m

Injection Date: 20-JUL-2007 03:17
Init. Cal. Date(s): 02-JUL-2007 19-JUL-2007
Init. Cal. Times: 17:29 13:41
Quant Type: ESTD

COMPOUND	RRF / AMOUNT	RF0.005	CCAL RRF0.005	MIN RRF	%D / %DRIFT	MAX %D / %DRIFT	CURVE TYPE	
$ 1 Tetrachloro-m-xylene	114852803	123107000	123107000	0.000	-7.18676	15.00000	Averaged	
4 alpha-BHC	160973913	154197200	154197200	0.010	4.20982	15.00000	Averaged	
5 gamma-BHC (Lindane)	136717930	132797400	132797400	0.010	2.86760	15.00000	Averaged	
6 beta-BHC	55266408	58010000	58010000	0.010	-4.96430	15.00000	Averaged	
7 delta-BHC	0.00500	0.00746	115151000	0.010	-49.24727	0.000e+000	Linear	<- 149.2%
9 Heptachlor	113422224	124160400	124160400	0.010	-9.46744	15.00000	Averaged	
10 Aldrin	113035942	116827400	116827400	0.010	-3.35421	15.00000	Averaged	
12 Heptachlor epoxide	78291427	85510800	85510800	0.010	-9.22115	15.00000	Averaged	
13 gamma-Chlordane	80693459	82553200	82553200	0.010	-2.30470	15.00000	Averaged	
14 alpha-Chlordane	88668255	92072800	92072800	0.010	-3.83964	15.00000	Averaged	
16 4,4'-DDE	259776987	272038800	272038800	0.010	-4.72013	15.00000	Averaged	
15 Endosulfan I	197532563	211924400	211924400	0.010	-7.28580	15.00000	Averaged	
17 Dieldrin	102024012	106301000	106301000	0.010	-4.19214	15.00000	Averaged	
20 Endrin	207248995	220075400	220075400	0.010	-6.18889	15.00000	Averaged	
22 4,4'-DDD	155370085	153715000	153715000	0.010	1.06525	15.00000	Averaged	
23 Endosulfan II	84734943	91274600	91274600	0.010	-7.71778	15.00000	Averaged	
24 4,4'-DDT	166234506	173787400	173787400	0.010	-4.54352	15.00000	Averaged	
26 Endrin aldehyde	139790633	157086600	157086600	0.010	-12.37277	15.00000	Averaged	
27 Methoxychlor	38535970	43540400	43540400	0.010	-12.98639	15.00000	Averaged	
28 Endosulfan sulfate	82782477	90356200	90356200	0.010	-9.14895	15.00000	Averaged	
29 Endrin ketone	172602511	192908400	192908400	0.010	-11.76454	15.00000	Averaged	
$ 30 Decachlorobiphenyl	77981728	90063400	90063400	0.010	-15.49295	15.00000	Averaged	<-

Data File: 041F4101.D
Report Date: 20-Jul-2007 09:49

STL North Canton

CONTINUING CALIBRATION COMPOUNDS

Instrument ID: a2hp3.i
Lab File ID: 041F4101.D
Analysis Type:
Lab Sample ID: MRL
Injection Date: 20-JUL-2007 03:17
Init. Cal. Date(s): 02-JUL-2007 19-JUL-2007
Init. Cal. Times: 17:29 13:41
Quant Type: ESTD
Method: \\cansvr11\dd\chem\GCS\a2hp3.i\70719IC-1.b\PEST3.m\pest3r.m

COMPOUND	RRF / AMOUNT	RF0.005	CCAL RRF0.005	MIN RRF	%D / %DRIFT	MAX %D / %DRIFT	CURVE TYPE	
$ 1 Tetrachloro-m-xylene	378907582	412219400	412219400	0.000	-8.79154	15.00000	Averaged	
4 alpha-BHC	917024333	875615800	875615800	0.010	4.51553	15.00000	Averaged	
5 gamma-BHC (Lindane)	392919219	382433000	382433000	0.010	2.66880	15.00000	Averaged	
6 beta-BHC	148539473	157147200	157147200	0.010	-5.79491	15.00000	Averaged	
7 delta-BHC	0.00500	0.00881	295109000	0.010	-76.17133	0.000e+000	Linear	<- 176.2%
8 Heptachlor	302301425	308596600	308596600	0.010	-2.08242	15.00000	Averaged	
10 Aldrin	306905195	311672800	311672800	0.010	-1.55345	15.00000	Averaged	
12 Heptachlor epoxide	309976265	360198200	360198200	0.010	-16.20186	15.00000	Averaged	<-
13 gamma-Chlordane	306305395	319056200	319056200	0.010	-4.16278	15.00000	Averaged	
14 alpha-Chlordane	313310574	344527800	344527800	0.010	-9.96367	15.00000	Averaged	
16 4,4'-DDE	640009154	699877200	699877200	0.010	-9.35425	15.00000	Averaged	
15 Endosulfan I	538101197	613804200	613804200	0.010	-14.06854	15.00000	Averaged	
17 Dieldrin	317325470	343223200	343223200	0.010	-8.16125	15.00000	Averaged	
20 Endrin	483980831	536106600	536106600	0.010	-10.77021	15.00000	Averaged	
22 4,4'-DDD	354160331	365200800	365200800	0.010	-3.11736	15.00000	Averaged	
23 Endosulfan II	245431737	278152200	278152200	0.010	-13.33180	15.00000	Averaged	
24 4,4'-DDT	331699559	362995400	362995400	0.010	-9.43500	15.00000	Averaged	
25 Endrin aldehyde	310160893	365169600	365169600	0.010	-17.73554	15.00000	Averaged	<-
26 Endosulfan sulfate	220572421	246834400	246834400	0.010	-11.90628	15.00000	Averaged	
28 Methoxychlor	139986327	167802200	167802200	0.010	-19.87042	15.00000	Averaged	<-
29 Endrin ketone	317638167	388090600	388090600	0.010	-22.18009	15.00000	Averaged	<-
$ 30 Decachlorobiphenyl	155396053	193513600	193513600	0.010	-24.52929	15.00000	Averaged	<-

FORM 8
PESTICIDES ANALYTICAL SEQUENCE

Lab Name: STL - NORTH CANTON Contract:

Lab Code: STLCAN Case No.: SAS No.: SDG No.: A7G110101

GC Column: CLP PESTICIDES I ID: 0.53 (mm) Init. Calib. Date(s): 07/16/07 07/16/07

Instrument ID: A2HP9

THE ANALYTICAL SEQUENCE OF PERFORMANCE EVALUATION MIXTURES, BLANKS, SAMPLES, AND STANDARDS IS GIVEN BELOW:

	MEAN SURROGATE RT FROM INITIAL CALIBRATION					
	CLIENT SAMPLE NO.	LAB SAMPLE ID	DATE ANALYZED	TIME ANALYZED	RT #	RT #
01	ICAL	PEM E096	07/16/07	0757		
02	ICAL	TOX1 E080	07/16/07	0820		
03	ICAL	TOX2 E080	07/16/07	0842		
04	ICAL	TOX3 E080	07/16/07	0904		
05	ICAL	TOX4 E080	07/16/07	0927		
06	ICAL	TOX5 E080	07/16/07	0949		
07	ICAL	AB1 E003	07/16/07	1204		
08	ICAL	AB2 E004	07/16/07	1226		
09	ICAL	AB3 E005	07/16/07	1249		
10	ICAL	AB4 E006	07/16/07	1311		
11	ICAL	AB5 E007	07/16/07	1333		
12	ICAL	AB6 E008	07/16/07	1356		
13		MRL	07/16/07	1503		
14		PEM E096	07/16/07	1525		
15	FWGCBPMW-007	J2LKL1AD	07/16/07	1548		
16	FWGCBPMW-006	J2LKQ1AD	07/16/07	1610		
17	FWGEQUIPRINS	J2LKT1AD	07/16/07	1633		
18	FWGLL12MW-18	J2LK41AH	07/16/07	1740		
19	FWGLL12MW-18	J2LK41AJ	07/16/07	1802		
20	FWGLL12MW-18	J2LK41AK	07/16/07	1825		
21	FWGLL12MW-18	J2LK81AF	07/16/07	1847		
22	FWGBKGMW-008	J2LLC1AD	07/16/07	1910		
23	FWGBKGMW-004	J2LLE1AD	07/16/07	1932		
24	FWGLL12MW-18	J2LLH1AD	07/16/07	1954		
25	FWGLL12MW-DU	J2LLN1AD	07/16/07	2017		
26	FWGLL12MW-15	J2LLR1AD	07/16/07	2039		
27	FWGBKGMW-021	J2LLV1AD	07/16/07	2102		
28		PEM E096	07/16/07	2209		
29		AB3 E005	07/16/07	2231		
30		MRL	07/16/07	2254		
31		TOX3 E080	07/17/07	0537		
32						

QC LIMITS

Column used to flag retention time values with an asterisk.
* Values outside of QC limits.

STL North Canton

CONTINUING CALIBRATION COMPOUNDS

Instrument ID: a2hp9.i
Lab File ID: 041F4101.D
Analysis Type:
Lab Sample ID: AB3 E005
Method: \\cansvr11\dd\chem\GCS\a2hp9.i\70716IC-1.b\PEST9.m

Injection Date: 16-JUL-2007 22:31
Init. Cal. Date(s): 16-JUL-2007 16-JUL-2007
Init. Cal. Times: 08:20 13:56
Quant Type: ESTD

COMPOUND	RRF / AMOUNT	RF0.025	CCAL RRF0.025	MIN RRF	%D / %DRIFT	MAX %D / %DRIFT	CURVE TYPE	
$ 1 Tetrachloro-m-xylene	26444363	48965600	48965600	0.000	-85.16461	15.00000	Averaged	<-
4 alpha-BHC	46190977	66563920	66563920	0.010	-44.10589	15.00000	Averaged	<-
5 gamma-BHC (Lindane)	26588103	35938160	35938160	0.010	-35.16632	15.00000	Averaged	<-
6 beta-BHC	18369116	28467240	28467240	0.010	-54.97338	15.00000	Averaged	<-
7 delta-BHC	43880735	60861080	60861080	0.010	-38.69658	15.00000	Averaged	<-
8 Heptachlor	42414744	57487480	57487480	0.010	-35.53655	15.00000	Averaged	<-
10 Aldrin	49517968	77349360	77349360	0.010	-56.20463	15.00000	Averaged	<-
12 Heptachlor epoxide	43391500	61322040	61322040	0.010	-41.32270	15.00000	Averaged	<-
13 gamma-Chlordane	45541223	69719640	69719640	0.010	-53.09128	15.00000	Averaged	<-
14 alpha-Chlordane	49665428	78255600	78255600	0.010	-57.56554	15.00000	Averaged	<-
15 Endosulfan I	42862378	58696400	58696400	0.010	-36.94154	15.00000	Averaged	<-
16 4,4'-DDE	47248264	74923080	74923080	0.010	-58.57319	15.00000	Averaged	<-
17 Dieldrin	50417058	71165480	71165480	0.010	-41.15358	15.00000	Averaged	<-
18 Endrin	47459585	68706080	68706080	0.010	-44.76755	15.00000	Averaged	<-
20 4,4'-DDD	37044598	54591840	54591840	0.010	-47.36789	15.00000	Averaged	<-
22 Endosulfan II	46883333	65802520	65802520	0.010	-40.35376	15.00000	Averaged	<-
23 4,4'-DDT	41407900	55004960	55004960	0.010	-32.83687	15.00000	Averaged	<-
25 Endrin aldehyde	38930124	49705800	49705800	0.010	-27.67953	15.00000	Averaged	<-
27 Methoxychlor	22695492	31647840	31647840	0.010	-39.44549	15.00000	Averaged	<-
28 Endosulfan sulfate	45226624	64251360	64251360	0.010	-42.06535	15.00000	Averaged	<-
29 Endrin ketone	55567021	68915320	68915320	0.010	-24.02198	15.00000	Averaged	<-
$ 30 Decachlorobiphenyl	54560018	72910840	72910840	0.010	-33.63419	15.00000	Averaged	<-

Average %D / Drift Results.

Calculated Average %D/Drift = 44.12129
Maximun Average %D/Drift = 15.00000
* Failed Average %D/Drift Test.

STL North Canton

CONTINUING CALIBRATION COMPOUNDS

Instrument ID: a2hp9.i Injection Date: 16-JUL-2007 22:31
Lab File ID: 041F4101.D Init. Cal. Date(s): 16-JUL-2007 16-JUL-2007
Analysis Type: Init. Cal. Times: 08:20 13:56
Lab Sample ID: AB3 E005 Quant Type: ESTD
Method: \\cansvr11\dd\chem\GCS\a2hp9.i\70716IC-1.b\PEST9.m\PEST9r.m

COMPOUND	RRF / AMOUNT	RF0.025	CCAL RRF0.025	MIN RRF	%D / %DRIFT	MAX %D / %DRIFT	CURVE TYPE	
$ 1 Tetrachloro-m-xylene	108778687	149737800	149737800	0.000	-37.65362	15.00000	Averaged	<-
4 alpha-BHC	169020876	240962080	240962080	0.010	-42.56350	15.00000	Averaged	<-
5 gamma-BHC (Lindane)	150141572	203329920	203329920	0.010	-35.42546	15.00000	Averaged	<-
6 beta-BHC	25838090	37980960	37980960	0.010	-46.99600	15.00000	Averaged	<-
7 delta-BHC	140271303	204120080	204120080	0.010	-45.51806	15.00000	Averaged	<-
8 Heptachlor	142024300	193694920	193694920	0.010	-36.38153	15.00000	Averaged	<-
10 Aldrin	159456280	222836120	222836120	0.010	-39.74747	15.00000	Averaged	<-
12 Heptachlor epoxide	139135543	198690000	198690000	0.010	-42.80319	15.00000	Averaged	<-
13 gamma-Chlordane	136755248	191796320	191796320	0.010	-40.24787	15.00000	Averaged	<-
14 alpha-Chlordane	137891370	195270600	195270600	0.010	-41.61191	15.00000	Averaged	<-
15 Endosulfan I	129079903	176688600	176688600	0.010	-36.88312	15.00000	Averaged	<-
16 4,4'-DDE	125157874	195780600	195780600	0.010	-56.42691	15.00000	Averaged	<-
17 Dieldrin	141852349	198547920	198547920	0.010	-39.96802	15.00000	Averaged	<-
18 Endrin	118055488	170224280	170224280	0.010	-44.19006	15.00000	Averaged	<-
21 4,4'-DDD	75249744	127862880	127862880	0.010	-69.91803	15.00000	Averaged	<-
22 Endosulfan II	131918158	170712960	170712960	0.010	-29.40824	15.00000	Averaged	<-
24 4,4'-DDT	86526083	114235080	114235080	0.010	-32.02387	15.00000	Averaged	<-
25 Endrin aldehyde	91964834	114838640	114838640	0.010	-24.87234	15.00000	Averaged	<-
26 Endosulfan sulfate	100013692	135120000	135120000	0.010	-35.10150	15.00000	Averaged	<-
27 Methoxychlor	18886029	27279440	27279440	0.010	-44.44243	15.00000	Averaged	<-
29 Endrin ketone	111968780	138734560	138734560	0.010	-23.90468	15.00000	Averaged	<-
$ 30 Decachlorobiphenyl	49012418	70762160	70762160	0.010	-44.37598	15.00000	Averaged	<-

Average %D / Drift Results.

Calculated Average %D/Drift = 40.47563
Maximun Average %D/Drift = 15.00000
* Failed Average %D/Drift Test.

STL North Canton

CONTINUING CALIBRATION COMPOUNDS

Instrument ID: a2hp9.i
Lab File ID: 060F6001.D
Analysis Type:
Lab Sample ID: TOX3 E080
Method: \\cansvr11\dd\chem\GCS\a2hp9.i\70716IC-1.b\PEST9.m\PEST9r.m

Injection Date: 17-JUL-2007 05:37
Init. Cal. Date(s): 16-JUL-2007 16-JUL-2007
Init. Cal. Times: 08:20 13:56
Quant Type: ESTD

COMPOUND	RRF / AMOUNT	RF0.025	CCAL RRF0.025	MIN RRF	%D / %DRIFT	MAX %D / %DRIFT	CURVE TYPE	
23 Toxaphene (1)	3905572	3728571	3728571	0.010	4.53201	15.00000	Averaged	
(2)	3920549	3686695	3686695	0.010	5.96482	15.00000	Averaged	
(3)	6616736	5681769	5681769	0.010	14.13034	15.00000	Averaged	
(4)	3864290	3177713	3177713	0.010	17.76722	15.00000	Averaged	<-
(5)	2871516	2364348	2364348	0.010	17.66203	15.00000	Averaged	<-

Average %D / Drift Results.	
Calculated Average %D/Drift =	12.01128
Maximun Average %D/Drift =	15.00000
* Passed Average %D/Drift Test.	

Avg = 60.05642 / 5 = 12.01

FORM 8
PESTICIDES ANALYTICAL SEQUENCE

Lab Name: STL - NORTH CANTON Contract:

Lab Code: STLCAN Case No.: SAS No.: SDG No.: A7G110101

GC Column: CLP PESTICIDES II ID: 0.53 (mm) Init. Calib. Date(s): 07/16/07 07/17/07

Instrument ID: A2HP9

THE ANALYTICAL SEQUENCE OF PERFORMANCE EVALUATION MIXTURES, BLANKS, SAMPLES, AND STANDARDS IS GIVEN BELOW:

	MEAN SURROGATE RT FROM INITIAL CALIBRATION					
	CLIENT SAMPLE NO.	LAB SAMPLE ID	DATE ANALYZED	TIME ANALYZED	RT #	RT #
01		TOX5 E080	07/18/07	1625		
02		E113	07/18/07	2009		
03		PEM E096	07/18/07	2031		
04		MRL	07/18/07	2054		
05	J2N8QCHK	J2N8Q1AC	07/18/07	2116		
06	FWGBKGMW-012	J2LKV1AD	07/18/07	2308		
07	J2N8QBLK	J2N8Q1AA	07/19/07	0038		
08		PEM E096	07/19/07	0100		
09		AB3 E005	07/19/07	0123		
10		MRL	07/19/07	0145		
11		TOX3 E080	07/19/07	0208		
12						
13						
14						
15						
16						
17						
18						
19						
20						
21						
22						
23						
24						
25						
26						
27						
28						
29						
30						
31						
32						

QC LIMITS

Column used to flag retention time values with an asterisk.
* Values outside of QC limits.

COMPOUNDS and EXP. RT REPORT

Operator: 093905 Date Acquired: 18-JUL-2007 23:08
Data File: //cansvr11/dd/chem/GCS/a2hp9.i/70718IC-1.b/70718IC-1.b/021F2101.D
Lab Sample ID: J2LKV1AD
Misc. Info:
Instrument: a2hp9.i
Method: \\cansvr11\dd\chem\GCS\a2hp9.i\70718IC-1.b\PEST9.m\PEST9r.m
Dilution Factor: 1

Compound	RT	Area	Amount	Conc
9) Tech Chlordane	0.000	0	0.000	0.000 ug/L
1) Tetrachloro-m-xylene	4.107	8536861	0.076	0.149 ug/L
2) Diallate	4.753	746266	0.000	0.000 ug/L
3) Hexachlorobenzene	4.832	38127	0.000	0.000 ug/L
4) alpha-BHC	4.984	32039	0.000	0.000 ug/L
5) gamma-BHC (Lindane)	NOT DETECTED Expected RT = 5.558			
6) beta-BHC	5.768	125437756	1.981	3.885 ug/L
7) delta-BHC	6.350	231838	0.002	0.003 ug/L
8) Heptachlor	NOT DETECTED Expected RT = 6.390			
10) Aldrin	NOT DETECTED Expected RT = 7.140			
11) Isodrin	8.297	2900222	0.000	0.000 ug/L
12) Heptachlor epoxide	NOT DETECTED Expected RT = 8.645			
13) gamma-Chlordane	9.039	117860	0.001	0.002 ug/L
14) alpha-Chlordane	9.347	283372	0.002	0.004 ug/L
15) Endosulfan I	NOT DETECTED Expected RT = 9.419			
16) 4,4'-DDE	NOT DETECTED Expected RT = 9.793			
17) Dieldrin	9.914	71580	0.000	0.001 ug/L
18) Endrin	NOT DETECTED Expected RT = 10.463			
20) Kepone	10.724	328670	0.000	0.000 ug/L
19) Chlorobenzilate	NOT DETECTED Expected RT = 10.768			
21) 4,4'-DDD	10.821	827643	0.010	0.019 ug/L
22) Endosulfan II	NOT DETECTED Expected RT = 10.840			
23) Toxaphene	11.008	351766	0.075	0.148 ug/L
24) 4,4'-DDT	NOT DETECTED Expected RT = 11.287			
25) Endrin aldehyde	11.432	184875	0.002	0.004 ug/L
26) Endosulfan sulfate	NOT DETECTED Expected RT = 11.836			
27) Methoxychlor	12.397	857440	0.014	0.028 ug/L
28) Mirex	NOT DETECTED Expected RT = 12.564			
29) Endrin ketone	12.599	5118547	0.046	0.091 ug/L
30) Decachlorobiphenyl	14.296	7494975	0.062	0.122 ug/L

COMPOUNDS and EXP. RT REPORT

Operator: 093905 Date Acquired: 18-JUL-2007 23:08
Data File: //cansvr11/dd/chem/GCS/a2hp9.i/70718IC-1.b/021F2101.D
Lab Sample ID: J2LKV1AD
Misc. Info:
Instrument: a2hp9.i
Method: \\cansvr11\dd\chem\GCS\a2hp9.i\70718IC-1.b\PEST9.m
Dilution Factor: 1

	Compound	RT	Area	Amount	Conc
1)	Tetrachloro-m-xylene	3.807	4610236	0.093	0.183 ug/L
2)	Hexachlorobenzene	3.964	31278	0.000	0.000 ug/L
3)	Diallate	4.060	489628	0.000	0.000 ug/L
4)	alpha-BHC	NOT DETECTED	Expected RT = 4.466		
5)	gamma-BHC (Lindane)	4.869	82867	0.002	0.003 ug/L
6)	beta-BHC	5.024	183829	0.009	0.017 ug/L
7)	delta-BHC	5.216	16544	0.000	0.001 ug/L
9)	Tech Chlordane	NOT DETECTED	Expected RT = 5.419		
8)	Heptachlor	NOT DETECTED	Expected RT = 5.532		
10)	Aldrin	6.002	367372	0.006	0.012 ug/L
11)	Isodrin	6.232	42230	0.000	0.000 ug/L
12)	Heptachlor epoxide	NOT DETECTED	Expected RT = 7.394		
13)	gamma-Chlordane	NOT DETECTED	Expected RT = 7.707		
14)	alpha-Chlordane	NOT DETECTED	Expected RT = 8.024		
15)	Endosulfan I	NOT DETECTED	Expected RT = 8.284		
16)	4,4'-DDE	8.357	767393	0.014	0.027 ug/L
17)	Dieldrin	NOT DETECTED	Expected RT = 8.801		
19)	Kepone	NOT DETECTED	Expected RT = 8.895		
18)	Endrin	NOT DETECTED	Expected RT = 9.227		
21)	Chlorobenzilate	NOT DETECTED	Expected RT = 9.300		
20)	4,4'-DDD	9.538	25416	0.001	0.001 ug/L
22)	Endosulfan II	9.625	12805	0.000	0.000 ug/L
24)	Toxaphene	NOT DETECTED	Expected RT = 9.857		
23)	4,4'-DDT	NOT DETECTED	Expected RT = 10.034		
25)	Endrin aldehyde	10.421	76543	0.002	0.004 ug/L
26)	Mirex	10.514	13809	0.000	0.000 ug/L
27)	Methoxychlor	NOT DETECTED	Expected RT = 10.932		
28)	Endosulfan sulfate	NOT DETECTED	Expected RT = 11.104		
29)	Endrin ketone	NOT DETECTED	Expected RT = 11.492		
30)	Decachlorobiphenyl	13.031	3354109	0.058	0.113 ug/L

STL North Canton

CONTINUING CALIBRATION COMPOUNDS

Instrument ID: a2hp9.i
Lab File ID: 003F0301.D
Analysis Type:
Lab Sample ID: TOX5 E080
Method: \\cansvr11\dd\chem\GCS\a2hp9.i\70718IC-1.b\PEST9.m

Injection Date: 18-JUL-2007 16:25
Init. Cal. Date(s): 16-JUL-2007 17-JUL-2007
Init. Cal. Times: 08:20 21:06
Quant Type: ESTD

COMPOUND	RRF / AMOUNT	RF0.025	CCAL RRF0.025	MIN RRF	%D / %DRIFT	MAX %D / %DRIFT	CURVE TYPE	
24 Toxaphene (1)	325386	287684	287684	0.010	11.58673	15.00000	Averaged	
(2)	616943	534335	534335	0.010	13.38989	15.00000	Averaged	
(3)	810252	710435	710435	0.010	12.31925	15.00000	Averaged	
(4)	584750	481700	481700	0.010	17.62297	15.00000	Averaged	<-
(5)	537027	429411	429411	0.010	20.03915	15.00000	Averaged	<-

Average %D / Drift Results.	
Calculated Average %D/Drift =	14.99160
Maximun Average %D/Drift =	15.00000
* Passed Average %D/Drift Test.	

Avg = $\frac{74.95799}{5} = 14.99$

Data File: 003F0301.D
Report Date: 19-Jul-2007 09:50

STL North Canton

CONTINUING CALIBRATION COMPOUNDS

Instrument ID: a2hp9.i
Lab File ID: 003F0301.D
Analysis Type:
Lab Sample ID: TOX5 E080
Method: \\cansvr11\dd\chem\GCS\a2hp9.i\70718IC-1.b\PEST9.m\PEST9r.m

Injection Date: 18-JUL-2007 16:25
Init. Cal. Date(s): 16-JUL-2007 17-JUL-2007
Init. Cal. Times: 08:20 21:06
Quant Type: ESTD

COMPOUND	RRF / AMOUNT	RF0.025	CCAL RRF0.025	MIN RRF	%D / %DRIFT	MAX %D / %DRIFT	CURVE TYPE	
23 Toxaphene(1)	4659865	3744596	3744596	0.010	19.64154	15.00000	Averaged	<-
(2)	4801874	3692097	3692097	0.010	23.11133	15.00000	Averaged	<-
(3)	7846059	5818678	5818678	0.010	25.83948	15.00000	Averaged	<-
(4)	4869191	3291043	3291043	0.010	32.41089	15.00000	Averaged	<-
(5)	3844052	2498236	2498236	0.010	35.01034	15.00000	Averaged	<-

Average %D / Drift Results.	
Calculated Average %D/Drift =	27.20272
Maximun Average %D/Drift =	15.00000
* Failed Average %D/Drift Test.	

Avg: $\frac{136.01350}{5} = 27.2$

STL North Canton

CONTINUING CALIBRATION COMPOUNDS

Instrument ID: a2hp9.i
Lab File ID: 013F1301.D
Analysis Type:
Lab Sample ID: E113
Method: \\cansvr11\dd\chem\GCS\a2hp9.i\70718IC-1.b\PEST9.m

Injection Date: 18-JUL-2007 20:09
Init. Cal. Date(s): 16-JUL-2007 17-JUL-2007
Init. Cal. Times: 08:20 21:06
Quant Type: ESTD

COMPOUND	RRF / AMOUNT	RF0.025	CCAL RRF0.025	MIN RRF	%D / %DRIFT	MAX %D / %DRIFT	CURVE TYPE	
$ 1 Tetrachloro-m-xylene	49431007	58896600	58896600	0.000	-19.14910	15.00000	Averaged	<-
4 alpha-BHC	50588779	53167480	53167480	0.010	-5.09738	15.00000	Averaged	
5 gamma-BHC (Lindane)	28053563	27968680	27968680	0.010	0.30258	15.00000	Averaged	
6 beta-BHC	21190619	23052600	23052600	0.010	-8.78682	15.00000	Averaged	
7 delta-BHC	47403698	47762000	47762000	0.010	-0.75585	15.00000	Averaged	
8 Heptachlor	44286063	43110600	43110600	0.010	2.65425	15.00000	Averaged	
10 Aldrin	59669365	66447440	66447440	0.010	-11.35939	15.00000	Averaged	
12 Heptachlor epoxide	46779005	47428600	47428600	0.010	-1.38865	15.00000	Averaged	
13 gamma-Chlordane	52594638	56514400	56514400	0.010	-7.45278	15.00000	Averaged	
14 alpha-Chlordane	58382726	62060360	62060360	0.010	-6.29918	15.00000	Averaged	
15 Endosulfan I	46244368	45982520	45982520	0.010	0.56623	15.00000	Averaged	
16 4,4'-DDE	55039938	64240480	64240480	0.010	-16.71612	15.00000	Averaged	<-
17 Dieldrin	55388855	54775720	54775720	0.010	1.10696	15.00000	Averaged	
18 Endrin	53179137	52644760	52644760	0.010	1.00486	15.00000	Averaged	
20 4,4'-DDD	41224313	40503840	40503840	0.010	1.74769	15.00000	Averaged	
22 Endosulfan II	50555604	50954800	50954800	0.010	-0.78962	15.00000	Averaged	
23 4,4'-DDT	42795934	48161800	48161800	0.010	-12.53826	15.00000	Averaged	
25 Endrin aldehyde	40752486	40276120	40276120	0.010	1.16892	15.00000	Averaged	
27 Methoxychlor	22853222	22953760	22953760	0.010	-0.43993	15.00000	Averaged	
28 Endosulfan sulfate	50702019	49159560	49159560	0.010	3.04220	15.00000	Averaged	
29 Endrin ketone	57165409	56350200	56350200	0.010	1.42605	15.00000	Averaged	
$ 30 Decachlorobiphenyl	58177643	49604040	49604040	0.010	14.73694	15.00000	Averaged	

Average %D / Drift Results.

Calculated Average %D/Drift = 5.38772
Maximun Average %D/Drift = 15.00000
* Passed Average %D/Drift Test.

Avg = 84.64572 / 20 = 4.2

Data File: 013F1301.D
Report Date: 19-Jul-2007 07:40

STL North Canton

CONTINUING CALIBRATION COMPOUNDS

Instrument ID: a2hp9.i
Lab File ID: 013F1301.D
Analysis Type:
Lab Sample ID: E113
Method: \\cansvr11\dd\chem\GCS\a2hp9.i\70718IC-1.b\PEST9.m\PEST9r.m

Injection Date: 18-JUL-2007 20:09
Init. Cal. Date(s): 16-JUL-2007 17-JUL-2007
Init. Cal. Times: 08:20 21:06
Quant Type: ESTD

COMPOUND	RRF / AMOUNT	RF0.025	CCAL RRF0.025	MIN RRF	%D / %DRIFT	MAX %D / %DRIFT	CURVE TYPE	
$ 1 Tetrachloro-m-xylene	112562214	118682160	118682160	0.000	-5.43695	15.00000	Averaged	
4 alpha-BHC	176233543	186245680	186245680	0.010	-5.68118	15.00000	Averaged	
5 gamma-BHC (Lindane)	153926111	157694240	157694240	0.010	-2.44801	15.00000	Averaged	
6 beta-BHC	27304984	28860680	28860680	0.010	-5.69748	15.00000	Averaged	
7 delta-BHC	149272982	161589840	161589840	0.010	-8.25123	15.00000	Averaged	
8 Heptachlor	148477728	149027160	149027160	0.010	-0.37004	15.00000	Averaged	
10 Aldrin	164755604	175901720	175901720	0.010	-6.76524	15.00000	Averaged	
12 Heptachlor epoxide	145095879	155050360	155050360	0.010	-6.86062	15.00000	Averaged	
13 gamma-Chlordane	141906827	141010880	141010880	0.010	0.63136	15.00000	Averaged	
14 alpha-Chlordane	143232591	151358320	151358320	0.010	-5.67310	15.00000	Averaged	
15 Endosulfan I	134429433	140223600	140223600	0.010	-4.31019	15.00000	Averaged	
16 4,4'-DDE	135807002	153697600	153697600	0.010	-13.17355	15.00000	Averaged	
17 Dieldrin	149086998	151118320	151118320	0.010	-1.36251	15.00000	Averaged	
18 Endrin	127017869	133892160	133892160	0.010	-5.41207	15.00000	Averaged	
21 4,4'-DDD	84669988	104476520	104476520	0.010	-23.39262	15.00000	Averaged	<-
22 Endosulfan II	133410095	140874040	140874040	0.010	-5.59474	15.00000	Averaged	
24 4,4'-DDT	87510322	93856680	93856680	0.010	-7.25213	15.00000	Averaged	
25 Endrin aldehyde	91933858	94378680	94378680	0.010	-2.65933	15.00000	Averaged	
26 Endosulfan sulfate	105012500	110270840	110270840	0.010	-5.00735	15.00000	Averaged	
27 Methoxychlor	20225048	22013560	22013560	0.010	-8.84306	15.00000	Averaged	
29 Endrin ketone	110544823	115986480	115986480	0.010	-4.92258	15.00000	Averaged	
$ 30 Decachlorobiphenyl	51045987	46135640	46135640	0.010	9.61946	15.00000	Averaged	

Average %D / Drift Results.

Calculated Average %D/Drift = 6.33476
Maximun Average %D/Drift = 15.00000
* Passed Average %D/Drift Test.

Avg = 124.30839 / 20 = 6.2

STL North Canton

CONTINUING CALIBRATION COMPOUNDS

Instrument ID: a2hp9.i
Lab File ID: 027F2701.D
Analysis Type:
Lab Sample ID: AB3 E005
Method: \\cansvr11\dd\chem\GCS\a2hp9.i\70718IC-1.b\PEST9.m

Injection Date: 19-JUL-2007 01:23
Init. Cal. Date(s): 16-JUL-2007 17-JUL-2007
Init. Cal. Times: 08:20 21:06
Quant Type: ESTD

COMPOUND	RRF / AMOUNT	RF0.025	CCAL RRF0.025	MIN RRF	%D / %DRIFT	MAX %D / %DRIFT	CURVE TYPE	
$ 1 Tetrachloro-m-xylene	49431007	56459720	56459720	0.000	-14.21924	15.00000	Averaged	
4 alpha-BHC	50588779	56309240	56309240	0.010	-11.30777	15.00000	Averaged	
5 gamma-BHC (Lindane)	28053563	29216280	29216280	0.010	-4.14463	15.00000	Averaged	
6 beta-BHC	21190619	25265040	25265040	0.010	-19.22747	15.00000	Averaged	<-
7 delta-BHC	47403698	49150880	49150880	0.010	-3.68575	15.00000	Averaged	
8 Heptachlor	44286063	44885400	44885400	0.010	-1.35333	15.00000	Averaged	
10 Aldrin	59669365	69781120	69781120	0.010	-16.94631	15.00000	Averaged	<-
12 Heptachlor epoxide	46779005	50162320	50162320	0.010	-7.23255	15.00000	Averaged	
13 gamma-Chlordane	52594638	66306400	66306400	0.010	-26.07065	15.00000	Averaged	<-
14 alpha-Chlordane	58382726	65927720	65927720	0.010	-12.92333	15.00000	Averaged	
15 Endosulfan I	46244368	47890400	47890400	0.010	-3.55942	15.00000	Averaged	
16 4,4'-DDE	55039938	68147240	68147240	0.010	-23.81416	15.00000	Averaged	<-
17 Dieldrin	55388855	56610720	56610720	0.010	-2.20598	15.00000	Averaged	
18 Endrin	53179137	55750000	55750000	0.010	-4.83435	15.00000	Averaged	
20 4,4'-DDD	41224313	44482440	44482440	0.010	-7.90341	15.00000	Averaged	
22 Endosulfan II	50555604	53254920	53254920	0.010	-5.33930	15.00000	Averaged	
23 4,4'-DDT	42795934	43540840	43540840	0.010	-1.74060	15.00000	Averaged	
25 Endrin aldehyde	40752486	41036840	41036840	0.010	-0.69776	15.00000	Averaged	
27 Methoxychlor	22853222	24256040	24256040	0.010	-6.13838	15.00000	Averaged	
28 Endosulfan sulfate	50702019	53002520	53002520	0.010	-4.53730	15.00000	Averaged	
29 Endrin ketone	57165409	56116360	56116360	0.010	1.83511	15.00000	Averaged	
$ 30 Decachlorobiphenyl	58177643	58881280	58881280	0.010	-1.20946	15.00000	Averaged	

Average %D / Drift Results.

Calculated Average %D/Drift = 8.22392
Maximun Average %D/Drift = 15.00000
* Passed Average %D/Drift Test.

STL North Canton

CONTINUING CALIBRATION COMPOUNDS

Instrument ID: a2hp9.i Injection Date: 19-JUL-2007 01:23
Lab File ID: 027F2701.D Init. Cal. Date(s): 16-JUL-2007 17-JUL-2007
Analysis Type: Init. Cal. Times: 08:20 21:06
Lab Sample ID: AB3 E005 Quant Type: ESTD
Method: \\cansvr11\dd\chem\GCS\a2hp9.i\70718IC-1.b\PEST9.m\PEST9r.m

COMPOUND	RRF / AMOUNT	RF0.025	CCAL RRF0.025	MIN RRF	%D / %DRIFT	MAX %D / %DRIFT	CURVE TYPE	
$ 1 Tetrachloro-m-xylene	112562214	114330680	114330680	0.000	-1.57110	15.00000	Averaged	
4 alpha-BHC	176233543	188290760	188290760	0.010	-6.84161	15.00000	Averaged	
5 gamma-BHC (Lindane)	153926111	160046680	160046680	0.010	-3.97630	15.00000	Averaged	
6 beta-BHC	27304984	30447840	30447840	0.010	-11.51019	15.00000	Averaged	
7 delta-BHC	149272982	167153120	167153120	0.010	-11.97815	15.00000	Averaged	
8 Heptachlor	148477728	155043800	155043800	0.010	-4.42226	15.00000	Averaged	
10 Aldrin	164755604	173556240	173556240	0.010	-5.34163	15.00000	Averaged	
12 Heptachlor epoxide	145095879	182423920	182423920	0.010	-25.72647	15.00000	Averaged	<-
13 gamma-Chlordane	141906827	148216200	148216200	0.010	-4.44614	15.00000	Averaged	
14 alpha-Chlordane	143232591	154945840	154945840	0.010	-8.17778	15.00000	Averaged	
15 Endosulfan I	134429433	143046960	143046960	0.010	-6.41045	15.00000	Averaged	
16 4,4'-DDE	135807002	152840000	152840000	0.010	-12.54206	15.00000	Averaged	
17 Dieldrin	149086998	155524120	155524120	0.010	-4.31769	15.00000	Averaged	
18 Endrin	127017869	139646000	139646000	0.010	-9.94201	15.00000	Averaged	
21 4,4'-DDD	84669988	100137480	100137480	0.010	-18.26798	15.00000	Averaged	<-
22 Endosulfan II	133410095	141441000	141441000	0.010	-6.01971	15.00000	Averaged	
24 4,4'-DDT	87510322	92027400	92027400	0.010	-5.16177	15.00000	Averaged	
25 Endrin aldehyde	91933858	93227360	93227360	0.010	-1.40699	15.00000	Averaged	
26 Endosulfan sulfate	105012500	108838760	108838760	0.010	-3.64362	15.00000	Averaged	
27 Methoxychlor	20225048	22146040	22146040	0.010	-9.49809	15.00000	Averaged	
29 Endrin ketone	110544823	111158000	111158000	0.010	-0.55469	15.00000	Averaged	
$ 30 Decachlorobiphenyl	51045987	45322480	45322480	0.010	11.21245	15.00000	Averaged	

Average %D / Drift Results.

Calculated Average %D/Drift = 7.86223
Maximun Average %D/Drift = 15.00000
* Passed Average %D/Drift Test.

STL North Canton

CONTINUING CALIBRATION COMPOUNDS

Instrument ID: a2hp9.i Injection Date: 19-JUL-2007 01:45
Lab File ID: 028F2801.D Init. Cal. Date(s): 16-JUL-2007 17-JUL-2007
Analysis Type: Init. Cal. Times: 08:20 21:06
Lab Sample ID: MRL Quant Type: ESTD
Method: \\cansvr11\dd\chem\GCS\a2hp9.i\70718IC-1.b\PEST9.m

COMPOUND	RRF / AMOUNT	RF0.005	CCAL RRF0.005	MIN RRF	%D / %DRIFT	MAX %D / %DRIFT	CURVE TYPE	
$ 1 Tetrachloro-m-xylene	49431007	60364000	60364000	0.000	-22.11768	15.00000	Averaged	<-
4 alpha-BHC	50588779	62275800	62275800	0.010	-23.10200	15.00000	Averaged	<-
5 gamma-BHC (Lindane)	28053563	32548000	32548000	0.010	-16.02091	15.00000	Averaged	<-
6 beta-BHC	21190619	26981000	26981000	0.010	-27.32521	15.00000	Averaged	<-
7 delta-BHC	47403698	54689400	54689400	0.010	-15.36948	15.00000	Averaged	<-
8 Heptachlor	44286063	51278000	51278000	0.010	-15.78812	15.00000	Averaged	<-
10 Aldrin	59669365	73269000	73269000	0.010	-22.79165	15.00000	Averaged	<-
12 Heptachlor epoxide	46779005	59525400	59525400	0.010	-27.24811	15.00000	Averaged	<-
13 gamma-Chlordane	52594638	58320400	58320400	0.010	-10.88659	15.00000	Averaged	
14 alpha-Chlordane	58382726	72767800	72767800	0.010	-24.63926	15.00000	Averaged	<-
15 Endosulfan I	46244368	56932000	56932000	0.010	-23.11121	15.00000	Averaged	<-
16 4,4'-DDE 141.6	55039938	77914200	77914200	0.010	-41.55939	15.00000	Averaged	<-
17 Dieldrin	55388855	65538400	65538400	0.010	-18.32416	15.00000	Averaged	<-
18 Endrin	53179137	63445400	63445400	0.010	-19.30506	15.00000	Averaged	<-
20 4,4'-DDD	41224313	49313400	49313400	0.010	-19.62213	15.00000	Averaged	<-
22 Endosulfan II	50555604	65021800	65021800	0.010	-28.61443	15.00000	Averaged	<-
23 4,4'-DDT	42795934	44255200	44255200	0.010	-3.40982	15.00000	Averaged	
25 Endrin aldehyde	40752486	46661600	46661600	0.010	-14.50001	15.00000	Averaged	
27 Methoxychlor	22853222	27588400	27588400	0.010	-20.71996	15.00000	Averaged	<-
28 Endosulfan sulfate	50702019	54775000	54775000	0.010	-8.03317	15.00000	Averaged	
29 Endrin ketone	57165409	64082400	64082400	0.010	-12.09996	15.00000	Averaged	
$ 30 Decachlorobiphenyl	58177643	68257800	68257800	0.010	-17.32651	15.00000	Averaged	<-

Average %D / Drift Results.

Calculated Average %D/Drift = 19.63249
Maximun Average %D/Drift = 15.00000
* Failed Average %D/Drift Test.

STL North Canton

CONTINUING CALIBRATION COMPOUNDS

Instrument ID: a2hp9.i Injection Date: 19-JUL-2007 01:45
Lab File ID: 028F2801.D Init. Cal. Date(s): 16-JUL-2007 17-JUL-2007
Analysis Type: Init. Cal. Times: 08:20 21:06
Lab Sample ID: MRL Quant Type: ESTD
Method: \\cansvr11\dd\chem\GCS\a2hp9.i\70718IC-1.b\PEST9.m\PEST9r.m

COMPOUND	RRF / AMOUNT	RF0.005	CCAL RRF0.005	MIN RRF	%D / %DRIFT	MAX %D / %DRIFT	CURVE TYPE	
$ 1 Tetrachloro-m-xylene	112562214	129009200	129009200	0.000	-14.61146	15.00000	Averaged	
4 alpha-BHC	176233543	198223800	198223800	0.010	-12.47791	15.00000	Averaged	
5 gamma-BHC (Lindane)	153926111	172095600	172095600	0.010	-11.80403	15.00000	Averaged	
6 beta-BHC	27304984	35462200	35462200	0.010	-29.87446	15.00000	Averaged	<-
7 delta-BHC	149272982	171891400	171891400	0.010	-15.15239	15.00000	Averaged	<-
8 Heptachlor	148477728	169831400	169831400	0.010	-14.38173	15.00000	Averaged	
10 Aldrin	164755604	190087600	190087600	0.010	-15.37550	15.00000	Averaged	<-
12 Heptachlor epoxide 194.3	145095879	281961400	281961400	0.010	-94.32764	15.00000	Averaged	<-
13 gamma-Chlordane	141906827	163731800	163731800	0.010	-15.37979	15.00000	Averaged	<-
14 alpha-Chlordane	143232591	178795200	178795200	0.010	-24.82857	15.00000	Averaged	<-
15 Endosulfan I	134429433	157538800	157538800	0.010	-17.19071	15.00000	Averaged	<-
16 4,4'-DDE	135807002	164409000	164409000	0.010	-21.06077	15.00000	Averaged	<-
17 Dieldrin	149086998	162255200	162255200	0.010	-8.83256	15.00000	Averaged	
18 Endrin	127017869	142863800	142863800	0.010	-12.47536	15.00000	Averaged	
21 4,4'-DDD	84669988	108011200	108011200	0.010	-27.56728	15.00000	Averaged	<-
22 Endosulfan II	133410095	156892400	156892400	0.010	-17.60160	15.00000	Averaged	<-
24 4,4'-DDT	87510322	93581400	93581400	0.010	-6.93756	15.00000	Averaged	
25 Endrin aldehyde	91933858	105156400	105156400	0.010	-14.38267	15.00000	Averaged	
26 Endosulfan sulfate	105012500	123717600	123717600	0.010	-17.81226	15.00000	Averaged	<-
27 Methoxychlor	20225048	25563600	25563600	0.010	-26.39575	15.00000	Averaged	<-
29 Endrin ketone 140.1	110544823	154883000	154883000	0.010	-40.10878	15.00000	Averaged	<-
$ 30 Decachlorobiphenyl	51045987	65431000	65431000	0.010	-28.18050	15.00000	Averaged	<-

Average %D / Drift Results.

Calculated Average %D/Drift = 22.12542
Maximun Average %D/Drift = 15.00000
* Failed Average %D/Drift Test.

STL North Canton

CONTINUING CALIBRATION COMPOUNDS

Instrument ID: a2hp9.i Injection Date: 19-JUL-2007 02:08
Lab File ID: 029F2901.D Init. Cal. Date(s): 16-JUL-2007 17-JUL-2007
Analysis Type: Init. Cal. Times: 08:20 21:06
Lab Sample ID: TOX3 E080 Quant Type: ESTD
Method: \\cansvr11\dd\chem\GCS\a2hp9.i\70718IC-1.b\PEST9.m

COMPOUND	RRF / AMOUNT	RF0.025	CCAL RRF0.025	MIN RRF	%D / %DRIFT	MAX %D / %DRIFT	CURVE TYPE	
24 Toxaphene(1)	325386	322755	322755	0.010	0.80844	15.00000	Averaged	
(2)	616943	565503	565503	0.010	8.33789	15.00000	Averaged	
(3)	810252	720799	720799	0.010	11.04014	15.00000	Averaged	
(4)	584750	477851	477851	0.010	18.28120	15.00000	Averaged	<-
(5)	537027	430831	430831	0.010	19.77473	15.00000	Averaged	<-

Average %D / Drift Results.

Calculated Average %D/Drift = 11.64848
Maximun Average %D/Drift = 15.00000
* Passed Average %D/Drift Test.

STL North Canton

CONTINUING CALIBRATION COMPOUNDS

Instrument ID: a2hp9.i Injection Date: 19-JUL-2007 02:08
Lab File ID: 029F2901.D Init. Cal. Date(s): 16-JUL-2007 17-JUL-2007
Analysis Type: Init. Cal. Times: 08:20 21:06
Lab Sample ID: TOX3 E080 Quant Type: ESTD
Method: \\cansvr11\dd\chem\GCS\a2hp9.i\70718IC-1.b\PEST9.m\PEST9r.m

COMPOUND	RRF / AMOUNT	RF0.005	CCAL RRF0.005	MIN RRF	%D / %DRIFT	MAX %D / %DRIFT	CURVE TYPE	
23 Toxaphene(1)	4659865	4064490	4064490	0.010	12.77666	15.00000	Averaged	
(2)	4801874	3942341	3942341	0.010	17.89995	15.00000	Averaged	<-
(3)	7846059	5855886	5855886	0.010	25.36525	15.00000	Averaged	<-
(4)	4869191	3246221	3246221	0.010	33.33142	15.00000	Averaged	<-
(5)	3844052	2479413	2479413	0.010	35.50001	15.00000	Averaged	<-

Average %D / Drift Results.

Calculated Average %D/Drift = 24.97466
Maximun Average %D/Drift = 15.00000
* Failed Average %D/Drift Test.

METHOD BLANK REPORT

GC Semivolatiles

Client Lot #...: A7G110101 **Work Order #...:** J2N8Q1AA **Matrix.....:** WATER
MB Lot-Sample #: A7G120000-042

Prep Date.....: 07/12/07 **Final Wgt/Vol..:** 2 mL
Analysis Date..: 07/19/07 **Prep Batch #...:** 7193042
Dilution Factor: 1 **Initial Wgt/Vol:** 1000 mL

PARAMETER	RESULT	REPORTING LIMIT	UNITS	METHOD
alpha-BHC	ND	0.030	ug/L	SW846 8081A
beta-BHC	ND	0.030	ug/L	SW846 8081A
delta-BHC	ND	0.030	ug/L	SW846 8081A
gamma-BHC (Lindane)	ND	0.030	ug/L	SW846 8081A
Heptachlor	ND	0.030	ug/L	SW846 8081A
Aldrin	ND	0.030	ug/L	SW846 8081A
Heptachlor epoxide	ND	0.030	ug/L	SW846 8081A
Endosulfan I	ND	0.025	ug/L	SW846 8081A
Dieldrin	ND	0.030	ug/L	SW846 8081A
4,4'-DDE	ND	0.030	ug/L	SW846 8081A
Endrin	ND	0.030	ug/L	SW846 8081A
Endosulfan II	ND	0.025	ug/L	SW846 8081A
4,4'-DDD	ND	0.030	ug/L	SW846 8081A
Endosulfan sulfate	ND	0.030	ug/L	SW846 8081A
4,4'-DDT	ND	0.030	ug/L	SW846 8081A
Methoxychlor	ND	0.10	ug/L	SW846 8081A
Endrin ketone	ND	0.030	ug/L	SW846 8081A
Endrin aldehyde	ND	0.030	ug/L	SW846 8081A
alpha-Chlordane	ND	0.030	ug/L	SW846 8081A
gamma-Chlordane	ND	0.030	ug/L	SW846 8081A
Toxaphene	ND	2.0	ug/L	SW846 8081A

SURROGATE	PERCENT RECOVERY	RECOVERY LIMITS
Tetrachloro-m-xylene	82	(39 - 130)
Decachlorobiphenyl	116	(10 - 147)

NOTE(S):

Calculations are performed before rounding to avoid round-off errors in calculated results.

Environmental Quality Mgt., Inc.

Client Sample ID: FWGEQUIPRinse1-0501-GW

GC Semivolatiles

Lot-Sample #...: A7G100102-007 **Work Order #...:** J2JL71AD **Matrix.....:** WQ
Date Sampled...: 07/09/07 15:40 **Date Received..:** 07/10/07
Prep Date.....: 07/10/07 **Analysis Date..:** 07/12/07
Prep Batch #...: 7191122
Dilution Factor: 1 **Initial Wgt/Vol:** 1050 mL **Final Wgt/Vol..:** 2 mL
Method.....: SW846 8081A

PARAMETER	RESULT	REPORTING LIMIT	UNITS	MDL
alpha-BHC	ND	0.030	ug/L	0.0062
beta-BHC	ND	0.030	ug/L	0.0068
delta-BHC	ND	0.030	ug/L	0.0064
gamma-BHC (Lindane)	ND	0.030	ug/L	0.0062
Heptachlor	ND	0.030	ug/L	0.0062
Aldrin	ND	0.030	ug/L	0.0061
Heptachlor epoxide	ND	0.030	ug/L	0.0065
Endosulfan I	ND	0.025	ug/L	0.0072
Dieldrin	ND	0.030	ug/L	0.0067
4,4'-DDE	ND	0.030	ug/L	0.0076
Endrin	ND	0.030	ug/L	0.0074
Endosulfan II	ND	0.025	ug/L	0.0072
4,4'-DDD	ND	0.030	ug/L	0.0085
Endosulfan sulfate	ND	0.030	ug/L	0.0083
4,4'-DDT	ND	0.030	ug/L	0.0086
Methoxychlor	ND	0.10	ug/L	0.010
Endrin ketone	ND	0.030	ug/L	0.013
Endrin aldehyde	ND	0.030	ug/L	0.0091
alpha-Chlordane	ND	0.030	ug/L	0.0073
gamma-Chlordane	ND	0.030	ug/L	0.0065
Toxaphene	ND	2.0	ug/L	0.33

SURROGATE	PERCENT RECOVERY	RECOVERY LIMITS
Tetrachloro-m-xylene	77	(39 - 130)
Decachlorobiphenyl	75	(10 - 147)

LABORATORY CONTROL SAMPLE EVALUATION REPORT

GC Semivolatiles

Client Lot #...: A7G110101 **Work Order #...:** J2N8Q1AC **Matrix.....:** WATER
LCS Lot-Sample#: A7G120000-042
Prep Date.....: 07/12/07 **Analysis Date..:** 07/18/07
Prep Batch #...: 7193042
Dilution Factor: 5 **Final Wgt/Vol..:** 2 mL
Initial Wgt/Vol: 1000 mL

PARAMETER	PERCENT RECOVERY	RECOVERY LIMITS	METHOD
alpha-BHC	102	(44 - 137)	SW846 8081A
beta-BHC	102	(50 - 135)	SW846 8081A
delta-BHC	111	(58 - 160)	SW846 8081A
gamma-BHC (Lindane)	**98**	**(58 - 127)**	**SW846 8081A**
Heptachlor	**89**	**(48 - 150)**	**SW846 8081A**
Aldrin	**99**	**(53 - 128)**	**SW846 8081A**
Heptachlor epoxide	102	(50 - 127)	SW846 8081A
Endosulfan I	48 a	(50 - 160)	SW846 8081A
Dieldrin	**97**	**(50 - 124)**	**SW846 8081A**
4,4'-DDE	108	(50 - 130)	SW846 8081A
Endrin	**102**	**(50 - 137)**	**SW846 8081A**
Endosulfan II	53	(50 - 144)	SW846 8081A
4,4'-DDD	137	(50 - 137)	SW846 8081A
Endosulfan sulfate	102	(50 - 160)	SW846 8081A
4,4'-DDT	**101**	**(50 - 145)**	**SW846 8081A**
Methoxychlor	99	(50 - 160)	SW846 8081A
Endrin ketone	96	(50 - 150)	SW846 8081A
Endrin aldehyde	100	(30 - 160)	SW846 8081A
alpha-Chlordane	103	(50 - 122)	SW846 8081A
gamma-Chlordane	100	(50 - 130)	SW846 8081A

SURROGATE	PERCENT RECOVERY	RECOVERY LIMITS
Tetrachloro-m-xylene	92	(39 - 130)
Decachlorobiphenyl	57	(10 - 147)

NOTE(S):

Calculations are performed before rounding to avoid round-off errors in calculated results.

Bold print denotes control parameters

a Spiked analyte recovery is outside stated control limits.

Laboratory Control Sample / Laboratory Control Sample Duplicate Outlier Report

Method Batch : 7193042 **Analysis Method :** 8081A **Analysis Date :** 07/18/2007

Preparation Batch : 7193042 **Preparation Type :** 3520C **Preparation Date :** 07/12/2007

Lab Reporting Batch : A7G110101 **Lab ID:** STLCAN

			Reported Values		Project Limits (Percent)			
LCS Lab Sample ID	Matrix	Analyte Name	Percent Recovery	RPD	Rejection Point	Lower Limit	Upper Limit	RPD
A7G120000042C	AQ	Endosulfan I	48		30.00	50.00	160.00	30.00

Associated Samples

Client Sample ID	Lab Sample ID
FWGBKGmw-004C-0460-GW	A7G110101018
FWGBKGmw-008C-0463-GW	A7G110101016
FWGBKGmw-012C-0465-GW	A7G110101006
FWGBKGmw-021C-0473-GW	A7G110101027
FWGCBPmw-006C-0474-GW	A7G110101003
FWGCBPmw-007C-0475-GW	A7G110101001
FWGEQUIPRinse2-0502-GW	A7G110101005
FWGLL12mw-153C-0480-GW	A7G110101025
FWGLL12mw-182C-0481-GW	A7G110101021
FWGLL12mw-183C-0482-GW	A7G110101012
FWGLL12mw-186C-0483-GW	A7G110101014
FWGLL12mw-DUP2-0498-GW	A7G110101023
FWGLL1mw-080C-0485-GW	A7G110101009

Scope of Data Qualification: The outlier in the LCS qualifies that analyte in all samples with the same Preparation Batch ID as the LCS

Project Number and Name: 030240.0005 - Ravenna GW

MATRIX SPIKE SAMPLE EVALUATION REPORT

GC Semivolatiles

Client Lot #...:	A7G110101	**Work Order #...:**	J2LK41AJ-MS	**Matrix.....:**	WG
MS Lot-Sample #:	A7G110101-012		J2LK41AK-MSD		
Date Sampled...:	07/10/07 09:15	**Date Received..:**	07/11/07		
Prep Date.....:	07/12/07	**Analysis Date..:**	07/16/07		
Prep Batch #...:	7193042				
Dilution Factor:	5	**Initial Wgt/Vol:**	460 mL	**Final Wgt/Vol..:**	2 mL

PARAMETER	PERCENT RECOVERY	RECOVERY LIMITS	RPD	RPD LIMITS	METHOD
alpha-BHC	97	(62 - 133)			SW846 8081A
	100	(62 - 133)	2.2	(0-49)	SW846 8081A
beta-BHC	105	(37 - 157)			SW846 8081A
	110	(37 - 157)	4.1	(0-54)	SW846 8081A
delta-BHC	107	(36 - 176)			SW846 8081A
	113	(36 - 176)	5.0	(0-58)	SW846 8081A
gamma-BHC (Lindane)	**93**	**(30 - 148)**			**SW846 8081A**
	97	**(30 - 148)**	**4.4**	**(0-22)**	**SW846 8081A**
Heptachlor	**91**	**(30 - 150)**			**SW846 8081A**
	95	**(30 - 150)**	**3.8**	**(0-32)**	**SW846 8081A**
Aldrin	**93**	**(30 - 150)**			**SW846 8081A**
	94	**(30 - 150)**	**0.54**	**(0-33)**	**SW846 8081A**
Heptachlor epoxide	103	(57 - 138)			SW846 8081A
	105	(57 - 138)	1.6	(0-54)	SW846 8081A
Endosulfan I	50	(30 - 150)			SW846 8081A
	52	(30 - 150)	2.8	(0-36)	SW846 8081A
Dieldrin	**96**	**(35 - 141)**			**SW846 8081A**
	98	**(35 - 141)**	**2.2**	**(0-37)**	**SW846 8081A**
4,4'-DDE	107	(30 - 146)			SW846 8081A
	110	(30 - 146)	3.5	(0-87)	SW846 8081A
Endrin	**104**	**(30 - 150)**			**SW846 8081A**
	104	**(30 - 150)**	**0.13**	**(0-40)**	**SW846 8081A**
Endosulfan II	51	(30 - 150)			SW846 8081A
	53	(30 - 150)	5.2	(0-87)	SW846 8081A
4,4'-DDD	145	(30 - 150)			SW846 8081A
	145	(30 - 150)	0.47	(0-61)	SW846 8081A
Endosulfan sulfate	98	(47 - 143)			SW846 8081A
	104	(47 - 143)	5.8	(0-53)	SW846 8081A
4,4'-DDT	**99**	**(30 - 150)**			**SW846 8081A**
	108	**(30 - 150)**	**8.1**	**(0-50)**	**SW846 8081A**
Methoxychlor	108	(27 - 178)			SW846 8081A
	118	(27 - 178)	8.2	(0-64)	SW846 8081A
Endrin ketone	91	(45 - 130)			SW846 8081A
	99	(45 - 130)	7.9	(0-55)	SW846 8081A
Endrin aldehyde	88	(30 - 150)			SW846 8081A
	95	(30 - 150)	7.6	(0-97)	SW846 8081A
alpha-Chlordane	99	(38 - 140)			SW846 8081A
	103	(38 - 140)	3.4	(0-55)	SW846 8081A
gamma-Chlordane	101	(36 - 150)			SW846 8081A
	105	(36 - 150)	3.7	(0-57)	SW846 8081A

(Continued on next page)

MATRIX SPIKE SAMPLE EVALUATION REPORT

GC Semivolatiles

Client Lot #...: A7G110101 **Work Order #...:** J2LK41AJ-MS **Matrix.....:** WG
MS Lot-Sample #: A7G110101-012 J2LK41AK-MSD

SURROGATE	PERCENT RECOVERY	RECOVERY LIMITS
Tetrachloro-m-xylene	79	(39 - 130)
	88	(39 - 130)
Decachlorobiphenyl	94	(10 - 147)
	97	(10 - 147)

NOTE(S):

Calculations are performed before rounding to avoid round-off errors in calculated results.

Bold print denotes control parameters

Matrix Spike / Matrix Spike Duplicate Recovery and RPD Outlier Report

Method Batch : 7193042 **Analysis Method :** 8081A **Analysis Date :** 07/16/2007

Preparation Batch : 7193042 **Preparation Type :** 3520C **Preparation Date :** 07/12/2007

Lab Reporting Batch : A7G110101 **Lab ID:** STLCAN

Client Sample ID	Lab Sample ID	Matrix	Analyte Name	Reported *		Project Limits (Percent)			
				Percent Recovery	RPD	Rejection Point**	Lower Limit	Upper Limit	RPD
FWGLL12mw-183C-0482	A7G110101012S	AQ	4,4'-DDD	145		0.00	40.00	140.00	20.00
FWGLL12mw-183C-0482	A7G110101012D		4,4'-DDD	145		0.00	40.00	140.00	20.00

Associated Samples: Parent sample only

Client Sample ID	Lab Sample ID
FWGLL12mw-183C-0482-GW	A7G110101012

* Only those Percent Recovery and/or RPD values outside project limits are listed in this report.
** Metal are also assessed against an upper rejection point of 150 percent for waters and 200 percent for soils and sediments

Project Number and Name: 030240.0005 - Ravenna GW

Environmental Quality Mgt., Inc.

Client Sample ID: FWGCBPmw-007C-0475-GW

GC Semivolatiles

Lot-Sample #...: A7G110101-001 **Work Order #...:** J2LKL1AG **Matrix.....:** WG
Date Sampled...: 07/10/07 09:00 **Date Received..:** 07/11/07
Prep Date.....: 07/11/07 **Analysis Date..:** 07/13/07
Prep Batch #...: 7192104
Dilution Factor: 1 **Initial Wgt/Vol:** 1000 mL **Final Wgt/Vol..:** 2 mL
Method.....: SW846 8082

PARAMETER	RESULT	REPORTING LIMIT	UNITS	MDL
Aroclor 1016	ND	0.50	ug/L	0.044
Aroclor 1221	ND	0.50	ug/L	0.045
Aroclor 1232	ND	0.50	ug/L	0.073
Aroclor 1242	ND	0.50	ug/L	0.060
Aroclor 1248	ND	0.50	ug/L	0.061
Aroclor 1254	ND	0.50	ug/L	0.032
Aroclor 1260	ND	0.50	ug/L	0.038

SURROGATE	PERCENT RECOVERY	RECOVERY LIMITS
Tetrachloro-m-xylene	85	(35 - 130)
Decachlorobiphenyl	71	(10 - 110)

Environmental Quality Mgt., Inc.

Client Sample ID: FWGCBPmw-006C-0474-GW

GC Semivolatiles

Lot-Sample #...: A7G110101-003 Work Order #...: J2LKQ1AG Matrix.....: WG
Date Sampled...: 07/10/07 12:35 Date Received..: 07/11/07
Prep Date.....: 07/11/07 Analysis Date..: 07/13/07
Prep Batch #...: 7192104
Dilution Factor: 1 Initial Wgt/Vol: 1000 mL Final Wgt/Vol..: 2 mL
Method.....: SW846 8082

PARAMETER	RESULT	REPORTING LIMIT	UNITS	MDL
Aroclor 1016	ND	0.50	ug/L	0.044
Aroclor 1221	ND	0.50	ug/L	0.045
Aroclor 1232	ND	0.50	ug/L	0.073
Aroclor 1242	ND	0.50	ug/L	0.060
Aroclor 1248	ND	0.50	ug/L	0.061
Aroclor 1254	ND	0.50	ug/L	0.032
Aroclor 1260	ND	0.50	ug/L	0.038

SURROGATE	PERCENT RECOVERY	RECOVERY LIMITS
Tetrachloro-m-xylene	100	(35 - 130)
Decachlorobiphenyl	17	(10 - 110)

Environmental Quality Mgt., Inc.

Client Sample ID: FWGEQUIPRinse2-0502-GW

GC Semivolatiles

Lot-Sample #...: A7G110101-005 **Work Order #...:** J2LKT1AG **Matrix.....:** WQ
Date Sampled...: 07/10/07 11:10 **Date Received..:** 07/11/07
Prep Date.....: 07/11/07 **Analysis Date..:** 07/13/07
Prep Batch #...: 7192104
Dilution Factor: 1 **Initial Wgt/Vol:** 1030 mL **Final Wgt/Vol..:** 2 mL
Method.....: SW846 8082

PARAMETER	RESULT	REPORTING LIMIT	UNITS	MDL
Aroclor 1016	ND	0.50	ug/L	0.044
Aroclor 1221	ND	0.50	ug/L	0.045
Aroclor 1232	ND	0.50	ug/L	0.073
Aroclor 1242	ND	0.50	ug/L	0.060
Aroclor 1248	ND	0.50	ug/L	0.061
Aroclor 1254	ND	0.50	ug/L	0.032
Aroclor 1260	ND	0.50	ug/L	0.038

SURROGATE	PERCENT RECOVERY	RECOVERY LIMITS
Tetrachloro-m-xylene	102	(35 - 130)
Decachlorobiphenyl	59	(10 - 110)

Environmental Quality Mgt., Inc.

Client Sample ID: FWGBKGmw-012C-0465-GW

GC Semivolatiles

Lot-Sample #...: A7G110101-006	**Work Order #...:** J2LKV1AG	**Matrix.....:** WG	
Date Sampled...: 07/10/07 14:25	**Date Received..:** 07/11/07		
Prep Date.....: 07/11/07	**Analysis Date..:** 07/16/07		
Prep Batch #...: 7192104			
Dilution Factor: 1	**Initial Wgt/Vol:** 1010 mL	**Final Wgt/Vol..:** 2 mL	
	Method.....: SW846 8082		

PARAMETER	RESULT	REPORTING LIMIT	UNITS	MDL
Aroclor 1016	ND	0.50	ug/L	0.044
Aroclor 1221	ND	0.50	ug/L	0.045
Aroclor 1232	ND	0.50	ug/L	0.073
Aroclor 1242	ND	0.50	ug/L	0.060
Aroclor 1248	ND	0.50	ug/L	0.061
Aroclor 1254	ND	0.50	ug/L	0.032
Aroclor 1260	ND	0.50	ug/L	0.038

SURROGATE	PERCENT RECOVERY	RECOVERY LIMITS
Tetrachloro-m-xylene	66	(35 - 130)
Decachlorobiphenyl	47	(10 - 110)

Environmental Quality Mgt., Inc.

Client Sample ID: FWGLL1mw-080C-0485-GW

GC Semivolatiles

Lot-Sample #...:	A7G110101-009	**Work Order #...:**	J2LK01AG	**Matrix.....:**	WG
Date Sampled...:	07/09/07 18:40	**Date Received..:**	07/11/07		
Prep Date.....:	07/11/07	**Analysis Date..:**	07/14/07		
Prep Batch #...:	7192104				
Dilution Factor:	1	**Initial Wgt/Vol:**	1000 mL	**Final Wgt/Vol..:**	2 mL
		Method.....:	SW846 8082		

PARAMETER	RESULT	REPORTING LIMIT	UNITS	MDL
Aroclor 1016	ND	0.50	ug/L	0.044
Aroclor 1221	ND	0.50	ug/L	0.045
Aroclor 1232	ND	0.50	ug/L	0.073
Aroclor 1242	ND	0.50	ug/L	0.060
Aroclor 1248	ND	0.50	ug/L	0.061
Aroclor 1254	ND	0.50	ug/L	0.032
Aroclor 1260	ND	0.50	ug/L	0.038

SURROGATE	PERCENT RECOVERY	RECOVERY LIMITS
Tetrachloro-m-xylene	104	(35 - 130)
Decachlorobiphenyl	78	(10 - 110)

Environmental Quality Mgt., Inc.

Client Sample ID: FWGLL12mw-183C-0482-GW

GC Semivolatiles

Lot-Sample #...: A7G110101-012 **Work Order #...:** J2LK41AT **Matrix.....:** WG
Date Sampled...: 07/10/07 09:15 **Date Received..:** 07/11/07
Prep Date.....: 07/11/07 **Analysis Date..:** 07/14/07
Prep Batch #...: 7192104
Dilution Factor: 1 **Initial Wgt/Vol:** 930 mL **Final Wgt/Vol..:** 2 mL
Method.....: SW846 8082

PARAMETER	RESULT	REPORTING LIMIT	UNITS	MDL
Aroclor 1016	ND	0.50	ug/L	0.044
Aroclor 1221	ND	0.50	ug/L	0.045
Aroclor 1232	ND	0.50	ug/L	0.073
Aroclor 1242	ND	0.50	ug/L	0.060
Aroclor 1248	ND	0.50	ug/L	0.061
Aroclor 1254	ND	0.50	ug/L	0.032
Aroclor 1260	ND	0.50	ug/L	0.038

SURROGATE	PERCENT RECOVERY	RECOVERY LIMITS
Tetrachloro-m-xylene	78	(35 - 130)
Decachlorobiphenyl	63	(10 - 110)

Environmental Quality Mgt., Inc.

Client Sample ID: FWGLL12mw-186C-0483-GW

GC Semivolatiles

Lot-Sample #...: A7G110101-014 **Work Order #...:** J2LK81AJ **Matrix.....:** WG
Date Sampled...: 07/10/07 12:15 **Date Received..:** 07/11/07
Prep Date.....: 07/11/07 **Analysis Date..:** 07/14/07
Prep Batch #...: 7192104
Dilution Factor: 1 **Initial Wgt/Vol:** 940 mL **Final Wgt/Vol..:** 2 mL
Method.....: SW846 8082

PARAMETER	RESULT	REPORTING LIMIT	UNITS	MDL
Aroclor 1016	ND	0.50	ug/L	0.044
Aroclor 1221	ND	0.50	ug/L	0.045
Aroclor 1232	ND	0.50	ug/L	0.073
Aroclor 1242	ND	0.50	ug/L	0.060
Aroclor 1248	ND	0.50	ug/L	0.061
Aroclor 1254	ND	0.50	ug/L	0.032
Aroclor 1260	ND	0.50	ug/L	0.038

SURROGATE	PERCENT RECOVERY	RECOVERY LIMITS
Tetrachloro-m-xylene	89	(35 - 130)
Decachlorobiphenyl	37	(10 - 110)

Environmental Quality Mgt., Inc.

Client Sample ID: FWGBKGmw-008C-0463-GW

GC Semivolatiles

Lot-Sample #...: A7G110101-016	**Work Order #...:** J2LLC1AG	**Matrix.....:** WG	
Date Sampled...: 07/10/07 14:05	**Date Received..:** 07/11/07		
Prep Date.....: 07/11/07	**Analysis Date..:** 07/14/07		
Prep Batch #...: 7192104			
Dilution Factor: 1	**Initial Wgt/Vol:** 920 mL	**Final Wgt/Vol..:** 2 mL	
	Method.....: SW846 8082		

PARAMETER	RESULT	REPORTING LIMIT	UNITS	MDL
Aroclor 1016	ND	0.50	ug/L	0.044
Aroclor 1221	ND	0.50	ug/L	0.045
Aroclor 1232	ND	0.50	ug/L	0.073
Aroclor 1242	ND	0.50	ug/L	0.060
Aroclor 1248	ND	0.50	ug/L	0.061
Aroclor 1254	ND	0.50	ug/L	0.032
Aroclor 1260	ND	0.50	ug/L	0.038

SURROGATE	PERCENT RECOVERY	RECOVERY LIMITS
Tetrachloro-m-xylene	88	(35 - 130)
Decachlorobiphenyl	75	(10 - 110)

Environmental Quality Mgt., Inc.

Client Sample ID: FWGBKGmw-004C-0460-GW

GC Semivolatiles

Lot-Sample #...: A7G110101-018	**Work Order #...:** J2LLE1AG	**Matrix.....:** WG	
Date Sampled...: 07/10/07 15:30	**Date Received..:** 07/11/07		
Prep Date.....: 07/11/07	**Analysis Date..:** 07/14/07		
Prep Batch #...: 7192104			
Dilution Factor: 1	**Initial Wgt/Vol:** 920 mL	**Final Wgt/Vol..:** 2 mL	
	Method.....: SW846 8082		

PARAMETER	RESULT	REPORTING LIMIT	UNITS	MDL
Aroclor 1016	ND	0.50	ug/L	0.044
Aroclor 1221	ND	0.50	ug/L	0.045
Aroclor 1232	ND	0.50	ug/L	0.073
Aroclor 1242	ND	0.50	ug/L	0.060
Aroclor 1248	ND	0.50	ug/L	0.061
Aroclor 1254	ND	0.50	ug/L	0.032
Aroclor 1260	ND	0.50	ug/L	0.038

SURROGATE	PERCENT RECOVERY	RECOVERY LIMITS
Tetrachloro-m-xylene	77	(35 - 130)
Decachlorobiphenyl	45	(10 - 110)

Environmental Quality Mgt., Inc.

Client Sample ID: FWGLL12mw-182C-0481-GW

GC Semivolatiles

Lot-Sample #...: A7G110101-021 **Work Order #...:** J2LLH1AH **Matrix.....:** WG
Date Sampled...: 07/10/07 09:05 **Date Received..:** 07/11/07
Prep Date.....: 07/11/07 **Analysis Date..:** 07/14/07
Prep Batch #...: 7192104
Dilution Factor: 1 **Initial Wgt/Vol:** 1050 mL **Final Wgt/Vol..:** 2 mL
Method.....: SW846 8082

PARAMETER	RESULT	REPORTING LIMIT	UNITS	MDL
Aroclor 1016	ND	0.50	ug/L	0.044
Aroclor 1221	ND	0.50	ug/L	0.045
Aroclor 1232	ND	0.50	ug/L	0.073
Aroclor 1242	ND	0.50	ug/L	0.060
Aroclor 1248	ND	0.50	ug/L	0.061
Aroclor 1254	ND	0.50	ug/L	0.032
Aroclor 1260	ND	0.50	ug/L	0.038

SURROGATE	PERCENT RECOVERY	RECOVERY LIMITS
Tetrachloro-m-xylene	79	(35 - 130)
Decachlorobiphenyl	47	(10 - 110)

Environmental Quality Mgt., Inc.

Client Sample ID: FWGLL12mw-DUP2-0498-GW

GC Semivolatiles

Lot-Sample #...: A7G110101-023	**Work Order #...:** J2LLN1AH	**Matrix.....:** WG	
Date Sampled...: 07/10/07 09:05	**Date Received..:** 07/11/07		
Prep Date.....: 07/11/07	**Analysis Date..:** 07/14/07		
Prep Batch #...: 7192104			
Dilution Factor: 1	**Initial Wgt/Vol:** 1003 mL	**Final Wgt/Vol..:** 2 mL	
	Method.....: SW846 8082		

PARAMETER	RESULT	REPORTING LIMIT	UNITS	MDL
Aroclor 1016	ND	0.50	ug/L	0.044
Aroclor 1221	ND	0.50	ug/L	0.045
Aroclor 1232	ND	0.50	ug/L	0.073
Aroclor 1242	ND	0.50	ug/L	0.060
Aroclor 1248	ND	0.50	ug/L	0.061
Aroclor 1254	ND	0.50	ug/L	0.032
Aroclor 1260	ND	0.50	ug/L	0.038

SURROGATE	PERCENT RECOVERY	RECOVERY LIMITS
Tetrachloro-m-xylene	80	(35 - 130)
Decachlorobiphenyl	40	(10 - 110)

Environmental Quality Mgt., Inc.

Client Sample ID: FWGLL12mw-153C-0480-GW

GC Semivolatiles

Lot-Sample #...: A7G110101-025 **Work Order #...:** J2LLR1AH **Matrix.....:** WG
Date Sampled...: 07/10/07 12:01 **Date Received..:** 07/11/07
Prep Date.....: 07/11/07 **Analysis Date..:** 07/14/07
Prep Batch #...: 7192104
Dilution Factor: 1 **Initial Wgt/Vol:** 1005 mL **Final Wgt/Vol..:** 2 mL
Method.....: SW846 8082

PARAMETER	RESULT	REPORTING LIMIT	UNITS	MDL
Aroclor 1016	ND	0.50	ug/L	0.044
Aroclor 1221	ND	0.50	ug/L	0.045
Aroclor 1232	ND	0.50	ug/L	0.073
Aroclor 1242	ND	0.50	ug/L	0.060
Aroclor 1248	ND	0.50	ug/L	0.061
Aroclor 1254	ND	0.50	ug/L	0.032
Aroclor 1260	ND	0.50	ug/L	0.038

SURROGATE	PERCENT RECOVERY	RECOVERY LIMITS
Tetrachloro-m-xylene	80	(35 - 130)
Decachlorobiphenyl	37	(10 - 110)

Environmental Quality Mgt., Inc.

Client Sample ID: FWGBKGmw-021C-0473-GW

GC Semivolatiles

Lot-Sample #...: A7G110101-027 **Work Order #...:** J2LLV1AG **Matrix.....:** WG
Date Sampled...: 07/10/07 14:10 **Date Received..:** 07/11/07
Prep Date.....: 07/11/07 **Analysis Date..:** 07/14/07
Prep Batch #...: 7192104
Dilution Factor: 1 **Initial Wgt/Vol:** 1050 mL **Final Wgt/Vol..:** 2 mL
Method.....: SW846 8082

PARAMETER	RESULT	REPORTING LIMIT	UNITS	MDL
Aroclor 1016	ND	0.50	ug/L	0.044
Aroclor 1221	ND	0.50	ug/L	0.045
Aroclor 1232	ND	0.50	ug/L	0.073
Aroclor 1242	ND	0.50	ug/L	0.060
Aroclor 1248	ND	0.50	ug/L	0.061
Aroclor 1254	ND	0.50	ug/L	0.032
Aroclor 1260	ND	0.50	ug/L	0.038

SURROGATE	PERCENT RECOVERY	RECOVERY LIMITS
Tetrachloro-m-xylene	70	(35 - 130)
Decachlorobiphenyl	79	(10 - 110)

Data File: \\cansvr11\DD\chem\GCS\a2hp11.i\706271C-1.b\044F4401.D
Report Date: 28-Jun-2007 07:40

STL North Canton

CONTINUING CALIBRATION COMPOUNDS

Instrument ID: a2hp11.i Injection Date: 27-JUN-2007 23:47
Lab File ID: 044F4401.D Init. Cal. Date(s): 27-JUN-2007 27-JUN-2007
Analysis Type: Init. Cal. Times: 12:58 23:32
Lab Sample ID: ICV Quant Type: ESTD
Method: \\cansvr11\dd\chem\GCS\a2hp11.i\706271C-1.b\HP11PCBF.m

COMPOUND	RRF / AMOUNT	RF1	MIN RRF	%D / %DRIFT	MAX %D / %DRIFT	CURVE TYPE
3 AROCLOR-1016(1)	1564203	1362560	0.010	12.89111	15.00000	Averaged
(2)	2850237	2738745	0.010	3.91166	15.00000	Averaged
(3)	5823461	6375304	0.010	-9.47621	15.00000	Averaged
(4)	2585103	2648195	0.010	-2.44059	15.00000	Averaged
(5)	2565778	2585459	0.010	-0.76705	15.00000	Averaged
8 AROCLOR-1260(1)	1736160	1875833	0.010	-8.04492	15.00000	Averaged
(2)	2508387	2835824	0.010	-13.05368	15.00000	Averaged
(3)	2213740	2703311	0.010	-22.11514	15.00000	Averaged
(4)	3441381	3611869	0.010	-4.95405	15.00000	Averaged
(5)	1817768	2051826	0.010	-12.87614	15.00000	Averaged

5.9

12.2

FORM 8
SEMIVOLATILE ANALYTICAL SEQUENCE

Lab Name: STL - NORTH CANTON Contract:

Lab Code: STLCAN Case No.: SAS No.: SDG No.: A7G110101

GC Column: RESTEK PEST CLPI ID: 0.53 (mm) Init. Calib. Date(s): 06/27/07 06/27/07

Instrument ID: A2HP11

THE ANALYTICAL SEQUENCE OF PERFORMANCE EVALUATION MIXTURES, BLANKS, SAMPLES, AND STANDARDS IS GIVEN BELOW:

MEAN SURROGATE RT FROM INITIAL CALIBRATION
S1 : 1.69 S2 : 8.27

	CLIENT SAMPLE NO.	LAB SAMPLE ID	DATE ANALYZED	TIME ANALYZED	S1 RT	#	S2 RT	#
01		E097	07/13/07	2250	1.69		8.27	
02	048F4801	MRL	07/13/07	2305	1.69		8.27	
03	FWGCBPMW-007	J2LKL1AG	07/13/07	2321	1.69		8.27	
04	FWGCBPMW-006	J2LKQ1AG	07/13/07	2336	1.69		8.27	
05	FWGEQUIPRINS	J2LKT1AG	07/13/07	2351	1.69		8.27	
06	FWGLL1MW-080	J2LK01AG	07/14/07	0023	1.69		8.27	
07	FWGLL12MW-18	J2LK41AT	07/14/07	0038	1.69		8.27	
08	FWGLL12MW-18	J2LK41AU	07/14/07	0054	1.69		8.27	
09	FWGLL12MW-18	J2LK41AV	07/14/07	0110	1.69		8.27	
10	FWGLL12MW-18	J2LK81AJ	07/14/07	0125	1.70		8.27	
11	FWGBKGMW-008	J2LLC1AG	07/14/07	0141	1.70		8.27	
12	FWGBKGMW-004	J2LLE1AG	07/14/07	0157	1.70		8.27	
13	FWGLL12MW-18	J2LLH1AH	07/14/07	0213	1.70		8.27	
14	FWGLL12MW-DU	J2LLN1AH	07/14/07	0228	1.70		8.27	
15	FWGLL12MW-15	J2LLR1AH	07/14/07	0244	1.70		8.27	
16	FWGBKGMW-021	J2LLV1AG	07/14/07	0259	1.70		8.27	
17	J2LP2BLK	J2LP21AA	07/14/07	0315	1.70		8.27	
18	J2LP2CHK	J2LP21AC	07/14/07	0331	1.69		8.27	
19	066F6601	MRL	07/14/07	0346	1.69		8.27	
20		E097	07/14/07	0402	1.69		8.27	
21								
22								
23								
24								
25								
26								
27								
28								
29								
30								
31								
32								

QC LIMITS

S1 = TCMX (+/- 0.10 MINUTES)
S2 = DCB (+/- 0.10 MINUTES)

Column used to flag retention time values with an asterisk.
* Values outside of QC limits.

FORM 8
SEMIVOLATILE ANALYTICAL SEQUENCE

Lab Name: STL - NORTH CANTON Contract:

Lab Code: STLCAN Case No.: SAS No.: SDG No.: A7G110101

GC Column: RESTEK PEST CLPI ID: 0.53 (mm) Init. Calib. Date(s): 06/27/07 06/27/07

Instrument ID: A2HP11

THE ANALYTICAL SEQUENCE OF PERFORMANCE EVALUATION MIXTURES, BLANKS, SAMPLES, AND STANDARDS IS GIVEN BELOW:

MEAN SURROGATE RT FROM INITIAL CALIBRATION
S1 : 1.69 S2 : 8.27

	CLIENT SAMPLE NO.	LAB SAMPLE ID	DATE ANALYZED	TIME ANALYZED	S1 RT #	S2 RT #
01		E097	07/16/07	1353	1.69	8.27
02	624240	MRL	07/16/07	1409	1.69	8.27
03	FWGBKGMW-012	J2LKV1AG	07/16/07	1424	1.70	8.27
04		E097	07/16/07	1901	1.69	8.27
05	624240	MRL	07/16/07	1917	1.69	8.27
06						
07						
08						
09						
10						
11						
12						
13						
14						
15						
16						
17						
18						
19						
20						
21						
22						
23						
24						
25						
26						
27						
28						
29						
30						
31						
32						

QC LIMITS

S1 = TCMX (+/- 0.10 MINUTES)
S2 = DCB (+/- 0.10 MINUTES)

Column used to flag retention time values with an asterisk.
* Values outside of QC limits.

METHOD BLANK REPORT

GC Semivolatiles

Client Lot #...: A7G110101 **Work Order #...:** J2LP21AA **Matrix.....:** WATER
MB Lot-Sample #: A7G110000-104

Prep Date.....: 07/11/07 **Final Wgt/Vol..:** 2 mL
Analysis Date..: 07/14/07 **Prep Batch #...:** 7192104
Dilution Factor: 1 **Initial Wgt/Vol:** 1000 mL

PARAMETER	RESULT	REPORTING LIMIT	UNITS	METHOD
Aroclor 1016	ND	0.50	ug/L	SW846 8082
Aroclor 1221	ND	0.50	ug/L	SW846 8082
Aroclor 1232	ND	0.50	ug/L	SW846 8082
Aroclor 1242	ND	0.50	ug/L	SW846 8082
Aroclor 1248	ND	0.50	ug/L	SW846 8082
Aroclor 1254	ND	0.50	ug/L	SW846 8082
Aroclor 1260	ND	0.50	ug/L	SW846 8082

SURROGATE	PERCENT RECOVERY	RECOVERY LIMITS
Tetrachloro-m-xylene	84	(35 - 130)
Decachlorobiphenyl	66	(10 - 110)

NOTE(S):

Calculations are performed before rounding to avoid round-off errors in calculated results.

Environmental Quality Mgt., Inc.

Client Sample ID: FWGEQUIPRinse1-0501-GW

GC Semivolatiles

Lot-Sample #...:	A7G100102-007	**Work Order #...:**	J2JL71AG	**Matrix.....:**	WQ
Date Sampled...:	07/09/07 15:40	**Date Received..:**	07/10/07		
Prep Date.....:	07/10/07	**Analysis Date..:**	07/12/07		
Prep Batch #...:	7191119				
Dilution Factor:	1	**Initial Wgt/Vol:**	1050 mL	**Final Wgt/Vol..:**	2 mL
		Method.....:	SW846 8082		

PARAMETER	RESULT	REPORTING LIMIT	UNITS	MDL
Aroclor 1016	ND	0.50	ug/L	0.044
Aroclor 1221	ND	0.50	ug/L	0.045
Aroclor 1232	ND	0.50	ug/L	0.073
Aroclor 1242	ND	0.50	ug/L	0.060
Aroclor 1248	ND	0.50	ug/L	0.061
Aroclor 1254	ND	0.50	ug/L	0.032
Aroclor 1260	ND	0.50	ug/L	0.038

SURROGATE	PERCENT RECOVERY	RECOVERY LIMITS
Tetrachloro-m-xylene	105	(35 - 130)
Decachlorobiphenyl	78	(10 - 110)

LABORATORY CONTROL SAMPLE EVALUATION REPORT

GC Semivolatiles

Client Lot #...: A7G110101 **Work Order #...:** J2LP21AC **Matrix.....:** WATER
LCS Lot-Sample#: A7G110000-104
Prep Date.....: 07/11/07 **Analysis Date..:** 07/14/07
Prep Batch #...: 7192104
Dilution Factor: 5 **Final Wgt/Vol..:** 2 mL
Initial Wgt/Vol: 1000 mL

PARAMETER	PERCENT RECOVERY	RECOVERY LIMITS	METHOD
Aroclor 1016	**90**	**(50 - 115)**	**SW846 8082**
Aroclor 1260	**92**	**(45 - 112)**	**SW846 8082**

SURROGATE	PERCENT RECOVERY	RECOVERY LIMITS
Tetrachloro-m-xylene	88	(35 - 130)
Decachlorobiphenyl	35	(10 - 110)

NOTE(S):

Calculations are performed before rounding to avoid round-off errors in calculated results.

Bold print denotes control parameters

MATRIX SPIKE SAMPLE EVALUATION REPORT

GC Semivolatiles

Client Lot #...: A7G110101 **Work Order #...:** J2LK41AU-MS **Matrix.....:** WG
MS Lot-Sample #: A7G110101-012 J2LK41AV-MSD
Date Sampled...: 07/10/07 09:15 **Date Received..:** 07/11/07
Prep Date.....: 07/11/07 **Analysis Date..:** 07/14/07
Prep Batch #...: 7192104
Dilution Factor: 5 **Initial Wgt/Vol:** 475 mL **Final Wgt/Vol..:** 2 mL

PARAMETER	PERCENT RECOVERY	RECOVERY LIMITS	RPD	RPD LIMITS	METHOD
Aroclor 1016	88	(10 - 200)			SW846 8082
	90	(10 - 200)	2.3	(0-30)	SW846 8082
Aroclor 1260	92	(10 - 150)			SW846 8082
	85	(10 - 150)	7.9	(0-30)	SW846 8082

SURROGATE	PERCENT RECOVERY	RECOVERY LIMITS
Tetrachloro-m-xylene	87	(35 - 130)
	101	(35 - 130)
Decachlorobiphenyl	77	(10 - 110)
	72	(10 - 110)

NOTE(S):

Calculations are performed before rounding to avoid round-off errors in calculated results.

Bold print denotes control parameters

Surrogate Recovery Outlier Report

Lab Report Batch: A7G110101 **Lab ID:** STLCAN

Client Sample ID	Lab Sample ID	Analysis Method	Dilution	Matrix	Surrogate	Percent Recovery	Criteria (percent) Lower Limit	Upper Limit	Reject Point	Associated Target Analytes
FWGBKGmw-004C-0460-GW	A7G110101018	8082	1	AQ	Decachlorobiphenyl	45	50.0	150.0	10.0	All Target
FWGBKGmw-012C-0465-GW	A7G110101006	8082	1	AQ	Decachlorobiphenyl	47	50.0	150.0	10.0	All Target
FWGCBPmw-006C-0474-GW	A7G110101003	8081A	1	AQ	Decachlorobiphenyl	34	50.0	150.0	10.0	All Target
		8082			Decachlorobiphenyl	17	50.0	150.0	10.0	All Target
FWGCBPmw-007C-0475-GW	A7G110101001	8270C	1	AQ	2-Fluorophenol	11	50.0	150.0	10.0	Acid
					Phenol-d5	46	50.0	150.0	10.0	Acid
FWGLL12mw-153C-0480-GW	A7G110101025	8081A	1	AQ	Decachlorobiphenyl	43	50.0	150.0	10.0	All Target
		8082			Decachlorobiphenyl	37	50.0	150.0	10.0	All Target
FWGLL12mw-182C-0481-GW	A7G110101021	8082	1	AQ	Decachlorobiphenyl	47	50.0	150.0	10.0	All Target
FWGLL12mw-186C-0483-GW	A7G110101014	8081A	1	AQ	Decachlorobiphenyl	40	50.0	150.0	10.0	All Target
		8082			Decachlorobiphenyl	37	50.0	150.0	10.0	All Target
FWGLL12mw-DUP2-0498-GW	A7G110101023	8082	1	AQ	Decachlorobiphenyl	40	50.0	150.0	10.0	All Target

Environmental Quality Mgt., Inc.

Client Sample ID: FWGCBPmw-007C-0475-GW

HPLC

Lot-Sample #...: A7G110101-001 **Work Order #...:** J2LKL1AF **Matrix.....:** WG
Date Sampled...: 07/10/07 09:00 **Date Received..:** 07/11/07
Prep Date.....: 07/16/07 **Analysis Date..:** 07/19/07
Prep Batch #...: 7197199
Dilution Factor: 1.02 **Method.....:** SW846 8330

PARAMETER	RESULT	REPORTING LIMIT	UNITS	MDL
PETN	ND	0.66	ug/L	0.31
Nitroglycerin	ND	0.66	ug/L	0.34
2-Amino-4,6-dinitrotoluene	ND	0.10	ug/L	0.10
4-Amino-2,6-dinitrotoluene	ND	0.10	ug/L	0.051
1,3-Dinitrobenzene	ND	0.10	ug/L	0.051
2,4-Dinitrotoluene	ND	0.10	ug/L	0.051
2,6-Dinitrotoluene	ND	0.10	ug/L	0.051
HMX	ND	0.10	ug/L	0.037
Nitrobenzene	ND	0.10	ug/L	0.051
2-Nitrotoluene	ND	0.51	ug/L	0.090
3-Nitrotoluene	ND	0.51	ug/L	0.058
4-Nitrotoluene	ND	0.51	ug/L	0.090
RDX	ND	0.10	ug/L	0.037
Tetryl	ND	0.10	ug/L	0.051
1,3,5-Trinitrobenzene	ND	0.10	ug/L	0.031
2,4,6-Trinitrotoluene	ND	0.10	ug/L	0.051

SURROGATE	PERCENT RECOVERY	RECOVERY LIMITS
3,4-Dinitrotoluene	107	(83 - 113)

Environmental Quality Mgt., Inc.

Client Sample ID: FWGCBPmw-006C-0474-GW

HPLC

Lot-Sample #...: A7G110101-003 **Work Order #...:** J2LKQ1AF **Matrix.....:** WG
Date Sampled...: 07/10/07 12:35 **Date Received..:** 07/11/07
Prep Date.....: 07/16/07 **Analysis Date..:** 07/19/07
Prep Batch #...: 7197199
Dilution Factor: 1.01 **Method.....:** SW846 8330

PARAMETER	RESULT	REPORTING LIMIT	UNITS	MDL
PETN	ND	0.66	ug/L	0.30
Nitroglycerin	ND	0.66	ug/L	0.33
2-Amino-4,6-dinitrotoluene	ND	0.10	ug/L	0.10
4-Amino-2,6-dinitrotoluene	ND	0.10	ug/L	0.050
1,3-Dinitrobenzene	ND	0.10	ug/L	0.050
2,4-Dinitrotoluene	ND	0.10	ug/L	0.050
2,6-Dinitrotoluene	ND	0.10	ug/L	0.050
HMX	ND	0.10	ug/L	0.036
Nitrobenzene	ND	0.10	ug/L	0.050
2-Nitrotoluene	ND	0.50	ug/L	0.089
3-Nitrotoluene	ND	0.50	ug/L	0.058
4-Nitrotoluene	ND	0.50	ug/L	0.089
RDX	ND	0.10	ug/L	0.036
Tetryl	ND	0.10	ug/L	0.050
1,3,5-Trinitrobenzene	ND	0.10	ug/L	0.030
2,4,6-Trinitrotoluene	ND	0.10	ug/L	0.050

SURROGATE	PERCENT RECOVERY	RECOVERY LIMITS
3,4-Dinitrotoluene	106	(83 - 113)

Environmental Quality Mgt., Inc.

Client Sample ID: FWGEQUIPRinse2-0502-GW

HPLC

Lot-Sample #...: A7G110101-005 **Work Order #...:** J2LKT1AF **Matrix.....:** WQ
Date Sampled...: 07/10/07 11:10 **Date Received..:** 07/11/07
Prep Date.....: 07/16/07 **Analysis Date..:** 07/19/07
Prep Batch #...: 7197199
Dilution Factor: 0.98 **Method.....:** SW846 8330

PARAMETER	RESULT	REPORTING LIMIT	UNITS	MDL
PETN	ND	0.64	ug/L	0.29
Nitroglycerin	**0.57 J**	**0.64**	**ug/L**	**0.32**
2-Amino-4,6-dinitrotoluene	ND	0.098	ug/L	0.098
4-Amino-2,6-dinitrotoluene	ND	0.098	ug/L	0.049
1,3-Dinitrobenzene	ND	0.098	ug/L	0.049
2,4-Dinitrotoluene	ND	0.098	ug/L	0.049
2,6-Dinitrotoluene	ND	0.098	ug/L	0.049
HMX	ND	0.098	ug/L	0.035
Nitrobenzene	ND	0.098	ug/L	0.049
2-Nitrotoluene	ND	0.49	ug/L	0.086
3-Nitrotoluene	ND	0.49	ug/L	0.056
4-Nitrotoluene	ND	0.49	ug/L	0.086
RDX	**0.19 SCN**	**0.098**	**ug/L**	**0.035**
Tetryl	ND	0.098	ug/L	0.049
1,3,5-Trinitrobenzene	ND	0.098	ug/L	0.029
2,4,6-Trinitrotoluene	**0.092 J**	**0.098**	**ug/L**	**0.049**

SURROGATE	PERCENT RECOVERY	RECOVERY LIMITS
3,4-Dinitrotoluene	113	(83 - 113)

NOTE(S):

J Estimated result. Result is less than RL.

scn=see case narrative

Environmental Quality Mgt., Inc.

Client Sample ID: FWGBKGmw-012C-0465-GW

HPLC

Lot-Sample #...: A7G110101-006 **Work Order #...:** J2LKV1AF **Matrix.....:** WG
Date Sampled...: 07/10/07 14:25 **Date Received..:** 07/11/07
Prep Date.....: 07/16/07 **Analysis Date..:** 07/20/07
Prep Batch #...: 7197199
Dilution Factor: 0.97 **Method.....:** SW846 8330

PARAMETER	RESULT	REPORTING LIMIT	UNITS	MDL
PETN	ND	0.63	ug/L	0.29
Nitroglycerin	ND	0.63	ug/L	0.32
2-Amino-4,6-dinitrotoluene	ND	0.097	ug/L	0.097
4-Amino-2,6-dinitrotoluene	ND	0.097	ug/L	0.048
1,3-Dinitrobenzene	ND	0.097	ug/L	0.048
2,4-Dinitrotoluene	ND	0.097	ug/L	0.048
2,6-Dinitrotoluene	ND	0.097	ug/L	0.048
HMX	ND	0.097	ug/L	0.035
Nitrobenzene	ND	0.097	ug/L	0.048
2-Nitrotoluene	ND	0.48	ug/L	0.085
3-Nitrotoluene	ND	0.48	ug/L	0.055
4-Nitrotoluene	ND	0.48	ug/L	0.085
RDX	ND	0.097	ug/L	0.035
Tetryl	ND	0.097	ug/L	0.048
1,3,5-Trinitrobenzene	ND	0.097	ug/L	0.029
2,4,6-Trinitrotoluene	ND	0.097	ug/L	0.048

SURROGATE	PERCENT RECOVERY	RECOVERY LIMITS
3,4-Dinitrotoluene	107	(83 - 113)

Environmental Quality Mgt., Inc.

Client Sample ID: FWGLL1mw-080C-0485-GW

HPLC

Lot-Sample #...: A7G110101-009 **Work Order #...:** J2LK01AF **Matrix.....:** WG
Date Sampled...: 07/09/07 18:40 **Date Received..:** 07/11/07
Prep Date.....: 07/16/07 **Analysis Date..:** 07/21/07
Prep Batch #...: 7197199
Dilution Factor: 5.04 **Method.....:** SW846 8330

PARAMETER	RESULT	REPORTING LIMIT	UNITS	MDL
PETN	ND	3.3	ug/L	1.5
Nitroglycerin	ND	3.3	ug/L	1.7
2-Amino-4,6-dinitrotoluene	**4.1**	**0.50**	**ug/L**	**0.50**
4-Amino-2,6-dinitrotoluene	**6.5**	**0.50**	**ug/L**	**0.25**
1,3-Dinitrobenzene	ND	0.50	ug/L	0.25
2,4-Dinitrotoluene	ND	0.50	ug/L	0.25
2,6-Dinitrotoluene	ND	0.50	ug/L	0.25
HMX	**7.3**	**0.50**	**ug/L**	**0.18**
Nitrobenzene	ND	0.50	ug/L	0.25
2-Nitrotoluene	ND	2.5	ug/L	0.44
3-Nitrotoluene	ND	2.5	ug/L	0.29
4-Nitrotoluene	ND	2.5	ug/L	0.44
RDX	**52**	**0.50**	**ug/L**	**0.18**
Tetryl	ND	0.50	ug/L	0.25
1,3,5-Trinitrobenzene	**0.92**	**0.50**	**ug/L**	**0.15**
2,4,6-Trinitrotoluene	**0.45 J**	**0.50**	**ug/L**	**0.25**

SURROGATE	PERCENT RECOVERY	RECOVERY LIMITS
3,4-Dinitrotoluene	111	(83 - 113)

NOTE(S):

J Estimated result. Result is less than RL.

Environmental Quality Mgt., Inc.

Client Sample ID: FWGLL12mw-183C-0482-GW

HPLC

Lot-Sample #...: A7G110101-012 **Work Order #...:** J2LK41AP **Matrix.....:** WG
Date Sampled...: 07/10/07 09:15 **Date Received..:** 07/11/07
Prep Date.....: 07/16/07 **Analysis Date..:** 07/20/07
Prep Batch #...: 7197199
Dilution Factor: 1.04 **Method.....:** SW846 8330

PARAMETER	RESULT	REPORTING LIMIT	UNITS	MDL
PETN	ND	0.68	ug/L	0.31
Nitroglycerin	ND	0.68	ug/L	0.34
2-Amino-4,6-dinitrotoluene	ND	0.10	ug/L	0.10
4-Amino-2,6-dinitrotoluene	ND	0.10	ug/L	0.052
1,3-Dinitrobenzene	ND	0.10	ug/L	0.052
2,4-Dinitrotoluene	ND	0.10	ug/L	0.052
2,6-Dinitrotoluene	ND	0.10	ug/L	0.052
HMX	ND	0.10	ug/L	0.037
Nitrobenzene	ND	0.10	ug/L	0.052
2-Nitrotoluene	ND	0.52	ug/L	0.092
3-Nitrotoluene	ND	0.52	ug/L	0.059
4-Nitrotoluene	ND	0.52	ug/L	0.092
RDX	ND	0.10	ug/L	0.037
Tetryl	ND	0.10	ug/L	0.052
1,3,5-Trinitrobenzene	ND	0.10	ug/L	0.031
2,4,6-Trinitrotoluene	ND	0.10	ug/L	0.052

SURROGATE	PERCENT RECOVERY	RECOVERY LIMITS
3,4-Dinitrotoluene	105	(83 - 113)

Environmental Quality Mgt., Inc.

Client Sample ID: FWGLL12mw-186C-0483-GW

HPLC

Lot-Sample #...: A7G110101-014 **Work Order #...:** J2LK81AH **Matrix.....:** WG
Date Sampled...: 07/10/07 12:15 **Date Received..:** 07/11/07
Prep Date.....: 07/16/07 **Analysis Date..:** 07/20/07
Prep Batch #...: 7197199
Dilution Factor: 1.2 **Method.....:** SW846 8330

PARAMETER	RESULT	REPORTING LIMIT	UNITS	MDL
PETN	ND	0.78	ug/L	0.36
Nitroglycerin	ND	0.78	ug/L	0.40
2-Amino-4,6-dinitrotoluene	ND	0.12	ug/L	0.12
4-Amino-2,6-dinitrotoluene	ND	0.12	ug/L	0.060
1,3-Dinitrobenzene	ND	0.12	ug/L	0.060
2,4-Dinitrotoluene	ND	0.12	ug/L	0.060
2,6-Dinitrotoluene	ND	0.12	ug/L	0.060
HMX	ND	0.12	ug/L	0.043
Nitrobenzene	ND	0.12	ug/L	0.060
2-Nitrotoluene	ND	0.60	ug/L	0.11
3-Nitrotoluene	ND	0.60	ug/L	0.068
4-Nitrotoluene	ND	0.60	ug/L	0.11
RDX	**0.093 J**	**0.12**	**ug/L**	**0.043**
Tetryl	ND	0.12	ug/L	0.060
1,3,5-Trinitrobenzene	ND	0.12	ug/L	0.036
2,4,6-Trinitrotoluene	ND	0.12	ug/L	0.060

SURROGATE	PERCENT RECOVERY	RECOVERY LIMITS
3,4-Dinitrotoluene	107	(83 - 113)

NOTE(S):

J Estimated result. Result is less than RL.

Environmental Quality Mgt., Inc.

Client Sample ID: FWGBKGmw-008C-0463-GW

HPLC

Lot-Sample #...: A7G110101-016 **Work Order #...:** J2LLC1AF **Matrix.....:** WG
Date Sampled...: 07/10/07 14:05 **Date Received..:** 07/11/07
Prep Date.....: 07/16/07 **Analysis Date..:** 07/20/07
Prep Batch #...: 7197199
Dilution Factor: 1.07 **Method.....:** SW846 8330

PARAMETER	RESULT	REPORTING LIMIT	UNITS	MDL
PETN	ND	0.70	ug/L	0.32
Nitroglycerin	ND	0.70	ug/L	0.35
2-Amino-4,6-dinitrotoluene	ND	0.11	ug/L	0.11
4-Amino-2,6-dinitrotoluene	ND	0.11	ug/L	0.054
1,3-Dinitrobenzene	ND	0.11	ug/L	0.054
2,4-Dinitrotoluene	ND	0.11	ug/L	0.054
2,6-Dinitrotoluene	ND	0.11	ug/L	0.054
HMX	ND	0.11	ug/L	0.039
Nitrobenzene	ND	0.11	ug/L	0.054
2-Nitrotoluene	ND	0.54	ug/L	0.094
3-Nitrotoluene	ND	0.54	ug/L	0.061
4-Nitrotoluene	ND	0.54	ug/L	0.094
RDX	ND	0.11	ug/L	0.039
Tetryl	ND	0.11	ug/L	0.054
1,3,5-Trinitrobenzene	ND	0.11	ug/L	0.032
2,4,6-Trinitrotoluene	ND	0.11	ug/L	0.054

SURROGATE	PERCENT RECOVERY	RECOVERY LIMITS
3,4-Dinitrotoluene	105	(83 - 113)

Environmental Quality Mgt., Inc.

Client Sample ID: FWGBKGmw-004C-0460-GW

HPLC

Lot-Sample #...: A7G110101-018 **Work Order #...:** J2LLE1AF **Matrix.....:** WG
Date Sampled...: 07/10/07 15:30 **Date Received..:** 07/11/07
Prep Date.....: 07/16/07 **Analysis Date..:** 07/20/07
Prep Batch #...: 7197199
Dilution Factor: 1.1 **Method.....:** SW846 8330

PARAMETER	RESULT	REPORTING LIMIT	UNITS	MDL
PETN	ND	0.72	ug/L	0.33
Nitroglycerin	ND	0.72	ug/L	0.36
2-Amino-4,6-dinitrotoluene	ND	0.11	ug/L	0.11
4-Amino-2,6-dinitrotoluene	ND	0.11	ug/L	0.055
1,3-Dinitrobenzene	ND	0.11	ug/L	0.055
2,4-Dinitrotoluene	ND	0.11	ug/L	0.055
2,6-Dinitrotoluene	ND	0.11	ug/L	0.055
HMX	ND	0.11	ug/L	0.040
Nitrobenzene	ND	0.11	ug/L	0.055
2-Nitrotoluene	ND	0.55	ug/L	0.097
3-Nitrotoluene	ND	0.55	ug/L	0.063
4-Nitrotoluene	ND	0.55	ug/L	0.097
RDX	ND	0.11	ug/L	0.040
Tetryl	ND	0.11	ug/L	0.055
1,3,5-Trinitrobenzene	ND	0.11	ug/L	0.033
2,4,6-Trinitrotoluene	ND	0.11	ug/L	0.055

SURROGATE	PERCENT RECOVERY	RECOVERY LIMITS
3,4-Dinitrotoluene	106	(83 - 113)

Environmental Quality Mgt., Inc.

Client Sample ID: FWGLL12mw-182C-0481-GW

HPLC

Lot-Sample #...: A7G110101-021 **Work Order #...:** J2LLH1AG **Matrix.....:** WG
Date Sampled...: 07/10/07 09:05 **Date Received..:** 07/11/07
Prep Date.....: 07/16/07 **Analysis Date..:** 07/20/07
Prep Batch #...: 7197199
Dilution Factor: 0.98 **Method.....:** SW846 8330

PARAMETER	RESULT	REPORTING LIMIT	UNITS	MDL
PETN	ND	0.64	ug/L	0.29
Nitroglycerin	ND	0.64	ug/L	0.32
2-Amino-4,6-dinitrotoluene	ND	0.098	ug/L	0.098
4-Amino-2,6-dinitrotoluene	ND	0.098	ug/L	0.049
1,3-Dinitrobenzene	ND	0.098	ug/L	0.049
2,4-Dinitrotoluene	ND	0.098	ug/L	0.049
2,6-Dinitrotoluene	ND	0.098	ug/L	0.049
HMX	ND	0.098	ug/L	0.035
Nitrobenzene	**0.064 J**	**0.098**	**ug/L**	**0.049**
2-Nitrotoluene	ND	0.49	ug/L	0.086
3-Nitrotoluene	ND	0.49	ug/L	0.056
4-Nitrotoluene	ND	0.49	ug/L	0.086
RDX	ND	0.098	ug/L	0.035
Tetryl	ND	0.098	ug/L	0.049
1,3,5-Trinitrobenzene	ND	0.098	ug/L	0.029
2,4,6-Trinitrotoluene	ND	0.098	ug/L	0.049

SURROGATE	PERCENT RECOVERY	RECOVERY LIMITS
3,4-Dinitrotoluene	105	(83 - 113)

NOTE(S):

J Estimated result. Result is less than RL.

Environmental Quality Mgt., Inc.

Client Sample ID: FWGLL12mw-DUP2-0498-GW

HPLC

Lot-Sample #...: A7G110101-023 **Work Order #...:** J2LLN1AG **Matrix.....:** WG
Date Sampled...: 07/10/07 09:05 **Date Received..:** 07/11/07
Prep Date.....: 07/16/07 **Analysis Date..:** 07/20/07
Prep Batch #...: 7197199
Dilution Factor: 0.98 **Method.....:** SW846 8330

PARAMETER	RESULT	REPORTING LIMIT	UNITS	MDL
PETN	ND	0.64	ug/L	0.29
Nitroglycerin	ND	0.64	ug/L	0.32
2-Amino-4,6-dinitrotoluene	ND	0.098	ug/L	0.098
4-Amino-2,6-dinitrotoluene	ND	0.098	ug/L	0.049
1,3-Dinitrobenzene	ND	0.098	ug/L	0.049
2,4-Dinitrotoluene	ND	0.098	ug/L	0.049
2,6-Dinitrotoluene	ND	0.098	ug/L	0.049
HMX	ND	0.098	ug/L	0.035
Nitrobenzene	ND	0.098	ug/L	0.049
2-Nitrotoluene	ND	0.49	ug/L	0.086
3-Nitrotoluene	ND	0.49	ug/L	0.056
4-Nitrotoluene	ND	0.49	ug/L	0.086
RDX	ND	0.098	ug/L	0.035
Tetryl	ND	0.098	ug/L	0.049
1,3,5-Trinitrobenzene	ND	0.098	ug/L	0.029
2,4,6-Trinitrotoluene	ND	0.098	ug/L	0.049

SURROGATE	PERCENT RECOVERY	RECOVERY LIMITS
3,4-Dinitrotoluene	105	(83 - 113)

Environmental Quality Mgt., Inc.

Client Sample ID: FWGLL12mw-153C-0480-GW

HPLC

Lot-Sample #...: A7G110101-025 **Work Order #...:** J2LLR1AG **Matrix.....:** WG
Date Sampled...: 07/10/07 12:01 **Date Received..:** 07/11/07
Prep Date.....: 07/16/07 **Analysis Date..:** 07/20/07
Prep Batch #...: 7197199
Dilution Factor: 0.98 **Method.....:** SW846 8330

PARAMETER	RESULT	REPORTING LIMIT	UNITS	MDL
PETN	ND	0.64	ug/L	0.29
Nitroglycerin	ND	0.64	ug/L	0.32
2-Amino-4,6-dinitrotoluene	ND	0.098	ug/L	0.098
4-Amino-2,6-dinitrotoluene	ND	0.098	ug/L	0.049
1,3-Dinitrobenzene	ND	0.098	ug/L	0.049
2,4-Dinitrotoluene	ND	0.098	ug/L	0.049
2,6-Dinitrotoluene	ND	0.098	ug/L	0.049
HMX	ND	0.098	ug/L	0.035
Nitrobenzene	ND	0.098	ug/L	0.049
2-Nitrotoluene	ND	0.49	ug/L	0.086
3-Nitrotoluene	ND	0.49	ug/L	0.056
4-Nitrotoluene	ND	0.49	ug/L	0.086
RDX	ND	0.098	ug/L	0.035
Tetryl	ND	0.098	ug/L	0.049
1,3,5-Trinitrobenzene	ND	0.098	ug/L	0.029
2,4,6-Trinitrotoluene	ND	0.098	ug/L	0.049

SURROGATE	PERCENT RECOVERY	RECOVERY LIMITS
3,4-Dinitrotoluene	105	(83 - 113)

Environmental Quality Mgt., Inc.

Client Sample ID: FWGBKGmw-021C-0473-GW

HPLC

Lot-Sample #...: A7G110101-027 **Work Order #...:** J2LLV1AF **Matrix.....:** WG
Date Sampled...: 07/10/07 14:10 **Date Received..:** 07/11/07
Prep Date.....: 07/16/07 **Analysis Date..:** 07/20/07
Prep Batch #...: 7197199
Dilution Factor: 0.98 **Method.....:** SW846 8330

PARAMETER	RESULT	REPORTING LIMIT	UNITS	MDL
PETN	ND	0.64	ug/L	0.29
Nitroglycerin	ND	0.64	ug/L	0.32
2-Amino-4,6-dinitrotoluene	ND	0.098	ug/L	0.098
4-Amino-2,6-dinitrotoluene	ND	0.098	ug/L	0.049
1,3-Dinitrobenzene	ND	0.098	ug/L	0.049
2,4-Dinitrotoluene	ND	0.098	ug/L	0.049
2,6-Dinitrotoluene	ND	0.098	ug/L	0.049
HMX	ND	0.098	ug/L	0.035
Nitrobenzene	ND	0.098	ug/L	0.049
2-Nitrotoluene	ND	0.49	ug/L	0.086
3-Nitrotoluene	ND	0.49	ug/L	0.056
4-Nitrotoluene	ND	0.49	ug/L	0.086
RDX	ND	0.098	ug/L	0.035
Tetryl	ND	0.098	ug/L	0.049
1,3,5-Trinitrobenzene	ND	0.098	ug/L	0.029
2,4,6-Trinitrotoluene	ND	0.098	ug/L	0.049

SURROGATE	PERCENT RECOVERY	RECOVERY LIMITS
3,4-Dinitrotoluene	104	(83 - 113)

TestAmerica West Sacramento
GC/LC INSTRUMENT LOG

Page# 8
Book# 3100

GC/LC SEMI-VOLATILES

Standard ID's

Curve: 02162007.B

Inst ID : LC9.I
Batch ID : 07192007.B
Ical Date: See Calibration Report
Methods : Method 8330
Test : SOP SAC-LC-0009

Date	Time	Operator	Sample ID	File ID	Vol or Wt	Extract Vol	Diln	Comments
19-JUL-2007	11:55	KenneyF	CCV_5 Primer	A-000001.	0 g	0 mL	1	
19-JUL-2007	12:42	KenneyF	CCV_5 Primer	A-000002.	0 g	0 mL	1	
19-JUL-2007	13:29	KenneyF	CCV_5 Primer	A-000003.	0 g	0 mL	1	
19-JUL-2007	14:16	KenneyF	CCV_5 Primer	A-000004.	0 g	0 mL	1	
19-JUL-2007	15:02	KenneyF	CCV_5 E070316G 100/200/100/100	A-000005.	0 g	0 mL	1	
19-JUL-2007	15:49	KenneyF	J27DP1AAB 7200537 G7G190000-MB	A-000006.	1000 mL	20 mL	1	
19-JUL-2007	16:35	KenneyF	J27DP1ACC 7200537 G7G190000-LC	A-000007.	1000 mL	20 mL	1	
19-JUL-2007	17:22	KenneyF	J201D1AL 7200537 G7G160203-1	A-000008.	1015 mL	20 mL	1	
19-JUL-2007	18:09	KenneyF	CCV_6 E070314I 200/500/200/200	A-000009.	0 g	0 mL	1	
19-JUL-2007	18:56	KenneyF	CCV_1 E070712A 5/0/0/0ng/mL	A-000010.	0 g	0 mL	1	
19-JUL-2007	19:42	KenneyF	CCV_3 E070712B 20/50/20/20ng/m	A-000011.	0 g	0 mL	1	
19-JUL-2007	20:29	KenneyF	J2X971AAB 7197199 G7G160000-MB	A-000012.	1000 mL	20 mL	1	
19-JUL-2007	21:16	KenneyF	J2X971ACC 7197199 G7G190000-LC	A-000013.	1000 mL	20 mL	1	
19-JUL-2007	22:03	KenneyF	J2LKL1AF 7197199 A7G110101-1	A-000014.	975 mL	20 mL	1	
19-JUL-2007	22:50	KenneyF	J2LKQ1AF 7197199 A7G110101-3	A-000015.	985 mL	20 mL	1	
19-JUL-2007	23:36	KenneyF	J2LKT1AF 7197199 A7G110101-5	A-000016.	1012 mL	20 mL	1	
20-JUL-2007	00:23	KenneyF	J2LKV1AF 7197199 A7G110101-6	A-000017.	1022 mL	20 mL	1	
20-JUL-2007	01:10	KenneyF	J2LKO1AF 7197199 A7G110101-9	A-000018.	992 mL	20 mL	1	SOP SX
20-JUL-2007	01:57	KenneyF	J2LK41AP 7197199 A7G110101-12	A-000019.	955 mL	20 mL	1	
20-JUL-2007	02:43	KenneyF	J2LK41AQS 7197199 A7G110101-12	A-000020.	920 mL	20 mL	1	
20-JUL-2007	03:30	KenneyF	J2LK41ARD 7197199 A7G110101-12	A-000021.	924 mL	20 mL	1	
20-JUL-2007	04:17	KenneyF	CCV_5 E070316H 100/200/100/100	A-000022.	0 g	0 mL	1	
20-JUL-2007	05:03	KenneyF	CCV_1 E070712A 5/0/0/0ng/mL	A-000023.	0 g	0 mL	1	
20-JUL-2007	05:50	KenneyF	CCV_2 E070712B 20/50/20/20ng/m	A-000024.	0 g	0 mL	1	
20-JUL-2007	06:37	KenneyF	J2LK81AH 7197199 A7G110101-14	A-000025.	831 mL	20 mL	1	
20-JUL-2007	07:24	KenneyF	J2LLC1AF 7197199 A7G110101-16	A-000026.	928 mL	20 mL	1	
20-JUL-2007	08:10	KenneyF	J2LLE1AF 7197199 A7G110101-18	A-000027.	906 mL	20 mL	1	
20-JUL-2007	08:57	KenneyF	J2LLH1AG 7197199 A7G110101-21	A-000028.	1015 mL	20 mL	1	
20-JUL-2007	09:44	KenneyF	J2LLN1AG 7197199 A7G110101-23	A-000029.	1013 mL	20 mL	1	
20-JUL-2007	10:31	KenneyF	J2LLR1AG 7197199 A7G110101-25	A-000030.	1012 mL	20 mL	1	
20-JUL-2007	11:17	KenneyF	J2LLV1AF 7197199 A7G110101-27	A-000031.	1019 mL	20 mL	1	
20-JUL-2007	12:04	KenneyF	CCV_5 E070316H 100/200/100/100	A-000032.	0 g	0 mL	1	
20-JUL-2007	12:51	KenneyF	CCV_1 E070712A 5/0/0/0ng/mL	A-000033.	0 g	0 mL	1	
20-JUL-2007	13:38	KenneyF	CCV_2 E070712B 20/50/20/20ng/m	A-000034.	0 g	0 mL	1	
20-JUL-2007	14:24	KenneyF	J2VMC1AAB 7194377 G7G130000-MB	A-000035.	1000 mL	20 mL	1	
20-JUL-2007	15:11	KenneyF	J2VMC1ACC 7194377 G7G130000-LC	A-000036.	1000 mL	20 mL	1	
20-JUL-2007	15:58	KenneyF	J2VMC1ADB 7194377 G7G130000-FB	A-000037.	1000 mL	20 mL	1	
20-JUL-2007	16:44	KenneyF	J2VMC1ACC 7194377 G7G130000-LC	A-000038.	1000 mL	20 mL	1	
20-JUL-2007	17:31	KenneyF	J2JL11AF 7194377 A7G100102-1	A-000039.	1004 mL	20 mL	1	
20-JUL-2007	18:18	KenneyF	J2JL31AF 7194377 A7G100102-3	A-000040.	998 mL	20 mL	1	
20-JUL-2007	19:05	KenneyF	J2JL51AF 7194377 A7G100102-5	A-000041.	1008 mL	20 mL	1	
20-JUL-2007	19:52	KenneyF	J2JL71AF 7194377 A7G100102-7	A-000042.	1020 mL	20 mL	1	
20-JUL-2007	20:39	KenneyF	CCV_5 E070316H 100/200/100/100	A-000043.	0 g	0 mL	1	
20-JUL-2007	21:25	KenneyF	CCV_1 E070712A 5/0/0/0ng/mL	A-000044.	0 g	0 mL	1	
20-JUL-2007	22:12	KenneyF	CCV_2 E070712B 20/50/20/20ng/m	A-000045.	0 g	0 mL	1	
20-JUL-2007	22:58	KenneyF	J2JMA1AP 7194377 A7G100102-9	A-000046.	937 mL	20 mL	1	
20-JUL-2007	23:45	KenneyF	J2JMA1AQS 7194377 A7G100102-9M	A-000047.	947 mL	20 mL	1	
21-JUL-2007	00:32	KenneyF	J2JMA1ARD 7194377 A7G100102-9M	A-000048.	961 mL	20 mL	1	
21-JUL-2007	01:18	KenneyF	J2JMD1AF 7194377 A7G100102-11	A-000049.	971 mL	20 mL	1	

21-JUL-2007	02:05	KenneyF	J2JMG1AF 7194377 A7G100102-13	A-000050.	927 mL	20 mL	1	
21-JUL-2007	02:51	KenneyF	J2JMK1AF 7194377 A7G100102-16	A-000051.	1021 mL	20 mL	1	
21-JUL-2007	03:38	KenneyF	J2JMM1AF 7194377 A7G100102-18	A-000052.	1000 mL	20 mL	1	
21-JUL-2007	04:25	KenneyF	J2JMQ1AF 7194377 A7G100102-20	A-000053.	1028 mL	20 mL	1	
21-JUL-2007	05:11	KenneyF	J2LKO1AF 7197199 A7G110101-9 5	A-000054.	992 mL	20 mL	5	
21-JUL-2007	05:58	KenneyF	J2AFD1AA 7190374 A7G030360-1	A-000055.	988 mL	20 mL	1	
21-JUL-2007	06:45	KenneyF	CCV_5 E070316H 100/200/100/100	A-000056.	0 g	0 mL	1	
21-JUL-2007	07:31	KenneyF	CCV_1 E070712A 5/0/0/0ng/mL	A-000057.	0 g	0 mL	1	
21-JUL-2007	08:18	KenneyF	CCV_2 E070712B 20/50/20/20ng/m	A-000058.	0 g	0 mL	1	
21-JUL-2007	09:05	KenneyF	J2NWN1ACC 7192465 G7G110000-LC	A-000059.	2 g	40 mL	1	
21-JUL-2007	09:51	KenneyF	J2V761AAB 7194463 G7G130000-MB	A-000060.	2 g	40 mL	1	
21-JUL-2007	10:38	KenneyF	J2V761ACC 7194463 G7G130000-LC	A-000061.	2 g	40 mL	1	
21-JUL-2007	11:25	KenneyF	J2V761ADL 7194463 G7G130000-LC	A-000062.	2 g	40 mL	1	
21-JUL-2007	12:11	KenneyF	J2QKK1AA 7194463 G7G030456-7	A-000063.	2 g	40 mL	1	
21-JUL-2007	12:58	KenneyF	J2QKK1ACS 7194463 G7G030456-7M	A-000064.	2 g	40 mL	1	

page 9

TestAmerica West Sacramento

A-000033.D

Chromatography Summary

Method 8330 Target Analyte Results

Sample : **CCV_1 E070712A 5/0/0/0ng/mL**

Injection Date: 7/20/2007 12:51 **Operator:** KenneyF
DataFile: LC9.I\07192007.B\A-000033.D **Vial Num:** 3
Instrument ID: LC9

Method File: LC9.I\07192007.B\8330AB.M
Start Cal Date: 2/16/2007 18:48 **End Cal Date:** 2/17/2007 0:00

Dilution Factor	Extract Volume	Sample Volume	Sample Weight
1X	0 mL	0 mL	0 g

Matrix: NONE **SubList:** EXPS.sub **SpikeList:**
Samp. Info: CCV_1 E070712A 5/0/0/0ng/mL;2
Misc. Info: ;1: : : ;3;EXPS.sub; ;0;1

	Signal 1 UV 250-265							Signal 2 UV 358-205								
Compound Name	RT	Response	PPB	Spike Level	%D	Result	Flag	RT	Response	PPB	Spike Level	%D	Result	Flag	Limits(%)	Flag
3,4-Dinitrotoluene				5	-100%	Fails					5	-100%	Fails		(±15)	
HMX	5.36	709	4.7250<	5	-6%	Acceptable					5	-100%	Fails		(±15)	45
RDX	8.09	465	5.0540<	5	1%	Acceptable					5	-100%	Fails		(±15)	45
Picric ACID				10	-100%	Fails		9.58	72	0.5592<	10	-94%	Fails		(±15)	45
1,3,5-Trinitrobenzene	10.66	845	5.0630<	5	1%	Acceptable					5	-100%	Fails		(±15)	45
1,3-Dinitrobenzene	13.96	794	5.1200<	5	2%	Acceptable					5	-100%	Fails		(±15)	45
TETRYL	15.17	424	4.6570<	5	-7%	Acceptable					5	-100%	Fails		(±15)	45
Nitrobenzene	16.05	332	4.9320<	5	-1%	Acceptable					5	-100%	Fails		(±15)	45
2,4,6-Trinitrotoluene	17.55	490	5.1040<	5	2%	Acceptable					5	-100%	Fails		(±15)	45
4-AM-2,6-DNT	18.63	387	5.2120<	5	4%	Acceptable					5	-100%	Fails		(±15)	45
2-AM-4,6-DNT	19.79	411	5.0680<	5	1%	Acceptable					5	-100%	Fails		(±15)	45
2,6-Dinitrotoluene	21.70	297	5.2040<	5	4%	Acceptable					5	-100%	Fails		(±15)	45
2,4-Dinitrotoluene	22.46	459	5.2130<	5	4%	Acceptable					5	-100%	Fails		(±15)	45
2-Nitrotoluene	26.53	191	4.9840<	5	0%	Acceptable					5	-100%	Fails		(±15)	45
4-Nitrotoluene	28.49	222	5.0680<	5	1%	Acceptable					5	-100%	Fails		(±15)	45
3-Nitrotoluene	30.72	90	2.0770<	5	-58%	Fails					5	-100%	Fails		(±15)	45
Nitroglycerin				5	-100%	Fails					5	-100%	Fails		(±15)	
PETN				5	-100%	Fails					5	-100%	Fails		(±15)	

MRL passes ± 30%
[illegible] 7/20/07

Notes:
M = Manually Integrated
D = Operator Disabled Result
O = Over Calibration Range
< = Primary Value
4 = Signals Differ by More Than 40%
5 = Signals Differ by More Than 50%

Printed: 7/20/2007 2:28 PM

TestAmerica West Sacramento
GC/LC INSTRUMENT LOG

Page# 11
Book# 3100

GC/LC SEMI-VOLATILES

Standard ID's

Curve: 0712 2007.B

Inst ID : LC9.I
Batch ID : 07252007.B
Ical Date: See Calibration Report
Methods : Method 8330
Test : SOP SAC-LC-0009

Date	Time	Operator	Sample ID	File ID	Vol or Wt	Extract Vol	Diln	Comments
25-JUL-2007	10:08	KenneyF	STD_5 E070314H 100/200/100/100	C-000001.	0 g	0 mL	1	
25-JUL-2007	11:12	KenneyF	STD_1 E070712A 5/0/0/0	C-000002.	0 g	0 mL	1	
25-JUL-2007	12:15	KenneyF	STD_3 E070712B 20/50/20/20	C-000003.	0 g	0 mL	1	
25-JUL-2007	13:18	KenneyF	J2X971AAB 7197199 G7G160000-MB	C-000004.	1000 mL	20 mL	1	
25-JUL-2007	14:21	KenneyF	J2LKT1AF 7197199 A7G110101-5	C-000005.	1012 mL	20 mL	1	
25-JUL-2007	15:24	KenneyF	J2LKV1AF 7197199 A7G110101-6	C-000006.	1022 mL	20 mL	1	
25-JUL-2007	16:28	KenneyF	J2LK01AF 7197199 A7G110101-9 5	C-000007.	992 mL	20 mL	5	
25-JUL-2007	17:31	KenneyF	STD_6 E070314I 200/500/200/200	C-000008.	0 g	0 mL	1	
25-JUL-2007	18:34	KenneyF	STD_1 E070712A 5/0/0/0	C-000009.	0 g	0 mL	1	
25-JUL-2007	19:37	KenneyF	STD_3 E070712B 20/50/20/20	C-000010.	0 g	0 mL	1	
25-JUL-2007	20:41	KenneyF	J2VMC1AAB 7194377 G7G130000-MB	C-000011.	1000 mL	20 mL	1	
25-JUL-2007	21:44	KenneyF	J2JL31AF 7194377 A7G100102-3	C-000012.	998 mL	20 mL	1	
25-JUL-2007	22:47	KenneyF	J2JL51AF 7194377 A7G100102-5	C-000013.	1008 mL	20 mL	1	
25-JUL-2007	23:50	KenneyF	J2JL71AF 7194377 A7G100102-7	C-000014.	1020 mL	20 mL	1	
26-JUL-2007	00:53	KenneyF	J2JMG1AF 7194377 A7G100102-13	C-000015.	927 mL	20 mL	1	
26-JUL-2007	01:57	KenneyF	J2JMK1AF 7194377 A7G100102-16	C-000016.	1021 mL	20 mL	5	
26-JUL-2007	03:00	KenneyF	J2JMM1AF 7194377 A7G100102-18	C-000017.	1000 mL	20 mL	5	
26-JUL-2007	04:03	KenneyF	J2JMQ1AF 7194377 A7G100102-20	C-000018.	1028 mL	20 mL	1	
26-JUL-2007	05:07	KenneyF	STD_5 E070314H 100/200/100/100	C-000019.	0 g	0 mL	1	
26-JUL-2007	06:10	KenneyF	STD_1 E070712A 5/0/0/0	C-000020.	0 g	0 mL	1	
26-JUL-2007	07:13	KenneyF	STD_3 E070712B 20/50/20/20	C-000021.	0 g	0 mL	1	
26-JUL-2007	08:16	KenneyF	J3EPJ1AAB 7204461 G7G230000-MB	C-000022.	1000 mL	20 mL	1	
26-JUL-2007	09:20	KenneyF	J2JL32AF 7204461 A7G100102-3	C-000023.	864 mL	20 mL	1	
26-JUL-2007	10:23	KenneyF	J2JL52AF 7204461 A7G100102-5	C-000024.	913 mL	20 mL	1	
26-JUL-2007	11:26	KenneyF	J2JL72AF 7204461 A7G100102-7	C-000025.	910 mL	20 mL	1	
26-JUL-2007	12:30	KenneyF	J2JMG2AF 7204461 A7G100102-13	C-000026.	813 mL	20 mL	1	

METHOD BLANK REPORT

HPLC

Client Lot #...: A7G110101 **Work Order #...:** J2X971AA **Matrix.....:** WATER
MB Lot-Sample #: G7G160000-199

Prep Date.....: 07/16/07
Analysis Date..: 07/19/07 **Prep Batch #...:** 7197199
Dilution Factor: 1

PARAMETER	RESULT	REPORTING LIMIT	UNITS	METHOD
Nitroglycerin	ND	0.65	ug/L	SW846 8330
PETN	ND	0.65	ug/L	SW846 8330
2-Amino-4,6-dinitrotoluene	ND	0.10	ug/L	SW846 8330
4-Amino-2,6-dinitrotoluene	ND	0.10	ug/L	SW846 8330
1,3-Dinitrobenzene	ND	0.10	ug/L	SW846 8330
2,4-Dinitrotoluene	ND	0.10	ug/L	SW846 8330
2,6-Dinitrotoluene	ND	0.10	ug/L	SW846 8330
HMX	ND	0.10	ug/L	SW846 8330
Nitrobenzene	ND	0.10	ug/L	SW846 8330
2-Nitrotoluene	ND	0.50	ug/L	SW846 8330
3-Nitrotoluene	ND	0.50	ug/L	SW846 8330
4-Nitrotoluene	ND	0.50	ug/L	SW846 8330
RDX	ND	0.10	ug/L	SW846 8330
Tetryl	ND	0.10	ug/L	SW846 8330
1,3,5-Trinitrobenzene	ND	0.10	ug/L	SW846 8330
2,4,6-Trinitrotoluene	ND	0.10	ug/L	SW846 8330

SURROGATE	PERCENT RECOVERY	RECOVERY LIMITS
3,4-Dinitrotoluene	109	(83 - 113)

NOTE(S):

Calculations are performed before rounding to avoid round-off errors in calculated results.

Environmental Quality Mgt., Inc.

Client Sample ID: FWGEQUIPRinse1-0501-GW

HPLC

Lot-Sample #...: A7G100102-007 **Work Order #...:** J2JL71AF **Matrix.....:** WQ
Date Sampled...: 07/09/07 15:40 **Date Received..:** 07/10/07
Prep Date.....: 07/13/07 **Analysis Date..:** 07/20/07
Prep Batch #...: 7194377
Dilution Factor: 0.98 **Method.....:** SW846 8330

PARAMETER	RESULT	REPORTING LIMIT	UNITS	MDL
PETN	ND	0.64	ug/L	0.29
Nitroglycerin	ND	0.64	ug/L	0.32
2-Amino-4,6-dinitrotoluene	ND	0.098	ug/L	0.098
4-Amino-2,6-dinitrotoluene	ND	0.098	ug/L	0.049
1,3-Dinitrobenzene	ND	0.098	ug/L	0.049
2,4-Dinitrotoluene	ND	0.098	ug/L	0.049
2,6-Dinitrotoluene	ND	0.098	ug/L	0.049
HMX	ND	0.098	ug/L	0.035
Nitrobenzene	ND	0.098	ug/L	0.049
2-Nitrotoluene	ND	0.49	ug/L	0.086
3-Nitrotoluene	ND	0.49	ug/L	0.056
4-Nitrotoluene	ND	0.49	ug/L	0.086
RDX	**0.062 J**	**0.098**	**ug/L**	**0.035**
Tetryl	ND	0.098	ug/L	0.049
1,3,5-Trinitrobenzene	ND	0.098	ug/L	0.029
2,4,6-Trinitrotoluene	ND	0.098	ug/L	0.049

SURROGATE	PERCENT RECOVERY	RECOVERY LIMITS
3,4-Dinitrotoluene	102	(83 - 113)

NOTE(S):

J Estimated result. Result is less than RL.

LABORATORY CONTROL SAMPLE EVALUATION REPORT

HPLC

Client Lot #...: A7G110101 Work Order #...: J2X971AC Matrix.....: WATER
LCS Lot-Sample#: G7G160000-199
Prep Date.....: 07/16/07 Analysis Date..: 07/19/07
Prep Batch #...: 7197199
Dilution Factor: 1

PARAMETER	PERCENT RECOVERY	RECOVERY LIMITS	METHOD
Nitroglycerin	**99**	**(81 - 111)**	**SW846 8330**
PETN	**101**	**(83 - 113)**	**SW846 8330**
2-Amino-4,6-dinitrotoluene	**108**	**(83 - 116)**	**SW846 8330**
4-Amino-2,6-dinitrotoluene	**106**	**(79 - 110)**	**SW846 8330**
1,3-Dinitrobenzene	**112**	**(90 - 124)**	**SW846 8330**
2,4-Dinitrotoluene	**110**	**(85 - 117)**	**SW846 8330**
2,6-Dinitrotoluene	**110**	**(84 - 119)**	**SW846 8330**
HMX	**104**	**(88 - 123)**	**SW846 8330**
Nitrobenzene	**109**	**(85 - 124)**	**SW846 8330**
2-Nitrotoluene	**104**	**(81 - 117)**	**SW846 8330**
3-Nitrotoluene	**105**	**(77 - 118)**	**SW846 8330**
4-Nitrotoluene	**106**	**(80 - 120)**	**SW846 8330**
RDX	**112**	**(91 - 121)**	**SW846 8330**
Tetryl	**97**	**(72 - 115)**	**SW846 8330**
1,3,5-Trinitrobenzene	**109**	**(87 - 123)**	**SW846 8330**
2,4,6-Trinitrotoluene	**107**	**(82 - 118)**	**SW846 8330**

SURROGATE	PERCENT RECOVERY	RECOVERY LIMITS
3,4-Dinitrotoluene	107	(83 - 113)

NOTE(S):

Calculations are performed before rounding to avoid round-off errors in calculated results.

Bold print denotes control parameters

MATRIX SPIKE SAMPLE EVALUATION REPORT

HPLC

Client Lot #...: A7G110101 Work Order #...: J2LK41AQ-MS Matrix.....: WG
MS Lot-Sample #: A7G110101-012 J2LK41AR-MSD
Date Sampled...: 07/10/07 09:15 Date Received..: 07/11/07
Prep Date.....: 07/16/07 Analysis Date..: 07/20/07
Prep Batch #...: 7197199
Dilution Factor: 1.08

PARAMETER	PERCENT RECOVERY	RECOVERY LIMITS	RPD	RPD LIMITS	METHOD
Nitroglycerin	98	(81 - 111)			SW846 8330
	97	(81 - 111)	1.6	(0-15)	SW846 8330
PETN	101	(83 - 113)			SW846 8330
	100	(83 - 113)	1.8	(0-16)	SW846 8330
2-Amino-4,6-dinitrotoluene	109	(83 - 116)			SW846 8330
	114	(83 - 116)	4.4	(0-15)	SW846 8330
4-Amino-2,6-dinitrotoluene	107	(79 - 110)			SW846 8330
	113 a	(79 - 110)	5.0	(0-17)	SW846 8330
1,3-Dinitrobenzene	111	(90 - 124)			SW846 8330
	116	(90 - 124)	4.6	(0-15)	SW846 8330
2,4-Dinitrotoluene	110	(85 - 117)			SW846 8330
	115	(85 - 117)	3.8	(0-15)	SW846 8330
2,6-Dinitrotoluene	110	(84 - 119)			SW846 8330
	116	(84 - 119)	4.6	(0-15)	SW846 8330
HMX	102	(88 - 123)			SW846 8330
	108	(88 - 123)	4.8	(0-15)	SW846 8330
Nitrobenzene	108	(85 - 124)			SW846 8330
	112	(85 - 124)	3.3	(0-15)	SW846 8330
2-Nitrotoluene	105	(81 - 117)			SW846 8330
	109	(81 - 117)	3.6	(0-15)	SW846 8330
3-Nitrotoluene	106	(77 - 118)			SW846 8330
	111	(77 - 118)	3.9	(0-15)	SW846 8330
4-Nitrotoluene	108	(80 - 120)			SW846 8330
	113	(80 - 120)	4.3	(0-15)	SW846 8330
RDX	108	(91 - 121)			SW846 8330
	113	(91 - 121)	4.6	(0-15)	SW846 8330
Tetryl	94	(72 - 115)			SW846 8330
	99	(72 - 115)	4.8	(0-15)	SW846 8330
1,3,5-Trinitrobenzene	106	(87 - 123)			SW846 8330
	112	(87 - 123)	5.0	(0-15)	SW846 8330
2,4,6-Trinitrotoluene	106	(82 - 118)			SW846 8330
	111	(82 - 118)	4.2	(0-16)	SW846 8330

(Continued on next page)

MATRIX SPIKE SAMPLE EVALUATION REPORT

HPLC

Client Lot #...: A7G110101 **Work Order #...:** J2LK41AQ-MS **Matrix.....:** WG
MS Lot-Sample #: A7G110101-012 J2LK41AR-MSD

SURROGATE	PERCENT RECOVERY	RECOVERY LIMITS
3,4-Dinitrotoluene	106	(83 - 113)
	106	(83 - 113)

NOTE(S):

Calculations are performed before rounding to avoid round-off errors in calculated results.

Bold print denotes control parameters

a Spiked analyte recovery is outside stated control limits.

Environmental Quality Mgt., Inc.

Client Sample ID: FWGCBPmw-007C-0475-GF

TOTAL Metals

Lot-Sample #...: A7G110101-002 **Matrix.....:** WG
Date Sampled...: 07/10/07 09:00 **Date Received..:** 07/11/07

PARAMETER	RESULT	REPORTING LIMIT	UNITS	METHOD	PREPARATION-ANALYSIS DATE	WORK ORDER #
Prep Batch #...: 7193020						
Silver	ND	5.0 Dilution Factor: 1 Instrument ID..: I5	ug/L	SW846 6010B Analysis Time..: 04:19 MDL.....: 2.1	07/12-07/13/07 Analyst ID.....: 001887	J2LKP1AX
Aluminum	**40.0 B**	**50.0** Dilution Factor: 1 Instrument ID..: I7	**ug/L**	**SW846 6020** Analysis Time..: 09:40 MDL.....: 2.6	**07/12-07/17/07** Analyst ID.....: 002260	**J2LKP1AA**
Arsenic	**46.8**	**5.0** Dilution Factor: 1 Instrument ID..: I5	**ug/L**	**SW846 6010B** Analysis Time..: 04:19 MDL.....: 4.3	**07/12-07/13/07** Analyst ID.....: 001887	**J2LKP1AJ**
Barium	**10.0 J**	**10.0** Dilution Factor: 1 Instrument ID..: I5	**ug/L**	**SW846 6010B** Analysis Time..: 04:19 MDL.....: 3.2	**07/12-07/13/07** Analyst ID.....: 001887	**J2LKP1AN**
Beryllium	ND	1.0 Dilution Factor: 1 Instrument ID..: I7	ug/L	SW846 6020 Analysis Time..: 09:40 MDL.....: 0.11	07/12-07/17/07 Analyst ID.....: 002260	J2LKP1AD
Calcium	**258000 J**	**1000** Dilution Factor: 1 Instrument ID..: I5	**ug/L**	**SW846 6010B** Analysis Time..: 04:19 MDL.....: 80.0	**07/12-07/13/07** Analyst ID.....: 001887	**J2LKP1AP**
Cadmium	ND	0.50 Dilution Factor: 1 Instrument ID..: I7	ug/L	SW846 6020 Analysis Time..: 09:40 MDL.....: 0.086	07/12-07/17/07 Analyst ID.....: 002260	J2LKP1AE
Cobalt	**2.1 B**	**5.0** Dilution Factor: 1 Instrument ID..: I5	**ug/L**	**SW846 6010B** Analysis Time..: 04:19 MDL.....: 1.2	**07/12-07/13/07** Analyst ID.....: 001887	**J2LKP1AQ**
Chromium	ND	5.0 Dilution Factor: 1 Instrument ID..: I5	ug/L	SW846 6010B Analysis Time..: 04:19 MDL.....: 1.6	07/12-07/13/07 Analyst ID.....: 001887	J2LKP1A2
Copper	ND	5.0 Dilution Factor: 1 Instrument ID..: I5	ug/L	SW846 6010B Analysis Time..: 04:19 MDL.....: 1.8	07/12-07/13/07 Analyst ID.....: 001887	J2LKP1AR

(Continued on next page)

Environmental Quality Mgt., Inc.

Client Sample ID: FWGCBPmw-007C-0475-GF

TOTAL Metals

Lot-Sample #...: A7G110101-002 Matrix.....: WG

PARAMETER	RESULT	REPORTING LIMIT	UNITS	METHOD	PREPARATION-ANALYSIS DATE	WORK ORDER #
Iron	**5940 J**	**20.0**	**ug/L**	**SW846 6020**	**07/12-07/17/07**	**J2LKP1AF**
		Dilution Factor: 1		Analysis Time..: 09:40	Analyst ID.....: 002260	
		Instrument ID..: I7		MDL.....: 12.0		
Mercury	ND	0.20	ug/L	SW846 7470A	07/12/07	J2LKP1AM
		Dilution Factor: 1		Analysis Time..: 14:03	Analyst ID.....: 001086	
		Instrument ID..: H1		MDL.....: 0.090		
Potassium	**4960 J**	**1000**	**ug/L**	**SW846 6010B**	**07/12-07/13/07**	**J2LKP1AW**
		Dilution Factor: 1		Analysis Time..: 04:19	Analyst ID.....: 001887	
		Instrument ID..: I5		MDL.....: 54.0		
Magnesium	**141000**	**1000**	**ug/L**	**SW846 6010B**	**07/12-07/13/07**	**J2LKP1AT**
		Dilution Factor: 1		Analysis Time..: 04:19	Analyst ID.....: 001887	
		Instrument ID..: I5		MDL.....: 86.0		
Manganese	**119 J**	**10.0**	**ug/L**	**SW846 6010B**	**07/12-07/13/07**	**J2LKP1AU**
		Dilution Factor: 1		Analysis Time..: 04:19	Analyst ID.....: 001887	
		Instrument ID..: I5		MDL.....: 0.23		
Sodium	**88000**	**1000**	**ug/L**	**SW846 6010B**	**07/12-07/13/07**	**J2LKP1A0**
		Dilution Factor: 1		Analysis Time..: 04:19	Analyst ID.....: 001887	
		Instrument ID..: I5		MDL.....: 410		
Nickel	**4.4 B**	**10.0**	**ug/L**	**SW846 6010B**	**07/12-07/13/07**	**J2LKP1AV**
		Dilution Factor: 1		Analysis Time..: 04:19	Analyst ID.....: 001887	
		Instrument ID..: I5		MDL.....: 1.4		
Lead	ND	3.0	ug/L	SW846 6010B	07/12-07/13/07	J2LKP1AK
		Dilution Factor: 1		Analysis Time..: 04:19	Analyst ID.....: 001887	
		Instrument ID..: I5		MDL.....: 1.7		
Antimony	**0.34 B**	**2.0**	**ug/L**	**SW846 6020**	**07/12-07/17/07**	**J2LKP1AC**
		Dilution Factor: 1		Analysis Time..: 09:40	Analyst ID.....: 002260	
		Instrument ID..: I7		MDL.....: 0.065		
Selenium	ND	5.0	ug/L	SW846 6010B	07/12-07/13/07	J2LKP1AL
		Dilution Factor: 1		Analysis Time..: 04:19	Analyst ID.....: 001887	
		Instrument ID..: I5		MDL.....: 2.4		

(Continued on next page)

Environmental Quality Mgt., Inc.

Client Sample ID: FWGCBPmw-007C-0475-GF

TOTAL Metals

Lot-Sample #...: A7G110101-002 Matrix.....: WG

PARAMETER	RESULT	REPORTING LIMIT	UNITS	METHOD	PREPARATION-ANALYSIS DATE	WORK ORDER #
Thallium	**0.031 B**	**1.0**	**ug/L**	**SW846 6020**	**07/12-07/17/07**	**J2LKP1AG**
		Dilution Factor: 1		Analysis Time..: 09:40	Analyst ID.....: 002260	
		Instrument ID..: I7		MDL.....: 0.022		
Vanadium	ND	10.0	ug/L	SW846 6010B	07/12-07/13/07	J2LKP1A1
		Dilution Factor: 1		Analysis Time..: 04:19	Analyst ID.....: 001887	
		Instrument ID..: I5		MDL.....: 1.9		
Zinc	**3.2 B**	**10.0**	**ug/L**	**SW846 6020**	**07/12-07/17/07**	**J2LKP1AH**
		Dilution Factor: 1		Analysis Time..: 09:40	Analyst ID.....: 002260	
		Instrument ID..: I7		MDL.....: 2.3		

NOTE(S):

B Estimated result. Result is less than RL.

J Method blank contamination. The associated method blank contains the target analyte at a reportable level.

Environmental Quality Mgt., Inc.

Client Sample ID: FWGCBPmw-006C-0474-GF

TOTAL Metals

Lot-Sample #...: A7G110101-004 **Matrix.....:** WG
Date Sampled...: 07/10/07 12:35 **Date Received..:** 07/11/07

PARAMETER	RESULT	REPORTING LIMIT	UNITS	METHOD	PREPARATION-ANALYSIS DATE	WORK ORDER #
Prep Batch #...: 7193020						
Silver	ND	5.0 Dilution Factor: 1 Instrument ID..: I5	ug/L	SW846 6010B Analysis Time..: 04:24 MDL.....: 2.1	07/12-07/13/07 Analyst ID.....: 001887	J2LKR1A2
Aluminum	ND	50.0 Dilution Factor: 1 Instrument ID..: I7	ug/L	SW846 6020 Analysis Time..: 09:42 MDL.....: 2.6	07/12-07/17/07 Analyst ID.....: 002260	J2LKR1AE
Arsenic	**11.5**	**5.0** Dilution Factor: 1 Instrument ID..: I5	**ug/L**	**SW846 6010B** Analysis Time..: 04:24 MDL.....: 4.3	**07/12-07/13/07** Analyst ID.....: 001887	**J2LKR1AM**
Barium	**134 J**	**10.0** Dilution Factor: 1 Instrument ID..: I5	**ug/L**	**SW846 6010B** Analysis Time..: 04:24 MDL.....: 3.2	**07/12-07/13/07** Analyst ID.....: 001887	**J2LKR1AR**
Beryllium	ND	1.0 Dilution Factor: 1 Instrument ID..: I7	ug/L	SW846 6020 Analysis Time..: 09:42 MDL.....: 0.11	07/12-07/17/07 Analyst ID.....: 002260	J2LKR1AG
Calcium	**72800 J**	**1000** Dilution Factor: 1 Instrument ID..: I5	**ug/L**	**SW846 6010B** Analysis Time..: 04:24 MDL.....: 80.0	**07/12-07/13/07** Analyst ID.....: 001887	**J2LKR1AT**
Cadmium	ND	0.50 Dilution Factor: 1 Instrument ID..: I7	ug/L	SW846 6020 Analysis Time..: 09:42 MDL.....: 0.086	07/12-07/17/07 Analyst ID.....: 002260	J2LKR1AH
Cobalt	ND	5.0 Dilution Factor: 1 Instrument ID..: I5	ug/L	SW846 6010B Analysis Time..: 04:24 MDL.....: 1.2	07/12-07/13/07 Analyst ID.....: 001887	J2LKR1AU
Chromium	ND	5.0 Dilution Factor: 1 Instrument ID..: I5	ug/L	SW846 6010B Analysis Time..: 04:24 MDL.....: 1.6	07/12-07/13/07 Analyst ID.....: 001887	J2LKR1AD
Copper	ND	5.0 Dilution Factor: 1 Instrument ID..: I5	ug/L	SW846 6010B Analysis Time..: 04:24 MDL.....: 1.8	07/12-07/13/07 Analyst ID.....: 001887	J2LKR1AV

(Continued on next page)

Environmental Quality Mgt., Inc.

Client Sample ID: FWGCBPmw-006C-0474-GF

TOTAL Metals

Lot-Sample #...: A7G110101-004 Matrix.....: WG

PARAMETER	RESULT	REPORTING LIMIT	UNITS	METHOD	PREPARATION-ANALYSIS DATE	WORK ORDER #
Iron	**900 J**	**20.0**	**ug/L**	**SW846 6020**	**07/12-07/17/07**	**J2LKR1AJ**
		Dilution Factor: 1		Analysis Time..: 09:42	Analyst ID.....: 002260	
		Instrument ID..: I7		MDL.....: 12.0		
Mercury	ND	0.20	ug/L	SW846 7470A	07/12/07	J2LKR1AQ
		Dilution Factor: 1		Analysis Time..: 14:04	Analyst ID.....: 001086	
		Instrument ID..: H1		MDL.....: 0.090		
Potassium	**1740 J**	**1000**	**ug/L**	**SW846 6010B**	**07/12-07/13/07**	**J2LKR1A1**
		Dilution Factor: 1		Analysis Time..: 04:24	Analyst ID.....: 001887	
		Instrument ID..: I5		MDL.....: 54.0		
Magnesium	**29100**	**1000**	**ug/L**	**SW846 6010B**	**07/12-07/13/07**	**J2LKR1AW**
		Dilution Factor: 1		Analysis Time..: 04:24	Analyst ID.....: 001887	
		Instrument ID..: I5		MDL.....: 86.0		
Manganese	**56.9 J**	**10.0**	**ug/L**	**SW846 6010B**	**07/12-07/13/07**	**J2LKR1AX**
		Dilution Factor: 1		Analysis Time..: 04:24	Analyst ID.....: 001887	
		Instrument ID..: I5		MDL.....: 0.23		
Sodium	**14200**	**1000**	**ug/L**	**SW846 6010B**	**07/12-07/13/07**	**J2LKR1AA**
		Dilution Factor: 1		Analysis Time..: 04:24	Analyst ID.....: 001887	
		Instrument ID..: I5		MDL.....: 410		
Nickel	**1.7 B**	**10.0**	**ug/L**	**SW846 6010B**	**07/12-07/13/07**	**J2LKR1A0**
		Dilution Factor: 1		Analysis Time..: 04:24	Analyst ID.....: 001887	
		Instrument ID..: I5		MDL.....: 1.4		
Lead	ND	3.0	ug/L	SW846 6010B	07/12-07/13/07	J2LKR1AN
		Dilution Factor: 1		Analysis Time..: 04:24	Analyst ID.....: 001887	
		Instrument ID..: I5		MDL.....: 1.7		
Antimony	**0.13 B**	**2.0**	**ug/L**	**SW846 6020**	**07/12-07/17/07**	**J2LKR1AF**
		Dilution Factor: 1		Analysis Time..: 09:42	Analyst ID.....: 002260	
		Instrument ID..: I7		MDL.....: 0.065		
Selenium	ND	5.0	ug/L	SW846 6010B	07/12-07/13/07	J2LKR1AP
		Dilution Factor: 1		Analysis Time..: 04:24	Analyst ID.....: 001887	
		Instrument ID..: I5		MDL.....: 2.4		

(Continued on next page)

Environmental Quality Mgt., Inc.

Client Sample ID: FWGCBPmw-006C-0474-GF

TOTAL Metals

Lot-Sample #...: A7G110101-004 Matrix.....: WG

PARAMETER	RESULT	REPORTING LIMIT	UNITS	METHOD	PREPARATION-ANALYSIS DATE	WORK ORDER #
Thallium	ND	1.0	ug/L	SW846 6020	07/12-07/17/07	J2LKR1AK
		Dilution Factor: 1		Analysis Time..: 09:42	Analyst ID.....: 002260	
		Instrument ID..: I7		MDL.....: 0.022		
Vanadium	ND	10.0	ug/L	SW846 6010B	07/12-07/13/07	J2LKR1AC
		Dilution Factor: 1		Analysis Time..: 04:24	Analyst ID.....: 001887	
		Instrument ID..: I5		MDL.....: 1.9		
Zinc	**5.2 B**	**10.0**	**ug/L**	**SW846 6020**	**07/12-07/17/07**	**J2LKR1AL**
		Dilution Factor: 1		Analysis Time..: 09:42	Analyst ID.....: 002260	
		Instrument ID..: I7		MDL.....: 2.3		

NOTE(S):

J Method blank contamination. The associated method blank contains the target analyte at a reportable level.

B Estimated result. Result is less than RL.

Environmental Quality Mgt., Inc.

Client Sample ID: FWGEQUIPRinse2-0502-GW

TOTAL Metals

Lot-Sample #...: A7G110101-005 **Matrix.....:** WQ
Date Sampled...: 07/10/07 11:10 **Date Received..:** 07/11/07

PARAMETER	RESULT	REPORTING LIMIT	UNITS	METHOD	PREPARATION-ANALYSIS DATE	WORK ORDER #
Prep Batch #...: 7193020						
Silver	ND	5.0 Dilution Factor: 1 Instrument ID..: I5	ug/L	SW846 6010B Analysis Time..: 04:29 MDL.....: 2.1	07/12-07/13/07 Analyst ID.....: 001887	J2LKT1A7
Aluminum	ND	50.0 Dilution Factor: 1 Instrument ID..: I7	ug/L	SW846 6020 Analysis Time..: 09:45 MDL.....: 2.6	07/12-07/17/07 Analyst ID.....: 002260	J2LKT1AK
Arsenic	ND	5.0 Dilution Factor: 1 Instrument ID..: I5	ug/L	SW846 6010B Analysis Time..: 04:29 MDL.....: 4.3	07/12-07/13/07 Analyst ID.....: 001887	J2LKT1AT
Barium	ND	10.0 Dilution Factor: 1 Instrument ID..: I5	ug/L	SW846 6010B Analysis Time..: 04:29 MDL.....: 3.2	07/12-07/13/07 Analyst ID.....: 001887	J2LKT1AX
Beryllium	ND	1.0 Dilution Factor: 1 Instrument ID..: I7	ug/L	SW846 6020 Analysis Time..: 09:45 MDL.....: 0.11	07/12-07/17/07 Analyst ID.....: 002260	J2LKT1AM
Calcium	**114 B,J**	**1000** Dilution Factor: 1 Instrument ID..: I5	**ug/L**	**SW846 6010B** Analysis Time..: 04:29 MDL.....: 80.0	**07/12-07/13/07** Analyst ID.....: 001887	**J2LKT1A0**
Cadmium	ND	0.50 Dilution Factor: 1 Instrument ID..: I7	ug/L	SW846 6020 Analysis Time..: 09:45 MDL.....: 0.086	07/12-07/17/07 Analyst ID.....: 002260	J2LKT1AN
Cobalt	ND	5.0 Dilution Factor: 1 Instrument ID..: I5	ug/L	SW846 6010B Analysis Time..: 04:29 MDL.....: 1.2	07/12-07/13/07 Analyst ID.....: 001887	J2LKT1A1
Chromium	ND	5.0 Dilution Factor: 1 Instrument ID..: I5	ug/L	SW846 6010B Analysis Time..: 04:29 MDL.....: 1.6	07/12-07/13/07 Analyst ID.....: 001887	J2LKT1CA
Copper	ND	5.0 Dilution Factor: 1 Instrument ID..: I5	ug/L	SW846 6010B Analysis Time..: 04:29 MDL.....: 1.8	07/12-07/13/07 Analyst ID.....: 001887	J2LKT1A2

(Continued on next page)

Environmental Quality Mgt., Inc.

Client Sample ID: FWGEQUIPRinse2-0502-GW

TOTAL Metals

Lot-Sample #...: A7G110101-005 Matrix.....: WQ

PARAMETER	RESULT	REPORTING LIMIT	UNITS	METHOD	PREPARATION-ANALYSIS DATE	WORK ORDER #
Iron	ND	20.0	ug/L	SW846 6020	07/12-07/17/07	J2LKT1AP
		Dilution Factor: 1		Analysis Time..: 09:45	Analyst ID.....: 002260	
		Instrument ID..: I7		MDL.....: 12.0		
Mercury	ND	0.20	ug/L	SW846 7470A	07/12/07	J2LKT1AW
		Dilution Factor: 1		Analysis Time..: 14:05	Analyst ID.....: 001086	
		Instrument ID..: H1		MDL.....: 0.090		
Potassium	**159 B,J**	**1000**	**ug/L**	**SW846 6010B**	**07/12-07/13/07**	**J2LKT1A6**
		Dilution Factor: 1		Analysis Time..: 04:29	Analyst ID.....: 001887	
		Instrument ID..: I5		MDL.....: 54.0		
Magnesium	ND	1000	ug/L	SW846 6010B	07/12-07/13/07	J2LKT1A3
		Dilution Factor: 1		Analysis Time..: 04:29	Analyst ID.....: 001887	
		Instrument ID..: I5		MDL.....: 86.0		
Manganese	ND	10.0	ug/L	SW846 6010B	07/12-07/13/07	J2LKT1A4
		Dilution Factor: 1		Analysis Time..: 04:29	Analyst ID.....: 001887	
		Instrument ID..: I5		MDL.....: 0.23		
Sodium	ND	1000	ug/L	SW846 6010B	07/12-07/13/07	J2LKT1A8
		Dilution Factor: 1		Analysis Time..: 04:29	Analyst ID.....: 001887	
		Instrument ID..: I5		MDL.....: 410		
Nickel	ND	10.0	ug/L	SW846 6010B	07/12-07/13/07	J2LKT1A5
		Dilution Factor: 1		Analysis Time..: 04:29	Analyst ID.....: 001887	
		Instrument ID..: I5		MDL.....: 1.4		
Lead	ND	3.0	ug/L	SW846 6010B	07/12-07/13/07	J2LKT1AU
		Dilution Factor: 1		Analysis Time..: 04:29	Analyst ID.....: 001887	
		Instrument ID..: I5		MDL.....: 1.7		
Antimony	**0.070 B**	**2.0**	**ug/L**	**SW846 6020**	**07/12-07/17/07**	**J2LKT1AL**
		Dilution Factor: 1		Analysis Time..: 09:45	Analyst ID.....: 002260	
		Instrument ID..: I7		MDL.....: 0.065		
Selenium	ND	5.0	ug/L	SW846 6010B	07/12-07/13/07	J2LKT1AV
		Dilution Factor: 1		Analysis Time..: 04:29	Analyst ID.....: 001887	
		Instrument ID..: I5		MDL.....: 2.4		

(Continued on next page)

Environmental Quality Mgt., Inc.

Client Sample ID: FWGEQUIPRinse2-0502-GW

TOTAL Metals

Lot-Sample #...: A7G110101-005 **Matrix.....:** WQ

PARAMETER	RESULT	REPORTING LIMIT	UNITS	METHOD	PREPARATION-ANALYSIS DATE	WORK ORDER #
Thallium	ND	1.0	ug/L	SW846 6020	07/12-07/17/07	J2LKT1AQ
		Dilution Factor: 1		Analysis Time..: 09:45	Analyst ID.....: 002260	
		Instrument ID..: I7		MDL.....: 0.022		
Vanadium	ND	10.0	ug/L	SW846 6010B	07/12-07/13/07	J2LKT1A9
		Dilution Factor: 1		Analysis Time..: 04:29	Analyst ID.....: 001887	
		Instrument ID..: I5		MDL.....: 1.9		
Zinc	ND	10.0	ug/L	SW846 6020	07/12-07/17/07	J2LKT1AR
		Dilution Factor: 1		Analysis Time..: 09:45	Analyst ID.....: 002260	
		Instrument ID..: I7		MDL.....: 2.3		

NOTE(S):

B Estimated result. Result is less than RL.

J Method blank contamination. The associated method blank contains the target analyte at a reportable level.

Environmental Quality Mgt., Inc.

Client Sample ID: FWGBKGmw-012C-0465-GF

TOTAL Metals

Lot-Sample #...: A7G110101-007 **Matrix.....:** WG
Date Sampled...: 07/10/07 14:25 **Date Received..:** 07/11/07

PARAMETER	RESULT	REPORTING LIMIT	UNITS	METHOD	PREPARATION-ANALYSIS DATE	WORK ORDER #
Prep Batch #...: 7193020						
Silver	ND	5.0	ug/L	SW846 6010B	07/12-07/13/07	J2LKW1A2
		Dilution Factor: 1		Analysis Time..: 04:34	Analyst ID.....: 001887	
		Instrument ID..: I5		MDL.....: 2.1		
Aluminum	**103**	**50.0**	**ug/L**	**SW846 6020**	**07/12-07/17/07**	**J2LKW1AE**
		Dilution Factor: 1		Analysis Time..: 09:58	Analyst ID.....: 002260	
		Instrument ID..: I7		MDL.....: 2.6		
Arsenic	ND	5.0	ug/L	SW846 6010B	07/12-07/13/07	J2LKW1AM
		Dilution Factor: 1		Analysis Time..: 04:34	Analyst ID.....: 001887	
		Instrument ID..: I5		MDL.....: 4.3		
Barium	**227 J**	**10.0**	**ug/L**	**SW846 6010B**	**07/12-07/13/07**	**J2LKW1AR**
		Dilution Factor: 1		Analysis Time..: 04:34	Analyst ID.....: 001887	
		Instrument ID..: I5		MDL.....: 3.2		
Beryllium	ND	1.0	ug/L	SW846 6020	07/12-07/17/07	J2LKW1AG
		Dilution Factor: 1		Analysis Time..: 09:58	Analyst ID.....: 002260	
		Instrument ID..: I7		MDL.....: 0.11		
Calcium	**26200 J**	**1000**	**ug/L**	**SW846 6010B**	**07/12-07/13/07**	**J2LKW1AT**
		Dilution Factor: 1		Analysis Time..: 04:34	Analyst ID.....: 001887	
		Instrument ID..: I5		MDL.....: 80.0		
Cadmium	ND	0.50	ug/L	SW846 6020	07/12-07/17/07	J2LKW1AH
		Dilution Factor: 1		Analysis Time..: 09:58	Analyst ID.....: 002260	
		Instrument ID..: I7		MDL.....: 0.086		
Cobalt	ND	5.0	ug/L	SW846 6010B	07/12-07/13/07	J2LKW1AU
		Dilution Factor: 1		Analysis Time..: 04:34	Analyst ID.....: 001887	
		Instrument ID..: I5		MDL.....: 1.2		
Chromium	ND	5.0	ug/L	SW846 6010B	07/12-07/13/07	J2LKW1AD
		Dilution Factor: 1		Analysis Time..: 04:34	Analyst ID.....: 001887	
		Instrument ID..: I5		MDL.....: 1.6		
Copper	ND	5.0	ug/L	SW846 6010B	07/12-07/13/07	J2LKW1AV
		Dilution Factor: 1		Analysis Time..: 04:34	Analyst ID.....: 001887	
		Instrument ID..: I5		MDL.....: 1.8		

(Continued on next page)

Environmental Quality Mgt., Inc.

Client Sample ID: FWGBKGmw-012C-0465-GF

TOTAL Metals

Lot-Sample #...: A7G110101-007 Matrix.....: WG

PARAMETER	RESULT	REPORTING LIMIT	UNITS	METHOD	PREPARATION-ANALYSIS DATE	WORK ORDER #
Iron	**372 J**	**20.0**	**ug/L**	**SW846 6020**	**07/12-07/17/07**	**J2LKW1AJ**
		Dilution Factor: 1		Analysis Time..: 09:58	Analyst ID.....: 002260	
		Instrument ID..: I7		MDL.....: 12.0		
Mercury	ND	0.20	ug/L	SW846 7470A	07/12/07	J2LKW1AQ
		Dilution Factor: 1		Analysis Time..: 14:06	Analyst ID.....: 001086	
		Instrument ID..: H1		MDL.....: 0.090		
Potassium	**4100 J**	**1000**	**ug/L**	**SW846 6010B**	**07/12-07/13/07**	**J2LKW1A1**
		Dilution Factor: 1		Analysis Time..: 04:34	Analyst ID.....: 001887	
		Instrument ID..: I5		MDL.....: 54.0		
Magnesium	**9040**	**1000**	**ug/L**	**SW846 6010B**	**07/12-07/13/07**	**J2LKW1AW**
		Dilution Factor: 1		Analysis Time..: 04:34	Analyst ID.....: 001887	
		Instrument ID..: I5		MDL.....: 86.0		
Manganese	**37.9 J**	**10.0**	**ug/L**	**SW846 6010B**	**07/12-07/13/07**	**J2LKW1AX**
		Dilution Factor: 1		Analysis Time..: 04:34	Analyst ID.....: 001887	
		Instrument ID..: I5		MDL.....: 0.23		
Sodium	**40500**	**1000**	**ug/L**	**SW846 6010B**	**07/12-07/13/07**	**J2LKW1AA**
		Dilution Factor: 1		Analysis Time..: 04:34	Analyst ID.....: 001887	
		Instrument ID..: I5		MDL.....: 410		
Nickel	**2.2 B**	**10.0**	**ug/L**	**SW846 6010B**	**07/12-07/13/07**	**J2LKW1A0**
		Dilution Factor: 1		Analysis Time..: 04:34	Analyst ID.....: 001887	
		Instrument ID..: I5		MDL.....: 1.4		
Lead	ND	3.0	ug/L	SW846 6010B	07/12-07/13/07	J2LKW1AN
		Dilution Factor: 1		Analysis Time..: 04:34	Analyst ID.....: 001887	
		Instrument ID..: I5		MDL.....: 1.7		
Antimony	**0.13 B**	**2.0**	**ug/L**	**SW846 6020**	**07/12-07/17/07**	**J2LKW1AF**
		Dilution Factor: 1		Analysis Time..: 09:58	Analyst ID.....: 002260	
		Instrument ID..: I7		MDL.....: 0.065		
Selenium	ND	5.0	ug/L	SW846 6010B	07/12-07/13/07	J2LKW1AP
		Dilution Factor: 1		Analysis Time..: 04:34	Analyst ID.....: 001887	
		Instrument ID..: I5		MDL.....: 2.4		

(Continued on next page)

Environmental Quality Mgt., Inc.

Client Sample ID: FWGBKGmw-012C-0465-GF

TOTAL Metals

Lot-Sample #...: A7G110101-007 **Matrix.....:** WG

PARAMETER	RESULT	REPORTING LIMIT	UNITS	METHOD	PREPARATION-ANALYSIS DATE	WORK ORDER #
Thallium	ND	1.0	ug/L	SW846 6020	07/12-07/17/07	J2LKW1AK
		Dilution Factor: 1		Analysis Time..: 09:58	Analyst ID.....: 002260	
		Instrument ID..: I7		MDL.....: 0.022		
Vanadium	ND	10.0	ug/L	SW846 6010B	07/12-07/13/07	J2LKW1AC
		Dilution Factor: 1		Analysis Time..: 04:34	Analyst ID.....: 001887	
		Instrument ID..: I5		MDL.....: 1.9		
Zinc	**8.2 B**	**10.0**	**ug/L**	**SW846 6020**	**07/12-07/17/07**	**J2LKW1AL**
		Dilution Factor: 1		Analysis Time..: 09:58	Analyst ID.....: 002260	
		Instrument ID..: I7		MDL.....: 2.3		

NOTE(S):

J Method blank contamination. The associated method blank contains the target analyte at a reportable level.

B Estimated result. Result is less than RL.

Environmental Quality Mgt., Inc.

Client Sample ID: FWGLL1mw-080C-0485-GF

TOTAL Metals

Lot-Sample #...: A7G110101-010 **Matrix.....:** WG
Date Sampled...: 07/09/07 18:40 **Date Received..:** 07/11/07

PARAMETER	RESULT	REPORTING LIMIT	UNITS	METHOD	PREPARATION-ANALYSIS DATE	WORK ORDER #
Prep Batch #...: 7193020						
Silver	ND	5.0	ug/L	SW846 6010B	07/12-07/13/07	J2LK11A2
		Dilution Factor: 1		Analysis Time..: 04:57	Analyst ID.....: 001887	
		Instrument ID..: I5		MDL.....: 2.1		
Aluminum	ND	50.0	ug/L	SW846 6020	07/12-07/17/07	J2LK11AE
		Dilution Factor: 1		Analysis Time..: 10:01	Analyst ID.....: 002260	
		Instrument ID..: I7		MDL.....: 2.6		
Arsenic	ND	5.0	ug/L	SW846 6010B	07/12-07/13/07	J2LK11AM
		Dilution Factor: 1		Analysis Time..: 04:57	Analyst ID.....: 001887	
		Instrument ID..: I5		MDL.....: 4.3		
Barium	**9.5 B,J**	**10.0**	**ug/L**	**SW846 6010B**	**07/12-07/13/07**	**J2LK11AR**
		Dilution Factor: 1		Analysis Time..: 04:57	Analyst ID.....: 001887	
		Instrument ID..: I5		MDL.....: 3.2		
Beryllium	ND	1.0	ug/L	SW846 6020	07/12-07/17/07	J2LK11AG
		Dilution Factor: 1		Analysis Time..: 10:01	Analyst ID.....: 002260	
		Instrument ID..: I7		MDL.....: 0.11		
Calcium	**88300 J**	**1000**	**ug/L**	**SW846 6010B**	**07/12-07/13/07**	**J2LK11AT**
		Dilution Factor: 1		Analysis Time..: 04:57	Analyst ID.....: 001887	
		Instrument ID..: I5		MDL.....: 80.0		
Cadmium	ND	0.50	ug/L	SW846 6020	07/12-07/17/07	J2LK11AH
		Dilution Factor: 1		Analysis Time..: 10:01	Analyst ID.....: 002260	
		Instrument ID..: I7		MDL.....: 0.086		
Cobalt	ND	5.0	ug/L	SW846 6010B	07/12-07/13/07	J2LK11AU
		Dilution Factor: 1		Analysis Time..: 04:57	Analyst ID.....: 001887	
		Instrument ID..: I5		MDL.....: 1.2		
Chromium	ND	5.0	ug/L	SW846 6010B	07/12-07/13/07	J2LK11AD
		Dilution Factor: 1		Analysis Time..: 04:57	Analyst ID.....: 001887	
		Instrument ID..: I5		MDL.....: 1.6		
Copper	ND	5.0	ug/L	SW846 6010B	07/12-07/13/07	J2LK11AV
		Dilution Factor: 1		Analysis Time..: 04:57	Analyst ID.....: 001887	
		Instrument ID..: I5		MDL.....: 1.8		

(Continued on next page)

Environmental Quality Mgt., Inc.

Client Sample ID: FWGLL1mw-080C-0485-GF

TOTAL Metals

Lot-Sample #...: A7G110101-010 Matrix.....: WG

PARAMETER	RESULT	REPORTING LIMIT	UNITS	METHOD	PREPARATION-ANALYSIS DATE	WORK ORDER #
Iron	**316 J**	**20.0**	**ug/L**	**SW846 6020**	**07/12-07/17/07**	**J2LK11AJ**
		Dilution Factor: 1		Analysis Time..: 10:01	Analyst ID.....: 002260	
		Instrument ID..: I7		MDL.....: 12.0		
Mercury	ND	0.20	ug/L	SW846 7470A	07/12/07	J2LK11AQ
		Dilution Factor: 1		Analysis Time..: 13:52	Analyst ID.....: 001086	
		Instrument ID..: H1		MDL.....: 0.090		
Potassium	**1950 J**	**1000**	**ug/L**	**SW846 6010B**	**07/12-07/13/07**	**J2LK11A1**
		Dilution Factor: 1		Analysis Time..: 04:57	Analyst ID.....: 001887	
		Instrument ID..: I5		MDL.....: 54.0		
Magnesium	**6490**	**1000**	**ug/L**	**SW846 6010B**	**07/12-07/13/07**	**J2LK11AW**
		Dilution Factor: 1		Analysis Time..: 04:57	Analyst ID.....: 001887	
		Instrument ID..: I5		MDL.....: 86.0		
Manganese	**6.9 B,J**	**10.0**	**ug/L**	**SW846 6010B**	**07/12-07/13/07**	**J2LK11AX**
		Dilution Factor: 1		Analysis Time..: 04:57	Analyst ID.....: 001887	
		Instrument ID..: I5		MDL.....: 0.23		
Sodium	**1830**	**1000**	**ug/L**	**SW846 6010B**	**07/12-07/13/07**	**J2LK11AA**
		Dilution Factor: 1		Analysis Time..: 04:57	Analyst ID.....: 001887	
		Instrument ID..: I5		MDL.....: 410		
Nickel	**4.7 B**	**10.0**	**ug/L**	**SW846 6010B**	**07/12-07/13/07**	**J2LK11A0**
		Dilution Factor: 1		Analysis Time..: 04:57	Analyst ID.....: 001887	
		Instrument ID..: I5		MDL.....: 1.4		
Lead	ND	3.0	ug/L	SW846 6010B	07/12-07/13/07	J2LK11AN
		Dilution Factor: 1		Analysis Time..: 04:57	Analyst ID.....: 001887	
		Instrument ID..: I5		MDL.....: 1.7		
Antimony	**0.18 B**	**2.0**	**ug/L**	**SW846 6020**	**07/12-07/17/07**	**J2LK11AF**
		Dilution Factor: 1		Analysis Time..: 10:01	Analyst ID.....: 002260	
		Instrument ID..: I7		MDL.....: 0.065		
Selenium	ND	5.0	ug/L	SW846 6010B	07/12-07/13/07	J2LK11AP
		Dilution Factor: 1		Analysis Time..: 04:57	Analyst ID.....: 001887	
		Instrument ID..: I5		MDL.....: 2.4		

(Continued on next page)

Environmental Quality Mgt., Inc.

Client Sample ID: FWGLL1mw-080C-0485-GF

TOTAL Metals

Lot-Sample #...: A7G110101-010 **Matrix.....:** WG

PARAMETER	RESULT	REPORTING LIMIT	UNITS	METHOD	PREPARATION-ANALYSIS DATE	WORK ORDER #
Thallium	ND	1.0	ug/L	SW846 6020	07/12-07/17/07	J2LK11AK
		Dilution Factor: 1		Analysis Time..: 10:01	Analyst ID.....: 002260	
		Instrument ID..: I7		MDL.....: 0.022		
Vanadium	ND	10.0	ug/L	SW846 6010B	07/12-07/13/07	J2LK11AC
		Dilution Factor: 1		Analysis Time..: 04:57	Analyst ID.....: 001887	
		Instrument ID..: I5		MDL.....: 1.9		
Zinc	**3.1 B**	**10.0**	**ug/L**	**SW846 6020**	**07/12-07/17/07**	**J2LK11AL**
		Dilution Factor: 1		Analysis Time..: 10:01	Analyst ID.....: 002260	
		Instrument ID..: I7		MDL.....: 2.3		

NOTE(S):

B Estimated result. Result is less than RL.

J Method blank contamination. The associated method blank contains the target analyte at a reportable level.

Environmental Quality Mgt., Inc.

Client Sample ID: FWGLL12mw-183C-0482-GF

TOTAL Metals

Lot-Sample #...: A7G110101-013 Matrix.....: WG
Date Sampled...: 07/10/07 09:15 Date Received..: 07/11/07

PARAMETER	RESULT	REPORTING LIMIT	UNITS	METHOD	PREPARATION-ANALYSIS DATE	WORK ORDER #
Prep Batch #...: 7193020						
Silver	ND	5.0	ug/L	SW846 6010B	07/12-07/13/07	J2LK71DH
		Dilution Factor: 1		Analysis Time..: 05:02	Analyst ID.....: 001887	
		Instrument ID..: I5		MDL.....: 2.1		
Aluminum	ND	50.0	ug/L	SW846 6020	07/12-07/17/07	J2LK71AL
		Dilution Factor: 1		Analysis Time..: 10:03	Analyst ID.....: 002260	
		Instrument ID..: I7		MDL.....: 2.6		
Arsenic	**33.3**	**5.0**	**ug/L**	**SW846 6010B**	**07/12-07/13/07**	**J2LK71CA**
		Dilution Factor: 1		Analysis Time..: 05:02	Analyst ID.....: 001887	
		Instrument ID..: I5		MDL.....: 4.3		
Barium	**71.8 J**	**10.0**	**ug/L**	**SW846 6010B**	**07/12-07/13/07**	**J2LK71CP**
		Dilution Factor: 1		Analysis Time..: 05:02	Analyst ID.....: 001887	
		Instrument ID..: I5		MDL.....: 3.2		
Beryllium	ND	1.0	ug/L	SW846 6020	07/12-07/17/07	J2LK71AT
		Dilution Factor: 1		Analysis Time..: 10:03	Analyst ID.....: 002260	
		Instrument ID..: I7		MDL.....: 0.11		
Calcium	**115000 J**	**1000**	**ug/L**	**SW846 6010B**	**07/12-07/13/07**	**J2LK71CT**
		Dilution Factor: 1		Analysis Time..: 05:02	Analyst ID.....: 001887	
		Instrument ID..: I5		MDL.....: 80.0		
Cadmium	ND	0.50	ug/L	SW846 6020	07/12-07/17/07	J2LK71AW
		Dilution Factor: 1		Analysis Time..: 10:03	Analyst ID.....: 002260	
		Instrument ID..: I7		MDL.....: 0.086		
Cobalt	ND	5.0	ug/L	SW846 6010B	07/12-07/13/07	J2LK71CW
		Dilution Factor: 1		Analysis Time..: 05:02	Analyst ID.....: 001887	
		Instrument ID..: I5		MDL.....: 1.2		
Chromium	ND	5.0	ug/L	SW846 6010B	07/12-07/13/07	J2LK71AH
		Dilution Factor: 1		Analysis Time..: 05:02	Analyst ID.....: 001887	
		Instrument ID..: I5		MDL.....: 1.6		
Copper	ND	5.0	ug/L	SW846 6010B	07/12-07/13/07	J2LK71C1
		Dilution Factor: 1		Analysis Time..: 05:02	Analyst ID.....: 001887	
		Instrument ID..: I5		MDL.....: 1.8		

(Continued on next page)

Environmental Quality Mgt., Inc.

Client Sample ID: FWGLL12mw-183C-0482-GF

TOTAL Metals

Lot-Sample #...: A7G110101-013 Matrix.....: WG

PARAMETER	RESULT	REPORTING LIMIT	UNITS	METHOD	PREPARATION-ANALYSIS DATE	WORK ORDER #
Iron	**1670 J**	**20.0**	**ug/L**	**SW846 6020**	**07/12-07/17/07**	**J2LK71A1**
		Dilution Factor: 1		Analysis Time..: 10:03	Analyst ID.....: 002260	
		Instrument ID..: I7		MDL.....: 12.0		
Mercury	ND	0.20	ug/L	SW846 7470A	07/12/07	J2LK71CL
		Dilution Factor: 1		Analysis Time..: 13:56	Analyst ID.....: 001086	
		Instrument ID..: H1		MDL.....: 0.090		
Potassium	**3800 J**	**1000**	**ug/L**	**SW846 6010B**	**07/12-07/13/07**	**J2LK71DE**
		Dilution Factor: 1		Analysis Time..: 05:02	Analyst ID.....: 001887	
		Instrument ID..: I5		MDL.....: 54.0		
Magnesium	**46100**	**1000**	**ug/L**	**SW846 6010B**	**07/12-07/13/07**	**J2LK71C4**
		Dilution Factor: 1		Analysis Time..: 05:02	Analyst ID.....: 001887	
		Instrument ID..: I5		MDL.....: 86.0		
Manganese	**74.1 J**	**10.0**	**ug/L**	**SW846 6010B**	**07/12-07/13/07**	**J2LK71C7**
		Dilution Factor: 1		Analysis Time..: 05:02	Analyst ID.....: 001887	
		Instrument ID..: I5		MDL.....: 0.23		
Sodium	**17600**	**1000**	**ug/L**	**SW846 6010B**	**07/12-07/13/07**	**J2LK71AA**
		Dilution Factor: 1		Analysis Time..: 05:02	Analyst ID.....: 001887	
		Instrument ID..: I5		MDL.....: 410		
Nickel	ND	10.0	ug/L	SW846 6010B	07/12-07/13/07	J2LK71DA
		Dilution Factor: 1		Analysis Time..: 05:02	Analyst ID.....: 001887	
		Instrument ID..: I5		MDL.....: 1.4		
Lead	ND	3.0	ug/L	SW846 6010B	07/12-07/13/07	J2LK71CE
		Dilution Factor: 1		Analysis Time..: 05:02	Analyst ID.....: 001887	
		Instrument ID..: I5		MDL.....: 1.7		
Antimony	ND	2.0	ug/L	SW846 6020	07/12-07/17/07	J2LK71AP
		Dilution Factor: 1		Analysis Time..: 10:03	Analyst ID.....: 002260	
		Instrument ID..: I7		MDL.....: 0.065		
Selenium	ND	5.0	ug/L	SW846 6010B	07/12-07/13/07	J2LK71CH
		Dilution Factor: 1		Analysis Time..: 05:02	Analyst ID.....: 001887	
		Instrument ID..: I5		MDL.....: 2.4		

(Continued on next page)

Environmental Quality Mgt., Inc.

Client Sample ID: FWGLL12mw-183C-0482-GF

TOTAL Metals

Lot-Sample #...: A7G110101-013 **Matrix.....:** WG

PARAMETER	RESULT	REPORTING LIMIT	UNITS	METHOD	PREPARATION-ANALYSIS DATE	WORK ORDER #
Thallium	ND	1.0	ug/L	SW846 6020	07/12-07/17/07	J2LK71A4
		Dilution Factor: 1		Analysis Time..: 10:03	Analyst ID.....: 002260	
		Instrument ID..: I7		MDL.....: 0.022		
Vanadium	ND	10.0	ug/L	SW846 6010B	07/12-07/13/07	J2LK71AE
		Dilution Factor: 1		Analysis Time..: 05:02	Analyst ID.....: 001887	
		Instrument ID..: I5		MDL.....: 1.9		
Zinc	**5.3 B**	**10.0**	**ug/L**	**SW846 6020**	**07/12-07/17/07**	**J2LK71A7**
		Dilution Factor: 1		Analysis Time..: 10:03	Analyst ID.....: 002260	
		Instrument ID..: I7		MDL.....: 2.3		

NOTE(S):

J Method blank contamination. The associated method blank contains the target analyte at a reportable level.

B Estimated result. Result is less than RL.

Environmental Quality Mgt., Inc.

Client Sample ID: FWGLL12mw-186C-0483-GF

TOTAL Metals

Lot-Sample #...: A7G110101-015 Matrix.....: WG
Date Sampled...: 07/10/07 12:15 Date Received..: 07/11/07

PARAMETER	RESULT	REPORTING LIMIT	UNITS	METHOD	PREPARATION-ANALYSIS DATE	WORK ORDER #
Prep Batch #...: 7193020						
Silver	ND	5.0 Dilution Factor: 1 Instrument ID..: I5	ug/L	SW846 6010B Analysis Time..: 05:23 MDL.....: 2.1	07/12-07/13/07 Analyst ID.....: 001887	J2LK91A2
Aluminum	**6.4 B**	**50.0** Dilution Factor: 1 Instrument ID..: I7	**ug/L**	**SW846 6020** Analysis Time..: 10:16 MDL.....: 2.6	**07/12-07/17/07** Analyst ID.....: 002260	**J2LK91AE**
Arsenic	ND	5.0 Dilution Factor: 1 Instrument ID..: I5	ug/L	SW846 6010B Analysis Time..: 05:23 MDL.....: 4.3	07/12-07/13/07 Analyst ID.....: 001887	J2LK91AM
Barium	**45.0 J**	**10.0** Dilution Factor: 1 Instrument ID..: I5	**ug/L**	**SW846 6010B** Analysis Time..: 05:23 MDL.....: 3.2	**07/12-07/13/07** Analyst ID.....: 001887	**J2LK91AR**
Beryllium	ND	1.0 Dilution Factor: 1 Instrument ID..: I7	ug/L	SW846 6020 Analysis Time..: 10:16 MDL.....: 0.11	07/12-07/17/07 Analyst ID.....: 002260	J2LK91AG
Calcium	**135000 J**	**1000** Dilution Factor: 1 Instrument ID..: I5	**ug/L**	**SW846 6010B** Analysis Time..: 05:23 MDL.....: 80.0	**07/12-07/13/07** Analyst ID.....: 001887	**J2LK91AT**
Cadmium	ND	0.50 Dilution Factor: 1 Instrument ID..: I7	ug/L	SW846 6020 Analysis Time..: 10:16 MDL.....: 0.086	07/12-07/17/07 Analyst ID.....: 002260	J2LK91AH
Cobalt	**1.9 B**	**5.0** Dilution Factor: 1 Instrument ID..: I5	**ug/L**	**SW846 6010B** Analysis Time..: 05:23 MDL.....: 1.2	**07/12-07/13/07** Analyst ID.....: 001887	**J2LK91AU**
Chromium	ND	5.0 Dilution Factor: 1 Instrument ID..: I5	ug/L	SW846 6010B Analysis Time..: 05:23 MDL.....: 1.6	07/12-07/13/07 Analyst ID.....: 001887	J2LK91AD
Copper	ND	5.0 Dilution Factor: 1 Instrument ID..: I5	ug/L	SW846 6010B Analysis Time..: 05:23 MDL.....: 1.8	07/12-07/13/07 Analyst ID.....: 001887	J2LK91AV

(Continued on next page)

Environmental Quality Mgt., Inc.

Client Sample ID: FWGLL12mw-186C-0483-GF

TOTAL Metals

Lot-Sample #...: A7G110101-015 Matrix.....: WG

PARAMETER	RESULT	REPORTING LIMIT	UNITS	METHOD	PREPARATION-ANALYSIS DATE	WORK ORDER #
Iron	**941 J**	**20.0**	**ug/L**	**SW846 6020**	**07/12-07/17/07**	**J2LK91AJ**
		Dilution Factor: 1		Analysis Time..: 10:16	Analyst ID.....: 002260	
		Instrument ID..: I7		MDL.....: 12.0		
Mercury	ND	0.20	ug/L	SW846 7470A	07/12/07	J2LK91AQ
		Dilution Factor: 1		Analysis Time..: 14:02	Analyst ID.....: 001086	
		Instrument ID..: H1		MDL.....: 0.090		
Potassium	**1560 J**	**1000**	**ug/L**	**SW846 6010B**	**07/12-07/13/07**	**J2LK91A1**
		Dilution Factor: 1		Analysis Time..: 05:23	Analyst ID.....: 001887	
		Instrument ID..: I5		MDL.....: 54.0		
Magnesium	**61300**	**1000**	**ug/L**	**SW846 6010B**	**07/12-07/13/07**	**J2LK91AW**
		Dilution Factor: 1		Analysis Time..: 05:23	Analyst ID.....: 001887	
		Instrument ID..: I5		MDL.....: 86.0		
Manganese	**398 J**	**10.0**	**ug/L**	**SW846 6010B**	**07/12-07/13/07**	**J2LK91AX**
		Dilution Factor: 1		Analysis Time..: 05:23	Analyst ID.....: 001887	
		Instrument ID..: I5		MDL.....: 0.23		
Sodium	**15300**	**1000**	**ug/L**	**SW846 6010B**	**07/12-07/13/07**	**J2LK91AA**
		Dilution Factor: 1		Analysis Time..: 05:23	Analyst ID.....: 001887	
		Instrument ID..: I5		MDL.....: 410		
Nickel	**2.5 B**	**10.0**	**ug/L**	**SW846 6010B**	**07/12-07/13/07**	**J2LK91A0**
		Dilution Factor: 1		Analysis Time..: 05:23	Analyst ID.....: 001887	
		Instrument ID..: I5		MDL.....: 1.4		
Lead	ND	3.0	ug/L	SW846 6010B	07/12-07/13/07	J2LK91AN
		Dilution Factor: 1		Analysis Time..: 05:23	Analyst ID.....: 001887	
		Instrument ID..: I5		MDL.....: 1.7		
Antimony	**0.17 B**	**2.0**	**ug/L**	**SW846 6020**	**07/12-07/17/07**	**J2LK91AF**
		Dilution Factor: 1		Analysis Time..: 10:16	Analyst ID.....: 002260	
		Instrument ID..: I7		MDL.....: 0.065		
Selenium	ND	5.0	ug/L	SW846 6010B	07/12-07/13/07	J2LK91AP
		Dilution Factor: 1		Analysis Time..: 05:23	Analyst ID.....: 001887	
		Instrument ID..: I5		MDL.....: 2.4		

(Continued on next page)

Environmental Quality Mgt., Inc.

Client Sample ID: FWGLL12mw-186C-0483-GF

TOTAL Metals

Lot-Sample #...: A7G110101-015 **Matrix.....:** WG

PARAMETER	RESULT	REPORTING LIMIT	UNITS	METHOD	PREPARATION-ANALYSIS DATE	WORK ORDER #
Thallium	**0.031 B**	**1.0**	**ug/L**	**SW846 6020**	**07/12-07/17/07**	**J2LK91AK**
		Dilution Factor: 1		Analysis Time..: 10:16	Analyst ID.....: 002260	
		Instrument ID..: I7		MDL.....: 0.022		
Vanadium	ND	10.0	ug/L	SW846 6010B	07/12-07/13/07	J2LK91AC
		Dilution Factor: 1		Analysis Time..: 05:23	Analyst ID.....: 001887	
		Instrument ID..: I5		MDL.....: 1.9		
Zinc	**4.3 B**	**10.0**	**ug/L**	**SW846 6020**	**07/12-07/17/07**	**J2LK91AL**
		Dilution Factor: 1		Analysis Time..: 10:16	Analyst ID.....: 002260	
		Instrument ID..: I7		MDL.....: 2.3		

NOTE(S):

B Estimated result. Result is less than RL.

J Method blank contamination. The associated method blank contains the target analyte at a reportable level.

Environmental Quality Mgt., Inc.

Client Sample ID: FWGBKGmw-008C-0463-GF

TOTAL Metals

Lot-Sample #...: A7G110101-017 **Matrix.....:** WG
Date Sampled...: 07/10/07 14:05 **Date Received..:** 07/11/07

PARAMETER	RESULT	REPORTING LIMIT	UNITS	METHOD	PREPARATION-ANALYSIS DATE	WORK ORDER #
Prep Batch #...: 7193020						
Silver	ND	5.0 Dilution Factor: 1 Instrument ID..: I5	ug/L	SW846 6010B Analysis Time..: 05:28 MDL.....: 2.1	07/12-07/13/07 Analyst ID.....: 001887	J2LLD1A2
Aluminum	ND	50.0 Dilution Factor: 1 Instrument ID..: I7	ug/L	SW846 6020 Analysis Time..: 10:19 MDL.....: 2.6	07/12-07/17/07 Analyst ID.....: 002260	J2LLD1AE
Arsenic	ND	5.0 Dilution Factor: 1 Instrument ID..: I5	ug/L	SW846 6010B Analysis Time..: 05:28 MDL.....: 4.3	07/12-07/13/07 Analyst ID.....: 001887	J2LLD1AM
Barium	**4.4 B,J**	**10.0** Dilution Factor: 1 Instrument ID..: I5	**ug/L**	**SW846 6010B** Analysis Time..: 05:28 MDL.....: 3.2	**07/12-07/13/07** Analyst ID.....: 001887	**J2LLD1AR**
Beryllium	ND	1.0 Dilution Factor: 1 Instrument ID..: I7	ug/L	SW846 6020 Analysis Time..: 10:19 MDL.....: 0.11	07/12-07/17/07 Analyst ID.....: 002260	J2LLD1AG
Calcium	**27900 J**	**1000** Dilution Factor: 1 Instrument ID..: I5	**ug/L**	**SW846 6010B** Analysis Time..: 05:28 MDL.....: 80.0	**07/12-07/13/07** Analyst ID.....: 001887	**J2LLD1AT**
Cadmium	ND	0.50 Dilution Factor: 1 Instrument ID..: I7	ug/L	SW846 6020 Analysis Time..: 10:19 MDL.....: 0.086	07/12-07/17/07 Analyst ID.....: 002260	J2LLD1AH
Cobalt	ND	5.0 Dilution Factor: 1 Instrument ID..: I5	ug/L	SW846 6010B Analysis Time..: 05:28 MDL.....: 1.2	07/12-07/13/07 Analyst ID.....: 001887	J2LLD1AU
Chromium	ND	5.0 Dilution Factor: 1 Instrument ID..: I5	ug/L	SW846 6010B Analysis Time..: 05:28 MDL.....: 1.6	07/12-07/13/07 Analyst ID.....: 001887	J2LLD1AD
Copper	ND	5.0 Dilution Factor: 1 Instrument ID..: I5	ug/L	SW846 6010B Analysis Time..: 05:28 MDL.....: 1.8	07/12-07/13/07 Analyst ID.....: 001887	J2LLD1AV

(Continued on next page)

Environmental Quality Mgt., Inc.

Client Sample ID: FWGBKGmw-008C-0463-GF

TOTAL Metals

Lot-Sample #...: A7G110101-017 Matrix.....: WG

PARAMETER	RESULT	REPORTING LIMIT	UNITS	METHOD	PREPARATION-ANALYSIS DATE	WORK ORDER #
Iron	**98.2 J**	**20.0**	**ug/L**	**SW846 6020**	**07/12-07/17/07**	**J2LLD1AJ**
		Dilution Factor: 1		Analysis Time..: 10:19	Analyst ID.....: 002260	
		Instrument ID..: I7		MDL.....: 12.0		
Mercury	ND	0.20	ug/L	SW846 7470A	07/12/07	J2LLD1AQ
		Dilution Factor: 1		Analysis Time..: 14:08	Analyst ID.....: 001086	
		Instrument ID..: H1		MDL.....: 0.090		
Potassium	**519 B,J**	**1000**	**ug/L**	**SW846 6010B**	**07/12-07/13/07**	**J2LLD1A1**
		Dilution Factor: 1		Analysis Time..: 05:28	Analyst ID.....: 001887	
		Instrument ID..: I5		MDL.....: 54.0		
Magnesium	**11100**	**1000**	**ug/L**	**SW846 6010B**	**07/12-07/13/07**	**J2LLD1AW**
		Dilution Factor: 1		Analysis Time..: 05:28	Analyst ID.....: 001887	
		Instrument ID..: I5		MDL.....: 86.0		
Manganese	**0.73 B,J**	**10.0**	**ug/L**	**SW846 6010B**	**07/12-07/13/07**	**J2LLD1AX**
		Dilution Factor: 1		Analysis Time..: 05:28	Analyst ID.....: 001887	
		Instrument ID..: I5		MDL.....: 0.23		
Sodium	**8800**	**1000**	**ug/L**	**SW846 6010B**	**07/12-07/13/07**	**J2LLD1AA**
		Dilution Factor: 1		Analysis Time..: 05:28	Analyst ID.....: 001887	
		Instrument ID..: I5		MDL.....: 410		
Nickel	ND	10.0	ug/L	SW846 6010B	07/12-07/13/07	J2LLD1A0
		Dilution Factor: 1		Analysis Time..: 05:28	Analyst ID.....: 001887	
		Instrument ID..: I5		MDL.....: 1.4		
Lead	ND	3.0	ug/L	SW846 6010B	07/12-07/13/07	J2LLD1AN
		Dilution Factor: 1		Analysis Time..: 05:28	Analyst ID.....: 001887	
		Instrument ID..: I5		MDL.....: 1.7		
Antimony	**0.066 B**	**2.0**	**ug/L**	**SW846 6020**	**07/12-07/17/07**	**J2LLD1AF**
		Dilution Factor: 1		Analysis Time..: 10:19	Analyst ID.....: 002260	
		Instrument ID..: I7		MDL.....: 0.065		
Selenium	ND	5.0	ug/L	SW846 6010B	07/12-07/13/07	J2LLD1AP
		Dilution Factor: 1		Analysis Time..: 05:28	Analyst ID.....: 001887	
		Instrument ID..: I5		MDL.....: 2.4		

(Continued on next page)

Environmental Quality Mgt., Inc.

Client Sample ID: FWGBKGmw-008C-0463-GF

TOTAL Metals

Lot-Sample #...: A7G110101-017 **Matrix.....:** WG

PARAMETER	RESULT	REPORTING LIMIT	UNITS	METHOD	PREPARATION-ANALYSIS DATE	WORK ORDER #
Thallium	ND	1.0	ug/L	SW846 6020	07/12-07/17/07	J2LLD1AK
		Dilution Factor: 1		Analysis Time..: 10:19	Analyst ID.....: 002260	
		Instrument ID..: I7		MDL.....: 0.022		
Vanadium	ND	10.0	ug/L	SW846 6010B	07/12-07/13/07	J2LLD1AC
		Dilution Factor: 1		Analysis Time..: 05:28	Analyst ID.....: 001887	
		Instrument ID..: I5		MDL.....: 1.9		
Zinc	ND	10.0	ug/L	SW846 6020	07/12-07/17/07	J2LLD1AL
		Dilution Factor: 1		Analysis Time..: 10:19	Analyst ID.....: 002260	
		Instrument ID..: I7		MDL.....: 2.3		

NOTE(S):

B Estimated result. Result is less than RL.

J Method blank contamination. The associated method blank contains the target analyte at a reportable level.

Environmental Quality Mgt., Inc.

Client Sample ID: FWGBKGmw-004C-0460-GF

TOTAL Metals

Lot-Sample #...: A7G110101-019 Matrix.....: WG
Date Sampled...: 07/10/07 15:30 Date Received..: 07/11/07

PARAMETER	RESULT	REPORTING LIMIT	UNITS	METHOD	PREPARATION-ANALYSIS DATE	WORK ORDER #
Prep Batch #...: 7193020						
Silver	ND	5.0 Dilution Factor: 1 Instrument ID..: I5	ug/L	SW846 6010B Analysis Time..: 05:33 MDL.....: 2.1	07/12-07/13/07 Analyst ID.....: 001887	J2LLF1A2
Aluminum	**6.2 B**	**50.0** Dilution Factor: 1 Instrument ID..: I7	**ug/L**	**SW846 6020** Analysis Time..: 10:22 MDL.....: 2.6	**07/12-07/17/07** Analyst ID.....: 002260	**J2LLF1AE**
Arsenic	ND	5.0 Dilution Factor: 1 Instrument ID..: I5	ug/L	SW846 6010B Analysis Time..: 05:33 MDL.....: 4.3	07/12-07/13/07 Analyst ID.....: 001887	J2LLF1AM
Barium	**17.1 J**	**10.0** Dilution Factor: 1 Instrument ID..: I5	**ug/L**	**SW846 6010B** Analysis Time..: 05:33 MDL.....: 3.2	**07/12-07/13/07** Analyst ID.....: 001887	**J2LLF1AR**
Beryllium	ND	1.0 Dilution Factor: 1 Instrument ID..: I7	ug/L	SW846 6020 Analysis Time..: 10:22 MDL.....: 0.11	07/12-07/17/07 Analyst ID.....: 002260	J2LLF1AG
Calcium	**16200 J**	**1000** Dilution Factor: 1 Instrument ID..: I5	**ug/L**	**SW846 6010B** Analysis Time..: 05:33 MDL.....: 80.0	**07/12-07/13/07** Analyst ID.....: 001887	**J2LLF1AT**
Cadmium	ND	0.50 Dilution Factor: 1 Instrument ID..: I7	ug/L	SW846 6020 Analysis Time..: 10:22 MDL.....: 0.086	07/12-07/17/07 Analyst ID.....: 002260	J2LLF1AH
Cobalt	ND	5.0 Dilution Factor: 1 Instrument ID..: I5	ug/L	SW846 6010B Analysis Time..: 05:33 MDL.....: 1.2	07/12-07/13/07 Analyst ID.....: 001887	J2LLF1AU
Chromium	ND	5.0 Dilution Factor: 1 Instrument ID..: I5	ug/L	SW846 6010B Analysis Time..: 05:33 MDL.....: 1.6	07/12-07/13/07 Analyst ID.....: 001887	J2LLF1AD
Copper	ND	5.0 Dilution Factor: 1 Instrument ID..: I5	ug/L	SW846 6010B Analysis Time..: 05:33 MDL.....: 1.8	07/12-07/13/07 Analyst ID.....: 001887	J2LLF1AV

(Continued on next page)

Environmental Quality Mgt., Inc.

Client Sample ID: FWGBKGmw-004C-0460-GF

TOTAL Metals

Lot-Sample #...: A7G110101-019 Matrix.....: WG

PARAMETER	RESULT	REPORTING LIMIT	UNITS	METHOD	PREPARATION-ANALYSIS DATE	WORK ORDER #
Iron	**110 J**	**20.0**	**ug/L**	**SW846 6020**	**07/12-07/17/07**	**J2LLF1AJ**
		Dilution Factor: 1		Analysis Time..: 10:22	Analyst ID.....: 002260	
		Instrument ID..: I7		MDL.....: 12.0		
Mercury	ND	0.20	ug/L	SW846 7470A	07/12/07	J2LLF1AQ
		Dilution Factor: 1		Analysis Time..: 14:09	Analyst ID.....: 001086	
		Instrument ID..: H1		MDL.....: 0.090		
Potassium	**668 B,J**	**1000**	**ug/L**	**SW846 6010B**	**07/12-07/13/07**	**J2LLF1A1**
		Dilution Factor: 1		Analysis Time..: 05:33	Analyst ID.....: 001887	
		Instrument ID..: I5		MDL.....: 54.0		
Magnesium	**5430**	**1000**	**ug/L**	**SW846 6010B**	**07/12-07/13/07**	**J2LLF1AW**
		Dilution Factor: 1		Analysis Time..: 05:33	Analyst ID.....: 001887	
		Instrument ID..: I5		MDL.....: 86.0		
Manganese	**0.98 B,J**	**10.0**	**ug/L**	**SW846 6010B**	**07/12-07/13/07**	**J2LLF1AX**
		Dilution Factor: 1		Analysis Time..: 05:33	Analyst ID.....: 001887	
		Instrument ID..: I5		MDL.....: 0.23		
Sodium	**10700**	**1000**	**ug/L**	**SW846 6010B**	**07/12-07/13/07**	**J2LLF1AA**
		Dilution Factor: 1		Analysis Time..: 05:33	Analyst ID.....: 001887	
		Instrument ID..: I5		MDL.....: 410		
Nickel	ND	10.0	ug/L	SW846 6010B	07/12-07/13/07	J2LLF1A0
		Dilution Factor: 1		Analysis Time..: 05:33	Analyst ID.....: 001887	
		Instrument ID..: I5		MDL.....: 1.4		
Lead	ND	3.0	ug/L	SW846 6010B	07/12-07/13/07	J2LLF1AN
		Dilution Factor: 1		Analysis Time..: 05:33	Analyst ID.....: 001887	
		Instrument ID..: I5		MDL.....: 1.7		
Antimony	ND	2.0	ug/L	SW846 6020	07/12-07/17/07	J2LLF1AF
		Dilution Factor: 1		Analysis Time..: 10:22	Analyst ID.....: 002260	
		Instrument ID..: I7		MDL.....: 0.065		
Selenium	ND	5.0	ug/L	SW846 6010B	07/12-07/13/07	J2LLF1AP
		Dilution Factor: 1		Analysis Time..: 05:33	Analyst ID.....: 001887	
		Instrument ID..: I5		MDL.....: 2.4		

(Continued on next page)

Environmental Quality Mgt., Inc.

Client Sample ID: FWGBKGmw-004C-0460-GF

TOTAL Metals

Lot-Sample #...: A7G110101-019 Matrix.....: WG

PARAMETER	RESULT	REPORTING LIMIT	UNITS	METHOD	PREPARATION-ANALYSIS DATE	WORK ORDER #
Thallium	ND	1.0	ug/L	SW846 6020	07/12-07/17/07	J2LLF1AK
		Dilution Factor: 1		Analysis Time..: 10:22	Analyst ID.....: 002260	
		Instrument ID..: I7		MDL.....: 0.022		
Vanadium	ND	10.0	ug/L	SW846 6010B	07/12-07/13/07	J2LLF1AC
		Dilution Factor: 1		Analysis Time..: 05:33	Analyst ID.....: 001887	
		Instrument ID..: I5		MDL.....: 1.9		
Zinc	**2.7 B**	**10.0**	**ug/L**	**SW846 6020**	**07/12-07/17/07**	**J2LLF1AL**
		Dilution Factor: 1		Analysis Time..: 10:22	Analyst ID.....: 002260	
		Instrument ID..: I7		MDL.....: 2.3		

NOTE(S):

B Estimated result. Result is less than RL.

J Method blank contamination. The associated method blank contains the target analyte at a reportable level.

Environmental Quality Mgt., Inc.

Client Sample ID: FWGLL12mw-182C-0481-GF

TOTAL Metals

Lot-Sample #...: A7G110101-022 **Matrix.....:** WG
Date Sampled...: 07/10/07 09:05 **Date Received..:** 07/11/07

PARAMETER	RESULT	REPORTING LIMIT	UNITS	METHOD	PREPARATION-ANALYSIS DATE	WORK ORDER #
Prep Batch #...: 7193020						
Silver	ND	5.0 Dilution Factor: 1 Instrument ID..: I5	ug/L	SW846 6010B Analysis Time..: 05:38 MDL.....: 2.1	07/12-07/13/07 Analyst ID.....: 001887	J2LLM1A2
Aluminum	**20.1 B**	**50.0** Dilution Factor: 1 Instrument ID..: I7	**ug/L**	**SW846 6020** Analysis Time..: 10:24 MDL.....: 2.6	**07/12-07/17/07** Analyst ID.....: 002260	**J2LLM1AE**
Arsenic	**51.0**	**5.0** Dilution Factor: 1 Instrument ID..: I5	**ug/L**	**SW846 6010B** Analysis Time..: 05:38 MDL.....: 4.3	**07/12-07/13/07** Analyst ID.....: 001887	**J2LLM1AM**
Barium	**79.0 J**	**10.0** Dilution Factor: 1 Instrument ID..: I5	**ug/L**	**SW846 6010B** Analysis Time..: 05:38 MDL.....: 3.2	**07/12-07/13/07** Analyst ID.....: 001887	**J2LLM1AR**
Beryllium	ND	1.0 Dilution Factor: 1 Instrument ID..: I7	ug/L	SW846 6020 Analysis Time..: 10:24 MDL.....: 0.11	07/12-07/17/07 Analyst ID.....: 002260	J2LLM1AG
Calcium	**83200 J**	**1000** Dilution Factor: 1 Instrument ID..: I5	**ug/L**	**SW846 6010B** Analysis Time..: 05:38 MDL.....: 80.0	**07/12-07/13/07** Analyst ID.....: 001887	**J2LLM1AT**
Cadmium	ND	0.50 Dilution Factor: 1 Instrument ID..: I7	ug/L	SW846 6020 Analysis Time..: 10:24 MDL.....: 0.086	07/12-07/17/07 Analyst ID.....: 002260	J2LLM1AH
Cobalt	ND	5.0 Dilution Factor: 1 Instrument ID..: I5	ug/L	SW846 6010B Analysis Time..: 05:38 MDL.....: 1.2	07/12-07/13/07 Analyst ID.....: 001887	J2LLM1AU
Chromium	ND	5.0 Dilution Factor: 1 Instrument ID..: I5	ug/L	SW846 6010B Analysis Time..: 05:38 MDL.....: 1.6	07/12-07/13/07 Analyst ID.....: 001887	J2LLM1AD
Copper	ND	5.0 Dilution Factor: 1 Instrument ID..: I5	ug/L	SW846 6010B Analysis Time..: 05:38 MDL.....: 1.8	07/12-07/13/07 Analyst ID.....: 001887	J2LLM1AV

(Continued on next page)

Environmental Quality Mgt., Inc.

Client Sample ID: FWGLL12mw-182C-0481-GF

TOTAL Metals

Lot-Sample #...: A7G110101-022 Matrix.....: WG

PARAMETER	RESULT	REPORTING LIMIT	UNITS	METHOD	PREPARATION-ANALYSIS DATE	WORK ORDER #
Iron	**1680 J**	**20.0**	**ug/L**	**SW846 6020**	**07/12-07/17/07**	**J2LLM1AJ**
		Dilution Factor: 1		Analysis Time..: 10:24	Analyst ID.....: 002260	
		Instrument ID..: I7		MDL.....: 12.0		
Mercury	ND	0.20	ug/L	SW846 7470A	07/12/07	J2LLM1AQ
		Dilution Factor: 1		Analysis Time..: 14:13	Analyst ID.....: 001086	
		Instrument ID..: H1		MDL.....: 0.090		
Potassium	**4100 J**	**1000**	**ug/L**	**SW846 6010B**	**07/12-07/13/07**	**J2LLM1A1**
		Dilution Factor: 1		Analysis Time..: 05:38	Analyst ID.....: 001887	
		Instrument ID..: I5		MDL.....: 54.0		
Magnesium	**65100**	**1000**	**ug/L**	**SW846 6010B**	**07/12-07/13/07**	**J2LLM1AW**
		Dilution Factor: 1		Analysis Time..: 05:38	Analyst ID.....: 001887	
		Instrument ID..: I5		MDL.....: 86.0		
Manganese	**53.8 J**	**10.0**	**ug/L**	**SW846 6010B**	**07/12-07/13/07**	**J2LLM1AX**
		Dilution Factor: 1		Analysis Time..: 05:38	Analyst ID.....: 001887	
		Instrument ID..: I5		MDL.....: 0.23		
Sodium	**26300**	**1000**	**ug/L**	**SW846 6010B**	**07/12-07/13/07**	**J2LLM1AA**
		Dilution Factor: 1		Analysis Time..: 05:38	Analyst ID.....: 001887	
		Instrument ID..: I5		MDL.....: 410		
Nickel	ND	10.0	ug/L	SW846 6010B	07/12-07/13/07	J2LLM1A0
		Dilution Factor: 1		Analysis Time..: 05:38	Analyst ID.....: 001887	
		Instrument ID..: I5		MDL.....: 1.4		
Lead	ND	3.0	ug/L	SW846 6010B	07/12-07/13/07	J2LLM1AN
		Dilution Factor: 1		Analysis Time..: 05:38	Analyst ID.....: 001887	
		Instrument ID..: I5		MDL.....: 1.7		
Antimony	ND	2.0	ug/L	SW846 6020	07/12-07/17/07	J2LLM1AF
		Dilution Factor: 1		Analysis Time..: 10:24	Analyst ID.....: 002260	
		Instrument ID..: I7		MDL.....: 0.065		
Selenium	ND	5.0	ug/L	SW846 6010B	07/12-07/13/07	J2LLM1AP
		Dilution Factor: 1		Analysis Time..: 05:38	Analyst ID.....: 001887	
		Instrument ID..: I5		MDL.....: 2.4		

(Continued on next page)

Environmental Quality Mgt., Inc.

Client Sample ID: FWGLL12mw-182C-0481-GF

TOTAL Metals

Lot-Sample #...: A7G110101-022 Matrix.....: WG

PARAMETER	RESULT	REPORTING LIMIT	UNITS	METHOD	PREPARATION-ANALYSIS DATE	WORK ORDER #
Thallium	ND	1.0	ug/L	SW846 6020	07/12-07/17/07	J2LLM1AK
		Dilution Factor: 1		Analysis Time..: 10:24	Analyst ID.....: 002260	
		Instrument ID..: I7		MDL.....: 0.022		
Vanadium	ND	10.0	ug/L	SW846 6010B	07/12-07/13/07	J2LLM1AC
		Dilution Factor: 1		Analysis Time..: 05:38	Analyst ID.....: 001887	
		Instrument ID..: I5		MDL.....: 1.9		
Zinc	**3.8 B**	**10.0**	**ug/L**	**SW846 6020**	**07/12-07/17/07**	**J2LLM1AL**
		Dilution Factor: 1		Analysis Time..: 10:24	Analyst ID.....: 002260	
		Instrument ID..: I7		MDL.....: 2.3		

NOTE(S):

B Estimated result. Result is less than RL.

J Method blank contamination. The associated method blank contains the target analyte at a reportable level.

Environmental Quality Mgt., Inc.

Client Sample ID: FWGLL12mw-DUP2-0498-GF

TOTAL Metals

Lot-Sample #...: A7G110101-024 **Matrix.....:** WG
Date Sampled...: 07/10/07 09:05 **Date Received..:** 07/11/07

PARAMETER	RESULT	REPORTING LIMIT	UNITS	METHOD	PREPARATION-ANALYSIS DATE	WORK ORDER #
Prep Batch #...: 7193020						
Silver	ND	5.0	ug/L	SW846 6010B	07/12-07/13/07	J2LLQ1A2
		Dilution Factor: 1		Analysis Time..: 05:43	Analyst ID.....: 001887	
		Instrument ID..: I5		MDL.....: 2.1		
Aluminum	ND	50.0	ug/L	SW846 6020	07/12-07/17/07	J2LLQ1AE
		Dilution Factor: 1		Analysis Time..: 10:44	Analyst ID.....: 002260	
		Instrument ID..: I7		MDL.....: 2.6		
Arsenic	**71.7**	**5.0**	**ug/L**	**SW846 6010B**	**07/12-07/13/07**	**J2LLQ1AM**
		Dilution Factor: 1		Analysis Time..: 05:43	Analyst ID.....: 001887	
		Instrument ID..: I5		MDL.....: 4.3		
Barium	**85.0 J**	**10.0**	**ug/L**	**SW846 6010B**	**07/12-07/13/07**	**J2LLQ1AR**
		Dilution Factor: 1		Analysis Time..: 05:43	Analyst ID.....: 001887	
		Instrument ID..: I5		MDL.....: 3.2		
Beryllium	ND	1.0	ug/L	SW846 6020	07/12-07/17/07	J2LLQ1AG
		Dilution Factor: 1		Analysis Time..: 10:44	Analyst ID.....: 002260	
		Instrument ID..: I7		MDL.....: 0.11		
Calcium	**85200 J**	**1000**	**ug/L**	**SW846 6010B**	**07/12-07/13/07**	**J2LLQ1AT**
		Dilution Factor: 1		Analysis Time..: 05:43	Analyst ID.....: 001887	
		Instrument ID..: I5		MDL.....: 80.0		
Cadmium	ND	0.50	ug/L	SW846 6020	07/12-07/17/07	J2LLQ1AH
		Dilution Factor: 1		Analysis Time..: 10:44	Analyst ID.....: 002260	
		Instrument ID..: I7		MDL.....: 0.086		
Cobalt	ND	5.0	ug/L	SW846 6010B	07/12-07/13/07	J2LLQ1AU
		Dilution Factor: 1		Analysis Time..: 05:43	Analyst ID.....: 001887	
		Instrument ID..: I5		MDL.....: 1.2		
Chromium	ND	5.0	ug/L	SW846 6010B	07/12-07/13/07	J2LLQ1AD
		Dilution Factor: 1		Analysis Time..: 05:43	Analyst ID.....: 001887	
		Instrument ID..: I5		MDL.....: 1.6		
Copper	ND	5.0	ug/L	SW846 6010B	07/12-07/13/07	J2LLQ1AV
		Dilution Factor: 1		Analysis Time..: 05:43	Analyst ID.....: 001887	
		Instrument ID..: I5		MDL.....: 1.8		

(Continued on next page)

Environmental Quality Mgt., Inc.

Client Sample ID: FWGLL12mw-DUP2-0498-GF

TOTAL Metals

Lot-Sample #...: A7G110101-024 Matrix.....: WG

PARAMETER	RESULT	REPORTING LIMIT	UNITS	METHOD	PREPARATION-ANALYSIS DATE	WORK ORDER #
Iron	**1930 J**	**20.0**	**ug/L**	**SW846 6020**	**07/12-07/17/07**	**J2LLQ1AJ**
		Dilution Factor: 1		Analysis Time..: 10:44	Analyst ID.....: 002260	
		Instrument ID..: I7		MDL.....: 12.0		
Mercury	ND	0.20	ug/L	SW846 7470A	07/12/07	J2LLQ1AQ
		Dilution Factor: 1		Analysis Time..: 14:14	Analyst ID.....: 001086	
		Instrument ID..: H1		MDL.....: 0.090		
Potassium	**4210 J**	**1000**	**ug/L**	**SW846 6010B**	**07/12-07/13/07**	**J2LLQ1A1**
		Dilution Factor: 1		Analysis Time..: 05:43	Analyst ID.....: 001887	
		Instrument ID..: I5		MDL.....: 54.0		
Magnesium	**67800**	**1000**	**ug/L**	**SW846 6010B**	**07/12-07/13/07**	**J2LLQ1AW**
		Dilution Factor: 1		Analysis Time..: 05:43	Analyst ID.....: 001887	
		Instrument ID..: I5		MDL.....: 86.0		
Manganese	**54.5 J**	**10.0**	**ug/L**	**SW846 6010B**	**07/12-07/13/07**	**J2LLQ1AX**
		Dilution Factor: 1		Analysis Time..: 05:43	Analyst ID.....: 001887	
		Instrument ID..: I5		MDL.....: 0.23		
Sodium	**26800**	**1000**	**ug/L**	**SW846 6010B**	**07/12-07/13/07**	**J2LLQ1AA**
		Dilution Factor: 1		Analysis Time..: 05:43	Analyst ID.....: 001887	
		Instrument ID..: I5		MDL.....: 410		
Nickel	ND	10.0	ug/L	SW846 6010B	07/12-07/13/07	J2LLQ1A0
		Dilution Factor: 1		Analysis Time..: 05:43	Analyst ID.....: 001887	
		Instrument ID..: I5		MDL.....: 1.4		
Lead	ND	3.0	ug/L	SW846 6010B	07/12-07/13/07	J2LLQ1AN
		Dilution Factor: 1		Analysis Time..: 05:43	Analyst ID.....: 001887	
		Instrument ID..: I5		MDL.....: 1.7		
Antimony	**0.17 B**	**2.0**	**ug/L**	**SW846 6020**	**07/12-07/17/07**	**J2LLQ1AF**
		Dilution Factor: 1		Analysis Time..: 10:44	Analyst ID.....: 002260	
		Instrument ID..: I7		MDL.....: 0.065		
Selenium	ND	5.0	ug/L	SW846 6010B	07/12-07/13/07	J2LLQ1AP
		Dilution Factor: 1		Analysis Time..: 05:43	Analyst ID.....: 001887	
		Instrument ID..: I5		MDL.....: 2.4		

(Continued on next page)

Environmental Quality Mgt., Inc.

Client Sample ID: FWGLL12mw-DUP2-0498-GF

TOTAL Metals

Lot-Sample #...: A7G110101-024 Matrix.....: WG

PARAMETER	RESULT	REPORTING LIMIT	UNITS	METHOD	PREPARATION-ANALYSIS DATE	WORK ORDER #
Thallium	ND	1.0	ug/L	SW846 6020	07/12-07/17/07	J2LLQ1AK
		Dilution Factor: 1		Analysis Time..: 10:44	Analyst ID.....: 002260	
		Instrument ID..: I7		MDL.....: 0.022		
Vanadium	ND	10.0	ug/L	SW846 6010B	07/12-07/13/07	J2LLQ1AC
		Dilution Factor: 1		Analysis Time..: 05:43	Analyst ID.....: 001887	
		Instrument ID..: I5		MDL.....: 1.9		
Zinc	**3.5 B**	**10.0**	**ug/L**	**SW846 6020**	**07/12-07/17/07**	**J2LLQ1AL**
		Dilution Factor: 1		Analysis Time..: 10:44	Analyst ID.....: 002260	
		Instrument ID..: I7		MDL.....: 2.3		

NOTE(S):

J Method blank contamination. The associated method blank contains the target analyte at a reportable level.

B Estimated result. Result is less than RL.

Environmental Quality Mgt., Inc.

Client Sample ID: FWGLL12mw-153C-0480-GF

TOTAL Metals

Lot-Sample #...: A7G110101-026 Matrix.....: WG
Date Sampled...: 07/10/07 12:01 Date Received..: 07/11/07

PARAMETER	RESULT	REPORTING LIMIT	UNITS	METHOD	PREPARATION-ANALYSIS DATE	WORK ORDER #
Prep Batch #...: 7193020						
Silver	ND	5.0	ug/L	SW846 6010B	07/12-07/13/07	J2LLT1A2
		Dilution Factor: 1		Analysis Time..: 06:06	Analyst ID.....: 001887	
		Instrument ID..: I5		MDL.....: 2.1		
Aluminum	ND	50.0	ug/L	SW846 6020	07/12-07/17/07	J2LLT1AE
		Dilution Factor: 1		Analysis Time..: 10:47	Analyst ID.....: 002260	
		Instrument ID..: I7		MDL.....: 2.6		
Arsenic	**26.9**	**5.0**	**ug/L**	**SW846 6010B**	**07/12-07/13/07**	**J2LLT1AM**
		Dilution Factor: 1		Analysis Time..: 06:06	Analyst ID.....: 001887	
		Instrument ID..: I5		MDL.....: 4.3		
Barium	**74.4 J**	**10.0**	**ug/L**	**SW846 6010B**	**07/12-07/13/07**	**J2LLT1AR**
		Dilution Factor: 1		Analysis Time..: 06:06	Analyst ID.....: 001887	
		Instrument ID..: I5		MDL.....: 3.2		
Beryllium	ND	1.0	ug/L	SW846 6020	07/12-07/17/07	J2LLT1AG
		Dilution Factor: 1		Analysis Time..: 10:47	Analyst ID.....: 002260	
		Instrument ID..: I7		MDL.....: 0.11		
Calcium	**145000 J**	**1000**	**ug/L**	**SW846 6010B**	**07/12-07/13/07**	**J2LLT1AT**
		Dilution Factor: 1		Analysis Time..: 06:06	Analyst ID.....: 001887	
		Instrument ID..: I5		MDL.....: 80.0		
Cadmium	ND	0.50	ug/L	SW846 6020	07/12-07/17/07	J2LLT1AH
		Dilution Factor: 1		Analysis Time..: 10:47	Analyst ID.....: 002260	
		Instrument ID..: I7		MDL.....: 0.086		
Cobalt	ND	5.0	ug/L	SW846 6010B	07/12-07/13/07	J2LLT1AU
		Dilution Factor: 1		Analysis Time..: 06:06	Analyst ID.....: 001887	
		Instrument ID..: I5		MDL.....: 1.2		
Chromium	ND	5.0	ug/L	SW846 6010B	07/12-07/13/07	J2LLT1AD
		Dilution Factor: 1		Analysis Time..: 06:06	Analyst ID.....: 001887	
		Instrument ID..: I5		MDL.....: 1.6		
Copper	ND	5.0	ug/L	SW846 6010B	07/12-07/13/07	J2LLT1AV
		Dilution Factor: 1		Analysis Time..: 06:06	Analyst ID.....: 001887	
		Instrument ID..: I5		MDL.....: 1.8		

(Continued on next page)

Environmental Quality Mgt., Inc.

Client Sample ID: FWGLL12mw-153C-0480-GF

TOTAL Metals

Lot-Sample #...: A7G110101-026 Matrix.....: WG

PARAMETER	RESULT	REPORTING LIMIT	UNITS	METHOD	PREPARATION-ANALYSIS DATE	WORK ORDER #
Iron	**4810 J**	**20.0**	**ug/L**	**SW846 6020**	**07/12-07/17/07**	**J2LLT1AJ**
		Dilution Factor: 1		Analysis Time..: 10:47	Analyst ID.....: 002260	
		Instrument ID..: I7		MDL.....: 12.0		
Mercury	ND	0.20	ug/L	SW846 7470A	07/12/07	J2LLT1AQ
		Dilution Factor: 1		Analysis Time..: 14:17	Analyst ID.....: 001086	
		Instrument ID..: H1		MDL.....: 0.090		
Potassium	**2120 J**	**1000**	**ug/L**	**SW846 6010B**	**07/12-07/13/07**	**J2LLT1A1**
		Dilution Factor: 1		Analysis Time..: 06:06	Analyst ID.....: 001887	
		Instrument ID..: I5		MDL.....: 54.0		
Magnesium	**79700**	**1000**	**ug/L**	**SW846 6010B**	**07/12-07/13/07**	**J2LLT1AW**
		Dilution Factor: 1		Analysis Time..: 06:06	Analyst ID.....: 001887	
		Instrument ID..: I5		MDL.....: 86.0		
Manganese	**195 J**	**10.0**	**ug/L**	**SW846 6010B**	**07/12-07/13/07**	**J2LLT1AX**
		Dilution Factor: 1		Analysis Time..: 06:06	Analyst ID.....: 001887	
		Instrument ID..: I5		MDL.....: 0.23		
Sodium	**25100**	**1000**	**ug/L**	**SW846 6010B**	**07/12-07/13/07**	**J2LLT1AA**
		Dilution Factor: 1		Analysis Time..: 06:06	Analyst ID.....: 001887	
		Instrument ID..: I5		MDL.....: 410		
Nickel	ND	10.0	ug/L	SW846 6010B	07/12-07/13/07	J2LLT1A0
		Dilution Factor: 1		Analysis Time..: 06:06	Analyst ID.....: 001887	
		Instrument ID..: I5		MDL.....: 1.4		
Lead	ND	3.0	ug/L	SW846 6010B	07/12-07/13/07	J2LLT1AN
		Dilution Factor: 1		Analysis Time..: 06:06	Analyst ID.....: 001887	
		Instrument ID..: I5		MDL.....: 1.7		
Antimony	**0.096 B**	**2.0**	**ug/L**	**SW846 6020**	**07/12-07/17/07**	**J2LLT1AF**
		Dilution Factor: 1		Analysis Time..: 10:47	Analyst ID.....: 002260	
		Instrument ID..: I7		MDL.....: 0.065		
Selenium	ND	5.0	ug/L	SW846 6010B	07/12-07/13/07	J2LLT1AP
		Dilution Factor: 1		Analysis Time..: 06:06	Analyst ID.....: 001887	
		Instrument ID..: I5		MDL.....: 2.4		

(Continued on next page)

Environmental Quality Mgt., Inc.

Client Sample ID: FWGLL12mw-153C-0480-GF

TOTAL Metals

Lot-Sample #...: A7G110101-026 Matrix.....: WG

PARAMETER	RESULT	REPORTING LIMIT	UNITS	METHOD	PREPARATION-ANALYSIS DATE	WORK ORDER #
Thallium	ND	1.0	ug/L	SW846 6020	07/12-07/17/07	J2LLT1AK
		Dilution Factor: 1		Analysis Time..: 10:47	Analyst ID.....: 002260	
		Instrument ID..: I7		MDL.....: 0.022		
Vanadium	ND	10.0	ug/L	SW846 6010B	07/12-07/13/07	J2LLT1AC
		Dilution Factor: 1		Analysis Time..: 06:06	Analyst ID.....: 001887	
		Instrument ID..: I5		MDL.....: 1.9		
Zinc	**4.6 B**	**10.0**	**ug/L**	**SW846 6020**	**07/12-07/17/07**	**J2LLT1AL**
		Dilution Factor: 1		Analysis Time..: 10:47	Analyst ID.....: 002260	
		Instrument ID..: I7		MDL.....: 2.3		

NOTE(S):

J Method blank contamination. The associated method blank contains the target analyte at a reportable level.

B Estimated result. Result is less than RL.

Environmental Quality Mgt., Inc.

Client Sample ID: FWGBKGmw-021C-0473-GF

TOTAL Metals

Lot-Sample #...: A7G110101-028 **Matrix.....:** WG
Date Sampled...: 07/10/07 14:10 **Date Received..:** 07/11/07

PARAMETER	RESULT	REPORTING LIMIT	UNITS	METHOD	PREPARATION-ANALYSIS DATE	WORK ORDER #
Prep Batch #...: 7193020						
Silver	ND	5.0 Dilution Factor: 1 Instrument ID..: I5	ug/L	SW846 6010B Analysis Time..: 06:11 MDL.....: 2.1	07/12-07/13/07 Analyst ID.....: 001887	J2LLX1A2
Aluminum	ND	50.0 Dilution Factor: 1 Instrument ID..: I7	ug/L	SW846 6020 Analysis Time..: 10:50 MDL.....: 2.6	07/12-07/17/07 Analyst ID.....: 002260	J2LLX1AE
Arsenic	ND	5.0 Dilution Factor: 1 Instrument ID..: I5	ug/L	SW846 6010B Analysis Time..: 06:11 MDL.....: 4.3	07/12-07/13/07 Analyst ID.....: 001887	J2LLX1AM
Barium	**35.7 J**	**10.0** Dilution Factor: 1 Instrument ID..: I5	**ug/L**	**SW846 6010B** Analysis Time..: 06:11 MDL.....: 3.2	**07/12-07/13/07** Analyst ID.....: 001887	**J2LLX1AR**
Beryllium	ND	1.0 Dilution Factor: 1 Instrument ID..: I7	ug/L	SW846 6020 Analysis Time..: 10:50 MDL.....: 0.11	07/12-07/17/07 Analyst ID.....: 002260	J2LLX1AG
Calcium	**78800 J**	**1000** Dilution Factor: 1 Instrument ID..: I5	**ug/L**	**SW846 6010B** Analysis Time..: 06:11 MDL.....: 80.0	**07/12-07/13/07** Analyst ID.....: 001887	**J2LLX1AT**
Cadmium	ND	0.50 Dilution Factor: 1 Instrument ID..: I7	ug/L	SW846 6020 Analysis Time..: 10:50 MDL.....: 0.086	07/12-07/17/07 Analyst ID.....: 002260	J2LLX1AH
Cobalt	ND	5.0 Dilution Factor: 1 Instrument ID..: I5	ug/L	SW846 6010B Analysis Time..: 06:11 MDL.....: 1.2	07/12-07/13/07 Analyst ID.....: 001887	J2LLX1AU
Chromium	ND	5.0 Dilution Factor: 1 Instrument ID..: I5	ug/L	SW846 6010B Analysis Time..: 06:11 MDL.....: 1.6	07/12-07/13/07 Analyst ID.....: 001887	J2LLX1AD
Copper	ND	5.0 Dilution Factor: 1 Instrument ID..: I5	ug/L	SW846 6010B Analysis Time..: 06:11 MDL.....: 1.8	07/12-07/13/07 Analyst ID.....: 001887	J2LLX1AV

(Continued on next page)

Environmental Quality Mgt., Inc.

Client Sample ID: FWGBKGmw-021C-0473-GF

TOTAL Metals

Lot-Sample #...: A7G110101-028 Matrix.....: WG

PARAMETER	RESULT	REPORTING LIMIT	UNITS	METHOD	PREPARATION-ANALYSIS DATE	WORK ORDER #
Iron	**285 J**	**20.0**	**ug/L**	**SW846 6020**	**07/12-07/17/07**	**J2LLX1AJ**
		Dilution Factor: 1		Analysis Time..: 10:50	Analyst ID.....: 002260	
		Instrument ID..: I7		MDL.....: 12.0		
Mercury	ND	0.20	ug/L	SW846 7470A	07/12/07	J2LLX1AQ
		Dilution Factor: 1		Analysis Time..: 14:23	Analyst ID.....: 001086	
		Instrument ID..: H1		MDL.....: 0.090		
Potassium	**1030 J**	**1000**	**ug/L**	**SW846 6010B**	**07/12-07/13/07**	**J2LLX1A1**
		Dilution Factor: 1		Analysis Time..: 06:11	Analyst ID.....: 001887	
		Instrument ID..: I5		MDL.....: 54.0		
Magnesium	**40800**	**1000**	**ug/L**	**SW846 6010B**	**07/12-07/13/07**	**J2LLX1AW**
		Dilution Factor: 1		Analysis Time..: 06:11	Analyst ID.....: 001887	
		Instrument ID..: I5		MDL.....: 86.0		
Manganese	ND	10.0	ug/L	SW846 6010B	07/12-07/13/07	J2LLX1AX
		Dilution Factor: 1		Analysis Time..: 06:11	Analyst ID.....: 001887	
		Instrument ID..: I5		MDL.....: 0.23		
Sodium	**10300**	**1000**	**ug/L**	**SW846 6010B**	**07/12-07/13/07**	**J2LLX1AA**
		Dilution Factor: 1		Analysis Time..: 06:11	Analyst ID.....: 001887	
		Instrument ID..: I5		MDL.....: 410		
Nickel	ND	10.0	ug/L	SW846 6010B	07/12-07/13/07	J2LLX1A0
		Dilution Factor: 1		Analysis Time..: 06:11	Analyst ID.....: 001887	
		Instrument ID..: I5		MDL.....: 1.4		
Lead	ND	3.0	ug/L	SW846 6010B	07/12-07/13/07	J2LLX1AN
		Dilution Factor: 1		Analysis Time..: 06:11	Analyst ID.....: 001887	
		Instrument ID..: I5		MDL.....: 1.7		
Antimony	**0.070 B**	**2.0**	**ug/L**	**SW846 6020**	**07/12-07/17/07**	**J2LLX1AF**
		Dilution Factor: 1		Analysis Time..: 10:50	Analyst ID.....: 002260	
		Instrument ID..: I7		MDL.....: 0.065		
Selenium	ND	5.0	ug/L	SW846 6010B	07/12-07/13/07	J2LLX1AP
		Dilution Factor: 1		Analysis Time..: 06:11	Analyst ID.....: 001887	
		Instrument ID..: I5		MDL.....: 2.4		

(Continued on next page)

Environmental Quality Mgt., Inc.

Client Sample ID: FWGBKGmw-021C-0473-GF

TOTAL Metals

Lot-Sample #...: A7G110101-028 Matrix.....: WG

PARAMETER	RESULT	REPORTING LIMIT	UNITS	METHOD	PREPARATION-ANALYSIS DATE	WORK ORDER #
Thallium	ND	1.0	ug/L	SW846 6020	07/12-07/17/07	J2LLX1AK
		Dilution Factor: 1		Analysis Time..: 10:50	Analyst ID.....: 002260	
		Instrument ID..: I7		MDL.....: 0.022		
Vanadium	ND	10.0	ug/L	SW846 6010B	07/12-07/13/07	J2LLX1AC
		Dilution Factor: 1		Analysis Time..: 06:11	Analyst ID.....: 001887	
		Instrument ID..: I5		MDL.....: 1.9		
Zinc	ND	10.0	ug/L	SW846 6020	07/12-07/17/07	J2LLX1AL
		Dilution Factor: 1		Analysis Time..: 10:50	Analyst ID.....: 002260	
		Instrument ID..: I7		MDL.....: 2.3		

NOTE(S):

J Method blank contamination. The associated method blank contains the target analyte at a reportable level.

B Estimated result. Result is less than RL.

```
:       Instrument Upload                                    Run Log - Page  1 :
:       Started Fri Jul 13 06:31:30 2007 by COUNTSK                            :
:       Data File: UPL$CAN_DATA_ROOT:<TJA>I50712A.ARC;1                        :
```

#	WorkOrder	Dilution	Date	Time	Batch	Lot	Instrument
1	STD1	1	12-JUL-2007	22:43:00			I5
2	CAL1	1	12-JUL-2007	22:48:00			I5
3	CAL2	1	12-JUL-2007	22:54:00			I5
4	CAL3	1	12-JUL-2007	23:01:00			I5
5	SCAL	1	12-JUL-2007	23:07:00			I5
6	CAL	1	12-JUL-2007	23:12:00			I5
7	ICV	1	12-JUL-2007	23:20:00			I5
8	ICB	1	12-JUL-2007	23:29:00			I5
9	CRI	MRL	12-JUL-2007	23:34:00			I5
10	ICSA	1	12-JUL-2007	23:40:00			I5
11	ICSAB	1	12-JUL-2007	23:45:00			I5
12	CCV	1	12-JUL-2007	23:54:00			I5
13	CCB	1	13-JUL-2007	00:03:00			I5
14	J2CCJB	1	13-JUL-2007	00:08:00	7186016	A7G050000	I5
15	J2CCJC	1	13-JUL-2007	00:13:00	7186016	A7G050000	I5
16	J2APT	1	13-JUL-2007	00:21:00	7186016	A7G030401	I5
17	J2APTL	1	13-JUL-2007	00:26:00			I5
18	J2APTX	1	13-JUL-2007	00:31:00	7186016	A7G030401	I5
19	J2APTS	1	13-JUL-2007	00:35:00	7186016	A7G030401	I5
20	J2AP9	1	13-JUL-2007	00:42:00	7186016	A7G030401	I5
21	J2AQA	1	13-JUL-2007	00:47:00	7186016	A7G030401	I5
22	J2JJ2B	1	13-JUL-2007	00:56:00	7191020	A7G100000	I5
23	J2JJ2C	1	13-JUL-2007	01:01:00	7191020	A7G100000	I5
24	CCV	1	13-JUL-2007	01:10:00			I5
25	CCB	1	13-JUL-2007	01:19:00			I5
26	J2FNA	1	13-JUL-2007	01:24:00	7191020	A7G060249	I5
27	J2FNAL	1	13-JUL-2007	01:29:00			I5
28	J2FNAX	1	13-JUL-2007	01:34:00	7191020	A7G060249	I5
29	J2FNAS	1	13-JUL-2007	01:39:00	7191020	A7G060249	I5
30	J2FPR	1	13-JUL-2007	01:45:00	7191020	A7G060249	I5
31	J2FRN	1	13-JUL-2007	01:50:00	7191020	A7G060249	I5
32	J2FRP	1	13-JUL-2007	01:55:00	7191020	A7G060249	I5
33	J2FRT	1	13-JUL-2007	02:00:00	7191020	A7G060249	I5
34	J2FRV	1	13-JUL-2007	02:05:00	7191020	A7G060249	I5
35	J2LH2B	1	13-JUL-2007	02:14:00	7192018	A7G110000	I5
36	CCV	1	13-JUL-2007	02:20:00			I5
37	CCB	1	13-JUL-2007	02:28:00			I5
38	J2LH2C	1	13-JUL-2007	02:33:00	7192018	A7G110000	I5
39	J2JL2	1	13-JUL-2007	02:40:00	7192018	A7G100102	I5
40	J2JL4	1	13-JUL-2007	02:44:00	7192018	A7G100102	I5
41	J2JL6	1	13-JUL-2007	02:49:00	7192018	A7G100102	I5
42	J2JL7	1	13-JUL-2007	02:54:00	7192018	A7G100102	I5
43	J2JMC	1	13-JUL-2007	02:59:00	7192018	A7G100102	I5
44	J2JMCL	1	13-JUL-2007	03:04:00			I5

---------- (continued) ----------

#	WorkOrder	Dilution	Date	Time	Batch	Lot	Instrument
45	J2JMCX	1	13-JUL-2007	03:09:00	7192018	A7G100102	I5
46	J2JMCS	1	13-JUL-2007	03:14:00	7192018	A7G100102	I5
47	J2JMF	1	13-JUL-2007	03:21:00	7192018	A7G100102	I5
48	CCV	1	13-JUL-2007	03:30:00			I5
49	CCB	1	13-JUL-2007	03:39:00			I5
50	J2JMH	1	13-JUL-2007	03:44:00	7192018	A7G100102	I5
51	J2JML	1	13-JUL-2007	03:49:00	7192018	A7G100102	I5
52	J2JMN	1	13-JUL-2007	03:54:00	7192018	A7G100102	I5
53	J2JMR	1	13-JUL-2007	03:59:00	7192018	A7G100102	I5
54	J2N7MB	1	13-JUL-2007	04:08:00	7193020	A7G120000	I5
55	J2N7MC	1	13-JUL-2007	04:12:00	7193020	A7G120000	I5
56	J2LKP	1	13-JUL-2007	04:19:00	7193020	A7G110101	I5
57	J2LKR	1	13-JUL-2007	04:24:00	7193020	A7G110101	I5
58	J2LKT	1	13-JUL-2007	04:29:00	7193020	A7G110101	I5
59	J2LKW	1	13-JUL-2007	04:34:00	7193020	A7G110101	I5
60	CCV	1	13-JUL-2007	04:43:00			I5
61	CCB	1	13-JUL-2007	04:52:00			I5
62	J2LK1	1	13-JUL-2007	04:57:00	7193020	A7G110101	I5
63	J2LK7	1	13-JUL-2007	05:02:00	7193020	A7G110101	I5
64	J2LK7L	1	13-JUL-2007	05:07:00			I5
65	J2LK7X	1	13-JUL-2007	05:12:00	7193020	A7G110101	I5
66	J2LK7S	1	13-JUL-2007	05:17:00	7193020	A7G110101	I5
67	J2LK9	1	13-JUL-2007	05:23:00	7193020	A7G110101	I5
68	J2LLD	1	13-JUL-2007	05:28:00	7193020	A7G110101	I5
69	J2LLF	1	13-JUL-2007	05:33:00	7193020	A7G110101	I5
70	J2LLM	1	13-JUL-2007	05:38:00	7193020	A7G110101	I5
71	J2LLQ	1	13-JUL-2007	05:43:00	7193020	A7G110101	I5
72	CCV	1	13-JUL-2007	05:52:00			I5
73	CCB	1	13-JUL-2007	06:01:00			I5
74	J2LLT	1	13-JUL-2007	06:06:00	7193020	A7G110101	I5
75	J2LLX	1	13-JUL-2007	06:11:00	7193020	A7G110101	I5
76	J17NKT	1	13-JUL-2007	06:16:00			I5
77	J17NPT	1	13-JUL-2007	06:21:00			I5
78	J17NPTL	1	13-JUL-2007	06:26:00			I5
79	CRI	MRL	13-JUL-2007	06:39:00			I5
80	CCV	1	13-JUL-2007	06:45:00			I5
81	CCB	1	13-JUL-2007	06:54:00			I5
82	J17NPT	5	13-JUL-2007	07:12:00			I5
83	J17NPTL	1	13-JUL-2007	07:17:00			I5
84	J17NPT	100	13-JUL-2007	07:22:00			I5
85	J17NPTL	1	13-JUL-2007	07:27:00			I5
86	CCV	1	13-JUL-2007	07:34:00			I5
87	CCB	1	13-JUL-2007	07:43:00			I5
88	CCV	1	13-JUL-2007	13:15:00			I5

---------- (continued) ----------

STL North Canton

Metals Data Reporting Form

Contract Required Detection Limit Standard

Instrument: ICPST **Units:** ug/L

Chart Number: I50712A.arc **Acceptable Range:** 70% - 130%

Standard Source: Ultra **Standard ID:**

Element	WL/ Mass	True Conc	CRI/MRL 07/12/07 11:34 PM Found	% Rec	CRI/MRL 07/13/07 6:39 AM Found	% Rec	Found	% Rec	Found	% Rec	Found	% Rec
Arsenic	189.042	15.0	15.54	**103.6**	16.38	**109.2**						
Barium	493.409	10.0	10.09	**100.9**	9.68	**96.8**						
Calcium	317.933	5000.0	5024.87	**100.5**	4926.65	**98.5**						
Chromium	267.716	5.0	4.42	**88.4**	2.35	**46.9**						
Cobalt	228.616	5.0	4.79	**95.8**	4.47	**89.4**						
Copper	324.753	15.0	14.76	**98.4**	12.90	**86.0**						
Lead	220.353	10.0	10.74	**107.4**	9.94	**99.4**						
Magnesium	279.078	5000.0	4965.96	**99.3**	4901.01	**98.0**						
Manganese	257.61	15.0	15.30	**102.0**	15.02	**100.1**						
Nickel	231.604	25.0	25.44	**101.7**	26.36	**105.4**						
Potassium	766.491	5000.0	4443.25	**88.9**	4449.96	**89.0**						
Selenium	196.026	20.0	17.53	**87.6**	17.16	**85.8**						
Silver	328.068	5.0	4.32	**86.3**	4.39	**87.7**						
Sodium	330.232	5000.0	5221.02	**104.4**	4377.10	**87.5**						
Vanadium	292.402	7.0	7.18	**102.5**	6.98	**99.7**						

STL North Canton

Metals Data Reporting Form

Initial Calibration Blank Results

Instrument: ICPST **Units:** ug/L

Chart Number: I50712A.arc

Standard Source: _____ **Standard ID:** _____

Element	WL/ Mass	Report Limit	ICB 07/12/07 11:29 PM Found	Q	Found	Q	Found	Q	Found	Q	Found	Q
Arsenic	189.042	5	1.9	U								
Barium	493.409	10	0.2	U								
Calcium	317.933	1000	**3.7**	**B**								
Chromium	267.716	5	0.6	U								
Cobalt	228.616	5	0.6	U								
Copper	324.753	5	1.1	U								
Lead	220.353	3	1.1	U								
Magnesium	279.078	1000	**8.0**	**B**								
Manganese	257.61	10	**0.1**	**B**								
Nickel	231.604	10	1.7	U								
Potassium	766.491	1000	**151.0**	**B**								
Selenium	196.026	5	2.5	U								
Silver	328.068	5	1.2	U								
Sodium	330.232	1000	**-510.0**	**B**								
Vanadium	292.402	10	**0.9**	**B**								

U Result is less than the IDL

B Result is between IDL and RL

Form 3 Equivalent

STL North Canton

Metals Data Reporting Form

Continuing Calibration Blank Results

Instrument: ICPST **Units:** ug/L

Chart Number: I50712A.arc

Standard Source: _____ **Standard ID:** _____

Element	WL/ Mass	Report Limit	CCB 1 07/13/07 12:03 AM Found	Q	CCB 2 07/13/07 3:39 AM Found	Q	CCB 3 07/13/07 4:52 AM Found	Q	CCB 4 07/13/07 6:01 AM Found	Q	CCB 5 07/13/07 6:54 AM Found	Q
Arsenic	189.042	5	1.9	U	1.9	U	1.9	U	**-2.1**	**B**	1.9	U
Barium	493.409	10	**0.3**	**B**	**0.3**	**B**	**0.3**	**B**	**0.2**	**B**	**0.3**	**B**
Calcium	317.933	1000	**7.3**	**B**	3.4	U	3.4	U	3.4	U	**-5.9**	**B**
Chromium	267.716	5	0.6	U	0.6	U	0.6	U	0.6	U	0.6	U
Cobalt	228.616	5	0.6	U	0.6	U	0.6	U	0.6	U	0.6	U
Copper	324.753	5	1.1	U	1.1	U	1.1	U	**-1.4**	**B**	**-1.6**	**B**
Lead	220.353	3	1.1	U	1.1	U	1.1	U	1.1	U	1.1	U
Magnesium	279.078	1000	**10.4**	**B**	3.2	U	**8.7**	**B**	**5.7**	**B**	**4.0**	**B**
Manganese	257.61	10	**0.3**	**B**	**0.2**	**B**	**0.3**	**B**	**0.2**	**B**	**0.2**	**B**
Nickel	231.604	10	1.7	U	1.7	U	1.7	U	1.7	U	1.7	U
Potassium	766.491	1000	**148.0**	**B**	**151.0**	**B**	**151.0**	**B**	**154.0**	**B**	**156.0**	**B**
Selenium	196.026	5	**-3.0**	**B**	2.5	U	2.5	U	2.5	U	2.5	U
Silver	328.068	5	1.2	U	1.2	U	1.2	U	1.2	U	1.2	U
Sodium	330.232	1000	**-660.0**	**B**	**-480.0**	**B**	**-730.0**	**B**	**-430.0**	**B**	**-420.0**	**B**
Vanadium	292.402	10	**0.5**	**B**	**0.5**	**B**	**0.5**	**B**	0.4	U	**0.5**	**B**

U Result is less than the IDL

B Result is between IDL and RL

Form 3 Equivalent

```
:       Instrument Upload                                    Run Log - Page  1 :
:       Started Wed Jul 18 04:45:09 2007 by COUNTSK                            :
:       Data File: UPL$CAN_DATA_ROOT:<REP>071707A.REP;1                        :
```

#	WorkOrder	Dilution	Date	Time	Batch	Lot	Instrument
1	BLANK		17-JUL-2007	07:39:59			I7
2	BLANK		17-JUL-2007	07:42:51			I7
3	BLANK		17-JUL-2007	07:45:42			I7
4	STANDARD 1		17-JUL-2007	07:48:32			I7
5	STANDARD 2		17-JUL-2007	07:51:24			I7
6	STANDARD 3		17-JUL-2007	07:54:16			I7
7	QC STD 1		17-JUL-2007	07:59:24			I7
8	QC STD 2		17-JUL-2007	08:04:31			I7
9	QC STD 3		17-JUL-2007	08:06:47			I7
10	QC STD 4		17-JUL-2007	08:09:50			I7
11	QC STD 5	Recon	17-JUL-2007	08:12:54			I7
12	ZZZZZ		17-JUL-2007	08:18:53			I7
13	QC STD 5		17-JUL-2007	08:23:53			I7
14	QC STD 6		17-JUL-2007	08:29:52			I7
15	QC STD 7		17-JUL-2007	08:34:59			I7
16	J2LH2B		17-JUL-2007	08:37:38	7192018	A7G110000	I7
17	J2LH2C		17-JUL-2007	08:40:24	7192018	A7G110000	I7
18	J2JL2		17-JUL-2007	08:44:40	7192018	A7G100102	I7
19	J2JL4		17-JUL-2007	08:47:26	7192018	A7G100102	I7
20	J2JL6		17-JUL-2007	08:50:13	7192018	A7G100102	I7
21	J2JL7		17-JUL-2007	08:53:00	7192018	A7G100102	I7
22	J2JMC		17-JUL-2007	08:55:47	7192018	A7G100102	I7
23	J2JMCL		17-JUL-2007	08:58:35			I7
24	J2JMCX		17-JUL-2007	09:01:23	7192018	A7G100102	I7
25	J2JMCS		17-JUL-2007	09:04:12	7192018	A7G100102	I7
26	QC STD 6		17-JUL-2007	09:09:19			I7
27	QC STD 7		17-JUL-2007	09:14:26			I7
28	J2JMF		17-JUL-2007	09:16:43	7192018	A7G100102	I7
29	J2JMH		17-JUL-2007	09:19:32	7192018	A7G100102	I7
30	J2JML		17-JUL-2007	09:22:20	7192018	A7G100102	I7
31	J2JMN		17-JUL-2007	09:25:06	7192018	A7G100102	I7
32	J2JMR		17-JUL-2007	09:27:52	7192018	A7G100102	I7
33	J2N7MB		17-JUL-2007	09:32:59	7193020	A7G120000	I7
34	J2N7MC		17-JUL-2007	09:35:47	7193020	A7G120000	I7
35	J2LKP		17-JUL-2007	09:40:04	7193020	A7G110101	I7
36	J2LKR		17-JUL-2007	09:42:52	7193020	A7G110101	I7
37	J2LKT		17-JUL-2007	09:45:40	7193020	A7G110101	I7
38	QC STD 6		17-JUL-2007	09:50:48			I7
39	QC STD 7		17-JUL-2007	09:55:54			I7
40	J2LKW		17-JUL-2007	09:58:12	7193020	A7G110101	I7
41	J2LK1		17-JUL-2007	10:01:00	7193020	A7G110101	I7
42	J2LK7		17-JUL-2007	10:03:50	7193020	A7G110101	I7
43	J2LK7L		17-JUL-2007	10:06:39			I7
44	J2LK7X		17-JUL-2007	10:09:27	7193020	A7G110101	I7

---------- (continued) ----------

#	WorkOrder	Dilution	Date	Time	Batch	Lot	Instrument
45	J2LK7S		17-JUL-2007	10:12:14	7193020	A7G110101	I7
46	J2LK9		17-JUL-2007	10:16:31	7193020	A7G110101	I7
47	J2LLD		17-JUL-2007	10:19:18	7193020	A7G110101	I7
48	J2LLF		17-JUL-2007	10:22:06	7193020	A7G110101	I7
49	J2LLM		17-JUL-2007	10:24:53	7193020	A7G110101	I7
50	QC STD 6		17-JUL-2007	10:30:51			I7
51	QC STD 7		17-JUL-2007	10:35:58			I7
52	J2LH2C		17-JUL-2007	10:40:13	7192018	A7G110000	I7
53	J2LLQ		17-JUL-2007	10:44:31	7193020	A7G110101	I7
54	J2LLT		17-JUL-2007	10:47:19	7193020	A7G110101	I7
55	J2LLX		17-JUL-2007	10:50:08	7193020	A7G110101	I7
56	J2R71B		17-JUL-2007	10:54:27	7194016	A7G130000	I7
57	J2R71C		17-JUL-2007	10:57:17	7194016	A7G130000	I7
58	J2Q9K		17-JUL-2007	11:01:37	7194016	A7G120309	I7
59	J2Q9KL		17-JUL-2007	11:04:25			I7
60	J2Q9KX		17-JUL-2007	11:07:12	7194016	A7G120309	I7
61	J2Q9KS		17-JUL-2007	11:09:59	7194016	A7G120309	I7
62	QC STD 6		17-JUL-2007	11:15:06			I7
63	QC STD 7		17-JUL-2007	11:20:13			I7
64	J2Q9M		17-JUL-2007	11:22:29	7194016	A7G120309	I7
65	J2Q9R		17-JUL-2007	11:25:17	7194016	A7G120309	I7
66	J2Q9T		17-JUL-2007	11:28:06	7194016	A7G120309	I7
67	J2Q9W		17-JUL-2007	11:30:54	7194016	A7G120309	I7
68	J2Q91		17-JUL-2007	11:33:43	7194016	A7G120309	I7
69	J2Q98		17-JUL-2007	11:36:32	7194016	A7G120309	I7
70	J2RAD		17-JUL-2007	11:39:22	7194016	A7G120309	I7
71	J2R73B		17-JUL-2007	11:43:42	7194017	A7G130000	I7
72	J2R73C		17-JUL-2007	11:46:32	7194017	A7G130000	I7
73	J2N92		17-JUL-2007	11:50:51	7194017	A7G120101	I7
74	QC STD 6		17-JUL-2007	11:55:58			I7
75	QC STD 7		17-JUL-2007	12:01:04			I7
76	J2N94		17-JUL-2007	12:03:21	7194017	A7G120101	I7
77	J2N96		17-JUL-2007	12:06:08	7194017	A7G120101	I7
78	J2N98		17-JUL-2007	12:08:56	7194017	A7G120101	I7
79	J2PAA		17-JUL-2007	12:11:45	7194017	A7G120101	I7
80	J2PA0		17-JUL-2007	12:14:33	7194017	A7G120101	I7
81	J2PA6		17-JUL-2007	12:17:22	7194017	A7G120101	I7
82	J2PCP		17-JUL-2007	12:20:11	7194017	A7G120101	I7
83	J2PCW		17-JUL-2007	12:23:01	7194017	A7G120101	I7
84	J2PC7		17-JUL-2007	12:25:51	7194017	A7G120101	I7
85	J2PDA		17-JUL-2007	12:28:41	7194017	A7G120101	I7
86	QC STD 6		17-JUL-2007	12:33:50			I7
87	QC STD 7		17-JUL-2007	12:38:56			I7
88	J2PDAL		17-JUL-2007	12:42:16			I7

---------- (continued) ----------

#	WorkOrder	Dilution	Date	Time	Batch	Lot	Instrument
89	J2PDAX		17-JUL-2007	12:45:05	7194017	A7G120101	I7
90	J2PDAS		17-JUL-2007	12:47:53	7194017	A7G120101	I7
91	J2PDD		17-JUL-2007	12:52:11	7194017	A7G120101	I7
92	J2PDE		17-JUL-2007	12:55:00	7194017	A7G120101	I7
93	CRI		17-JUL-2007	12:57:49			I7
94	QC STD 6		17-JUL-2007	13:02:07			I7
95	QC STD 7		17-JUL-2007	13:07:13			I7

End of Report

STL North Canton

Metals Data Reporting Form

Contract Required Detection Limit Standard

Instrument: ICPMS **Units:** ug/L

Chart Number: 071707a.rep **Acceptable Range:** 70% - 130%

Standard Source: Ultra **Standard ID:**

Element	WL/ Mass	True Conc	QC Std 3 07/17/07 8:06 AM Found	% Rec	CRI 07/17/07 12:57 PM Found	% Rec	Found	% Rec	Found	% Rec	Found	% Rec
Aluminum	27	50.0	64.02	**128.0**	78.82	**157.6**						
Antimony	121	2.0	2.21	**110.7**	2.07	**103.6**						
Beryllium	9	1.0	1.03	**102.8**	0.97	**97.0**						
Cadmium	111	0.5	0.53	**105.2**	0.51	**101.4**						
Iron	57	20.0	25.42	**127.1**	26.67	**133.3**						
Thallium	205	1.0	1.05	**105.1**	1.03	**102.6**						
Zinc	68	10.0	9.59	**95.9**	10.13	**101.3**						

STL North Canton

Metals Data Reporting Form

Initial Calibration Blank Results

Instrument: ICPMS **Units:** ug/L

Chart Number: 071707a.rep

Standard Source: _____ **Standard ID:** _____

Element	WL/ Mass	Report Limit	QC Std 2 07/17/07 8:04 AM Found	Q	Found	Q	Found	Q	Found	Q	Found	Q
Aluminum	27	50	**37.9**	**B**								
Antimony	121	2	**0.18**	**B**								
Beryllium	9	1	**0.015**	**B**								
Cadmium	111	0.5	0.015	U								
Iron	57	20	**7.4**	**B**								
Thallium	205	1	0.022	U								
Zinc	68	10	0.64	U								

U Result is less than the IDL

B Result is between IDL and RL

STL North Canton

Metals Data Reporting Form

Continuing Calibration Blank Results

Instrument: ICPMS **Units:** ug/L

Chart Number: 071707a.rep

Standard Source: _____ **Standard ID:** _____

Element	WL/ Mass	Report Limit	QC Std 7 1 07/17/07 8:34 AM Found	Q	QC Std 7 2 07/17/07 9:14 AM Found	Q	QC Std 7 3 07/17/07 9:55 AM Found	Q	QC Std 7 4 07/17/07 10:35 AM Found	Q	QC Std 7 5 07/17/07 11:20 AM Found	Q
Aluminum	27	50	**2.8**	**B**	**-6.9**	**B**	**-3.5**	**B**	**-8.8**	**B**	2.6	U
Antimony	121	2	**0.19**	**B**	**0.24**	**B**	**0.23**	**B**	0.11	U	**0.12**	**B**
Beryllium	9	1	0.013	U	**0.018**	**B**	**0.017**	**B**	0.013	U	0.013	U
Cadmium	111	0.5	0.015	U	0.015	U	0.015	U	0.015	U	0.015	U
Iron	57	20	**6.2**	**B**	**3.9**	**B**	**6.5**	**B**	3.4	U	3.4	U
Thallium	205	1	**0.082**	**B**	0.022	U	0.022	U	0.022	U	0.022	U
Zinc	68	10	0.64	U	**-0.71**	**B**	**-0.64**	**B**	0.64	U	0.64	U

U Result is less than the IDL

B Result is between IDL and RL

Form 3 Equivalent

STL North Canton

Metals Data Reporting Form

Continuing Calibration Blank Results

Instrument: ICPMS **Units:** ug/L

Chart Number: 071707a.rep

Standard Source: _____ **Standard ID:** _____

Element	WL/ Mass	Report Limit	QC Std 7 6 07/17/07 12:01 PM Found	Q	QC Std 7 7 07/17/07 12:38 PM Found	Q	QC Std 7 8 07/17/07 1:07 PM Found	Q	Found	Q	Found	Q
Aluminum	27	50	**-9.8**	**B**	2.6	U	**-12**	**B**				
Antimony	121	2	0.11	U	0.11	U	0.11	U				
Beryllium	9	1	0.013	U	0.013	U	0.013	U				
Cadmium	111	0.5	0.015	U	0.015	U	0.015	U				
Iron	57	20	3.4	U	**3.8**	**B**	3.4	U				
Thallium	205	1	0.022	U	0.022	U	0.022	U				
Zinc	68	10	0.64	U	0.64	U	0.64	U				

U Result is less than the IDL

B Result is between IDL and RL

Form 3 Equivalent

: Instrument Upload Run Log - Page 1 :
: Started Thu Jul 12 12:57:56 2007 by LISTM :
: Data File: UPL$CAN_DATA_ROOT:<LHG>HG10712B.PRN;1 :

#	WorkOrder	Dilution	Date	Time	Batch	Lot	Instrument
1	STD1REP1	1	12-JUL-2007	08:41:33			H1
2	STD2REP1	1	12-JUL-2007	08:43:09			H1
3	STD3REP1	1	12-JUL-2007	08:44:27			H1
4	STD4REP1	1	12-JUL-2007	08:46:16			H1
5	STD5REP1	1	12-JUL-2007	08:47:57			H1
6	STD6REP1	1	12-JUL-2007	08:49:03			H1
7	CK5ICV	1	12-JUL-2007	08:51:06			H1
8	CK4ICB	1	12-JUL-2007	08:52:36			H1
9	CK3CRA\MRL	1	12-JUL-2007	08:54:01			H1
10	CK2CCV	1	12-JUL-2007	08:55:18			H1
11	CK1CCB	1	12-JUL-2007	08:56:54			H1
12	J2H3NBT	1	12-JUL-2007	08:58:38	7192021	A7G090000	H1
13	J2LH6BT	1	12-JUL-2007	08:59:53	7192021	A7G110000	H1
14	J2LH6CT	1	12-JUL-2007	09:01:20	7192021	A7G110000	H1
15	J2LH6LT	1	12-JUL-2007	09:02:31	7192021	A7G110000	H1
16	J15A3T	1	12-JUL-2007	09:03:47	7192021	A7F290435	H1
17	J2ET3T	1	12-JUL-2007	09:04:55	7192021	A7G060158	H1
18	J2LH0BF	1	12-JUL-2007	09:06:10	7192017	A7G110000	H1
19	J2LH0C	1	12-JUL-2007	09:07:28	7192017	A7G110000	H1
20	J2HM6	1	12-JUL-2007	09:09:36	7192017	A7G090117	H1
21	J2HM6F	1	12-JUL-2007	09:11:12	7192017	A7G090117	H1
22	CK2CCV	1	12-JUL-2007	09:12:22			H1
23	CK1CCB	1	12-JUL-2007	09:14:00			H1
24	J2EG8	1	12-JUL-2007	09:15:38	7192017	7G06114	H1
25	J2EG8F	1	12-JUL-2007	09:16:53	7192017	7G06114	H1
26	J2JR2	1	12-JUL-2007	09:18:27	7192017	A7G100119	H1
27	J2JR2S	1	12-JUL-2007	09:19:46	7192017	A7G100119	H1
28	J2JR2D	1	12-JUL-2007	09:20:50	7192017	A7G100119	H1
29	J2KMQ	1	12-JUL-2007	09:22:25	7192017	A7G100206	H1
30	J2KMW	1	12-JUL-2007	09:23:55	7192017	A7G100206	H1
31	J2KNC	1	12-JUL-2007	09:25:11	7192017	A7G100206	H1
32	J2KNK	1	12-JUL-2007	09:26:23	7192017	A7G100206	H1
33	J2LHWBF	1	12-JUL-2007	09:28:02	7192016	A7G110000	H1
34	CK2CCV	1	12-JUL-2007	09:29:18			H1
35	CK1CCB	1	12-JUL-2007	09:30:25			H1
36	J2LHWC	1	12-JUL-2007	09:31:30	7192016	A7G110000	H1
37	J2ED2	1	12-JUL-2007	09:32:41	7192016	7G06114	H1
38	J2EE2	1	12-JUL-2007	09:33:52	7192016	7G06114	H1
39	J2EE2F	1	12-JUL-2007	09:34:56	7192016	7G06114	H1
40	J2EE6	1	12-JUL-2007	09:36:56	7192016	7G06114	H1
41	J2EE6F	1	12-JUL-2007	09:38:05	7192016	7G06114	H1
42	J2EEN	1	12-JUL-2007	09:39:11	7192016	7G06114	H1
43	J2EENS	1	12-JUL-2007	09:41:11	7192016	7G06114	H1
44	J2EEND	1	12-JUL-2007	09:42:37	7192016	7G06114	H1

(continued)

#	WorkOrder	Dilution	Date	Time	Batch	Lot	Instrument
45	J2EENF	1	12-JUL-2007	09:44:54	7192016	7G06114	H1
46	CK2CCV	1	12-JUL-2007	09:46:09			H1
47	CK1CCB	1	12-JUL-2007	09:47:14			H1
48	J2EF0	1	12-JUL-2007	09:48:42	7192016	7G06114	H1
49	J2EF0F	1	12-JUL-2007	09:49:48	7192016	7G06114	H1
50	J2EF2	1	12-JUL-2007	09:50:57	7192016	7G06114	H1
51	J2EF2F	1	12-JUL-2007	09:52:24	7192016	7G06114	H1
52	J2EFM	1	12-JUL-2007	09:53:43	7192016	7G06114	H1
53	J2EFT	1	12-JUL-2007	09:54:52	7192016	7G06114	H1
54	J2EFTF	1	12-JUL-2007	09:56:02	7192016	7G06114	H1
55	J2EGC	1	12-JUL-2007	09:57:41	7192016	7G06114	H1
56	J2EGCF	1	12-JUL-2007	09:58:51	7192016	7G06114	H1
57	J2EGF	1	12-JUL-2007	10:00:16	7192016	7G06114	H1
58	CK2CCV	1	12-JUL-2007	10:01:31			H1
59	CK1CCB	1	12-JUL-2007	10:02:38			H1
60	J2EGFF	1	12-JUL-2007	10:03:49	7192016	7G06114	H1
61	J2EGP	1	12-JUL-2007	10:05:45	7192016	7G06114	H1
62	J2EGPF	1	12-JUL-2007	10:06:52	7192016	7G06114	H1
63	J2LH2B	1	12-JUL-2007	10:07:59	7192018	A7G110000	H1
64	J2LH2C	1	12-JUL-2007	10:09:05	7192018	A7G110000	H1
65	J2JL2	1	12-JUL-2007	10:10:15	7192018	A7G100102	H1
66	J2JL4	1	12-JUL-2007	10:11:33	7192018	A7G100102	H1
67	J2JL6	1	12-JUL-2007	10:12:39	7192018	A7G100102	H1
68	J2JL7	1	12-JUL-2007	10:13:46	7192018	A7G100102	H1
69	J2JMC	1	12-JUL-2007	10:14:55	7192018	A7G100102	H1
70	CK2CCV	1	12-JUL-2007	10:16:16			H1
71	CK1CCB	1	12-JUL-2007	10:17:25			H1
72	J2JMCX	1	12-JUL-2007	10:18:36	7192018	A7G100102	H1
73	J2JMCS	1	12-JUL-2007	10:19:42	7192018	A7G100102	H1
74	J2JMF	1	12-JUL-2007	10:20:50	7192018	A7G100102	H1
75	J2JMH	1	12-JUL-2007	10:22:41	7192018	A7G100102	H1
76	J2JML	1	12-JUL-2007	10:23:50	7192018	A7G100102	H1
77	J2JMN	1	12-JUL-2007	10:24:56	7192018	A7G100102	H1
78	J2JMR	1	12-JUL-2007	10:26:34	7192018	A7G100102	H1
79	CK2CCV	1	12-JUL-2007	10:27:44			H1
80	CK1CCB	1	12-JUL-2007	10:29:01			H1
81	CK2CCV	1	12-JUL-2007	12:49:45			H1
82	CK1CCB	1	12-JUL-2007	12:50:51			H1
83	J2MNMBT	1	12-JUL-2007	12:52:09	7193021	A7G110000	H1
84	J2N7PBT	1	12-JUL-2007	12:53:33	7193021	A7G120000	H1
85	J2N7PCT	1	12-JUL-2007	12:54:40	7193021	A7G120000	H1
86	J2N7PLT	1	12-JUL-2007	12:55:56	7193021	A7G120000	H1
87	J171ET	1	12-JUL-2007	12:57:01	7193021	A7G020153	H1
88	J2MM7BT	1	12-JUL-2007	12:58:07	7193022	A7G110000	H1

(continued)

#	WorkOrder	Dilution	Date	Time	Batch	Lot	Instrument
89	J2N7RBT	1	12-JUL-2007	12:59:13	7193022	A7G120000	H1
90	J2N7RCT	1	12-JUL-2007	13:00:18	7193022	A7G120000	H1
91	J2G1LT	1	12-JUL-2007	13:01:24	7193022	A7G070157	H1
92	J2DLKT	1	12-JUL-2007	13:02:44	7193022	A7G050224	H1
93	CK2CCV	1	12-JUL-2007	13:03:53			H1
94	CK1CCB	1	12-JUL-2007	13:05:19			H1
95	J2DLKTS	1	12-JUL-2007	13:06:50	7193022	A7G050224	H1
96	J2DLKTD	1	12-JUL-2007	13:08:35	7193022	A7G050224	H1
97	J2DLMT	1	12-JUL-2007	13:09:50	7193022	A7G050224	H1
98	J2KC4T	1	12-JUL-2007	13:10:55	7193022	A7G100184	H1
99	J2FHNT	1	12-JUL-2007	13:12:54	7193022	A7G060225	H1
100	J17NKT	1	12-JUL-2007	13:14:31	7193022	A7G020133	H1
101	J17NPT	1	12-JUL-2007	13:15:40	7193022	A7G020133	H1
102	J2KLRBE	1	12-JUL-2007	13:16:50	7193024	A7G100000	H1
103	J2N7XBE	1	12-JUL-2007	13:18:07	7193024	A7G120000	H1
104	J2N7XCE	1	12-JUL-2007	13:19:15	7193024	A7G120000	H1
105	CK2CCV	1	12-JUL-2007	13:20:35			H1
106	CK1CCB	1	12-JUL-2007	13:22:02			H1
107	J2JR0E	1	12-JUL-2007	13:23:08	7193024	A7G100119	H1
108	J2JRGE	1	12-JUL-2007	13:24:38	7193024	A7G100119	H1
109	J2JRME	1	12-JUL-2007	13:25:59	7193024	A7G100119	H1
110	J2JRPE	1	12-JUL-2007	13:27:03	7193024	A7G100119	H1
111	J2JRQE	1	12-JUL-2007	13:28:08	7193024	A7G100119	H1
112	J2JRRE	1	12-JUL-2007	13:30:06	7193024	A7G100119	H1
113	J2JRTE	1	12-JUL-2007	13:31:17	7193024	A7G100119	H1
114	J2JRVE	1	12-JUL-2007	13:33:17	7193024	A7G100119	H1
115	J2JRWE	1	12-JUL-2007	13:34:36	7193024	A7G100119	H1
116	J2JRWES	1	12-JUL-2007	13:35:44	7193024	A7G100119	H1
117	CK2CCV	1	12-JUL-2007	13:37:00			H1
118	CK1CCB	1	12-JUL-2007	13:38:18			H1
119	J2JRWED	1	12-JUL-2007	13:39:57	7193024	A7G100119	H1
120	J2LLKBE	1	12-JUL-2007	13:41:08	7193023	A7G110000	H1
121	J2N7VBE	1	12-JUL-2007	13:42:27	7193023	A7G120000	H1
122	J2N7VCE	1	12-JUL-2007	13:44:04	7193023	A7G120000	H1
123	J2JR2E	1	12-JUL-2007	13:45:25	7193023	A7G100119	H1
124	J2JR2ES	1	12-JUL-2007	13:46:42	7193023	A7G100119	H1
125	J2JR2ED	1	12-JUL-2007	13:48:08	7193023	A7G100119	H1
126	J2N7MB	1	12-JUL-2007	13:50:03	7193020	A7G120000	H1
127	J2N7MC	1	12-JUL-2007	13:51:11	7193020	A7G120000	H1
128	J2LK1	1	12-JUL-2007	13:52:50	7193020	A7G110101	H1
129	CK2CCV	1	12-JUL-2007	13:54:09			H1
130	CK1CCB	1	12-JUL-2007	13:55:37			H1
131	J2LK7	1	12-JUL-2007	13:56:54	7193020	A7G110101	H1
132	J2LK7X	1	12-JUL-2007	13:58:24	7193020	A7G110101	H1

(continued)

#	WorkOrder	Dilution	Date	Time	Batch	Lot	Instrument
133	J2LK7S	1	12-JUL-2007	13:59:32	7193020	A7G110101	H1
134	J2LK9	1	12-JUL-2007	14:02:08	7193020	A7G110101	H1
135	J2LKP	1	12-JUL-2007	14:03:26	7193020	A7G110101	H1
136	J2LKR	1	12-JUL-2007	14:04:32	7193020	A7G110101	H1
137	J2LKT	1	12-JUL-2007	14:05:37	7193020	A7G110101	H1
138	J2LKW	1	12-JUL-2007	14:06:46	7193020	A7G110101	H1
139	J2LLD	1	12-JUL-2007	14:08:22	7193020	A7G110101	H1
140	J2LLF	1	12-JUL-2007	14:09:28	7193020	A7G110101	H1
141	CK2CCV	1	12-JUL-2007	14:11:28			H1
142	CK1CCB	1	12-JUL-2007	14:12:36			H1
143	J2LLM	1	12-JUL-2007	14:13:50	7193020	A7G110101	H1
144	J2LLQ	1	12-JUL-2007	14:14:57	7193020	A7G110101	H1
145	J2LLT	1	12-JUL-2007	14:17:59	7193020	A7G110101	H1
146	CK2CCV	1	12-JUL-2007	14:20:27			H1
147	CK1CCB	1	12-JUL-2007	14:22:22			H1
148	J2LLX	1	12-JUL-2007	14:23:30	7193020	A7G110101	H1
149	J2N7KB	1	12-JUL-2007	14:24:49	7193019	A7G120000	H1
150	J2N7KC	1	12-JUL-2007	14:26:38	7193019	A7G120000	H1
151	J2M63	1	12-JUL-2007	14:27:46	7193019	A7G110290	H1
152	J2M63S	1	12-JUL-2007	14:29:26	7193019	A7G110290	H1
153	J2M63D	1	12-JUL-2007	14:31:34	7193019	A7G110290	H1
154	MDL	1	12-JUL-2007	14:33:01			H1
155	MDL	1	12-JUL-2007	14:34:32			H1
156	MDL	1	12-JUL-2007	14:35:38			H1
157	MDL	1	12-JUL-2007	14:38:15			H1
158	CK2CCV	1	12-JUL-2007	14:39:25			H1
159	CK1CCB	1	12-JUL-2007	14:40:43			H1
160	MDL	1	12-JUL-2007	14:42:40			H1
161	MDL	1	12-JUL-2007	14:44:36			H1
162	MDL	1	12-JUL-2007	14:46:34			H1
163	MDL	1	12-JUL-2007	14:48:21			H1
164	CK2CCV	1	12-JUL-2007	14:50:28			H1
165	CK1CCB	1	12-JUL-2007	14:51:36			H1
166	J2N7KC	1	12-JUL-2007	14:52:52	7193019	A7G120000	H1
167	CRA	1	12-JUL-2007	14:53:59			H1
168	CK2CCV	1	12-JUL-2007	14:56:43			H1
169	CK1CCB	1	12-JUL-2007	14:57:51			H1

End of Report

STL North Canton

Metals Data Reporting Form

Contract Required Detection Limit Standard

Instrument: CVAA **Units:** ug/L

Chart Number: hg10712b.prn **Acceptable Range:** 70% - 130%

Standard Source: Ultra **Standard ID:**

Element	WL/ Mass	True Conc	Ck3CRA\MRL 07/12/07 8:54 AM Found	% Rec	CRA 07/12/07 2:53 PM Found	% Rec	Found	% Rec	Found	% Rec	Found	% Rec
Mercury	253.7	0.2	0.21	**103.2**	0.28	**140.7**						

METHOD BLANK REPORT

TOTAL Metals

Client Lot #...: A7G110101 **Matrix.....:** WATER

PARAMETER	RESULT	REPORTING LIMIT	UNITS	METHOD	PREPARATION-ANALYSIS DATE	WORK ORDER #
MB Lot-Sample #: A7G120000-020 **Prep Batch #...:** 7193020						
Aluminum	ND	50.0	ug/L	SW846 6020	07/12-07/17/07	J2N7M1AE
		Dilution Factor: 1				
		Analysis Time..: 09:32		Analyst ID.....: 002260	Instrument ID..: I7	
Antimony	ND	2.0	ug/L	SW846 6020	07/12-07/17/07	J2N7M1AF
		Dilution Factor: 1				
		Analysis Time..: 09:32		Analyst ID.....: 002260	Instrument ID..: I7	
Arsenic	ND	5.0	ug/L	SW846 6010B	07/12-07/13/07	J2N7M1AM
		Dilution Factor: 1				
		Analysis Time..: 04:08		Analyst ID.....: 001887	Instrument ID..: I5	
Barium	**3.6 B**	**10.0**	**ug/L**	**SW846 6010B**	**07/12-07/13/07**	**J2N7M1AR**
		Dilution Factor: 1				
		Analysis Time..: 04:08		Analyst ID.....: 001887	Instrument ID..: I5	
Beryllium	ND	1.0	ug/L	SW846 6020	07/12-07/17/07	J2N7M1AG
		Dilution Factor: 1				
		Analysis Time..: 09:32		Analyst ID.....: 002260	Instrument ID..: I7	
Cadmium	**0.40 B**	**0.50**	**ug/L**	**SW846 6020**	**07/12-07/17/07**	**J2N7M1AH**
		Dilution Factor: 1				
		Analysis Time..: 09:32		Analyst ID.....: 002260	Instrument ID..: I7	
Calcium	**137 B**	**1000**	**ug/L**	**SW846 6010B**	**07/12-07/13/07**	**J2N7M1AT**
		Dilution Factor: 1				
		Analysis Time..: 04:08		Analyst ID.....: 001887	Instrument ID..: I5	
Chromium	ND	5.0	ug/L	SW846 6010B	07/12-07/13/07	J2N7M1AD
		Dilution Factor: 1				
		Analysis Time..: 04:08		Analyst ID.....: 001887	Instrument ID..: I5	
Cobalt	ND	5.0	ug/L	SW846 6010B	07/12-07/13/07	J2N7M1AU
		Dilution Factor: 1				
		Analysis Time..: 04:08		Analyst ID.....: 001887	Instrument ID..: I5	
Copper	ND	5.0	ug/L	SW846 6010B	07/12-07/13/07	J2N7M1AV
		Dilution Factor: 1				
		Analysis Time..: 04:08		Analyst ID.....: 001887	Instrument ID..: I5	
Iron	**35.1**	**20.0**	**ug/L**	**SW846 6020**	**07/12-07/17/07**	**J2N7M1AJ**
		Dilution Factor: 1				
		Analysis Time..: 09:32		Analyst ID.....: 002260	Instrument ID..: I7	

(Continued on next page)

METHOD BLANK REPORT

TOTAL Metals

Client Lot #...: A7G110101 **Matrix.....:** WATER

PARAMETER	RESULT	REPORTING LIMIT	UNITS	METHOD	PREPARATION-ANALYSIS DATE	WORK ORDER #
Lead	ND	3.0	ug/L	SW846 6010B	07/12-07/13/07	J2N7M1AN
		Dilution Factor: 1				
		Analysis Time..: 04:08		Analyst ID.....: 001887	Instrument ID..: I5	
Magnesium	ND	1000	ug/L	SW846 6010B	07/12-07/13/07	J2N7M1AW
		Dilution Factor: 1				
		Analysis Time..: 04:08		Analyst ID.....: 001887	Instrument ID..: I5	
Manganese	**1.2 B**	**10.0**	**ug/L**	**SW846 6010B**	**07/12-07/13/07**	**J2N7M1AX**
		Dilution Factor: 1				
		Analysis Time..: 04:08		Analyst ID.....: 001887	Instrument ID..: I5	
Mercury	ND	0.20	ug/L	SW846 7470A	07/12/07	J2N7M1AQ
		Dilution Factor: 1				
		Analysis Time..: 13:50		Analyst ID.....: 001086	Instrument ID..: H1	
Nickel	ND	10.0	ug/L	SW846 6010B	07/12-07/13/07	J2N7M1A0
		Dilution Factor: 1				
		Analysis Time..: 04:08		Analyst ID.....: 001887	Instrument ID..: I5	
Potassium	**163 B**	**1000**	**ug/L**	**SW846 6010B**	**07/12-07/13/07**	**J2N7M1A1**
		Dilution Factor: 1				
		Analysis Time..: 04:08		Analyst ID.....: 001887	Instrument ID..: I5	
Selenium	ND	5.0	ug/L	SW846 6010B	07/12-07/13/07	J2N7M1AP
		Dilution Factor: 1				
		Analysis Time..: 04:08		Analyst ID.....: 001887	Instrument ID..: I5	
Silver	ND	5.0	ug/L	SW846 6010B	07/12-07/13/07	J2N7M1A2
		Dilution Factor: 1				
		Analysis Time..: 04:08		Analyst ID.....: 001887	Instrument ID..: I5	
Sodium	ND	1000	ug/L	SW846 6010B	07/12-07/13/07	J2N7M1AA
		Dilution Factor: 1				
		Analysis Time..: 04:08		Analyst ID.....: 001887	Instrument ID..: I5	
Thallium	ND	1.0	ug/L	SW846 6020	07/12-07/17/07	J2N7M1AK
		Dilution Factor: 1				
		Analysis Time..: 09:32		Analyst ID.....: 002260	Instrument ID..: I7	
Vanadium	ND	10.0	ug/L	SW846 6010B	07/12-07/13/07	J2N7M1AC
		Dilution Factor: 1				
		Analysis Time..: 04:08		Analyst ID.....: 001887	Instrument ID..: I5	
Zinc	ND	10.0	ug/L	SW846 6020	07/12-07/17/07	J2N7M1AL
		Dilution Factor: 1				
		Analysis Time..: 09:32		Analyst ID.....: 002260	Instrument ID..: I7	

(Continued on next page)

METHOD BLANK REPORT

TOTAL Metals

Client Lot #...: A7G110101 Matrix.....: WATER

NOTE(S):

Calculations are performed before rounding to avoid round-off errors in calculated results.

B Estimated result. Result is less than RL.

Method Blank Outlier Report

Lab Reporting Batch : A7G110101
Lab ID: STLCAN
Analysis Method : 6010B
Analysis Date : 07/13/2007
Preparation Type : 3005A
Preparation Date : 07/12/2007
Method Blank Lab Sample ID : A7G120000020B
Preparation Batch : 7193020

Barium	Result	Reporting Limit	Units	Lab Qual	Comments
Method Blank Result:	3.6	10.0	ug/L	B	

Result less than 1/2 MRL, acceptable per LCG NO qual AM 9/6/07

Barium was qualified due to method blank contamination in the following associated samples:

Client Sample ID	Lab Sample ID	Dilution	Result	Lab Qual	Result Units
FWGBKGmw-004C-0460-GF	A7G110101019	1	17.1	J	ug/L
FWGBKGmw-008C-0463-GF	A7G110101017	1	4.4	B J	ug/L
FWGCBPmw-007C-0475-GF	A7G110101002	1	10.0	J	ug/L
FWGLL1mw-080C-0485-GF	A7G110101010	1	9.5	B J	ug/L

Calcium	Result	Reporting Limit	Units	Lab Qual	Comments
Method Blank Result:	137	1000	ug/L	B	

NO Qual; acceptable LCG Result less than 1/2 MRL AM

Calcium was qualified due to method blank contamination in the following associated samples:

Client Sample ID	Lab Sample ID	Dilution	Result	Lab Qual	Result Units
FWGEQUIPRinse2-0502-GW	A7G110101005	1	114	B J	ug/L

Manganese	Result	Reporting Limit	Units	Lab Qual	Comments
Method Blank Result:	1.2	10.0	ug/L	B	

Result less than 1/2 MRL acceptable per LCG NO qual AM

Manganese was qualified due to method blank contamination in the following associated samples:

Client Sample ID	Lab Sample ID	Dilution	Result	Lab Qual	Result Units
FWGBKGmw-004C-0460-GF	A7G110101019	1	0.98	B J	ug/L
FWGBKGmw-008C-0463-GF	A7G110101017	1	0.73	B J	ug/L

Potassium	Result	Reporting Limit	Units	Lab Qual	Comments
Method Blank Result:	163	1000	ug/L	B	

Result less than 1/2 MRL acceptable per LCG NO qual AM

Potassium was qualified due to method blank contamination in the following associated samples:

Client Sample ID	Lab Sample ID	Dilution	Result	Lab Qual	Result Units
FWGBKGmw-004C-0460-GF	A7G110101019	1	668	B J	ug/L
FWGBKGmw-008C-0463-GF	A7G110101017	1	519	B J	ug/L
FWGEQUIPRinse2-0502-GW	A7G110101005	1	159	B J	ug/L

Method Blank Outlier Report

Lab Reporting Batch : A7G110101 **Lab ID:** STLCAN
Analysis Method : 6020 **Analysis Date :** 07/17/2007
Preparation Type : 3005A **Preparation Date :** 07/12/2007
Method Blank Lab Sample ID : A7G120000020B **Preparation Batch :** 7193020

Cadmium	Result	Reporting Limit	Units	Lab Qual	Comments
Method Blank Result:	0.40	0.50	ug/L	B	

Cadmium contamination found in the method blank did not qualify any samples.

Iron	Result	Reporting Limit	Units	Lab Qual	Comments
Method Blank Result:	35.1	20.0	ug/L		

Iron was qualified due to method blank contamination in the following associated samples:

Client Sample ID	Lab Sample ID	Dilution	Result	Lab Qual	Result Units
FWGBKGmw-004C-0460-GF	A7G110101019	1	110	J	ug/L
FWGBKGmw-008C-0463-GF	A7G110101017	1	98.2	J	ug/L

Environmental Quality Mgt., Inc.

Client Sample ID: FWGEQUIPRinse1-0501-GW

TOTAL Metals

Lot-Sample #...: A7G100102-007 **Matrix.....:** WQ
Date Sampled...: 07/09/07 15:40 **Date Received..:** 07/10/07

PARAMETER	RESULT	REPORTING LIMIT	UNITS	METHOD	PREPARATION-ANALYSIS DATE	WORK ORDER #
Prep Batch #...: 7192018						
Silver	ND	5.0	ug/L	SW846 6010B	07/11-07/13/07	J2JL71A7
		Dilution Factor: 1		Analysis Time..: 02:54	Analyst ID.....: 001887	
		Instrument ID..: I5		MDL.....: 2.1		
Aluminum	ND	50.0	ug/L	SW846 6020	07/11-07/17/07	J2JL71AK
		Dilution Factor: 1		Analysis Time..: 08:53	Analyst ID.....: 002260	
		Instrument ID..: I7		MDL.....: 2.6		
Arsenic	ND	5.0	ug/L	SW846 6010B	07/11-07/13/07	J2JL71AT
		Dilution Factor: 1		Analysis Time..: 02:54	Analyst ID.....: 001887	
		Instrument ID..: I5		MDL.....: 4.3		
Barium	ND	10.0	ug/L	SW846 6010B	07/11-07/13/07	J2JL71AX
		Dilution Factor: 1		Analysis Time..: 02:54	Analyst ID.....: 001887	
		Instrument ID..: I5		MDL.....: 3.2		
Beryllium	ND	1.0	ug/L	SW846 6020	07/11-07/17/07	J2JL71AM
		Dilution Factor: 1		Analysis Time..: 08:53	Analyst ID.....: 002260	
		Instrument ID..: I7		MDL.....: 0.11		
Calcium	**744 B,J**	**1000**	**ug/L**	**SW846 6010B**	**07/11-07/13/07**	**J2JL71A0**
		Dilution Factor: 1		Analysis Time..: 02:54	Analyst ID.....: 001887	
		Instrument ID..: I5		MDL.....: 80.0		
Cadmium	ND	0.50	ug/L	SW846 6020	07/11-07/17/07	J2JL71AN
		Dilution Factor: 1		Analysis Time..: 08:53	Analyst ID.....: 002260	
		Instrument ID..: I7		MDL.....: 0.086		
Cobalt	ND	5.0	ug/L	SW846 6010B	07/11-07/13/07	J2JL71A1
		Dilution Factor: 1		Analysis Time..: 02:54	Analyst ID.....: 001887	
		Instrument ID..: I5		MDL.....: 1.2		
Chromium	ND	5.0	ug/L	SW846 6010B	07/11-07/13/07	J2JL71CA
		Dilution Factor: 1		Analysis Time..: 02:54	Analyst ID.....: 001887	
		Instrument ID..: I5		MDL.....: 1.6		
Copper	ND	5.0	ug/L	SW846 6010B	07/11-07/13/07	J2JL71A2
		Dilution Factor: 1		Analysis Time..: 02:54	Analyst ID.....: 001887	
		Instrument ID..: I5		MDL.....: 1.8		

(Continued on next page)

Environmental Quality Mgt., Inc.

Client Sample ID: FWGEQUIPRinse1-0501-GW

TOTAL Metals

Lot-Sample #...: A7G100102-007 Matrix.....: WQ

PARAMETER	RESULT	REPORTING LIMIT	UNITS	METHOD	PREPARATION-ANALYSIS DATE	WORK ORDER #
Iron	ND	20.0	ug/L	SW846 6020	07/11-07/17/07	J2JL71AP
		Dilution Factor: 1		Analysis Time..: 08:53	Analyst ID.....: 002260	
		Instrument ID..: I7		MDL.....: 12.0		
Mercury	ND	0.20	ug/L	SW846 7470A	07/11-07/12/07	J2JL71AW
		Dilution Factor: 1		Analysis Time..: 10:13	Analyst ID.....: 001086	
		Instrument ID..: H1		MDL.....: 0.090		
Potassium	**165 B,J**	**1000**	**ug/L**	**SW846 6010B**	**07/11-07/13/07**	**J2JL71A6**
		Dilution Factor: 1		Analysis Time..: 02:54	Analyst ID.....: 001887	
		Instrument ID..: I5		MDL.....: 54.0		
Magnesium	ND	1000	ug/L	SW846 6010B	07/11-07/13/07	J2JL71A3
		Dilution Factor: 1		Analysis Time..: 02:54	Analyst ID.....: 001887	
		Instrument ID..: I5		MDL.....: 86.0		
Manganese	**0.73 B,J**	**10.0**	**ug/L**	**SW846 6010B**	**07/11-07/13/07**	**J2JL71A4**
		Dilution Factor: 1		Analysis Time..: 02:54	Analyst ID.....: 001887	
		Instrument ID..: I5		MDL.....: 0.23		
Sodium	ND	1000	ug/L	SW846 6010B	07/11-07/13/07	J2JL71A8
		Dilution Factor: 1		Analysis Time..: 02:54	Analyst ID.....: 001887	
		Instrument ID..: I5		MDL.....: 410		
Nickel	ND	10.0	ug/L	SW846 6010B	07/11-07/13/07	J2JL71A5
		Dilution Factor: 1		Analysis Time..: 02:54	Analyst ID.....: 001887	
		Instrument ID..: I5		MDL.....: 1.4		
Lead	ND	3.0	ug/L	SW846 6010B	07/11-07/13/07	J2JL71AU
		Dilution Factor: 1		Analysis Time..: 02:54	Analyst ID.....: 001887	
		Instrument ID..: I5		MDL.....: 1.7		
Antimony	ND	2.0	ug/L	SW846 6020	07/11-07/17/07	J2JL71AL
		Dilution Factor: 1		Analysis Time..: 08:53	Analyst ID.....: 002260	
		Instrument ID..: I7		MDL.....: 0.065		
Selenium	ND	5.0	ug/L	SW846 6010B	07/11-07/13/07	J2JL71AV
		Dilution Factor: 1		Analysis Time..: 02:54	Analyst ID.....: 001887	
		Instrument ID..: I5		MDL.....: 2.4		

(Continued on next page)

Environmental Quality Mgt., Inc.

Client Sample ID: FWGEQUIPRinse1-0501-GW

TOTAL Metals

Lot-Sample #...: A7G100102-007 Matrix.....: WQ

PARAMETER	RESULT	REPORTING LIMIT	UNITS	METHOD	PREPARATION-ANALYSIS DATE	WORK ORDER #
Thallium	ND	1.0	ug/L	SW846 6020	07/11-07/17/07	J2JL71AQ
		Dilution Factor: 1		Analysis Time..: 08:53	Analyst ID.....: 002260	
		Instrument ID..: I7		MDL.....: 0.022		
Vanadium	ND	10.0	ug/L	SW846 6010B	07/11-07/13/07	J2JL71A9
		Dilution Factor: 1		Analysis Time..: 02:54	Analyst ID.....: 001887	
		Instrument ID..: I5		MDL.....: 1.9		
Zinc	ND	10.0	ug/L	SW846 6020	07/11-07/17/07	J2JL71AR
		Dilution Factor: 1		Analysis Time..: 08:53	Analyst ID.....: 002260	
		Instrument ID..: I7		MDL.....: 2.3		

NOTE(S):

B Estimated result. Result is less than RL.

J Method blank contamination. The associated method blank contains the target analyte at a reportable level.

LABORATORY CONTROL SAMPLE EVALUATION REPORT

TOTAL Metals

Client Lot #...: A7G110101 **Matrix.....:** WATER

PARAMETER	PERCENT RECOVERY	RECOVERY LIMITS	METHOD	PREPARATION-ANALYSIS DATE	WORK ORDER #
LCS Lot-Sample#: A7G120000-020 **Prep Batch #...:** 7193020					
Sodium	103	(80 - 120)	SW846 6010B	07/12-07/13/07	J2N7M1A3
		Dilution Factor: 1	Analysis Time..: 04:12	Analyst ID.....: 001887	
		Instrument ID..: I5			
Vanadium	99	(80 - 120)	SW846 6010B	07/12-07/13/07	J2N7M1A4
		Dilution Factor: 1	Analysis Time..: 04:12	Analyst ID.....: 001887	
		Instrument ID..: I5			
Chromium	103	(80 - 120)	SW846 6010B	07/12-07/13/07	J2N7M1A5
		Dilution Factor: 1	Analysis Time..: 04:12	Analyst ID.....: 001887	
		Instrument ID..: I5			
Aluminum	108	(70 - 118)	SW846 6020	07/12-07/17/07	J2N7M1A6
		Dilution Factor: 1	Analysis Time..: 09:35	Analyst ID.....: 002260	
		Instrument ID..: I7			
Antimony	92	(62 - 110)	SW846 6020	07/12-07/17/07	J2N7M1A7
		Dilution Factor: 1	Analysis Time..: 09:35	Analyst ID.....: 002260	
		Instrument ID..: I7			
Beryllium	110	(86 - 113)	SW846 6020	07/12-07/17/07	J2N7M1A8
		Dilution Factor: 1	Analysis Time..: 09:35	Analyst ID.....: 002260	
		Instrument ID..: I7			
Cadmium	105	(82 - 116)	SW846 6020	07/12-07/17/07	J2N7M1A9
		Dilution Factor: 1	Analysis Time..: 09:35	Analyst ID.....: 002260	
		Instrument ID..: I7			
Iron	110	(72 - 115)	SW846 6020	07/12-07/17/07	J2N7M1CA
		Dilution Factor: 1	Analysis Time..: 09:35	Analyst ID.....: 002260	
		Instrument ID..: I7			
Thallium	107	(69 - 114)	SW846 6020	07/12-07/17/07	J2N7M1CC
		Dilution Factor: 1	Analysis Time..: 09:35	Analyst ID.....: 002260	
		Instrument ID..: I7			
Zinc	110	(90 - 127)	SW846 6020	07/12-07/17/07	J2N7M1CD
		Dilution Factor: 1	Analysis Time..: 09:35	Analyst ID.....: 002260	
		Instrument ID..: I7			

(Continued on next page)

LABORATORY CONTROL SAMPLE EVALUATION REPORT

TOTAL Metals

Client Lot #...: A7G110101 **Matrix.....:** WATER

PARAMETER	PERCENT RECOVERY	RECOVERY LIMITS	METHOD	PREPARATION-ANALYSIS DATE	WORK ORDER #
Arsenic	106	(80 - 120)	SW846 6010B	07/12-07/13/07	J2N7M1CE
		Dilution Factor: 1	Analysis Time..: 04:12	Analyst ID.....: 001887	
		Instrument ID..: I5			
Lead	101	(80 - 120)	SW846 6010B	07/12-07/13/07	J2N7M1CF
		Dilution Factor: 1	Analysis Time..: 04:12	Analyst ID.....: 001887	
		Instrument ID..: I5			
Selenium	103	(80 - 120)	SW846 6010B	07/12-07/13/07	J2N7M1CG
		Dilution Factor: 1	Analysis Time..: 04:12	Analyst ID.....: 001887	
		Instrument ID..: I5			
Mercury	113	(82 - 131)	SW846 7470A	07/12/07	J2N7M1CH
		Dilution Factor: 1	Analysis Time..: 13:51	Analyst ID.....: 001086	
		Instrument ID..: H1			
Barium	100	(80 - 120)	SW846 6010B	07/12-07/13/07	J2N7M1CJ
		Dilution Factor: 1	Analysis Time..: 04:12	Analyst ID.....: 001887	
		Instrument ID..: I5			
Calcium	104	(80 - 120)	SW846 6010B	07/12-07/13/07	J2N7M1CK
		Dilution Factor: 1	Analysis Time..: 04:12	Analyst ID.....: 001887	
		Instrument ID..: I5			
Cobalt	102	(80 - 120)	SW846 6010B	07/12-07/13/07	J2N7M1CL
		Dilution Factor: 1	Analysis Time..: 04:12	Analyst ID.....: 001887	
		Instrument ID..: I5			
Copper	105	(80 - 120)	SW846 6010B	07/12-07/13/07	J2N7M1CM
		Dilution Factor: 1	Analysis Time..: 04:12	Analyst ID.....: 001887	
		Instrument ID..: I5			
Magnesium	104	(80 - 120)	SW846 6010B	07/12-07/13/07	J2N7M1CN
		Dilution Factor: 1	Analysis Time..: 04:12	Analyst ID.....: 001887	
		Instrument ID..: I5			
Manganese	103	(80 - 120)	SW846 6010B	07/12-07/13/07	J2N7M1CP
		Dilution Factor: 1	Analysis Time..: 04:12	Analyst ID.....: 001887	
		Instrument ID..: I5			
Nickel	103	(80 - 120)	SW846 6010B	07/12-07/13/07	J2N7M1CQ
		Dilution Factor: 1	Analysis Time..: 04:12	Analyst ID.....: 001887	
		Instrument ID..: I5			

(Continued on next page)

LABORATORY CONTROL SAMPLE EVALUATION REPORT

TOTAL Metals

Client Lot #...: A7G110101 **Matrix.....:** WATER

PARAMETER	PERCENT RECOVERY	RECOVERY LIMITS	METHOD	PREPARATION-ANALYSIS DATE	WORK ORDER #
Potassium	105	(80 - 120)	SW846 6010B	07/12-07/13/07	J2N7M1CR
		Dilution Factor: 1	Analysis Time..: 04:12	Analyst ID.....: 001887	
		Instrument ID..: I5			
Silver	118	(80 - 120)	SW846 6010B	07/12-07/13/07	J2N7M1CT
		Dilution Factor: 1	Analysis Time..: 04:12	Analyst ID.....: 001887	
		Instrument ID..: I5			

NOTE(S):

Calculations are performed before rounding to avoid round-off errors in calculated results.

MATRIX SPIKE SAMPLE EVALUATION REPORT

TOTAL Metals

Client Lot #...: A7G110101 **Matrix.....:** WG
Date Sampled...: 07/10/07 09:15 **Date Received..:** 07/11/07

PARAMETER	PERCENT RECOVERY	RECOVERY LIMITS	METHOD	PREPARATION-ANALYSIS DATE	WORK ORDER #
MS Lot-Sample #: A7G110101-013 **Prep Batch #...:** 7193020					
Aluminum	104	(70 - 130)	SW846 6020	07/12-07/17/07	J2LK71AM
		Dilution Factor: 1	Analysis Time..: 10:03	Instrument ID..: I7	
		Analyst ID.....: 002260			
Antimony	87	(70 - 130)	SW846 6020	07/12-07/17/07	J2LK71AQ
		Dilution Factor: 1	Analysis Time..: 10:03	Instrument ID..: I7	
		Analyst ID.....: 002260			
Arsenic	106	(75 - 125)	SW846 6010B	07/12-07/13/07	J2LK71CC
		Dilution Factor: 1	Analysis Time..: 05:02	Instrument ID..: I5	
		Analyst ID.....: 001887			
Barium	100	(75 - 125)	SW846 6010B	07/12-07/13/07	J2LK71CQ
		Dilution Factor: 1	Analysis Time..: 05:02	Instrument ID..: I5	
		Analyst ID.....: 001887			
Beryllium	102	(70 - 130)	SW846 6020	07/12-07/17/07	J2LK71AU
		Dilution Factor: 1	Analysis Time..: 10:03	Instrument ID..: I7	
		Analyst ID.....: 002260			
Cadmium	97	(70 - 130)	SW846 6020	07/12-07/17/07	J2LK71AX
		Dilution Factor: 1	Analysis Time..: 10:03	Instrument ID..: I7	
		Analyst ID.....: 002260			
Calcium	95	(75 - 125)	SW846 6010B	07/12-07/13/07	J2LK71CU
		Dilution Factor: 1	Analysis Time..: 05:02	Instrument ID..: I5	
		Analyst ID.....: 001887			
Chromium	101	(75 - 125)	SW846 6010B	07/12-07/13/07	J2LK71AJ
		Dilution Factor: 1	Analysis Time..: 05:02	Instrument ID..: I5	
		Analyst ID.....: 001887			
Cobalt	101	(75 - 125)	SW846 6010B	07/12-07/13/07	J2LK71CX
		Dilution Factor: 1	Analysis Time..: 05:02	Instrument ID..: I5	
		Analyst ID.....: 001887			
Copper	105	(75 - 125)	SW846 6010B	07/12-07/13/07	J2LK71C2
		Dilution Factor: 1	Analysis Time..: 05:02	Instrument ID..: I5	
		Analyst ID.....: 001887			

(Continued on next page)

MATRIX SPIKE SAMPLE EVALUATION REPORT

TOTAL Metals

Client Lot #...: A7G110101 **Matrix.....:** WG
Date Sampled...: 07/10/07 09:15 **Date Received..:** 07/11/07

PARAMETER	PERCENT RECOVERY	RECOVERY LIMITS	METHOD	PREPARATION-ANALYSIS DATE	WORK ORDER #
Iron	85	(70 - 130)	SW846 6020	07/12-07/17/07	J2LK71A2
		Dilution Factor: 1	Analysis Time..: 10:03	Instrument ID..: I7	
		Analyst ID.....: 002260			
Lead	100	(75 - 125)	SW846 6010B	07/12-07/13/07	J2LK71CF
		Dilution Factor: 1	Analysis Time..: 05:02	Instrument ID..: I5	
		Analyst ID.....: 001887			
Magnesium	104	(75 - 125)	SW846 6010B	07/12-07/13/07	J2LK71C5
		Dilution Factor: 1	Analysis Time..: 05:02	Instrument ID..: I5	
		Analyst ID.....: 001887			
Manganese	101	(75 - 125)	SW846 6010B	07/12-07/13/07	J2LK71C8
		Dilution Factor: 1	Analysis Time..: 05:02	Instrument ID..: I5	
		Analyst ID.....: 001887			
Mercury	99	(68 - 149)	SW846 7470A	07/12/07	J2LK71CM
		Dilution Factor: 1	Analysis Time..: 13:56	Instrument ID..: H1	
		Analyst ID.....: 001086			
Nickel	101	(75 - 125)	SW846 6010B	07/12-07/13/07	J2LK71DC
		Dilution Factor: 1	Analysis Time..: 05:02	Instrument ID..: I5	
		Analyst ID.....: 001887			
Potassium	108	(75 - 125)	SW846 6010B	07/12-07/13/07	J2LK71DF
		Dilution Factor: 1	Analysis Time..: 05:02	Instrument ID..: I5	
		Analyst ID.....: 001887			
Selenium	102	(75 - 125)	SW846 6010B	07/12-07/13/07	J2LK71CJ
		Dilution Factor: 1	Analysis Time..: 05:02	Instrument ID..: I5	
		Analyst ID.....: 001887			
Silver	119	(75 - 125)	SW846 6010B	07/12-07/13/07	J2LK71DJ
		Dilution Factor: 1	Analysis Time..: 05:02	Instrument ID..: I5	
		Analyst ID.....: 001887			
Sodium	103	(75 - 125)	SW846 6010B	07/12-07/13/07	J2LK71AC
		Dilution Factor: 1	Analysis Time..: 05:02	Instrument ID..: I5	
		Analyst ID.....: 001887			
Thallium	98	(70 - 130)	SW846 6020	07/12-07/17/07	J2LK71A5
		Dilution Factor: 1	Analysis Time..: 10:03	Instrument ID..: I7	
		Analyst ID.....: 002260			

(Continued on next page)

MATRIX SPIKE SAMPLE EVALUATION REPORT

TOTAL Metals

Client Lot #...: A7G110101 **Matrix.....:** WG
Date Sampled...: 07/10/07 09:15 **Date Received..:** 07/11/07

PARAMETER	PERCENT RECOVERY	RECOVERY LIMITS	METHOD	PREPARATION-ANALYSIS DATE	WORK ORDER #
Vanadium	97	(75 - 125)	SW846 6010B	07/12-07/13/07	J2LK71AF
		Dilution Factor: 1	Analysis Time..: 05:02	Instrument ID..: I5	
		Analyst ID.....: 001887			
Zinc	97	(70 - 130)	SW846 6020	07/12-07/17/07	J2LK71A8
		Dilution Factor: 1	Analysis Time..: 10:03	Instrument ID..: I7	
		Analyst ID.....: 002260			

NOTE(S):

Calculations are performed before rounding to avoid round-off errors in calculated results.

SAMPLE DUPLICATE EVALUATION REPORT

Metals

Client Lot #...: A7G110101 **Work Order #...:** J2LK7-SMP J2LK7-DUP **Matrix.....:** WG

Date Sampled...: 07/10/07 09:15 **Date Received..:** 07/11/07

PARAM	RESULT	DUPLICATE RESULT	UNITS	RPD	RPD LIMIT	METHOD	PREPARATION-ANALYSIS DATE	PREP BATCH #
Silver						SD Lot-Sample #: A7G110101-013		
	ND	ND	ug/L	0	(0-20)	SW846 6010B	07/12-07/13/07	7193020
			Dilution Factor: 1			Analysis Time..: 05:02	Analyst ID.....: 001887	
			Instrument ID..: I5					
Aluminum						SD Lot-Sample #: A7G110101-013		
	ND	ND	ug/L	0	(0-20)	SW846 6020	07/12-07/17/07	7193020
			Dilution Factor: 1			Analysis Time..: 10:03	Analyst ID.....: 002260	
			Instrument ID..: I7					
Arsenic						SD Lot-Sample #: A7G110101-013		
	33.3	30.8	ug/L	7.8	(0-20)	SW846 6010B	07/12-07/13/07	7193020
			Dilution Factor: 1			Analysis Time..: 05:02	Analyst ID.....: 001887	
			Instrument ID..: I5					
Barium						SD Lot-Sample #: A7G110101-013		
	71.8 J	72.9	ug/L	1.6	(0-20)	SW846 6010B	07/12-07/13/07	7193020
			Dilution Factor: 1			Analysis Time..: 05:02	Analyst ID.....: 001887	
			Instrument ID..: I5					
Beryllium						SD Lot-Sample #: A7G110101-013		
	ND	ND	ug/L	0	(0-20)	SW846 6020	07/12-07/17/07	7193020
			Dilution Factor: 1			Analysis Time..: 10:03	Analyst ID.....: 002260	
			Instrument ID..: I7					
Calcium						SD Lot-Sample #: A7G110101-013		
	115000 J	117000	ug/L	1.8	(0-20)	SW846 6010B	07/12-07/13/07	7193020
			Dilution Factor: 1			Analysis Time..: 05:02	Analyst ID.....: 001887	
			Instrument ID..: I5					
Cadmium						SD Lot-Sample #: A7G110101-013		
	ND	ND	ug/L	0	(0-20)	SW846 6020	07/12-07/17/07	7193020
			Dilution Factor: 1			Analysis Time..: 10:03	Analyst ID.....: 002260	
			Instrument ID..: I7					
Cobalt						SD Lot-Sample #: A7G110101-013		
	ND	ND	ug/L	0	(0-20)	SW846 6010B	07/12-07/13/07	7193020
			Dilution Factor: 1			Analysis Time..: 05:02	Analyst ID.....: 001887	
			Instrument ID..: I5					
Chromium						SD Lot-Sample #: A7G110101-013		
	ND	ND	ug/L	0	(0-20)	SW846 6010B	07/12-07/13/07	7193020
			Dilution Factor: 1			Analysis Time..: 05:02	Analyst ID.....: 001887	
			Instrument ID..: I5					

(Continued on next page)

SAMPLE DUPLICATE EVALUATION REPORT

Metals

Lot-Sample #...: A7G110101-000 **Work Order #...:** J2LK7-SMP J2LK7-DUP **Matrix.....:** WG

PARAM	RESULT	DUPLICATE RESULT	UNITS	RPD	RPD LIMIT	METHOD	PREPARATION-ANALYSIS DATE	PREP BATCH #
Copper						SD Lot-Sample #: A7G110101-013		
	ND	ND	ug/L	0	(0-20)	SW846 6010B	07/12-07/13/07	7193020
		Dilution Factor: 1				Analysis Time..: 05:02	Analyst ID.....: 001887	
		Instrument ID..: I5						
Iron						SD Lot-Sample #: A7G110101-013		
	1670 J	1630	ug/L	2.7	(0-20)	SW846 6020	07/12-07/17/07	7193020
		Dilution Factor: 1				Analysis Time..: 10:03	Analyst ID.....: 002260	
		Instrument ID..: I7						
Mercury						SD Lot-Sample #: A7G110101-013		
	ND	ND	ug/L	0	(0-20)	SW846 7470A	07/12/07	7193020
		Dilution Factor: 1				Analysis Time..: 13:56	Analyst ID.....: 001086	
		Instrument ID..: H1						
Potassium						SD Lot-Sample #: A7G110101-013		
	3800 J	3870	ug/L	1.7	(0-20)	SW846 6010B	07/12-07/13/07	7193020
		Dilution Factor: 1				Analysis Time..: 05:02	Analyst ID.....: 001887	
		Instrument ID..: I5						
Magnesium						SD Lot-Sample #: A7G110101-013		
	46100	47000	ug/L	1.9	(0-20)	SW846 6010B	07/12-07/13/07	7193020
		Dilution Factor: 1				Analysis Time..: 05:02	Analyst ID.....: 001887	
		Instrument ID..: I5						
Manganese						SD Lot-Sample #: A7G110101-013		
	74.1 J	75.2	ug/L	1.5	(0-20)	SW846 6010B	07/12-07/13/07	7193020
		Dilution Factor: 1				Analysis Time..: 05:02	Analyst ID.....: 001887	
		Instrument ID..: I5						
Sodium						SD Lot-Sample #: A7G110101-013		
	17600	17900	ug/L	1.9	(0-20)	SW846 6010B	07/12-07/13/07	7193020
		Dilution Factor: 1				Analysis Time..: 05:02	Analyst ID.....: 001887	
		Instrument ID..: I5						
Nickel						SD Lot-Sample #: A7G110101-013		
	ND	ND	ug/L	0	(0-20)	SW846 6010B	07/12-07/13/07	7193020
		Dilution Factor: 1				Analysis Time..: 05:02	Analyst ID.....: 001887	
		Instrument ID..: I5						
Lead						SD Lot-Sample #: A7G110101-013		
	ND	ND	ug/L	0	(0-20)	SW846 6010B	07/12-07/13/07	7193020
		Dilution Factor: 1				Analysis Time..: 05:02	Analyst ID.....: 001887	
		Instrument ID..: I5						

(Continued on next page)

SAMPLE DUPLICATE EVALUATION REPORT

Metals

Lot-Sample #...: A7G110101-000 **Work Order #...:** J2LK7-SMP J2LK7-DUP **Matrix.....:** WG

PARAM	RESULT	DUPLICATE RESULT	UNITS	RPD	RPD LIMIT	METHOD	PREPARATION-ANALYSIS DATE	PREP BATCH #
Antimony						SD Lot-Sample #: A7G110101-013		
	ND	ND	ug/L	0	(0-20)	SW846 6020	07/12-07/17/07	7193020
		Dilution Factor: 1				Analysis Time..: 10:03	Analyst ID.....: 002260	
		Instrument ID..: I7						
Selenium						SD Lot-Sample #: A7G110101-013		
	ND	ND	ug/L	0	(0-20)	SW846 6010B	07/12-07/13/07	7193020
		Dilution Factor: 1				Analysis Time..: 05:02	Analyst ID.....: 001887	
		Instrument ID..: I5						
Thallium						SD Lot-Sample #: A7G110101-013		
	ND	ND	ug/L	0	(0-20)	SW846 6020	07/12-07/17/07	7193020
		Dilution Factor: 1				Analysis Time..: 10:03	Analyst ID.....: 002260	
		Instrument ID..: I7						
Vanadium						SD Lot-Sample #: A7G110101-013		
	ND	ND	ug/L	0	(0-20)	SW846 6010B	07/12-07/13/07	7193020
		Dilution Factor: 1				Analysis Time..: 05:02	Analyst ID.....: 001887	
		Instrument ID..: I5						
Zinc						SD Lot-Sample #: A7G110101-013		
	5.3 B	5.1 B	ug/L	4.6	(0-20)	SW846 6020	07/12-07/17/07	7193020
		Dilution Factor: 1				Analysis Time..: 10:03	Analyst ID.....: 002260	
		Instrument ID..: I7						

NOTE(S):

Calculations are performed before rounding to avoid round-off errors in calculated results.

J Method blank contamination. The associated method blank contains the target analyte at a reportable level.

B Estimated result. Result is less than RL.

Environmental Quality Mgt., Inc.

Client Sample ID: FWGCBPmw-007C-0475-GW

Dissolved HPLC

Lot-Sample #...:	A7G110101-001	**Work Order #...:**	J2LKL1AJ	**Matrix.....:**	WG
Date Sampled...:	07/10/07 09:00	**Date Received..:**	07/11/07		
Prep Date.....:	07/16/07	**Analysis Date..:**	07/20/07		
Prep Batch #...:	7197402				
Dilution Factor:	1	**Method.....:**	SW846 8330 (Modif		

PARAMETER	RESULT	REPORTING LIMIT	UNITS	MDL
Nitroguanidine	ND	20	ug/L	9.7

Environmental Quality Mgt., Inc.

Client Sample ID: FWGCBPmw-006C-0474-GW

Dissolved HPLC

Lot-Sample #...:	A7G110101-003	**Work Order #...:**	J2LKQ1AJ	**Matrix.....:**	WG
Date Sampled...:	07/10/07 12:35	**Date Received..:**	07/11/07		
Prep Date.....:	07/16/07	**Analysis Date..:**	07/20/07		
Prep Batch #...:	7197402				
Dilution Factor:	1	**Method.....:**	SW846 8330 (Modif		

PARAMETER	RESULT	REPORTING LIMIT	UNITS	MDL
Nitroguanidine	ND	20	ug/L	9.7

Environmental Quality Mgt., Inc.

Client Sample ID: FWGEQUIPRinse2-0502-GW

Dissolved HPLC

Lot-Sample #...:	A7G110101-005	**Work Order #...:**	J2LKT1AJ	**Matrix.....:**	WQ
Date Sampled...:	07/10/07 11:10	**Date Received..:**	07/11/07		
Prep Date.....:	07/16/07	**Analysis Date..:**	07/20/07		
Prep Batch #...:	7197402				
Dilution Factor:	1	**Method.....:**	SW846 8330 (Modif		

PARAMETER	RESULT	REPORTING LIMIT	UNITS	MDL
Nitroguanidine	ND	20	ug/L	9.7

Environmental Quality Mgt., Inc.

Client Sample ID: FWGBKGmw-012C-0465-GW

Dissolved HPLC

Lot-Sample #...:	A7G110101-006	**Work Order #...:**	J2LKV1AJ	**Matrix.....:**	WG
Date Sampled...:	07/10/07 14:25	**Date Received..:**	07/11/07		
Prep Date.....:	07/16/07	**Analysis Date..:**	07/20/07		
Prep Batch #...:	7197402				
Dilution Factor:	1	**Method.....:**	SW846 8330 (Modif		

PARAMETER	RESULT	REPORTING LIMIT	UNITS	MDL
Nitroguanidine	ND	20	ug/L	9.7

Environmental Quality Mgt., Inc.

Client Sample ID: FWGLL1mw-080C-0485-GW

Dissolved HPLC

Lot-Sample #...:	A7G110101-009	**Work Order #...:**	J2LK01AJ	**Matrix.....:**	WG
Date Sampled...:	07/09/07 18:40	**Date Received..:**	07/11/07		
Prep Date.....:	07/16/07	**Analysis Date..:**	07/20/07		
Prep Batch #...:	7197402				
Dilution Factor:	1	**Method.....:**	SW846 8330 (Modif		

PARAMETER	RESULT	REPORTING LIMIT	UNITS	MDL
Nitroguanidine	ND	20	ug/L	9.7

Environmental Quality Mgt., Inc.

Client Sample ID: FWGLL12mw-183C-0482-GW

Dissolved HPLC

Lot-Sample #...:	A7G110101-012	**Work Order #...:**	J2LK41A1	**Matrix.....:**	WG
Date Sampled...:	07/10/07 09:15	**Date Received..:**	07/11/07		
Prep Date.....:	07/16/07	**Analysis Date..:**	07/20/07		
Prep Batch #...:	7197402				
Dilution Factor:	1	**Method.....:**	SW846 8330 (Modif		

PARAMETER	RESULT	REPORTING LIMIT	UNITS	MDL
Nitroguanidine	ND	20	ug/L	9.7

Environmental Quality Mgt., Inc.

Client Sample ID: FWGLL12mw-186C-0483-GW

Dissolved HPLC

Lot-Sample #...:	A7G110101-014	**Work Order #...:**	J2LK81AA	**Matrix.....:**	WG
Date Sampled...:	07/10/07 12:15	**Date Received..:**	07/11/07		
Prep Date.....:	07/16/07	**Analysis Date..:**	07/20/07		
Prep Batch #...:	7197402				
Dilution Factor:	1	**Method.....:**	SW846 8330 (Modif		

PARAMETER	RESULT	REPORTING LIMIT	UNITS	MDL
Nitroguanidine	ND	20	ug/L	9.7

Environmental Quality Mgt., Inc.

Client Sample ID: FWGBKGmw-008C-0463-GW

Dissolved HPLC

Lot-Sample #...:	A7G110101-016	**Work Order #...:**	J2LLC1AJ	**Matrix.....:**	WG
Date Sampled...:	07/10/07 14:05	**Date Received..:**	07/11/07		
Prep Date.....:	07/16/07	**Analysis Date..:**	07/20/07		
Prep Batch #...:	7197402				
Dilution Factor:	1	**Method.....:**	SW846 8330 (Modif		

PARAMETER	RESULT	REPORTING LIMIT	UNITS	MDL
Nitroguanidine	ND	20	ug/L	9.7

Environmental Quality Mgt., Inc.

Client Sample ID: FWGBKGmw-004C-0460-GW

Dissolved HPLC

Lot-Sample #...:	A7G110101-018	**Work Order #...:**	J2LLE1AJ	**Matrix.....:**	WG
Date Sampled...:	07/10/07 15:30	**Date Received..:**	07/11/07		
Prep Date.....:	07/16/07	**Analysis Date..:**	07/20/07		
Prep Batch #...:	7197402				
Dilution Factor:	1	**Method.....:**	SW846 8330 (Modif		

PARAMETER	RESULT	REPORTING LIMIT	UNITS	MDL
Nitroguanidine	ND	20	ug/L	9.7

Environmental Quality Mgt., Inc.

Client Sample ID: FWGLL12mw-182C-0481-GW

Dissolved HPLC

Lot-Sample #...: A7G110101-021 Work Order #...: J2LLH1AK Matrix.....: WG
Date Sampled...: 07/10/07 09:05 Date Received..: 07/11/07
Prep Date.....: 07/16/07 Analysis Date..: 07/20/07
Prep Batch #...: 7197402
Dilution Factor: 1 Method.....: SW846 8330 (Modif

PARAMETER	RESULT	REPORTING LIMIT	UNITS	MDL
Nitroguanidine	ND	20	ug/L	9.7

Environmental Quality Mgt., Inc.

Client Sample ID: FWGLL12mw-DUP2-0498-GW

Dissolved HPLC

Lot-Sample #...: A7G110101-023	**Work Order #...:** J2LLN1AK	**Matrix.....:** WG	
Date Sampled...: 07/10/07 09:05	**Date Received..:** 07/11/07		
Prep Date.....: 07/16/07	**Analysis Date..:** 07/20/07		
Prep Batch #...: 7197402			
Dilution Factor: 1	**Method.....:** SW846 8330 (Modif		

PARAMETER	RESULT	REPORTING LIMIT	UNITS	MDL
Nitroguanidine	ND	20	ug/L	9.7

Environmental Quality Mgt., Inc.

Client Sample ID: FWGLL12mw-153C-0480-GW

Dissolved HPLC

Lot-Sample #...: A7G110101-025 **Work Order #...:** J2LLR1AK **Matrix.....:** WG
Date Sampled...: 07/10/07 12:01 **Date Received..:** 07/11/07
Prep Date.....: 07/16/07 **Analysis Date..:** 07/20/07
Prep Batch #...: 7197402
Dilution Factor: 1 **Method.....:** SW846 8330 (Modif

PARAMETER	RESULT	REPORTING LIMIT	UNITS	MDL
Nitroguanidine	ND	20	ug/L	9.7

Environmental Quality Mgt., Inc.

Client Sample ID: FWGBKGmw-021C-0473-GW

Dissolved HPLC

Lot-Sample #...:	A7G110101-027	**Work Order #...:**	J2LLV1AJ	**Matrix.....:**	WG
Date Sampled...:	07/10/07 14:10	**Date Received..:**	07/11/07		
Prep Date.....:	07/16/07	**Analysis Date..:**	07/20/07		
Prep Batch #...:	7197402				
Dilution Factor:	1	**Method.....:**	SW846 8330 (Modif		

PARAMETER	RESULT	REPORTING LIMIT	UNITS	MDL
Nitroguanidine	ND	20	ug/L	9.7

****

Varian Star Workstation - RecalcList Fri Jul 20 17:18:52 2007

RecalcList: C:\Star\Sample list\NQ-07.19.2007.RCL

Created: Thu Jul 19 14:16:32 2007
Modified: Fri Jul 20 17:02:57 2007

PDA-1 NQ Analysis 21 July 2007

****

SAC-CC-0010

Line	Sample Type	Sample Name	Data F
1	Verification	PRIMER	nq-7-19-2007=14;26;36-primer.
2	Verification	PRIMER	nq-7-19-2007=14;47;15-primer.
3	Verification	PRIMER	nq-7-19-2007=15;07;55-primer.
4	Verification	PRIMER	nq-7-19-2007=15;28;34-primer.
5	Verification	PRIMER	nq-7-19-2007=15;49;13-primer.
6	Verification	PRIMER	nq-7-19-2007=16;09;52-primer.
7	Analysis	Water blank	nq-7-19-2007=16;30;34-water blank.
8	Verification	E070427E L4 CCV	nq-7-19-2007=16;51;16-e070427e l4 ccv.
9	Analysis	NQ SOIL QC	nq-7-19-2007=17;11;57-nq soil qc.
10	Analysis	G7G110000-244-MB	nq-7-19-2007=17;32;37-g7g110000-244-mb.
11	Analysis	G7G110000-244-LCS	nq-7-19-2007=17;53;16-g7g110000-244-lcs.
12	Analysis	D7G030321-1	nq-7-19-2007=18;13;54-d7g030321-1.
13	Analysis	D7G030321-2	nq-7-19-2007=18;34;34-d7g030321-2.
14	Analysis	D7G030321-2MS	nq-7-19-2007=18;55;13-d7g030321-2ms.
15	Analysis	D7G030321-2MSD	nq-7-19-2007=19;15;52-d7g030321-2msd.
16	Analysis	D7G030321-3	nq-7-19-2007=19;36;30-d7g030321-3.
17	Analysis	D7G030321-4	nq-7-19-2007=19;57;08-d7g030321-4.
18	Analysis	D7G030321-5	nq-7-19-2007=20;17;47-d7g030321-5.
19	Verification	E070427F L5 CCV	nq-7-19-2007=20;38;33-e070427f l5 ccv.
20	Verification	E070427B L1 CCV	nq-7-19-2007=20;59;12-e070427b l1 ccv.
21	Analysis	G7G130000-473-MB	nq-7-19-2007=21;19;52-g7g130000-473-mb.
22	Analysis	G7G130000-473-LCS	nq-7-19-2007=21;40;32-g7g130000-473-lcs.
23	Analysis	A7G030401-1	nq-7-19-2007=22;01;10-a7g030401-1.
24	Analysis	A7G030401-2	nq-7-19-2007=22;21;48-a7g030401-2.
25	Analysis	A7G030401-3	nq-7-19-2007=22;42;28-a7g030401-3.
26	Analysis	A7G100102-1	nq-7-19-2007=23;03;06-a7g100102-1.
27	Analysis	A7G100102-3	nq-7-19-2007=23;23;46-a7g100102-3.
28	Analysis	A7G100102-5	nq-7-19-2007=23;44;25-a7g100102-5.
29	Analysis	A7G100102-7	nq-7-20-2007=00;05;05-a7g100102-7.
30	Verification	E070427E L4 CCV	nq-7-20-2007=00;25;50-e070427e l4 ccv.
31	Verification	E070427B L1 CCV	nq-7-20-2007=00;46;28-e070427b l1 ccv.
32	Analysis	A7G100102-9	nq-7-20-2007=01;07;07-a7g100102-9.
33	Analysis	A7G100102-9MS	nq-7-20-2007=01;27;47-a7g100102-9ms.
34	Analysis	A7G100102-9MSD	nq-7-20-2007=01;48;27-a7g100102-9msd.
35	Analysis	A7G100102-11	nq-7-20-2007=02;09;06-a7g100102-11.
36	Analysis	A7G100102-13	nq-7-20-2007=02;29;46-a7g100102-13.
37	Analysis	A7G100102-16	nq-7-20-2007=02;50;24-a7g100102-16.
38	Analysis	A7G100102-18	nq-7-20-2007=03;11;04-a7g100102-18.
39	Analysis	A7G100102-20	nq-7-20-2007=03;31;43-a7g100102-20.
40	Verification	E070427E L4 CCV	nq-7-20-2007=03;52;27-e070427e l4 ccv.
41	Verification	E070427B L1 CCV	nq-7-20-2007=04;13;08-e070427b l1 ccv.
42	Analysis	G7G160000-402-MB	nq-7-20-2007=04;33;49-g7g160000-402-mb.
43	Analysis	G7G160000-402-LCS	nq-7-20-2007=04;54;29-g7g160000-402-lcs.
44	Analysis	A7G110101-1	nq-7-20-2007=05;15;08-a7g110101-1.
45	Analysis	A7G110101-3	nq-7-20-2007=05;35;46-a7g110101-3.
46	Analysis	A7G110101-5	nq-7-20-2007=05;56;26-a7g110101-5.
47	Analysis	A7G110101-6	nq-7-20-2007=06;17;05-a7g110101-6.
48	Analysis	A7G110101-9	nq-7-20-2007=06;37;44-a7g110101-9.
49	Analysis	A7G110101-12	nq-7-20-2007=06;58;22-a7g110101-12.
50	Analysis	A7G110101-12MS	nq-7-20-2007=07;19;02-a7g110101-12ms.
51	Analysis	A7G110101-12MSD	nq-7-20-2007=07;39;41-a7g110101-12msd.
52	Verification	E070427E L4 CCV	nq-7-20-2007=08;00;23-e070427e l4 ccv.
53	Verification	E070427B L1 CCV	nq-7-20-2007=08;21;02-e070427b l1 ccv.
54	Analysis	A7G110101-14	nq-7-20-2007=08;41;43-a7g110101-14.
55	Analysis	A7G110101-16	nq-7-20-2007=09;02;21-a7g110101-16.
56	Analysis	A7G110101-18	nq-7-20-2007=09;23;01-a7g110101-18.
57	Analysis	A7G110101-21	nq-7-20-2007=09;43;41-a7g110101-21.
58	Analysis	A7G110101-23	nq-7-20-2007=10;04;22-a7g110101-23.
59	Analysis	A7G110101-25	nq-7-20-2007=10;25;03-a7g110101-25.
60	Analysis	A7G110101-27	nq-7-20-2007=10;45;44-a7g110101-27.
61	Analysis	G7G170000-413-MB	nq-7-20-2007=11;06;26-g7g170000-413-mb.
62	Analysis	G7G170000-413-LCS	nq-7-20-2007=11;27;06-g7g170000-413-lcs.
63	Verification	E070427E L4 CCV	nq-7-20-2007=11;47;49-e070427e l4 ccv.
64	Verification	E070427B L1 CCV	nq-7-20-2007=12;08;30-e070427b l1 ccv.
65	Analysis	A7G120309-1	nq-7-20-2007=12;29;11-a7g120309-1.
66	Analysis	A7G120309-1MS	nq-7-20-2007=12;49;51-a7g120309-1ms.
67	Analysis	A7G120309-1MSD	nq-7-20-2007=13;10;32-a7g120309-1msd.
68	Analysis	A7G120309-3	nq-7-20-2007=13;31;13-a7g120309-3.

3412

69	Analysis	A7G120309-6	nq-7-20-2007=13;51;54-a7g120309-6.
70	Analysis	A7G120309-9	nq-7-20-2007=14;12;33-a7g120309-9.
71	Analysis	A7G120309-10	nq-7-20-2007=14;33;14-a7g120309-10.
72	Analysis	A7G120309-12	nq-7-20-2007=14;53;53-a7g120309-12.
73	Analysis	A7G120309-15	nq-7-20-2007=15;14;33-a7g120309-15.
74	Analysis	A7G120309-17	nq-7-20-2007=15;35;15-a7g120309-17.
75	Verification	E070427E L4 CCV	nq-7-20-2007=15;55;57-e070427e l4 ccv.
76	Verification	E070427B L1 CCV	nq-7-20-2007=16;16;37-e070427b l1 ccv.
77	Analysis	END RUN	nq-7-20-2007=16;52;52-end run.

page 45

METHOD BLANK REPORT

HPLC

Client Lot #...: A7G110101 Work Order #...: J200E1AA Matrix.....: WATER
MB Lot-Sample #: G7G160000-402

Prep Date.....: 07/16/07
Analysis Date..: 07/20/07 Prep Batch #...: 7197402
Dilution Factor: 1

PARAMETER	RESULT	REPORTING LIMIT	UNITS	METHOD
Nitroguanidine	ND	20	ug/L	SW846 8330 (Modif

NOTE(S):

Calculations are performed before rounding to avoid round-off errors in calculated results.

LABORATORY CONTROL SAMPLE EVALUATION REPORT

HPLC

Client Lot #...: A7G110101 Work Order #...: J200E1AC Matrix.....: WATER
LCS Lot-Sample#: G7G160000-402
Prep Date.....: 07/16/07 Analysis Date..: 07/20/07
Prep Batch #...: 7197402
Dilution Factor: 1

PARAMETER	PERCENT RECOVERY	RECOVERY LIMITS	METHOD
Nitroguanidine	104	(84 - 123)	SW846 8330 (Modified

NOTE(S):

Calculations are performed before rounding to avoid round-off errors in calculated results.

Bold print denotes control parameters

MATRIX SPIKE SAMPLE EVALUATION REPORT

HPLC

Client Lot #...:	A7G110101	**Work Order #...:**	J2LK41A2-MS	**Matrix.....:**	WG
MS Lot-Sample #:	A7G110101-012		J2LK41A3-MSD		
Date Sampled...:	07/10/07 09:15	**Date Received..:**	07/11/07		
Prep Date.....:	07/16/07	**Analysis Date..:**	07/20/07		
Prep Batch #...:	7197402				
Dilution Factor:	1				

PARAMETER	PERCENT RECOVERY	RECOVERY LIMITS	RPD	RPD LIMITS	METHOD
Nitroguanidine	**103**	**(84 - 123)**			**SW846 8330 (Modified**
	99	**(84 - 123)**	**3.7**	**(0-15)**	**SW846 8330 (Modified**

NOTE(S):

Calculations are performed before rounding to avoid round-off errors in calculated results.

Bold print denotes control parameters

Environmental Quality Mgt., Inc.

Client Sample ID: FWGEQUIPRinse1-0501-GW

Dissolved HPLC

Lot-Sample #...:	A7G100102-007	**Work Order #...:**	J2JL71AJ	**Matrix.....:**	WQ
Date Sampled...:	07/09/07 15:40	**Date Received..:**	07/10/07		
Prep Date.....:	07/13/07	**Analysis Date..:**	07/20/07		
Prep Batch #...:	7194473				
Dilution Factor:	1	**Method.....:**	SW846 8330 (Modif		

PARAMETER	RESULT	REPORTING LIMIT	UNITS	MDL
Nitroguanidine	ND	20	ug/L	9.7

Environmental Quality Mgt., Inc.

Client Sample ID: FWGCBPmw-007C-0475-GW

General Chemistry

Lot-Sample #...: A7G110101-001 **Work Order #...:** J2LKL **Matrix.....:** WG
Date Sampled...: 07/10/07 09:00 **Date Received..:** 07/11/07

PARAMETER	RESULT	RL	UNITS	METHOD	PREPARATION-ANALYSIS DATE	PREP BATCH #
Cyanide, Total	ND	0.010	mg/L	SW846 9012A	07/13/07	7194398
	Dilution Factor: 1			MDL.....: 0.0034		
Nitrocellulose	ND	0.50	mg/L	MCAWW 353.2	07/18-07/20/07	7199291
	Dilution Factor: 1			MDL.....: 0.12		

Environmental Quality Mgt., Inc.

Client Sample ID: FWGCBPmw-006C-0474-GW

General Chemistry

Lot-Sample #...: A7G110101-003 **Work Order #...:** J2LKQ **Matrix.....:** WG
Date Sampled...: 07/10/07 12:35 **Date Received..:** 07/11/07

PARAMETER	RESULT	RL	UNITS	METHOD	PREPARATION-ANALYSIS DATE	PREP BATCH #
Cyanide, Total	ND	0.010	mg/L	SW846 9012A	07/13/07	7194398
		Dilution Factor: 1		MDL.....: 0.0034		
Nitrocellulose	ND	0.50	mg/L	MCAWW 353.2	07/18-07/20/07	7199291
		Dilution Factor: 1		MDL.....: 0.12		

Environmental Quality Mgt., Inc.

Client Sample ID: FWGEQUIPRinse2-0502-GW

General Chemistry

Lot-Sample #...: A7G110101-005 **Work Order #...:** J2LKT **Matrix.....:** WQ
Date Sampled...: 07/10/07 11:10 **Date Received..:** 07/11/07

PARAMETER	RESULT	RL	UNITS	METHOD	PREPARATION-ANALYSIS DATE	PREP BATCH #
Cyanide, Total	ND	0.010	mg/L	SW846 9012A	07/13/07	7194398
		Dilution Factor: 1		MDL.....: 0.0034		
Nitrocellulose	ND	0.50	mg/L	MCAWW 353.2	07/18-07/20/07	7199291
		Dilution Factor: 1		MDL.....: 0.12		

Environmental Quality Mgt., Inc.

Client Sample ID: FWGBKGmw-012C-0465-GW

General Chemistry

Lot-Sample #...: A7G110101-006 **Work Order #...:** J2LKV **Matrix.....:** WG
Date Sampled...: 07/10/07 14:25 **Date Received..:** 07/11/07

PARAMETER	RESULT	RL	UNITS	METHOD	PREPARATION-ANALYSIS DATE	PREP BATCH #
Cyanide, Total	ND	0.010	mg/L	SW846 9012A	07/13/07	7194398
		Dilution Factor: 1		MDL.....: 0.0034		
Nitrocellulose	ND	0.50	mg/L	MCAWW 353.2	07/18-07/20/07	7199291
		Dilution Factor: 1		MDL.....: 0.12		

Environmental Quality Mgt., Inc.

Client Sample ID: FWGLL1mw-080C-0485-GW

General Chemistry

Lot-Sample #...: A7G110101-009 **Work Order #...:** J2LK0 **Matrix.....:** WG
Date Sampled...: 07/09/07 18:40 **Date Received..:** 07/11/07

PARAMETER	RESULT	RL	UNITS	METHOD	PREPARATION-ANALYSIS DATE	PREP BATCH #
Cyanide, Total	ND	0.010	mg/L	SW846 9012A	07/13/07	7194398
		Dilution Factor: 1		MDL.....: 0.0034		
Nitrocellulose	ND	0.50	mg/L	MCAWW 353.2	07/18-07/20/07	7199291
		Dilution Factor: 1		MDL.....: 0.12		

Environmental Quality Mgt., Inc.

Client Sample ID: FWGLL12mw-183C-0482-GW

General Chemistry

Lot-Sample #...: A7G110101-012 **Work Order #...:** J2LK4 **Matrix.....:** WG
Date Sampled...: 07/10/07 09:15 **Date Received..:** 07/11/07

PARAMETER	RESULT	RL	UNITS	METHOD	PREPARATION-ANALYSIS DATE	PREP BATCH #
Cyanide, Total	ND	0.010	mg/L	SW846 9012A	07/13/07	7194398
		Dilution Factor: 1		MDL.....: 0.0034		
Nitrate-Nitrite	ND	0.1	mg/L	MCAWW 353.2	07/16/07	7197282
		Dilution Factor: 1		MDL.....: 0.02		
Nitrocellulose	ND	0.50	mg/L	MCAWW 353.2	07/18-07/20/07	7199291
		Dilution Factor: 1		MDL.....: 0.12		

Environmental Quality Mgt., Inc.

Client Sample ID: FWGLL12mw-186C-0483-GW

General Chemistry

Lot-Sample #...: A7G110101-014 **Work Order #...:** J2LK8 **Matrix.....:** WG
Date Sampled...: 07/10/07 12:15 **Date Received..:** 07/11/07

PARAMETER	RESULT	RL	UNITS	METHOD	PREPARATION-ANALYSIS DATE	PREP BATCH #
Cyanide, Total	**0.025**	**0.010**	**mg/L**	**SW846 9012A**	**07/13/07**	**7194398**
		Dilution Factor: 1		MDL.....: 0.0034		
Nitrate-Nitrite	**0.02 B**	**0.1**	**mg/L**	**MCAWW 353.2**	**07/16/07**	**7197282**
		Dilution Factor: 1		MDL.....: 0.02		
Nitrocellulose	ND	0.50	mg/L	MCAWW 353.2	07/18-07/20/07	7199291
		Dilution Factor: 1		MDL.....: 0.12		

NOTE(S):

RL Reporting Limit

B Estimated result. Result is less than RL.

Environmental Quality Mgt., Inc.

Client Sample ID: FWGBKGmw-008C-0463-GW

General Chemistry

Lot-Sample #...: A7G110101-016 **Work Order #...:** J2LLC **Matrix.....:** WG
Date Sampled...: 07/10/07 14:05 **Date Received..:** 07/11/07

PARAMETER	RESULT	RL	UNITS	METHOD	PREPARATION-ANALYSIS DATE	PREP BATCH #
Cyanide, Total	ND	0.010	mg/L	SW846 9012A	07/13/07	7194398
		Dilution Factor: 1		MDL.....: 0.0034		
Nitrocellulose	ND	0.50	mg/L	MCAWW 353.2	07/18-07/20/07	7199291
		Dilution Factor: 1		MDL.....: 0.12		

Environmental Quality Mgt., Inc.

Client Sample ID: FWGBKGmw-004C-0460-GW

General Chemistry

Lot-Sample #...: A7G110101-018 Work Order #...: J2LLE Matrix.....: WG
Date Sampled...: 07/10/07 15:30 Date Received..: 07/11/07

PARAMETER	RESULT	RL	UNITS	METHOD	PREPARATION-ANALYSIS DATE	PREP BATCH #
Cyanide, Total	0.0051 B	0.010	mg/L	SW846 9012A	07/13/07	7194398
	Dilution Factor: 1			MDL.....: 0.0034		
Nitrocellulose	ND	0.50	mg/L	MCAWW 353.2	07/18-07/20/07	7199291
	Dilution Factor: 1			MDL.....: 0.12		

NOTE(S):

RL Reporting Limit

B Estimated result. Result is less than RL.

Environmental Quality Mgt., Inc.

Client Sample ID: FWGLL12mw-182C-0481-GW

General Chemistry

Lot-Sample #...: A7G110101-021 **Work Order #...:** J2LLH **Matrix.....:** WG
Date Sampled...: 07/10/07 09:05 **Date Received..:** 07/11/07

PARAMETER	RESULT	RL	UNITS	METHOD	PREPARATION-ANALYSIS DATE	PREP BATCH #
Cyanide, Total	ND	0.010	mg/L	SW846 9012A	07/13/07	7194398
		Dilution Factor: 1		MDL.....: 0.0034		
Nitrate-Nitrite	ND	0.1	mg/L	MCAWW 353.2	07/16/07	7197287
		Dilution Factor: 1		MDL.....: 0.02		
Nitrocellulose	ND	0.50	mg/L	MCAWW 353.2	07/18-07/20/07	7199291
		Dilution Factor: 1		MDL.....: 0.12		

Environmental Quality Mgt., Inc.

Client Sample ID: FWGLL12mw-DUP2-0498-GW

General Chemistry

Lot-Sample #...: A7G110101-023 Work Order #...: J2LLN Matrix.....: WG
Date Sampled...: 07/10/07 09:05 Date Received..: 07/11/07

PARAMETER	RESULT	RL	UNITS	METHOD	PREPARATION-ANALYSIS DATE	PREP BATCH #
Cyanide, Total	ND	0.010	mg/L	SW846 9012A	07/13/07	7194398
		Dilution Factor: 1		MDL.....: 0.0034		
Nitrate-Nitrite	**0.05 B**	**0.1**	**mg/L**	**MCAWW 353.2**	**07/16/07**	**7197287**
		Dilution Factor: 1		MDL.....: 0.02		
Nitrocellulose	ND	0.50	mg/L	MCAWW 353.2	07/18-07/20/07	7199291
		Dilution Factor: 1		MDL.....: 0.12		

NOTE(S):

RL Reporting Limit

B Estimated result. Result is less than RL.

Environmental Quality Mgt., Inc.

Client Sample ID: FWGLL12mw-153C-0480-GW

General Chemistry

Lot-Sample #...: A7G110101-025 **Work Order #...:** J2LLR **Matrix.....:** WG
Date Sampled...: 07/10/07 12:01 **Date Received..:** 07/11/07

PARAMETER	RESULT	RL	UNITS	METHOD	PREPARATION-ANALYSIS DATE	PREP BATCH #
Cyanide, Total	ND	0.010	mg/L	SW846 9012A	07/13/07	7194398
		Dilution Factor: 1		MDL.....: 0.0034		
Nitrate-Nitrite	ND	0.1	mg/L	MCAWW 353.2	07/16/07	7197287
		Dilution Factor: 1		MDL.....: 0.02		
Nitrocellulose	ND	0.50	mg/L	MCAWW 353.2	07/18-07/20/07	7199291
		Dilution Factor: 1		MDL.....: 0.12		

Environmental Quality Mgt., Inc.

Client Sample ID: FWGBKGmw-021C-0473-GW

General Chemistry

Lot-Sample #...: A7G110101-027 **Work Order #...:** J2LLV **Matrix.....:** WG
Date Sampled...: 07/10/07 14:10 **Date Received..:** 07/11/07

PARAMETER	RESULT	RL	UNITS	METHOD	PREPARATION-ANALYSIS DATE	PREP BATCH #
Cyanide, Total	ND	0.010	mg/L	SW846 9012A	07/13/07	7194398
		Dilution Factor: 1		MDL.....: 0.0034		
Nitrocellulose	ND	0.50	mg/L	MCAWW 353.2	07/18-07/20/07	7199291
		Dilution Factor: 1		MDL.....: 0.12		

METHOD BLANK REPORT

General Chemistry

Client Lot #...: A7G110101 **Matrix.....:** WATER

PARAMETER	RESULT	REPORTING LIMIT	UNITS	METHOD	PREPARATION-ANALYSIS DATE	PREP BATCH #
Cyanide, Total		Work Order #: J2VTL1AA		MB Lot-Sample #:	A7G130000-398	
	ND	0.010	mg/L	SW846 9012A	07/13/07	7194398
		Dilution Factor: 1				
Nitrate-Nitrite		Work Order #: J20K71AA		MB Lot-Sample #:	A7G160000-282	
	ND	0.1	mg/L	MCAWW 353.2	07/16/07	7197282
		Dilution Factor: 1				
Nitrate-Nitrite		Work Order #: J20LH1AA		MB Lot-Sample #:	A7G160000-287	
	ND	0.1	mg/L	MCAWW 353.2	07/16/07	7197287
		Dilution Factor: 1				
Nitrocellulose		Work Order #: J24HL1AA		MB Lot-Sample #:	G7G180000-291	
	ND	0.50	mg/L	MCAWW 353.2	07/18-07/20/07	7199291
		Dilution Factor: 1				

NOTE(S):

Calculations are performed before rounding to avoid round-off errors in calculated results.

Environmental Quality Mgt., Inc.

Client Sample ID: FWGEQUIPRinse1-0501-GW

General Chemistry

Lot-Sample #...: A7G100102-007 **Work Order #...:** J2JL7 **Matrix.....:** WQ
Date Sampled...: 07/09/07 15:40 **Date Received..:** 07/10/07

PARAMETER	RESULT	RL	UNITS	METHOD	PREPARATION-ANALYSIS DATE	PREP BATCH #
Cyanide, Total	ND	0.010	mg/L	SW846 9012A	07/12/07	7193403
		Dilution Factor: 1		MDL.....: 0.0034		
Nitrocellulose	ND	0.50	mg/L	MCAWW 353.2	07/17-07/20/07	7198408
		Dilution Factor: 1		MDL.....: 0.12		

LABORATORY CONTROL SAMPLE EVALUATION REPORT

General Chemistry

Client Lot #...: A7G110101 **Matrix.....:** WATER

PARAMETER	PERCENT RECOVERY	RECOVERY LIMITS	METHOD	PREPARATION-ANALYSIS DATE	PREP BATCH #
Cyanide, Total		Work Order #: J2VTL1AC	LCS Lot-Sample#: A7G130000-398		
	94	(69 - 118)	SW846 9012A	07/13/07	7194398
		Dilution Factor: 1			
Nitrate-Nitrite		Work Order #: J20K71AC	LCS Lot-Sample#: A7G160000-282		
	96	(79 - 117)	MCAWW 353.2	07/16/07	7197282
		Dilution Factor: 1			
Nitrate-Nitrite		Work Order #: J20LH1AC	LCS Lot-Sample#: A7G160000-287		
	106	(79 - 117)	MCAWW 353.2	07/16/07	7197287
		Dilution Factor: 1			
Nitrocellulose		Work Order #: J24HL1AC	LCS Lot-Sample#: G7G180000-291		
	96	(37 - 155)	MCAWW 353.2	07/18-07/20/07	7199291
		Dilution Factor: 1			

NOTE(S):

Calculations are performed before rounding to avoid round-off errors in calculated results.

MATRIX SPIKE SAMPLE EVALUATION REPORT

General Chemistry

Client Lot #...: A7G110101 **Matrix.....:** WG
Date Sampled...: 07/10/07 09:05 **Date Received..:** 07/11/07

PARAMETER	PERCENT RECOVERY	RECOVERY LIMITS	RPD	RPD LIMITS	METHOD	PREPARATION-ANALYSIS DATE	PREP BATCH #
Cyanide, Total		WO#: J2LK41AM-MS/J2LK41AN-MSD				MS Lot-Sample #: A7G110101-012	
	86	(42 - 140)			SW846 9012A	07/13/07	7194398
	96	(42 - 140)	9.9	(0-20)	SW846 9012A	07/13/07	7194398
		Dilution Factor: 1					
Nitrate-Nitrite		WO#: J2LK41A5-MS/J2LK41A6-MSD				MS Lot-Sample #: A7G110101-012	
	76	(34 - 125)			MCAWW 353.2	07/16/07	7197282
	82	(34 - 125)	6.6	(0-20)	MCAWW 353.2	07/16/07	7197282
		Dilution Factor: 1					
Nitrate-Nitrite		WO#: J2LLH1AL-MS/J2LLH1AM-MSD				MS Lot-Sample #: A7G110101-021	
	77	(34 - 125)			MCAWW 353.2	07/16/07	7197287
	67	(34 - 125)	14	(0-20)	MCAWW 353.2	07/16/07	7197287
		Dilution Factor: 1					
Nitrocellulose		WO#: J2LK41AX-MS/J2LK41A0-MSD				MS Lot-Sample #: A7G110101-012	
	101	(37 - 155)			MCAWW 353.2	07/18-07/20/07	7199291
	107	(37 - 155)	5.7	(0-15)	MCAWW 353.2	07/18-07/20/07	7199291
		Dilution Factor: 1					

NOTE(S):

Calculations are performed before rounding to avoid round-off errors in calculated results.

Result Report AquaKem 6.5 Page: 1

STL-Canton
Konelab 250

Date : 2007-07-13
Time : 15.08

Test Cyanide
Unit mg/l

Sample ID:	Result	Resp.	Dilut	Man.dilut	Date and Time
CCV-CN	0.0927	0.090			2007-07-13 13.51
CCB-CN	0.0000	0.005			2007-07-13 13.51
ICV 0.1 107.1	0.1071	0.103			2007-07-13 13.51
ICB	0.0001	0.005			2007-07-13 13.51
BLK	0.0003	0.005			2007-07-13 13.51
~~LCS~~	~~0.1096~~	0.106			2007-07-13 13.51
0.005 MRL 108	0.0054	0.010			2007-07-13 13.51
J2LK0	0.0010	0.006			2007-07-13 13.51
J2LKL	0.0011	0.006			2007-07-13 13.51
J2LKQ	0.0020	0.007			2007-07-13 13.51
J2LKT	0.0031	0.008			2007-07-13 13.51
J2LKV	0.0023	0.007			2007-07-13 13.51
CCV-CN 0.1 93.1	0.0931	0.091			2007-07-13 13.56
CCB-CN	-0.0000	0.005			2007-07-13 13.56
J2LK4	0.0027	0.007			2007-07-13 13.56
J2LK4 MS	0.0373	0.039			2007-07-13 13.56
J2LK4 MSD	0.0412	0.043			2007-07-13 13.56
J2LK8	0.0251	0.028			2007-07-13 13.56
J2LLC	0.0016	0.006			2007-07-13 13.56
J2LLE	0.0051	0.010			2007-07-13 13.56
J2LLH	0.0016	0.006			2007-07-13 13.56
J2LLN	0.0024	0.007			2007-07-13 13.57
J2LLR	0.0013	0.006			2007-07-13 13.57
J2LLV	0.0013	0.006			2007-07-13 13.57
CCV-CN 0.1 92.7	0.0927	0.090			2007-07-13 14.02
CCB-CN	-0.0001	0.005			2007-07-13 14.02
J2N9X	0.0017	0.007			2007-07-13 14.02
J2N93	0.0010	0.006			2007-07-13 14.02
J2N95	0.0009	0.006			2007-07-13 14.02
J2N97	0.0022	0.007			2007-07-13 14.02
J2N99	0.0012	0.006			2007-07-13 14.02
J2PAM	0.0018	0.007			2007-07-13 14.02
J2PA2	0.0014	0.006			2007-07-13 14.02
HI=0.1	0.0958	0.093			2007-07-13 14.02
CCV-CN 0.1 96.3	0.0963	0.093			2007-07-13 14.04
CCB-CN	-0.0001	0.005			2007-07-13 14.04
CCV-CN 0.1 97.3	0.0973	0.094			2007-07-13 15.04
CCB-CN	-0.0007	0.004			2007-07-13 15.04
LCS-2=0.04	0.0374	0.039			2007-07-13 15.04
CCV-CN 0.1 99.1	0.0991	0.096			2007-07-13 15.06
CCB-CN	0.0000	0.005			2007-07-13 15.06

SS 7/13/07

96%

Severn Trent Laboratory, North Canton
Cyanide Reagent Sheet

Date: 7/13/2007

Analyst: BW

	Reagent Name	Reagent Number
	Sulfamic Acid	WR70652
	Magnesium Chloride	WR70663
	NaOH	WR70398
	Ottawa Sand	WR70439
	H2SO4	WR70606
	Chloromine T	EST LOT 1008828
	Phosphate Buffer	EST LOT 1009757
	Pyridine Barbituric Acid	EST LOT 1008804
A	Calcium Hypochlorite	WR70765
A	Ascorbic Acid	WR70220
F	Zinc Acetate	WR70653
F	Sodium Acetate	WR70568
F	Methyl Red	WR70777

Cadmium carbonate: Sigma-Aldrich batch # 0306PB exp: 11/10/08

Conc.	Standard #	prep date
10 ppm p	CY7163	7/13/2007
10 ppm s	CY7167	
1 ppm s	CY7168	
ICV 0.1	CY7169	
MRL .005	CY7166	
Cal 0.2	CY7164	
CCV 0.1	CY7165	

LCS ERA LOT P138-502 TV= 0.370 mg/L, 18.5 mg/kg
LCS 2 ml 1ppm s + 50 ml .25 N NaOH
tv=0.04 mg/L or 2.0 mg/kg
MS/MSD: 2 ml 1ppm s. + 50 ML SAMPLE Tv= .04 mg/L
1g Sample + 50 ml DI tv=2.0 mg/kg

Severn Trent North Canton
NO2NO3 Reagents/Standards

Date: 7/13/2007

Analyst: DB

Reagent Name	Reagent Number
NED	WR70700
SAN	WR70594
Imidazole Buffer	WR70766
Sulfanilamide	WR70589

Standard		Standard Number	Prep	Exp
100 ppm NO3		NN7076	6/18/07	7/18/07
100 ppm NO2		NN7077		
Cal I		NN7078		
Cal II		NN7079		
Cal III		NN7080		
Cal IV		NN7081		
Cal V		NN7082		
NO2 LCS		NN7086	**TV=0.50**	
NO3 LCS		NN7085	**TV=1.00**	
NO2 Cal Check		NN7084	**TV=0.50**	
NO3 Cal Check		NN7083	**TV=1.00**	
MS/MSD		NN7087		
Combo LCS	TV=21.2 mg/L	P132-505		

MS/MSD: 0.1 ml NN7053 + 4 ml sample. TV NO2 = 0.25 ppm, TV NO3 = 0.25 ppm

TestAmerica North Canton

Severn Trent
Sacramento Laboratory

NITROCELLULOSE
(SOP # SAC-WC-0050, Rev.0)

ANALYST LHERNANDEZ | DATE 07/20/07 16:36 | METHOD NO. 353.2 | FILE 072007B
CHECKED BY JOL | DATE 7-24-07 | PROJECT NO. A7G110101
BATCH NO. 7199291

Inst. ID: FS4 RL = 0.5 mg/L

	Lab ID	Time	Standard Conc. mg/L	Cup #	Sample Aliquot gram	Sample Aliquot mL	Extract Volume mL	Dilution	Height	$NO_3 + NO_2$ Raw Result	Nitrocellulose mg/L	Nitrocellulose ug/g	Recovery	Check
											Slope = 1.7324E+05			
											Intercept = 4.6132E+02			
											Correlation = 0.999997			
											%Nitrocellulose Assay = 0.111			
1	Cal 0	14:57	0	0					11.41839	-0.002597				
2	Cal 1	14:59	0.05	102					9043.353	0.049539				
3	Cal 2	15:01	0.2	103					35518.14	0.202363				
4	Cal 3	15:03	0.4	104					69817.88	0.400357				
5	Cal 4	15:05	1	105					173917.8	1.001268				
6	Cal 5	15:07	2	106					346774.1	1.999070				
7	Blank	15:09		0				1	87.09982	-0.002160				
8	ICV 1PPM NO	15:11	1	107				1	173029.6	0.996140			99.6%	
9	MRL 0.05PPM	15:13	0.05	102				1	9376.772	0.051464			102.9%	
10	NO2 1PPM	15:15	1	108				1	175090.4	1.008036			100.8%	
11	NO3 1PPM	15:17	1	109				1	170549	0.981821			98.2%	
12	blank / JGB	15:19		0				1	17.30036	-0.002563				
13	Baseline	15:21		0				1	0	-0.002663				
14	MB 7199291	15:23		201		100	40	1	4487.331	0.023240	0.084	ND		< RL
15	LCS 7199291	15:25	2.012	202		100	40	1	93115.98	0.534844	1.93		95.9%	
16	A7G110101-1	15:27		203		100	40	1	4377.07	0.022603	0.081	ND		< RL
17	A7G110101-3	15:29		204		100	40	1	4776.346	0.024908	0.09	ND		< RL
18	A7G110101-5	15:31		205		100	40	1	4497.543	0.023299	0.084	ND		< RL
19	A7G110101-6	15:33		206		100	40	1	5240.508	0.027588	0.099	ND		< RL
20	A7G110101-9	15:35		207		100	40	1	4648.188	0.024168	0.087	ND		< RL
21	A7G110101-12	15:37		208		100	40	1	3821.402	0.019396	0.07	ND		< RL
22	A7G110101-12	15:39	2.012	209		100	40	1	98486.47	0.565844	2.04		101.4%	
23	MRL 0.05PPM	15:41	0.05	102				1	9188.149	0.050375			100.8%	
24	CCV Cal 4	15:43	1	105				1	172595.9	0.993637			99.4%	
25	Blank / CCB	15:45		0				1	37.95072	-0.002444				
26	Baseline	15:47		0				1	0	-0.002663				
D 27	A7G110101-12	15:49	2.012	210		100	40	1	104539.7	0.600786	2.16		107.4%	
28	A7G110101-14	15:51		211		100	40	1	3272.426	0.016227	0.058	ND		< RL
29	A7G110101-16	15:53		212		100	40	1	2656.171	0.012670	0.046	ND		< RL
30	A7G110101-18	15:55		213		100	40	1	3851.189	0.019568	0.071	ND		< RL
31	A7G110101-21	15:57		214		100	40	1	3709.231	0.018748	0.068	ND		< RL
32	A7G110101-23	15:59		215		100	40	1	2878.172	0.013951	0.05	ND		< RL
33	A7G110101-25	16:01		216		100	40	1	2182.808	0.009937	0.036	ND		< RL
34	A7G110101-27	16:03		217		100	40	1	3637.92	0.018337	0.066	ND		< RL

J2LKL J2LKQ J2LKT J2LKV J2LK0 J2LK4 ↓ J2LK4 J2LK8 J2LLC J2LLG J2LLH J2LLN J2LLR J2LLV

Nitrocellulose = (NO3 + NO2) * Prep Factor / 0.111

3491

Severn Trent
Sacramento Laboratory

NITROCELLULOSE

(SOP # SAC-WC-0050, Rev.0)

ANALYST LHERNANDEZ
CHECKED BY JOL
BATCH NO. 7199291

DATE 07/20/07 16:36
DATE 7-24-07

METHOD NO. 353.2
PROJECT NO. A7G110101

FILE 072007B

	Lab ID	Time	Standard Conc. mg/L	Cup #	Sample Aliquot gram	Sample Aliquot mL	Extract Volume mL	Dilution	Height	$NO_3 + NO_2$ Raw Result	Nitrocellulose			
35	MRL 0.05PPM	16:05	0.05	102				1	9142.829	0.050113			100.2%	
36	CCV Cal 4	16:07	1	105				1	172978.3	0.995844			99.6%	
37	Blank / CCB	16:09		0				1	-4.29202	-0.002688				
38	Baseline	16:11		0				1	0	-0.002663				

Nitrocellulose = (NO3 + NO2) * Prep Factor / 0.111

Matrix Spike / Matrix Spike Duplicate Recovery and RPD Outlier Report

Method Batch : 7197282 **Analysis Method :** 353.2 **Analysis Date :** 07/16/2007

Preparation Batch : 7197282 **Preparation Type :** Gen Prep **Preparation Date :** 07/16/2007

Lab Reporting Batch : A7G110101 **Lab ID:** STLCAN

Client Sample ID	Lab Sample ID	Matrix	Analyte Name	Reported *		Project Limits (Percent)			
				Percent Recovery	RPD	Rejection Point**	Lower Limit	Upper Limit	RPD
FWGLL12mw-183C-0482	A7G110101012S	AQ	Nitrate as N (NO3-N)	76		30.00	80.00	120.00	20.00

Associated Samples: All samples in Method Batch

Client Sample ID	Lab Sample ID
FWGLL12mw-183C-0482-GW	A7G110101012
FWGLL12mw-186C-0483-GW	A7G110101014

Checklist is using in house Lab Limits; no specific criteria in method; Lab Limits 34-125. no prob.

DW 9/6/07

* Only those Percent Recovery and/or RPD values outside project limits are listed in this report.

** Metal are also assessed against an upper rejection point of 150 percent for waters and 200 percent for soils and sediments

Project Number and Name: 030240.0005 - Ravenna GW

Matrix Spike / Matrix Spike Duplicate Recovery and RPD Outlier Report

Method Batch : 7197287 **Analysis Method :** 353.2 **Analysis Date :** 07/16/2007

Preparation Batch : 7197287 **Preparation Type :** Gen Prep **Preparation Date :** 07/16/2007

Lab Reporting Batch : A7G110101 **Lab ID:** STLCAN

Client Sample ID	Lab Sample ID	Matrix	Analyte Name	Reported *		Project Limits (Percent)			
				Percent Recovery	RPD	Rejection Point**	Lower Limit	Upper Limit	RPD
FWGLL12mw-182C-0481	A7G110101021S	AQ	Nitrate as N (NO3-N)	77		30.00	80.00	120.00	20.00
FWGLL12mw-182C-0481	A7G110101021D		Nitrate as N (NO3-N)	67		30.00	80.00	120.00	20.00

Associated Samples: All samples in Method Batch

Client Sample ID	Lab Sample ID
FWGLL12mw-153C-0480-GW	A7G110101025
FWGLL12mw-182C-0481-GW	A7G110101021
FWGLL12mw-DUP2-0498-GW	A7G110101023

Checklist copy
in-house lab limits
No specific criteria in
method; no grad. lab limits
34-125
AW 9/6/07

* Only those Percent Recovery and/or RPD values outside project limits are listed in this report.
** Metal are also assessed against an upper rejection point of 150 percent for waters and 200 percent for soils and sediments

Project Number and Name: ***030240.0005 - Ravenna GW***

7197282 / 87

STL NORTH CANTON

TRAACS AUTOANALYZER REPORT

Name of Run	: 070716A	Name of Analysis	: NO2NO3.ANL
Date of Report	: 7/16/07	System No.	: 2
Date of Run	: 7/16/07	Type of System	: TRAACS
Operator	: LFH	Start/Stop time	: 11:05 - 12:01
Comment	:		

Channel	:	1	2
Method	:	NO2	NO2NO3
Unit	:	mg/L	mg/L
Calibr. Fit	:	Linear	Linear
Corr. Coeff.	:	0.9999	0.9990
Base	:	66	56
Gain	:	36	41
Sensitivity	:	0.2917	0.1916
Sample Limit 1	:		
Sample Limit 2	:		

Pk	Cup		Sample Id	Conc	Conc	
0	0	B	Baseline	-0.0146	-0.0193	
1	1	P	Primer	0.9850	1.9521	
2	1	C	1/2 NO2NO3	0.9961	1.9689	
3	2	C	0.5/1 NO2NO3	0.5071	1.0593	
4	3	C	0.25/0.5 NO2NO3	0.2520	0.5030	
5	4	C	0.1/0.2 NO2NO3	0.0988	0.1905	
6	5	C	0.04/0.08 NO2NO3	0.0359	0.0583	
7	1	H1	HIGH	1.0024	2.0426	
8	0	L1	Low	-0.0077	-0.0245	
9	0	L1	Low	-0.0055	-0.0222	
10	2	D	Drift	0.5013	1.0386	
11	0	B	Baseline	-0.0146	-0.0193	
12	0	N	Null	-0.0098N	-0.0820N	
13	2	QC1	ICV	0.4968	1.0049	TV=1 100.5%
14	6	QC2	ICB	0.0012	-0.0088	
15	7	S	NO2 .5 CAL CHECK	0.4344	0.4850	
16	8	S	NO3 1.0 CAL CHECK	-0.0024	0.7710	
17	9	S	LCS TV=21.2	-0.0030	0.8349	x20 = 16.698 (79%)
18	10	S	J2LK4	0.0195	-0.0734	

19	11	S	J2LK4 MS 1-A5	0.0859	0.2591	(52%) (67%)
20	12	S	J2LK4 MSD 1-A6	0.1001	0.3325	
21	13	S	J2TMG	0.0233	1.2164	
22	14	S	J2TMH	0.0012	1.1850	
23	15	S	J2TMJ	-0.0021	1.2025	
24	16	S	J2TMK	-0.0043	1.0882	
25	2	QC1	CCV	0.4488	0.9476	IV = 1 94.8%
26	6	QC2	CCB	0.0007	-0.0442	
27	17	S	J2TML	0.0004	1.0743	
28	18	S	J2TMM	-0.0027	1.2270	
29	19	S	J2TMN	-0.0039	1.1352	
30	20	S	J2TLP	-0.0057	1.2288	
31	21	S	J2TLV	-0.0053	1.1569	
32	22	S	J2TLX	-0.0067	1.2231	
33	23	S	J2TL2	-0.0062	1.1639	
34	24	S	J2TL7	-0.0062	1.1693	
35	25	S	J2TL8	-0.0047	1.1530	
36	26	S	J2TMA	-0.0076	-0.0597	
37	2	QC1	CCV	0.4386	0.9350	93.5
38	6	QC2	CCB	0.0086	-0.0377	
39	27	S	J2TMD	0.0006	1.2497	
40	28	S	J2TMP	-0.0022	1.2189	
41	29	S	J2TMR	-0.0054	1.1070	
42	30	S	J2TMV	-0.0039	1.2132	
43	31	S	J2LK8	-0.0038	0.0192	
44	32	S	J2LLH	-0.0035	-0.0459	
45	33	S	J2LLH MS	0.1285	0.4557	} rerun
46	34	S	J2LLH MSD	0.0737	0.2181	}
47	35	S	J2LLN	0.0078	0.0537	
48	36	S	J2LLR	0.0046	-0.0233	
49	2	QC1	CCV	0.4505	0.9551	95.5 %
50	6	QC2	CCB	0.0072	-0.0124	- Blank 7197287
51	37	S	J2THL	0.0021	1.5365	
52	38	S	J2THM	-0.0014	1.3589	
53	39	S	J2THN	-0.0033	0.9971	
54	40	S	J2THP	-0.0036	0.9355	
55	41	S	J2THQ	-0.0049	1.1185	
56	42	S	J2THT	-0.0054	1.1142	
57	43	S	J2THV	-0.0062	-0.0170	
58	44	S	J2TJ9	-0.0074	0.4583	
59	45	S	J2TKG	-0.0063	0.5956	
60	46	S	J2TKH	-0.0060	0.6656	
61	2	QC1	CCV	0.4503	0.9846	
62	6	QC2	CCB	-0.0003	0.0003	

63	47	S	LCS-2	0.0022	1.0105	x20 = 20.2 (95%)
64	48	S	J2TKM	-0.0023	0.7337	7197282
65	49	S	J2TKP	-0.0033	0.7491	
66	50	S	J2TKQ	-0.0039	0.9168	
67	51	S	J2TKV	-0.0041	0.8939	
68	52	S	J2TKX	-0.0049	0.8224	
69	53	S	J2TK0	-0.0047	0.7436	
70	54	S	J2TK2	-0.0083	0.6397	
71	2	QC1	CCV	0.4420	1.0181	
72	6	QC2	CCB	0.0088	0.0200	
73	2	D	Drift	0.5013	1.0386	
74	0	B	Baseline	-0.0146	-0.0193	
75	0	B	FinalBase	-0.0146	-0.0193	

QC Limits

Channel	:	1	2
QC 1	Unused		
QC 2	Unused		
QC 3	Unused		
QC 4	Unused		
QC 5	Unused		
QC 6	Unused		
QC 7	Unused		
QC 8	Unused		
QC 9	Unused		
QC10	Unused		

CORRECTIONS

Channel	:	1	2
Baseline	:	Yes	Yes
Drift	:	Yes	Yes
Carry over	:	Yes	Yes
	%:	4.8	3.4

---

* ... Sample offscale
\+ ... Result higher than sample limit
\- ... Result lower than sample limit
P ... Standard passed

STL NORTH CANTON

TRAACS AUTOANALYZER REPORT

Name of Run	: 070716B	Name of Analysis	: NO2NO3.ANL
Date of Report	: 7/16/07	System No.	: 2
Date of Run	: 7/16/07	Type of System	: TRAACS
Operator	: LFH	Start/Stop time	: 13:03 - 13:32
Comment	:		

Channel	:	1	2
Method	:	NO2	NO2NO3
Unit	:	mg/L	mg/L
Calibr. Fit	:	Linear	Linear
Corr. Coeff.	:	1.0000	0.9999
Base	:	66	56
Gain	:	36	41
Sensitivity	:	0.2968	0.2402
Sample Limit 1	:		
Sample Limit 2	:		

Pk	Cup		Sample Id	Conc	Conc	
0	0	B	Baseline	-0.0140	-0.0287	
1	1	P	Primer	0.9965	1.9708	
2	1	C	1/2 NO2NO3	1.0008	2.0066	
3	2	C	0.5/1 NO2NO3	0.4957	0.9862	
4	3	C	0.25/0.5 NO2NO3	0.2556	0.5009	
5	4	C	0.1/0.2 NO2NO3	0.1002	0.1938	
6	5	C	0.04/0.08 NO2NO3	0.0377	0.0926	
7	1	H1	HIGH	1.0016	2.0204	
8	0	L1	Low	-0.0068	-0.0222	
9	0	L1	Low	-0.0047	-0.0213	
10	2	D	Drift	0.4897	0.9979	
11	0	B	Baseline	-0.0140	-0.0287	
12	0	N	Null	-0.0132N	-0.0265N	
13	2	QC1	ICV	0.4886	0.9943	99.4
14	6	QC2	ICB	-0.0065	-0.0140	
15	8	S	NO3 1.0 CAL CHECK	-0.0082	0.9370	
16	9	S	LCS TV=21.2	-0.0073	1.1145	x20 = 22.29 (166%) 7/97282
17	10	S	J2LK4 -	0.0009	-0.0010	
18	11	S	J2LK4 MS -	0.1117	0.3816	76%)

19	12	S	J2LK4 MSD	0.1376	0.4076
20	32	S	J2LLH	0.0098	0.0068
21	34	S	J2LLH MS	0.1194	0.3872
22	35	S	J2LLH MSD	0.0007	0.0717
23	2	QC1	CCV	0.4425	0.9833
24	6	QC2	CCB	0.0008	0.0008
25	2	D	Drift	0.4897	0.9979
26	0	B	Baseline	-0.0140	-0.0287
27	0	B	FinalBase	-0.0140	-0.0287

QC Limits

Channel :	1	2
QC 1	Unused	
QC 2	Unused	
QC 3	Unused	
QC 4	Unused	
QC 5	Unused	
QC 6	Unused	
QC 7	Unused	
QC 8	Unused	
QC 9	Unused	
QC10	Unused	

CORRECTIONS

Channel :	1	2
Baseline :	Yes	Yes
Drift :	Yes	Yes
Carry over :	Yes	Yes
%:	4.6	2.1

---

* ... Sample offscale
+ ... Result higher than sample limit
- ... Result lower than sample limit
P ... Standard passed
F ... Standard failed
N ... Value not calculated or not used
R ... Resample after offscale
M ... Peak marker moved manually

STL NORTH CANTON

TRAACS AUTOANALYZER REPORT

Name of Run	: 070716E	Name of Analysis	: NO2NO3.ANL
Date of Report	: 7/16/07	System No.	: 2
Date of Run	: 7/16/07	Type of System	: TRAACS
Operator	: LFH	Start/Stop time	: 15:41 - 16:08
Comment	:		

Channel	:	1	2
Method	:	NO2	NO2NO3
Unit	:	mg/L	mg/L
Calibr. Fit	:	Linear	Linear
Corr. Coeff.	:	1.0000	0.9976
Base	:	66	56
Gain	:	36	41
Sensitivity	:	0.3053	0.2427
Sample Limit 1	:		
Sample Limit 2	:		

Pk	Cup		Sample Id	Conc	Conc	
0	0	B	Baseline	-0.0051	-0.0298	
1	1	P	Primer	0.9962	1.9920	
2	1	C	1/2 NO2NO3	1.0003	2.0299	
3	2	C	0.5/1 NO2NO3	0.4991	0.9432	
4	3	C	0.25/0.5 NO2NO3	0.2500	0.4636	
5	4	C	0.1/0.2 NO2NO3	0.1016	0.1843	
6	5	C	0.04/0.08 NO2NO3	0.0389	0.1590	
7	1	H1	HIGH	0.9955	2.0366	
8	0	L1	Low	-0.0030	-0.0120	
9	0	L1	Low	-0.0019	-0.0088	
10	2	D	Drift	0.4921	1.0145	
11	0	B	Baseline	-0.0051	-0.0298	
12	0	N	Null	-0.0047N	-0.0300N	
13	2	QC1	ICV	0.4917	1.0080	✓
14	6	QC2	ICB	-0.0007	-0.0472	
15	35	S	J2LLH MSD	0.0677	0.3359	
16	36	S	RINSE	0.0062	0.0546	
17	2	QC1	CCV	0.4819	0.9440	✓
18	6	QC2	CCB	0.0002	-0.0216	

19	2	D	Drift	0.4921	1.0145
20	0	B	Baseline	-0.0051	-0.0298
21	0	B	FinalBase	-0.0051	-0.0298

QC Limits

Channel :	1	2
QC 1	Unused	
QC 2	Unused	
QC 3	Unused	
QC 4	Unused	
QC 5	Unused	
QC 6	Unused	
QC 7	Unused	
QC 8	Unused	
QC 9	Unused	
QC10	Unused	

CORRECTIONS

Channel :	1	2
Baseline :	Yes	Yes
Drift :	Yes	Yes
Carry over :	Yes	Yes
%:	3.4	4.1

---

* ... Sample offscale
+ ... Result higher than sample limit
- ... Result lower than sample limit
P ... Standard passed
F ... Standard failed
N ... Value not calculated or not used
R ... Resample after offscale
M ... Peak marker moved manually
D ... Diluted sample

** <END OF REPORT> **

QC Outlier Report: Equipment Blank

Lab Reporting Batch : A7G110101
Method/Preparation Batch : 7193020 / 7193020
Client Sample ID : FWGEQUIPRinse2-0502-GW
Lab Sample ID : A7G110101005

Lab ID: STLCAN
Analysis Date : 07/13/2007
Preparation Date : 07/12/2007
Preparation Type : 3005A

Analysis Method : 6010B

	Result	Reporting Limit	Units	Lab Qual	Comments
Calcium					
Equipment Blank Result:	114	1000	ug/L	B J	

Calcium contamination found in the equipment blank did not qualify any samples.

	Result	Reporting Limit	Units	Lab Qual	Comments
Potassium					
Equipment Blank Result:	159	1000	ug/L	B J	

Result less than 1/2 MRL; acceptable per LCG No qual DMS 9/6/07

Potassium was qualified due to equipment blank contamination in the following associated samples:

Client Sample ID	Lab Sample ID	Dilution	Result	Lab Qual	Result Unit
FWGBKGmw-004C-0460-GF	A7G110101019	1	668	B J	ug/L
FWGBKGmw-008C-0463-GF	A7G110101017	1	519	B J	ug/L

	Result	Reporting Limit	Units	Lab Qual	Comments
Antimony					
Equipment Blank Result:	0.070	2.0	ug/L	B	

Result less than 1/2 MRL, acceptable per LCG No qual DMS 9/6/07

Antimony was qualified due to equipment blank contamination in the following associated samples:

Client Sample ID	Lab Sample ID	Dilution	Result	Lab Qual	Result Unit
FWGBKGmw-008C-0463-GF	A7G110101017	1	0.066	B	ug/L
FWGBKGmw-012C-0465-GF	A7G110101007	1	0.13	B	ug/L
FWGBKGmw-021C-0473-GF	A7G110101028	1	0.070	B	ug/L
FWGCBPmw-006C-0474-GF	A7G110101004	1	0.13	B	ug/L
FWGCBPmw-007C-0475-GF	A7G110101002	1	0.34	B	ug/L
FWGLL12mw-153C-0480-GF	A7G110101026	1	0.096	B	ug/L
FWGLL12mw-186C-0483-GF	A7G110101015	1	0.17	B	ug/L
FWGLL12mw-DUP2-0498-G	A7G110101024	1	0.17	B	ug/L

	Result	Reporting Limit	Units	Lab Qual	Comments
2-Butanone					
Equipment Blank Result:	3.3	10	ug/L	J	Common Contaminant

2-Butanone contamination found in the equipment blank did not qualify any samples.

	Result	Reporting Limit	Units	Lab Qual	Comments
Acetone					
Equipment Blank Result:	7.5	10	ug/L	J	Common Contaminant

Acetone contamination found in the equipment blank did not qualify any samples.

QC Outlier Report: Equipment Blank

Lab Reporting Batch : A7G110101
Method/Preparation Batch : 7198244 / 7198244
Client Sample ID : FWGEQUIPRinse2-0502-GW
Lab Sample ID : A7G110101005

Lab ID: STLCAN
Analysis Date : 07/17/2007
Preparation Date : 07/17/2007
Preparation Type : 5030B

Analysis Method : 8260B

	Result	Reporting Limit	Units	Lab Qual	Comments
Benzene					
Equipment Blank Result:	0.31	1.0	ug/L	J	

No qual; result less than 1/2 MRL; acceptable per CCG, dm

Benzene was qualified due to equipment blank contamination in the following associated samples:

Client Sample ID	Lab Sample ID	Dilution	Result	Lab Qual	Result Unit
FWGBKGmw-012C-0465-G	A7G110101006	1	0.54	J	ug/L

	Result	Reporting Limit	Units	Lab Qual	Comments
M&P-XYLENES					
Equipment Blank Result:	0.54	2.0	ug/L	J	

MP-XYLENES contamination found in the equipment blank did not qualify any samples.

	Result	Reporting Limit	Units	Lab Qual	Comments
o-Xylene					
Equipment Blank Result:	0.34	1.0	ug/L	J	

o-Xylene contamination found in the equipment blank did not qualify any samples.

	Result	Reporting Limit	Units	Lab Qual	Comments
Toluene					
Equipment Blank Result:	1.3	1.0	ug/L		Common Contaminant

TD

Toluene was qualified due to equipment blank contamination in the following associated samples:

Client Sample ID	Lab Sample ID	Dilution	Result	Lab Qual	Result Unit
FWGBKGmw-012C-0465-G	A7G110101006	1	0.45	J	ug/L
FWGCBPmw-006C-0474-G	A7G110101003	1	0.59	J	ug/L

	Result	Reporting Limit	Units	Lab Qual	Comments
TOTAL XYLENES					
Equipment Blank Result:	0.87	2.0	ug/L	J	

TOTAL XYLENES contamination found in the equipment blank did not qualify any samples.

	Result	Reporting Limit	Units	Lab Qual	Comments
2-Methylnaphthalene					
Equipment Blank Result:	0.35	0.20	ug/L		

	Result	Reporting Limit	Units	Lab Qual	Comments
2-Methylnaphthalene					
Equipment Blank Result:	0.29	0.20	ug/L		

2-Methylnaphthalene contamination found in the equipment blank did not qualify any samples.

QC Outlier Report: Equipment Blank

Lab Reporting Batch : A7G110101
Lab ID: STLCAN
Method/Preparation Batch : 7205263 / 7205263
Analysis Date : 07/30/2007
Client Sample ID : FWGEQUIPRinse2-0502-GW
Preparation Date : 07/24/2007
Lab Sample ID : A7G110101005
Preparation Type : 3520C

Analysis Method : 8270C

Benzyl alcohol	Result	Reporting Limit	Units	Lab Qual	Comments
Equipment Blank Result:	1.2	5.0	ug/L	J	

Benzyl alcohol	Result	Reporting Limit	Units	Lab Qual	Comments
Equipment Blank Result:	1.5	5.0	ug/L	J	

Benzyl alcohol contamination found in the equipment blank did not qualify any samples.

bis(2-Ethylhexyl) phthalate	Result	Reporting Limit	Units	Lab Qual	Comments
Equipment Blank Result:	1.1	10	ug/L	J B	Common Contaminant

bis(2-Ethylhexyl) phthalate	Result	Reporting Limit	Units	Lab Qual	Comments
Equipment Blank Result:	3.9	10	ug/L	J B	Common Contaminant

NO qual result less than 1/2 MRL; acceptable per CCQ. dpw

bis(2-Ethylhexyl) phthalate was qualified due to equipment blank contamination in the following associated samples:

Client Sample ID	Lab Sample ID	Dilution	Result	Lab Qual	Result Unit
FWGBKGmw-004C-0460-G	A7G110101018	1	2.2	J B	ug/L
FWGBKGmw-008C-0463-G	A7G110101016	1	2.1	J B	ug/L
FWGBKGmw-008C-0463-G	A7G110101016	1	3.3	J B	ug/L
FWGBKGmw-012C-0465-G	A7G110101006	1	2.4	J B	ug/L
FWGBKGmw-012C-0465-G	A7G110101006	1	4.0	J B	ug/L
FWGBKGmw-021C-0473-G	A7G110101027	1	0.99	J B	ug/L
FWGBKGmw-021C-0473-G	A7G110101027	1	0.88	J B	ug/L
FWGCBPmw-006C-0474-G	A7G110101003	1	2.5	J B	ug/L
FWGCBPmw-007C-0475-G	A7G110101001	1	1.2	J B	ug/L
FWGCBPmw-007C-0475-G	A7G110101001	1	4.3	J B	ug/L
FWGLL12mw-153C-0480-G	A7G110101025	1	1.4	J B	ug/L
FWGLL12mw-182C-0481-G	A7G110101021	1	3.7	J B	ug/L
FWGLL12mw-182C-0481-G	A7G110101021	1	1.5	J B	ug/L
FWGLL12mw-183C-0482-G	A7G110101012	1	2.1	J B	ug/L
FWGLL12mw-183C-0482-G	A7G110101012	1	1.2	J B	ug/L
FWGLL12mw-186C-0483-G	A7G110101014	1	0.97	J B	ug/L
FWGLL12mw-186C-0483-G	A7G110101014	1	2.4	J B	ug/L
FWGLL12mw-DUP2-0498-G	A7G110101023	1	2.7	J B	ug/L
FWGLL12mw-DUP2-0498-G	A7G110101023	1	2.4	J B	ug/L

Diethyl phthalate	Result	Reporting Limit	Units	Lab Qual	Comments
Equipment Blank Result:	2.8	1.0	ug/L		Common Contaminant

Diethyl phthalate	Result	Reporting Limit	Units	Lab Qual	Comments
Equipment Blank Result:	2.4	1.0	ug/L		Common Contaminant

QC Outlier Report: Equipment Blank

Lab Reporting Batch : A7G110101
Lab ID: STLCAN
Method/Preparation Batch : 7205263 / 7205263
Analysis Date : 07/30/2007
Client Sample ID : FWGEQUIPRinse2-0502-GW
Preparation Date : 07/24/2007
Lab Sample ID : A7G110101005
Preparation Type : 3520C

Analysis Method : 8270C

Diethyl phthalate contamination found in the equipment blank did not qualify any samples.

Dimethyl phthalate	Result	Reporting Limit	Units	Lab Qual	Comments
Equipment Blank Result:	1.0	1.0	ug/L		Common Contaminant

Dimethyl phthalate	Result	Reporting Limit	Units	Lab Qual	Comments
Equipment Blank Result:	0.84	1.0	ug/L	J	Common Contaminant

Dimethyl phthalate contamination found in the equipment blank did not qualify any samples.

Di-n-butyl phthalate	Result	Reporting Limit	Units	Lab Qual	Comments
Equipment Blank Result:	0.69	1.0	ug/L	J	Common Contaminant

Di-n-butyl phthalate	Result	Reporting Limit	Units	Lab Qual	Comments
Equipment Blank Result:	0.73	1.0	ug/L	J	Common Contaminant

Di-n-butyl phthalate was qualified due to equipment blank contamination in the following associated samples:

Client Sample ID	Lab Sample ID	Dilution	Result	Lab Qual	Result Unit
FWGLL12mw-153C-0480-G	A7G110101025	1	1.2		ug/L
FWGLL12mw-153C-0480-G	A7G110101025	1	0.99	J	ug/L

Naphthalene	Result	Reporting Limit	Units	Lab Qual	Comments
Equipment Blank Result:	0.44	0.20	ug/L		

Naphthalene	Result	Reporting Limit	Units	Lab Qual	Comments
Equipment Blank Result:	0.46	0.20	ug/L		

Naphthalene contamination found in the equipment blank did not qualify any samples.

2,4,6-TNT	Result	Reporting Limit	Units	Lab Qual	Comments
Equipment Blank Result:	0.092	0.098	ug/L	J	

2,4,6-TNT contamination found in the equipment blank did not qualify any samples.

NITROGLYCERINE	Result	Reporting Limit	Units	Lab Qual	Comments
Equipment Blank Result:	0.57	0.64	ug/L	J	

NITROGLYCERINE contamination found in the equipment blank did not qualify any samples.

QC Outlier Report: Equipment Blank

Lab Reporting Batch : A7G110101
Lab ID: STLCAN
Method/Preparation Batch : 7197199 / 7197199
Analysis Date : 07/19/2007
Client Sample ID : FWGEQUIPRinse2-0502-GW
Preparation Date : 07/16/2007
Lab Sample ID : A7G110101005
Preparation Type : 3535

Analysis Method : 8330

RDX	Result	Reporting Limit	Units	Lab Qual	Comments
Equipment Blank Result:	0.19	0.098	ug/L	SCN	

RDX was qualified due to equipment blank contamination in the following associated samples:

Client Sample ID	Lab Sample ID	Dilution	Result	Lab Qual	Result Unit
FWGLL12mw-186C-0483-G	A7G110101014	1.2	0.093	J	ug/L

QC Outlier Report: Field Duplicates (Non-qualified Outliers)

Lab Report Batch: A7G110101 **Lab ID:** STLCAN

			Field Sample				Field Sample Duplicate						
Analysis Method	Matrix	Analyte Name	Client Sample ID	Ana Type	Result	Lab Qualifier	Client Sample Duplicate ID	Ana Type	Result	Lab Qualifiers	RPD Dup* (%)	RPD Criteria (%)	Result Units
6010B	AQ	Arsenic	FWGLL12mw-182	ES/TO	51.0		FWGLL12mw-DU	ES/TO	71.7		33.7	30	ug/L
6020	AQ	Aluminum		ES/TO	20.1	B		ES/TO	50.0	U	200.0	30	ug/L
	AQ	Antimony		ES/TO	2.0	U		ES/TO	0.17	B	200.0	30	ug/L
353.2	AQ	Nitrate as N (NO3-N)	FWGLL12mw-182	RES	0.1	U	FWGLL12mw-DU	RES	0.05	B	200.0	30	mg/L
8260B	AQ	Chloromethane		RES	1.0	U		RES	0.31	J	200.0	30	ug/L
8270C	AQ	bis(2-Ethylhexyl) phthalate		RE	1.5	J B		RE	2.4	J B	46.2	30	ug/L
8330	AQ	Nitrobenzene		DL	0.064	J		DL	0.098	U	200.0	30	ug/L

Note: Outlier report also includes analytes detected in one sample but not in the related sample, i.e., analyte was detected in the field sample but not in the field duplicate sample, or vice versa. In this case, RPD value assigned to the field duplicate sample is 200.

Project Number and Name: ***030240.0005 - Ravenna GW***

Reporting Limits Outlier Report (detected results reported below the reporting limit)

Lab Report Batch: A7G110101 **Lab ID:** STLCAN

Client Sample ID	Lab Sample ID	Analysis Method	Matrix	Analyte Name	Lab Qualifier	Result	EDD Reporting Limit	Units
FWGBKGmw-004C-0460-	A7G110101019	6010B	AQ	Manganese	B J	0.98	10.0	ug/L
				Potassium	B J	668	1000	ug/L
		6020		Aluminum	B	6.2	50.0	ug/L
				Zinc	B	2.7	10.0	ug/L
FWGBKGmw-004C-0460-	A7G110101018	8270C		bis(2-Ethylhexyl) phthalate	J B	2.2	10	ug/L
		9012A		Cyanide	B	0.0051	0.010	mg/L
FWGBKGmw-008C-0463-	A7G110101017	6010B		Barium	B J	4.4	10.0	ug/L
				Manganese	B J	0.73	10.0	ug/L
				Potassium	B J	519	1000	ug/L
		6020		Antimony	B	0.066	2.0	ug/L
FWGBKGmw-008C-0463-	A7G110101016	8270C		bis(2-Ethylhexyl) phthalate	J B	2.1	10	ug/L
				bis(2-Ethylhexyl) phthalate	J B	3.3	10	ug/L
FWGBKGmw-012C-0465-	A7G110101007	6010B		Nickel	B	2.2	10.0	ug/L
		6020		Antimony	B	0.13	2.0	ug/L
				Zinc	B	8.2	10.0	ug/L
FWGBKGmw-012C-0465-	A7G110101006	8081A		beta-BHC	J	0.017	0.030	ug/L
		8260B		Benzene	J	0.54	1.0	ug/L
				Toluene	J	0.45	1.0	ug/L
		8270C		bis(2-Ethylhexyl) phthalate	J B	4.0	10	ug/L
				bis(2-Ethylhexyl) phthalate	J B	2.4	10	ug/L
FWGBKGmw-021C-0473-	A7G110101028	6020		Antimony	B	0.070	2.0	ug/L
FWGBKGmw-021C-0473-	A7G110101027	8260B		Chloromethane	J	0.37	1.0	ug/L
		8270C		bis(2-Ethylhexyl) phthalate	J B	0.99	10	ug/L
				bis(2-Ethylhexyl) phthalate	J B	0.88	10	ug/L
FWGCBPmw-006C-0474-	A7G110101004	6010B		Nickel	B	1.7	10.0	ug/L
		6020		Antimony	B	0.13	2.0	ug/L
				Zinc	B	5.2	10.0	ug/L
FWGCBPmw-006C-0474-	A7G110101003	8260B		Toluene	J	0.59	1.0	ug/L
		8270C		bis(2-Ethylhexyl) phthalate	J B	2.5	10	ug/L
FWGCBPmw-007C-0475-	A7G110101002	6010B		Cobalt	B	2.1	5.0	ug/L
				Nickel	B	4.4	10.0	ug/L
		6020		Aluminum	B	40.0	50.0	ug/L
				Antimony	B	0.34	2.0	ug/L
				Thallium	B	0.031	1.0	ug/L
				Zinc	B	3.2	10.0	ug/L
FWGCBPmw-007C-0475-	A7G110101001	8270C		bis(2-Ethylhexyl) phthalate	J B	1.2	10	ug/L

Reporting Limits Outlier Report (detected results reported below the reporting limit)

Lab Report Batch: A7G110101 **Lab ID:** STLCAN

Client Sample ID	Lab Sample ID	Analysis Method	Matrix	Analyte Name	Lab Qualifier	Result	EDD Reporting Limit	Units
FWGCBPmw-007C-0475-	A7G110101001	8270C	AQ	bis(2-Ethylhexyl) phthalate	J B	4.3	10	ug/L
FWGEQUIPRinse2-0502-	A7G110101005	6010B		Calcium	B J	114	1000	ug/L
				Potassium	B J	159	1000	ug/L
		6020		Antimony	B	0.070	2.0	ug/L
		8260B		2-Butanone	J	3.3	10	ug/L
				Acetone	J	7.5	10	ug/L
				Benzene	J	0.31	1.0	ug/L
				M&P-XYLENES	J	0.54	2.0	ug/L
				o-Xylene	J	0.34	1.0	ug/L
				TOTAL XYLENES	J	0.87	2.0	ug/L
		8270C		Benzyl alcohol	J	1.5	5.0	ug/L
				Benzyl alcohol	J	1.2	5.0	ug/L
				bis(2-Ethylhexyl) phthalate	J B	1.1	10	ug/L
				bis(2-Ethylhexyl) phthalate	J B	3.9	10	ug/L
				Dimethyl phthalate	J	0.84	1.0	ug/L
				Di-n-butyl phthalate	J	0.73	1.0	ug/L
				Di-n-butyl phthalate	J	0.69	1.0	ug/L
		8330		2,4,6-TNT	J	0.092	0.098	ug/L
				NITROGLYCERINE	J	0.57	0.64	ug/L
FWGLL12mw-153C-0480-	A7G110101026	6020		Antimony	B	0.096	2.0	ug/L
				Zinc	B	4.6	10.0	ug/L
FWGLL12mw-153C-0480-	A7G110101025	8270C		bis(2-Ethylhexyl) phthalate	J B	1.4	10	ug/L
				Di-n-butyl phthalate	J	0.99	1.0	ug/L
FWGLL12mw-182C-0481-	A7G110101022	6020		Aluminum	B	20.1	50.0	ug/L
				Zinc	B	3.8	10.0	ug/L
FWGLL12mw-182C-0481-	A7G110101021	8270C		bis(2-Ethylhexyl) phthalate	J B	1.5	10	ug/L
				bis(2-Ethylhexyl) phthalate	J B	3.7	10	ug/L
		8330		Nitrobenzene	J	0.064	0.098	ug/L
FWGLL12mw-183C-0482-	A7G110101013	6020		Zinc	B	5.3	10.0	ug/L
FWGLL12mw-183C-0482-	A7G110101012	8270C		bis(2-Ethylhexyl) phthalate	J B	2.1	10	ug/L
				bis(2-Ethylhexyl) phthalate	J B	1.2	10	ug/L
FWGLL12mw-186C-0483-	A7G110101015	6010B		Cobalt	B	1.9	5.0	ug/L
				Nickel	B	2.5	10.0	ug/L
		6020		Aluminum	B	6.4	50.0	ug/L
				Antimony	B	0.17	2.0	ug/L
				Thallium	B	0.031	1.0	ug/L

Reporting Limits Outlier Report (detected results reported below the reporting limit)

Lab Report Batch: A7G110101 **Lab ID:** STLCAN

Client Sample ID	Lab Sample ID	Analysis Method	Matrix	Analyte Name	Lab Qualifier	Result	EDD Reporting Limit	Units
FWGLL12mw-186C-0483-	A7G110101015	6020	AQ	Zinc	B	4.3	10.0	ug/L
FWGLL12mw-186C-0483-	A7G110101014	353.2		Nitrate as N (NO3-N)	B	0.02	0.1	mg/L
		8270C		bis(2-Ethylhexyl) phthalate	J B	2.4	10	ug/L
				bis(2-Ethylhexyl) phthalate	J B	0.97	10	ug/L
		8330		RDX	J	0.093	0.12	ug/L
FWGLL12mw-DUP2-0498	A7G110101024	6020		Antimony	B	0.17	2.0	ug/L
				Zinc	B	3.5	10.0	ug/L
FWGLL12mw-DUP2-0498	A7G110101023	353.2		Nitrate as N (NO3-N)	B	0.05	0.1	mg/L
		8260B		Chloromethane	J	0.31	1.0	ug/L
		8270C		bis(2-Ethylhexyl) phthalate	J B	2.4	10	ug/L
				bis(2-Ethylhexyl) phthalate	J B	2.7	10	ug/L
FWGLL1mw-080C-0485-G	A7G110101010	6010B		Barium	B J	9.5	10.0	ug/L
				Manganese	B J	6.9	10.0	ug/L
				Nickel	B	4.7	10.0	ug/L
		6020		Antimony	B	0.18	2.0	ug/L
				Zinc	B	3.1	10.0	ug/L
FWGLL1mw-080C-0485-G	A7G110101009	8270C		bis(2-Ethylhexyl) phthalate	J B	1.5	10	ug/L
				bis(2-Ethylhexyl) phthalate	J B	3.0	10	ug/L
		8330		2,4,6-TNT	J	0.45	0.50	ug/L
FWGTeam3-Trip	A7G110101008	8260B		Toluene	J	0.17	1.0	ug/L
FWGTRIP-Team2	A7G110101020			Toluene	J	0.23	1.0	ug/L

QC Outlier Report: Non-Qualified Outliers for Reporting Limits
(Sample is non-detect but reported result exceeds project requirements for reporting limit)

Lab Report Batch: A7G110101 **Lab ID:** STLCAN

Client Sample ID	Lab Sample ID	Analysis Method	Matrix	Analyte Name	Lab Qualifier	Result	Reporting Limit Criteria*	Units
FWGBKGmw-004C-0460-	A7G110101018	8330	AQ	2-Nitrotoluene	U	0.55	0.22	ug/L
				3-Nitrotoluene	U	0.55	0.22	ug/L
				4-Nitrotoluene	U	0.55	0.22	ug/L
FWGBKGmw-008C-0463-	A7G110101016	8330	AQ	2,4-Dinitrotoluene	U	0.11	0.11	ug/L
				2,6-Dinitrotoluene	U	0.11	0.11	ug/L
				2-Nitrotoluene	U	0.54	0.21	ug/L
				3-Nitrotoluene	U	0.54	0.21	ug/L
				4-Nitrotoluene	U	0.54	0.21	ug/L
FWGBKGmw-012C-0465-	A7G110101006	8330	AQ	2-Nitrotoluene	U	0.48	0.19	ug/L
				3-Nitrotoluene	U	0.48	0.19	ug/L
				4-Nitrotoluene	U	0.48	0.19	ug/L
FWGBKGmw-021C-0473-	A7G110101027	8330	AQ	2-Nitrotoluene	U	0.49	0.20	ug/L
				3-Nitrotoluene	U	0.49	0.20	ug/L
				4-Nitrotoluene	U	0.49	0.20	ug/L
FWGCBPmw-006C-0474-	A7G110101003	8330	AQ	2-Nitrotoluene	U	0.50	0.20	ug/L
				3-Nitrotoluene	U	0.50	0.20	ug/L
				4-Nitrotoluene	U	0.50	0.20	ug/L
FWGCBPmw-007C-0475-	A7G110101001	8330	AQ	2-Nitrotoluene	U	0.51	0.20	ug/L
				3-Nitrotoluene	U	0.51	0.20	ug/L
				4-Nitrotoluene	U	0.51	0.20	ug/L
FWGEQUIPRinse2-0502-	A7G110101005	6010B	AQ	Magnesium	U	1000	100.00	ug/L
				Sodium	U	1000	200.00	ug/L
		8330		2-Nitrotoluene	U	0.49	0.20	ug/L
				3-Nitrotoluene	U	0.49	0.20	ug/L
				4-Nitrotoluene	U	0.49	0.20	ug/L
FWGLL12mw-153C-0480-	A7G110101025	8330	AQ	2-Nitrotoluene	U	0.49	0.20	ug/L
				3-Nitrotoluene	U	0.49	0.20	ug/L
				4-Nitrotoluene	U	0.49	0.20	ug/L

* Reporting Limit Criteria = (Dilution Factor) * (Reporting Limit from the reference project library) * (Percent Moisture Correction)
Percent Moisture Correction:
Soil: 100 / (100 - Percent Moisture)
Water: 1

Project Number and Name: **030240.0005 - Ravenna GW**

QC Outlier Report: Non-Qualified Outliers for Reporting Limits
(Sample is non-detect but reported result exceeds project requirements for reporting limit)

Lab Report Batch: A7G110101 **Lab ID:** STLCAN

Client Sample ID	Lab Sample ID	Analysis Method	Matrix	Analyte Name	Lab Qualifier	Result	Reporting Limit Criteria*	Units
FWGLL12mw-182C-0481-	A7G110101021	8330	AQ	2-Nitrotoluene	U	0.49	0.20	ug/L
				3-Nitrotoluene	U	0.49	0.20	ug/L
				4-Nitrotoluene	U	0.49	0.20	ug/L
FWGLL12mw-183C-0482-	A7G110101012	8330	AQ	2-Nitrotoluene	U	0.52	0.21	ug/L
				3-Nitrotoluene	U	0.52	0.21	ug/L
				4-Nitrotoluene	U	0.52	0.21	ug/L
FWGLL12mw-186C-0483-	A7G110101014	8330	AQ	2-Nitrotoluene	U	0.60	0.24	ug/L
				3-Nitrotoluene	U	0.60	0.24	ug/L
				4-Nitrotoluene	U	0.60	0.24	ug/L
FWGLL12mw-DUP2-0498	A7G110101023	8330	AQ	2-Nitrotoluene	U	0.49	0.20	ug/L
				3-Nitrotoluene	U	0.49	0.20	ug/L
				4-Nitrotoluene	U	0.49	0.20	ug/L
FWGLL1mw-080C-0485-G	A7G110101009	8330	AQ	2-Nitrotoluene	U	2.5	1.01	ug/L
				3-Nitrotoluene	U	2.5	1.01	ug/L
				4-Nitrotoluene	U	2.5	1.01	ug/L

* Reporting Limit Criteria = (Dilution Factor) * (Reporting Limit from the reference project library) * (Percent Moisture Correction)
Percent Moisture Correction:
Soil: 100 / (100 - Percent Moisture)
Water: 1

Project Number and Name: **030240.0005 - Ravenna GW**

Technical Completeness Report

Project No. / Name : *030240.0005 / Ravenna GW*

Analytical Method	Total Number of Analytes	Number of Rejects	Percent Completeness
353.2 Modified	13	1	92.3
6010B	195	0	100.0
6020	91	0	100.0
7470A	13	0	100.0
8081A	273	0	100.0
8082	91	0	100.0
8260B	663	50	92.5
8270C	858	52	93.9
8330	208	9	95.7
9012A	13	0	100.0
SW8330 Modified	13	0	100.0
Total	***2431***	***112***	***95.4***

Note:

$$\text{Percent Completeness} = \frac{\text{Number of Useable Results}}{\text{Number of Reported Results}} * 100\ \%$$

[Useable results are qualified but not Rejected data]

APPENDIX C

INVESTIGATIVE DERIVED WASTE CHARACTERIZATION AND DISPOSAL PLAN

DRAFT

INVESTIGATION-DERIVED WASTE CHARACTERIZATION AND DISPOSAL PLAN

FOR THE
FACILITY WIDE GROUNDWATER MONITORING PROGRAM
JULY 2007 SAMPLING EVENT
AT THE
RAVENNA ARMY AMMUNITION PLANT
RAVENNA, OHIO

September 2007

Prepared for

U.S. Army Joint Operations Command
MARC Contract Number W912QR-04-D-0036

Prepared by
Environmental Quality Management, Inc.
1800 Carillon Boulevard
Cincinnati Ohio 45240

CONTENTS

CONTENTS i
TABLES i
APPENDICES i
ACRONYMS ii
1.0 INTRODUCTION 1
2.0 OPERATIONAL HISTORY AND WASTE GENERATION 1
3.0 MANAGEMENT OF ENVIRONMENTAL MEDIA 2
4.0 DISCUSSION OF ANALYTICAL RESULTS 3
5.0 RECOMMENDATIONS FOR DISPOSAL 3
5.1 Groundwater 4
5.2 Decontamination Fluids 5
5.3 Summary of Disposal Recommendations 5
6.0 REFERENCES 6

TABLES

Table 2.1. IDW Inventory of Drums 2
Table 5.1 Detected Analytical Results When Compared to USEPA Regulatory Characteristic Levels (40 CFR 261.20 – 24) 4
Table 5.2 Summary of Drum Containers, TCLP Criteria, and Disposal Recommendations 5

APPENDICES

Appendix 1 Investigation-Derived Waste Analytical Results Summary

ACRONYMS

AOC	Area of Concern
EQM	Environmental Quality Management, Inc.
EPA	U.S. Environmental Protection Agency
IDW	investigation-derived wastes
Ohio EPA	Ohio Environmental Protection Agency
PPE	personal protective equipment
RCRA	Resource Conservation and Recovery Act
RVAAP	Ravenna Army Ammunition Plant
SAP	Sampling and Analysis Plan
SVOC	Semi-volatile organic compounds
TCLP	Toxicity Characteristic Leaching Procedure
USACE	US Army Corps of Engineers
UXO	unexploded ordnance
VOC	Volatile organic compounds

1.0 INTRODUCTION

Investigative activities were conducted during the Facility Wide Groundwater Monitoring Program sampling events in July 2007 at the Ravenna Army Ammunition Plant (RVAAP), Ravenna, Ohio, resulting in the generation of investigation-derived wastes (IDW) consisting of purge-water and equipment decontamination water wastes. The IDW purge water was generated in the course of sampling each well. The IDW decontamination waters were generated from the cleaning and decontamination activities for non-dedicated equipment needed to sample the wells. The purpose of this report is to characterize and classify the IDW for proper disposal. The report includes:

- A summary of the IDW generated and its origin,
- A review of the analytical results used for waste characterization,
- Classification of the IDW per the *Facility Wide Sampling and Analysis Plan*,
- Recommendations for disposal.

This document follows guidance established by the US Army Corps of Engineers (USACE) and the Ohio EPA regarding IDW disposition at RVAAP.

2.0 OPERATIONAL HISTORY AND WASTE GENERATION

Information regarding the operational history and suspected contaminants for the Facility Wide Groundwater Monitoring Program Plan is presented in Section 1.2 of the *Final Part 1- Sampling and Analysis Plan Addendum for the Facility-Wide Groundwater Monitoring Program Plan at the Ravenna Army Ammunition Plant, Ravenna, Ohio* (SAP Addendum) (Portage, 2004). Section 4.6 of the SAP Addendum describes procedures used for sampling and managing IDW at RVAAP.

Water (purged groundwater and decontamination water) IDW was generated during the July 2007 sampling event. Each AOC area had a drum designated and labeled for purge water disposal before any sampling events occurred as agreed upon by USACE, Ohio EPA, and EQM. The Background wells had one drum labeled for use prior to beginning the sampling events. Purge water was generated in accordance with the Facility Wide Sampling and Analysis Plan (SAP), Section 4.3.4.2 (SAIC, 2001) under the Micro-Purging criteria. Decontamination water was generated from the washing, rinsing, and decontamination procedures used for all non-dedicated sampling equipment. These decontamination procedures are described in Section 4.3.8 Decontamination Procedures of the Facility Wide SAP.

The unique drum container label number, the type and size of drum container used, estimated volume within each drum, and the source of purge waste water or decontamination fluid is presented in Table 2-1 below.

Table 2-1. IDW Inventory of Drums

Drum Label	Drum Type & Size	Contents	Estimated Volume	Location/Source
EQM 2007-13	55 Gal. Close Top	Purge water	<10-gallons	LL2 Monitoring Wells 059, 262, 263
EQM 2007-14	55 Gal. Close Top	Purge water	<5-gallons	Demolition Area 2 Monitoring well 107
EQM 2007-15	55 Gal. Close Top	Purge water	<10-gallons	LL1 Monitoring Wells 078, 080, 083
EQM 2007-16	55 Gal. Close Top	Purge water	<10-gallons	LL3 Monitoring Wells 238, 242
EQM 2007-17	55 Gal. Close Top	Purge water	<10-gallons	LL4 Monitoring Wells 198, 199
EQM 2007-18	55 Gal. Close Top	Purge water	<10-gallons	LL11 Monitoring Wells 002, 007
EQM 2007-19	55 Gal. Close Top	Purge water	<10-gallons	LL12 Monitoring Wells 153, 182, 183, 186
EQM 2007-20	55 Gal. Close Top	Purge water	~ 30-gallon	Background Monitoring Wells 004, 005, 006, 008, 010, 012, 013, 015, 016, 017, 018, 019, 020, 021
EQM 2007-21	55 Gal. Close Top	Purge water	<10-gallons	Central Burn Area Monitoring Wells 006, 007
EQM 2007-22	55 Gal. Close Top	Purge water	<10-gallons	Winklepeck Burning Grounds Monitoring Wells 006, 007, 009
EQM 2007-23	55 Gal. Close Top	Decontamination wash water	~25-gallons	Equipment Rinse/Decontamination

3.0 MANAGEMENT OF ENVIRONMENTAL MEDIA

All environmental media were managed in a manner that minimized potential risk to human health and the environment. IDW was handled as nonhazardous material pending waste characterization and classification based on analytical results. The Facility-Wide SAP (SAIC, 2001) and the Final Part 1 Sampling and Analysis Plan (Portage, 2004) describe approved procedures used for containerizing and handling IDW.

All liquid indigenous (purged groundwater) IDW generated from each monitoring well micro-purging was segregated into different drums by AOC areas and placed into 55-gallon drums as previously agreed upon by USACE and Ohio EPA. The purge water was transferred daily from each well location after sampling by closed-top 5-gallon buckets to the appropriately labeled 55-gallon drums located and staged behind Building 1036.

4.0 DISCUSSION OF ANALYTICAL RESULTS

Per Section 7.4 of the Facility-Wide SAP (2001), IDW Characterization and Classification for Disposal, all IDW indigenous wastes were characterized for disposal by taking composite samples collected from each of the segregated waste streams. There were only two segregated waste streams that needed to be investigated: one for the purge water generated, and one for the decontamination procedures. Each waste stream had a composite sample taken by using a "drum thief" until a total of 4 liters was withdrawn in equal amounts from all drums of that particular waste stream. Each waste stream composite sample was submitted to STL Laboratories, North Canton for full toxicity characteristic leaching procedure (TCLP) analysis using the following methods in accordance with the Facility-Wide SAP (SAIC, 2001):

- TCLP Mercury by SW846 1311/7470A
- TCLP Metals (Silver, arsenic, barium, cadmium, chromium, lead, and selenium) by SW846 1311/6010B
- TCLP Semi-volatile organic compounds (SVOCs) by SW846 1311/8270C
- TCLP Volatile organic compounds (VOCs) by SW846 1311/8260B
- Reactive Cyanide by SW846 7.3.3
- Reactive Sulfide by SW846 7.3.4
- Flash Point by SW846 1010
- pH by SW846 9040B
-

Note that the initial results received from the laboratory reported TCLP arsenic concentrations that seemed inconsistent with past analytical results and the concentrations of arsenic found in the actual field samples. EQM requested that the sample be reanalyzed. Based on the reanalysis and an internal laboratory investigation it was determined that the initial sample extracts were switched during the TCLP process and the initial metals and SVOC results were in error. This was corrected by the laboratory during the reanalysis and the correct results are included in Appendix 1. Please refer to the Case Narrative in Appendix 1 for further details.

A trip blank (FWG-IDW-TB2007-1) was submitted with the samples and analyzed for Volatile Organic Compounds. The IDW analytical results are presented in Appendix 1.

5.0 RECOMMENDATIONS FOR DISPOSAL

Table 7-1 in the Facility-Wide SAP (SAIC, 2001) presents all the maximum concentration of contaminants for the toxicity characteristic for hazardous wastes as per 40 CFR 261.24. Analytical results for the July 2007 Groundwater Sampling Events IDW were compared against these criteria to determine whether waste streams generated were potentially hazardous or non-hazardous.

5.1 Groundwater

IDW was generated during the well sampling activities by micro-purging monitoring wells associated with this investigation. After comparing the analytical data results generated from groundwater sampling activities to the contaminants and their regulatory levels from Table 7-1 1 in the Facility-Wide SAP (SAIC, 2001), the data indicated that no regulatory criteria for Resource Conservation and Recovery Act (RCRA) hazardous waste determinations were exceeded. Table 5.1 below presents the detected results compared to the regulatory characteristic for hazardous wastes as per 40 CFR 261.24. Note that the data reported for metals and SVOCs in Table 5-1 is from the reanalyzed sample (Lot Sample # A7H210110) to correct the initial laboratory error discussed in Section 4. For a complete listing of all RCRA toxicity characteristic values reference Table 7-1 in the Facility-Wide SAP (SAIC, 2001).

Table 5.1 Detected Analytical Results

Sample ID	Detected Contaminant	Detected Result (mg/L)	Regulatory[1] Level (mg/L)	Above Regulatory Yes/No
FWG-IDW-MWPURGE JULY2007	Barium - TCLP	0.011 J	100.0	No
	Lead - TCLP	0.0018 J	5.0	No
	Flashpoint	>180°F	<140°F	No
	pH	7.5	<2 or >12.5	No
FWG-IDW-MWDECON JULY2007				
	Barium – TCLP	0.0093 J	100.00	No
	Cadmium - TCLP	0.00054 J	1.0	No
	Chromium - TCLP	0.0041 J	5.0	No
	Lead - TCLP	0.0078 J	5.0	No
	Selenium - TCLP	0.0024 J	0.16	No
	Flashpoint	>180°F	<140°F	No
	pH	8.0	<2 or >12.5	No
FWG-IDW-TB July 2007	1,1-Dichlorethylene	0.001 J	0.7	N

J = Estimated result. Result is less than reporting limit. Note that the flags used to qualify the data are consistent with USACE Laboratory Chemistry Guidelines.
1 = USEPA Regulatory Characteristic Levels (40 CFR 261.20 through 24).

It is recommended that the drums containing purged groundwater be classified as contaminated, but non-hazardous and that they be sent off-site for disposal to a permitted water treatment facility in accordance with the Facility-Wide SAP (SAIC, 2001) guidance under Section 7.0 "Investigation-Derived Waste".

5.2 Decontamination Fluids

A composite sample collected from decontamination fluids generated from cleaning of non-dedicated sampling equipment used during the investigation indicated that all analytes were below TCLP threshold values and therefore should be classified as non-hazardous. It is recommended that these containers be classified as contaminated, non-hazardous, and that they be sent off-site for disposal to a permitted water treatment facility in accordance with the Facility-Wide SAP (SAIC, 2001) guidance under Section 7.0 Investigation-Derived Waste.

5.3 Summary of Disposal Recommendations

It is recommended that all drums be classified as contaminated, but non-hazardous and that they be sent off-site for disposal to a permitted water treatment facility. The TCLP test results for both composite samples show that no chemical was detected in levels that required a labeling of hazardous. Table 5-2 presents a summary of each drum and the recommended disposal options for the waste streams presented and previously discussed.

Table 5.2. Summary of Drum Containers, TCLP Criteria, and Disposal Recommendations

Drum Container Label	Media	TCLP Criteria	Disposal Recommendation
EQM 2007-13	Water	Maximum Concentration of Contaminants NOT exceeded	Consolidated for Off-Site Non-Hazardous Disposal
EQM 2007-14	Water	Maximum Concentration of Contaminants NOT exceeded	Consolidated for Off-Site Non-Hazardous Disposal
EQM 2007-15	Water	Maximum Concentration of Contaminants NOT exceeded	Consolidated for Off-Site Non-Hazardous Disposal
EQM 2007-16	Water	Maximum Concentration of Contaminants NOT exceeded	Consolidated for Off-Site Non-Hazardous Disposal
EQM 2007-17	Water	Maximum Concentration of Contaminants NOT exceeded	Consolidated for Off-Site Non-Hazardous Disposal
EQM 2007-18	Water	Maximum Concentration of Contaminants NOT exceeded	Consolidated for Off-Site Non-Hazardous Disposal
EQM 2007-19	Water	Maximum Concentration of Contaminants NOT exceeded	Consolidated for Off-Site Non-Hazardous Disposal
EQM 2007-20	Water	Maximum Concentration of Contaminants NOT exceeded	Consolidated for Off-Site Non-Hazardous Disposal
EQM 2007-21	Water	Maximum Concentration of Contaminants NOT exceeded	Consolidated for Off-Site Non-Hazardous Disposal
EQM 2007-22	Water	Maximum Concentration of Contaminants NOT exceeded	Consolidated for Off-Site Non-Hazardous Disposal
EQM 2007-23	Water	Maximum Concentration of Contaminants NOT exceeded	Consolidated for Off-Site Non-Hazardous Disposal

6.0 REFERENCES

SAIC, 2001. *Facility-Wide Sampling and Analysis Plan for Environmental Investigations at the Ravenna Army Ammunition Plant, Ravenna, Ohio.*

Portage Environmental, 2004, *RVAAP Facility Wide Groundwater Monitoring Program Plan.*

APPENDIX 1

INVESTIGATION-DERIVED WASTE ANALYTICAL RESULTS SUMMARY

STL

STL North Canton
4101 Shuffel Drive NW
North Canton, OH 44720

Tel: 330 497 9396 Fax: 330 497 0772
www.stl-inc.com

ANALYTICAL REPORT

PROJECT NO. 001074.0001

FWGWMP RVAAP
SDG #: 7H02243

Eric Corbin

Environmental Quality Mgt., I
1800 Carillon Blvd
Cincinnati, OH 45240

TESTAMERICA LABORATORIES, INC.

Mark J. Loeb
Project Manager

September 10, 2007

CASE NARRATIVE

7H02243

The following report contains the analytical results for two water samples and one quality control sample submitted to TestAmerica North Canton by Environmental Quality Mgt. Inc. from the FWGWMP RVAAP Site, project number 001074.0001. The samples were received August 02, 2007, according to documented sample acceptance procedures.

This SDG consists of (2) laboratory ID's: A7H020243 and A7H210110.

Preliminary results for chain of custody number 268915 were originally reported under laboratory ID A7H020243 on August 16, 2007. After client review of the preliminary results, the client requested the laboratory reevaluate the TCLP Arsenic results. A cursory investigation indicated there was a possible error with the results reported.

Sufficient sample volume remained for the laboratory to prepare and reanalyze the parameters that were in question based on the initial investigation. The samples were relogged under laboratory ID A7H210110 for both TCLP Metals and TCLP SVOCs. Results of the reextraction and reanalyses performed did not agree with the results originally reported. The investigation as to what happened is still under way. Samples that went through the TCLP process the same day are being releached and reanalyzed. Results of the investigation are still inconclusive but focus on what appears to be switched sample extracts during or after the TCLP process. By client request, results from the primary sample analysis and the reextraction analysis are included in this report.

TestAmerica utilizes USEPA approved methods in all analytical work. The samples presented in this report were analyzed for the parameter(s) listed on the analytical methods summary page in accordance with the method(s) indicated. Preliminary results were provided to Eric Corbin and Heather Medley on August 16, 2007, on August 27, 2007, and September 05, 2007. A summary of QC data for these analyses is included at the back of the report.

TestAmerica North Canton attests to the validity of the laboratory data generated by TestAmerica facilities reported herein. All analyses performed by TestAmerica facilities were done using established laboratory SOPs that incorporate QA/QC procedures described in the applicable methods. TestAmerica's operations groups have reviewed the data for compliance with the laboratory QA/QC plan, and data have been found to be compliant with laboratory protocols unless otherwise noted below.

The test results in this report meet all NELAP requirements for parameters for which accreditation is required or available. Any exceptions to NELAP requirements are noted in this report. Pursuant to NELAP, this report may not be reproduced, except in full, without the written approval of the laboratory.

Please refer to the Quality Control Elements Narrative following this case narrative for additional quality control information.

CASE NARRATIVE (continued)

If you have any questions, please call the Project Manager, Mark J. Loeb, at 330-497-9396.

This report is sequentially paginated. The final page of the report is labeled as "END OF REPORT." The total number of pages in this report is 68.

SAMPLE RECEIVING

The temperature of the cooler upon sample receipt was 1.2°C.

See TestAmerica's Cooler Receipt Form for additional information.

GC/MS VOLATILES

The sample(s) that contain results between the MDL and the RL were flagged with "J". There is a possibility of false positive or mis-identification at these quantitation levels. In analytical methods requiring confirmation of the analyte reported, confirmation was performed only down to the standard reporting limit (SRL). The acceptance criteria for QC samples may not be met at these quantitation levels.

The matrix spike/matrix spike duplicate(s) for FW6-IDW-MWPURGE JULY 2007 had recoveries outside acceptance limits. However, since the associated method blank(s) and laboratory control sample(s) were in control, no corrective action was necessary.

The matrix spike/matrix spike duplicate(s) for batch(es) 7219436 had RPD's and recoveries outside acceptance limits. However, since the associated method blank(s) and laboratory control sample(s) were in control, no corrective action was necessary.

GC/MS SEMIVOLATILES

The sample(s) that contain results between the MDL and the RL were flagged with "J". There is a possibility of false positive or mis-identification at these quantitation levels. In analytical methods requiring confirmation of the analyte reported, confirmation was performed only down to the standard reporting limit (SRL). The acceptance criteria for QC samples may not be met at these quantitation levels.

There were no client requested Matrix Spike/Matrix Spike Duplicate (MS/MSD) samples in batch(es) 7223021. Therefore, the laboratory has included a Laboratory Control Sample Duplicate (LCSD) in the QC batch. The LCSD recoveries, together with the LCS recoveries, are used to determine the reproducibility (precision) of the analytical system.

CASE NARRATIVE (continued)

GC/MS SEMIVOLATILES (continued)

By client request, the results initially reported under laboratory ID: A7H020243 were reevaluated. Results of the reevaluation demonstrated a possible sample switch had occurred during the TCLP Extraction process. Results of the reanalysis demonstrated no reportable SVOC TCLP parameters were present in the sample matrices.

The LCS and LCSD failed the initial rework for the sample analysis. Due to this QC failure, the samples were reprepared and reanalyzed a third time. Since both of the reanalyses were performed past the holding times, only the reanalyses results with the valid QC results were reported for the rework report.

Client requested reanalysis of sample(s) FW6-IDW-MWDECON JULY 2007 and FW6-IDW-MWPURGE JULY 2007 for confirmation purposes. Releaching was performed after the holding times had been exceeded. Upon reextraction and reanalysis all QC met acceptance criteria.

METALS

The sample(s) that contain results between the MDL and the RL were flagged with "B". There is the possibility of false positive or mis-identification at these quantitation levels. The acceptance criteria for the ICB, CCB, and Method Blank are +/- the standard reporting limit (SRL).

GENERAL CHEMISTRY

Reactive Cyanide and/or Reactive Sulfide results have been reported herein with an SW846 method reference. Although the analyses are based on the referenced methods, US EPA has amended sections 7.3.3 and 7.3.4 of SW846-Chapter Seven to withdraw the Cyanide and Sulfide reactivity guidance from *Test Methods for Evaluating Solid Waste, Physical/Chemical Methods* in June of 2005 (6/14/05; 70 FR 34537). The analyses are no longer approved by USEPA for use in complying with RCRA regulations.

QUALITY CONTROL ELEMENTS NARRATIVE

TestAmerica North Canton (formerly STL North Canton) conducts a quality assurance/quality control (QA/QC) program designed to provide scientifically valid and legally defensible data. Toward this end, several types of quality control indicators are incorporated into the QA/QC program, which is described in detail in QA Policy, QA-003. These indicators are introduced into the sample testing process to provide a mechanism for the assessment of the analytical data.

QC BATCH

Environmental samples are taken through the testing process in groups called QUALITY CONTROL BATCHES (QC batches). A QC batch contains up to twenty environmental samples of a similar matrix (water, soil) that are processed using the same reagents and standards. TestAmerica North Canton (formerly STL North Canton) requires that each environmental sample be associated with a QC batch.

Several quality control samples are included in each QC batch and are processed identically to the twenty environmental samples.

For SW846/RCRA methods, QC samples include a METHOD BLANK (MB), a LABORATORY CONTROL SAMPLE (LCS) and, where appropriate, a MATRIX SPIKE/MATRIX SPIKE DUPLICATE (MS/MSD) pair or a MATRIX SPIKE/SAMPLE DUPLICATE (MS/DU) pair. If there is insufficient sample to perform an MS/MSD or an MS/DU, then a LABORATORY CONTROL SAMPLE DUPLICATE (LCSD) is included in the QC batch.

For 600 series/CWA methods, QC samples include a METHOD BLANK (MB), a LABORATORY CONTROL SAMPLE (LCS) and, where appropriate, a MATRIX SPIKE (MS). An MS is prepared and analyzed at a 10% frequency for GC Methods and at a 5% frequency for GC/MS methods.

LABORATORY CONTROL SAMPLE

The Laboratory Control Sample is a QC sample that is created by adding known concentrations of a full or partial set of target analytes to a matrix similar to that of the environmental samples in the QC batch. Multi peak responders may not be included in the target spike list due to co-elution. The LCS analyte recovery results are used to monitor the analytical process and provide evidence that the laboratory is performing the method within acceptable guidelines. All control analytes indicated by a bold type in the LCS must meet acceptance criteria. Failure to meet the established recovery guidelines requires the repreparation and reanalysis of all samples in the QC batch. Comparison of only the failed parameters from the first batch are evaluated. The only exception to the rework requirement is that if the LCS recoveries are biased high and the associated sample is ND (non-detected) for the parameter(s) of interest, the batch is acceptable.

At times, a Laboratory Control Sample Duplicate (LCSD) is also included in the QC batch. An LCSD is a QC sample that is created and handled identically to the LCS. Analyte recovery data from the LCSD is assessed in the same way as that of the LCS. The LCSD recoveries, together with the LCS recoveries, are used to determine the reproducibility (precision) of the analytical system. Precision data are expressed as relative percent differences (RPDs). If the RPD fails for an LCS/LCSD and yet the recoveries are within acceptance criteria, the batch is still acceptable.

METHOD BLANK

The Method Blank is a QC sample consisting of all the reagents used in analyzing the environmental samples contained in the QC batch. Method Blank results are used to determine if interference or contamination in the analytical system could lead to the reporting of false positive data or elevated analyte concentrations. All target analytes must be below the reporting limits (RL) or the associated sample(s) must be ND except under the following circumstances:

- Common organic contaminants may be present at concentrations up to 5 times the reporting limits. Common metals contaminants may be present at concentrations up to 2 times the reporting limit, or the reported blank concentration must be twenty fold less than the concentration reported in the associated environmental samples. (See common laboratory contaminants listed in the table.)

Volatile (GC or GC/MS)	Semivolatile (GC/MS)	Metals ICP-MS	Metals ICP Trace
Methylene Chloride, Acetone, 2-Butanone	Phthalate Esters	Copper, Iron, Zinc, Lead, Calcium, Magnesium, Potassium, Sodium, Barium, Chromium, Manganese	Copper, Iron, Zinc, Lead

QUALITY CONTROL ELEMENTS NARRATIVE (continued)

- Organic blanks will be accepted if compounds detected in the blank are present in the associated samples at levels 10 times the blank level. Inorganic blanks will be accepted if elements detected in the blank are present in the associated samples at 20 times the blank level.

- Blanks will be accepted if the compounds/elements detected are not present in any of the associated environmental samples.

Failure to meet these Method Blank criteria requires the repreparation and reanalysis of all samples in the QC batch.

MATRIX SPIKE/MATRIX SPIKE DUPLICATE

A Matrix Spike and a Matrix Spike Duplicate are a pair of environmental samples to which known concentrations of a full or partial set of target analytes are added. The MS/MSD results are determined in the same manner as the results of the environmental sample used to prepare the MS/MSD. The analyte recoveries and the relative percent differences (RPDs) of the recoveries are calculated and used to evaluate the effect of the sample matrix on the analytical results. Due to the potential variability of the matrix of each sample, the MS/MSD results may not have an immediate bearing on any samples except the one spiked; therefore, the associated batch MS/MSD may not reflect the same compounds as the samples contained in the analytical report. When these MS/MSD results fail to meet acceptance criteria, the data is evaluated. If the LCS is within acceptance criteria, the batch is considered acceptable.

For certain methods, a Matrix Spike/Sample Duplicate (MS/DU) may be included in the QC batch in place of the MS/MSD. For the parameters (i.e. pH, ignitability) where it is not possible to prepare a spiked sample, a Sample Duplicate may be included in the QC batch. However, a Sample Duplicate is less likely to provide usable precision statistics depending on the likelihood of finding concentrations below the standard reporting limit. When the Sample Duplicate result fails to meet acceptance criteria, the data is evaluated.

For certain methods (600 series methods/CWA), a Matrix Spike is required in place of a Matrix Spike/Matrix Spike Duplicate (MS/MSD) or Matrix Spike/Sample Duplicate (MS/DU).

The acceptance criteria do not apply to samples that are diluted.

SURROGATE COMPOUNDS

In addition to these batch-related QC indicators, each organic environmental and QC sample is spiked with surrogate compounds. Surrogates are organic chemicals that behave similarly to the analytes of interest and that are rarely present in the environment. Surrogate recoveries are used to monitor the individual performance of a sample in the analytical system.

If surrogate recoveries are biased high in the LCS, LCSD, or the Method Blank, and the associated sample(s) are ND, the batch is acceptable. Otherwise, if the LCS, LCSD, or Method Blank surrogate(s) fail to meet recovery criteria, the entire sample batch is reprepared and reanalyzed. If the surrogate recoveries are outside criteria for environmental samples, the samples will be reprepared and reanalyzed unless there is objective evidence of matrix interference or if the sample dilution is greater than the threshold outlined in the associated method SOP.

The acceptance criteria do not apply to samples that are diluted. All other surrogate recoveries will be reported.

For the GC/MS BNA methods, the surrogate criterion is that two of the three surrogates for each fraction must meet acceptance criteria. The third surrogate must have a recovery of ten percent or greater.

For the Pesticide and PCB methods, the surrogate criterion is that one of two surrogate compounds must meet acceptance criteria. The second surrogate must have a recovery of 10% or greater.

EXECUTIVE SUMMARY - Detection Highlights

7H02243 : A7H020243

PARAMETER	RESULT	REPORTING LIMIT	UNITS	ANALYTICAL METHOD
FW6-IDW-MWDECON JULY 2007 08/01/07 09:15 001				
Arsenic - TCLP	3.3	0.50	mg/L	SW846 6010B
Barium - TCLP	0.015 B	10.0	mg/L	SW846 6010B
Chromium - TCLP	0.0066 B	0.50	mg/L	SW846 6010B
Lead - TCLP	0.014 B	0.50	mg/L	SW846 6010B
m-Cresol & p-Cresol	0.0035 J	0.040	mg/L	SW846 8270C
Pyridine	0.0020 J	0.020	mg/L	SW846 8270C
Flashpoint	>180		deg F	SW846 1010
pH (liquid)	7.5		No Units	SW846 9040B
FW6-IDW-MWPURGE JULY 2007 08/01/07 11:00 002				
Arsenic - TCLP	33.3	10.0	mg/L	SW846 6010B
Barium - TCLP	0.015 B	10.0	mg/L	SW846 6010B
Lead - TCLP	0.0092 B	0.50	mg/L	SW846 6010B
Selenium - TCLP	0.0050 B	0.25	mg/L	SW846 6010B
Flashpoint	>180		deg F	SW846 1010
pH (liquid)	7.5		No Units	SW846 9040B
FW6-IDW-TB JULY 2007 08/01/07 12:30 003				
1,1-Dichloroethylene	1.0 J	5.0	ug/L	SW846 8260B

(Continued on next page)

EXECUTIVE SUMMARY - Detection Highlights

7H02243 : A7H210110

PARAMETER	RESULT	REPORTING LIMIT	UNITS	ANALYTICAL METHOD
FW6-IDW-MWDECON JULY 2007 08/01/07 09:15 001				
Barium - TCLP	0.0093 B	10.0	mg/L	SW846 6010B
Cadmium - TCLP	0.00054 B	0.10	mg/L	SW846 6010B
Chromium - TCLP	0.0041 B	0.50	mg/L	SW846 6010B
Lead - TCLP	0.0078 B	0.50	mg/L	SW846 6010B
Selenium - TCLP	0.0024 B	0.25	mg/L	SW846 6010B
FW6-IDW-MWPURGE JULY 2007 08/01/07 11:00 002				
Barium - TCLP	0.011 B	10.0	mg/L	SW846 6010B
Lead - TCLP	0.0018 B	0.50	mg/L	SW846 6010B

ANALYTICAL METHODS SUMMARY

7H02243

PARAMETER	ANALYTICAL METHOD
pH Aqueous	SW846 9040B
Inductively Coupled Plasma (ICP) Metals	SW846 6010B
Mercury in Liquid Waste (Manual Cold-Vapor)	SW846 7470A
Pensky-Martens Method for Determining Ignitability	SW846 1010
Reactive Cyanide	SW846 7.3.3
Reactive Sulfide	SW846 7.3.4
Semivolatile Organic Compounds by GC/MS	SW846 8270C
Volatile Organics by GC/MS	SW846 8260B

References:

SW846 "Test Methods for Evaluating Solid Waste, Physical/Chemical Methods", Third Edition, November 1986 and its updates.

SAMPLE SUMMARY

7H02243 : A7H020243

WO #	SAMPLE#	CLIENT SAMPLE ID	SAMPLED DATE	SAMP TIME
J336E	001	FW6-IDW-MWDECON JULY 2007	08/01/07	09:15
J337R	002	FW6-IDW-MWPURGE JULY 2007	08/01/07	11:00
J337W	003	FW6-IDW-TB JULY 2007	08/01/07	12:30

NOTE(S):

- The analytical results of the samples listed above are presented on the following pages.
- All calculations are performed before rounding to avoid round-off errors in calculated results.
- Results noted as "ND" were not detected at or above the stated limit.
- This report must not be reproduced, except in full, without the written approval of the laboratory.
- Results for the following parameters are never reported on a dry weight basis: color, corrosivity, density, flashpoint, ignitability, layers, odor, paint filter test, pH, porosity pressure, reactivity, redox potential, specific gravity, spot tests, solids, solubility, temperature, viscosity, and weight.

(Continued on next page)

SAMPLE SUMMARY

7H02243 : A7H210110

WO #	SAMPLE#	CLIENT SAMPLE ID	SAMPLED DATE	SAMP TIME
J4899	001	FW6-IDW-MWDECON JULY 2007	08/01/07	09:15
J49AC	002	FW6-IDW-MWPURGE JULY 2007	08/01/07	11:00

NOTE(S):

- The analytical results of the samples listed above are presented on the following pages.
- All calculations are performed before rounding to avoid round-off errors in calculated results.
- Results noted as "ND" were not detected at or above the stated limit.
- This report must not be reproduced, except in full, without the written approval of the laboratory.
- Results for the following parameters are never reported on a dry weight basis: color, corrosivity, density, flashpoint, ignitability, layers, odor, paint filter test, pH, porosity pressure, reactivity, redox potential, specific gravity, spot tests, solids, solubility, temperature, viscosity, and weight.

Environmental Quality Mgt., Inc.

Client Sample ID: FW6-IDW-MWDECON JULY 2007

TCLP GC/MS Volatiles

Lot-Sample #...: A7H020243-001 Work Order #...: J336E1AA Matrix.....: WG
Date Sampled...: 08/01/07 09:15 Date Received..: 08/02/07
Leach Date.....: 08/08/07 Prep Date.....: 08/09/07 Analysis Date..: 08/09/07
Leach Batch #..: P722010 Prep Batch #...: 7221511
Dilution Factor: 1

Method.....: SW846 8260B

PARAMETER	RESULT	REPORTING LIMIT	UNITS	MDL
Benzene	ND	0.025	mg/L	0.00013
2-Butanone (MEK)	ND	0.25	mg/L	0.00057
Carbon tetrachloride	ND	0.025	mg/L	0.00013
Chlorobenzene	ND	0.025	mg/L	0.00015
Chloroform	ND	0.025	mg/L	0.00016
1,2-Dichloroethane	ND	0.025	mg/L	0.00022
1,1-Dichloroethylene	ND	0.070	mg/L	0.00019
Tetrachloroethylene	ND	0.070	mg/L	0.00029
Trichloroethylene	ND	0.050	mg/L	0.00017
Vinyl chloride	ND	0.025	mg/L	0.00022

SURROGATE	PERCENT RECOVERY	RECOVERY LIMITS
Dibromofluoromethane	105	(86 - 125)
1,2-Dichloroethane-d4	93	(80 - 122)
Toluene-d8	99	(90 - 122)
4-Bromofluorobenzene	91	(84 - 125)

NOTE(S):

Analysis performed in accordance with USEPA Toxicity Characteristic Leaching Procedure Method 1311

Environmental Quality Mgt., Inc.

Client Sample ID: FW6-IDW-MWDECON JULY 2007

TCLP GC/MS Semivolatiles

Lot-Sample #...: A7H020243-001 Work Order #...: J336E1AD Matrix.....: WG
Date Sampled...: 08/01/07 09:15 Date Received..: 08/02/07
Leach Date.....: 08/08/07 Prep Date.....: 08/11/07 Analysis Date..: 08/14/07
Leach Batch #..: P722009 Prep Batch #...: 7223021
Dilution Factor: 1
Method.....: SW846 8270C

PARAMETER	RESULT	REPORTING LIMIT	UNITS	MDL
o-Cresol	ND	0.0040	mg/L	0.00056
m-Cresol & p-Cresol	**0.0035 J**	**0.040**	**mg/L**	**0.00075**
1,4-Dichlorobenzene	ND	0.0040	mg/L	0.00052
2,4-Dinitrotoluene	ND	0.020	mg/L	0.00040
Hexachlorobenzene	ND	0.020	mg/L	0.000065
Hexachlorobutadiene	ND	0.020	mg/L	0.00051
Hexachloroethane	ND	0.020	mg/L	0.00058
Nitrobenzene	ND	0.0040	mg/L	0.000053
Pentachlorophenol	ND	0.040	mg/L	0.00048
Pyridine	**0.0020 J**	**0.020**	**mg/L**	**0.00078**
2,4,5-Trichloro-phenol	ND	0.020	mg/L	0.00096
2,4,6-Trichloro-phenol	ND	0.020	mg/L	0.0014

SURROGATE	PERCENT RECOVERY	RECOVERY LIMITS
Nitrobenzene-d5	77	(27 - 110)
2-Fluorobiphenyl	77	(20 - 110)
Terphenyl-d14	97	(44 - 110)
Phenol-d5	85	(10 - 110)
2-Fluorophenol	52	(10 - 110)
2,4,6-Tribromophenol	81	(28 - 110)

NOTE(S):

Analysis performed in accordance with USEPA Toxicity Characteristic Leaching Procedure Method 1311

J Estimated result. Result is less than RL.

Environmental Quality Mgt., Inc.

Client Sample ID: FW6-IDW-MWDECON JULY 2007

TCLP Metals

Lot-Sample #...: A7H020243-001 Matrix.....: WG
Date Sampled...: 08/01/07 09:15 Date Received..: 08/02/07
Leach Date.....: 08/08/07 Leach Batch #..: P722009

PARAMETER	RESULT	REPORTING LIMIT	UNITS	METHOD	PREPARATION-ANALYSIS DATE	WORK ORDER #
Prep Batch #...: 7221024						
Mercury	ND	0.0020	mg/L	SW846 7470A	08/09/07	J336E1AF
		Dilution Factor: 1		MDL.....: 0.000090		
Arsenic	**3.3**	**0.50**	**mg/L**	**SW846 6010B**	**08/09/07**	**J336E1AK**
		Dilution Factor: 1		MDL.....: 0.0043		
Barium	**0.015 B**	**10.0**	**mg/L**	**SW846 6010B**	**08/09/07**	**J336E1AL**
		Dilution Factor: 1		MDL.....: 0.0032		
Cadmium	ND	0.10	mg/L	SW846 6010B	08/09/07	J336E1AM
		Dilution Factor: 1		MDL.....: 0.00042		
Chromium	**0.0066 B**	**0.50**	**mg/L**	**SW846 6010B**	**08/09/07**	**J336E1AN**
		Dilution Factor: 1		MDL.....: 0.0016		
Lead	**0.014 B**	**0.50**	**mg/L**	**SW846 6010B**	**08/09/07**	**J336E1AP**
		Dilution Factor: 1		MDL.....: 0.0017		
Selenium	ND	0.25	mg/L	SW846 6010B	08/09/07	J336E1AQ
		Dilution Factor: 1		MDL.....: 0.0024		
Silver	ND	0.50	mg/L	SW846 6010B	08/09/07	J336E1AR
		Dilution Factor: 1		MDL.....: 0.0021		

NOTE(S):

Analysis performed in accordance with USEPA Toxicity Characteristic Leaching Procedure Method 1311

B Estimated result. Result is less than RL.

Environmental Quality Mgt., Inc.

Client Sample ID: FW6-IDW-MWDECON JULY 2007

General Chemistry

Lot-Sample #...: A7H020243-001 Work Order #...: J336E Matrix.....: WG
Date Sampled...: 08/01/07 09:15 Date Received..: 08/02/07

PARAMETER	RESULT	RL	UNITS	METHOD	PREPARATION-ANALYSIS DATE	PREP BATCH #
pH (liquid)	7.5		No Units	SW846 9040B	08/02/07	7220042
	Dilution Factor: 1			MDL.....:		
Flashpoint	>180		deg F	SW846 1010	08/08/07	7220475
	Dilution Factor: 1			MDL.....:		
Reactive Cyanide	ND	200	mg/kg	SW846 7.3.3	08/03/07	7215348
	Dilution Factor: 1			MDL.....: 71		
Reactive Sulfide	ND	500	mg/kg	SW846 7.3.4	08/03/07	7215349
	Dilution Factor: 1			MDL.....: 61		

Environmental Quality Mgt., Inc.

Client Sample ID: FW6-IDW-MWPURGE JULY 2007

TCLP GC/MS Volatiles

Lot-Sample #...: A7H020243-002	**Work Order #...:** J337R1AA	**Matrix.....:** WG
Date Sampled...: 08/01/07 11:00	**Date Received..:** 08/02/07	
Leach Date.....: 08/08/07	**Prep Date.....:** 08/09/07	**Analysis Date..:** 08/09/07
Leach Batch #..: P722010	**Prep Batch #...:** 7221511	
Dilution Factor: 1		
	Method.....: SW846 8260B	

PARAMETER	RESULT	REPORTING LIMIT	UNITS	MDL
Benzene	ND	0.025	mg/L	0.00013
2-Butanone (MEK)	ND	0.25	mg/L	0.00057
Carbon tetrachloride	ND	0.025	mg/L	0.00013
Chlorobenzene	ND	0.025	mg/L	0.00015
Chloroform	ND	0.025	mg/L	0.00016
1,2-Dichloroethane	ND	0.025	mg/L	0.00022
1,1-Dichloroethylene	ND	0.070	mg/L	0.00019
Tetrachloroethylene	ND	0.070	mg/L	0.00029
Trichloroethylene	ND	0.050	mg/L	0.00017
Vinyl chloride	ND	0.025	mg/L	0.00022

SURROGATE	PERCENT RECOVERY	RECOVERY LIMITS
Dibromofluoromethane	108	(86 - 125)
1,2-Dichloroethane-d4	93	(80 - 122)
Toluene-d8	98	(90 - 122)
4-Bromofluorobenzene	91	(84 - 125)

NOTE(S):

Analysis performed in accordance with USEPA Toxicity Characteristic Leaching Procedure Method 1311

Environmental Quality Mgt., Inc.

Client Sample ID: FW6-IDW-MWPURGE JULY 2007

TCLP GC/MS Semivolatiles

Lot-Sample #...: A7H020243-002 **Work Order #...:** J337R1AD **Matrix.....:** WG
Date Sampled...: 08/01/07 11:00 **Date Received..:** 08/02/07
Leach Date.....: 08/08/07 **Prep Date.....:** 08/11/07 **Analysis Date..:** 08/14/07
Leach Batch #..: P722009 **Prep Batch #...:** 7223021
Dilution Factor: 1

Method.....: SW846 8270C

PARAMETER	RESULT	REPORTING LIMIT	UNITS	MDL
o-Cresol	ND	0.0040	mg/L	0.00056
m-Cresol & p-Cresol	ND	0.040	mg/L	0.00075
1,4-Dichlorobenzene	ND	0.0040	mg/L	0.00052
2,4-Dinitrotoluene	ND	0.020	mg/L	0.00040
Hexachlorobenzene	ND	0.020	mg/L	0.000065
Hexachlorobutadiene	ND	0.020	mg/L	0.00051
Hexachloroethane	ND	0.020	mg/L	0.00058
Nitrobenzene	ND	0.0040	mg/L	0.000053
Pentachlorophenol	ND	0.040	mg/L	0.00048
Pyridine	ND	0.020	mg/L	0.00078
2,4,5-Trichloro-phenol	ND	0.020	mg/L	0.00096
2,4,6-Trichloro-phenol	ND	0.020	mg/L	0.0014

SURROGATE	PERCENT RECOVERY	RECOVERY LIMITS
Nitrobenzene-d5	84	(27 - 110)
2-Fluorobiphenyl	73	(20 - 110)
Terphenyl-d14	104	(44 - 110)
Phenol-d5	71	(10 - 110)
2-Fluorophenol	31	(10 - 110)
2,4,6-Tribromophenol	81	(28 - 110)

NOTE(S):

Analysis performed in accordance with USEPA Toxicity Characteristic Leaching Procedure Method 1311

Environmental Quality Mgt., Inc.

Client Sample ID: FW6-IDW-MWPURGE JULY 2007

TCLP Metals

Lot-Sample #...: A7H020243-002 Matrix.....: WG
Date Sampled...: 08/01/07 11:00 Date Received..: 08/02/07
Leach Date.....: 08/08/07 Leach Batch #..: P722009

PARAMETER	RESULT	REPORTING LIMIT	UNITS	METHOD	PREPARATION-ANALYSIS DATE	WORK ORDER #
Prep Batch #...: 7221024						
Mercury	ND	0.0020	mg/L	SW846 7470A	08/09/07	J337R1AF
		Dilution Factor: 1		MDL.....: 0.000090		
Arsenic	**33.3**	**10.0**	**mg/L**	**SW846 6010B**	**08/09-08/10/07**	**J337R1AK**
		Dilution Factor: 20		MDL.....: 0.086		
Barium	**0.015 B**	**10.0**	**mg/L**	**SW846 6010B**	**08/09/07**	**J337R1AL**
		Dilution Factor: 1		MDL.....: 0.0032		
Cadmium	ND	0.10	mg/L	SW846 6010B	08/09/07	J337R1AM
		Dilution Factor: 1		MDL.....: 0.00042		
Chromium	ND	0.50	mg/L	SW846 6010B	08/09/07	J337R1AN
		Dilution Factor: 1		MDL.....: 0.0016		
Lead	**0.0092 B**	**0.50**	**mg/L**	**SW846 6010B**	**08/09/07**	**J337R1AP**
		Dilution Factor: 1		MDL.....: 0.0017		
Selenium	**0.0050 B**	**0.25**	**mg/L**	**SW846 6010B**	**08/09/07**	**J337R1AQ**
		Dilution Factor: 1		MDL.....: 0.0024		
Silver	ND	0.50	mg/L	SW846 6010B	08/09/07	J337R1AR
		Dilution Factor: 1		MDL.....: 0.0021		

NOTE(S):

Analysis performed in accordance with USEPA Toxicity Characteristic Leaching Procedure Method 1311

B Estimated result. Result is less than RL.

Environmental Quality Mgt., Inc.

Client Sample ID: FW6-IDW-MWPURGE JULY 2007

General Chemistry

Lot-Sample #...: A7H020243-002 **Work Order #...:** J337R **Matrix.....:** WG
Date Sampled...: 08/01/07 11:00 **Date Received..:** 08/02/07

PARAMETER	RESULT	RL	UNITS	METHOD	PREPARATION-ANALYSIS DATE	PREP BATCH #
pH (liquid)	7.5		No Units	SW846 9040B	08/02/07	7220042
		Dilution Factor: 1		MDL.....:		
Flashpoint	>180		deg F	SW846 1010	08/08/07	7220475
		Dilution Factor: 1		MDL.....:		
Reactive Cyanide	ND	200	mg/kg	SW846 7.3.3	08/03/07	7215348
		Dilution Factor: 1		MDL.....: 71		
Reactive Sulfide	ND	500	mg/kg	SW846 7.3.4	08/03/07	7215349
		Dilution Factor: 1		MDL.....: 61		

Environmental Quality Mgt., Inc.

Client Sample ID: FW6-IDW-TB JULY 2007

GC/MS Volatiles

Lot-Sample #...: A7H020243-003 **Work Order #...:** J337W1AA **Matrix.....:** WQ
Date Sampled...: 08/01/07 12:30 **Date Received..:** 08/02/07
Prep Date.....: 08/07/07 **Analysis Date..:** 08/07/07
Prep Batch #...: 7219436
Dilution Factor: 1 **Method.....:** SW846 8260B

PARAMETER	RESULT	REPORTING LIMIT	UNITS	MDL
Benzene	ND	5.0	ug/L	0.13
2-Butanone (MEK)	ND	20	ug/L	0.57
Carbon tetrachloride	ND	5.0	ug/L	0.13
Chlorobenzene	ND	5.0	ug/L	0.15
Chloroform	ND	5.0	ug/L	0.16
1,2-Dichloroethane	ND	5.0	ug/L	0.22
1,1-Dichloroethylene	**1.0 J**	**5.0**	**ug/L**	**0.19**
Tetrachloroethylene	ND	5.0	ug/L	0.29
Trichloroethylene	ND	5.0	ug/L	0.17
Vinyl chloride	ND	5.0	ug/L	0.22

SURROGATE	PERCENT RECOVERY	RECOVERY LIMITS
Dibromofluoromethane	103	(78 - 115)
1,2-Dichloroethane-d4	92	(77 - 120)
Toluene-d8	98	(78 - 111)
4-Bromofluorobenzene	92	(80 - 114)

NOTE(S):

J Estimated result. Result is less than RL.

Environmental Quality Mgt., Inc.

Client Sample ID: FW6-IDW-MWDECON JULY 2007

TCLP GC/MS Semivolatiles

Lot-Sample #...: A7H210110-001 **Work Order #...:** J48992AA **Matrix.....:** WG
Date Sampled...: 08/01/07 09:15 **Date Received..:** 08/02/07
Leach Date.....: 08/27/07 **Prep Date.....:** 08/28/07 **Analysis Date..:** 08/30/07
Leach Batch #..: P723908 **Prep Batch #...:** 7240075
Dilution Factor: 1
Method.....: SW846 8270C

PARAMETER	RESULT	REPORTING LIMIT	UNITS	MDL
o-Cresol	ND	0.0040	mg/L	0.00056
m-Cresol & p-Cresol	ND	0.040	mg/L	0.00075
1,4-Dichlorobenzene	ND	0.0040	mg/L	0.00052
2,4-Dinitrotoluene	ND	0.020	mg/L	0.00040
Hexachlorobenzene	ND	0.020	mg/L	0.000065
Hexachlorobutadiene	ND	0.020	mg/L	0.00051
Hexachloroethane	ND	0.020	mg/L	0.00058
Nitrobenzene	ND	0.0040	mg/L	0.000053
Pentachlorophenol	ND	0.040	mg/L	0.00048
Pyridine	ND	0.020	mg/L	0.00078
2,4,5-Trichloro-phenol	ND	0.020	mg/L	0.00096
2,4,6-Trichloro-phenol	ND	0.020	mg/L	0.0014

SURROGATE	PERCENT RECOVERY	RECOVERY LIMITS
Nitrobenzene-d5	68	(27 - 110)
2-Fluorobiphenyl	64	(20 - 110)
Terphenyl-d14	84	(44 - 110)
Phenol-d5	37	(10 - 110)
2-Fluorophenol	38	(10 - 110)
2,4,6-Tribromophenol	75	(28 - 110)

NOTE(S):

Analysis performed in accordance with USEPA Toxicity Characteristic Leaching Procedure Method 1311

Environmental Quality Mgt., Inc.

Client Sample ID: FW6-IDW-MWDECON JULY 2007

TCLP Metals

Lot-Sample #...: A7H210110-001 Matrix.....: WG
Date Sampled...: 08/01/07 09:15 Date Received..: 08/02/07
Leach Date.....: 08/21/07 Leach Batch #..: P723308

PARAMETER	RESULT	REPORTING LIMIT	UNITS	METHOD	PREPARATION-ANALYSIS DATE	WORK ORDER #
Prep Batch #...: 7234031						
Mercury	ND	0.0020	mg/L	SW846 7470A	08/22-08/23/07	J48991AL
		Dilution Factor: 1		MDL.....: 0.000090		
Arsenic	ND	0.50	mg/L	SW846 6010B	08/22/07	J48991AD
		Dilution Factor: 1		MDL.....: 0.0043		
Barium	**0.0093 B**	**10.0**	**mg/L**	**SW846 6010B**	**08/22/07**	**J48991AE**
		Dilution Factor: 1		MDL.....: 0.0032		
Cadmium	**0.00054 B**	**0.10**	**mg/L**	**SW846 6010B**	**08/22/07**	**J48991AF**
		Dilution Factor: 1		MDL.....: 0.00042		
Chromium	**0.0041 B**	**0.50**	**mg/L**	**SW846 6010B**	**08/22/07**	**J48991AG**
		Dilution Factor: 1		MDL.....: 0.0016		
Lead	**0.0078 B**	**0.50**	**mg/L**	**SW846 6010B**	**08/22/07**	**J48991AH**
		Dilution Factor: 1		MDL.....: 0.0017		
Selenium	**0.0024 B**	**0.25**	**mg/L**	**SW846 6010B**	**08/22/07**	**J48991AJ**
		Dilution Factor: 1		MDL.....: 0.0024		
Silver	ND	0.50	mg/L	SW846 6010B	08/22/07	J48991AK
		Dilution Factor: 1		MDL.....: 0.0021		

NOTE(S):

Analysis performed in accordance with USEPA Toxicity Characteristic Leaching Procedure Method 1311

B Estimated result. Result is less than RL.

Environmental Quality Mgt., Inc.

Client Sample ID: FW6-IDW-MWPURGE JULY 2007

TCLP GC/MS Semivolatiles

Lot-Sample #...: A7H210110-002 Work Order #...: J49AC2AA Matrix.....: WG
Date Sampled...: 08/01/07 11:00 Date Received..: 08/02/07
Leach Date.....: 08/27/07 Prep Date.....: 08/28/07 Analysis Date..: 08/31/07
Leach Batch #..: P723908 Prep Batch #...: 7240075
Dilution Factor: 1

Method.....: SW846 8270C

PARAMETER	RESULT	REPORTING LIMIT	UNITS	MDL
o-Cresol	ND	0.0040	mg/L	0.00056
m-Cresol & p-Cresol	ND	0.040	mg/L	0.00075
1,4-Dichlorobenzene	ND	0.0040	mg/L	0.00052
2,4-Dinitrotoluene	ND	0.020	mg/L	0.00040
Hexachlorobenzene	ND	0.020	mg/L	0.000065
Hexachlorobutadiene	ND	0.020	mg/L	0.00051
Hexachloroethane	ND	0.020	mg/L	0.00058
Nitrobenzene	ND	0.0040	mg/L	0.000053
Pentachlorophenol	ND	0.040	mg/L	0.00048
Pyridine	ND	0.020	mg/L	0.00078
2,4,5-Trichloro-phenol	ND	0.020	mg/L	0.00096
2,4,6-Trichloro-phenol	ND	0.020	mg/L	0.0014

SURROGATE	PERCENT RECOVERY	RECOVERY LIMITS
Nitrobenzene-d5	59	(27 - 110)
2-Fluorobiphenyl	52	(20 - 110)
Terphenyl-d14	80	(44 - 110)
Phenol-d5	31	(10 - 110)
2-Fluorophenol	38	(10 - 110)
2,4,6-Tribromophenol	62	(28 - 110)

NOTE(S):

Analysis performed in accordance with USEPA Toxicity Characteristic Leaching Procedure Method 1311

Environmental Quality Mgt., Inc.

Client Sample ID: FW6-IDW-MWPURGE JULY 2007

TCLP Metals

Lot-Sample #...: A7H210110-002 Matrix.....: WG
Date Sampled...: 08/01/07 11:00 Date Received..: 08/02/07
Leach Date.....: 08/21/07 Leach Batch #..: P723308

PARAMETER	RESULT	REPORTING LIMIT	UNITS	METHOD	PREPARATION-ANALYSIS DATE	WORK ORDER #
Prep Batch #...: 7234031						
Mercury	ND	0.0020	mg/L	SW846 7470A	08/22-08/23/07	J49AC1AL
		Dilution Factor: 1		MDL.....: 0.000090		
Arsenic	ND	0.50	mg/L	SW846 6010B	08/22/07	J49AC1AD
		Dilution Factor: 1		MDL.....: 0.0043		
Barium	**0.011 B**	**10.0**	**mg/L**	**SW846 6010B**	**08/22/07**	**J49AC1AE**
		Dilution Factor: 1		MDL.....: 0.0032		
Cadmium	ND	0.10	mg/L	SW846 6010B	08/22/07	J49AC1AF
		Dilution Factor: 1		MDL.....: 0.00042		
Chromium	ND	0.50	mg/L	SW846 6010B	08/22/07	J49AC1AG
		Dilution Factor: 1		MDL.....: 0.0016		
Lead	**0.0018 B**	**0.50**	**mg/L**	**SW846 6010B**	**08/22/07**	**J49AC1AH**
		Dilution Factor: 1		MDL.....: 0.0017		
Selenium	ND	0.25	mg/L	SW846 6010B	08/22/07	J49AC1AJ
		Dilution Factor: 1		MDL.....: 0.0024		
Silver	ND	0.50	mg/L	SW846 6010B	08/22/07	J49AC1AK
		Dilution Factor: 1		MDL.....: 0.0021		

NOTE(S):

Analysis performed in accordance with USEPA Toxicity Characteristic Leaching Procedure Method 1311

B Estimated result. Result is less than RL.

STL

QUALITY CONTROL SECTION

METHOD BLANK REPORT

GC/MS Volatiles

Client Lot #...: 7H02243 **Work Order #...:** J4C8E1AA **Matrix.....:** WATER
MB Lot-Sample #: A7H070000-436

Prep Date.....: 08/06/07
Analysis Date..: 08/06/07 **Prep Batch #...:** 7219436
Dilution Factor: 1

PARAMETER	RESULT	REPORTING LIMIT	UNITS	METHOD
Benzene	ND	5.0	ug/L	SW846 8260B
2-Butanone (MEK)	ND	20	ug/L	SW846 8260B
Carbon tetrachloride	ND	5.0	ug/L	SW846 8260B
Chlorobenzene	ND	5.0	ug/L	SW846 8260B
Chloroform	ND	5.0	ug/L	SW846 8260B
1,2-Dichloroethane	ND	5.0	ug/L	SW846 8260B
1,1-Dichloroethylene	ND	5.0	ug/L	SW846 8260B
Tetrachloroethylene	ND	5.0	ug/L	SW846 8260B
Trichloroethylene	ND	5.0	ug/L	SW846 8260B
Vinyl chloride	ND	5.0	ug/L	SW846 8260B

SURROGATE	PERCENT RECOVERY	RECOVERY LIMITS
Dibromofluoromethane	101	(78 - 115)
1,2-Dichloroethane-d4	90	(77 - 120)
Toluene-d8	99	(78 - 111)
4-Bromofluorobenzene	95	(80 - 114)

NOTE(S):

Calculations are performed before rounding to avoid round-off errors in calculated results.

METHOD BLANK REPORT

TCLP GC/MS Volatiles

Client Lot #...: 7H02243 **Work Order #...:** J4E811AA **Matrix.....:** WASTE
MB Lot-Sample #: A7H080000-362
Leach Date.....: 08/08/07 **Prep Date.....:** 08/09/07 **Analysis Date..:** 08/09/07
Leach Batch #..: P722010 **Prep Batch #...:** 7221511
Dilution Factor: 1

PARAMETER	RESULT	REPORTING LIMIT	UNITS	METHOD
Benzene	ND	0.025	mg/L	SW846 8260B
2-Butanone (MEK)	ND	0.25	mg/L	SW846 8260B
Carbon tetrachloride	ND	0.025	mg/L	SW846 8260B
Chlorobenzene	ND	0.025	mg/L	SW846 8260B
Chloroform	ND	0.025	mg/L	SW846 8260B
1,2-Dichloroethane	ND	0.025	mg/L	SW846 8260B
1,1-Dichloroethylene	ND	0.070	mg/L	SW846 8260B
Tetrachloroethylene	ND	0.070	mg/L	SW846 8260B
Trichloroethylene	ND	0.050	mg/L	SW846 8260B
Vinyl chloride	ND	0.025	mg/L	SW846 8260B

SURROGATE	PERCENT RECOVERY	RECOVERY LIMITS
Dibromofluoromethane	104	(86 - 125)
1,2-Dichloroethane-d4	92	(80 - 122)
Toluene-d8	99	(90 - 122)
4-Bromofluorobenzene	92	(84 - 125)

NOTE(S):

Calculations are performed before rounding to avoid round-off errors in calculated results.

METHOD BLANK REPORT

TCLP GC/MS Semivolatiles

Client Lot #...: 7H02243 **Work Order #...:** J4NN41AA **Matrix.....:** WATER
MB Lot-Sample #: A7H110000-021
Leach Date.....: 08/08/07 **Prep Date.....:** 08/11/07 **Analysis Date..:** 08/14/07
Leach Batch #..: P722009 **Prep Batch #...:** 7223021
Dilution Factor: 1

PARAMETER	RESULT	REPORTING LIMIT	UNITS	METHOD
o-Cresol	ND	0.0040	mg/L	SW846 8270C
m-Cresol & p-Cresol	ND	0.040	mg/L	SW846 8270C
1,4-Dichlorobenzene	ND	0.0040	mg/L	SW846 8270C
2,4-Dinitrotoluene	ND	0.020	mg/L	SW846 8270C
Hexachlorobenzene	ND	0.020	mg/L	SW846 8270C
Hexachlorobutadiene	ND	0.020	mg/L	SW846 8270C
Hexachloroethane	ND	0.020	mg/L	SW846 8270C
Nitrobenzene	ND	0.0040	mg/L	SW846 8270C
Pentachlorophenol	ND	0.040	mg/L	SW846 8270C
Pyridine	ND	0.020	mg/L	SW846 8270C
2,4,5-Trichloro-phenol	ND	0.020	mg/L	SW846 8270C
2,4,6-Trichloro-phenol	ND	0.020	mg/L	SW846 8270C

SURROGATE	PERCENT RECOVERY	RECOVERY LIMITS
Nitrobenzene-d5	83	(27 - 110)
2-Fluorobiphenyl	78	(20 - 110)
Terphenyl-d14	107	(44 - 110)
Phenol-d5	67	(10 - 110)
2-Fluorophenol	38	(10 - 110)
2,4,6-Tribromophenol	86	(28 - 110)

NOTE(S):

Calculations are performed before rounding to avoid round-off errors in calculated results.

METHOD BLANK REPORT

TCLP GC/MS Semivolatiles

Client Lot #...: 7H02243 **Work Order #...:** J5PHM1AA **Matrix.....:** WATER
MB Lot-Sample #: A7H280000-075
Leach Date.....: 08/27/07 **Prep Date.....:** 08/28/07 **Analysis Date..:** 08/29/07
Leach Batch #..: P723908 **Prep Batch #...:** 7240075
Dilution Factor: 1

PARAMETER	RESULT	REPORTING LIMIT	UNITS	METHOD
o-Cresol	ND	0.0040	mg/L	SW846 8270C
m-Cresol & p-Cresol	ND	0.040	mg/L	SW846 8270C
1,4-Dichlorobenzene	ND	0.0040	mg/L	SW846 8270C
2,4-Dinitrotoluene	ND	0.020	mg/L	SW846 8270C
Hexachlorobenzene	ND	0.020	mg/L	SW846 8270C
Hexachlorobutadiene	ND	0.020	mg/L	SW846 8270C
Hexachloroethane	ND	0.020	mg/L	SW846 8270C
Nitrobenzene	ND	0.0040	mg/L	SW846 8270C
Pentachlorophenol	ND	0.040	mg/L	SW846 8270C
Pyridine	ND	0.020	mg/L	SW846 8270C
2,4,5-Trichloro-phenol	ND	0.020	mg/L	SW846 8270C
2,4,6-Trichloro-phenol	ND	0.020	mg/L	SW846 8270C

SURROGATE	PERCENT RECOVERY	RECOVERY LIMITS
Nitrobenzene-d5	71	(27 - 110)
2-Fluorobiphenyl	58	(20 - 110)
Terphenyl-d14	86	(44 - 110)
Phenol-d5	42	(10 - 110)
2-Fluorophenol	52	(10 - 110)
2,4,6-Tribromophenol	76	(28 - 110)

NOTE(S):

Calculations are performed before rounding to avoid round-off errors in calculated results.

METHOD BLANK REPORT

TCLP Metals

Client Lot #...: 7H02243 **Matrix.....:** WATER

PARAMETER	RESULT	REPORTING LIMIT	UNITS	METHOD	PREPARATION-ANALYSIS DATE	WORK ORDER #
MB Lot-Sample #: A7H080000-351 **Prep Batch #...:** 7221024						
Leach Date.....: 08/08/07 **Leach Batch #..:** P722009						
Mercury	ND	0.0020	mg/L	SW846 7470A	08/09/07	J4E701AC
		Dilution Factor: 1				
Arsenic	ND	0.50	mg/L	SW846 6010B	08/09/07	J4E701AD
		Dilution Factor: 1				
Barium	**0.0071 B**	**10.0**	**mg/L**	**SW846 6010B**	**08/09/07**	**J4E701AE**
		Dilution Factor: 1				
Cadmium	ND	0.10	mg/L	SW846 6010B	08/09/07	J4E701AF
		Dilution Factor: 1				
Chromium	ND	0.50	mg/L	SW846 6010B	08/09/07	J4E701AG
		Dilution Factor: 1				
Lead	**0.014 B**	**0.50**	**mg/L**	**SW846 6010B**	**08/09/07**	**J4E701AH**
		Dilution Factor: 1				
Selenium	**0.0085 B**	**0.25**	**mg/L**	**SW846 6010B**	**08/09/07**	**J4E701AJ**
		Dilution Factor: 1				
Silver	ND	0.50	mg/L	SW846 6010B	08/09/07	J4E701AK
		Dilution Factor: 1				
MB Lot-Sample #: A7H210000-446 **Prep Batch #...:** 7234031						
Leach Date.....: 08/21/07 **Leach Batch #..:** P723308						
Mercury	ND	0.0020	mg/L	SW846 7470A	08/22-08/23/07	J5AV41AK
		Dilution Factor: 1				
Arsenic	ND	0.50	mg/L	SW846 6010B	08/22/07	J5AV41AC
		Dilution Factor: 1				
Barium	ND	10.0	mg/L	SW846 6010B	08/22/07	J5AV41AD
		Dilution Factor: 1				
Cadmium	ND	0.10	mg/L	SW846 6010B	08/22/07	J5AV41AE
		Dilution Factor: 1				
Chromium	ND	0.50	mg/L	SW846 6010B	08/22/07	J5AV41AF
		Dilution Factor: 1				

(Continued on next page)

METHOD BLANK REPORT

TCLP Metals

Client Lot #...: 7H02243 Matrix.....: WATER

PARAMETER	RESULT	REPORTING LIMIT	UNITS	METHOD	PREPARATION-ANALYSIS DATE	WORK ORDER #
Lead	0.012 B	0.50	mg/L	SW846 6010B	08/22/07	J5AV41AG
		Dilution Factor: 1				
Selenium	0.0056 B	0.25	mg/L	SW846 6010B	08/22/07	J5AV41AH
		Dilution Factor: 1				
Silver	ND	0.50	mg/L	SW846 6010B	08/22/07	J5AV41AJ
		Dilution Factor: 1				

NOTE(S):

Calculations are performed before rounding to avoid round-off errors in calculated results.

B Estimated result. Result is less than RL.

METHOD BLANK REPORT

TCLP Metals

Client Lot #...: 7H02243 **Matrix.....:** WATER

PARAMETER	RESULT	REPORTING LIMIT	UNITS	METHOD	PREPARATION-ANALYSIS DATE	WORK ORDER #
MB Lot-Sample #: A7H090000-024 **Prep Batch #...:** 7221024						
Mercury	ND	0.0020	mg/L	SW846 7470A	08/09/07	J4GPD1AA
		Dilution Factor: 1				
Arsenic	ND	0.50	mg/L	SW846 6010B	08/09/07	J4GPD1AC
		Dilution Factor: 1				
Barium	ND	10.0	mg/L	SW846 6010B	08/09/07	J4GPD1AD
		Dilution Factor: 1				
Cadmium	ND	0.10	mg/L	SW846 6010B	08/09/07	J4GPD1AE
		Dilution Factor: 1				
Chromium	ND	0.50	mg/L	SW846 6010B	08/09/07	J4GPD1AF
		Dilution Factor: 1				
Lead	ND	0.50	mg/L	SW846 6010B	08/09/07	J4GPD1AG
		Dilution Factor: 1				
Selenium	ND	0.25	mg/L	SW846 6010B	08/09/07	J4GPD1AH
		Dilution Factor: 1				
Silver	ND	0.50	mg/L	SW846 6010B	08/09/07	J4GPD1AJ
		Dilution Factor: 1				
MB Lot-Sample #: A7H220000-031 **Prep Batch #...:** 7234031						
Mercury	ND	0.0020	mg/L	SW846 7470A	08/22-08/23/07	J5CPV1AJ
		Dilution Factor: 1				
Arsenic	ND	0.50	mg/L	SW846 6010B	08/22/07	J5CPV1AA
		Dilution Factor: 1				
Barium	ND	10.0	mg/L	SW846 6010B	08/22/07	J5CPV1AC
		Dilution Factor: 1				
Cadmium	ND	0.10	mg/L	SW846 6010B	08/22/07	J5CPV1AD
		Dilution Factor: 1				
Chromium	ND	0.50	mg/L	SW846 6010B	08/22/07	J5CPV1AE
		Dilution Factor: 1				
Lead	ND	0.50	mg/L	SW846 6010B	08/22/07	J5CPV1AF
		Dilution Factor: 1				

(Continued on next page)

METHOD BLANK REPORT

TCLP Metals

Client Lot #...: 7H02243 **Matrix.....:** WATER

PARAMETER	RESULT	REPORTING LIMIT	UNITS	METHOD	PREPARATION-ANALYSIS DATE	WORK ORDER #
Selenium	ND	0.25	mg/L	SW846 6010B	08/22/07	J5CPV1AG
		Dilution Factor: 1				
Silver	ND	0.50	mg/L	SW846 6010B	08/22/07	J5CPV1AH
		Dilution Factor: 1				

NOTE(S):

Calculations are performed before rounding to avoid round-off errors in calculated results.

METHOD BLANK REPORT

General Chemistry

Client Lot #...: 7H02243 **Matrix.....:** SOLID

PARAMETER	RESULT	REPORTING LIMIT	UNITS	METHOD	PREPARATION-ANALYSIS DATE	PREP BATCH #
Reactive Cyanide		Work Order #: J367R1AA		MB Lot-Sample #:	A7H030000-348	
	ND	200	mg/kg	SW846 7.3.3	08/03/07	7215348
		Dilution Factor: 1				

NOTE(S):

Calculations are performed before rounding to avoid round-off errors in calculated results.

METHOD BLANK REPORT

General Chemistry

Client Lot #...: 7H02243 **Matrix.....:** WATER

PARAMETER	RESULT	REPORTING LIMIT	UNITS	METHOD	PREPARATION-ANALYSIS DATE	PREP BATCH #
Reactive Sulfide		Work Order #: J366F1AA		MB Lot-Sample #:	A7H030000-349	
	ND	500	mg/kg	SW846 7.3.4	08/03/07	7215349
		Dilution Factor: 1				

NOTE(S):

Calculations are performed before rounding to avoid round-off errors in calculated results.

LABORATORY CONTROL SAMPLE EVALUATION REPORT

GC/MS Volatiles

Client Lot #...: 7H02243 **Work Order #...:** J4C8E1AC-LCS **Matrix.....:** WATER
LCS Lot-Sample#: A7H070000-436 J4C8E1AD-LCSD
Prep Date.....: 08/06/07 **Analysis Date..:** 08/06/07
Prep Batch #...: 7219436
Dilution Factor: 1

PARAMETER	PERCENT RECOVERY	RECOVERY LIMITS	RPD	RPD LIMITS	METHOD
Chloromethane	76	(48 - 123)			SW846 8260B
	75	(48 - 123)	2.0	(0-30)	SW846 8260B
Bromomethane	102	(64 - 129)			SW846 8260B
	102	(64 - 129)	0.31	(0-30)	SW846 8260B
Chloroethane	90	(66 - 126)			SW846 8260B
	92	(66 - 126)	1.8	(0-30)	SW846 8260B
Methylene chloride	114	(78 - 118)			SW846 8260B
	107	(78 - 118)	6.5	(0-30)	SW846 8260B
Acetone	74	(22 - 200)			SW846 8260B
	68	(22 - 200)	8.4	(0-95)	SW846 8260B
Carbon disulfide	96	(73 - 139)			SW846 8260B
	91	(73 - 139)	5.9	(0-30)	SW846 8260B
1,1-Dichloroethane	93	(86 - 123)			SW846 8260B
	90	(86 - 123)	3.2	(0-30)	SW846 8260B
1,2-Dichloroethene (total)	95	(82 - 116)			SW846 8260B
	93	(82 - 116)	2.1	(0-30)	SW846 8260B
1,1,1-Trichloroethane	81	(78 - 140)			SW846 8260B
	83	(78 - 140)	1.8	(0-30)	SW846 8260B
Bromodichloromethane	103	(87 - 130)			SW846 8260B
	98	(87 - 130)	4.8	(0-30)	SW846 8260B
1,2-Dichloropropane	93	(82 - 115)			SW846 8260B
	85	(82 - 115)	8.7	(0-30)	SW846 8260B
cis-1,3-Dichloropropene	76 a	(84 - 130)			SW846 8260B
	75 a	(84 - 130)	1.6	(0-30)	SW846 8260B
Dibromochloromethane	93	(81 - 138)			SW846 8260B
	91	(81 - 138)	1.9	(0-30)	SW846 8260B
1,1,2-Trichloroethane	99	(83 - 122)			SW846 8260B
	100	(83 - 122)	0.47	(0-30)	SW846 8260B
trans-1,3-Dichloropropene	67 a	(84 - 130)			SW846 8260B
	69 a	(84 - 130)	1.8	(0-30)	SW846 8260B
Bromoform	88	(76 - 150)			SW846 8260B
	88	(76 - 150)	0.17	(0-30)	SW846 8260B
4-Methyl-2-pentanone	73 a	(78 - 141)			SW846 8260B
	72 a	(78 - 141)	0.95	(0-32)	SW846 8260B
2-Hexanone	64	(35 - 200)			SW846 8260B
	63	(35 - 200)	1.8	(0-52)	SW846 8260B
1,1,2,2-Tetrachloroethane	92	(85 - 118)			SW846 8260B
	89	(85 - 118)	3.6	(0-30)	SW846 8260B

(Continued on next page)

LABORATORY CONTROL SAMPLE EVALUATION REPORT

GC/MS Volatiles

Client Lot #...: 7H02243 **Work Order #...:** J4C8E1AC-LCS **Matrix.....:** WATER
LCS Lot-Sample#: A7H070000-436 J4C8E1AD-LCSD

PARAMETER	PERCENT RECOVERY	RECOVERY LIMITS	RPD	RPD LIMITS	METHOD
Toluene	**102**	**(74 - 119)**			**SW846 8260B**
	101	**(74 - 119)**	**0.72**	**(0-20)**	**SW846 8260B**
Ethylbenzene	100	(86 - 116)			SW846 8260B
	102	(86 - 116)	1.5	(0-30)	SW846 8260B
Styrene	94	(85 - 117)			SW846 8260B
	93	(85 - 117)	1.3	(0-30)	SW846 8260B
Xylenes (total)	90	(87 - 116)			SW846 8260B
	89	(87 - 116)	1.2	(0-30)	SW846 8260B
cis-1,2-Dichloroethene	88	(85 - 113)			SW846 8260B
	86	(85 - 113)	1.5	(0-30)	SW846 8260B
trans-1,2-Dichloroethene	103	(80 - 120)			SW846 8260B
	101	(80 - 120)	2.6	(0-30)	SW846 8260B
Dichlorodifluoromethane	84	(70 - 130)			SW846 8260B
	84	(70 - 130)	0.54	(0-30)	SW846 8260B
Trichlorofluoromethane	110	(70 - 130)			SW846 8260B
	106	(70 - 130)	3.6	(0-30)	SW846 8260B
1,1,2-Trichloro-1,2,2-trifluoroethane	121	(70 - 130)			SW846 8260B
	114	(70 - 130)	6.3	(0-30)	SW846 8260B
Methyl acetate	71	(70 - 130)			SW846 8260B
	73	(70 - 130)	3.2	(0-30)	SW846 8260B
Methyl tert-butyl ether (MTBE)	93	(70 - 130)			SW846 8260B
	90	(70 - 130)	2.7	(0-30)	SW846 8260B
Cyclohexane	63 a	(70 - 130)			SW846 8260B
	61 a	(70 - 130)	4.5	(0-30)	SW846 8260B
Methylcyclohexane	65 a	(70 - 130)			SW846 8260B
	62 a	(70 - 130)	5.1	(0-30)	SW846 8260B
1,2-Dibromoethane	102	(70 - 130)			SW846 8260B
	103	(70 - 130)	0.93	(0-30)	SW846 8260B
Isopropylbenzene	95	(70 - 130)			SW846 8260B
	95	(70 - 130)	0.46	(0-30)	SW846 8260B
1,3-Dichlorobenzene	97	(70 - 130)			SW846 8260B
	96	(70 - 130)	1.2	(0-30)	SW846 8260B
1,4-Dichlorobenzene	95	(70 - 130)			SW846 8260B
	94	(70 - 130)	0.40	(0-30)	SW846 8260B
1,2-Dichlorobenzene	100	(70 - 130)			SW846 8260B
	98	(70 - 130)	1.8	(0-30)	SW846 8260B
1,2-Dibromo-3-chloro-propane	80	(70 - 130)			SW846 8260B
	79	(70 - 130)	1.4	(0-30)	SW846 8260B

(Continued on next page)

LABORATORY CONTROL SAMPLE EVALUATION REPORT

GC/MS Volatiles

Client Lot #...: 7H02243 **Work Order #...:** J4C8E1AC-LCS **Matrix.....:** WATER
LCS Lot-Sample#: A7H070000-436 J4C8E1AD-LCSD

PARAMETER	PERCENT RECOVERY	RECOVERY LIMITS	RPD	RPD LIMITS	METHOD
1,2,4-Trichloro-benzene	83	(70 - 130)			SW846 8260B
	81	(70 - 130)	2.3	(0-30)	SW846 8260B
Methyl tert-butyl ether	93	(70 - 130)			SW846 8260B
	90	(70 - 130)	2.7	(0-30)	SW846 8260B
n-Hexane	67 a	(70 - 130)			SW846 8260B
	64 a	(70 - 130)	4.8	(0-30)	SW846 8260B
o-Xylene	91	(70 - 130)			SW846 8260B
	90	(70 - 130)	1.5	(0-30)	SW846 8260B
m-Xylene & p-Xylene	90	(70 - 130)			SW846 8260B
	89	(70 - 130)	0.97	(0-30)	SW846 8260B
2-Chloroethyl vinyl ether	79	(70 - 130)			SW846 8260B
	80	(70 - 130)	0.60	(0-30)	SW846 8260B
Acetonitrile	84	(50 - 130)			SW846 8260B
	85	(50 - 130)	0.86	(0-30)	SW846 8260B
Acrolein	81	(50 - 130)			SW846 8260B
	81	(50 - 130)	0.21	(0-30)	SW846 8260B
Acrylonitrile	85	(50 - 130)			SW846 8260B
	84	(50 - 130)	1.6	(0-30)	SW846 8260B
Bromobenzene	103	(70 - 130)			SW846 8260B
	106	(70 - 130)	2.2	(0-30)	SW846 8260B
Bromochloromethane	122	(70 - 130)			SW846 8260B
	117	(70 - 130)	4.4	(0-30)	SW846 8260B
n-Butylbenzene	74	(70 - 130)			SW846 8260B
	74	(70 - 130)	1.2	(0-30)	SW846 8260B
sec-Butylbenzene	80	(70 - 130)			SW846 8260B
	80	(70 - 130)	0.66	(0-30)	SW846 8260B
tert-Butylbenzene	83	(70 - 130)			SW846 8260B
	83	(70 - 130)	0.070	(0-30)	SW846 8260B
2-Chlorotoluene	102	(70 - 130)			SW846 8260B
	102	(70 - 130)	0.27	(0-30)	SW846 8260B
4-Chlorotoluene	100	(70 - 130)			SW846 8260B
	96	(70 - 130)	3.4	(0-30)	SW846 8260B
Dibromomethane	106	(70 - 130)			SW846 8260B
	105	(70 - 130)	1.3	(0-30)	SW846 8260B
1,3-Dichloropropane	96	(70 - 130)			SW846 8260B
	95	(70 - 130)	0.99	(0-30)	SW846 8260B
2,2-Dichloropropane	67 a	(70 - 130)			SW846 8260B
	69 a	(70 - 130)	3.3	(0-30)	SW846 8260B
1,1-Dichloropropene	98	(70 - 130)			SW846 8260B
	94	(70 - 130)	4.1	(0-30)	SW846 8260B

(Continued on next page)

LABORATORY CONTROL SAMPLE EVALUATION REPORT

GC/MS Volatiles

Client Lot #...: 7H02243 **Work Order #...:** J4C8E1AC-LCS **Matrix.....:** WATER
LCS Lot-Sample#: A7H070000-436 J4C8E1AD-LCSD

PARAMETER	PERCENT RECOVERY	RECOVERY LIMITS	RPD	RPD LIMITS	METHOD
Hexachlorobutadiene	84	(70 - 130)			SW846 8260B
	83	(70 - 130)	1.9	(0-30)	SW846 8260B
Iodomethane	140 a	(70 - 130)			SW846 8260B
	138 a	(70 - 130)	1.5	(0-30)	SW846 8260B
p-Isopropyltoluene	85	(70 - 130)			SW846 8260B
	84	(70 - 130)	1.2	(0-30)	SW846 8260B
Naphthalene	90	(70 - 130)			SW846 8260B
	90	(70 - 130)	0.41	(0-30)	SW846 8260B
n-Propylbenzene	84	(70 - 130)			SW846 8260B
	83	(70 - 130)	0.90	(0-30)	SW846 8260B
1,1,1,2-Tetrachloroethane	93	(70 - 130)			SW846 8260B
	91	(70 - 130)	1.1	(0-30)	SW846 8260B
1,2,3-Trichlorobenzene	88	(70 - 130)			SW846 8260B
	90	(70 - 130)	2.0	(0-30)	SW846 8260B
1,2,3-Trichloropropane	91	(70 - 130)			SW846 8260B
	90	(70 - 130)	0.39	(0-30)	SW846 8260B
1,2,4-Trimethylbenzene	86	(70 - 130)			SW846 8260B
	85	(70 - 130)	1.3	(0-30)	SW846 8260B
1,3,5-Trimethylbenzene	86	(70 - 130)			SW846 8260B
	85	(70 - 130)	1.5	(0-30)	SW846 8260B
Vinyl chloride	90	(61 - 120)			SW846 8260B
	87	(61 - 120)	3.6	(0-30)	SW846 8260B
1,1-Dichloroethylene	**103**	**(63 - 130)**			**SW846 8260B**
	100	**(63 - 130)**	**3.2**	**(0-20)**	**SW846 8260B**
Chloroform	102	(84 - 128)			SW846 8260B
	99	(84 - 128)	3.0	(0-30)	SW846 8260B
1,2-Dichloroethane	99	(79 - 136)			SW846 8260B
	97	(79 - 136)	2.2	(0-30)	SW846 8260B
2-Butanone (MEK)	69	(28 - 237)			SW846 8260B
	67	(28 - 237)	3.1	(0-65)	SW846 8260B
Carbon tetrachloride	79	(75 - 149)			SW846 8260B
	77	(75 - 149)	2.6	(0-30)	SW846 8260B
Trichloroethylene	**111**	**(75 - 122)**			**SW846 8260B**
	108	**(75 - 122)**	**2.9**	**(0-20)**	**SW846 8260B**
Benzene	**96**	**(80 - 116)**			**SW846 8260B**
	94	**(80 - 116)**	**2.0**	**(0-20)**	**SW846 8260B**
Tetrachloroethylene	103	(88 - 113)			SW846 8260B
	102	(88 - 113)	0.81	(0-30)	SW846 8260B
Chlorobenzene	**105**	**(76 - 117)**			**SW846 8260B**
	103	**(76 - 117)**	**2.4**	**(0-20)**	**SW846 8260B**

(Continued on next page)

LABORATORY CONTROL SAMPLE EVALUATION REPORT

GC/MS Volatiles

Client Lot #...: 7H02243 **Work Order #...:** J4C8E1AC-LCS **Matrix.....:** WATER
LCS Lot-Sample#: A7H070000-436 J4C8E1AD-LCSD

SURROGATE	PERCENT RECOVERY	RECOVERY LIMITS
Dibromofluoromethane	105	(73 - 122)
	105	(73 - 122)
1,2-Dichloroethane-d4	87	(61 - 128)
	95	(61 - 128)
Toluene-d8	102	(76 - 110)
	102	(76 - 110)
4-Bromofluorobenzene	107	(74 - 116)
	107	(74 - 116)

NOTE(S):

Calculations are performed before rounding to avoid round-off errors in calculated results.

Bold print denotes control parameters

a Spiked analyte recovery is outside stated control limits.

LABORATORY CONTROL SAMPLE EVALUATION REPORT

GC/MS Volatiles

Client Lot #...: 7H02243 **Work Order #...:** J4J2N1AA **Matrix.....:** WATER
LCS Lot-Sample#: A7H090000-511
Prep Date.....: 08/09/07 **Analysis Date..:** 08/09/07
Prep Batch #...: 7221511
Dilution Factor: 1

PARAMETER	PERCENT RECOVERY	RECOVERY LIMITS	METHOD
Benzene	**95**	**(76 - 118)**	**SW846 8260B**
Chloromethane	73	(37 - 126)	SW846 8260B
2-Butanone (MEK)	63	(40 - 110)	SW846 8260B
Bromomethane	98	(55 - 137)	SW846 8260B
Carbon tetrachloride	81	(71 - 124)	SW846 8260B
Chlorobenzene	**102**	**(76 - 113)**	**SW846 8260B**
Chloroform	102	(82 - 117)	SW846 8260B
Chloroethane	86	(55 - 125)	SW846 8260B
1,2-Dichloroethane	97	(78 - 122)	SW846 8260B
1,1-Dichloroethylene	**100**	**(67 - 128)**	**SW846 8260B**
Methylene chloride	114	(69 - 131)	SW846 8260B
Tetrachloroethylene	101	(64 - 121)	SW846 8260B
Acetone	58	(22 - 110)	SW846 8260B
Trichloroethylene	**108**	**(76 - 119)**	**SW846 8260B**
Vinyl chloride	87	(47 - 123)	SW846 8260B
Carbon disulfide	86	(57 - 128)	SW846 8260B
1,1-Dichloroethane	90	(79 - 119)	SW846 8260B
1,2-Dichloroethene (total)	93	(79 - 118)	SW846 8260B
1,1,1-Trichloroethane	81	(74 - 122)	SW846 8260B
Bromodichloromethane	96	(78 - 123)	SW846 8260B
1,2-Dichloropropane	90	(80 - 119)	SW846 8260B
cis-1,3-Dichloropropene	78	(74 - 126)	SW846 8260B
Dibromochloromethane	88	(76 - 120)	SW846 8260B
1,1,2-Trichloroethane	93	(84 - 110)	SW846 8260B
trans-1,3-Dichloropropene	70 a	(71 - 112)	SW846 8260B
Bromoform	79	(63 - 129)	SW846 8260B
4-Methyl-2-pentanone	66	(56 - 125)	SW846 8260B
2-Hexanone	58	(36 - 111)	SW846 8260B
1,1,2,2-Tetrachloroethane	87	(79 - 120)	SW846 8260B
Toluene	**97**	**(72 - 117)**	**SW846 8260B**
Ethylbenzene	96	(71 - 119)	SW846 8260B
Styrene	90	(71 - 120)	SW846 8260B
Xylenes (total)	87	(72 - 120)	SW846 8260B

(Continued on next page)

LABORATORY CONTROL SAMPLE EVALUATION REPORT

GC/MS Volatiles

Client Lot #...: 7H02243 **Work Order #...:** J4J2N1AA **Matrix.....:** WATER
LCS Lot-Sample#: A7H090000-511

PARAMETER	PERCENT RECOVERY	RECOVERY LIMITS	METHOD
cis-1,2-Dichloroethene	87	(81 - 116)	SW846 8260B
trans-1,2-Dichloroethene	100	(74 - 122)	SW846 8260B
n-Hexane	65 a	(68 - 139)	SW846 8260B

SURROGATE	PERCENT RECOVERY	RECOVERY LIMITS
Dibromofluoromethane	110	(86 - 124)
1,2-Dichloroethane-d4	89	(80 - 122)
Toluene-d8	100	(90 - 122)
4-Bromofluorobenzene	100	(84 - 125)

NOTE(S):

Calculations are performed before rounding to avoid round-off errors in calculated results.

Bold print denotes control parameters

a Spiked analyte recovery is outside stated control limits.

LABORATORY CONTROL SAMPLE EVALUATION REPORT

GC/MS Semivolatiles

Client Lot #...: 7H02243 Work Order #...: J4NN41AC-LCS Matrix.....: WATER
LCS Lot-Sample#: A7H110000-021 J4NN41AD-LCSD
Prep Date.....: 08/11/07 Analysis Date..: 08/14/07
Prep Batch #...: 7223021
Dilution Factor: 1

PARAMETER	PERCENT RECOVERY	RECOVERY LIMITS	RPD	RPD LIMITS	METHOD
o-Cresol	66	(23 - 110)			SW846 8270C
	65	(23 - 110)	0.43	(0-30)	SW846 8270C
m-Cresol & p-Cresol	74	(28 - 110)			SW846 8270C
	73	(28 - 110)	0.39	(0-30)	SW846 8270C
1,4-Dichlorobenzene	53	(13 - 110)			SW846 8270C
	59	(13 - 110)	10	(0-30)	SW846 8270C
2,4-Dinitrotoluene	92	(45 - 119)			SW846 8270C
	93	(45 - 119)	0.93	(0-30)	SW846 8270C
Hexachlorobenzene	87	(46 - 112)			SW846 8270C
	90	(46 - 112)	2.9	(0-30)	SW846 8270C
Hexachlorobutadiene	50	(10 - 110)			SW846 8270C
	58	(10 - 110)	15	(0-30)	SW846 8270C
Hexachloroethane	49	(10 - 110)			SW846 8270C
	57	(10 - 110)	15	(0-30)	SW846 8270C
Nitrobenzene	70	(29 - 118)			SW846 8270C
	73	(29 - 118)	4.2	(0-30)	SW846 8270C
Pentachlorophenol	78	(10 - 116)			SW846 8270C
	81	(10 - 116)	3.7	(0-30)	SW846 8270C
Pyridine	72	(15 - 110)			SW846 8270C
	70	(15 - 110)	3.0	(0-30)	SW846 8270C
2,4,5-Trichlorophenol	79	(36 - 110)			SW846 8270C
	83	(36 - 110)	6.0	(0-30)	SW846 8270C
2,4,6-Trichlorophenol	81	(32 - 110)			SW846 8270C
	82	(32 - 110)	1.3	(0-30)	SW846 8270C
Cresols (total)	71	(28 - 110)			SW846 8270C
	71	(28 - 110)	0.41	(0-30)	SW846 8270C

SURROGATE	PERCENT RECOVERY	RECOVERY LIMITS
Nitrobenzene-d5	75	(27 - 110)
	71	(27 - 110)
2-Fluorobiphenyl	81	(20 - 110)
	79	(20 - 110)
Terphenyl-d14	102	(44 - 110)
	96	(44 - 110)
Phenol-d5	66	(10 - 110)

(Continued on next page)

LABORATORY CONTROL SAMPLE EVALUATION REPORT

GC/MS Semivolatiles

Client Lot #...: 7H02243 **Work Order #...:** J4NN41AC-LCS **Matrix.....:** WATER
LCS Lot-Sample#: A7H110000-021 J4NN41AD-LCSD

SURROGATE	PERCENT RECOVERY	RECOVERY LIMITS
	60	(10 - 110)
2-Fluorophenol	35	(10 - 110)
	32	(10 - 110)
2,4,6-Tribromophenol	94	(28 - 110)
	90	(28 - 110)

NOTE(S):

Calculations are performed before rounding to avoid round-off errors in calculated results.

Bold print denotes control parameters

LABORATORY CONTROL SAMPLE EVALUATION REPORT

GC/MS Semivolatiles

Client Lot #...: 7H02243 Work Order #...: J5PHM1AC-LCS Matrix.....: WATER
LCS Lot-Sample#: A7H280000-075 J5PHM1AD-LCSD
Prep Date.....: 08/28/07 Analysis Date..: 08/29/07
Prep Batch #...: 7240075
Dilution Factor: 1

PARAMETER	PERCENT RECOVERY	RECOVERY LIMITS	RPD	RPD LIMITS	METHOD
o-Cresol	68	(23 - 110)			SW846 8270C
	65	(23 - 110)	4.3	(0-30)	SW846 8270C
m-Cresol & p-Cresol	62	(28 - 110)			SW846 8270C
	60	(28 - 110)	2.6	(0-30)	SW846 8270C
1,4-Dichlorobenzene	44	(13 - 110)			SW846 8270C
	38	(13 - 110)	15	(0-30)	SW846 8270C
2,4-Dinitrotoluene	66	(45 - 119)			SW846 8270C
	81	(45 - 119)	21	(0-30)	SW846 8270C
Hexachlorobenzene	58	(46 - 112)			SW846 8270C
	76	(46 - 112)	27	(0-30)	SW846 8270C
Hexachlorobutadiene	34	(10 - 110)			SW846 8270C
	43	(10 - 110)	23	(0-30)	SW846 8270C
Hexachloroethane	33	(10 - 110)			SW846 8270C
	36	(10 - 110)	11	(0-30)	SW846 8270C
Nitrobenzene	61	(29 - 118)			SW846 8270C
	68	(29 - 118)	11	(0-30)	SW846 8270C
Pentachlorophenol	56	(10 - 116)			SW846 8270C
	70	(10 - 116)	23	(0-30)	SW846 8270C
Pyridine	38	(15 - 110)			SW846 8270C
	39	(15 - 110)	2.8	(0-30)	SW846 8270C
2,4,5-Trichlorophenol	58	(36 - 110)			SW846 8270C
	75	(36 - 110)	26	(0-30)	SW846 8270C
2,4,6-Trichlorophenol	57	(32 - 110)			SW846 8270C
	70	(32 - 110)	21	(0-30)	SW846 8270C
Cresols (total)	64	(28 - 110)			SW846 8270C
	62	(28 - 110)	3.2	(0-30)	SW846 8270C

SURROGATE	PERCENT RECOVERY	RECOVERY LIMITS
Nitrobenzene-d5	61	(27 - 110)
	66	(27 - 110)
2-Fluorobiphenyl	47	(20 - 110)
	58	(20 - 110)
Terphenyl-d14	66	(44 - 110)
	87	(44 - 110)
Phenol-d5	39	(10 - 110)

(Continued on next page)

LABORATORY CONTROL SAMPLE EVALUATION REPORT

GC/MS Semivolatiles

Client Lot #...: 7H02243 **Work Order #...:** J5PHM1AC-LCS **Matrix.....:** WATER
LCS Lot-Sample#: A7H280000-075 J5PHM1AD-LCSD

SURROGATE	PERCENT RECOVERY	RECOVERY LIMITS
	44	(10 - 110)
2-Fluorophenol	51	(10 - 110)
	53	(10 - 110)
2,4,6-Tribromophenol	58	(28 - 110)
	80	(28 - 110)

NOTE(S):

Calculations are performed before rounding to avoid round-off errors in calculated results.

Bold print denotes control parameters

LABORATORY CONTROL SAMPLE EVALUATION REPORT

TCLP Metals

Client Lot #...: 7H02243 **Matrix.....:** WATER

PARAMETER	PERCENT RECOVERY	RECOVERY LIMITS	METHOD	PREPARATION-ANALYSIS DATE	WORK ORDER #
LCS Lot-Sample#: A7H090000-024 **Prep Batch #...:** 7221024					
Mercury	106	(50 - 150)	SW846 7470A	08/09/07	J4GPD1AK
		Dilution Factor: 1			
Arsenic	102	(50 - 150)	SW846 6010B	08/09/07	J4GPD1AL
		Dilution Factor: 1			
Barium	107	(50 - 150)	SW846 6010B	08/09/07	J4GPD1AM
		Dilution Factor: 1			
Cadmium	108	(50 - 150)	SW846 6010B	08/09/07	J4GPD1AN
		Dilution Factor: 1			
Chromium	106	(50 - 150)	SW846 6010B	08/09/07	J4GPD1AP
		Dilution Factor: 1			
Lead	106	(50 - 150)	SW846 6010B	08/09/07	J4GPD1AQ
		Dilution Factor: 1			
Selenium	102	(50 - 150)	SW846 6010B	08/09/07	J4GPD1AR
		Dilution Factor: 1			
Silver	115	(50 - 150)	SW846 6010B	08/09/07	J4GPD1AT
		Dilution Factor: 1			
LCS Lot-Sample#: A7H220000-031 **Prep Batch #...:** 7234031					
Mercury	106	(50 - 150)	SW846 7470A	08/22-08/23/07	J5CPV1AT
		Dilution Factor: 1			
Arsenic	102	(50 - 150)	SW846 6010B	08/22/07	J5CPV1AK
		Dilution Factor: 1			
Barium	100	(50 - 150)	SW846 6010B	08/22/07	J5CPV1AL
		Dilution Factor: 1			
Cadmium	103	(50 - 150)	SW846 6010B	08/22/07	J5CPV1AM
		Dilution Factor: 1			
Chromium	102	(50 - 150)	SW846 6010B	08/22/07	J5CPV1AN
		Dilution Factor: 1			

(Continued on next page)

LABORATORY CONTROL SAMPLE EVALUATION REPORT

TCLP Metals

Client Lot #...: 7H02243 Matrix.....: WATER

PARAMETER	PERCENT RECOVERY	RECOVERY LIMITS	METHOD	PREPARATION-ANALYSIS DATE	WORK ORDER #
Lead	104	(50 - 150)	SW846 6010B	08/22/07	J5CPV1AP
		Dilution Factor: 1			
Selenium	100	(50 - 150)	SW846 6010B	08/22/07	J5CPV1AQ
		Dilution Factor: 1			
Silver	113	(50 - 150)	SW846 6010B	08/22/07	J5CPV1AR
		Dilution Factor: 1			

NOTE(S):

Calculations are performed before rounding to avoid round-off errors in calculated results.

LABORATORY CONTROL SAMPLE EVALUATION REPORT

General Chemistry

Client Lot #...: 7H02243 **Matrix.....:** SOLID

PARAMETER	PERCENT RECOVERY	RECOVERY LIMITS	METHOD	PREPARATION-ANALYSIS DATE	PREP BATCH #
Reactive Cyanide		Work Order #: J367R1AC	LCS Lot-Sample#: A7H030000-348		
	88	(10 - 200)	SW846 7.3.3	08/03/07	7215348
		Dilution Factor: 1			

NOTE(S):

Calculations are performed before rounding to avoid round-off errors in calculated results.

LABORATORY CONTROL SAMPLE EVALUATION REPORT

General Chemistry

Client Lot #...: 7H02243 Matrix.....: WATER

PARAMETER	PERCENT RECOVERY	RECOVERY LIMITS	METHOD	PREPARATION-ANALYSIS DATE	PREP BATCH #
pH (liquid)		Work Order #: J4D1C1AA	LCS Lot-Sample#: A7H080000-042		
	101	(97 - 103)	SW846 9040B	08/02/07	7220042
		Dilution Factor: 1			
Reactive Sulfide		Work Order #: J366F1AC	LCS Lot-Sample#: A7H030000-349		
	128	(10 - 200)	SW846 7.3.4	08/03/07	7215349
		Dilution Factor: 1			

NOTE(S):

Calculations are performed before rounding to avoid round-off errors in calculated results.

MATRIX SPIKE SAMPLE EVALUATION REPORT

GC/MS Volatiles

Client Lot #...: 7H02243 **Work Order #...:** J3QG71AC-MS **Matrix.....:** WATER
MS Lot-Sample #: A7G270290-001 J3QG71AD-MSD
Date Sampled...: 07/25/07 18:40 **Date Received..:** 07/27/07
Prep Date.....: 08/07/07 **Analysis Date..:** 08/07/07
Prep Batch #...: 7219436
Dilution Factor: 16.67

PARAMETER	PERCENT RECOVERY	RECOVERY LIMITS	RPD	RPD LIMITS	METHOD
Chloromethane	73	(40 - 137)			SW846 8260B
	74	(40 - 137)	1.6	(0-39)	SW846 8260B
Bromomethane	97	(55 - 145)			SW846 8260B
	103	(55 - 145)	5.6	(0-30)	SW846 8260B
Chloroethane	87	(59 - 142)			SW846 8260B
	88	(59 - 142)	0.83	(0-30)	SW846 8260B
Methylene chloride	108	(82 - 115)			SW846 8260B
	109	(82 - 115)	1.2	(0-30)	SW846 8260B
Acetone	63	(45 - 128)			SW846 8260B
	66	(45 - 128)	4.5	(0-30)	SW846 8260B
Carbon disulfide	90	(69 - 138)			SW846 8260B
	90	(69 - 138)	0.12	(0-41)	SW846 8260B
1,1-Dichloroethane	89	(88 - 127)			SW846 8260B
	92	(88 - 127)	3.3	(0-30)	SW846 8260B
1,2-Dichloroethene (total)	92	(86 - 115)			SW846 8260B
	93	(86 - 115)	1.3	(0-30)	SW846 8260B
1,1,1-Trichloroethane	68 a	(71 - 162)			SW846 8260B
	80	(71 - 162)	6.4	(0-30)	SW846 8260B
Bromodichloromethane	89	(80 - 146)			SW846 8260B
	95	(80 - 146)	5.7	(0-30)	SW846 8260B
1,2-Dichloropropane	85 a	(87 - 114)			SW846 8260B
	88	(87 - 114)	3.6	(0-30)	SW846 8260B
cis-1,3-Dichloropropene	66 a	(82 - 130)			SW846 8260B
	72 a	(82 - 130)	8.5	(0-30)	SW846 8260B
Dibromochloromethane	75	(71 - 158)			SW846 8260B
	84	(71 - 158)	10	(0-30)	SW846 8260B
1,1,2-Trichloroethane	95	(86 - 129)			SW846 8260B
	98	(86 - 129)	2.5	(0-30)	SW846 8260B
trans-1,3-Dichloropropene	60 a	(73 - 147)			SW846 8260B
	67 a	(73 - 147)	11	(0-30)	SW846 8260B
Bromoform	72	(58 - 176)			SW846 8260B
	76	(58 - 176)	6.2	(0-30)	SW846 8260B
4-Methyl-2-pentanone	69 a	(82 - 135)			SW846 8260B
	68 a	(82 - 135)	1.1	(0-30)	SW846 8260B
2-Hexanone	56 a	(81 - 128)			SW846 8260B
	62 a	(81 - 128)	9.1	(0-30)	SW846 8260B
1,1,2,2-Tetrachloroethane	87 a	(88 - 116)			SW846 8260B
	92	(88 - 116)	5.4	(0-30)	SW846 8260B

(Continued on next page)

MATRIX SPIKE SAMPLE EVALUATION REPORT

GC/MS Volatiles

Client Lot #...: 7H02243 **Work Order #...:** J3QG71AC-MS **Matrix.....:** WATER
MS Lot-Sample #: A7G270290-001 J3QG71AD-MSD

PARAMETER	PERCENT RECOVERY	RECOVERY LIMITS	RPD	RPD LIMITS	METHOD
Toluene	**97**	**(70 - 119)**			**SW846 8260B**
	99	**(70 - 119)**	**2.1**	**(0-20)**	**SW846 8260B**
Ethylbenzene	94	(86 - 132)			SW846 8260B
	99	(86 - 132)	4.3	(0-30)	SW846 8260B
Styrene	86	(83 - 120)			SW846 8260B
	89	(83 - 120)	3.7	(0-30)	SW846 8260B
Xylenes (total)	84 a	(89 - 121)			SW846 8260B
	88 a	(89 - 121)	3.9	(0-30)	SW846 8260B
cis-1,2-Dichloroethene	83 a	(87 - 114)			SW846 8260B
	87	(87 - 114)	4.3	(0-30)	SW846 8260B
trans-1,2-Dichloroethene	101	(85 - 116)			SW846 8260B
	100	(85 - 116)	1.2	(0-30)	SW846 8260B
Dichlorodifluoromethane	102	(70 - 130)			SW846 8260B
	82	(70 - 130)	21	(0-30)	SW846 8260B
Trichlorofluoromethane	115	(70 - 130)			SW846 8260B
	103	(70 - 130)	11	(0-30)	SW846 8260B
1,1,2-Trichloro-1,2,2-trifluoroethane	138 a	(70 - 130)			SW846 8260B
	113	(70 - 130)	19	(0-30)	SW846 8260B
Methyl acetate	66 a	(70 - 130)			SW846 8260B
	69 a	(70 - 130)	4.7	(0-30)	SW846 8260B
Methyl tert-butyl ether (MTBE)	86	(70 - 130)			SW846 8260B
	87	(70 - 130)	1.5	(0-30)	SW846 8260B
Cyclohexane	71	(70 - 130)			SW846 8260B
	61 a	(70 - 130)	15	(0-30)	SW846 8260B
Methylcyclohexane	78	(70 - 130)			SW846 8260B
	60 a	(70 - 130)	26	(0-30)	SW846 8260B
1,2-Dibromoethane	94	(70 - 130)			SW846 8260B
	99	(70 - 130)	6.0	(0-30)	SW846 8260B
Isopropylbenzene	91	(70 - 130)			SW846 8260B
	92	(70 - 130)	0.62	(0-30)	SW846 8260B
1,3-Dichlorobenzene	90	(70 - 130)			SW846 8260B
	98	(70 - 130)	7.8	(0-30)	SW846 8260B
1,4-Dichlorobenzene	87	(70 - 130)			SW846 8260B
	95	(70 - 130)	8.8	(0-30)	SW846 8260B
1,2-Dichlorobenzene	93	(70 - 130)			SW846 8260B
	100	(70 - 130)	7.0	(0-30)	SW846 8260B

(Continued on next page)

MATRIX SPIKE SAMPLE EVALUATION REPORT

GC/MS Volatiles

Client Lot #...: 7H02243 **Work Order #...:** J3QG71AC-MS **Matrix.....:** WATER
MS Lot-Sample #: A7G270290-001 J3QG71AD-MSD

PARAMETER	PERCENT RECOVERY	RECOVERY LIMITS	RPD	RPD LIMITS	METHOD
1,2-Dibromo-3-chloro-propane	70	(70 - 130)			SW846 8260B
	74	(70 - 130)	5.0	(0-30)	SW846 8260B
1,2,4-Trichloro-benzene	71	(70 - 130)			SW846 8260B
	80	(70 - 130)	11	(0-30)	SW846 8260B
Methyl tert-butyl ether (MTBE)	86	(70 - 130)			SW846 8260B
	87	(70 - 130)	1.5	(0-30)	SW846 8260B
n-Hexane	87	(70 - 130)			SW846 8260B
	62 a,p	(70 - 130)	33	(0-30)	SW846 8260B
o-Xylene	84	(70 - 130)			SW846 8260B
	89	(70 - 130)	6.0	(0-30)	SW846 8260B
m-Xylene & p-Xylene	84	(70 - 130)			SW846 8260B
	87	(70 - 130)	2.8	(0-30)	SW846 8260B
2-Chloroethyl vinyl ether	9.9 a	(70 - 130)			SW846 8260B
	9.4 a	(70 - 130)	4.8	(0-30)	SW846 8260B
Acetonitrile	83	(50 - 130)			SW846 8260B
	88	(50 - 130)	6.5	(0-30)	SW846 8260B
Acrolein	79	(50 - 130)			SW846 8260B
	79	(50 - 130)	0.88	(0-30)	SW846 8260B
Acrylonitrile	81	(50 - 130)			SW846 8260B
	84	(50 - 130)	2.6	(0-30)	SW846 8260B
Bromobenzene	101	(70 - 130)			SW846 8260B
	106	(70 - 130)	5.1	(0-30)	SW846 8260B
Bromochloromethane	114	(70 - 130)			SW846 8260B
	121	(70 - 130)	6.2	(0-30)	SW846 8260B
n-Butylbenzene	68 a	(70 - 130)			SW846 8260B
	73	(70 - 130)	7.2	(0-30)	SW846 8260B
sec-Butylbenzene	76	(70 - 130)			SW846 8260B
	80	(70 - 130)	5.4	(0-30)	SW846 8260B
tert-Butylbenzene	79	(70 - 130)			SW846 8260B
	84	(70 - 130)	6.4	(0-30)	SW846 8260B
2-Chlorotoluene	97	(70 - 130)			SW846 8260B
	104	(70 - 130)	7.1	(0-30)	SW846 8260B
4-Chlorotoluene	92	(70 - 130)			SW846 8260B
	98	(70 - 130)	7.2	(0-30)	SW846 8260B
Dibromomethane	101	(70 - 130)			SW846 8260B
	101	(70 - 130)	0.39	(0-30)	SW846 8260B
1,3-Dichloropropane	89	(70 - 130)			SW846 8260B
	93	(70 - 130)	4.6	(0-30)	SW846 8260B

(Continued on next page)

MATRIX SPIKE SAMPLE EVALUATION REPORT

GC/MS Volatiles

Client Lot #...: 7H02243 **Work Order #...:** J3QG71AC-MS **Matrix.....:** WATER
MS Lot-Sample #: A7G270290-001 J3QG71AD-MSD

PARAMETER	PERCENT RECOVERY	RECOVERY LIMITS	RPD	RPD LIMITS	METHOD
2,2-Dichloropropane	58 a	(70 - 130)			SW846 8260B
	64 a	(70 - 130)	10	(0-30)	SW846 8260B
1,1-Dichloropropene	95	(70 - 130)			SW846 8260B
	95	(70 - 130)	0.47	(0-30)	SW846 8260B
Hexachlorobutadiene	72	(70 - 130)			SW846 8260B
	81	(70 - 130)	12	(0-30)	SW846 8260B
Iodomethane	135 a	(70 - 130)			SW846 8260B
	139 a	(70 - 130)	3.0	(0-30)	SW846 8260B
p-Isopropyltoluene	80	(70 - 130)			SW846 8260B
	85	(70 - 130)	5.3	(0-30)	SW846 8260B
Naphthalene	81	(70 - 130)			SW846 8260B
	88	(70 - 130)	8.5	(0-30)	SW846 8260B
n-Propylbenzene	78	(70 - 130)			SW846 8260B
	83	(70 - 130)	6.2	(0-30)	SW846 8260B
1,1,1,2-Tetrachloroethane	77	(70 - 130)			SW846 8260B
	86	(70 - 130)	11	(0-30)	SW846 8260B
1,2,3-Trichlorobenzene	80	(70 - 130)			SW846 8260B
	89	(70 - 130)	9.9	(0-30)	SW846 8260B
1,2,3-Trichloropropane	85	(70 - 130)			SW846 8260B
	93	(70 - 130)	9.1	(0-30)	SW846 8260B
1,2,4-Trimethylbenzene	82	(70 - 130)			SW846 8260B
	87	(70 - 130)	6.9	(0-30)	SW846 8260B
1,3,5-Trimethylbenzene	80	(70 - 130)			SW846 8260B
	85	(70 - 130)	5.6	(0-30)	SW846 8260B
1,1-Dichloroethylene	**106**	**(62 - 130)**			**SW846 8260B**
	93	**(62 - 130)**	**3.8**	**(0-20)**	**SW846 8260B**
Vinyl chloride	90	(88 - 126)			SW846 8260B
	88	(88 - 126)	2.2	(0-30)	SW846 8260B
Chloroform	98	(83 - 141)			SW846 8260B
	100	(83 - 141)	2.7	(0-30)	SW846 8260B
1,2-Dichloroethane	95	(71 - 160)			SW846 8260B
	98	(71 - 160)	3.0	(0-30)	SW846 8260B
2-Butanone (MEK)	67 a	(71 - 123)			SW846 8260B
	68 a	(71 - 123)	1.0	(0-30)	SW846 8260B
Carbon tetrachloride	73	(63 - 176)			SW846 8260B
	77	(63 - 176)	5.5	(0-30)	SW846 8260B
Trichloroethylene	**107**	**(62 - 130)**			**SW846 8260B**
	109	**(62 - 130)**	**1.6**	**(0-20)**	**SW846 8260B**
Benzene	**93**	**(78 - 118)**			**SW846 8260B**
	95	**(78 - 118)**	**2.0**	**(0-20)**	**SW846 8260B**
Tetrachloroethylene	99	(85 - 121)			SW846 8260B
	101	(85 - 121)	1.9	(0-30)	SW846 8260B

(Continued on next page)

MATRIX SPIKE SAMPLE EVALUATION REPORT

GC/MS Volatiles

Client Lot #...: 7H02243 **Work Order #...:** J3QG71AC-MS **Matrix.....:** WATER
MS Lot-Sample #: A7G270290-001 J3QG71AD-MSD

PARAMETER	PERCENT RECOVERY	RECOVERY LIMITS	RPD	RPD LIMITS	METHOD
Chlorobenzene	**97**	**(76 - 117)**			**SW846 8260B**
	103	**(76 - 117)**	**5.1**	**(0-20)**	**SW846 8260B**

SURROGATE	PERCENT RECOVERY	RECOVERY LIMITS
Dibromofluoromethane	106	(73 - 122)
	109	(73 - 122)
1,2-Dichloroethane-d4	94	(61 - 128)
	95	(61 - 128)
Toluene-d8	100	(76 - 110)
	100	(76 - 110)
4-Bromofluorobenzene	101	(74 - 116)
	104	(74 - 116)

NOTE(S):

Calculations are performed before rounding to avoid round-off errors in calculated results.

Bold print denotes control parameters

a Spiked analyte recovery is outside stated control limits.

p Relative percent difference (RPD) is outside stated control limits.

MATRIX SPIKE SAMPLE EVALUATION REPORT

TCLP GC/MS Volatiles

Client Lot #...: 7H02243 **Work Order #...:** J337R1A4-MS **Matrix.....:** WG
MS Lot-Sample #: A7H020243-002 J337R1A5-MSD
Date Sampled...: 08/01/07 11:00 **Date Received..:** 08/02/07
Leach Date.....: 08/08/07 **Prep Date.....:** 08/09/07 **Analysis Date..:** 08/09/07
Leach Batch #..: P722010 **Prep Batch #...:** 7221511
Dilution Factor: 1

PARAMETER	PERCENT RECOVERY	RECOVERY LIMITS	RPD	RPD LIMITS	METHOD
Benzene	**88**	**(76 - 117)**			**SW846 8260B**
	94	**(76 - 117)**	**6.0**	**(0-30)**	**SW846 8260B**
2-Butanone (MEK)	64	(37 - 110)			SW846 8260B
	64	(37 - 110)	0.61	(0-30)	SW846 8260B
Carbon tetrachloride	75	(72 - 124)			SW846 8260B
	78	(72 - 124)	3.8	(0-30)	SW846 8260B
Chlorobenzene	**95**	**(72 - 114)**			**SW846 8260B**
	101	**(72 - 114)**	**5.6**	**(0-30)**	**SW846 8260B**
Chloromethane	69	(39 - 126)			SW846 8260B
	71	(39 - 126)	3.6	(0-30)	SW846 8260B
Chloroform	92	(82 - 117)			SW846 8260B
	101	(82 - 117)	9.4	(0-30)	SW846 8260B
Bromomethane	93	(56 - 144)			SW846 8260B
	96	(56 - 144)	2.7	(0-30)	SW846 8260B
1,2-Dichloroethane	89	(80 - 120)			SW846 8260B
	96	(80 - 120)	7.4	(0-30)	SW846 8260B
1,1-Dichloroethylene	**97**	**(67 - 129)**			**SW846 8260B**
	102	**(67 - 129)**	**4.4**	**(0-30)**	**SW846 8260B**
Tetrachloroethylene	98	(60 - 119)			SW846 8260B
	101	(60 - 119)	3.6	(0-30)	SW846 8260B
Chloroethane	84	(54 - 129)			SW846 8260B
	85	(54 - 129)	1.5	(0-30)	SW846 8260B
Trichloroethylene	**101**	**(72 - 121)**			**SW846 8260B**
	107	**(72 - 121)**	**5.2**	**(0-30)**	**SW846 8260B**
Vinyl chloride	82	(54 - 118)			SW846 8260B
	85	(54 - 118)	4.1	(0-30)	SW846 8260B
Methylene chloride	104	(70 - 124)			SW846 8260B
	112	(70 - 124)	7.6	(0-30)	SW846 8260B
Acetone	66	(22 - 110)			SW846 8260B
	66	(22 - 110)	0.16	(0-30)	SW846 8260B
Carbon disulfide	83	(59 - 126)			SW846 8260B
	85	(59 - 126)	2.0	(0-24)	SW846 8260B
1,1-Dichloroethane	83	(78 - 119)			SW846 8260B
	89	(78 - 119)	7.1	(0-30)	SW846 8260B
1,2-Dichloroethene (total)	87	(80 - 117)			SW846 8260B
	92	(80 - 117)	6.0	(0-30)	SW846 8260B
1,1,1-Trichloroethane	79	(74 - 123)			SW846 8260B
	80	(74 - 123)	2.2	(0-30)	SW846 8260B

(Continued on next page)

MATRIX SPIKE SAMPLE EVALUATION REPORT

TCLP GC/MS Volatiles

Client Lot #...: 7H02243 **Work Order #...:** J337R1A4-MS **Matrix.....:** WG
MS Lot-Sample #: A7H020243-002 J337R1A5-MSD

PARAMETER	PERCENT RECOVERY	RECOVERY LIMITS	RPD	RPD LIMITS	METHOD
Bromodichloromethane	84	(80 - 123)			SW846 8260B
	95	(80 - 123)	13	(0-30)	SW846 8260B
1,2-Dichloropropane	83	(79 - 118)			SW846 8260B
	87	(79 - 118)	5.0	(0-30)	SW846 8260B
cis-1,3-Dichloropropene	72 a	(77 - 121)			SW846 8260B
	76 a	(77 - 121)	5.7	(0-30)	SW846 8260B
Dibromochloromethane	78 a	(79 - 118)			SW846 8260B
	90	(79 - 118)	14	(0-30)	SW846 8260B
1,1,2-Trichloroethane	91	(83 - 110)			SW846 8260B
	96	(83 - 110)	5.5	(0-30)	SW846 8260B
trans-1,3-Dichloropropene	63 a	(74 - 110)			SW846 8260B
	72 a	(74 - 110)	13	(0-30)	SW846 8260B
Bromoform	73	(69 - 129)			SW846 8260B
	83	(69 - 129)	12	(0-30)	SW846 8260B
4-Methyl-2-pentanone	66	(57 - 123)			SW846 8260B
	68	(57 - 123)	3.6	(0-30)	SW846 8260B
2-Hexanone	59	(40 - 110)			SW846 8260B
	61	(40 - 110)	2.5	(0-30)	SW846 8260B
1,1,2,2-Tetrachloroethane	84	(76 - 125)			SW846 8260B
	87	(76 - 125)	3.2	(0-30)	SW846 8260B
Toluene	**94**	**(67 - 113)**			**SW846 8260B**
	98	**(67 - 113)**	**4.2**	**(0-30)**	**SW846 8260B**
Ethylbenzene	92	(64 - 120)			SW846 8260B
	97	(64 - 120)	4.7	(0-30)	SW846 8260B
Styrene	84	(66 - 122)			SW846 8260B
	91	(66 - 122)	7.5	(0-30)	SW846 8260B
Xylenes (total)	83	(62 - 122)			SW846 8260B
	86	(62 - 122)	4.2	(0-30)	SW846 8260B
cis-1,2-Dichloroethene	81 a	(82 - 116)			SW846 8260B
	87	(82 - 116)	7.7	(0-30)	SW846 8260B
trans-1,2-Dichloroethene	93	(75 - 120)			SW846 8260B
	97	(75 - 120)	4.5	(0-30)	SW846 8260B

SURROGATE	PERCENT RECOVERY	RECOVERY LIMITS
Dibromofluoromethane	107	(86 - 125)
	106	(86 - 125)
1,2-Dichloroethane-d4	93	(80 - 122)
	95	(80 - 122)
Toluene-d8	102	(90 - 122)
	102	(90 - 122)

(Continued on next page)

MATRIX SPIKE SAMPLE EVALUATION REPORT

TCLP GC/MS Volatiles

Client Lot #...: 7H02243 **Work Order #...:** J337R1A4-MS **Matrix.....:** WG
MS Lot-Sample #: A7H020243-002 J337R1A5-MSD

SURROGATE	PERCENT RECOVERY	RECOVERY LIMITS
4-Bromofluorobenzene	102	(84 - 125)
	101	(84 - 125)

NOTE(S):

Calculations are performed before rounding to avoid round-off errors in calculated results.

Bold print denotes control parameters

a Spiked analyte recovery is outside stated control limits.

MATRIX SPIKE SAMPLE EVALUATION REPORT

TCLP Metals

Client Lot #...: 7H02243 **Matrix.....:** WG
Date Sampled...: 08/01/07 09:15 **Date Received..:** 08/02/07

PARAMETER	PERCENT RECOVERY	RECOVERY LIMITS	RPD	RPD LIMITS	METHOD	PREPARATION-ANALYSIS DATE	WORK ORDER #
MS Lot-Sample #: A7H020243-001 **Prep Batch #...:** 7221024							
Leach Date.....: 08/08/07 **Leach Batch #..:** P722009							
Mercury	110	(50 - 150)			SW846 7470A	08/09/07	J336E1A3
	107	(50 - 150)	2.9	(0-20)	SW846 7470A	08/09/07	J336E1A4
		Dilution Factor: 1					
Arsenic	104	(50 - 150)			SW846 6010B	08/09/07	J336E1A5
	105	(50 - 150)	0.42	(0-20)	SW846 6010B	08/09/07	J336E1A6
		Dilution Factor: 5					
Barium	105	(50 - 150)			SW846 6010B	08/09/07	J336E1A7
	105	(50 - 150)	0.0	(0-20)	SW846 6010B	08/09/07	J336E1A8
		Dilution Factor: 5					
Cadmium	105	(50 - 150)			SW846 6010B	08/09/07	J336E1A9
	106	(50 - 150)	1.1	(0-20)	SW846 6010B	08/09/07	J336E1CA
		Dilution Factor: 5					
Chromium	103	(50 - 150)			SW846 6010B	08/09/07	J336E1CC
	104	(50 - 150)	0.73	(0-20)	SW846 6010B	08/09/07	J336E1CD
		Dilution Factor: 5					
Lead	104	(50 - 150)			SW846 6010B	08/09/07	J336E1CE
	105	(50 - 150)	0.63	(0-20)	SW846 6010B	08/09/07	J336E1CF
		Dilution Factor: 5					
Selenium	103	(50 - 150)			SW846 6010B	08/09/07	J336E1CG
	103	(50 - 150)	0.01	(0-20)	SW846 6010B	08/09/07	J336E1CH
		Dilution Factor: 5					
Silver	107	(50 - 150)			SW846 6010B	08/09/07	J336E1CJ
	107	(50 - 150)	0.14	(0-20)	SW846 6010B	08/09/07	J336E1CK
		Dilution Factor: 5					

NOTE(S):

Calculations are performed before rounding to avoid round-off errors in calculated results.

MATRIX SPIKE SAMPLE EVALUATION REPORT

TCLP Metals

Client Lot #...: 7H02243 **Matrix.....:** WG
Date Sampled...: 08/01/07 09:15 **Date Received..:** 08/02/07

PARAMETER	PERCENT RECOVERY	RECOVERY LIMITS	RPD	RPD LIMITS	METHOD	PREPARATION-ANALYSIS DATE	WORK ORDER #
MS Lot-Sample #: A7H210110-001 **Prep Batch #...:** 7234031							
Leach Date.....: 08/21/07 **Leach Batch #..:** P723308							
Mercury	89	(50 - 150)			SW846 7470A	08/22-08/23/07	J48991A4
	84	(50 - 150)	5.6	(0-20)	SW846 7470A	08/22-08/23/07	J48991A5
		Dilution Factor: 1					
Arsenic	109	(50 - 150)			SW846 6010B	08/22/07	J48991AM
	110	(50 - 150)	0.88	(0-20)	SW846 6010B	08/22/07	J48991AN
		Dilution Factor: 5					
Barium	104	(50 - 150)			SW846 6010B	08/22/07	J48991AP
	104	(50 - 150)	0.84	(0-20)	SW846 6010B	08/22/07	J48991AQ
		Dilution Factor: 5					
Cadmium	108	(50 - 150)			SW846 6010B	08/22/07	J48991AR
	110	(50 - 150)	1.9	(0-20)	SW846 6010B	08/22/07	J48991AT
		Dilution Factor: 5					
Chromium	106	(50 - 150)			SW846 6010B	08/22/07	J48991AU
	108	(50 - 150)	1.6	(0-20)	SW846 6010B	08/22/07	J48991AV
		Dilution Factor: 5					
Lead	108	(50 - 150)			SW846 6010B	08/22/07	J48991AW
	110	(50 - 150)	1.5	(0-20)	SW846 6010B	08/22/07	J48991AX
		Dilution Factor: 5					
Selenium	106	(50 - 150)			SW846 6010B	08/22/07	J48991A0
	105	(50 - 150)	0.18	(0-20)	SW846 6010B	08/22/07	J48991A1
		Dilution Factor: 5					
Silver	112	(50 - 150)			SW846 6010B	08/22/07	J48991A2
	111	(50 - 150)	0.20	(0-20)	SW846 6010B	08/22/07	J48991A3
		Dilution Factor: 5					

NOTE(S):

Calculations are performed before rounding to avoid round-off errors in calculated results.

MATRIX SPIKE SAMPLE EVALUATION REPORT

General Chemistry

Client Lot #...: 7H02243 **Matrix.....:** SOLID
Date Sampled...: 07/25/07 14:10 **Date Received..:** 07/28/07

PARAMETER	PERCENT RECOVERY	RECOVERY LIMITS	RPD	RPD LIMITS	METHOD	PREPARATION-ANALYSIS DATE	PREP BATCH #
						% Moisture.....: 20	
Reactive Cyanide		WO#: J3R371AF-MS/J3R371AG-MSD				MS Lot-Sample #: A7G280154-023	
	50	(10 - 200)			SW846 7.3.3	08/03/07	7215348
	38	(10 - 200)	29	(0-100)	SW846 7.3.3	08/03/07	7215348
		Dilution Factor: 1					

NOTE(S):

Calculations are performed before rounding to avoid round-off errors in calculated results.

Results and reporting limits have been adjusted for dry weight.

MATRIX SPIKE SAMPLE EVALUATION REPORT

General Chemistry

Client Lot #...: 7H02243 **Matrix.....:** WATER
Date Sampled...: 07/27/07 12:50 **Date Received..:** 07/31/07

PARAMETER	PERCENT RECOVERY	RECOVERY LIMITS	RPD	RPD LIMITS	METHOD	PREPARATION-ANALYSIS DATE	PREP BATCH #
Reactive Sulfide		WO#: J3W701AV-MS/J3W701AW-MSD				MS Lot-Sample #: A7G310199-001	
	37	(10 - 200)			SW846 7.3.4	08/03/07	7215349
	25	(10 - 200)	38	(0-100)	SW846 7.3.4	08/03/07	7215349

Dilution Factor: 1

NOTE(S):

Calculations are performed before rounding to avoid round-off errors in calculated results.

SAMPLE DUPLICATE EVALUATION REPORT

General Chemistry

Client Lot #...: A7H020243 **Work Order #...:** J34LC-SMP J34LC-DUP **Matrix.....:** WATER

Date Sampled...: 07/31/07 15:00 **Date Received..:** 08/02/07

PARAM	RESULT	DUPLICATE RESULT	UNITS	RPD	RPD LIMIT	METHOD	PREPARATION-ANALYSIS DATE	PREP BATCH #
pH (liquid)						SD Lot-Sample #: A7H020306-001		
	7.0	7.0	No Units	0.14	(0-20)	SW846 9040B	08/02/07	7214408
			Dilution Factor: 1					

SAMPLE DUPLICATE EVALUATION REPORT

General Chemistry

Client Lot #...: A7H020243 **Work Order #...:** J337R-SMP J337R-DUP **Matrix.....:** WG

Date Sampled...: 08/01/07 11:00 **Date Received..:** 08/02/07

PARAM	RESULT	DUPLICATE RESULT	UNITS	RPD	RPD LIMIT	METHOD	PREPARATION-ANALYSIS DATE	PREP BATCH #
Flashpoint						SD Lot-Sample #:	A7H020243-002	
	>180	>180	deg F	0.0	(0-20)	SW846 1010	08/08/07	7220475
		Dilution Factor: 1						

Chain of Custody Record

SEVERN TRENT **STL®**

Severn Trent Laboratories, Inc.

STL-4124 (0901)

Client: EQM	Project Manager: John Miller	Date: 8-1-07	Chain of Custody Number: 268915
Address: 1800 Carillon Blvd	Telephone Number (Area Code)/Fax Number: 513 825-7500	Lab Number:	Page 1 of 1
City: Cincinnati / State: OH / Zip Code: 45240	Site Contact: Eric Corbin	Lab Contact: Mark Loeb	
Project Name and Location (State): RVAAP - OH	Carrier/Waybill Number: Fedex Acct # 1407-2829-2		
Contract/Purchase Order/Quote No.: Mark Loeb 24000826-0			

Sample I.D. No. and Description (Containers for each sample may be combined on one line)	Date	Time	Matrix: Air	Aqueous	Sed.	Soil	Containers & Preservatives: Unpres.	H2SO4	HNO3	HCl	NaOH	ZnAc/NaOH	TCLP SVOCs/Metals	TCLP VOCs	Reactive CN/Sulfide	Ignitability, pH	VOCs	TCLP Hg
FWG-IDW-MWDECON July 2007	8-1-07	0915		✓			7						✓	✓	✓	✓		✓
FWG-IDW-MWPURGE JULY 2007	8-1-07	1100		✓			7						✓	✓	✓	✓		✓
FWG-IDW-TB July 2007	8-07	1230pm		✓						2							✓	

Special Instructions/ Conditions of Receipt

Possible Hazard Identification: ☑ Non-Hazard ☐ Flammable ☐ Skin Irritant ☐ Poison B ☐ Unknown

Sample Disposal: ☐ Return To Client ☑ Disposal By Lab ☐ Archive For _____ Months (A fee may be assessed if samples are retained longer than 1 month)

QC Requirements (Specify)

Turn Around Time Required: ☐ 24 Hours ☐ 48 Hours ☐ 7 Days ☐ 14 Days ☐ 21 Days ☐ Other

	Date	Time		Date	Time
1. Relinquished By: [signature]	8-1-07	2100	1. Received By: Matt Ferrell TAL/NC	2 Aug 2007	1000
2. Relinquished By			2. Received By		
3. Relinquished By			3. Received By		

Comments

DISTRIBUTION: WHITE - Returned to Client with Report; CANARY - Stays with the Sample; PINK - Field Copy

TestAmerica Cooler Receipt Form/Narrative **Lot Number:** ATH020243
North Canton Facility

Client: EQM Project: RVAAP Quote#: 74957
Cooler Received on: 2 AUG 2007 Opened on: 2 AUG 2007 By: Matt Ford (Signature)
Fedx ☒ Client Drop Off ☐ UPS ☐ DHL ☐ FAS ☐ TestAmerica Courier ☐
Stetson ☐ US Cargo ☐ Other:

TestAmerica Cooler No# K125 Foam Box ☐ Client Cooler ☐ Other

1. Were custody seals on the outside of the cooler? Yes ☐ No ☒ Intact? Yes ☐ No ☐ NA ☒
   If YES, Quantity
   Were the custody seals signed and dated? Yes ☐ No ☐ NA ☒
2. Shipper's packing slip attached to this form? Yes ☒ No ☐ NA ☐
3. Did custody papers accompany the samples? Yes ☒ No ☐ Relinquished by client? Yes ☒ No ☐
4. Did you sign the custody papers in the appropriate place? Yes ☒ No ☐
5. Packing material used: Bubble Wrap ☒ Foam ☐ None ☐ Other: PLASTIC BAG
6. Cooler temperature upon receipt 1.2 °C (see back of form for multiple coolers/temp)

METHOD: Temp Vial ☐ Coolant & Sample ☐ Against Bottles ☐ IR ☒ ICE/H_2O Slurry ☐
COOLANT: Wet Ice ☒ Blue Ice ☐ Dry Ice ☐ Water ☐ None ☐

7. Did all bottles arrive in good condition (Unbroken)? Yes ☒ No ☐
8. Could all bottle labels and/or tags be reconciled with the COC? Yes ☒ No ☐
9. Were samples at the correct pH upon receipt? Yes ☒ No ☐ NA ☐
10. Were correct bottles used for the tests indicated? Yes ☒ No ☐
11. Were air bubbles >6 mm in any VOA vials? Yes ☐ No ☒ NA ☐
12. Sufficient quantity received to perform indicated analyses? Yes ☒ No ☐
13. Was a Trip Blank present in the cooler? Yes ☒ No ☐ Were VOAs on the COC? Yes ☒ No ☐

Contacted PM MJL Date: 8-2-07 by: [illegible] via Voice Mail ☐ Verbal ☒ Other ☐
Concerning: #1

1. CHAIN OF CUSTODY

The following discrepancies occurred:

- RECEIVED 1X40ml TB, COC = 2X40ml
- COC = 7 CONTAINERS FOR SAMPLES 1 & 2, ONLY RECEIVED 6 CONTAINERS, ONE EACH SAMPLE PRESERVED WITH SODIUM HYDROXIDE ZINC ACETATE.

2. SAMPLE CONDITION

Sample(s) _____ were received after the recommended holding time had expired.
Sample(s) _____ were received in a broken container.

3. SAMPLE PRESERVATION

Sample(s) _____ were further preserved in sample receiving to meet recommended pH level(s). *Nitric Acid Lot #042607-HNO3 - Sulfuric Acid Lot # 092006-H2SO4; Sodium Hydroxide Lot # 122805 -NaOH; Hydrochloric Acid Lot # 100504-HCl; Sodium Hydroxide and Zinc Acetate Lot # 050205-CH3COO2ZN/NaOH*
Sample(s) _____ were received with bubble > 6 mm in diameter (cc: PM)

4. Other (see below or back)

Client ID	pH	Date	Initials
ECON	>9	2 AUG 2007	MAF
PURGE	>9	↓	↓

[redacted]

STL Cooler Receipt Form/Narrative
North Canton Facility

Client ID	pH	Date	Initials

Cooler	Temp	Method	Coolant

Discrepancies Cont.

STL

END OF REPORT

APPENDIX D

REPORTING LIMITS THAT CURRENTLY DO NOT MEET THE RVAAP QAAP PQLS AND/OR REGION 9 PRGS

Table D-1. VOCs

CAS No	Analyte Name	MDL	Lab RL	RVAAP QAPP PQL	Region 9 PRG
107-06-2	1,2-Dichloroethane	0.16	1.0	1.0	0.12
71-43-2	Benzene	0.22	1.0	1.0	0.35
67-66-3	Chloroform	0.16	1.0	1.0	0.17
10061-01-5	cis-1,3-Dichloropropene	0.12	1.0	1.0	0.4
75-01-4	Vinyl chloride	0.21	1.0	1.0	0.02
79-34-5	1,1,2,2-Tetrachloroethane	0.22	1.0	1.0	0.055
106-93-4	1,2-Dibromoethane	0.24	1.0	1.0	0.0056
79-01-6	Trichloroethene	0.28	1.0	1.0	0.028
127-18-4	Tetrachloroethene	0.19	1.0	1.0	0.1
75-27-4	Bromodichloromethane	0.14	1.0	1.0	0.18
79-00-5	1,1,2-Trichloroethane	0.22	1.0	1.0	0.2
124-48-1	Dibromochloromethane	0.19	1.0	1.0	0.13
10061-02-6	trans-1,3-Dichloropropene	0.17	1.0	1.0	0.4
56-23-5	Carbon tetrachloride	0.19	1.0	1.0	0.17

Note: All units are ug/L

Table D-2. SVOCs

CAS No	Analyte Name	MDL	Lab RL	RVAAP QAPP PQL	Region 9 PRG
111-44-4	Bis(2-Chloroethyl) ether	0.088	1.0	10	0.01
50-32-8	Benzo(a)pyrene	0.048	0.20	10	0.0092
53-70-3	Dibenz(a,h)anthracene	0.039	0.20	10	0.0093
118-74-1	Hexachlorobenzene	0.065	0.20	10	0.042
205-99-2	Benzo(b)fluoranthene	0.049	0.20	10	0.092
193-39-5	Indeno(1,2,3-cd)pyrene	0.065	0.20	10	0.092
56-55-3	Benzo(a)anthracene	0.052	0.20	10	0.092
91-94-1	3,3'-Dichlorobenzidine	0.48	5.0	10	0.15
106-46-7	1,4-Dichlorobenzene	0.52	1.0	10	0.5
87-86-5	Pentachlorophenol	0.48	5.0	25	0.56
87-68-3	Hexachlorobutadiene	0.51	1.0	10	0.86
88-06-2	2,4,6-Trichlorophenol	1.4	5.0	10	3.6

Note: All units are ug/L

Table D-3. Pesticides

CAS No	Analyte Name	MDL	Lab RL	RVAAP QAPP PQL	Region 9 PRG
60-57-1	Dieldrin	0.0067	0.030	0.05	0.0042
309-00-2	Aldrin	0.0061	0.030	0.05	0.004
1024-57-3	Heptachlor epoxide	0.0065	0.030	0.05	0.0074
319-84-6	alpha-BHC	0.0062	0.030	0.05	0.011
76-44-8	Heptachlor	0.0062	0.030	0.05	0.015

Note: All units are ug/L

Table D-4. Explosives

CAS No	Analyte Name	MDL	Lab RL	RVAAP QAPP PQL	Region 9 PRG
88-72-2	2-Nitrotoluene	0.1	0.48	0.2	120
99-08-1	3-Nitrotoluene	0.1	0.48	0.2	0.049
99-99-0	4-Nitrotoluene	0.1	0.48	0.2	0.66

Note: All units are ug/L

Table D-5. PCBs

CAS No	Analyte Name	MDL	Lab RL	RVAAP QAPP PQL	Region 9 PRG
11104-28-2	PCB-1221	0.49	0.50	0.50	0.034
11141-16-5	PCB-1232	0.41	0.50	0.50	0.034
53469-21-9	PCB-1242	0.11	0.50	0.50	0.034
12672-29-6	PCB-1248	0.049	0.50	0.50	0.034
11097-69-1	PCB-1254	0.087	0.50	0.50	0.034
11096-82-5	PCB-1260	0.071	0.50	0.50	0.034

Note: All units are ug/L

Table E-6. Inorganics

CAS No	Analyte Name	MDL	Lab RL	RVAAP QAPP PQL	Region 9 PRG
7440-70-2	Calcium	80	1000	100	NS
7440-23-5	Sodium	410	1000	200	NS

Notes:

NS = Not Specified

These compounds will not meet the reporting limits specified in the QAPP. However, both of these chemicals have been consistently been found naturally occurring on the site at values that exceed the QAPP RLs.

COMMENT/RESPONSE TABLES

OhioEPA

State of Ohio Environmental Protection Agency

Northeast District Office

2110 East Aurora Rd.
Twinsburg, Ohio 44087

TELE: (330) 963-1200 **FAX:** (330) 487-0769
www.epa.state.oh.us

Ted Strickland, Governor
Lee Fisher, Lieutenant Governor
Chris Korleski, Director

March 5, 2008

RE: RAVENNA ARMY AMMUNITION PLANT,
PORTAGE/TRUMBULL COUNTIES,
DRAFT, FWGWMP, JULY 2007
SAMPLING EVENT REPORT,
RESPONSE TO OHIO EPA COMMENTS
DATED 1/31/08

Mr. Mark Patterson
Installation Manager
Ravenna Army Ammunition Plant
8451 State Route 5
Ravenna, OH 44266

CERTIFIED MAIL

Dear Mr. Patterson:

The Ohio Environmental Protection Agency (Ohio EPA) has received and reviewed the "Response to Ohio EPA Comments, Facility-Wide Ground Water Monitoring Program (FWGWMP) Draft July 2007 Sampling Event" document. The "Investigative Derived Waste and Characterization and Disposal Plan" (IDW) has been included in Appendix C in this document. The document was received at Ohio EPA, Northeast District Office (NEDO), Division of Emergency and Remedial Response (DERR), on February 28, 2008. The document was prepared for the U.S. Army Corps of Engineers (USACE) – Louisville District, by Environmental Quality Management, Inc. (EQM), under contract no. W912QR-04-D-0036. This document was reviewed by Ohio EPA personnel in NEDO's DERR and NEDO's Division of Drinking and Ground Waters (DDAGW).

The IDW plan, Appendix C, was previously approved. All comments have been adequately addressed and the report is approved. Please forward one copy of the replacement pages and titles.

If you have any questions, please call me at (330) 963-1207.

Sincerely,

Vicki Deppisch
Project Coordinator
Division of Emergency and Remedial Response

VD/kss

cc: Bonnie Buthker, Ohio EPA, DERR, SWDO
Katie Elgin, OHARNG RTLS
Glen Beckham, USACE Louisville
Mark Krivansky, AEC
Conni McCambridge, Ohio EPA, DERR, NEDO
Eileen Mohr, Ohio EPA, DERR, NEDO
Maj. Ed Meade, OHARNG RTLS
Rick Hockett, USACE Louisville
John Miller, EQM

ec: Mike Eberle, Ohio EPA, DERR, NEDO
Todd Fisher, Ohio EPA, DERR, NEDO

FACILITY-WIDE GROUNDWATER MONITORING PROGRAM
REPORT ON THE JULY 2007 SAMPLING EVENT AT THE
RAVENNA ARMY AMMUNITION PLANT, RAVENNA, OHIO
COMMENT RESPONSE TABLE
NOVEMBER 30, 2007

Comment Number	Page or Sheet	New Page or Sheet	Comment	Recommendation	Response
			Army k.Krantz/R. Hockett		
A-1	Figure 1-1		Cleveland, Ravenna, and Akron aren't annotated on the figure this time.		This figure was revised at the request of the Ohio EPA to show more detail for the RVAAP facility. Cleveland, Ravenna and Akron will be added to the figure.
A-2	Section 2.2, Pg 6, line 35		Don't feel it is necessary to qualify these sample results based upon the temperature upon receipt if the samples were received at the laboratory the same day as collection. It is, however, the conservative approach as stated.		These Sample results were qualified because they were not received at the laboratory the same day as collection.
A-3	Table 2-1		Did not see the asterisk used in the table. Which sample was collected over multiple days?		That footnote was an error. It will be removed.
A-4	Page 15, line 10		Change the comma to a period.		Agreed.
A-5	Tables 3-2 through 7 notes		The R and UJ flag needs to be redefined as they will be for the July 2007 report. Also, some of the "J" qualifiers fall under the column lines.		This will be corrected for the draft.
A-6	Section 3.2.2, page 22, line 5 and 14		The text states that mercury was detected in samples. However, it is not clear if it was detected above reporting limits and facility-wide background levels.		Mercury was not detected above the reporting limits. This error will be corrected in the text.
A-7	Section 3.3, page 56, line 4		Sentence should say something like, …..all chemical data was **generated by**….. or **provided by**…….		The text will be revised to state that *all chemical data was generated…*
A-8	Section 3.3, pg 57, line 16 and 19-20		The R and UJ flag needs to be redefined as they will be for the July 2007 report.		Agreed.
A-9	Section 3.3, page 57, line 40 through page 61, line 14		Although it was proposed to discuss blank contamination within the body of the report, now that I see it, it doesn't seem to "belong" there. Recommend it be left for the verification reports, where it is already addressed. However, if the desire is to address it here, recommend that only detections above ½ the MRL be		Only detections above ½ the MRL will be included in Section 3.3 with a reference to the verification reports. Line 40 will be revised to include *or filed.*

Comment Number	Page or Sheet	New Page or Sheet	Comment	Recommendation	Response
			discussed as these are the ones which fail to meet criteria. Also, in line 40, detections in the field blanks may be indicative of either laboratory **or field** contamination.		
A-10	Section 3.3, page 58, line 39		Change 1.o to 1.0.		Agreed.
A-11	Section 3.3, page 61, line 29		Add a period after use.		Agreed.
A-12	Section 3.3, page 61, lines 37-41		Text needs to be revamped. Did the audit take place during the analysis of the July samples?		Yes, the audit took place during the July event. The text will be clarified with the actual dates of the audit included.
A-13	SDG A7G110101, Page 2		The LCG utilizes $4^{\circ}C \pm 2^{\circ}$. This is what should be referenced in the future. However, temperatures of $<2^{\circ}C$ are generally accepted if the samples have not been frozen; temperatures of slightly $>6^{\circ}C$ have also generally been accepted if the samples were delivered to the laboratory the same day as sampled (case dependent).		Agreed.
A-14	Summary of Qualifications and Outliers SVOC reanalyses		Excellent presentation. May want to reword the reason for the R qualifier for various other SVOC analytes just slightly to indicate that there was a holding time exceedence so the data was rejected (rather than qualified as estimated) in favor of using the original results OR really spell it out in the text so it is clear for non-chemist types.		The following text will be added to Section 3.3: *In SDG A7G110101 the samples were collected on 7/9/07 and 7/10/07. The samples were originally extracted in prep batch 7192095 on 7/11/07. The LCS had analytes fail the recovery limits. The samples were extracted again in prep batch 7205263 on 7/24/07. The results reported from prep batch 7205263 were qualified estimated, "J" for detected results, "UJ" for non-detected results, and "R" for FWGLL1mw-080c-0485-GW since the hold time was exceeded (the hold time*

Comment Number	Page or Sheet	New Page or Sheet	Comment	Recommendation	Response
					for SVOCs is 7 days from sample to extract; if the extraction was performed more than 2x hold time i.e. greater than 14 days the results are rejected). *In SDG A7G120101 the samples were collected on 7/10/07 and 7/11/07. The samples were originally extracted in prep batch 7194031 on 7/13/07. The LCS had analytes fail the recovery limits. The samples were extracted again in prep batch 7208034 on 7/27/07. The results reported from prep batch 7205263 were qualified non-usable "R" since the re-extraction was performed more than 2x the hold time of 7 days. (the hold time for SVOCs is 7 days from sample to extract; if the extraction was performed more than 2x hold time i.e. greater than 14 days the results are rejected)-*
A-15	SDG A7G110101, Page 22		Please add %D to the notes – next time.		Agreed.
			Ohio EPA (V. Deppisch)		
O-1	General		As previously stated in the 10/29/07 Ohio EPA comment response letter, item #2, approving the April 2007 sampling event report, please verify if the lab was able to achieve lower RLs for 3-Nitrotoluene and 2- and 4-Nitrotoluene.	Please verify.	Using the current method for these three compounds, SW846 8330, the lab is able to achieve the QAPP specified limits when reporting down to their MDL for 2 of these three – the exception being 2-Nitrotoluene. Therefore the USACE believes that it is appropriate to follow the existing scope of work.
O-2	General		As previously stated in the 10/29/07 Ohio EPA comment response letter, item #3,	Please provide status of this project.	As part of the preparation for the annual report (2007) the last eight quarters of data

Comment Number	Page or Sheet	New Page or Sheet	Comment	Recommendation	Response
			regarding J and B qualifiers for inorganics and organics, please advise the status of verifying/changing all previous and historical data to match the current J (estimate) and B (blank) qualifiers that are currently used.		(going back to October 2005) were verified to be consistent in the use of J as estimated and B as blank contamination qualifiers. The data prior to October 2005 has not as yet been checked.
O-3	Section 2.2, Page 6, Line 31 and Section 2.3, Page 8, Line 8		Section 2.2 text indicates that "*...samples were...stored in iced coolers for shipment...*" Section 2.3 text indicates that "*...All samples were...delivered to the laboratory in iced coolers...*" However, laboratory reports indicate that one cooler (Cooler L026) contained no ice and was received at a temperature of 8.2° C (Appendix A Technical Change Order). The samples contained in this cooler were analyzed by the laboratory. However, the contractor (EQM) was not made aware of the temperature problem until the receipt of the analytical data package on September 13, 2007 (Appendix A, Technical Change Order). This issues was not thoroughly discussed in the report	The issue of sample cooler temperatures greater than 4° C (±2° C) being received at the laboratory was also noted and discussed in the April 2007 FWGWMP Report. Ohio EPA does not agree that the organic and cyanide results from samples in Cooler L026 are representative of ground water conditions despite the elevated cooler temperatures. This reoccurring issue needs to be addressed. Ohio EPA recommends that the well(s) associated with Cooler L026 be re-sampled as soon as possible, to provide current ground water results. Please also provide a detailed discussion concerning what additional field sampling and laboratory procedures will be implemented to ensure that ***all*** sample coolers will be received at the laboratory at 4° C (±2° C). If, after implementing these procedures, the problem occurs again, please notify Ohio EPA immediately to determine the best course of action.	EQM has conducted a further review of the elevated temperature for cooler L026. The samples were collected at 1830 on 7/11/07 and received at the laboratory on 7/12/07. The laboratory indicated that there was no ice in the cooler. The sample containers were held overnight in a refrigerator. Upon further discussion with the field personnel it appears that the samples were refrigerated and iced, however the temperature blank was not with the samples in the refrigerator (it also appears that may have been an insufficient amount of ice placed in the cooler). A temperature blank was used from the box of blanks provided from the laboratory and was placed in the cooler at ambient temperature (from field logs the ambient temperature that day was approximately 26° C). During the short period of time that the coolers traveled to the lab before log-in (less than 2 hours) the blank temperature was reduced by approximately 18° C. EQM is aware that under these circumstances there is no way to verify the actual sample temperatures. However, based upon the field data collected at the time of sample collection for well BKGmw-019, EQM feels comfortable stating that the temperature of samples upon receipt at the laboratory were in fact

Comment Number	Page or Sheet	New Page or Sheet	Comment	Recommendation	Response
					representative of groundwater conditions at the time of collection. The final temperature reading at this well, just prior to sample collection was recorded at 12.19° C. As indicated, samples were received at the lab at a temperature of 8.2° C, slightly lower than the temperature recorded in the field. Since samples were stored overnight in a refrigerator, EQ is confident that the temperature of any aliquot collected as part of the sampling at this well never reached a temperature higher than when it was actually collected. In order to ensure that this situation never occurs again EQM has instituted the policy that temperature blanks accompany the samples at all times prior to shipment. Additionally a secondary check will be performed prior to cooler shipment to ensure that sufficient ice has been placed in each cooler. It should be noted that while every attempt is made to meet the temperature requirement exceptions may have to be made for this requirement when samples are collected and then submitted to the laboratory within a relatively short time period of sample collection as detailed in Section 5.4.3 of the FWSAP. Should this situation occur in the future the Ohio EPA will be notified immediately upon discovery of the situation.
O-4	Section 3.1, Table 3-1, Page 13		Table 3-1 indicates that well CBPmw-007 has a total sediment accumulation of 1.02 feet (or greater than 10% of the screen	Please provide a discussion concerning how excessive silting will be addressed in this well.	The following text will be added to Section 3.1: *Due to the amount of apparent sediment accumulation in*

Comment Number	Page or Sheet	New Page or Sheet	Comment	Recommendation	Response
			length, 10 feet). This could be indicative of excessive silting in the well (FWGWMPP, Section 4.1, pg. 4-1).		*CBPmw-007, this well will be redeveloped during the annual maintenance activities conducted in 2008. The level of sediment accumulation will then be checked after redevelopment.*
O-5	Section 3.2, Tables 3-2, 3-3, 3-5, 3-6, and 3-7		Several issues were noted during the review of background sampling results: a) 1,3,5-Trinitrobenzene and nitrocellulose (explosives) were detected in various background samples. Table 3-2 listed some of these results as *"J"* (estimated) values. b) Arsenic, iron, and manganese concentrations were reported above their respective maximum contaminant levels (MCLs) or secondary MCLs in several background wells (i.e., BKGmw-012, BKGmw-013, BKGmw-017, etc.). Based on the above-mentioned observations, there is concern that these background wells may have been impacted by the facility. It is unclear how this concern will be addressed.	The issue of observed concentrations of explosive compounds and inorganics has been noted in previous data reviews. These detections of explosive compounds, along with exceedances of MCLs and SMCLs (iron and manganese) for inorganics, continue to raise questions on the integrity of the data obtained from background well locations. It is unclear whether these background wells have been impacted by explosives from previous facility activities and are currently capable of providing a representative ground water sample unaffected by the facility. Please address these two issues concerning background wells in the 2007 Annual Report. The discussion should include, but not be limited to, those activities which will be carried out to provide more definitive results in the future and how these contaminants will be minimized. Soil samples were not analyzed prior to well installation, which would have screened for potential ground water contaminants. The integrity of the background wells must be resolved.	The specific issues related to the background wells at RVAAP include the presence of explosives and the exceedance of health/aesthetic criteria (MCLs). An additional question is related to the presence of naturally occurring elements (e.g., aluminum, copper, nickel, etc) previously establish to have a "0" background concentration in background wells. Prior to addressing the concern that background needs to be re-evaluated, it is necessary to point out that the background data are not conclusive that explosives are present. While a few explosive compounds have been reported in samples at estimated ("J") concentrations, these reports are isolated and not recurrent. Background wells can be used to address one or both of the following: 1) define regional water-quality conditions without the effects of human activities and 2) define the quality of groundwater flowing into an area of interest (e.g., AOC) from a neighboring site that may show effects of outside actions (i.e., groundwater contaminated from other sources). Inspection of the locations of background wells in relationship to the newly interpreted groundwater flow regime (as described in the Annual Report) suggests

Comment Number	Page or Sheet	New Page or Sheet	Comment	Recommendation	Response
					that only wells BKGmw 005, BKGmw-006, and BKGmw-018 may be located to establish unaffected regional water-quality conditions. All other background wells may be located hydraulically down gradient from activities and practices at RVAAP that may result in measurable affects. The Draft Annual Report (December 2007) recognizes that there are issues associated with background water quality data and suggests that background data require re-evaluation. This re-evaluation should include the actual quality of water in the wells and the location of the wells with respect to objective. The Army considers the FWGWMP to be a fluid program allowing for re-evaluation and re-definition. The Army has initiated this re-evaluation with the presentation in October 2007 of the *Draft Proposal to Update the Facility-Wide Ground Water Monitoring Program.* The major premise of this document is that previous interpretations of the groundwater regime at RVAAP are not completely accurate. If the Ohio EPA agrees with this conclusion and the subsequent reinterpretation of groundwater flow systems, the locations and objectives of background wells can be re-considered.
O-6	Section 3.2, Tables 3-2, 3-3, 3-5, 3-6, and 3-7		Tables 3-2, 3-3, 3-5, 3-6, and 3-7 contain *"rejected data"* for various parameters (i.e., acetone, chromium, 2-nitrotoluene, 4-nitrotoluene, etc.) in the sampled wells.	Please provide a discussion concerning the effect that these rejected results have on data interpretation and/or conclusions. Also, provide a discussion concerning	Discussions of the reasoning for rejection of selected data are included as part of the Data Verification Report and are summarized in Section 3.3 (page 59) of the

Comment Number	Page or Sheet	New Page or Sheet	Comment	Recommendation	Response
			This issue of *"rejected data"* was not discussed in the submittal.	whether the condition that caused this data issue has been resolved and adequate steps have been taken to prevent the recurrence of the same problem in future sampling events.	draft July groundwater report. Typically data is rejected for failure to meet specified requirements set forth in regulatory guidance documents, in this case the Louisville Chemistry Guidelines (LCG). EQM uses qualified professionals to make these assessments. When the decision is made for results to be rejected, EQM is strongly indicating that these rejected results should not be used to draw any sort of conclusion about that individual parameter from the specified well at the particular time it was collected. At the conclusion of data evaluation for samples from the July sampling event, a teleconference was held between EQM and selected personnel from the laboratory. Data issues uncovered during the data verification process were discussed with the laboratory during this call. Various steps will be implemented by both EQM and the laboratory to prevent reoccurrence of similar items for future sampling events.
O-7	Section 3.3, Table 3.8, Page 60		Table 3-8 indicates that an 81.8% percent completeness was reported for Method 353.2 Modified. No further discussion was included in the report.	Please provide a discussion concerning the less than 90% percent completeness for Method 353.2 Modified.	The following text will be added to Section 3.3: *Data from one batch of samples analyzed for nitrocellulose were rejected due to a matrix spike recovery less than 30%. The number of samples from this batch comprised 18.2% of the total number of samples analyzed for nitrocellulose from this event. The other 81.8% of samples were deemed useable by the verification process.*
O-8	General		Recent e-mails from EQM indicate the	Please investigate immediately.	The following language will be added to

Comment Number	Page or Sheet	New Page or Sheet	Comment	Recommendation	Response
			water levels in most of the wells has dropped an average of 3 - 4 feet.		the October 2007 Report: *During the July and October monitoring events EQM determined that groundwater levels in some wells had declined significantly from April levels. EQM initiated an evaluation of conditions, which may have caused this decline. Through reviewing data available from the USDA and NOAA it was determined that starting about June 1, the RVAAP area was experiencing abnormally dry weather conditions. This condition lasted until about August 10.* *Ohio EPA's Technical Guidance for Ground Water Investigations – Chapter 3 (Characterization of Site Hydrogeology) (October 2006) indicates that the fluctuation of groundwater levels are affected by groundwater recharge (i.e., infiltration to the water table) and evapotranspiration and phreatophytic consumption (i.e., utilization of groundwater by plants to sustain growth and health).* *During an abnormal dry period it can be expected that the amount of recharge to groundwater will be less than "normal" and that the amount of plant use will be above "normal" resulting in abnormal (i.e., lower than "normal") groundwater levels.* *For the purpose of comparison, the changes in groundwater elevation in sampled wells were determined for the*

Comment Number	Page or Sheet	New Page or Sheet	Comment	Recommendation	Response
					Spring to Summer sampling events for 2006 and 2007. In 2006, groundwater levels in wells increased by an average of 0.79 feet (actual range was up to 2.4 feet). USDA and NOAA records indicate that the RVAAP area was not experiencing abnormally dry conditions during that time. *In 2007, groundwater levels in wells declined an average of 2.94 feet (actual range was up to 8 feet). As previously indicated USDA and NOAA record indicate that the RVAAP area was experiencing abnormally dry conditions during this time. Thus, EQM concluded that the low water levels measured in wells in July 2007 were climatically controlled.*
RTLS-Environmental (Insert commenter name)					
R-1					
R-2					
R-3					

Environmental Quality Management, Inc.

1800 Carillon Boulevard
Cincinnati, Ohio 45240
(513) 825-7500
FAX (513) 825-7495
www.eqm.com

February 27, 2008

Vicki Deppisch
Ohio Environmental Protection Agency, NE District Office
Division of Emergency and Remedial Response
2110 E. Aurora Road
Twinsburg, OH 44087

Re: Facility-Wide Groundwater Monitoring Program
July 2007 Sampling Event Report
Response to Comments
Ravenna Army Ammunition Plant
Ravenna, Ohio

Dear Ms. Deppisch:

On behalf of the US Army Corps of Engineers (USACE) Environmental Quality Management, Inc. (EQM) is submitting to the Ohio EPA the responses to Ohio EPA's letter dated January 31, 2008 concerning 2 outstanding issues for the *Draft Facility-Wide Groundwater Monitoring Program Report on the July 2007 Sampling Event* for the Ravenna Army Ammunition Plant.

Ohio EPA Comment 1: Please specify the laboratory's MDL for 2-nitrotoluene. The laboratory MDL was not included in the response by EQM.

Response: The laboratory MDL for 2-nitrotoluene is 0.088 µg/L.

Ohio EPA Comment 2: Regarding cooler L026. Ohio EPA requested that this well be resampled due to the elevated temperature at the laboratory. Although EQM provided a detailed discussion regarding this issue, the well was not resampled. Ohio EPA is requesting a conference call to resolve this Issue.

Response: In response to Ohio EPA's comment letter of January 31, 2008 regarding the elevated temperature in cooler L026 (sample from BKGmw-019) for the July 2008 groundwater sampling, the field data obtained at the time of sample collection indicates that the temperature of samples, upon receipt at the laboratory, was in fact representative of groundwater conditions at the time of sample collection. As previously stated in our response to Ohio EPA comments, EQM is confident that the temperature of any aliquot collected as part of the

sampling at this well never reached a temperature higher than when it was actually collected. In response to this issue EQM has instituted policies to ensure that temperature blanks accompany the samples at all times prior to shipment. In addition, as an added precaution, EQM has implemented secondary checks to ensure that sufficient ice is placed in each cooler. In reference to Ohio EPA's request to resample well BKGmw-019, at the time of receipt of Ohio EPA's comment letter (dated November 30, 2008), EQM had already completed the October 2008 sampling of well BKGmw-019. There are more than 8 quarters of data available for this well, that do not show seasonal fluctuation (i.e., summer to fall). Therefore EQM feels that the October sampling adequately reflects conditions at BKGmw-019 during July and thus demonstrates that the sample results were not adversely affected by the temperature reported by the laboratory. This response was transmitted via email to the Ohio EPA on February 12, 2008. This response was accepted by the Ohio EPA on February 14, 2008 without the need for a conference call.

If you have any questions or require further clarification concerning these responses, please call me at (513) 825-7500, or Mr. Rick Hockett of the USACE at (502) 315-6329.

Sincerely,

ENVIRONMENTAL QUALITY MANAGEMENT, INC.

John M. Miller, CHMM
Project Manager

cc:

R. Hockett – USACE
K.Krantz - USACE
E. Mohr – OEPA
M. Patterson - RVAAP

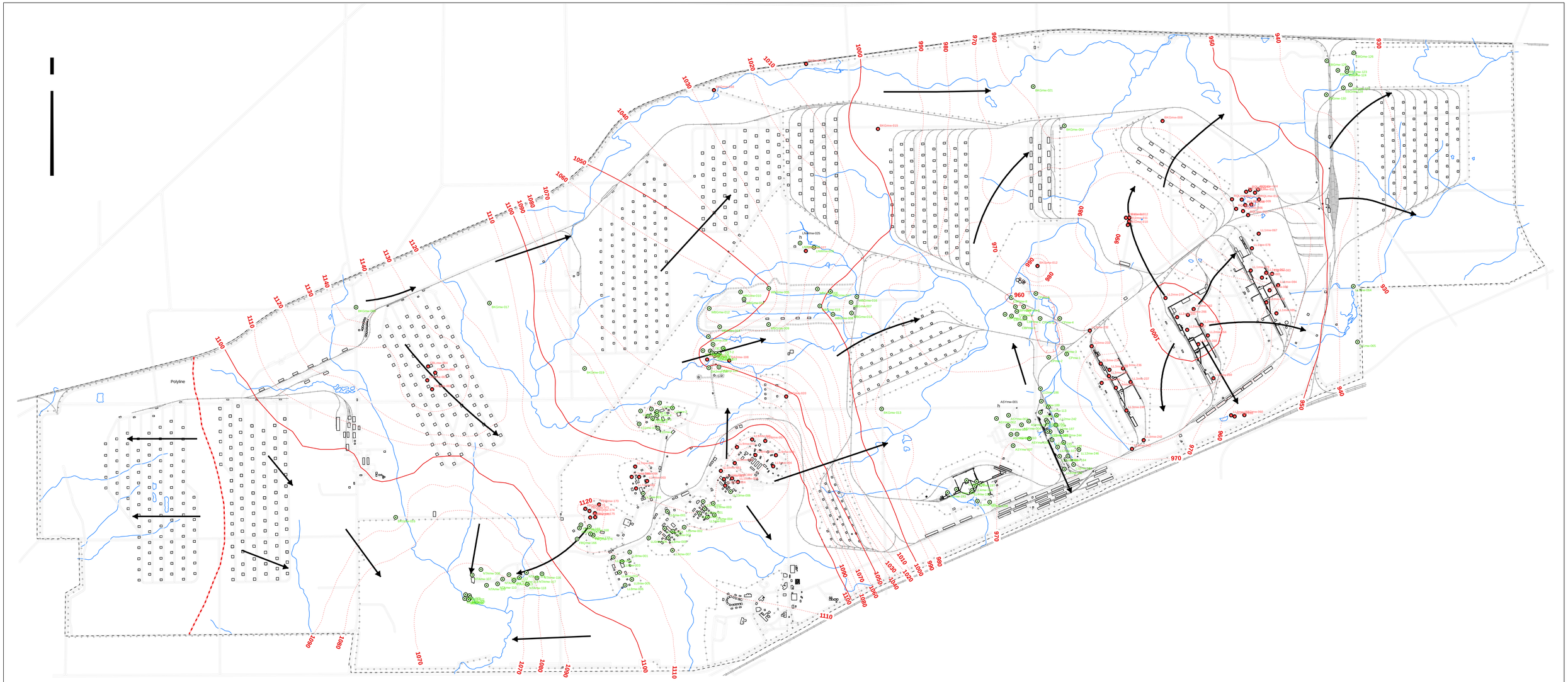

Table of April 2006 Groundwater Elevations

Well No.	April 2006 Elevations	Well No.	April 2006 Elevations	Well No.	April 2006 Elevations	Well No.	April 2006 Elevations	Well No.	April 2006 Elevations	Well No.	April 2006 Elevations
BKGmw-004	954.080	LL3mw-234	997.470	LL8mw-004	1107.540	LL12mw-242	973.740	DA2mw-104	1053.950	NTAmw-113	1069.740
BKGmw-005	1141.863	LL3mw-235	993.880	LL8mw-005	1104.600	LL12mw-243	972.390	DA2mw-105	1042.100	NTAmw-114	1073.510
BKGmw-006	1006.330	LL3mw-236	995.580	LL8mw-006	1099.420	LL12mw-244	972.040	DA2mw-106	1040.140	NTAmw-115	1076.610
BKGmw-008	957.367	LL3mw-237	992.070	LL9mw-001	1120.250	LL12mw-245	972.850	DA2mw-107	1034.680	NTAmw-116	1089.690
BKGmw-010	991.560	LL3mw-238	992.280	LL9mw-002	1117.220	LL12mw-246	969.930	DA2mw-108	1027.330	NTAmw-117	1081.980
BKGmw-012	992.664	LL3mw-239	979.720	LL9mw-003	1124.500	ASYmw-001	970.280	DA2mw-109	1060.810	NTAmw-118	1073.660
BKGmw-013	977.350	LL3mw-240	980.330	LL9mw-004	1112.470	ASYmw-002	970.780	DA2mw-110	1058.080	RQLmw-006	960.490
BKGmw-015	992.017	LL3mw-241	985.370	LL9mw-005	1115.440	ASYmw-003	970.330	DA2mw-111	1037.150	RQLmw-007	959.130
BKGmw-016	1095.709	LL3mw-242	986.030	LL9mw-006	1112.150	ASYmw-004	971.890	DA2mw-112	1030.420	RQLmw-008	959.690
BKGmw-017	1119.080	LL3mw-243	979.970	LL9mw-007	1111.990	ASYmw-005	972.810	DA2mw-113	1030.030	RQLmw-009	959.200
BKGmw-018	1029.820	LL4mw-193	975.890	LL10mw-001	1109.800	ASYmw-006	969.820	EBGmw-123	938.130	RQLmw-010	957.000
BKGmw-019	1092.670	LL4mw-194	976.900	LL10mw-002	1110.790	ASYmw-007	969.740	EBGmw-124	937.990	RQLmw-011	955.350
BKGmw-020	1060.281	LL4mw-195	973.850	LL10mw-003	1110.320	ASYmw-008	974.280	EBGmw-125	937.990	RQLmw-012	956.350
BKGmw-021	956.809	LL4mw-196	971.410	LL10mw-004	1110.760	ASYmw-009	971.100	EBGmw-126	938.280	RQLmw-013	955.850
LL1mw-063	968.430	LL4mw-197	971.230	LL10mw-005	1111.600	ASYmw-010	969.670	EBGmw-127	938.570	RQLmw-014	954.540
LL1mw-064	934.400	LL4mw-198	977.160	LL10mw-006	1113.410	B12mw-010	990.490	EBGmw-128	938.480	RQLmw-015	959.760
LL1mw-065	934.050	LL4mw-199	970.790	LL11mw-1	1092.220	B12mw-011	987.150	EBGmw-129	939.420	RQLmw-016	960.970
LL1mw-067	961.970	LL4mw-200	970.670	LL11mw-2	1079.010	B12mw-012	985.940	EBGmw-130	938.300	RQLmw-017	960.880
LL1mw-078	963.990	LL5mw-001	1110.020	LL11mw-3	1087.600	CBLmw-001	1136.740	FBQmw-166	1104.350	WBGmw-005	1050.028
LL1mw-079	965.750	LL5mw-002	1109.980	LL11mw-4	1084.810	CBLmw-002	1136.230	FBQmw-167	1112.170	WBGmw-006	1009.406
LL1mw-080	986.970	LL5mw-003	1110.710	LL11mw-5	1073.520	CBLmw-003	1137.970	FBQmw-168	1122.790	WBGmw-007	983.761
LL1mw-081	968.080	LL5mw-004	1110.140	LL11mw-6	1081.950	CBLmw-004	1138.150	FBQmw-169	1116.290	WBGmw-008	994.459
LL1mw-082	978.520	LL5mw-005	1110.020	LL11mw-7	1068.640	CBPmw-1	963.841	FBQmw-170	1122.960	WBGmw-009	1036.029
LL1mw-083	962.270	LL5mw-006	1109.620	LL11mw-8	1086.230	CBPmw-2	962.576	FBQmw-171	1124.430	WBGmw-010	1061.880
LL1mw-084	969.920	LL6mw-001	1112.520	LL11mw-9	1088.280	CBPmw-3	963.757	FBQmw-172	1124.190	WBGmw-011	1061.630
LL1mw-085	961.840	LL6mw-002	1110.350	LL11mw-10	1078.420	CBPmw-4	961.479	FBQmw-173	1122.310	WBGmw-012	1060.690
LL2mw-059	955.160	LL6mw-003	1110.960	LL12mw-088	974.760	CBPmw-5	960.670	FBQmw-174	1122.590	WBGmw-013	1060.990
LL2mw-060	954.030	LL6mw-004	1109.890	LL12mw-107	972.130	CBPmw-6	961.275	FBQmw-175	1122.530	WBGmw-014	981.260
LL2mw-261	1005.180	LL6mw-005	1109.830	LL12mw-113	975.190	CBPmw-7	962.154	FBQmw-176	1124.060	WBGmw-015	1001.340
LL2mw-262	1006.520	LL6mw-006	1112.850	LL12mw-128	969.450	CBPmw-8	958.816	FBQmw-177	1117.550	WBGmw-016	980.310
LL2mw-263	1005.080	LL6mw-007	1112.880	LL12mw-153	972.600	CPmw-1	972.259	LNWmw-024	1027.680	WBGmw-017	999.490
LL2mw-264	1007.240	LL7mw-001	1110.880	LL12mw-154	971.470	CPmw-2	972.720	LNWmw-025	1024.920	MBS-001	1065.670
LL2mw-265	953.530	LL7mw-002	1113.410	LL12mw-182	975.930	CPmw-3	973.250	LNWmw-026	1024.210	MBS-002	1066.320
LL2mw-266	1006.780	LL7mw-003	1111.060	LL12mw-183	972.160	CPmw-4	972.018	LNWmw-027	1021.750	MBS-003	1066.970
LL2mw-267	1007.080	LL7mw-004	1113.120	LL12mw-184	971.940	CPmw-5	953.747	NTAmw-107	1068.610	MBS-004	1066.170
LL2mw-268	1004.210	LL7mw-005	1115.990	LL12mw-185	974.830	CPmw-6	956.500	NTAmw-108	1068.890	MBS-005	1065.720
LL2mw-269	994.190	LL7mw-006	1114.640	LL12mw-186	973.190	DET-1B	1044.470	NTAmw-109	1069.060	MBS-006	1065.620
LL2mw-270	1003.140	LL8mw-001	1112.630	LL12mw-187	971.910	DET-2	1029.010	NTAmw-110	1069.420		
LL3mw-232	983.670	LL8mw-002	1108.990	LL12mw-188	976.640	DET-3	1027.630	NTAmw-111	1077.760		
LL3mw-233	979.520	LL8mw-003	1109.230	LL12mw-189	975.040	DET-4	1028.330	NTAmw-112	1070.410		

Legend

- Bedrock Monitoring Well
- Unconsolidated Monitoring Well
- Unconsolidated / Bedrock Monitoring Well
- General Groundwater Flow Direction
- Property Boundary
- Building
- Asphalt Road
- Gravel Road
- Railroad Tracks
- Fence Line
- Stream
- Groundwater Contour,Depression
- Groundwater Contour, Primary
- Groundwater Contour, Supplementary
- Inferred Groundwater Divide

SpecPro Environmental Services

RVAAP Potentiometric Surface And Groundwater Monitoring Well Locations, April 2006

Potentiometric Surface Map of the Aquifer Flow Systems

SCALE: 1 inch equals 1,458 feet	**Plate 1.**
CADD/GIS FORMAT: ArcGis 9.2	
Ravenna, Ohio DATE: 04/2006	