Draft Work Plan for Additional Evaluation of the RVAAP-05 Winklepeck Burning Grounds Camp Ravenna, Ravenna, Ohio

Project Order 24

Prepared for:
Camp Ravenna
1438 State Route 534 SW
Newton Falls, Ohio 44444

Prepared by:
United States Army Corps of Engineers
Louisville District
600 Martin Luther King Jr. Place
Louisville, Kentucky 40202

August 13, 2012

DISCLAIMER STATEMENT

This document is a work prepared for the United States Government by United States Army Corps of Engineers Louisville District. In no event shall either the United States Government or United States Army Corps of Engineers Louisville District have any responsibility or liability for any consequences of any use, misuse, inability to use, or reliance on the information contained herein, nor does either warrant or otherwise represent in any way the accuracy, adequacy, efficacy, or applicability of the contents hereof.

REPORT DOCUMENTATION PAGE

Form Approved
OMB No. 0704-0188

Public reporting burden for this collection of information is estimated to average 1 hour per response, including the time for reviewing instructions, searching existing data sources, gathering and maintaining the data needed, and completing and reviewing this collection of information. Send comments regarding this burden estimate or any other aspect of this collection of information, including suggestions for reducing this burden to Department of Defense, Washington Headquarters Services, Directorate for Information Operations and Reports (0704-0188), 1215 Jefferson Davis Highway, Suite 1204, Arlington, VA 22202-4302. Respondents should be aware that notwithstanding any other provision of law, no person shall be subject to any penalty for failing to comply with a collection of information if it does not display a currently valid OMB control number. **PLEASE DO NOT RETURN YOUR FORM TO THE ABOVE ADDRESS.**

1. REPORT DATE *(DD-MM-YYYY)*	2. REPORT TYPE	3. DATES COVERED *(From - To)*
08-13-2012	Work Plan	01-05-2012 - 08-13-2012

4. TITLE AND SUBTITLE

Draft
Work Plan for Additional Evaluation
of the RVAAP-05 Winklepeck Burning Grounds
Camp Ravenna, Ravenna, Ohio

5a. CONTRACT NUMBER
Project Order #24

5b. GRANT NUMBER

5c. PROGRAM ELEMENT NUMBER

6. AUTHOR(S)

Derek Kinder
Angela Schmidt

5d. PROJECT NUMBER

5e. TASK NUMBER

5f. WORK UNIT NUMBER

7. PERFORMING ORGANIZATION NAME(S) AND ADDRESS(ES)

United States Army Corps of Engineers
Louisville District
600 Martin Luther King Jr. Place
Louisville, Kentucky 40202

8. PERFORMING ORGANIZATION REPORT NUMBER

9. SPONSORING / MONITORING AGENCY NAME(S) AND ADDRESS(ES)

Camp Ravenna
8451 State Route 5
Ravenna, Ohio 44266

10. SPONSOR/MONITOR'S ACRONYM(S)

11. SPONSOR/MONITOR'S REPORT NUMBER(S)

12. DISTRIBUTION / AVAILABILITY STATEMENT

For review by all Stakeholders

13. SUPPLEMENTARY NOTES

14. ABSTRACT

This Work Plan was completed by the United States Army Corps of Engineers, Louisville District for additional evaluation of the RVAAP-05 Winklepeck Burning Grounds (WBG), an area of concern at Camp Ravenna, Ravenna, Ohio. The USACE is working under Project Order #24 with the National Guard Bureau and Army Environmental Command, to provide environmental services for additional characterization, analysis, and evaluation of RVAAP-05 WBG within the Camp Ravenna Joint Military Training Center (Camp Ravenna), Ravenna, Ohio. This WP also presents the Sampling and Analysis Plan Addendum (SAP) and documents needed to support the SAP including the Quality Assurance Project Plan Addendum (QAPP) and Site Safety and Health Plan (SSHP).

15. SUBJECT TERMS

16. SECURITY CLASSIFICATION OF:			17. LIMITATION OF ABSTRACT	18. NUMBER OF PAGES	19a. NAME OF RESPONSIBLE PERSON
a. REPORT	b. ABSTRACT	c. THIS PAGE			19b. TELEPHONE NUMBER *(include area code)*

STATEMENT OF INDEPENDENT TECHNICAL REVIEW

U.S. Army Corps of Engineers has completed the preparation of this Draft Work Plan for Additional Evaluation of the RVAAP-05 Winklepeck Burning Grounds for Camp Ravenna. Notice is hereby given that an independent technical review has been conducted that is appropriate to the level of risk and complexity inherent in the project, as defined in the Quality Control Plan. During the independent technical review, compliance with established policy principles and procedures, utilizing justified and valid assumptions, was verified. This included review of assumptions; methods, procedures, and material used in analyses; alternatives evaluated; the appropriateness of data used and level of data obtained; and reasonableness of the results, including whether the product meets the customer's needs consistent with law and existing Corps policy.

_____

Study/Design Team Leader Date

Significant concerns and the explanation of the resolution are as follows: None

_____

Independent Technical Review Team Leader Date

DOCUMENT DISTRIBUTION

Draft
Work Plan for Additional Evaluation of the RVAAP-05 Winklepeck Burning Grounds
Camp Ravenna, Ravenna, Ohio

Name/Organization	Number of Printed Copies	Number of Electronic Copies
Camp Ravenna Katie Tait	1	1
ARNGD Ann Wood	0	1
REIMS	0	1
RVAAP Facility Manager Mark Patterson	2	2
Ohio EPA Todd Fisher	1	1
USACE - Louisville District	1	2

Camp Ravenna = Camp Ravenna Joint Military Training Center
ARNGD = Army National Guard Directorate
REIMS = Ravenna Environmental Information Management System
RVAAP = Ravenna Army Ammunition Plant
USACE = U.S. Army Corps of Engineers – Louisville District

Table of Contents

1.0 Introduction 1

1.1 Purpose and Scope 1

1.2 Objectives 2

1.3 Background and Description 2

1.3.1 Background and Description of RVAAP/Camp Ravenna 2

1.3.2 Background Information on Winklepeck Burning Grounds 5

1.3.2.1 Summary of Investigations at Winklepeck Burning Grounds 5

1.3.2.2 Summary of Removal Actions at Winklepeck Burning Grounds 6

1.3.2.3 Data Quality Objective Report 7

2.0 Methods 10

2.1 Land Use Control Assessment 10

2.1.1 Historical Research and Recent, Current, and Future Site Activities 10

2.1.2 Summary of Contamination/Calculation of Exposure Point Concentrations 11

2.1.3 COPCs for Investigation Data 12

2.1.3.1 Surface Soil COPCs for National Guard Receptors 12

2.1.3.2 Subsurface Soil COPCs for National Guard Receptors 13

2.1.3.3 Surface Soil COPCs for Resident Farmer Receptors 14

2.1.3.4 Subsurface Soil COPCs for Resident Farmer Receptors 16

2.1.3.5 Dry Sediment 17

2.1.4 Confirmation Data 17

2.1.5 Exceedances and Non Exceedances for COPC Investigation Data 18

2.2 Evaluation of Results 19

2.2.1 Data Gap Analysis and Proposed Sampling Locations 19

2.2.1.1 Data Gap Analysis for Applicable National Guard Receptors Investigation Data 20

2.2.1.2 Data Gap Analysis for Resident Farmer Receptors Investigation Data 23

2.2.1.3 Data Gap Analysis Confirmation Data 26

2.2.1.4 Proposed Locations of Sampling and Analysis 26

2.2.2 Preliminary Screening for Chemicals of Concern 31

2.2.2.1 COC Evaluation for Investigation Data 31

2.2.2.2 COC Evaluation for Confirmation Data 34

3.0 Conclusions 38
4.0 References 39

List of Appendices

Appendix A – Referenced Figures and Tables from the Final Data Quality Objectives Report for RVAAP-05 Winklepeck Burning Grounds (Shaw, 2011)

Appendix B – Tables and ProUCL Output Associated with Calculating Exposure Point Concentrations and Screening Deeper than 4' Below Ground Surface

Appendix C – Confirmation Data Results and Screening

Appendix D – Exceedances Versus Non-Exceedances for All Chemicals Identified as COPCs

Appendix E – Applicable Primary Analytical Investigation Results

Appendix F – Sampling and Analysis Plan Addendum

Appendix G – Quality Assurance Project Plan Addendum

Appendix H – Site Safety and Health Plan

List of Figures

FIGURE 1-1. Location of RVAAP/Camp Ravenna, Ravenna, Ohio. 3

FIGURE 1-2. Map of RVAAP and Camp Ravenna, Ravenna, Ohio..... 4

FIGURE 2-1. Proposed Sample Locations for Additional Analysis Where Potential Data Gaps Were Identified. 27

List of Tables

TABLE 2.1. COPCs in Deep Surface Soil (0 to 4 feet) for at least one of the National Guard Receptors using FWCUGs for cancer Risk Range 1.0 X 10^{-6} and HQ = 0.1. 13

TABLE 2.2. COPCs in Deep Surface Soil (4 to 7 feet) for at least one of the National Guard Receptors using FWCUGs for cancer Risk Range 1.0 X 10^{-6} and HQ = 0.1. 14

TABLE 2.3. COPCs in Surface Soil (0 to 1 feet) for at least one of the Resident Farmer Receptors using FWCUGs for cancer Risk Range 1.0 X 10^{-6} and HQ = 0.1. 15

TABLE 2.4. COPCs in Subsurface Soil (1 to 13 feet) for the Resident Farmer Receptors using FWCUGs for cancer Risk Range 1.0 X 10^{-6} and HQ = 0.1. 16

TABLE 2.5. Chemicals in Confirmation Samples with Concentrations that Exceed COC Screening Criteria. 18

TABLE 2.6. Proposed Sample Locations and Analyses for Locations Where Potential Data Gaps Were Identified. 28

TABLE 2.7. Screening Evaluation for the determination of COCs in Deep Surface Soil (0-4 feet) for the Applicable National Guard Receptors. 32

TABLE 2.8. Screening Evaluation for the Determination of COCs in Subsurface Soil (4-deepest feet) for the Applicable National Guard Receptors. 33

TABLE 2.9. Screening Evaluation for the Determination of COCs in Surface Soil (0-1 feet) for the Resident Farmer Receptors. 35

TABLE 2.10. Screening Evaluation for the Determination of COCs in Subsurface Soil (1-13 feet) for the Applicable Resident Farmer Receptors. 36

List of Acronyms/Abbreviations

AOC	Area of Concern
ARNGD	Army National Guard Directorate
bgs	below ground surface
BRAC	Base Realignment and Closure
Camp Ravenna	Camp Ravenna Joint Military Training Center
CERCLA	Comprehensive Environmental Response, Compensation, & Liability Act
COC	chemical of concern
COPC	chemical of potential concern
CSM	conceptual site model
CUG	cleanup goal
DFFO	Director's Final Findings and Orders
DMM	Discarded Military Munitions
DQO	data quality objective
EPA	Environmental Protection Agency
EPC	Exposure Point Concentration
ft	foot, feet
FWCUG	facility-wide cleanup goals
GLR	Grenade Launcher Range
IRP	Installation Restoration Program
IS	Incremental Sample
LUC	Land Use Control
km	kilometer
mg/kg	milligram per kilogram
MEC	munitions and explosives of concern
MKM	MKM Engineers, Inc.
MPMG	Multi Purpose Machinegun
MUT	Military Use and Training
NCP	National Contingency Plan
OHARNG	Ohio Army National Guard
Ohio EPA	Ohio Environmental Protection Agency
PCB	polychlorinated biphenyl
PAH	Polycyclic aromatic hydrocarbon
QAPP	quality assurance project plan
QC	quality control
RAFLU	Reasonably Anticipated Future Land Use
RDX	hexahydro-1,3,5-trinitro-1,3,5-triazine
RA	Removal Action
RD	Remedial Design
RI	Remedial Investigation
RSL	Regional Screening Levels
ROD	Record of Decision
RVAAP	Ravenna Army Ammunition Plant
SAIC	Science Applications International Corporation
SAP	Sampling and Analysis Plan
Shaw	Shaw Environmental & Infrastructure, Inc.
SOR	Sum of Ratios
SSHP	Site Safety and Health Plan
SVOC	semi-volatile organic compound

TNT	2,4,6-trinitrotoluene
UCL	upper confidence limit
USACE	U.S. Army Corps of Engineers
UXO	Unexploded Ordinance
VOC	volatile organic compound
WBG	Winklepeck Burning Grounds

1.0 INTRODUCTION

This Work Plan (WP) was completed by the United States Army Corps of Engineers, Louisville District (USACE) to evaluate Land Use Controls of the RVAAP-05 Winklepeck Burning Grounds (WBG), an area of concern (AOC) at Camp Ravenna, Ravenna, Ohio. The USACE is working under Project Order #24 with the Army National Guard Directorate (ARNGD) and Army Environmental Command (AEC), to provide environmental services for additional characterization, analysis, and evaluation of RVAAP-05 WBG within the Camp Ravenna Joint Military Training Center (Camp Ravenna), Ravenna, Ohio. This WP also presents the Sampling and Analysis Plan Addendum (SAP) and documents needed to support the SAP including the Quality Assurance Project Plan Addendum (QAPP) and Site Safety and Health Plan (SSHP).

Planning and performance of all elements of this report and project are in accordance with the requirements of the Ohio Environmental Protection Agency (Ohio EPA) Director's Final Findings and Orders (DFFO) for the Ravenna Army Ammunition Plant (RVAAP), dated June 10, 2004 (Ohio EPA 2004). The DFFO requires conformance with the Comprehensive Environmental Response, Compensation, and Liability Act (CERCLA) and the National Contingency Plan (NCP).

1.1 Purpose and Scope

A RI/FS, Record of Decision (ROD), Remedial Design (RD), and Removal Action (RA) Completion Report have been completed for the WBG AOC. These investigations and remedial actions were completed so that the AOC could be used as a small arms range (specifically a MK19 Range). Although remedial actions were completed for WBG, the associated restrictions placed on the AOC limit the use and future development of the AOC. Additional development of the AOC as a MPMG range is planned and therefore the site must be reassessed.

The proposed Reasonably Anticipated Future Land Use (RAFLU) for this AOC is for Military Use and Training (MUT), with the current specific planned use being a Multipurpose Machine Gun (MPMG) Range. This Work Plan is being completed to describe methods to implement a study and evaluation of LUCs and the use of the WBG as a MPMG Range using information and data from previously completed studies. A part of the study described in this WP will be to identify data gaps and then develop a sampling scheme to address data gaps and potential risks if any. To meet this RAFLU, risks will be evaluated to the maximum depth of 13' below ground surface (bgs) with the goal of optimizing access to soils at depth. At a minimum, military personnel must be able to access soils (dig) from 0-4' bgs over the entire AOC with required unexploded ordnance (UXO) construction support during any intrusive operations in areas that were not previously cleared of Munitions and Explosives of Concern/Unexploded Ordinance/Discarded Military Munitions (MEC/UXO/DMM). Range construction will involve disturbance beyond 4 feet bgs to achieve line of sight. Therefore, the full nature and extent of chemical contamination must be defined for the AOC. To accomplish this, an evaluation of all previous data is required to identify any data gaps where additional sampling and analysis may be required to fully define the nature and extent of any residual chemical contamination at the AOC. Once the additional sampling is completed, risks will be evaluated to the maximum depth

of 13' bgs and access to soils at depth will be optimized. This evaluation will determine if any additional remediation is required.

1.2 Objectives

The scope of this report is to evaluate existing data using the LUC Assessment process to meet three objectives;

- The first objective is to use investigation data to find chemicals of potential concern (COPCs) and determine if these contaminants are bound horizontally and vertically and determine where data gaps exist.
- The second objective is to use confirmation data to determine if there are any chemicals of concern (COCs) that may require additional remediation as well as determine if these contaminants are bound horizontally and vertically and determine where data gaps exist.
- The third objective of this report is to use the LUC Assessment process to develop and present a sampling and analysis plan (SAP) intended to fill identified data gaps.

1.3 Background and Description

1.3.1 Background and Description of RVAAP/Camp Ravenna

The RVAAP/Camp Ravenna is located in northeastern Ohio within Portage and Trumbull counties, approximately 1.6 kilometer (km) (1 mile) northwest of the city of Newton Falls and 4.8 km (3 miles) east-northeast of the city of Ravenna (Figure 1.1). The facility is a parcel of property approximately 17.7 km (11 miles) long and 5.6 km (3.5 miles) wide bounded by State Route 5, the Michael J. Kirwan Reservoir, and the CSX System Railroad on the south; Garret, McCormick, and Berry roads on the west; the Norfolk Southern Railroad on the north; and State Route 534 on the east.

As of June 2010, administrative control of 20,423 acres of the former 21,683-acre RVAAP have been transferred to the U.S. Property and Fiscal Officer for Ohio and subsequently licensed to the Ohio Army National Guard (OHARNG) for use as a training site. Currently, RVAAP consists of 1,260 acres in several distinct parcels scattered throughout the confines of the Camp Ravenna Joint Military Training Center (Camp Ravenna). These 1,260 acres consist of former industrial facilities that are being remediated and managed by the Base Realignment and Closure (BRAC) Division that has, among other responsibilities, the task of overseeing inactive status installations. During the operational years, prior to Camp Ravenna, the entire 21,683-acre property was a government-owned, contractor-operated industrial facility. The RVAAP Installation Restoration Program (IRP) encompasses investigation and cleanup of past activities over the entire 21,683 acres of the former RVAAP (Figure 1.2).

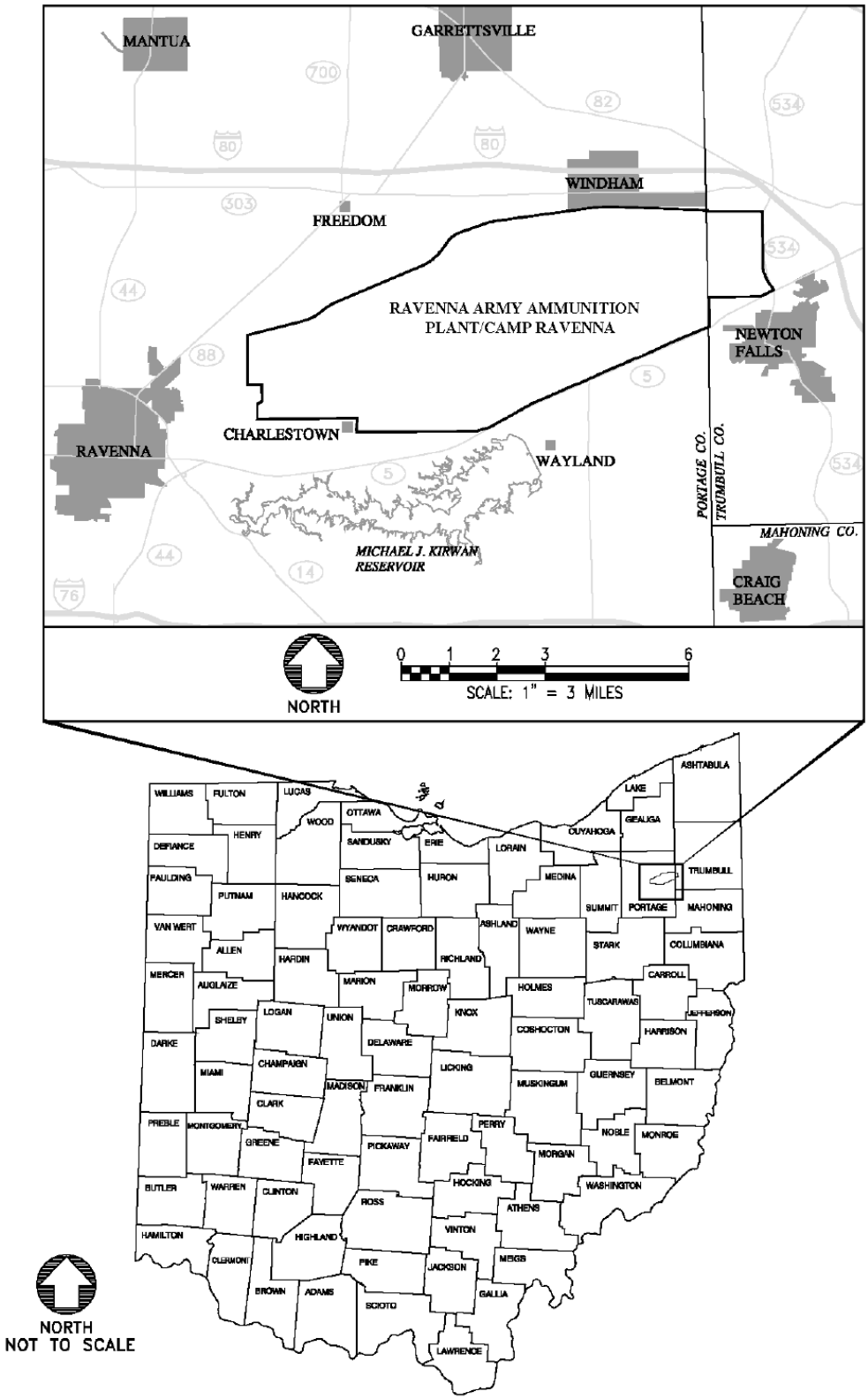

FIGURE 1-1. Location of RVAAP/Camp Ravenna, Ravenna, Ohio.

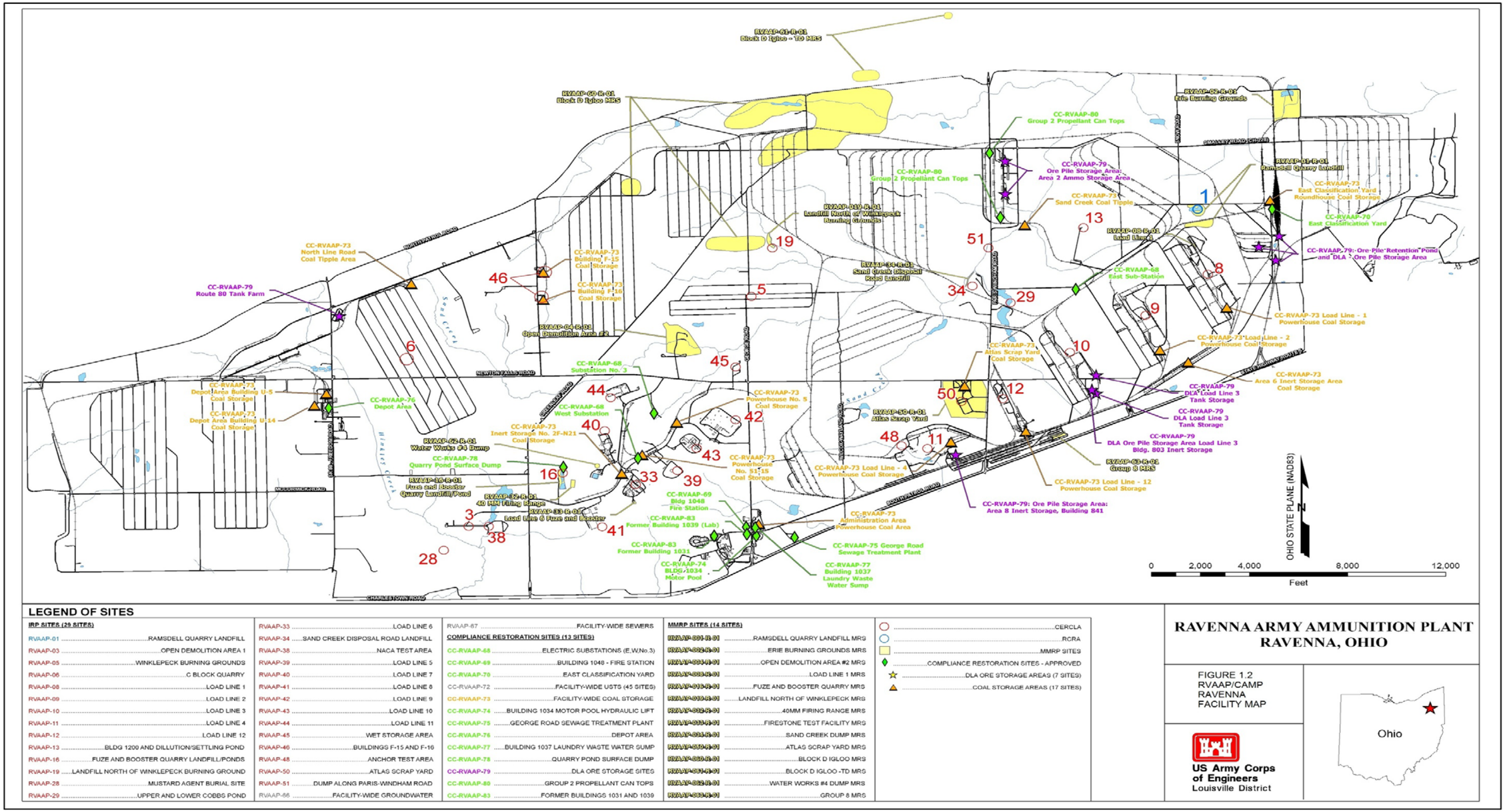

LEGEND OF SITES

IRP SITES (29 SITES)

RVAAP-01	RAMSDELL QUARRY LANDFILL
RVAAP-03	OPEN DEMOLITION AREA 1
RVAAP-05	WINKLEPECK BURNING GROUNDS
RVAAP-06	C BLOCK QUARRY
RVAAP-08	LOAD LINE 1
RVAAP-09	LOAD LINE 2
RVAAP-10	LOAD LINE 3
RVAAP-11	LOAD LINE 4
RVAAP-12	LOAD LINE 12
RVAAP-13	BLDG 1200 AND DILLUTION/SETTLING POND
RVAAP-16	FUZE AND BOOSTER QUARRY LANDFILL/PONDS
RVAAP-19	LANDFILL NORTH OF WINKLEPECK BURNING GROUND
RVAAP-28	MUSTARD AGENT BURIAL SITE
RVAAP-29	UPPER AND LOWER COBBS POND
RVAAP-33	LOAD LINE 6
RVAAP-34	SAND CREEK DISPOSAL ROAD LANDFILL
RVAAP-38	NACA TEST AREA
RVAAP-39	LOAD LINE 5
RVAAP-40	LOAD LINE 7
RVAAP-41	LOAD LINE 8
RVAAP-42	LOAD LINE 9
RVAAP-43	LOAD LINE 10
RVAAP-44	LOAD LINE 11
RVAAP-45	WET STORAGE AREA
RVAAP-46	BUILDINGS F-15 AND F-16
RVAAP-48	ANCHOR TEST AREA
RVAAP-50	ATLAS SCRAP YARD
RVAAP-51	DUMP ALONG PARIS-WINDHAM ROAD
RVAAP-66	FACILITY-WIDE GROUNDWATER
RVAAP-67	FACILITY-WIDE SEWERS

COMPLIANCE RESTORATION SITES (13 SITES)

CC-RVAAP-68	ELECTRIC SUBSTATIONS (E,W,No.3)
CC-RVAAP-69	BUILDING 1048 - FIRE STATION
CC-RVAAP-70	EAST CLASSIFICATION YARD
CC-RVAAP-72	FACILITY-WIDE USTS (45 SITES)
CC-RVAAP-73	FACILITY-WIDE COAL STORAGE
CC-RVAAP-74	BUILDING 1034 MOTOR POOL HYDRAULIC LIFT
CC-RVAAP-75	GEORGE ROAD SEWAGE TREATMENT PLANT
CC-RVAAP-76	DEPOT AREA
CC-RVAAP-77	BUILDING 1037 LAUNDRY WASTE WATER SUMP
CC-RVAAP-78	QUARRY POND SURFACE DUMP
CC-RVAAP-79	DLA ORE STORAGE SITES
CC-RVAAP-80	GROUP 2 PROPELLANT CAN TOPS
CC-RVAAP-83	FORMER BUILDINGS 1031 AND 1039

MMRP SITES (14 SITES)

RVAAP-001-R-01	RAMSDELL QUARRY LANDFILL MRS
RVAAP-002-R-01	ERIE BURNING GROUNDS MRS
RVAAP-003-R-01	OPEN DEMOLITION AREA #2 MRS
RVAAP-004-R-01	LOAD LINE 1 MRS
RVAAP-010-R-01	FUZE AND BOOSTER QUARRY MRS
RVAAP-013-R-01	LANDFILL NORTH OF WINKLEPECK MRS
RVAAP-022-R-01	40MM FIRING RANGE MRS
RVAAP-033-R-01	FIRESTONE TEST FACILITY MRS
RVAAP-034-R-01	SAND CREEK DUMP MRS
RVAAP-050-R-01	ATLAS SCRAP YARD MRS
RVAAP-060-R-01	BLOCK D IGLOO MRS
RVAAP-061-R-01	BLOCK D IGLOO -TD MRS
RVAAP-062-R-01	WATER WORKS #4 DUMP MRS
RVAAP-063-R-01	GROUP 8 MRS

	CERCLA
	RCRA
	MMRP SITES
	COMPLIANCE RESTORATION SITES - APPROVED
	DLA ORE STORAGE AREAS (7 SITES)
	COAL STORAGE AREAS (17 SITES)

RAVENNA ARMY AMMUNITION PLANT
RAVENNA, OHIO

FIGURE 1.2
RVAAP/CAMP
RAVENNA
FACILITY MAP

US Army Corps of Engineers
Louisville District

Ohio

FIGURE 1-2. Map of RVAAP and Camp Ravenna, Ravenna, Ohio.

1.3.2 Background Information on Winklepeck Burning Grounds

WBG is located in the center of Camp Ravenna and encompasses approximately 200 acres. Historical activities at WBG included destruction of explosives in munitions, bulk explosives, propellants, and explosive-contaminated combustible material using open burning. The topography at WBG is gently undulating with a general elevation decrease from west to east. Surface water drainage during storm events generally flows from west to east to southeast across WBG. Storm run-off ditches ultimately flow into Sand Creek. Former burn pads (a total of 70) are located on one side of each of the east/west trending gravel or dirt roads. The former burn pads range in appearance from distinct areas of soil and slag that are partially vegetated to non-descript (no visible slag and heavily vegetated). The former WBG is now under the administrative control of the ARNGD and therefore is a part of Camp Ravenna.

1.3.2.1 Summary of Investigations at Winklepeck Burning Grounds

WBG was the subject of a Phase I Remedial Investigation (RI) (SAIC 1998), a Phase II RI (SAIC 2001b), a Phase III RI (SAIC 2005a), and a Biological Field-Truthing Effort (SAIC 2006). The purpose of the investigations was to confirm whether or not contamination was present at the AOC, to determine the nature and extent of chemicals of potential concern, and to evaluate chemical risks and hazards to human and ecological receptors.

During the Phase I, II, and III RIs, 273 surface soil samples encompassing the 70 former burn pads were collected and analyzed for explosives, propellants, metals, semi-volatile organic compounds (SVOCs), volatile organic compounds (VOCs), polychlorinated biphenyls (PCBs), and pesticides. Not all samples were subject to all analyses. Surface soil samples were collected from either 0 to 1 or 0 to 2 ft bgs during the RIs. The Phase III RI surface soil sampling strategy was biased towards areas known or suspected to have the greatest soil contamination based on data from the Phase I and II RIs. Areas thought to be uncontaminated outside of the former burn pads were characterized using random-grid sampling.

Ninety-five subsurface soil samples were collected during the Phase II and Phase III RIs at 14 different former burn pads. No subsurface soil samples were collected during the Phase I RI. Subsurface soil samples were collected below 2 ft bgs during the RIs. Subsurface sampling was biased towards areas that were known or suspected to have the greatest surface soil contamination. The subsurface soil samples were analyzed for explosives, propellants, metals, SVOCs, VOCs, PCBs, and pesticides. Not all samples were subject to all analyses. A minimum of one 2-4' depth sample was collected from each of the 14 targeted former burn pads for determination of the vertical extent of contamination. Based on these results, further sampling was conducted to depths up to 10 ft.

Nineteen dry sediment samples were collected during the Phase I, II, and III RIs from drainage ditches at WBG. Dry sediment samples were collected from 0 to 0.5 ft bgs during the RIs. Dry sediment samples were analyzed for explosives, propellants, metals, SVOCs, VOCs, PCBs, and pesticides. Not all samples were subject to all analyses.

1.3.2.2 Summary of Removal Actions at Winklepeck Burning Grounds

The selected remedy in the ROD (SAIC, 2008) addresses chemical contaminants in soil and dry sediment only. No perennial streams exist within the AOC and surface water flow within drainage ditches occurs only during storm events. Therefore, surface water is not an exposure media at WBG and all sediment within the AOC boundary is classified as dry. Based on the results of the historical environmental investigations (1996 to 2003) and a 2004 MEC density survey, and in preparation for the proposed future land use as a Mark 19 Grenade Machinegun Range, a target practice range for use in firing non-explosive practice rounds, a MEC removal action was performed between March and August 2005 (MKM Engineers, Inc. [MKM], 2005a, 2005b, 2005c). The MEC removal action completed in August 2005 included the removal of soil contaminated with MEC and chemical contaminants and soil containing transite. Soil containing transite was disposed of off-site as asbestos-containing material (MKM, 2008a). The areas of MEC removal are shaded in Figure 1-4 of the DQO Report (Shaw, 2011) which is included in Appendix A of this report. The 2005 action included the following activities:

- Excavation, MEC removal, and backfill re-use in 10 ft by 10 ft areas centered on previous soil sampling stations WBG-243, located west of Pad 66, and WBGss-070, located west of Pad 67 to a depth of 1 ft bgs.
- Excavation in 10 ft by 10 ft area centered on previous soil sampling station WBG-217 located south of Pad 61 to a depth of 4 ft bgs. Backfill of the excavation and removal of the soil berm associated with Pad 61 were halted pending further environmental investigation.
- Excavation and MEC removal in 13.5 ft by 13.5 ft area surrounding previous soil sampling stations WBGss-401 and WBGss-071, both located at Pad 67, to a depth of 1 ft bgs. Excavated soil was staged on site and the excavation was not backfilled pending further environmental investigation.
- Excavation, MEC removal, and backfill re-use at Pads 7, 18, 26, 35, 48, and 70 to a depth of 1 ft bgs where a proposed target array overlapped the pad.
- Excavation, MEC removal, and backfill re-use at Pads 37, 38, 45, 58, 60, 61, 66, and 67 to a depth of 1 ft bgs.
- Removal of soil berms associated with Pad 58 to a depth of 1 ft bgs and with Pad 60 to ground level and off-site disposal of material.
- Excavation of test pits in the area of Pads 61 and 61A , which were backfilled with their respective excavated soil.
- Surface clearance of MEC in MEC clearance support areas, Firing Point Area, select former burn pads, and target arrays as identified in the Phase I MEC density survey (MKM, 2005a).

Approximately 180 acres of WBG was transferred to the ARNGD for construction following the removal of MEC from designated areas and remediation of contaminated soil and dry sediment from the target array construction areas and firing points. Construction of three of the four planned firing Lanes (Lanes 2, 3, and 4) of the Mark 19 Grenade Machinegun Range was completed in 2006.

At the conclusion of 2005 MEC removal actions, confirmation sampling indicated that additional soil contamination remained on-site. Portions of the soil at Pads 61/61A and 67 were contaminated with hexahydro-1,3,5-trinitro-1,3,5-triazine (RDX) or SVOCs at concentrations greater than levels that are considered safe for range maintenance personnel. In addition, transite and friable asbestos was observed at Pad 70. These areas were all located in the planned Firing Lane 1 and were not transferred to the ARNGD in 2005.

Additional soil removal began in August 2008 in accordance with the Final Record of Decision for Soil and Dry Sediment at the RVAAP-05 Winklepeck Burning Grounds at the Ravenna Army Ammunition Plant, Ravenna, Ohio (ROD herein this WP) (SAIC 2008). The objective for remediation presented in the 2008 ROD was to prevent exposure of the National Guard Range Maintenance Soldier to contaminants in soil at concentrations greater than risk-based cleanup levels extending to a maximum depth of 4 ft below ground surface (SAIC 2008). Chemicals of concern (COCs) and WBG cleanup goals (CUGs) for this removal action were defined in the *Final Remedial Action Work Plan, Winklepeck Burning Grounds, Ravenna Army Ammunition Plant, Ravenna, Ohio, Amendment 1* (MKM 2008b). The scope of work included soil removal in the areas of Pads 61/61A, 67, and 70. At the completion of work, concentrations of COCs were less than WBG CUGs in confirmatory soil and dry sediment samples (MKM 2009). The specific activities included the following:

- Excavation and grading of an area including Pads 61 and 61A to achieve design grades for Firing Lane 1 to varied depths of up to approximately 6.5 ft bgs.
- Excavation and grading of soil berms associated with Pad 61 and the area of previous soil sampling station WBG-217 located south of Pad 61 to a depth of 4.5 ft bgs.
- Excavation of limited area overlapping Pad 61A to a depth of 1 ft below design grade, backfilled with clean soil to design grade.
- Excavation and backfill of limited area overlapping Pad 67 to a depth of 2 ft bgs.
- Excavation and grading of soil stockpile overlapping Pad 70 to ground level.

Following the removal action, the area of the final firing Lane (Lane 1) of the Mark 19 Grenade Machinegun Range was transferred.

1.3.2.3 Data Quality Objective Report

The *Final Data Quality Objectives Report for RVAAP-05 Winklepeck Burning Grounds* (Shaw, 2011) completed a review of previous reports and data to summarize prior data and to determine if there were areas at the WBG AOC that would require additional investigation due to the proposed future development of the site as a MPMG Range and a Grenade Launcher Range (GLR). At the time the DQO report was being developed, the OHARNG did not have the exact design for the MPMG range and provided a general Army range design of the MPMG range for the report. The evaluation in the DQO report was similar to the approach that had been previously used for the Mark 19 Range, which was to concentrate only on specific areas associated with the proposed general range construction footprint that was provided.

Since the completion of the DQO report, the range design/footprint has been developed and it was determined that the GLR will no longer be constructed on this site. Range construction and range use and activities require flexibility in targetry locations and design and therefore will require access to soils (digging and disturbance) over the entire site. Therefore, the data must be re-evaluated looking at the entire AOC instead of specific small areas associated with range construction.

The DQO report did however provide a great deal of useable information for this current project including: (1) an evaluation of where removal actions took place and subsequent removal of any data points that are no longer applicable at the site and (2) calculation of Exposure Point Concentrations (EPCs) over the entire site for the various media and receptors with all current applicable investigation data and screening of the data to determine COPCs.

All figures and tables from the DQO Report referenced in this WP are included in Appendix A for reference.

Conceptual Site Model was developed for the DQO and is discussed here to assist in describing the WBG. A Conceptual Site Model (CSM) is the cornerstone for planning a field sampling effort. It reflects an understanding of the known or expected site conditions and serves as the basis for making decisions about sample locations, frequencies, and required analytes. A good CSM is inclusive of available information, incorporating the hydrogeologic features and other characteristics of the site that combine to define the problem to be addressed (e.g., known disposal locations, primary contaminants and their properties, contaminant transport pathways, and potential human exposure scenarios, etc.).

The CSM presented and refined in the Final Data Quality Objectives Report for RVAAP-05 WInklepeck Burning Grounds (Shaw 2011) is applicable as follows:

Soil: The exact source of some inorganics in soil at WBG are unknown (i.e., natural or anthropogenic). Contaminated soils within and adjacent to the former burning pads are potential secondary sources of contamination to sediment, surface water, and groundwater. Contaminants may be released from soil and migrate in storm water runoff, either in dissolved phase or adsorbed to particulates and/or colloids. Contaminants may also leach from soils throughout the vadose zone to groundwater and, subsequently, migrate along flowpaths until discharging to surface streams near the AOC. The former burn pads are expected to be the primary source of contamination, specifically at the surface where the burning occurred. If contamination was not found at the surface of a former burn pad, it is not expected to be found below or adjacent to that burn pad.

Sediment: Sediment within ditches and tributaries represents a receptor medium for contaminants eroded or leached from soils in source areas and transported by storm water runoff. In addition, sediment may function as a transport mechanism considering that contaminants adsorbed to particulates may be mobilized by surface water flow. Operational data suggest that the ditches in the vicinity of former burn areas represent likely locations where contaminants may have accumulated through erosion and redeposition.

Surface Water: Surface water conveyances within WBG are intermittent. Modeling of potential surface water transport conducted in the Phase II RI using the Environmental Protection Agency (EPA) Storm Water Management Model indicated that potential contaminant migration off of the AOC is not expected to be a future problem. Biased sampling of sediment in the ditch flowing north out of WBG indicates that the drainage is not an exit point for contaminants. This biased sampling was conducted in and downstream of Lane 1. The highest levels of contamination have been found at Lane 1, therefore, the sediment sample locations were expected to have the highest probability of being contaminated.

2.0 METHODS

2.1 Land Use Control Assessment

The Final Guidance Document for the *Evaluation of Land Use Controls at Ravenna Army Ammunition Plant* (USACE 2011), approved by the Ohio EPA, presents the Land Use Control (LUC) Assessment Process which standardizes an approach to evaluate LUCs at RVAAP. This report will utilize the first several steps of the process including historical research and recent, current, and future site activities, summary of contamination, calculation of exposure point concentrations, and evaluation of results.

2.1.1 Historical Research and Recent, Current, and Future Site Activities

Section 1.2 presents background information for WBG including previous investigation and removal actions. It also discusses that the land was transferred for use by the Ohio Army National Guard (OHARNG) as a small arms range, specifically a Mark 19 Grenade Machinegun Range, which is the current use of the site.

The proposed Reasonably Anticipated Future Land Use (RAFLU) for this AOC is Military Use and Training (MUT), with the current specific planned use being a Multipurpose Machine Gun (MPMG) Range. To conduct future site activities associated with this RAFLU, at a minimum, military personnel must be able to access soils (dig) from 0-4' bgs over the entire AOC with required UXO construction support during any intrusive operations in areas that were not previously cleared of MEC/UXO/DMM.

Currently, there are land restrictions for the WBG AOC. These are included in the *Final Remedial Action Work Plan* (MKM 2008) as follows:

"Land use shall be limited to use of the WBG AOC as a small arms range (including the existing Mark 19 Grenade Machinegun Range), and activities on the WBG AOC shall be limited to the following activities: target practice; maintenance of targetry and associated lifting mechanisms; range maintenance (including but not limited to such activities as removal of target practice rounds from the ground surface within the impact area, clearing of target practice rounds from the surface of the range area, road and culvert repair, routine ditch maintenance, and vegetation management [mowing, brush and weed cutting, controlled burning, and herbicide application]); and compatible natural resources management activities (including but not limited to such activities as flora and fauna surveys, timber management to include timber stand improvement and forest products harvesting, soil stabilization and erosion control, invasive/non-native species control, nuisance wildlife control, drainage maintenance, wetland delineations, grassland management, and scientific research). Duration of exposure shall be based upon the established National Guard Range Maintenance Soldier exposure scenario cited at 85 days per year at 6 hours per day for a maximum of 25 years (*RVAAP Facility-Wide Human Health Risk Assessor Manual with Amendment 1* – USACE 2005). All activities must be in compliance with range safety regulations, established digging restrictions, and established exposure limits. In accordance with current Department of the Army Regulations, the small arms range will be marked with signage, facing outward, to warn personnel that the area is a live fire range. All

other uses of the WBG AOC are prohibited and the Army will cause appropriate notice to be posted."

This document further defines disturbance restrictions as follows:

"All digging or excavation on the WBG AOC outside of the UXO/MEC-cleared areas, within the Mark 19 Grenade Machinegun Range, as delineated within this RD Figure 2, is prohibited, subject to the following exceptions:

a. Routine maintenance of the roads, ditches and culverts.

b. Ground surface repairs by authorized range personnel in support of authorized range activities.

c. Digging along target array areas by authorized range personnel, to a depth of 1 foot bgs."

The land use controls allow for the use of the AOC as a Mark 19 Range. However, the land use controls limit the future use and development of the site and therefore the MPMG range cannot be constructed or developed without re-evaluation of the site data in order to achieve use of the site as an MPMG range.

The full nature and extent of chemical contamination must now be defined to meet the proposed RAFLU and to allow disturbance across the AOC as opposed to select cleared areas. Defining the nature and extent of munitions contamination is not required as UXO construction support will be required during any intrusive operations.

2.1.2 Summary of Contamination/Calculation of Exposure Point Concentrations

For this report, the summary of contamination and calculation of exposure point concentrations (EPC) steps are combined. Extensive investigation data for chemical contamination has been collected in the past. All applicable investigation data will be used to calculate site wide EPCs to determine COPCs. These COPCs will be evaluated to determine if the extent of contamination has been defined horizontally and vertically at the site. Also, individual confirmation data will also be evaluated to determine if the extent of contamination has been defined horizontally and vertically at the site. The RAFLU for this site is Military Use and Training (MUT), therefore National Guard receptors will be evaluated. Applicable National Guard receptors who are expected to use the site are the Range Maintenance Soldier, the Trainee, and the Dust/Fire Control Worker. While the RAFLU does not involve residential receptors, the residential receptors (Resident Farmer Adult and Resident Farmer Child) will be evaluated to determine if the nature and extent of contamination has been defined. Site specific clean up goals have been calculated for RVAAP and are presented in the Final *Facility-Wide Human Health Remediation Goals at the RVAAP* (SAIC 2010) and are hereafter referred to as FWCUGs.

2.1.3 COPCs for Investigation Data

As stated in section 1.3.2.3, the DQO Report calculated EPCs over the entire site using all applicable investigation data and screened the EPCs as directed in the Final Position Paper for the Application and Use of Facility-Wide Human Health Cleanup Goals (USACE, 2009). This document has since been revised (USACE, 2011), but the same principals apply for screening of data to find COPCs. Screening at the COPC level uses a cancer risk of 10^{-6} and/or a Hazard Index of 0.1. The EPC is either the 95 percent upper confidence limit (UCL) of the mean for each chemical concentration or the maximum value detected, depending upon whichever value is the lowest. In comparisons where the 95 percent UCL could not be determined, the maximum concentration of the chemical was used. The 95 percent UCL was calculated using the most recent version of the software program ProUCL (version 4.00.04) released May 2009. Note that endrin ketone, benzo(ghi)perylene, and phenanthrene were identified as COPCs throughout the DQO Report due to the lack of availability of a screening value (FWCUG or Regional Screening Level). However, in the summary and conclusions section of the DQO Report, it is recommended that these chemicals be dismissed. Also note that all investigation data are discrete samples or composite samples. Each of the composite samples consisted of soils collected and homogenized from three borings in an equilateral triangle pattern measuring about 3 ft on a side. Since these composite samples represented small areas, they are treated as discrete samples in this evaluation.

2.1.3.1 Surface Soil COPCs for National Guard Receptors

The appropriate National Guard receptors for the proposed RAFLU are the National Guard Trainee, the Range Maintenance Soldier, and the Dust/Fire Control Worker. Surface soil for the National Guard receptors is considered 0-4' below ground surface (bgs) and will be referred to as deep surface soil throughout this document. Therefore, all applicable investigation data points that were completely within or partially within the 0 to 4' bgs stratum were used to calculate EPCs for any detected chemical.

Table 3-2 in the DQO report presents the screening steps and the chemicals that are identified as COPCs in deep surface soil for the applicable National Guard Receptors. A summary of the results of this table are shown in Table 2.1.

TABLE 2.1. COPCs in Deep Surface Soil (0 to 4 feet) for at least one of the National Guard Receptors using FWCUGs for cancer Risk Range 1.0 X 10^{-6} and HQ = 0.1.

Deep Surface Soil (0-4')	COPC for which National Guard Receptor?						
Chemical a COPC for at least 1 NG Receptor	Dust/Fire	RMS	Trainee	Maximum Detected (mg/kg)	EPC (mg/kg)	Most Stringent Receptor	Most Stringent (10^{-6} or HQ=.1) FWCUG (mg/kg)
Explosives and Propellants							
2,4,6-TNT			x	3800	257.7	Trainee	249
3-Nitrotoluene				21	1.123	RSL	0.61
RDX		x	x	9500	463.1	Trainee	145
Inorganics							
Barium			x	10400	595.5	Trainee	351
Cadmium			x	877	27.14	Trainee	10.9
Cr VI			x	10.1	3.885	Trainee	1.64
Lead				2800	214.3	RSL	40
SVOCs							
Benzo(a)pyrene		x		2.3	0.289	RMS	0.262

COPC Chemical of Potential Concern
NG National Guard Trainee
Dust/Fire Dust/Fire Control Worker
RMS Range Maintenance Soldier
EPC Exposure Point Concentration
CUG Facility Wide Clean Up Goal or RSL
RSL Region 9 Regional Screening Level

2.1.3.2 Subsurface Soil COPCs for National Guard Receptors

Subsurface soil for the National Guard Trainee is from 4 to 7' bgs. The Dust/Fire Control worker and Range Maintenance Soldier do not have subsurface soil FWCUGs since their exposure parameters assumed they will not access soils deeper than 4' bgs. Therefore, the DQO Report only considered the National Guard Trainee receptor when evaluating subsurface soils.

This WP describes studies that will evaluate subsurface soil for all applicable National Guard receptors and will not be limited from 4-7' bgs. These studies will evaluate from 4' bgs to the deepest sample locations, which at this time is 10' bgs. These additional studies are being done to optimize access to a maximum depth as well as address the issue of any changes in

grade due to future construction at the WBG AOC. If the vertical extent of contamination is bounded, and all samples at depth are included in the calculation of the EPC and it does not exceed applicable CUGs, the National Guard receptors would be safe to access soils at applicable depths both before and after construction (cut and fill operations) are completed.

The DQO Report used all applicable investigation data points that were completely within or partially within the 4 to 7' bgs stratum to calculate EPCs for any detected chemical. While this covered the majority of samples deeper than 4' bgs, there were some data points from 8-10' that were not included. Because of this, new EPCs were calculated for all subsurface data below 4' bgs. Appendix B presents tables and ProUCL output associated with calculating EPCs and screening the data to determine COPCs. A summary of the results are shown in Table 2.2.

TABLE 2.2. COPCs in Deep Surface Soil (4 to 7 feet) for at least one of the National Guard Receptors using FWCUGs for cancer Risk Range 1.0 X 10^{-6} and HQ = 0.1.

Subsurface Soil (4'-deepest)	COPC for which National Guard Receptor?						
Chemical that is considered a COPC for at least 1 NG Receptor	Dust/Fire	RMS	Trainee	Maximum Detect (mg/kg)	EPC (mg/kg)	Most Stringent Receptor	Most Stringent (10^{-6} or HI=.1) FWCUG (mg/kg)
Explosives & Propellants							
2,4,6-TNT	x	x	x	5200	1987	Trainee	248.76
Inorganics							
Cadmium			x	69.1	21.75	Trainee	10.93
Cr VI			x	2.8	2.8	Trainee	1.64
Lead				173	56.01	RSL	40

COPC Chemical of Potential Concern

NG National Guard

Dust/Fire Dust/Fire Control Worker

RMS Range Maintenance Soldier

EPC Exposure Point Concentration

CUG Facility Wide Clean Up Goal or RSL

RSL Region 9 Regional Screening Level

2.1.3.3 Surface Soil COPCs for Resident Farmer Receptors

Surface soil for the Resident Farmer receptors is considered 0 to 1' bgs and will be referred to as surface soil throughout this WP. Therefore, all applicable investigation data points that were completely within or partially within the 0 to 1' bgs stratum were used to calculate EPCs for any detected chemical.

Table 3-1 in the DQO report presents the screening steps and the chemicals that are identified as COPCs in surface soil for the applicable National Guard Receptors. A summary of the results of this table are shown in Table 2.3.

TABLE 2.3. COPCs in Surface Soil (0 to 1 feet) for at least one of the Resident Farmer Receptors using FWCUGs for cancer Risk Range 1.0 X 10^{-6} and HQ = 0.1.

Surface Soil (0-1')	COPC for which Resident Farmer Receptor?					
Chemical that is considered a COPC for at least 1 Resident Farmer Receptor	Adult	Child	Maximum Detect (mg/kg)	EPC (mg/kg)	Most Stringent Receptor	Most Stringent (10^{-6} or HI=.1) FWCUG (mg/kg)
Explosives & Propellants						
2,4,6-TNT	x	x	3800	314.8	Child	3.65
3-Nitrotoluene			21	1.504	RSL	0.61
RDX	x	x	9500	579.2	Child	8.03
Inorganics						
Antimony		x	157	9	Child	2.82
Cadmium	x	x	877	30.48	Child	6.41
Copper		x	16800	662.3	Child	311
Lead			2800	325.5	RSL	40
PCBs						
PCB-1254		x	0.14	0.14	Child	0.12
SVOCs						
2,4-Dinitrotoluene	x	x	19	1.75	Adult	0.753
Benz(a)anthracene	x		2.6	0.373	Adult	0.221
Benzo(a)pyrene	x	x	2.3	0.321	Adult	0.022
Benzo(b)fluoranthene	x		2.8	0.42	Adult	0.221
Dibenz(a,h)anthracene	x	x	0.34	0.173	Adult	0.022
Indeno(1,2,3-cd)pyrene	x		1.4	0.285	Adult	0.221

COPC Chemical of Potential Concern
NG National Guard
Dust/Fire Dust/Fire Control Worker
RMS Range Maintenance Soldier
EPC Exposure Point Concentration
CUG Facility Wide Clean Up Goal or RSL
RSL Region 9 Regional Screening Level

2.1.3.4 Subsurface Soil COPCs for Resident Farmer Receptors

Subsurface soil for the Resident Farmer receptors is considered 1 to 13' bgs. Therefore, all applicable investigation data points that were completely within or partially within the 1 to 13' bgs stratum were used to calculate EPCs for any detected chemical.

Table 3-5 in the DQO report presents the screening steps and the chemicals that are identified as COPCs in surface soil for the applicable National Guard Receptors. A summary of the results of this table are shown in Table 2.4.

TABLE 2.4. COPCs in Subsurface Soil (1 to 13 feet) for the Resident Farmer Receptors using FWCUGs for cancer Risk Range 1.0 X 10^{-6} and HQ = 0.1.

Subsurface Soil (1-13')	COPC for which Resident Farmer Receptor?					
Chemical that is considered a COPC for at least 1 Resident Farmer Receptor	Adult	Child	Maximum Detect (mg/kg)	EPC (mg/kg)	Most Stringent Receptor	Most Stringent (10^{-6} or HI=.1) FWCUG (mg/kg)
Explosives and Propellants						
2,4,6-TNT	x	x	5200	719.3	Child	3.65
2-Amino-4,6-Dinitrotoluene		x	7.5	1.908	Child	1.54
RDX	x	x	260	48.96	Child	8.03
Inorganics						
Antimony		x	27.6	4.068	Child	2.82
Cadmium		x	201	15.45	Child	6.41
Lead			1130	157.6	RSL	40
SVOCs						
Benz(a)anthracene	x		0.48	0.48	Adult	0.221
Benzo(a)pyrene	x		0.5	0.3	Adult	0.022
Benzo(b)fluoranthene	x		0.7	0.403	Adult	0.221
Dibenz(a,h)anthracene	x	x	0.076	0.076	Adult	0.022
Indeno(1,2,3-cd)pyrene	x		0.37	0.37	Adult	0.221

COPC Chemical of Potential Concern
NG National Guard
Dust/Fire Dust/Fire Control Worker
RMS Range Maintenance Soldier
EPC Exposure Point Concentration
CUG Facility Wide Clean Up Goal or RSL
RSL Region 9 Regional Screening Level

2.1.3.5 Dry Sediment

Dry Sediment samples were collected from 0-6" bgs throughout the site. Tables 3-3 and 3-4 in the DQO Report present the screening steps and the chemicals that are identified as COPCs in dry sediment for the Resident Farmer and applicable National Guard receptors.

The COPCs identified for the Resident Farmer receptors are Thallium, Benz(a)anthracene, Benzo(a)pyrene and Benzo(b)fluoranthene. The COPCs identified for the applicable National Guard receptors are hexavalent Chromium and Benzo(a)pyrene. All of the polycyclic aromatic hydrocarbons (PAH) EPCs are less than 1 mg/kg. Hexavalent Chromium was only sampled for in one location. Thallium is only a COPC for the Resident Farmer Child. For these reasons, and the overall small amount of dry sediment samples collected, Dry Sediment will not be used to determine if data gaps exist. Once additional sampling is completed, Dry Sediment data will be combined with surface soil and deep surface soil data to calculate EPCs.

2.1.4 Confirmation Data

Following completion of the excavation of soil during the 2008 removal action, Incremental Sample (IS) confirmatory samples were collected from the base and sides of each excavated area and analyzed for explosives and SVOCs. This data set consists of samples collected from the excavations at Pads 61, 67, and 70, and two limited excavations at stations WBgss-070 (west of Pad 67) and WBG-243 (west of Pad 66). A total of 15 IS soil samples, excluding QC samples and field duplicates, were collected during the removal action. The DQO Report used confirmation data to calculate site wide EPCs for all detected chemicals. Since there are very few Incremental Samples collected at the site and they do not spatially cover the majority of the site, the LUC Assessment Guidance document states that each Incremental Sample will be evaluated individually, as opposed to calculating a site wide EPC. Confirmation data are screened against COC levels since their intended purpose was to determine whether additional remediation was or was not required after some removal action had taken place. Also, since these IS samples represent a small area and are not representative of the whole AOC, the less stringent COC screening level is more appropriate to use. The COC screening uses a cancer risk of 10^{-5} and a Hazard Index of 1. Table 3-9a in the DQO report shows analytical results for all detected chemicals in confirmation samples. Appendix C presents tables showing all confirmation sampling analytical results and screening at the COC level. Table 2.5 presents the individual confirmation sample results that exceed the screening criteria at the COC level. These results will be considered in the evaluation of data gaps.

TABLE 2.5. Chemicals in Confirmation Samples with Concentrations that Exceed COC Screening Criteria.

Confirmation Samples	COC for which National Guard Receptor			COC for which Resident Farmer Receptor	
	Range Maintenance Soldier	Trainee	Dust/Fire Control Worker	Adult Farmer	Child Farmer
WBGcs-P61m-BOT-SO					
Benzo(a)pyrene		x		x	x
Benz(a)anthracene				x	x
Benzo(b)fluoranthene				x	x
Dibenz(a,h)anthracene				x	x
Indeno(1,2,3-cd)pyrene				x	
WBGcs-P61Am-BOT(E)-SO					
Benzo(a)pyrene	x			x	x
Benz(a)anthracene				x	
Benzo(b)fluoranthene				x	
Dibenz(a,h)anthracene				x	x
Indeno(1,2,3-cd)pyrene				x	
WBGcs-P61Am-BOT(W)-SO					
Benzo(a)pyrene				x	x
Dibenz(a,h)anthracene				x	
WBGcs-P61m-SDW-SO					
Benzo(a)pyrene				x	x
WBGcs-P70m-SFC-SO					
Benzo(a)pyrene				x	
WBGcs-071/401m-SDW-SO					
2,4,6 TNT				x	x
RDX				x	x
WBGcs-071/401m-FLR2-SO					
2,4,6 TNT					x
WBGcs-071/401m-SDW2-SO					
2,4,6 TNT					x
WBGcs-071/401m-SDW2b-SO					
Benzo(a)pyrene				x	x
Dibenz(a,h)anthracene				x	

COC Chemical of Concern

2.1.5 Exceedances and Non Exceedances for COPC Investigation Data

This section provides figures showing locations of exceedances and non-exceedances for all chemicals identified as COPCs in Section 2.1.3. One set of figures shows exceedances vs.

non-exceedances for applicable National Guard receptors, and the other set of figures shows exceedances vs. non-exceedances for the Resident Farmer receptors and are presented in Appendix D. If any analytical results exceeded any of the 3 applicable National Guard receptor's screening criteria at the COPC level, it is shown on these figures as an exceedance. The same applies for the Resident Farmer receptors. These figures also show the proposed locations of additional samples to fill data gaps. The evaluation of the placement of these proposed sample locations are discussed in section 2.2.1.

Figures 3-1a, 3-1b, 3-1c and 3-1d from the DQO Report show the location and station ID for all applicable investigation data as well as excavation/grading locations where confirmation data was collected. Appendix E presents all primary investigation analytical results for reference.

2.2 Evaluation of Results

This step in the LUC assessment process typically determines which data points, including both investigation and confirmation data, are causing the EPC to exceed COC screening level criteria, and therefore could be addressed with an intervention, such as excavation with offsite disposal of soils. For this WP and study, the evaluation will determine where data gaps exist and propose sampling locations to fill these data gaps. It will also determine which data are considered COCs with the data that has been collected to date. It is known that once the additional sampling to fill data gaps is completed, new EPCs will be calculated and used to determine if COCs still exist. Determining COCs prior to additional sampling is being conducted in this report for planning purposes to know whether or not additional remediation is anticipated.

2.2.1 Data Gap Analysis and Proposed Sampling Locations

This section will look individually at the 2 sets of receptors, the applicable National Guard Receptors, and the Resident Farmer Receptors to determine if exceedances have been bound horizontally and vertically by non-exceedances. In most cases, each burn pad area with an exceedance at COPC screening levels, including the pad itself and the area around it, will be evaluated for each individual chemical. The narrative in the following paragraphs will address if each exceedance is or is not bound vertically and horizontally. For purposes of the following descriptions, an exceedance is considered a surface exceedance from samples taken from 0-1' or 0-2' bgs. If an exceedance is found below 0-1' or 0-2' bgs it is considered a subsurface exceedance. For any exceedance at depth to be considered bound horizontally in a given direction, there must be a non-exceedance at least as deep. If there is a non-exceedance deeper than the deepest exceedance at the same sample station, then the exceedance will be referred to as being vertically bound by its own station. If there is a non-exceedance deeper than any exceedance in the same general area, then the exceedance will be referred to as being vertically bound by a sample in the area.

If an exceedance is not bound horizontally or vertically, a sample location will be proposed. In past investigations of soils at the WBG AOC, samples have been collected from 0-1', 0-2', 2-4', 4-6', 6-8', and 8-10' bgs. To stay consistent, these same depth intervals will be used for proposed sample locations. For samples that are required below 10' bgs, 2' intervals will continue to be used. Generally, if an exceedance is not bound vertically, a deeper sample will be proposed in the same location or in the same general area as the exceedance. Generally, if

an exceedance is not bound horizontally, additional sample(s) will be proposed, at the same depth interval as the exceedance as well as one depth interval below the exceedance to account for potential downward vertical migration of the contaminant.

2.2.1.1 Data Gap Analysis for Applicable National Guard Receptors Investigation Data

2,4,6-Trinitrotoluene

- Pad 38 has one surface exceedance. The exceedance is bound horizontally. The exceedance is bound vertically by a sample in the area.
- Pad 66 has two surface exceedances. The exceedances are bound horizontally. The sample may be bound vertically by a sample in the area. However, one of the surface exceedances is 3800 mg/kg, which is the maximum detected concentration of 2,4,6 TNT in Deep Surface soils and is much greater than the most stringent screening value. For these reasons, a sample is proposed at 0-2' and 2-4' just north of the exceedances.
- Pad 67 has one surface exceedance west of the pad and multiple subsurface exceedances from 2' to 10' bgs at the pad. The surface exceedance is bound vertically by its own station. The subsurface exceedance is not bound vertically, therefore a sample is proposed near this exceedance location from 10-12' and 12-14' bgs to bound the contamination vertically. The exceedances are not bound horizontally in all directions, therefore 4 sample locations are proposed to the north, south, east and west of the pad. The proposed samples to the north, east, and west have proposed sample intervals from 0-2', 2-4', 4-6', 6-8', 8-10' and 10-12' to bound the contamination horizontally at depth. Contamination has been bound horizontally to the south from 0-6' bgs, therefore the proposed sample location to the south has proposed sample intervals from 6-8', 8-10' and 10-12'.

3-Nitrotoluene

- Pad 66 has one surface exceedance that is bound horizontally and vertically by its own station.

RDX

- Pad 62 has one surface exceedance that is bound vertically by its own station. The exceedance is not bound to the north. Therefore, a sample location is proposed north of the pad from 0-2' and 2-4'.
- Pad 66 has 2 surface exceedances. Both of these exceedances are bound vertically by samples in the area. The exceedance is not bound to the north. Therefore, a sample is proposed north of the pad from 0-2' and 2-4'.
- Pad 67 has one surface exceedance at one location and subsurface exceedances from 4-6' and 6-8' at a different sample location. All of these exceedances are bound vertically by their own stations. The subsurface exceedances are not bound horizontally at depth to the west and north. Therefore, sample locations are proposed to the west and north at depth intervals of 0-2', 2-4', 4-6', 6-8', and 8-10'.

Barium

- Pads 37, 38, 58, 59, 60 and 66 have one or more surface exceedances at each pad. These exceedances are bound vertically by either their own stations or samples in the area and are also bound horizontally.
- Pad 67 has multiple surface exceedances and one subsurface exceedance. The exceedances are bound vertically by samples in the area and are bound horizontally.
- Pad 61 has two exceedances from 2-4'. One exceedance is bound vertically by its own station and the other is bound vertically by samples in the area. The exceedances are not horizontally bound to the south. Therefore, a sample locations is proposed south of the pad at depth intervals 0-2', 2-4', and 4-6'.
- Pad 68 has multiple surface exceedances and one subsurface exceedance from 2-4'. Exceedances are bound vertically by their own stations and by samples in the area. The exceedances are not bound horizontally to the north. Therefore, a sampe location is proposed to the north at depth intervals 0-2', 2-4', and 4-6'.
- North of Pad 67 there is a surface exceedance. Propose a surface sample location north of the exceedance from 0-1' to bound the contamination horizontally.

Cadmium

- Pad 37, 38, 45, 58, 60, 61, and 66 have one or more surface exceedances, and some have subsurface exceedances. All exceedances are bound vertically and horizontally.

Hexavalent Chromium

- Pad 37 has 2 surface exceedances. No subsurface samples were collected in the area to bound vertically. The exceedances are not bound horizontally to the south. Therefore, a sample location is proposed south of the pad at depth intervals 0-2' and 2-4' to bound the contamination both horizontally and vertically.
- Pad 38 has 2 surface exceedances. One exceedance is bound vertically by its own station while the other is bound by a sample in the area. The exceedances are not bound horizontally to the south. Therefore, a sample location is proposed south of the pad at depth intervals 0-2' and 2-4'.
- Pad 45 has 2 surface exceedances and one subsurface exceedance from 4-6' all north of the pad. These exceedacnes are either bound by their own station or by samples in the area. The exceedances are not horizontally bound to the west. Therefore, a sample location is proposed west of the exceedances at depth intervals 0-2', 2-4', 4-6' and 6-8'.
- Pad 58 has two surface exceedances in the vicinity. Both of the exceedances are bound vertically by a sample in the area. The exceedances are not bound horizontally to the north, south, and west. Therefore, sampel ocations are proposed north, south and east of the pad at depth intervals 0-2' and 2-4'.
- Pad 59 has three surface exceedances in the vicinity. There are no subsurface samples in the area to bound the exceedances vertically. Two of the exceedances are not bound horizontally to the north. Therefore, a sample location is proposed north of the pad at depth intervals 0-2' and 2-4' to bound the contamination horizontally and vertically.

- Pad 67 has two surface excceedances that are horizontally bound. There are no subsurface samples in the area to bound the contamination vertically. Therefore, a sample location is proposed at depth intervals 2-4' and 4-6' at the pad to bound the contamination vertically.
- Pad 68 has one surface exceedance. There are no subsurface samples in the area to bound vertically. The exceedance is not bound horizontally to the east. Therefore, a sample location is proposed east of the pad at depth intervals 0-2' and 2-4' to bound the exceedance vertically and horizontally.

Lead

- Pads 37, 40, 45, 59, 60, 66, 67 and 68 have one or more surface exceedances, and some also have subsurface exceedances. All exceedances are bound horizontally and vertically at these pads.
- Pad 32 has one surface exceedance which is bound horizontally. The exceedance concentration of 56.2 mg/kg is very close to the RSL COPC screening level of 40 mg/kg. Therefore, no additional sampling is proposed.
- Pad 38 has multiple surface exceedances and two subsurface exceedances at the same station from 2-4' and 4-6'. The subsurface exceedance is bound vertically by its own station. There are multiple subsurface non-exceedances in the area to bound all exceedances vertically. There are not 4-6' non-exceedances in the are to bound the exceedance horizontally at depth. However, the 4-6' exceedance value of 83.6 mg/kg is much less than the 2-4' exceedance value of 190 m g/kg, which demonstrates the concentration of lead is decreasing with depth. Also, both the exceedances are much less than the RSL COC level of 400 mg/kg. Therefore, no additional sampling is proposed.
- Pad 56 has one surface exceedance at a concentration 45.2 mg/kg. This value is very close to the RSL COPC level of 40 mg/kg, therefore no additional sampling is proposed.
- Pad 58 has multiple surface exceedances and has subsurface exceedances at one station from 2-8' bgs. The surface exceedances are bound horizontally as wella s vertically by other samples in the area. The subsurface exceedance is bound vertically by its own station, but is not bound horizontally to the north and south. Therefore, soil sample locations are proposed to the north and south of the pad at depth intervals 2-4', 4-6', 6-8' and 8-10'.
- Pad 61/61A has only subsurface exceedances. One subsurface exceedance is from 2-4' and has a concentration of 293 mg/kg. The other subsurface exceedances are at the same station and are at 2-4' at a concentration of 1130 mg/kg and at 4-6' at a concentration of 173 mg/kg. There are multiple non-exceedances in this area from 2-4', as well as a non-exceedance from 4-6'. A removal action was conducted in this area, which is why there are no surface exceedances or non-exceedances. For these reasons, and that the bottom most sampled intervals are much lower than the RSL COC level of 400 mg/kg, no additional sampling is proposed.
- Pad 62 has multiple surface exceedances. All of the exceedacnes are bound horizontally to the south, east and west. All of the exceedances are less than the RSL COC level of 400 mg/kg. Therefore, no additional sampling is proposed.

- Pad 63 has 2 surface exceedances with concentrations of 40.1 and 57.7 mg/kg, which is very close to the RSL COPC screening level of 40 mg/kg. These exceedances are bound horizontally in all directions. For these reasons, no additional sampling is proposed.
- Pad 65 has one surface exceedance with a concentration of 49.2 mg/kg, which is very close to the RSL COPC screening level of 40 mg/kg. The exceedance is bound horizontally. For these reasons, no additional sampling is proposed.
- Building 4301 (north east of pad 41) has three surface exceedances. The exceedances are not bound horizontally to the east or vertically. Therefore, a sample location is proposed to the east of the exceedances at depth intervals 0-2' and 2-4' to bound the exceedances horizontally and vertically.

Benzo(a)pyrene

- Pad 66 has one surface exceedance at a concentration of 2.3 mg/kg. The exceedance is bound horizontally. The exceedance is not bound vertically. Therefore, propose sample location near exceedance at depth intervals 2-4' and 4-6'.
- All other exceedances have concentrations less than 1 mg/kg. Several studies have concluded that concentrations of benzo(a)pyrene below 1 mg/kg cannot be distinguished from background concentrations; therefore, cleanup goals should not be set below this concentration. Other carcinogenic PAHs can be related to benzo(a)pyrene using toxicity equivalent factors. All of these factors are less than or equal to 1, therefore it is appropriate to apply the outcome of the studies that any carcinogenic PAH below 1 mg/kg cannot be distinguished from background concentrations, therefore cleanup goals should not be set below this concentration.

2.2.1.2 Data Gap Analysis for Resident Farmer Receptors Investigation Data

2,4,6-Trinitrotoluene

- Pad 38 has multiple surface exceedances that are bound vertically as well as horizontally by other samples in the area.
- Pad 58 has subsurface exceedanes from 2-4' and 4-6' at the same sampling station. The exceedances are bound vertically by other samples in the area. The exceedance is not bound horizontally to the north. Therefore, a sample location is proposed at depth intervals 0-2', 2-4', 4-6', and 6-8' north of the pad.
- Pad 59 has one surface exceedance and one subsurface exceedance from 4-6'. The surface exceedance is bound horizontally as well as vertically by its own station. The subsurface exceedance is bound vertically by samples in the area. The subsurface exceedance is not bound horizontally to the north. Therefore, a sample location is proposed at depth intervals 0-2', 2-4', 4-6', and 6-8' to the north of the pad.
- Pad 62 has one surface exceedance bound vertically by its own station. The exceedance is not bound horizontally to the north. Therefore, a sample location is proposed at depth intervals 0-2' and 2-4' to the north of the pad.
- Pad 66 has multiple surface and subsurface excedeances to a maximum depth of 4' bgs. The exceedances are bound vertically either by their own station or samples in

the area. The exceedances are not bound horizontally to the north or to the south. Therefore, sample locations are proposed at depth intervals 0-2', 2-4', and 4-6' to the north and south of the pad.

- Pad 67 has multiple surface and subsurface exceedances. At one station there are exceedances from 2-10' bgs. These exceedances are not bound vertically, and are not bound horizontally to the depth of 10' bgs. Therefore, multiple sample locations are proposed to bound the contamination horizontally and vertically. One sample is proposed at the pad at depth intervals 10-12' and 12-14' to vertically bound the exceedances. Samples are proposed to the north, east, and west of the pad at depth intervals 0-2', 2-4', 4-6', 6-8', 8-10', and 10-12' to bound the exceedance horizontally in these directions. One sample is proposed to the south of the pad at depth intervals 6-8', 8-10' and 10'12' to bound the contamination horizontally to the south. There are non-exceedances to the south that horizontally bound the contamination to 6' bgs.
- Pad 68 has one surface exceedance which s bound vertically by its own station and is bound horizontally.

3-Nitrotoluene

- Pad 66 has one surface exceedance that is bound vertically by its own station and is also bound horizontally.

RDX

- Pad 62 has one surface exceedance that is bound vertically by its own station. The exceedance is not bound horizontally to the north. Therefore, a sample location is proposed north of the pad at depth intervals 0-2' and 2-4'.
- Pad 66 has surface exceedances and a subsurface exceedance at 2-4'. These exceedances are bound vertically by other samples in the area. The exceedances are not bound horizontally to the north. Therefore, a sample location is proposed at depth intervals 0-2', 2-4' and 4-6' north of the pad.
- Pad 67 has surface and subsurface exceedances At one station there are exceedances from 2-10' bgs. These exceedances are not bound vertically, and are not bound horizontally to the depth of 10' bgs. Therefore, multiple sample locations are proposed to bound the contamination horizontally and vertically. One sample is proposed at the pad at depth intervals 10-12' and 12-14' to vertically bound the exceedances. Samples are proposed to the north, east, and west of the pad at depth intervals 0-2', 2-4', 4-6', 6-8', 8-10', and 10-12' to bound the exceedance horizontally in these directions. One sample is proposed to the south of the pad at depth intervals 6-8', 8-10' and 10'12' to bound the contamination horizontally to the south. There are non-exceedances to the south that horizontally bound the contamination to 6' bgs.

Antimony

- Building 4301 (north east of pad 41) has three surface exceedances. The exceedances are not bound horizontally to the east or vertically. Therefore, a sample location is proposed to the east of the exceedances at depth intervals 0-2' and 2-4' to bound the exceedances horizontally and vertically.
- Throughout the site there are surface and subsurface exceedances that are bound horizontally and vertically.

Cadmium

- Throughout the site there are surface and subsurface exceedances that are bound horizontally and vertically.

Copper

- Throughout the site there are surface and subsurface exceedances that are bound horizontally and vertically.

Lead

- Since there are no FWCUGs for Lead, the RSL is used. Refer to the Lead potion of section 2.3.1.2.

PCB 1254

- Building 4301 (north east of pad 41) has one surface exceedance with a concentration of 0.14 mg/kg, which is only slightly greater than the most stringent Residential Receptor FWCUG at the COPC level of 0.12 mg/kg. Therefore, not further sampling is proposed.

2,4-Dinitrotoluene

- Pad 37 has one surface exceedance which is bound vertically by other samples in the area and is also bound horizontally.
- Pad 38 has one surface exceedance which is bound vertically by other samples in the area and is also bound horizontally.
- Pad 67 has one subsurface exceedance from 6-8'. The exceedance is bound vertically by its own station. 2,4-Dinitrotoluene was not identified as a subsurface soil COPC. Therefore, no additional sampling is proposed.

Benz(a)anthracene

- Pad 66 has 2 surface exceedances, only one of the exceedances is greater than 1 mg/kg. This exceedance is bound horizontally. A sample location is proposed at the pad at depth intervals 2-4' and 4-6' to vertically bound the exceedance.

Benzo(a)pyrene

- Pad 66 has 2 surface exceedances, only one of the exceedances is greater than 1 mg/kg. This exceedance is bound horizontally. A sample location is proposed at the pad at depth intervals 2-4' and 4-6' to vertically bound the exceedance.

Benzo(b)fluoranthene

- Pad 66 has three surface exceedances, only one of the exceedances is greater than 1 mg/kg. This exceedance is bound horizontally. A sample location is proposed at the pad at depth intervals 2-4' and 4-6' to vertically bound the exceedance.
- Pad 70 has 2 surface exceedances and one subsurface exceedance. Only one the surface exceedances is greater than 1 mg/kg at a concentration of 1.1 mg/kg. This exceedance is bound vertically by its own station and is bound horizontally. Therefore, no additional sampling is proposed.

Dibenz(a,h)anthracene

- The maximum detected concentration is 0.34 mg/kg, which is less than 1 mg/kg. Therefore, no additional sampling is proposed.

Indeno(1,2,3-cd)pyrene

- Pad 66 has one surface exceedance which is bound horizontally but not vertically. Therefore, a sample location is proposed at the pad at depth intervals 2-4' and 4-6' to bound the exceedance vertically.
- Pad 70 has one surface exceedance and one subsurface exceedance which are both less than 1 mg/kg. Therefore, no additional sampling is proposed.

2-Amino 4,6-Dinitrotoluene

- Pad 58 has one subsurface exceedance at 2-4'. The exceedance is bound vertically by its own station. The exceedance is not bound horizontally to the north. Therefore, a sample location is proposed at depth intervals 0-2', 2-4', and 4-6' to the north of the pad.

2.2.1.3 Data Gap Analysis Confirmation Data

Table 2.5 in section 2.1.4 shows that the only confirmation data that exceeds for the COC screening levels for National Guard receptors are benzo(a)pyrene concentrations at Pad 61/6A samples WBGcs-P61m-BOT-SO and WBGcs-P61Am-BOT(E)-SO collected from the bottom of the excavation during removal actions. The benzo(a)pyrene concentrations are 6.7 and 3.9 mg/kg. There are no investigation samples collected in the area of pad 61/61A that were analyzed for benzo(a)pyrene. Therefore, sample locations are proposed to bound the benzo(a)pyrene contamination vertically and horizontally. The surface elevation relative to historical grade of these samples varies and is greater than 1' bgs. Therefore, a sample is proposed in the pad area from 2-4' and 4-6' to bound the contamination vertically. Samples are proposed to the north, south, east, and west of the pad at depth intervals 0-2', 2-4' to bound the contamination horizontally in all directions.

2.2.1.4 Proposed Locations of Sampling and Analysis

All proposed sampling locations and depth intervals were evaluated, combined to the maximum extent practicable to collect multiple samples from the same station or boring locations and are presented in Figure 2.1 along with the proposed station identification numbers. Table 2.6 presents what depth intervals will be sampled and what they will be analyzed for at each sample station. The Sampling and Analysis Plan is presented in Appendix F which presents how field sampling and analysis will be conducted. The Quality Assurance Project Plan is presented in Appendix G and the Site Specific Safety and Health Plan is presented in Appendix H.

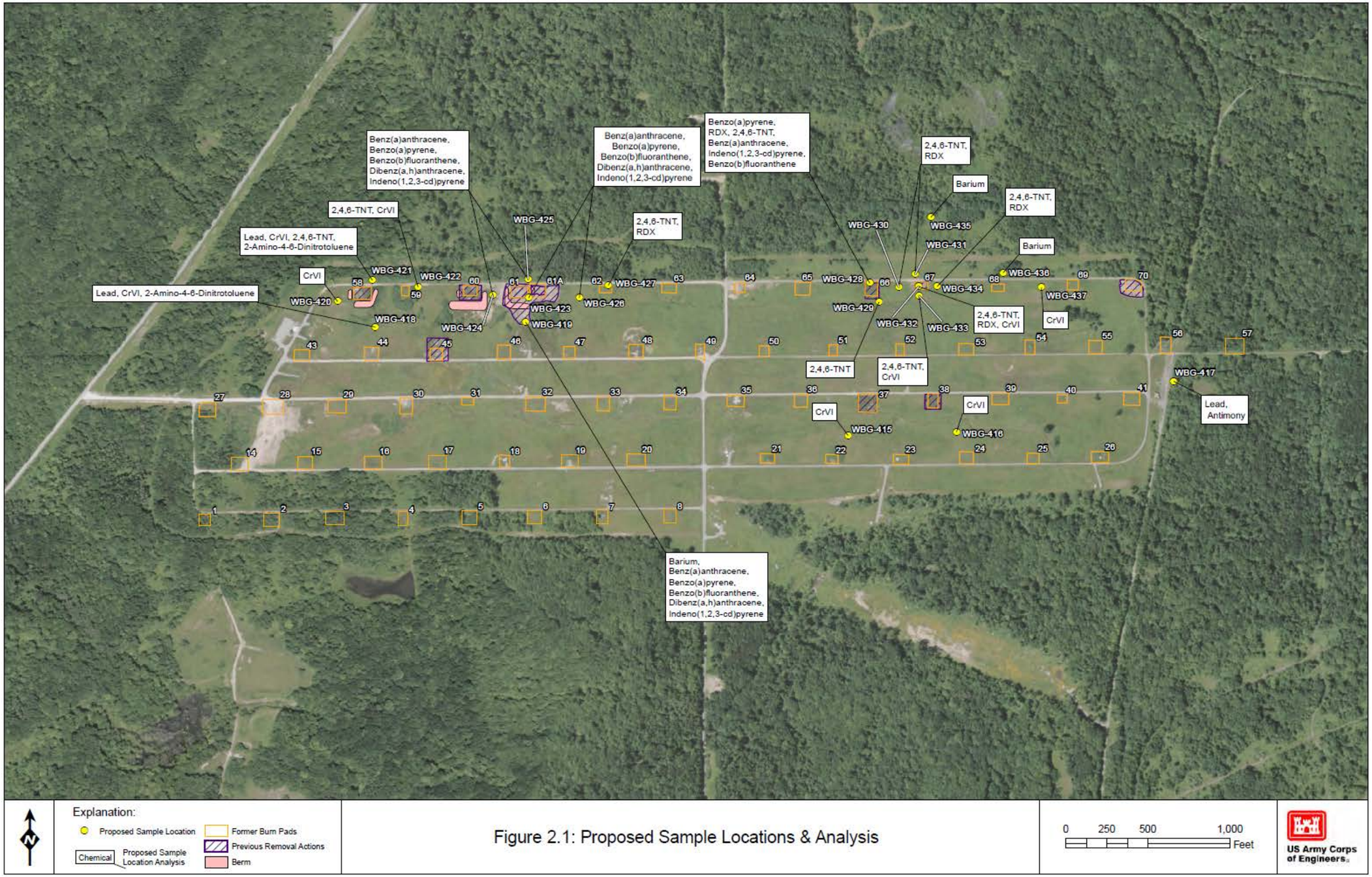

FIGURE 2-1. Proposed Sample Locations for Additional Analysis Where Potential Data Gaps Were Identified.

TABLE 2.6. Proposed Sample Locations and Analyses for Locations Where Potential Data Gaps Were Identified.

				Proposed Sample Analysis from Data Gap Analysis											For Full Suite Requirement						
Pad	Station	Depth Interval (ft)	Sample ID	Cr VI	Lead	Antimony	Barium	2-Amino-4,6-DNT	2,4,6-TNT	RDX	Benzo(a)pyrene	Benz(a)anthracene	Indeno(1,2,3-cd)pyrene	Benzo(b)fluoranthene	Explosives	Propellants	TAL Metals (including Cr VI and Hg)	SVOC	PCB	Pesticides	VOC
Pad 37	WBG-415	0-2	WBGss-415-0001-SO	x																	
		2-4	WBGsb-415-0002-SO	x																	
Pad 38	WBG-416	0-2	WBGss-416-0001-SO	x																	
		2-4	WBGsb-416-0002-SO	x																	
4301	WBG-417	0-2	WBGss-417-0001-SO		x	x															
		2-4	WBGsb-417-0002-SO		x	x															
Pad 58	WBG-418	0-2	WBGss-418-0001-SO	x				x	x												
		2-4	WBGsb-418-0002-SO	x	x			x	x						x	x	x	x	x	x	x
	Blind Dup (QC)	2-4	WBGsb-418-0006-SO												x	x	x				
	Field Dup (QA)	2-4	WBGsb-418-0007-SO												x	x	x				
		4-6	WBGsb-418-0003-SO		x			x	x												
		6-8	WBGsb-418-0004-SO		x				x												
		8-10	WBGsb-418-0005-SO		x																
Pad 61/61 A	WBG-419	0-2	WBGss-419-0001-SO				x				x				x	x	x	x	x	x	x
	Blind Dup (QC)	0-2	WBGss-419-0004-SO															x			
	Field Dup (QA)	0-2	WBGss-419-0005-SO															x			
		2-4	WBGsb-419-0002-SO				x				x										
		4-6	WBGsb-419-0003-SO				x														
Pad 58	WBG-420	0-2	WBGss-420-0001-SO	x																	
		2-4	WBGsb-420-0002-SO	x																	
Pad 58	WBG-421	0-2	WBGss-421-0001-SO	x				x	x												
		2-4	WBGsb-421-0002-SO	x	x			x	x						x	x	x	x	x	x	x
		4-6	WBGsb-421-0003-SO		x			x	x												
		6-8	WBGsb-421-0004-SO		x				x												
		8-10	WBGsb-4121-0005-SO		x																
Pad 59	WBG-422	0-2	WBGss-422-0001-SO	x					x												
		2-4	WBGsb-422-0002-SO	x					x												
		4-6	WBGsb-422-0003-SO						x												
		6-8	WBGsb-422-0004-SO						x												
Pad 61/61 A	WBG-423	2-4	WBGsb-423-0001-SO								x										
		4-6	WBGsb-423-0002-SO								x										
Pad 61/61 A	WBG-424	0-2	WBGss-424-0001-SO								x										
		2-4	WBGsb-424-0002-SO								x										
Pad 61/61 A	WBG-425	0-2	WBGss-425-0001-SO								x										
		2-4	WBGsb-425-								x										

TABLE 2.6. Proposed Sample Locations and Analyses for Locations Where Potential Data Gaps Were Identified.

				Proposed Sample Analysis from Data Gap Analysis											For Full Suite Requirement						
Pad	Station	Depth Interval (ft)	Sample ID	Cr VI	Lead	Antimony	Barium	2-Amino-4,6-DNT	2,4,6-TNT	RDX	Benzo(a)pyrene	Benz(a)anthracene	Indeno(1,2,3-cd)pyrene	Benzo(b)fluoranthene	Explosives	Propellants	TAL Metals (including Cr VI and Hg)	SVOC	PCB	Pesticides	VOC
			0002-SO																		
Pad 61/61 A	WBG-426	0-2	WBGss-426-0001-SO								x										
		2-4	WBGsb-426-0002-SO								x										
Pad 62	WBG-427	0-2	WBGss-427-0001-SO						x	x											
		2-4	WBGsb-427-0002-SO						x	x											
Pad 66	WBG-428	0-2	WBGss-428-0001-SO						x	x											
		2-4	WBGsb-428-0002-SO						x	x	x	x	x	x							
		4-6	WBGsb-428-0003-SO						x	x	x	x	x	x	x	x	x	x	x	x	x
	Blind Dup (QC)	4-6	WBGsb-428-0005-SO												x			x			
	Field Dup (QA)	4-6	WBGsb-428-0006-SO												x			x			
		6-8	WBGsb-428-0004-SO																		
Pad 66	WBG-429	0-2	WBGss-429-0001-SO						x												
		2-4	WBGsb-429-0002-SO						x												
		4-6	WBGsb-429-0003-SO						x												
Pad 67	WBG-430	0-2	WBGss-430-0001-SO						x	x											
		2-4	WBGsb-430-0002-SO						x	x											
		4-6	WBGsb-430-0003-SO						x	x											
		6-8	WBGsb-430-0004-SO						x	x					x	x	x	x	x	x	x
	Blind Dup (QC)	6-8	WBGsb-430-0007-SO												x						
	Field Dup (QA)	6-8	WBGsb-430-0008-SO												x						
		8-10	WBGsb-430-0005-SO						x	x											
		10-12	WBGsb-430-0006-SO						x	x											
Pad 67	WBG-431	0-2	WBGss-431-0001-SO						x	x											
		2-4	WBGsb-431-0002-SO						x	x											
		4-6	WBGsb-431-0003-SO						x	x											
		6-8	WBGsb-431-0004-SO						x	x											
		8-10	WBGsb-431-0005-SO						x	x					x	x	x	x	x	x	x
		10-12	WBGsb-431-0006-SO						x	x											
Pad 67	WBG-432	2-4	WBGsb-432-0001-SO	x																	
		4-6	WBGsb-432-0002-SO	x																	
		10-12	WBGsb-432-0003-SO						x	x					x	x	x	x	x	x	x
	Blind Dup (QC)	10-12	WBGsb-432-0005-SO												x						
	Field Dup (QA)	10-12	WBGsb-432-0006-SO												x						
		12-14	WBGsb-432-0004-SO						x	x											
Pad 67	WBG-433	6-8	WBGsb-433-0001-SO						x	x											
		8-10	WBGsb-433-0002-SO						x	x											
		10-	WBGsb-433-						x	x											

TABLE 2.6. Proposed Sample Locations and Analyses for Locations Where Potential Data Gaps Were Identified.

				Proposed Sample Analysis from Data Gap Analysis											For Full Suite Requirement						
Pad	Station	Depth Interval (ft)	Sample ID	Cr VI	Lead	Antimony	Barium	2-Amino-4,6-DNT	2,4,6-TNT	RDX	Benzo(a)pyrene	Benz(a)anthracene	Indeno(1,2,3-cd)pyrene	Benzo(b)fluoranthene	Explosives	Propellants	TAL Metals (including Cr VI and Hg)	SVOC	PCB	Pesticides	VOC
		12	0003-SO																		
Pad 67	WBG-434	0-2	WBGss-434-0001-SO						x	x											
		2-4	WBGsb-434-0002-SO						x	x											
		4-6	WBGsb-434-0003-SO						x	x											
		6-8	WBGsb-434-0004-SO						x	x					x	x	x	x	x	x	x
	Blind Dup (QC)	6-8	WBGsb-434-0007-SO												x						
	Field Dup (QA)	6-8	WBGsb-434-0008-SO												x						
		8-10	WBGsb-434-0005-SO						x	x											
		10-12	WBGsb-434-0006-SO						x	x											
Pad 67	WBG-435	0-1	WBGss-435-0001-SO				x														
Pad 68	WBG-436	0-2	WBGss-436-0001-SO				x														
		2-4	WBGsb-436-0002-SO				x														
		4-6	WBGsb-436-0003-SO				x														
Pad 68	WBG-437	0-2	WBGss-437-0001-SO	x																	
		2-4	WBGsb-437-0002-SO	x																	
	MS/MSD																				

2.2.2 Preliminary Screening for Chemicals of Concern

With applicable sampling data collected to date, preliminary screening will be completed to determine if there are currently any COCs that will likely cause additional remediation. It is known that once the additional sampling to fill data gaps is completed, new EPCs will be calculated and screened to determine if true COCs exist. This evaluation is conducted in this report for planning purposes to know whether or not additional remediation is anticipated. The site wide EPCs for investigation data will be screened and individual confirmation samples will be screened for this determination. Screening at the COC level uses a cancer risk of 10^{-5} and/or a Hazard Index of 1.0. This evaluation will address the potential for additive effects using the Sum of Ratios (SOR). The Revised Final Position Paper for the Application and Use of Facility-Wide Human Health Cleanup Goals (USACE 2011) will be followed for this analysis. The only deviation from the position paper is all non-carcinogenic ratios will be added together as opposed to being broke out by individual target organs. This is a conservative approach and will only be used for this preliminary screening.

2.2.2.1 COC Evaluation for Investigation Data

All applicable investigation data was used to determine COPCs for the applicable National Guard receptors as well as the Resident Farmer receptors. All COPCs were used in the evaluation of COCs.

2.2.2.1.1 Applicable National Guard Receptors

Table 2.7 and 2.8 screen all chemicals that were determined as COPCs against the COC screening levels as well as apply the sum of ratios approach for deep surface soil (0-4' bgs) and subsurface soil (4'-Deepest), respectively.

TABLE 2.7. Screening Evaluation for the determination of COCs in Deep Surface Soil (0-4 feet) for the Applicable National Guard Receptors.

	Carcinogenic (10^{-5}) (mg/kg)				Non-carcinogenic (HI=1) (mg/kg)											
Chemical that is considered a COPC for at least 1 NG Receptor	Dust/Fire	RMS	Trainee	RSL (Carcinogenic)	Dust/Fire	RMS	Trainee	RSL (Non-Carcinogenic)	Maximum Detect	EPC (mg/kg)	Most Stringent CUG (10^{-5}) (mg/kg)	Ratio (10^{-5})	Contribution (10^{-5})	Most Stringent CUG (HI=1) (mg/kg)	Ration (HI=1)	Contribution (HI=1)
Explosives and Propellants																
2,4,6-TNT	32882.9	4949.7	4643.5	--	17615.8	2651.6	2487.6	--	3800	257.7	4643.5	0.06	--	2487.6	0.10	9.41%
3-Nitrotoluene	--	--	--	--	--	--	--	6.1	21	1.123	0.0	--	--	6.1	0.18	16.72%
RDX	13757.0	1920.0	1452.0	--	162136.4	22629.0	17112.6	--	9500	463.1	1452.0	0.32	--	17112.6	0.03	--
Inorganics																
Barium	--	--	--	--	1000000.0	1000000.0	3505.9	--	10400	595.5	0.0	--	--	3505.9	0.17	15.43%
Cadmium	945273.3	241332.5	109.3	--	14726.2	2424.1	3292.1	--	877	27.14	109.3	0.25	--	2424.1	0.01	--
Cr VI	141791.0	36199.9	16.4	--	66659.4	11030.5	56.1	--	10.1	3.885	16.4	0.24	--	56.1	0.07	--
Lead	--	--	--	--	--	--	--	400.0	2800	214.3	0.0	--	--	400.0	0.54	48.67%
SVOCs																
Benzo(a)pyrene	15.1	2.6	4.8		--	--	--	--	2.3	0.289	2.6	0.11	--	0.0	--	--
										Sum of Ratios:		0.97	Sum of Ratios:		1.10	

COC Chemical of Concern
NG National Guard
Dust/Fire Dust/Fire Control Worker
RMS Range Maintenance Soldier
EPC Exposure Point Concentration
CUG Facility Wide Clean Up Goal or RSL
RSL Region 9 Regional Screening Level

TABLE 2.8. Screening Evaluation for the Determination of COCs in Subsurface Soil (4-deepest feet) for the Applicable National Guard Receptors.

	Carcinogenic (10^{-5}) (mg/kg)				Non-carcinogenic (HI=1) (mg/kg)											
Chemical that is considered a COPC for at least 1 NG Receptor	Dust/Fire	RMS	Trainee	RSL (Carcinogenic)	Dust/Fire	RMS	Trainee	RSL (Non-Carcinogenic)	Maximum Detect	EPC (mg/kg)	Most Stringent CUG (10^{-5}) (mg/kg)	Ratio (10^{-5})	Contribution (10^{-5})	Most Stringent CUG (HI=1) (mg/kg)	Ratio (HI=1)	Contribution (HI=1)
Explosives and Propellants																
2,4,6-Trinitrotoluene	32882.9	4949.7	4643.5	--	17615.8	2651.6	2487.6	--	5200	1987	4643.5	0.43	--	2487.6	0.80	72.56%
Inorganics																
Cadmium	945273.3	241332.5	109.3	--	14726.2	2424.1	3292.1	--	69.1	21.75	109.3	0.20	--	2424.1	0.01	--
Cr VI	141791.0	36199.9	16.4	--	66659.4	11030.5	56.1	--	2.8	2.8	16.4	0.17	--	56.1	0.05	--
Lead	--	--	--	--	--	--	--	400.0	173	56.01	0.0	--	--	400.0	0.14	12.72%
										Sum of Ratios:		0.80	Sum of Ratios:		1.00	

COC Chemical of Concern
NG National Guard
Dust/Fire Dust/Fire Control Worker
RMS Range Maintenance Soldier
EPC Exposure Point Concentration
CUG Facility Wide Clean Up Goal or RSL
RSL Region 9 Regional Screening Level

None of the EPCs exceed the most stringent CUG at the COC screening level. This is evident since none of the Ratios are greater than 1.0. Only one of the Sum of Ratios exceed 1.0, and that is for deep surface soil. However, the sum only slightly exceeds at 1.1, and lead is by far the largest contributor at 48.67%. Lead does not have a FWCUG, so the RSL value of 400 mg/kg is used. The RSL is calculated for a residential receptor as opposed to a National Guard receptor. There is a CUG in a previously published ROD (SHAW 2005) for the National Guard Trainee of 1,995 mg/kg. If this CUG were used the SOR would be much less than 1.0. Therefore, no additional remediation is anticipated for applicable National Guard receptors based on applicable investigation data.

2.2.2.1.2 Resident Farmer Receptors

Table 2.9 and 2.10 screen all chemicals that were determined as COPCs against the COC screening levels as well as apply the sum of ratios approach for surface soil (0-1' bgs) and subsurface soil (1'-13'), respectively.

Multiple individual chemicals exceed the most stringent CUG at the COC screening level. This is evident since many of the Ratios are greater than 1.0. All of the Sum of Ratios also exceed 1.0 for both surface soil and subsurface soil. This evaluation shows there are multiple COCs for the Resident Farmer receptors. Therefore, if the goal was to obtain Residential use of the site, then additional remediation would likely be required. However, since Residential use is not the RAFLU at this site, no additional remediation is anticipated for Residential Farmer receptors based on applicable investigation data.

2.2.2.2 COC Evaluation for Confirmation Data

Section 2.2.2 presented a summary of chemicals that exceeded COC screening criteria for confirmation data. This section presents all confirmation data sampling analytical results and shows the screening at the COC level and applies the SOR approach to account for additvity for each confirmation sample collected. Each analytical result is only applied to the SOR approach if it exceeds screening criteria at a COPC level. Therefore, if the individual analytical result did not exceed the COPC screening level, a ratio to the COC screening level is not shown on the tables.

TABLE 2.9. Screening Evaluation for the Determination of COCs in Surface Soil (0-1 feet) for the Resident Farmer Receptors.

	Carcinogenic (10^{-5}) (mg/kg)			Non-carcinogenic (HI=1) (mg/kg)										
Chemical that is considered a COPC for at least 1 NG Receptor	Adult	Child	RSL (Carcinogenic)	Adult	Child	RSL (non-Carcinogenic)	Maximum Detect	EPC (mg/kg)	Most Stringent CUG (10^{-5}) (mg/kg)	Ratio (10^{-5})	Contribution (10^{-5})	Most Stringent CUG (HI=1) (mg/kg)	Ratio (HI=1)	Contribution (HI=1)
Explosives & Propellants														
2,4,6-TNT	328.3	284.2	--	211.0	36.5	--	3800	314.8	284.2	1.11	9.76%	36.5	8.62	64.47%
3-Nitrotoluene	--	--	--	--	--	6.1	21	1.504	0.0	--	--	6.1	0.25	1.84%
RDX	115.4	80.3	--	1631.9	227.1	--	9500	579.2	80.3	7.21	63.56%	227.1	2.55	19.08%
Inorganics														
Antimony	--	--	--	136.4	28.2	--	157	9	0.0	--	--	28.2	0.32	2.39%
Cadmium	12491.1	26766.7	--	222.6	64.1	--	877	30.48	12491.1	0.00	--	64.1	0.48	3.56%
Copper	--	--	--	27137.5	3105.8	--	16800	662.3	0.0	--	--	3105.8	0.21	1.60%
Lead			--	--	--	400.0	2800	325.5	0.0	--	--	400.0	0.81	6.09%
PCBs														
PCB-1254	2.0	3.5	--	3.5	1.2	--	0.14	0.14	2.0	0.07	--	1.2	0.12	0.88%
SVOCs														
2,4-Dinitrotoluene	7.5	11.0	--	439.0	127.8	--	19	1.75	7.5	0.23	2.05%	127.8	0.01	--
Benz(a)anthracene	2.2	6.5	--	--	--	--	2.6	0.373	2.2	0.17	1.49%	0.0	--	--
Benzo(a)pyrene	0.2	0.7	--	--	--	--	2.3	0.321	0.2	1.45	12.80%	0.0	--	--
Benzo(b)fluoranthene	2.2	6.5	--	--	--	--	2.8	0.42	2.2	0.19	1.68%	0.0	--	--
Dibenz(a,h)anthracene	0.2	0.7	--	--	--	--	0.34	0.173	0.2	0.78	6.90%	0.0	--	--
Indeno(1,2,3-cd)pyrene	2.2	6.5	--	--	--	--	1.4	0.285	2.2	0.13	1.14%	0.0	--	--
									Sum of Ratios:	11.35		Sum of Ratios:	13.37	

TABLE 2.10. Screening Evaluation for the Determination of COCs in Subsurface Soil (1-13 feet) for the Applicable Resident Farmer Receptors.

	Carcinogenic (10^{-5}) (mg/kg)			Non-carcinogenic (HI=1) (mg/kg)										
Chemical that is considered a COPC for at least 1 NG Receptor	Adult	Child	RSL (Carcinogenic)	Adult	Child	RSL (non-Carcinogenic)	Maximum Detect	EPC (mg/kg)	Most Stringent CUG (10^{-5}) (mg/kg)	Ratio (10^{-5})	Contribution (10^{-5})	Most Stringent CUG (HI=1) (mg/kg)	Ratio (HI=1)	Contribution (HI=1)
Explosives and Propellants														
2,4,6-TNT	328.27	284.16		211.03	36.54		5200	719.3	284.2	2.53	46.78%	36.5	19.69	94.62%
2-Amino-4,6-Dinitrotoluene	--	--		128.43	15.44		7.5	1.908	0.000	--	--	15.4	0.12	0.59%
RDX	115.39	80.30		1631.89	227.15		260	48.96	80.30	0.61	11.27%	227.1	0.22	1.04%
Inorganics														
Antimony	--	--		136.45	28.19		27.6	4.068	0.000	--	--	28.2	0.14	0.69%
Cadmium	12491.11	26766.67		222.56	64.11		201	15.45	12491.11	0.00	--	64.1	0.24	1.16%
Lead						400	1130	157.6	0.000	--	--	400.0	0.39	1.89%
SVOCs														
Benz(a)anthracene	2.21	6.50		--	--		0.48	0.48	2.21	0.22	4.02%	0.0	--	--
Benzo(a)pyrene	0.22	0.65		--	--		0.5	0.3	0.221	1.36	25.09%	0.0	--	--
Benzo(b)fluoranthene	2.21	6.50		--	--		0.7	0.403	2.21	0.18	3.37%	0.0	--	--
Dibenz(a,h)anthracene	0.221	0.65		--	--		0.076	0.076	0.221	0.34	6.36%	0.0	--	--
Indeno(1,2,3-cd)pyrene	2.21	6.50		--	--		0.37	0.37	2.21	0.17	3.09%	0.0	--	--
									Sum of Ratios:	5.41		Sum of Ratios:	20.81	

COC Chemical of Concern
NG National Guard
Dust/Fire Dust/Fire Control Worker
RMS Range Maintenance Soldier
EPC Exposure Point Concentration
CUG Facility Wide Clean Up Goal or RSL
RSL Region 9 Regional Screening Level

2.2.2.2.1 National Guard Receptors

Tables in Appendix C screen all confirmation sampling analytical results as previously described against applicable National Guard receptor FWCUGs.

Samples WBGcs-P61m-BOT-SO and WBGcs-P61Am-BOT(E)-SO are the only 2 confirmation samples where an individual analytical result exceeded the COC screening criteria and Benzo(a)pyrene was the only chemical with an exceedance. These samples are also the only two samples where the sum of ratios exceeded 1.0. The Benzo(a)pyrene results are 3.9 and 6.7 mg/kg. The most stringent FWCUG at the COC screening level is for the Range Maintenance Soldier at 2.62 mg/kg. There are other detected chemicals that contribute greater than 5-10% to the sum of ratios in these samples, however, the benzo(a)pyrene exceedances make up the majority of the contribution to the sum of ratios at 67% and 68.78%. Since incremental samples make up small amount of all sample data collected at this site, and they cover a very small surface area compared to the size of the site, and the investigation data was collected throughout the entire site, it is recommended that these confirmation sample exceedances not require additional remediation. As stated in section 2.2.1.3, additional investigation sampling is proposed to bound the exceedances vertically and horizontally and the sampling results will well represent this area in the site wide EPC calculation.

2.2.2.2.2 Resident Farmer Receptors

Tables in Appendix C screen all confirmation sampling analytical results as previously described against Resident Farmer receptor FWCUGs.

There are multiple confirmation sample results that exceed the COC screening criteria, and many samples with sum of ratios that exceed 1.0 that may require additional remediation if a Residential Land Use were desired. However, since Residential Use is not the RAFLU, no additional remediation is anticipated due to these exceedances.

3.0 CONCLUSIONS

The proposed RAFLU for the WBG AOC is for MUT, with the current specific planned use being MPMG Range. To meet this RAFLU, risks will be evaluated to the maximum depth of 13' below ground surface (bgs) with the goal of optimizing access to soils at depth. At a minimum, military personnel must be able to access soils (dig) from 0-4' bgs over the entire AOC with required UXO construction support during any intrusive operations in areas that were not previously cleared of MEC/UXO/DMM. Therefore, the full nature and extent of chemical contamination must be defined for the AOC.

This Work Plan for the Lane Use Control Evaluation applied the LUC Assessment Process to identify data gaps from past remedial investigations at WBG where the extent of contamination was not fully defined. Applicable investigation data has been used to calculate site wide EPCs to determine COPCs for various depth intervals for applicable National Guard and Residential receptors. Individual exceedances for chemicals that are considered COPCs have been evaluated to determine if they are bound horizontally and vertically by non-exceedances. Also, confirmation data results have been screened to determine COCs. These COCs have been evaluated to determine if they are bound horizontally and vertically by non-exceedances. If these exceedances are not fully bound, additional sampling and analysis has been proposed to fully define the extent of contamination at the site.

The Work Plan also completed preliminary screening to determine if there are currently any COCs that will likely cause additional remediation. Once additional sampling to fill data gaps is completed, new EPCs will be calculated and screened to determine if true COCs exist. This evaluation has been conducted in this report for planning purposes to know whether or not additional remediation is anticipated. The evaluation determined that no additional remediation is anticipated to meet the RAFLU.

4.0 REFERENCES

MKM Engineers, Inc. (MKM). 2005a. Final Phase I MEC Density Survey After Action Report at RVAAP-05 Winklepeck Burning Grounds, March.

MKM. 2005b. Final Work Plan for Phase II MEC Clearance and Munitions Response at RVAAP-05 Winklepeck Burning Grounds, March.

MKM. 2005c. Final Phase II MEC Clearance and Munitions Response at Winklepeck Burning Grounds, December 16.

MKM. 2008a. Final Field Sampling and Analysis Plan MEC Clearance and Munitions Response Amendment 1 for RVAAP-05 Winklepeck Burning Grounds at Ravenna Army Ammunition Plant, October.

MKM. 2008b. Final Remedial Action Work Plan, Winklepeck Burning Grounds, Ravenna Army Ammunition Plant, Ravenna, Ohio, Amendment 1, September.

MKM. 2009. Final Remedial Action Completion Report for RVAAP-05 Winklepeck Burning Grounds Pads 61/671A, 67, and 70, November 19.

Science Applications International Corporation (SAIC). 1998, Final Phase I Remedial Investigation Report for High Priority Areas of Concern at the Ravenna Army Ammunition Plant, Ravenna, Ohio. February.

SAIC. 2001b. Final Phase II Remedial Investigation Report for the Winklepeck Burning Grounds at RVAAP, Ravenna, Ohio, April.

SAIC. 2005a. Final Phase III Remedial Investigation Report for the Winklepeck Burning Grounds at the Ravenna Army Ammunition Plant, Ravenna, Ohio, March.

SAIC. 2006. Revised Final Report On The Biological Field-Truthing Effort At Winklepeck Burning Grounds At Ravenna Army Ammunition Plant, Ravenna, Ohio, August.

SAIC. 2008. Final Record of Decision for Soil and Dry Sediment at the RVAAP-05 Winklepeck Burning Grounds at the Ravenna Army Ammunition Plant, Ravenna, Ohio. August.

SAIC. 2010. Final Facility-Wide Human Health Cleanup Goals for the Ravenna Army Ammunition Plant, Ravenna, Ohio, March 23.

United States Army Corps of Engineers (USACE). 2005, Ravenna Army Ammunition Plant Facility-Wide Human Health Risk Assessor Manual, Amendment 1.

USACE. 2009. Position Paper for the Application and Use of Facility-Wide Human Health Cleanup Goals, June.

USACE. 2011. Final Guidance Document for the Evaluation of Land Use Controls at Ravenna Army Ammunition Plant

Shaw. 2011. Final Data Quality Objectives Report for RVAAP-05 Winklepeck Burning Grounds, June.

Ohio EPA. 2004. Ohio Environmental Protection Agency (Ohio EPA) Director's Final Findings and Orders (DFFO) for the Ravenna Army Ammunition Plant (RVAAP), June.

Appendix A

Referenced Figures and Tables from the *Final Data Quality Objectives Report for RVAAP-05 Winklepeck Burning Grounds* (Shaw, 2011)

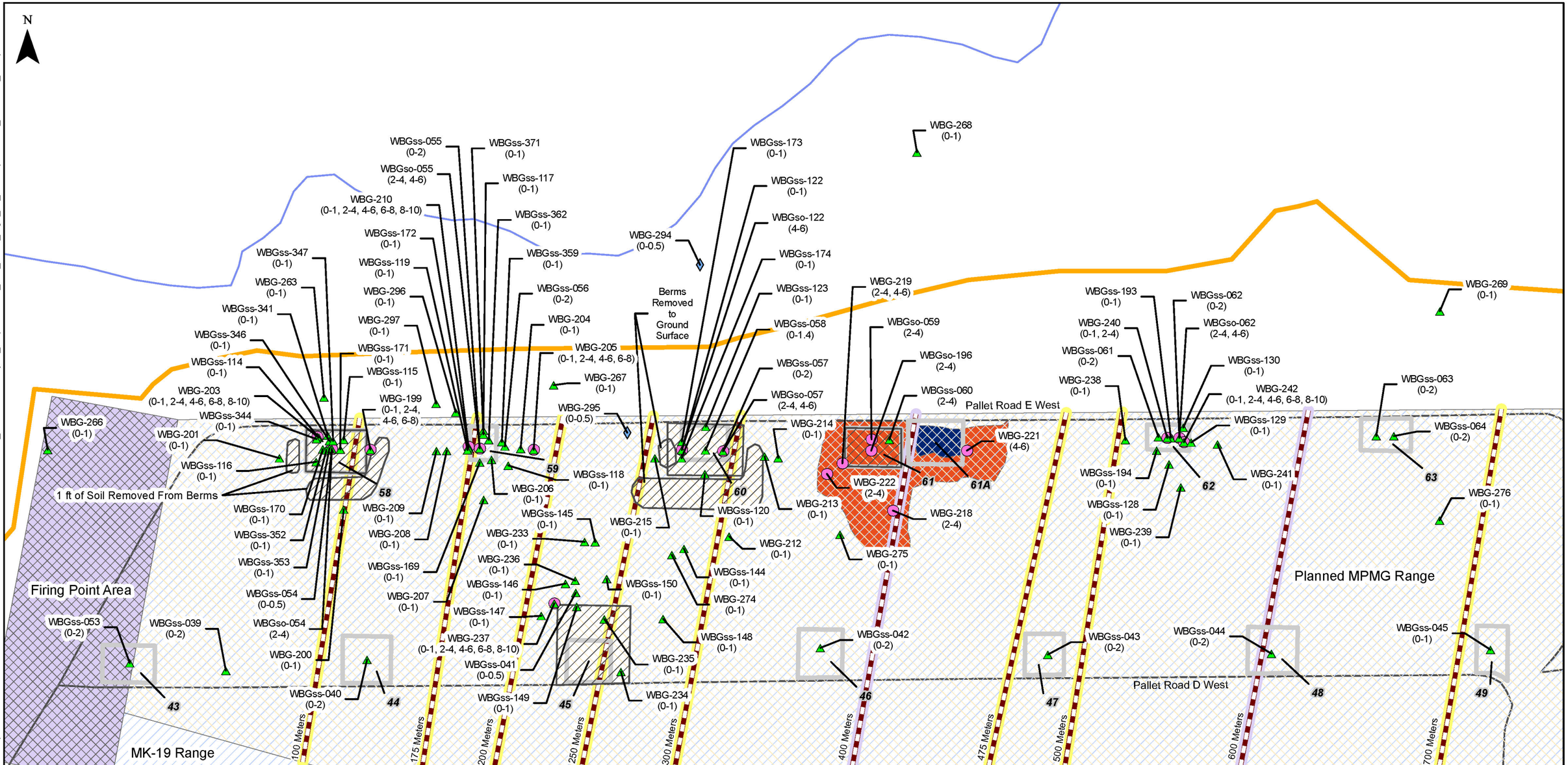

Winklepeck Burning Grounds AOC
Firing Point Area
MK-19 Range
Planned MPMG Range
Former Burning Pad
2005 MEC Removal to 1 ft bgs (Unless Otherwise Noted)
2005 MEC Surface Clearance

2008 Excavation and Grading

Excavation to 1 ft Below Design Depth
Excavation to 2 ft Below Ground Surface
Excavation/Grading to Design Depth (up to 6.5 ft bgs)
Soil Stockpile Removed to Ground Surface

Subsurface Sample Location (Varies from 2 to up to 10 ft bgs at 2 ft intervals)
Surface Soil Sample Location (Varies 0-0.5, 0-1, or 0-2 ft bgs)
Sediment Sample Location (0-0.5 ft bgs)
Perennial Stream

Mark 19 Range Target Arrays
Planned Target Array (Not Cleared)
Planned 2ft Buried Electrical Wire in Conduit

Note:
1) Each station ID is followed in parentheses by the sample interval(s) in feet below ground surface (ft bgs) relative to pre-removal action grades (i.e., before 2005).
2) Although the 2-4 ft bgs sample interval is considered to be surface soil for the OHARNG land use scenarios, the 2-4 ft bgs sample interval is included with subsurface soil in this figure consistent with the labeling in REIMS.
3) No subsurface clearance was performed in the area of the Mark 19 Range except as noted.

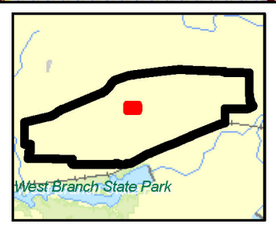

0 87.5 175 350 Feet

Projection : NAD_1983_UTM_Zone_17N

U.S. ARMY
CORPS OF ENGINEERS
LOUISVILLE DISTRICT

FIGURE NUMBER 3-1a

SURFACE SOIL, SUBSURFACE SOIL, AND SEDIMENT SAMPLE LOCATIONS: INVESTIGATION DATA
NW QUAD WINKLEPECK BURNING GROUNDS AOC
RAVENNA ARMY AMMUNITION PLANT

Shaw® a world of Solutions™

Generated By: MM Date: 05/26/11 File Path:F:\GISDATA2\MAMMS\Ravenna\GIS_Documents\Project_Maps\RVAAP_031_WBG_Fig3_1a_WinklepeckAOC_NWQuad_SampleLocs.mxd

Project Number: 133616

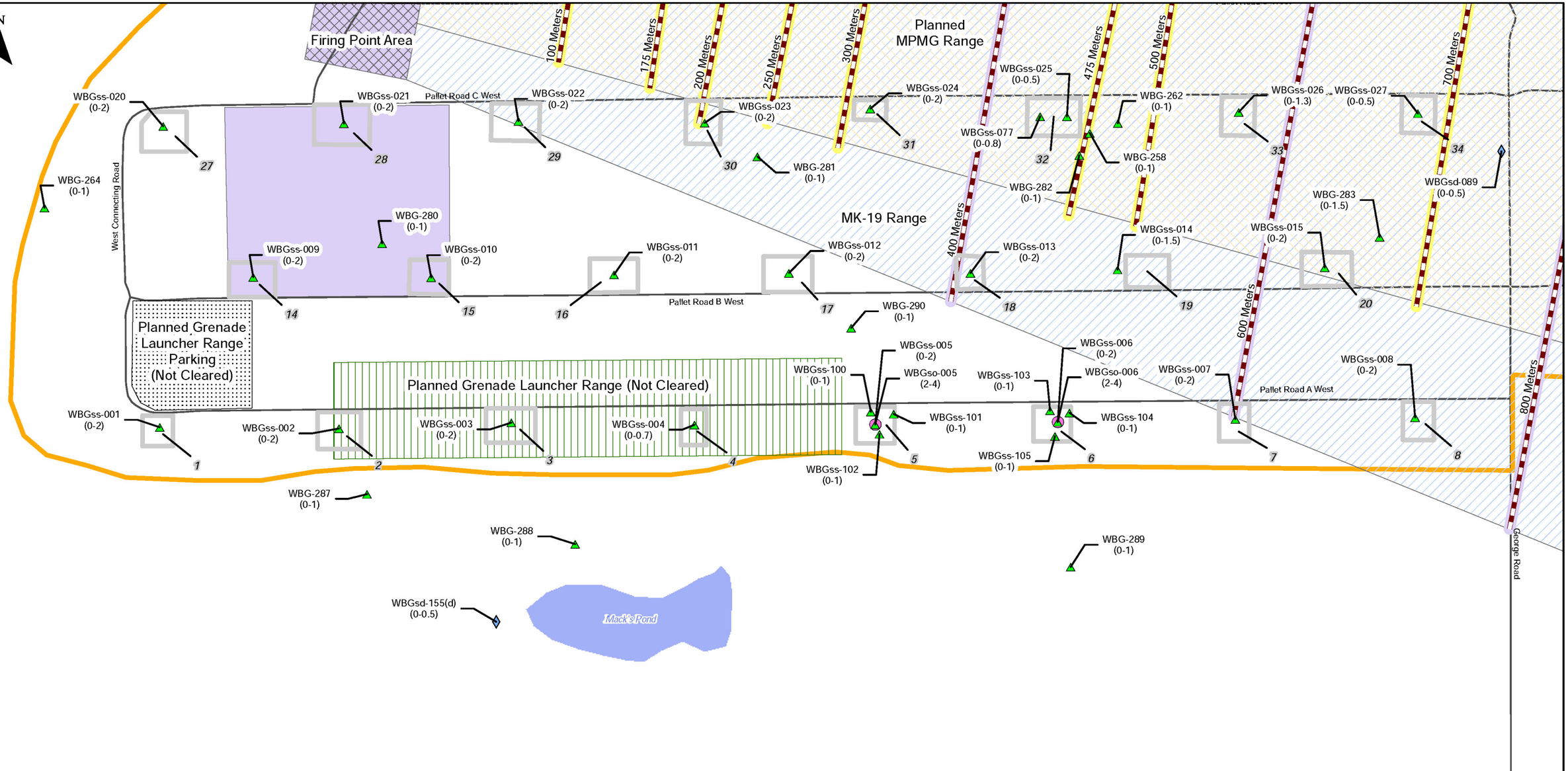

Winklepeck Burning Grounds AOC
Firing Point Area
MK-19 Range
Planned MPMG Range
Planned Grenade Launcher Range (Not Cleared)
Planned Grenade Launcher Range Parking (Not Cleared)
2005 MEC Removal to 1 ft bgs (Unless Otherwise Noted)
2005 MEC Surface Clearance

2008 Excavation and Grading
- Excavation to 1 ft Below Design Depth
- Excavation to 2 ft Below Ground Surface
- Excavation/Grading to Design Depth (up to 6.5 ft bgs)
- Soil Stockpile Removed to Ground Surface

Former Burning Pad
Surface Soil Sample Location (Varies 0-0.5, 0-1, or 0-2 ft bgs)
Subsurface Sample Location (Varies from 2 to up to 10 ft bgs at 2 ft intervals)
Sediment Sample Location (0-0.5 ft bgs)
Perennial Stream

Mark 19 Range Target Arrays
Planned Target Array (Not Cleared)
Planned 2ft Buried Electrical Wire in Conduit

Note:
1) Each station ID is followed in parentheses by the sample interval(s) in feet below ground surface (ft bgs) relative to pre-removal action grades (i.e., before 2005).
2) Although the 2-4 ft bgs sample interval is considered to be surface soil for the OHARNG land use scenarios, the 2-4 ft bgs sample interval is included with subsurface soil in this figure consistent with the labeling in REIMS.
3) No subsurface clearance was performed in the area of the Mark 19 Range except as noted.

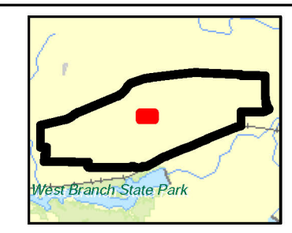

0 112.5 225 450 Feet

Projection : NAD_1983_UTM_Zone_17N

U.S. ARMY
CORPS OF ENGINEERS
LOUISVILLE DISTRICT

FIGURE NUMBER 3-1b

SURFACE SOIL, SUBSURFACE SOIL, AND SEDIMENT SAMPLE LOCATIONS: INVESTIGATION DATA
SW QUAD WINKLEPECK BURNING GROUNDS AOC
RAVENNA ARMY AMMUNITION PLANT

Shaw a world of Solutions

Generated By: MM Date: 05/25/11 File Path:F:\GISDATA2\MAMMS\Ravenna\GIS_Documents\Project_Maps\RVAAP_032_WBG_Fig3_1b_WinklepeckAOC_SWQuad_SampleLocs.mxd

Project Number: 133616

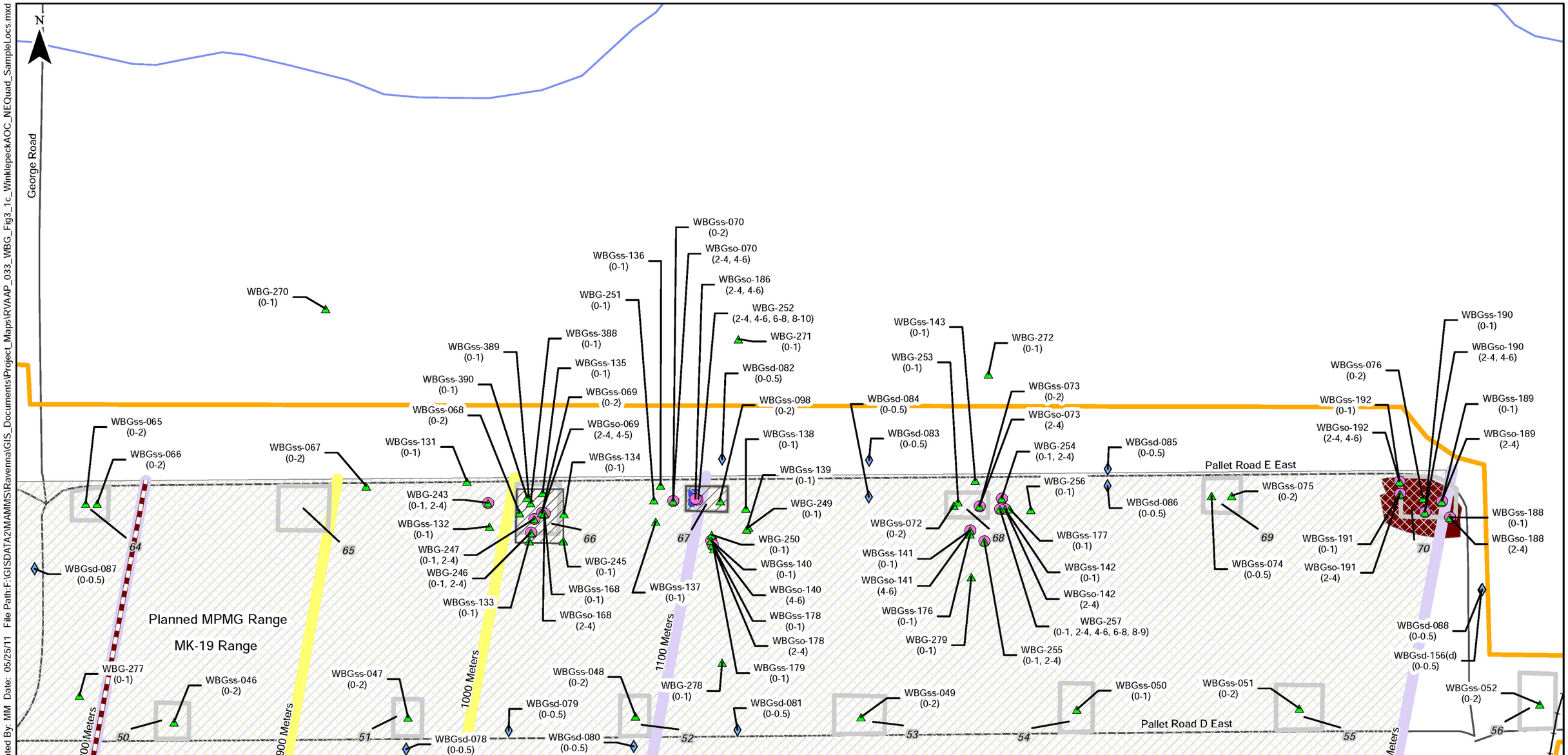

Winklepeck Burning Grounds AOC
MK-19 Range
Planned MPMG Range
Former Burning Pad
2005 MEC Removal to 1 ft bgs (Unless Otherwise Noted)
2005 MEC Surface Clearance

2008 Excavation and Grading
Excavation to 1 ft Below Design Depth
Excavation to 2 ft Below Ground Surface
Excavation/Grading to Design Depth (up to 6.5 ft bgs)
Soil Stockpile Removed to Ground Surface

Surface Soil Sample Location (Varies 0-0.5, 0-1, or 0-2 ft bgs)
Subsurface Sample Location (Varies from 2 to up to 10 ft bgs at 2 ft intervals)
Sediment Sample Location (0-0.5 ft bgs)
Former Rail Bed, Tracks Removed
Perennial Stream

Mark 19 Range Target Arrays
Planned Target Array (Not Cleared)
Planned 2ft Buried Electrical Wire in Conduit

Note:
1) Each station ID is followed in parentheses by the sample interval(s) in feet below ground surface (ft bgs) relative to pre-removal action grades (i.e., before 2005).
2) Although the 2-4 ft bgs sample interval is considered to be surface soil for the OHARNG land use scenarios, the 2-4 ft bgs sample interval is included with subsurface soil in this figure consistent with the labeling in REIMS.
3) No subsurface clearance was performed in the area of the Mark 19 Range except as noted.

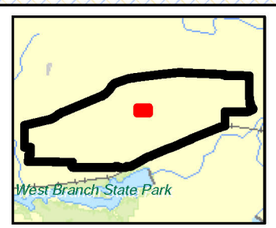

0 87.5 175 350 Feet

Projection : NAD_1983_UTM_Zone_17N

U.S. ARMY
CORPS OF ENGINEERS
LOUISVILLE DISTRICT

FIGURE NUMBER 3-1c

SURFACE SOIL, SUBSURFACE SOIL, AND SEDIMENT SAMPLE LOCATIONS: INVESTIGATION DATA
NE QUAD WINKLEPECK BURNING GROUNDS AOC
RAVENNA ARMY AMMUNITION PLANT

Shaw a world of Solutions

Generated By: MM Date: 05/25/11 File Path:F:\GISDATA2\MAMMS\Ravenna\GIS_Documents\Project_Maps\RVAAP_033_WBG_Fig3_1c_WinklepeckAOC_NEQuad_SampleLocs.mxd

Project Number: 133616

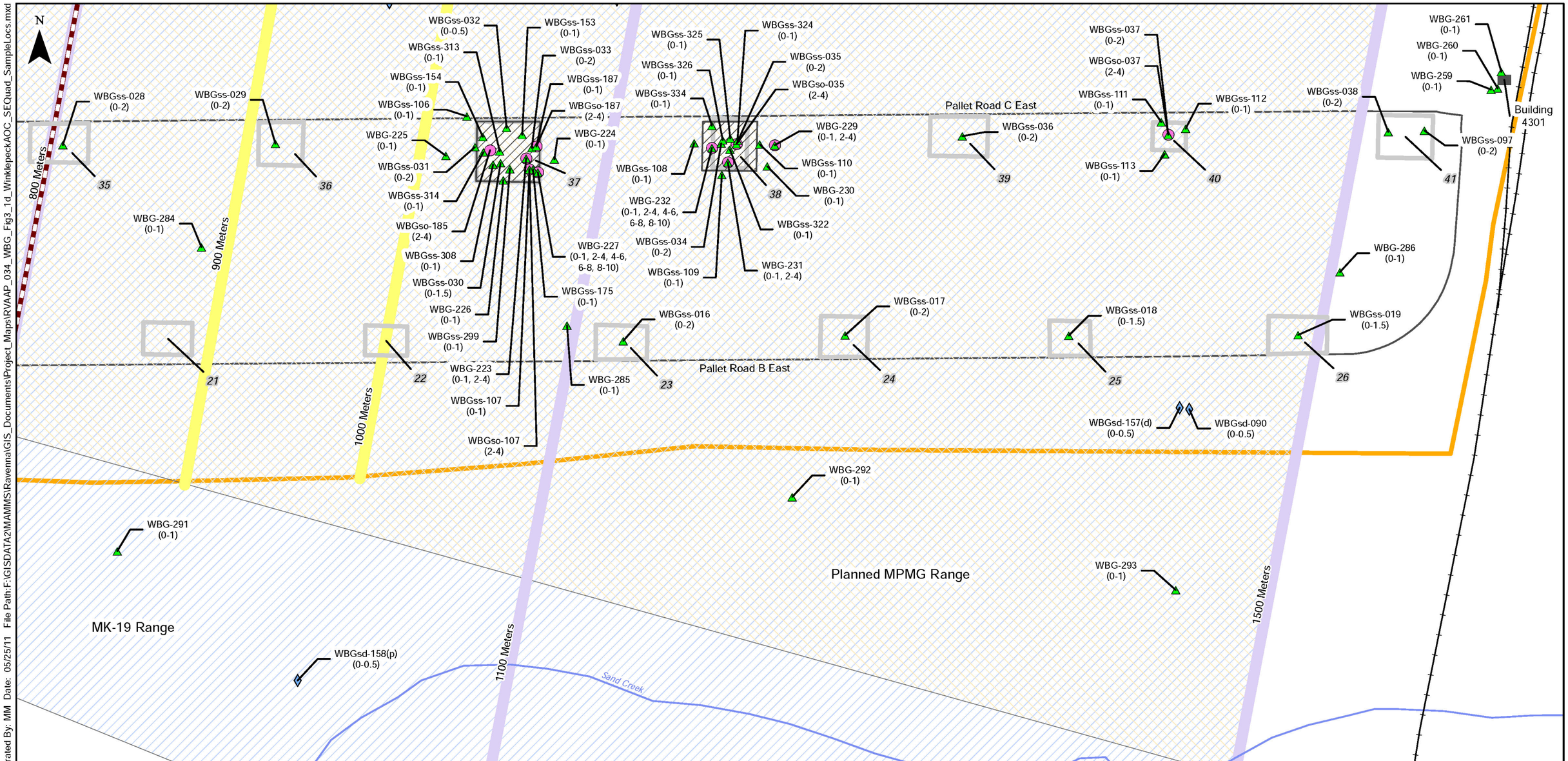

Winklepeck Burning Grounds AOC
MK-19 Range
Planned MPMG Range
Former Burning Pad
2005 MEC Removal to 1 ft bgs (Unless Otherwise Noted)
2005 MEC Surface Clearance

2008 Excavation and Grading
Excavation to 1 ft Below Design Depth
Excavation to 2 ft Below Ground Surface
Excavation/Grading to Design Depth (up to 6.5 ft bgs)
Soil Stockpile Removed to Ground Surface

Surface Soil Sample Location (Varies 0-0.5, 0-1, or 0-2 ft bgs)
Subsurface Sample Location (Varies from 2 to up to 10 ft bgs at 2 ft intervals)
Sediment Sample Location (0-0.5 ft bgs)
Former Rail Bed, Tracks Removed
Perennial Stream

Mark 19 Range Target Arrays
Planned Target Array (Not Cleared)
Planned 2ft Buried Electrical Wire in Conduit

Note:
1) Each station ID is followed in parentheses by the sample interval(s) in feet below ground surface (ft bgs) relative to pre-removal action grades (i.e., before 2005).
2) Although the 2-4 ft bgs sample interval is considered to be surface soil for the OHARNG land use scenarios, the 2-4 ft bgs sample interval is included with subsurface soil in this figure consistent with the labeling in REIMS.
3) No subsurface clearance was performed in the area of the Mark 19 Range except as noted.

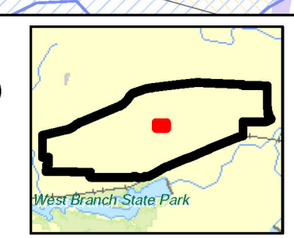

0 87.5 175 350 Feet

Projection : NAD_1983_UTM_Zone_17N

U.S. ARMY
CORPS OF ENGINEERS
LOUISVILLE DISTRICT

FIGURE NUMBER 3-1d

SURFACE SOIL, SUBSURFACE SOIL, AND SEDIMENT SAMPLE LOCATIONS: INVESTIGATION DATA
SE QUAD WINKLEPECK BURNING GROUNDS AOC
RAVENNA ARMY AMMUNITION PLANT

Shaw a world of Solutions

Generated By: MM Date: 05/25/11 File Path:F:\GISDATA2\MAMMS\Ravenna\GIS_Documents\Project_Maps\RVAAP_034_WBG_Fig3_1d_WinklepeckAOC_SEQuad_SampleLocs.mxd

Project Number: 133616

TABLE 3-1
Identification of COPCs in Surface Soil, Investigation Data for Residential Farmer Land Use
RVAAP-05 Winklepeck Burning Grounds

Detected Analyte [a]	Units	Total Samples	Results > Detection Limit	Maximum Detect	Surface Soil Background Criteria (0-1 ft bgs) [b]	Maximum Detect > Background	Data Reduction and Screening - Retained as COPC?	95% UCL	EPC	Region 9 Residential RSL [c]	Final Facility-Wide Cleanup Goals for Surface Soil (0-1 feet bgs) [d]									
											Residential Farmer									
											Adult					Child				
											CR=10^{-6}	HI=0.1	# Detect > CUG and Bkgd [e]	EPC > CUG?	COPC?	CR=10^{-6}	HI=0.1	# Detect > CUG and Bkgd [e]	EPC > CUG?	COPC?
Explosives and Propellants																				
1,3,5-Trinitrobenzene	mg/kg	130	18	490	NA	NA	Yes	29.11	29.11	NA	--	1,528	NA	No	No	--	225	NA	No	No
1,3-Dinitrobenzene	mg/kg	130	3	0.088	NA	NA	Yes	0.097	0.088	NA	--	5.94	NA	No	No	--	0.765	NA	No	No
2,4,6-Trinitrotoluene	mg/kg	130	44	3,800	NA	NA	Yes	314.8	314.8	NA	32.8	21.1	9	Yes	Yes	28.4	3.65	12	Yes	Yes
2,4-Dinitrotoluene	mg/kg	130	15	0.55	NA	NA	Yes	0.179	0.179	NA	0.753	43.9	NA	No	No	1.1	12.8	NA	No	No
2,6-Dinitrotoluene	mg/kg	130	4	0.62	NA	NA	Yes	0.106	0.106	NA	0.769	22.4	NA	No	No	1.1	6.42	NA	No	No
2-Amino-4,6-Dinitrotoluene	mg/kg	14	4	0.97	NA	NA	Yes	0.333	0.333	NA	--	12.8	NA	No	No	--	1.54	NA	No	No
2-Nitrotoluene	mg/kg	130	2	0.17	NA	NA	Yes	0.202	0.17	NA	6.03	594	NA	No	No	3.88	76.5	NA	No	No
3-Nitrotoluene	mg/kg	130	3	21	NA	NA	Yes	1.504	1.504	0.61	NC	NC	1	Yes [f]	Yes	NC	NC	1	Yes [f]	Yes
4-Amino-2,6-Dinitrotoluene	mg/kg	14	6	0.93	NA	NA	Yes	0.324	0.324	NA	--	12.8	NA	No	No	--	1.54	NA	No	No
4-Nitrotoluene	mg/kg	130	4	0.19	NA	NA	Yes	0.193	0.190	NA	81.6	594	NA	No	No	52.5	76.5	NA	No	No
HMX	mg/kg	130	18	1,700	NA	NA	Yes	102.8	102.8	NA	--	1,909	NA	No	No	--	359	NA	No	No
Nitrobenzene	mg/kg	130	2	0.05	NA	NA	Yes	0.060	0.05	4.8	NC	NC	NA	No [f]	No	NC	NC	NA	No [f]	No
Nitrocellulose	mg/kg	23	7	315	NA	NA	Yes	53.08	53.08	2.30E+07	NC	NC	NA	No [f]	No	NC	NC	NA	No [f]	No
Nitroglycerin	mg/kg	54	2	12	NA	NA	Yes	12.00	12.00	NA	81.6	--	NA	No	No	52.5	--	NA	No	No
Nitroguanidine	mg/kg	23	1	0.091	NA	NA	Yes	NA	0.091	610	NC	NC	NA	No [f]	No	NC	NC	NA	No [f]	No
RDX	mg/kg	130	18	9,500	NA	NA	Yes	579.2	579.2	NA	11.5	163	5	Yes	Yes	8.03	22.7	5	Yes	Yes
Tetryl	mg/kg	130	5	0.48	NA	NA	Yes	0.349	0.349	24	NC	NC	NA	No [f]	No	NC	NC	NA	No [f]	No
Inorganics																				
Aluminum	mg/kg	246	246	50,100	17,700	Yes	Yes	13,378	13,378	NA	--	52,923	NA	No	No	--	7,380	NA	No [e]	No
Antimony	mg/kg	177	93	157	0.96	Yes	Yes	9.00	9.00	NA	--	13.6	NA	No	No	--	2.82	38	Yes	Yes
Arsenic	mg/kg	247	247	35.8	15.4	Yes	Yes	13.06	13.06	NA	0.425	8.21	NA	No [e]	No	0.524	2.02	NA	No [e]	No
Barium	mg/kg	246	245	10,400	88.4	Yes	Yes	675.9	675.9	NA	--	8,966	NA	No	No	--	1,413	NA	No	No
Beryllium	mg/kg	176	110	10.9	0.88	Yes	Yes	0.75	0.75	NA	NC	NC	NA	No [h]	No	NC	NC	NA	No [h]	No
Cadmium	mg/kg	246	179	877	0	Yes	Yes	30.48	30.48	NA	1,249	22.3	8	Yes	Yes	2,677	6.41	29	Yes	Yes
Calcium	mg/kg	176	170	247,000	15,800	Yes	No [g]	NA	NA	NA	NC	NC	NA	NA	No	NC	NC	NA	NA	No
Chromium, total	mg/kg	246	246	189	17.4	Yes	Yes	20.43	20.43	NA	--	19,694	NA	No	No	--	8,147	NA	No	No
Chromium, hexavalent	mg/kg	37	14	10.1	NA	NA	Yes	4.02	4.02	NA	187	90.4	NA	No	No	401.5	19.9	NA	No	No
Cobalt	mg/kg	176	174	21.7	10.4	Yes	Yes	8.86	8.86	NA	803	820	NA	No	No	1,721	131	NA	No	No
Copper	mg/kg	176	174	16,800	17.7	Yes	Yes	662.3	662.3	NA	--	2,714	NA	No	No	--	311	16	Yes	Yes
Cyanide	mg/kg	99	12	2.8	0	Yes	Yes	0.29	0.29	160	NC	NC	NA	No [f]	No	NC	NC	NA	No [f]	No
Iron	mg/kg	176	176	57,100	23,100	Yes	No [g]	NA	NA	NA	--	19,010	NA	NA	No	--	2,313	NA	NA	No
Lead	mg/kg	247	246	2,800	26.1	Yes	Yes	235.5	235.5	40	NC	NC	90	Yes [f]	Yes [f]	NC	NC	90	Yes [f]	Yes [f]
Magnesium	mg/kg	176	176	53,700	3,030	Yes	No [g]	NA	NA	NA	NC	NC	NA	NA	No	NC	NC	NA	NA	No
Manganese	mg/kg	246	246	4,270	1,450	Yes	Yes	703.9	703.9	NA	--	1,482	NA	No	No	--	293	NA	No [e]	No
Mercury	mg/kg	247	171	1.2	0.036	Yes	Yes	0.090	0.090	NA	--	16.5	NA	No	No	--	2.3	NA	No	No
Nickel	mg/kg	176	174	50.7	21.1	Yes	Yes	19.47	19.47	NA	--	1,346	NA	No	No	--	155	NA	No	No
Potassium	mg/kg	176	176	3,710	927	Yes	No [g]	NA	NA	NA	NC	NC	NA	NA	No	NC	NC	NA	NA	No
Selenium	mg/kg	247	179	5.0	1.4	Yes	Yes	0.99	0.99	NA	NC	NC	NA	No [h]	No	NC	NC	NA	No [h]	No
Silver	mg/kg	246	40	33.2	0	Yes	Yes	1.09	1.09	NA	--	324	NA	No	No	--	38.6	NA	No	No
Sodium	mg/kg	175	79	2,320	123	Yes	No [g]	NA	NA	NA	NC	NC	NA	NA	No	NC	NC	NA	NA	No
Thallium	mg/kg	177	112	3.1	0	Yes	Yes	0.57	0.57	NA	--	4.76	NA	No	No	--	0.612	NA	No	No
Vanadium	mg/kg	176	176	35.6	31.1	Yes	Yes	22.59	22.59	NA	--	156	NA	No	No	--	44.9	NA	No	No
Zinc	mg/kg	246	244	24,900	61.8	Yes	Yes	804.2	804.2	NA	--	19,659	NA	No	No	--	2,321	NA	No	No
Pesticides and PCBs																				
Dieldrin	mg/kg	14	2	0.0054	NA	NA	Yes	0.0054	0.0054	NA	0.087	2.97	NA	No	No	0.056	0.383	NA	No	No
Heptachlor Epoxide	mg/kg	14	1	0.081	NA	NA	Yes	NA	0.081	NA	0.152	0.773	NA	No	No	0.098	0.099	NA	No	No
PCB-1254	mg/kg	14	1	0.14	NA	NA	Yes	NA	0.14	NA	0.203	0.348	NA	No	No	0.349	0.12	1	Yes	Yes

TABLE 3-1
Identification of COPCs in Surface Soil, Investigation Data for Residential Farmer Land Use
RVAAP-05 Winklepeck Burning Grounds

Detected Analyte [a]	Units	Total Samples	Results > Detection Limit	Maximum Detect	Surface Soil Background Criteria (0-1 ft bgs) [b]	Maximum Detect > Background	Data Reduction and Screening - Retained as COPC?	95% UCL	EPC	Region 9 Residential RSL [c]	Final Facility-Wide Cleanup Goals for Surface Soil (0-1 feet bgs) [d]									
											Residential Farmer									
											Adult					Child				
											CR=10^{-6}	HI=0.1	# Detect > CUG and Bkgd [e]	EPC > CUG?	COPC?	CR=10^{-6}	HI=0.1	# Detect > CUG and Bkgd [e]	EPC > CUG?	COPC?
SVOCs																				
2,4-Dinitrotoluene	mg/kg	35	5	19	NA	NA	Yes	1.75	1.75	NA	0.753	43.9	2	Yes	Yes	1.1	12.8	1	Yes	Yes
2,6-Dinitrotoluene	mg/kg	35	2	1.3	NA	NA	Yes	0.463	0.463	NA	0.769	22.4	NA	No	No	1.1	6.42	NA	No	No
2-Methylnaphthalene	mg/kg	42	10	0.67	NA	NA	Yes	0.178	0.178	NA	--	238	NA	No	No	--	30.6	NA	No	No
Acenaphthene	mg/kg	42	3	0.22	NA	NA	Yes	0.22	0.22	340	NC	NC	NA	No [f]	No	NC	NC	NA	No [f]	No
Anthracene	mg/kg	42	4	0.87	NA	NA	Yes	0.513	0.513	1,700	NC	NC	NA	No [f]	No	NC	NC	NA	No [f]	No
Benz(a)anthracene	mg/kg	42	8	2.6	NA	NA	Yes	0.373	0.373	NA	0.221	--	4	Yes	Yes	0.65	--	NA	No	No
Benzo(a)pyrene	mg/kg	42	8	2.3	NA	NA	Yes	0.321	0.321	NA	0.022	--	8	Yes	Yes	0.065	--	6	Yes	Yes
Benzo(b)fluoranthene	mg/kg	42	9	2.8	NA	NA	Yes	0.42	0.42	NA	0.221	--	6	Yes	Yes	0.65	--	NA	No	No
Benzo(ghi)perylene	mg/kg	42	6	1.1	NA	NA	Yes	0.245	0.245	NC	NC	NC	NA	NA	Yes [h]	NC	NC	NA	NA	Yes [h]
Benzo(k)fluoranthene	mg/kg	42	6	1.1	NA	NA	Yes	0.298	0.298	NA	2.21	--	NA	No	No	6.5	--	NA	No	No
Bis(2-ethylhexyl)phthalate	mg/kg	42	3	0.14	NA	NA	Yes	0.158	0.140	35	NC	NC	NA	No [f]	No	NC	NC	NA	No [f]	No
Carbazole	mg/kg	42	3	0.41	NA	NA	Yes	0.41	0.41	NA	69.4	--	NA	No	No	44.6	--	NA	No	No
Chrysene	mg/kg	42	7	2.3	NA	NA	Yes	0.333	0.333	NA	22.1	--	NA	No	No	65.0	--	NA	No	No
Dibenz(a,h)anthracene	mg/kg	42	4	0.34	NA	NA	Yes	0.173	0.173	NA	0.022	--	4	Yes	Yes	0.065	--	2	Yes	Yes
Dibenzofuran	mg/kg	42	4	0.19	NA	NA	Yes	0.18	0.18	NA	--	119	NA	No	No	--	15.3	NA	No	No
Di-n-butyl phthalate	mg/kg	42	6	26	NA	NA	Yes	1.940	1.940	610	NC	NC	NA	No [f]	No	NC	NC	NA	No [f]	No
Fluoranthene	mg/kg	42	12	5.3	NA	NA	Yes	0.615	0.615	NA	--	276	NA	No	No	--	163	NA	No	No
Fluorene	mg/kg	42	3	0.29	NA	NA	Yes	0.29	0.29	NA	--	737	NA	No	No	--	243	NA	No	No
Indeno(1,2,3-cd)pyrene	mg/kg	42	6	1.4	NA	NA	Yes	0.285	0.285	NA	0.221	--	2	Yes	Yes	0.65	--	NA	No	No
Naphthalene	mg/kg	42	7	0.18	NA	NA	Yes	0.134	0.134	NA	--	368	NA	No	No	--	122	NA	No	No
N-Nitrosodiphenylamine	mg/kg	42	2	1.5	NA	NA	No [i]	1.5	1.5	99	NC	NC	NA	No [f]	No	NC	NC	NA	No [f]	No
Phenanthrene	mg/kg	42	13	3.2	NA	NA	Yes	0.501	0.501	NC	NC	NC	NA	NA	Yes [h]	NC	NC	NA	NA	Yes [h]
Pyrene	mg/kg	42	10	4.7	NA	NA	Yes	0.578	0.578	NA	--	207	NA	No	No	--	122	NA	No	No
VOCs																				
1,2-Dimethylbenzene	mg/kg	10	1	0.02	NA	NA	Yes	NA	0.02	380	NC	NC	NA	No [f]	No	NC	NC	NA	No [f]	No
Benzene	mg/kg	20	1	0.032	NA	NA	No [i]	NA	0.032	1.1	NC	NC	NA	No [f]	No	NC	NC	NA	No [f]	No
Chloroform	mg/kg	20	4	0.023	NA	NA	Yes	0.007	0.007	0.29	NC	NC	NA	No [f]	No	NC	NC	NA	No [f]	No
Dimethylbenzene	mg/kg	20	1	0.02	NA	NA	No [i]	NA	0.02	63	NC	NC	NA	No [f]	No	NC	NC	NA	No [f]	No
Ethylbenzene	mg/kg	20	1	0.16	NA	NA	No [i]	NA	0.16	5.4	NC	NC	NA	No [f]	No	NC	NC	NA	No [f]	No
Methylene Chloride	mg/kg	20	1	0.012	NA	NA	No [i]	NA	0.012	11	NC	NC	NA	No [f]	No	NC	NC	NA	No [f]	No
Styrene	mg/kg	20	1	0.036	NA	NA	No [i]	NA	0.036	630	NC	NC	NA	No [f]	No	NC	NC	NA	No [f]	No
Toluene	mg/kg	20	9	0.19	NA	NA	Yes	0.0492	0.0492	500	NC	NC	NA	No [f]	No	NC	NC	NA	No [f]	No
Trichloroethene	mg/kg	20	1	0.0012	NA	NA	No [i]	NA	0.0012	2.8	NC	NC	NA	No [f]	No	NC	NC	NA	No [f]	No

Notes:

-- = No CUG could be quantified based on lack of approved toxicity value.
Bkgd = Background
COPC - chemical of potential concern
CR = Cumulative Risk
CUG = Cleanup Goal
EPC = exposure point concentration
ft bgs = feet below ground surface
HI = Hazard Index
mg/kg = milligrams/kilograms
NA = Not applicable
NC = Not calculated
HMX = Octahydro-1,3,5,7-tetranitro-1,3,5,7-tetrazocine
PCBs = polychlorinated biphenyls
RDX = hexahydro-1,3,5-trinitro-1,3,5-triazine
RSL = Risk Screening Level
SVOCs = Semivolatile Organic Compounds
UCL = upper confidence limit
VOCs = Volatile Organic Compounds

[a] Table only lists detected compounds.
[b] Background values are from the Final Facility-Wide Human Health Cleanup Goals for the RVAAP prepared by SAIC in March 2010. Background values for potassium and sodium are from the WBG Phase II RI prepared by SAIC for USACE in 2001.
[c] Region 9 Risk Screening Levels (RSLs) for Residential Receptor from December 2009 document.
[d] Cleanup Goals (CUGs) are from the Final Facility-Wide Human Health Cleanup Goals for the RVAAP prepared by SAIC in March 2010.
[e] The RVAAP background value is the default action level for inorganic COPCs with CUGs less than background.
[f] Retained or eliminated as a COPC based on comparison of EPC to RSL where CUGs have not been developed.
[g] Eliminated as a COPC based on the essential nutrient screen.

[h] Detected organics are automatically retained as COPCs where no CUGs (or RSLs) have been developed. Inorganics are automatically retained where no CUGs have been developed if the maximum detection is greater than the RVAAP background value (and RSLs if applicable).
[i] Eliminated as a COPC based on the frequency of detection screen.

TABLE 3-2
Identification of COPCs in Deep Surface Soil, Investigation Data for National Guard Land Use
RVAAP-05 Winklepeck Burning Grounds

Detected Analyte [a]	Units	Total Samples	Results > Detection Limit	Maximum Detect	Deep Surface Soil Background Criteria (0-4 ft bgs) [b]	Maximum Detect > Background	Data Reduction and Screening - Retained as COPC?	95% UCL	EPC	Region 9 Residential RSL [c]	Final Facility-Wide Cleanup Goals for Deep Surface Soil (0-4 feet bgs) [d]														
											National Guard														
											Dust/Fire Control Worker					Range Maintenance Soldier					Trainee				
											CR=10^{-6}	HI=0.1	# Detect > CUG and Bkgd [e]	EPC > CUG?	COPC?	CR=10^{-6}	HI=0.1	# Detect > CUG and Bkgd [e]	EPC > CUG?	COPC?	CR=10^{-6}	HI=0.1	# Detect > CUG and Bkgd [e]	EPC > CUG?	COPC?
Explosives and Propellants																									
1,3,5-Trinitrobenzene	mg/kg	162	32	490	NA	NA	Yes	23.24	23.24	NA	--	144,038	NA	No	No	--	20,584	NA	No	No	--	16,542	NA	No	No
1,3-Dinitrobenzene	mg/kg	162	4	0.26	NA	NA	Yes	0.0964	0.0964	NA	--	641	NA	No	No	--	86.1	NA	No	No	--	59.6	NA	No	No
2,4,6-Trinitrotoluene	mg/kg	162	66	3,800	NA	NA	Yes	257.7	257.7	NA	3,288	1,762	NA	No	No	495	265	NA	No	No	464	249	5	Yes	Yes
2,4-Dinitrotoluene	mg/kg	162	26	0.56	NA	NA	Yes	0.146	0.146	NA	59.6	2,896	NA	No	No	9.82	477	NA	No	No	13.4	652	NA	No	No
2,6-Dinitrotoluene	mg/kg	162	7	0.62	NA	NA	Yes	0.182	0.182	NA	61.2	1,485	NA	No	No	10.1	244	NA	No	No	13.6	331	NA	No	No
2-Amino-4,6-Dinitrotoluene	mg/kg	24	6	7.5	NA	NA	Yes	1.053	1.053	NA	--	1,507	NA	No	No	--	194	NA	No	No	--	124	NA	No	No
2-Nitrotoluene	mg/kg	162	3	4.8	NA	NA	Yes	0.496	0.496	NA	781	64,115	NA	No	No	105	8,613	NA	No	No	72.6	5,961	NA	No	No
3-Nitrotoluene	mg/kg	162	6	21.0	NA	NA	Yes	1.123	1.123	0.61	NC	NC	1	Yes [f]	Yes	NC	NC	1	Yes [f]	No	NC	NC	1	Yes [f]	Yes
4-Amino-2,6-Dinitrotoluene	mg/kg	24	8	0.93	NA	NA	Yes	0.254	0.254	NA	--	1,507	NA	No	No	--	194	NA	No	No	--	124	NA	No	No
4-Nitrotoluene	mg/kg	162	7	0.19	NA	NA	Yes	0.173	0.173	NA	10,560	64,115	NA	No	No	1,419	8,613	NA	No	No	982	5,961	NA	No	No
HMX	mg/kg	162	33	1,700	NA	NA	Yes	82	82	NA	--	151,363	NA	No	No	--	23,265	NA	No	No	--	23,464	NA	No	No
Nitrobenzene	mg/kg	162	7	0.36	NA	NA	Yes	0.0753	0.0753	4.8	NC	NC	NA	No [f]	No	NC	NC	NA	No [f]	No	NC	NC	NA	No [f]	No
Nitrocellulose	mg/kg	27	9	315	NA	NA	Yes	48.86	48.86	2.30E+07	NC	NC	NA	No [f]	No	NC	NC	NA	No [f]	No	NC	NC	NA	No [f]	No
Nitroglycerin	mg/kg	86	3	12.0	NA	NA	Yes	12	12	NA	10,560	--	NA	No	No	1,419	--	NA	No	No	982	--	NA	No	No
Nitroguanidine	mg/kg	27	1	0.091	NA	NA	Yes	0.091	0.091	610	NC	NC	NA	No [f]	No	NC	NC	NA	No [f]	No	NC	NC	NA	No [f]	No
RDX	mg/kg	162	26	9,500	NA	NA	Yes	463.1	463.1	NA	1,376	16,214	NA	No	No	192	2,263	4	Yes	Yes	145	1,711	4	Yes	Yes
Tetryl	mg/kg	162	8	0.48	NA	NA	Yes	0.241	0.241	24	NC	NC	NA	No [f]	No	NC	NC	NA	No [f]	No	NC	NC	NA	No [f]	No
Inorganics																									
Aluminum	mg/kg	290	290	50,100	17,700	Yes	Yes	13,247	13,247	NA	--	1.0E+06	NA	No	No	--	775,289	NA	No	No	--	3,496	NA	No [e]	No
Antimony	mg/kg	221	117	157	0.96	Yes	Yes	7.767	7.767	NA	--	1,030	NA	No	No	--	161	NA	No	No	--	175	NA	No	No
Arsenic	mg/kg	291	291	38.4	15.4	Yes	Yes	13.42	13.42	NA	35.7	573	NA	No	No	5.76	92.5	NA	No [e]	No	2.78	114	NA	No [e]	No
Barium	mg/kg	290	289	10,400	88.4	Yes	Yes	595.5	595.5	NA	--	810,909	NA	No	No	--	128,223	NA	No	No	--	351	41	Yes	Yes
Beryllium	mg/kg	220	132	10.9	0.88	Yes	Yes	0.669	0.669	16	NC	NC	NA	No [h]	No	NC	NC	NA	No [h]	No	NC	NC	NA	No [h]	No
Cadmium	mg/kg	290	193	877	0	Yes	Yes	27.14	27.14	NA	94,527	1,473	NA	No	No	24,133	242	NA	No	No	10.9	329	17	Yes	Yes
Calcium	mg/kg	220	213	247,000	15,800	Yes	No [g]	NA	NA	NA	NC	NC	NA	NA	NA	NC	NC	NA	NA	NA	NC	NC	NA	NA	NA
Chromium, total	mg/kg	290	290	189	17.4	Yes	Yes	20.33	20.33	NA	--	1.0E+06	NA	No	No	--	202,189	NA	No	No	--	329,763	NA	No	No
Chromium, hexavalent	mg/kg	40	14	10.1	NA	NA	Yes	3.885	3.885	NA	14,179	6,666	NA	No	No	3,620	1,103	NA	No	No	1.64	5.61	14	Yes	Yes
Cobalt	mg/kg	220	218	25.4	10.4	Yes	Yes	9.26	9.26	NA	60,768	74,531	NA	No	No	15,514	13,248	NA	No	No	7.03	14.0	NA	No [e]	No
Copper	mg/kg	220	218	16,800	17.7	Yes	Yes	539.9	539.9	NA	--	341,235	NA	No	No	--	42,486	NA	No	No	--	25,368	NA	No	No
Cyanide	mg/kg	122	12	2.8	0	Yes	Yes	0.255	0.255	160	NC	NC	NA	No [f]	No	NC	NC	NA	No [f]	No	NC	NC	NA	No [f]	No
Iron	mg/kg	220	220	163,000	23,100	Yes	No [g]	NA	NA	NA	--	1.0E+06	NA	NA	NA	--	285,369	NA	NA	NA	--	184,370	NA	NA	NA
Lead	mg/kg	291	290	2,800	26.1	Yes	Yes	214.3	214.3	40	NC	NC	97	Yes [f]	Yes	NC	NC	97	Yes [f]	Yes	NC	NC	97	Yes [f]	Yes
Magnesium	mg/kg	220	220	53,700	3,030	Yes	No [g]	NA	NA	NA	NC	NC	NA	NA	NA	NC	NC	NA	NA	NA	NC	NC	NA	NA	NA
Manganese	mg/kg	290	290	4,270	1,450	Yes	Yes	675.6	675.6	NA	--	116,634	NA	No	No	--	20,467	NA	No	No	--	35.1	NA	No [e]	No
Mercury	mg/kg	291	194	1.2	0.036	Yes	Yes	0.079	0.079	NA	--	1,659	NA	No	No	--	230	NA	No	No	--	172	NA	No	No
Nickel	mg/kg	220	218	92.7	21.1	Yes	Yes	20.89	20.89	NA	--	167,541	NA	No	No	--	20,971	NA	No	No	--	12,639	NA	No	No
Potassium	mg/kg	220	220	3,710	927	Yes	No [g]	NA	NA	NA	NC	NC	NA	NA	NA	NC	NC	NA	NA	NA	NC	NC	NA	NA	NA
Selenium	mg/kg	291	191	5.0	1.4	Yes	Yes	0.966	0.966	39	NC	NC	NA	No [h]	No	NC	NC	NA	No [h]	No	NC	NC	NA	No [h]	No
Silver	mg/kg	290	44	33.2	0	Yes	Yes	1.026	1.026	NA	--	38,421	NA	No	No	--	4,928	NA	No	No	--	3,105	NA	No	No
Sodium	mg/kg	213	91	2,320	123	Yes	No [g]	NA	NA	NA	NC	NC	NA	NA	NA	NC	NC	NA	NA	NA	NC	NC	NA	NA	NA
Thallium	mg/kg	221	132	3.1	0	Yes	Yes	0.553	0.553	NA	--	513	NA	No	No	--	68.9	NA	No	No	--	47.7	NA	No	No
Vanadium	mg/kg	220	220	44.8	31.1	Yes	Yes	22.58	22.58	NA	--	10,308	NA	No	No	--	1,697	NA	No	No	--	2,304	NA	No	No
Zinc	mg/kg	290	288	24,900	61.8	Yes	Yes	714.6	714.6	NA	--	1.0E+06	NA	No	No	--	301,090	NA	No	No	--	187,269	NA	No	No
Pesticides and PCBs																									
Dieldrin	mg/kg	16	2	0.0054	NA	NA	Yes	0.0032	0.0032	NA	11.2	321	NA	No	No	1.51	43.1	NA	No	No	0.839	29.8	NA	No	No
Endrin Ketone	mg/kg	16	1	0.0043	NA	NA	Yes	0.0043	0.0043	NC	NC	NC	1	Yes [h]	Yes	NC	NC	1	Yes [h]	Yes	NC	NC	1	Yes [h]	Yes
Heptachlor Epoxide	mg/kg	16	1	0.081	NA	NA	Yes	0.081	0.081	NA	19.7	83.4	NA	No	No	2.65	11.2	NA	No	No	1.48	7.75	NA	No	No
PCB-1254	mg/kg	16	1	0.14	NA	NA	Yes	0.14	0.14	NA	15.4	21.9	NA	No	No	2.57	3.67	NA	No	No	3.46	5.49	NA	No	No

TABLE 3-2
Identification of COPCs in Deep Surface Soil, Investigation Data for National Guard Land Use
RVAAP-05 Winklepeck Burning Grounds

Detected Analyte [a]	Units	Total Samples	Results > Detection Limit	Maximum Detect	Deep Surface Soil Background Criteria (0-4 ft bgs) [b]	Maximum Detect > Background	Data Reduction and Screening - Retained as COPC?	95% UCL	EPC	Region 9 Residential RSL [c]	Final Facility-Wide Cleanup Goals for Deep Surface Soil (0-4 feet bgs) [d]														
											National Guard														
											Dust/Fire Control Worker					Range Maintenance Soldier					Trainee				
											CR=10^{-6}	HI=0.1	# Detect > CUG and Bkgd [e]	EPC > CUG?	COPC?	CR=10^{-6}	HI=0.1	# Detect > CUG and Bkgd [e]	EPC > CUG?	COPC?	CR=10^{-6}	HI=0.1	# Detect > CUG and Bkgd [e]	EPC > CUG?	COPC?
SVOCs																									
2,4-Dinitrotoluene	mg/kg	43	5	19	NA	NA	Yes	1.46	1.46	NA	59.6	2,896	NA	No	No	9.82	477	NA	No	No	13.4	652	NA	No	No
2,6-Dinitrotoluene	mg/kg	43	2	1.3	NA	NA	Yes	0.313	0.313	NA	61.2	1,485	NA	No	No	10.1	244	NA	No	No	13.6	331	NA	No	No
2-Methylnaphthalene	mg/kg	50	12	17	NA	NA	Yes	1.981	1.981	NA	--	25,646	NA	No	No	--	3,445	NA	No	No	--	2,384	NA	No	No
Acenaphthene	mg/kg	50	4	0.44	NA	NA	Yes	0.44	0.44	340	NC	NC	NA	No [f]	No	NC	NC	NA	No [f]	No	NC	NC	NA	No [f]	No
Anthracene	mg/kg	50	6	0.87	NA	NA	Yes	0.238	0.238	1,700	NC	NC	NA	No [f]	No	NC	NC	NA	No [f]	No	NC	NC	NA	No [f]	No
Benz(a)anthracene	mg/kg	50	10	2.6	NA	NA	Yes	0.33	0.33	NA	15.1	--	NA	No	No	2.62	--	NA	No	No	4.77	--	NA	No	No
Benzo(a)pyrene	mg/kg	50	10	2.3	NA	NA	Yes	0.289	0.289	NA	1.51	--	NA	No	No	0.262	--	5	Yes	Yes	0.477	--	NA	No	No
Benzo(b)fluoranthene	mg/kg	50	11	2.8	NA	NA	Yes	0.38	0.38	NA	15.1	--	NA	No	No	2.62	--	NA	No	No	4.77	--	NA	No	No
Benzo(ghi)perylene	mg/kg	50	7	1.1	NA	NA	Yes	0.277	0.277	NC	NC	NC	7	Yes [h]	Yes	NC	NC	7	Yes [h]	Yes	NC	NC	7	Yes [h]	Yes
Benzo(k)fluoranthene	mg/kg	50	7	1.1	NA	NA	Yes	0.292	0.292	NA	151	--	NA	No	No	26.2	--	NA	No	No	47.7	--	NA	No	No
Bis(2-ethylhexyl)phthalate	mg/kg	50	3	0.14	NA	NA	Yes	0.158	0.14	35	NC	NC	NA	No [f]	No	NC	NC	NA	No [f]	No	NC	NC	NA	No [f]	No
Carbazole	mg/kg	50	4	0.41	NA	NA	Yes	0.277	0.277	NA	8,976	--	NA	No	No	1,206	--	NA	No	No	835	--	NA	No	No
Chrysene	mg/kg	50	9	2.3	NA	NA	Yes	0.294	0.294	NA	1,513	--	NA	No	No	262	--	NA	No	No	477	--	NA	No	No
Dibenz(a,h)anthracene	mg/kg	50	5	0.34	NA	NA	Yes	0.146	0.146	NA	1.51	--	NA	No	No	0.262	--	NA	No	No	0.477	--	NA	No	No
Dibenzofuran	mg/kg	50	4	0.19	NA	NA	Yes	0.184	0.184	NA	--	12,823	NA	No	No	--	1,723	NA	No	No	--	1,192	NA	No	No
Di-n-butyl phthalate	mg/kg	50	6	26	NA	NA	Yes	1.645	1.645	610	NC	NC	NA	No [f]	No	NC	NC	NA	No [f]	No	NC	NC	NA	No [f]	No
Fluoranthene	mg/kg	50	15	5.3	NA	NA	Yes	0.555	0.555	NA	--	15,778	NA	No	No	--	2,732	NA	No	No	--	5,087	NA	No	No
Fluorene	mg/kg	50	4	0.93	NA	NA	Yes	0.332	0.332	NA	--	46,870	NA	No	No	--	7,823	NA	No	No	--	11,458	NA	No	No
Indeno(1,2,3-cd)pyrene	mg/kg	50	7	1.4	NA	NA	Yes	0.288	0.288	NA	15.1	--	NA	No	No	2.62	--	NA	No	No	4.77	--	NA	No	No
Naphthalene	mg/kg	50	8	1.6	NA	NA	Yes	0.205	0.205	NA	--	23,405	NA	No	No	--	3,908	NA	No	No	--	1,541	NA	No	No
N-Nitrosodiphenylamine	mg/kg	50	2	1.5	NA	NA	No [i]	0.719	0.719	99	NC	NC	NA	No [f]	No	NC	NC	NA	No [f]	No	NC	NC	NA	No [f]	No
Phenanthrene	mg/kg	50	16	3.2	NA	NA	Yes	0.534	0.534	NC	NC	NC	16	Yes [h]	Yes	NC	NC	16	Yes [h]	Yes	NC	NC	16	Yes [h]	Yes
Pyrene	mg/kg	50	13	4.7	NA	NA	Yes	0.514	0.514	NA	--	11,833	NA	No	No	--	2,049	NA	No	No	--	3,815	NA	No	No
VOCs																									
1,2-Dimethylbenzene	mg/kg	10	1	0.02	NA	NA	Yes	0.02	0.02	380	NC	NC	NA	No [f]	No	NC	NC	NA	No [f]	No	NC	NC	NA	No [f]	No
Acetone	mg/kg	21	2	0.052	NA	NA	Yes	0.027	0.027	1.1	NC	NC	NA	No [f]	No	NC	NC	NA	No [f]	No	NC	NC	NA	No [f]	No
Benzene	mg/kg	25	1	0.032	NA	NA	No [i]	NA	NA	NA	NC	NC	NA	NA	NA	NC	NC	NA	NA	NA	NC	NC	NA	NA	NA
Chloroform	mg/kg	25	4	0.023	NA	NA	Yes	0.0062	0.0062	0.29	NC	NC	NA	No [f]	No	NC	NC	NA	No [f]	No	NC	NC	NA	No [f]	No
Dimethylbenzene	mg/kg	25	2	0.026	NA	NA	Yes	0.0208	0.0208	63	NC	NC	NA	No [f]	No	NC	NC	NA	No [f]	No	NC	NC	NA	No [f]	No
Ethylbenzene	mg/kg	25	2	0.16	NA	NA	Yes	0.16	0.16	5.4	NC	NC	NA	No [f]	No	NC	NC	NA	No [f]	No	NC	NC	NA	No [f]	No
Methylene Chloride	mg/kg	25	2	0.012	NA	NA	Yes	0.00743	0.00743	11	NC	NC	NA	No [f]	No	NC	NC	NA	No [f]	No	NC	NC	NA	No [f]	No
Styrene	mg/kg	25	1	0.036	NA	NA	No [i]	NA	NA	NA	NC	NC	NA	NA	NA	NC	NC	NA	NA	NA	NC	NC	NA	NA	NA
Toluene	mg/kg	25	13	0.19	NA	NA	Yes	0.0385	0.0385	500	NC	NC	NA	No [f]	No	NC	NC	NA	No [f]	No	NC	NC	NA	No [f]	No
Trichloroethene	mg/kg	25	1	0.0012	NA	NA	No [i]	NA	NA	NA	NC	NC	NA	NA	NA	NC	NC	NA	NA	NA	NC	NC	NA	NA	NA

Notes:

-- = No CUG could be quantified based on lack of approved toxicity value.
Bkgd = Background
COPC - chemical of potential concern
CR = Cumulative Risk
CUG = Cleanup Goal
EPC = exposure point concentration
ft bgs = feet below ground surface
HI = Hazard Index
mg/kg = milligrams/kilograms
NA = Not applicable
NC = Not calculated
HMX = Octahydro-1,3,5,7-tetranitro-1,3,5,7-tetrazocine
PCBs = polychlorinated biphenyls
RDX = hexahydro-1,3,5-trinitro-1,3,5-triazine
RSL = Risk Screening Level
SVOCs = Semivolatile Organic Compounds
UCL = upper confidence limit
VOCs = Volatile Organic Compounds

[a] Table only lists detected compounds.
[b] Background values are from the Final Facility-Wide Human Health Cleanup Goals for the RVAAP prepared by SAIC in March 2010. Background values for potassium and sodium are from the WBG Phase II RI prepared by SAIC for USACE in 2001.
[c] Region 9 Risk Screening Levels (RSLs) for Residential Receptor from December 2009 document.
[d] Cleanup Goals (CUGs) are from the Final Facility-Wide Human Health Cleanup Goals for the RVAAP prepared by SAIC in March 2010.
[e] The RVAAP background value is the default action level for inorganic COPCs with CUGs less than background.
[f] Retained or eliminated as a COPC based on comparison of EPC to RSL where CUGs have not been developed.
[g] Eliminated as a COPC based on the essential nutrient screen.
[h] Detected organics are automatically retained as COPCs where no CUGs (or RSLs) have been developed. Inorganics are automatically retained where no CUGs have been developed if the maximum detection is greater than the RVAAP background value (and RSLs if applicable).
[i] Eliminated as a COPC based on the frequency of detection screen.

TABLE 3-3
Identification of COPCs in Dry Sediment, Investigation Data for Residential Farmer Land Use
RVAAP-05 Winklepeck Burning Grounds

Detected Analyte [a]	Units	Total Samples	Results > Detection Limit	Maximum Detect	Surface Soil Background Criteria [b]	Maximum Detect > Background	Data Reduction and Screening - Retained as COPC?	95% UCL	EPC	Region 9 Residential RSL [c]	Final Facility-Wide Cleanup Goals for Surface Soil and Dry Sediment (0-1 feet bgs) [d]									
											Residential Farmer									
											Adult					Child				
											CR=10^{-6}	HI=0.1	# Detect > CUG and Bkgd [e]	EPC > CUG?	COPC?	CR=10^{-6}	HI=0.1	# Detect > CUG and Bkgd [e]	EPC > CUG?	COPC?
Explosives and Propellants																				
1,3,5-Trinitrobenzene	mg/kg	17	4	0.15	NA	NA	Yes	0.131	0.131	NA	--	1,528	NA	No	No	--	225	NA	No	No
1,3-Dinitrobenzene	mg/kg	17	1	0.044	NA	NA	Yes	0.044	0.044	NA	--	5.94	NA	No	No	--	0.765	NA	No	No
2,4,6-Trinitrotoluene	mg/kg	17	4	0.97	NA	NA	Yes	0.485	0.485	NA	32.8	21.1	NA	No	No	28.4	3.65	NA	No	No
2,4-Dinitrotoluene	mg/kg	17	1	0.037	NA	NA	Yes	0.037	0.037	NA	0.753	43.9	NA	No	No	1.1	12.8	NA	No	No
HMX	mg/kg	17	1	0.12	NA	NA	Yes	0.12	0.12	NA	--	1,909	NA	No	No	--	359	NA	No	No
Nitrobenzene	mg/kg	17	1	0.071	NA	NA	Yes	0.071	0.071	4.8	NC	NC	NA	No [f]	No	NC	NC	NA	No [f]	No
Nitroguanidine	mg/kg	2	1	0.035	NA	NA	Yes	0.035	0.035	4.8	NC	NC	NA	No [f]	No	NC	NC	NA	No [f]	No
Inorganics																				
Aluminum	mg/kg	19	19	17,900	17,700	Yes	Yes	12,514	12,514	NA	--	52,923	NA	No	No	--	7,380	NA	No [e]	No
Antimony	mg/kg	8	3	2	0.96	Yes	Yes	2.00	2	NA	--	13.6	NA	No	No	--	2.82	NA	No	No
Arsenic	mg/kg	19	19	18.1	15.4	Yes	Yes	13.42	13.42	NA	0.425	8.21	NA	No [e]	No	0.524	2.02	NA	No [e]	No
Barium	mg/kg	19	19	528	88.4	Yes	Yes	174.8	174.8	NA	--	8,966	NA	No	No	--	1,413	NA	No	No
Beryllium	mg/kg	8	4	0.6	0.88	No	No	NA	NA	NA	NC	NC	NA	NA	NA	NC	NC	NA	NA	NA
Cadmium	mg/kg	19	8	0.73	0	Yes	Yes	0.332	0.332	NA	1,249	22.3	NA	No	No	2,677	6.41	NA	No	No
Calcium	mg/kg	8	8	3,910	15,800	No	No [g]	NA	NA	NA	NC	NC	NA	NA	NA	NC	NC	NA	NA	NA
Chromium, total	mg/kg	19	19	21.3	17.4	Yes	Yes	15	15	NA	--	19,694	NA	No	No	--	8,147	NA	No	No
Chromium, hexavalent	mg/kg	1	1	5	NA	NA	Yes	5	5	NA	187	90.4	NA	No	No	401.5	19.9	NA	No	No
Cobalt	mg/kg	8	8	10.4	10.4	No	No	NA	NA	NA	803	820	NA	NA	NA	1,721	131	NA	NA	NA
Copper	mg/kg	8	8	49.1	17.7	Yes	Yes	29.96	29.96	NA	--	2,714	NA	No	No	--	311	NA	No	No
Cyanide	mg/kg	8	1	0.11	0	Yes	Yes	0.11	0.11	160	NC	NC	NA	No [f]	No	NC	NC	NA	No [f]	No
Iron	mg/kg	8	8	25,400	23,100	Yes	No [g]	NA	NA	NA	--	19,010	NA	NA	NA	--	2,313	NA	NA	NA
Lead	mg/kg	19	19	44.6	26.1	Yes	Yes	24.58	24.58	40	NC	NC	NA	No [e]	No	NC	NC	NA	No [e]	No
Magnesium	mg/kg	8	8	3,280	3,030	Yes	No [g]	NA	NA	NA	NC	NC	NA	NA	NA	NC	NC	NA	NA	NA
Manganese	mg/kg	19	19	1,050	1,450	No	No	NA	NA	NA	--	1,482	NA	NA	NA	--	293	NA	NA	NA
Mercury	mg/kg	19	5	0.16	0.036	Yes	Yes	0.0503	0.0503	NA	--	16.5	NA	No	No	--	2.3	NA	No	No
Nickel	mg/kg	8	8	28.3	21.1	Yes	Yes	21.7	21.7	NA	--	1,346	NA	No	No	--	155	NA	No	No
Potassium	mg/kg	8	8	1,970	927	Yes	No [g]	NA	NA	NA	NC	NC	NA	NA	NA	NC	NC	NA	NA	NA
Selenium	mg/kg	19	8	3.6	1.4	Yes	Yes	0.997	0.997	39	NC	NC	NA	No [f]	No	NC	NC	NA	No [f]	No
Sodium	mg/kg	8	6	161	123	Yes	No [g]	NA	NA	NA	NC	NC	NA	NA	NA	NC	NC	NA	NA	NA
Thallium	mg/kg	8	4	1.8	0	Yes	Yes	1.586	1.586	NA	--	4.76	NA	No	No	--	0.612	2	Yes	Yes
Vanadium	mg/kg	8	8	29.2	31.1	No	No	NA	NA	NA	--	156	NA	NA	NA	--	44.9	NA	NA	NA
Zinc	mg/kg	19	19	328	61.8	Yes	Yes	163.8	163.8	NA	--	19,659	NA	No	No	--	2,321	NA	No	No
Pesticides and PCBs																				
PCB-1260	mg/kg	4	1	0.032	NA	NA	Yes	0.032	0.032	NA	0.203	--	NA	No	No	0.349	--	NA	No	No

TABLE 3-3
Identification of COPCs in Dry Sediment, Investigation Data for Residential Farmer Land Use
RVAAP-05 Winklepeck Burning Grounds

Detected Analyte [a]	Units	Total Samples	Results > Detection Limit	Maximum Detect	Surface Soil Background Criteria [b]	Maximum Detect > Background	Data Reduction and Screening - Retained as COPC?	95% UCL	EPC	Region 9 Residential RSL [c]	Final Facility-Wide Cleanup Goals for Surface Soil and Dry Sediment (0-1 feet bgs) [d]									
											Residential Farmer									
											Adult					Child				
											CR=10^{-6}	HI=0.1	# Detect > CUG and Bkgd [e]	EPC > CUG?	COPC?	CR=10^{-6}	HI=0.1	# Detect > CUG and Bkgd [e]	EPC > CUG?	COPC?
SVOCs																				
Anthracene	mg/kg	5	1	0.15	NA	NA	Yes	0.15	0.15	1,700	NC	NC	NA	No [f]	No	NC	NC	NA	No [f]	No
Benz(a)anthracene	mg/kg	5	1	0.56	NA	NA	Yes	0.56	0.56	NA	0.221	--	1	Yes	Yes	0.65	--	NA	No	No
Benzo(a)pyrene	mg/kg	5	1	0.39	NA	NA	Yes	0.39	0.39	NA	0.022	--	1	Yes	Yes	0.065	--	1	Yes	Yes
Benzo(b)fluoranthene	mg/kg	5	1	0.56	NA	NA	Yes	0.56	0.56	NA	0.221	--	1	Yes	Yes	0.65	--	NA	No	No
Benzo(ghi)perylene	mg/kg	5	1	0.13	NA	NA	Yes	0.13	0.13	NC	NC	NC	1	Yes [h]	Yes	NC	NC	1	Yes [h]	Yes
Benzo(k)fluoranthene	mg/kg	5	1	0.19	NA	NA	Yes	0.19	0.19	NA	2.21	--	NA	No	No	6.5	--	NA	No	No
Chrysene	mg/kg	5	1	0.51	NA	NA	Yes	0.51	0.51	NA	22.1	--	NA	No	No	65.0	--	NA	No	No
Di-n-butyl phthalate	mg/kg	5	1	0.87	NA	NA	Yes	0.87	0.87	610	NC	NC	NA	No [f]	No	NC	NC	NA	No [f]	No
Fluoranthene	mg/kg	5	1	1.5	NA	NA	Yes	1.5	1.5	NA	--	276	NA	No	No	--	163	NA	No	No
Indeno(1,2,3-cd)pyrene	mg/kg	5	1	0.17	NA	NA	Yes	0.17	0.17	NA	0.221	--	NA	No	No	0.65	--	NA	No	No
N-Nitrosodiphenylamine	mg/kg	5	1	0.085	NA	NA	Yes	0.085	0.085	99	NC	NC	NA	No [f]	No	NC	NC	NA	No [f]	No
Phenanthrene	mg/kg	5	1	0.64	NA	NA	Yes	0.64	0.64	NC	NC	NC	1	Yes [h]	Yes	NC	NC	1	Yes [h]	Yes
Pyrene	mg/kg	5	1	0.94	NA	NA	Yes	0.94	0.94	NA	--	207	NA	No	No	--	122	NA	No	No
VOCs																				
Acetone	mg/kg	4	1	0.021	NA	NA	Yes	0.021	0.021	1.1	NC	NC	NA	No [f]	No	NC	NC	NA	No [f]	No
Chloroform	mg/kg	5	1	0.002	NA	NA	Yes	0.002	0.002	0.29	NC	NC	NA	No [f]	No	NC	NC	NA	No [f]	No
Toluene	mg/kg	5	1	0.025	NA	NA	Yes	0.025	0.025	500	NC	NC	NA	No [f]	No	NC	NC	NA	No [f]	No
Trichloroethene	mg/kg	5	1	0.0012	NA	NA	Yes	0.0012	0.0012	2.8	NC	NC	NA	No [f]	No	NC	NC	NA	No [f]	No

Notes:

-- = No CUG could be quantified based on lack of approved toxicity value.
Bkgd = Background
COPC - chemical of potential concern
CR = Cumulative Risk
CUG = Cleanup Goal
EPC = exposure point concentration
ft bgs = feet below ground surface
HI = Hazard Index
mg/kg = milligrams/kilograms
NA = Not applicable
NC = Not calculated
HMX = Octahydro-1,3,5,7-tetranitro-1,3,5,7-tetrazocine
PCBs = polychlorinated biphenyls
RDX = hexahydro-1,3,5-trinitro-1,3,5-triazine
RSL = Risk Screening Level
SVOCs = Semivolatile Organic Compounds
UCL = upper confidence limit
VOCs = Volatile Organic Compounds

[a] Table only lists detected compounds.
[b] Background values are from the *Final Facility-Wide Human Health Cleanup Goals for the RVAAP* prepared by SAIC in March 2010 or, if not available, from the WBG Phase II RI prepared by SAIC for USACE in 2001.
[c] Region 9 Risk Screening Levels (RSLs) for Residential Receptor from December 2009 document.
[d] Cleanup Goals (CUGs) are from the *Final Facility-Wide Human Health Cleanup Goals for the RVAAP* prepared by SAIC in March 2010.
[e] The RVAAP background value is the default action level for inorganic COPCs with CUGs less than background.
[f] Retained or eliminated as a COPC based on comparison of EPC to RSL where CUGs have not been developed.
[g] Eliminated as a COPC based on the essential nutrient screen.
[h] Detected organics are automatically retained as COPCs where no CUGs (or RSLs) have been developed. Inorganics are automatically retained where no CUGs (or RSLs) have been developed if the maximum detection is greater than the RVAAP background value.
[i] Eliminated as a COPC based on the frequency of detection screen.

TABLE 3-4
Identification of COPCs in Dry Sediment, Investigation Data for National Guard Land Use
RVAAP-05 Winklepeck Burning Grounds

Detected Analyte [a]	Units	Total Samples	Results > Detection Limit	Maximum Detect	Surface Soil Background Criteria [b]	Maximum Detect > Background	Data Reduction and Screening - Retained as COPC?	95% UCL	EPC	Region 9 Residential RSL [c]	Final Facility-Wide Cleanup Goals for Deep Surface Soil (0-4 feet bgs) and Dry Sediment [d]														
											National Guard														
											Dust/Fire Control Worker					Range Maintenance Soldier					Trainee				
											CR=10^{-6}	HI=0.1	# Detect > CUG and Bkgd [e]	EPC > CUG?	COPC?	CR=10^{-6}	HI=0.1	# Detect > CUG and Bkgd [e]	EPC > CUG?	COPC?	CR=10^{-6}	HI=0.1	# Detect > CUG and Bkgd [e]	EPC > CUG?	COPC?
Explosives and Propellants																									
1,3,5-Trinitrobenzene	mg/kg	17	4	0.15	NA	NA	Yes	0.131	0.131	NA	--	144,038	NA	No	No	--	20,584	NA	No	No	--	16,542	NA	No	No
1,3-Dinitrobenzene	mg/kg	17	1	0.044	NA	NA	Yes	0.044	0.044	NA	--	641	NA	No	No	--	86.1	NA	No	No	--	59.6	NA	No	No
2,4,6-Trinitrotoluene	mg/kg	17	4	0.97	NA	NA	Yes	0.485	0.485	NA	3,288	1,762	NA	No	No	495	265	NA	No	No	464	249	NA	No	No
2,4-Dinitrotoluene	mg/kg	17	1	0.037	NA	NA	Yes	0.037	0.037	NA	59.6	2,896	NA	No	No	9.82	477	NA	No	No	13.4	652	NA	No	No
HMX	mg/kg	17	1	0.12	NA	NA	Yes	0.12	0.12	NA	--	151,363	NA	No	No	--	23,265	NA	No	No	--	23,464	NA	No	No
Nitrobenzene	mg/kg	17	1	0.071	NA	NA	Yes	0.071	0.071	4.8	NC	NC	NA	No [f]	No	NC	NC	NA	No [f]	No	NC	NC	NA	No [f]	No
Nitroguanidine	mg/kg	2	1	0.035	NA	NA	Yes	0.035	0.035	4.8	NC	NC	NA	No [f]	No	NC	NC	NA	No [f]	No	NC	NC	NA	No [f]	No
Inorganics																									
Aluminum	mg/kg	19	19	17,900	17,700	Yes	Yes	12,514	12,514	NA	--	1.0E+06	NA	No	No	--	775,289	NA	No	No	--	3,496	NA	No [e]	No
Antimony	mg/kg	8	3	2	0.96	Yes	Yes	2.00	2	NA	--	1,030	NA	No	No	--	161	NA	No	No	--	175	NA	No	No
Arsenic	mg/kg	19	19	18.1	15.4	Yes	Yes	13.42	13.42	NA	35.7	573	NA	No	No	5.76	92.5	NA	No [e]	No	2.78	114	NA	No [e]	No
Barium	mg/kg	19	19	528	88.4	Yes	Yes	174.8	174.8	NA	--	810,909	NA	No	No	--	128,223	NA	No	No	--	351	NA	No	No
Beryllium	mg/kg	8	4	0.6	0.88	No	No	NA	NA	NA	NC	NC	NA	NA	NA	NC	NC	NA	NA	NA	NC	NC	NA	NA	NA
Cadmium	mg/kg	19	8	0.73	0	Yes	Yes	0.332	0.332	NA	94,527	1,473	NA	No	No	24,133	242	NA	No	No	10.9	329	NA	No	No
Calcium	mg/kg	8	8	3,910	15,800	No	No [g]	NA	NA	NA	NC	NC	NA	NA	NA	NC	NC	NA	NA	NA	NC	NC	NA	NA	NA
Chromium, total	mg/kg	19	19	21.3	17.4	Yes	Yes	15	15	NA	--	1.0E+06	NA	No	No	--	202,189	NA	No	No	--	329,763	NA	No	No
Chromium, hexavalent	mg/kg	1	1	5	NA	NA	Yes	5	5	NA	14,179	6,666	NA	No	No	3,620	1,103	NA	No	No	1.64	5.61	1	Yes	Yes
Cobalt	mg/kg	8	8	10.4	10.4	No	No	NA	NA	NA	60,768	74,531	NA	NA	NA	15,514	13,248	NA	NA	NA	7.03	14.0	NA	NA	NA
Copper	mg/kg	8	8	49.1	17.7	Yes	Yes	29.96	29.96	NA	--	341,235	NA	No	No	--	42,486	NA	No	No	--	25,368	NA	No	No
Cyanide	mg/kg	8	1	0.11	0	Yes	Yes	0.11	0.11	160	NC	NC	NA	No [f]	No	NC	NC	NA	No [f]	No	NC	NC	NA	No [f]	No
Iron	mg/kg	8	8	25,400	23,100	Yes	No [g]	NA	NA	NA	--	1.0E+06	NA	NA	NA	--	285,369	NA	NA	NA	--	184,370	NA	NA	NA
Lead	mg/kg	19	19	44.6	26.1	Yes	Yes	24.58	24.58	40	NC	NC	NA	No [e]	No	NC	NC	NA	No [e]	No	NC	NC	NA	No [e]	No
Magnesium	mg/kg	8	8	3,280	3,030	Yes	No [g]	NA	NA	NA	NC	NC	NA	NA	NA	NC	NC	NA	NA	NA	NC	NC	NA	NA	NA
Manganese	mg/kg	19	19	1,050	1,450	No	No	NA	NA	NA	--	116,634	NA	NA	NA	--	20,467	NA	NA	NA	--	35.1	NA	NA	NA
Mercury	mg/kg	19	5	0.16	0.036	Yes	Yes	0.0503	0.0503	NA	--	1,659	NA	No	No	--	230	NA	No	No	--	172	NA	No	No
Nickel	mg/kg	8	8	28.3	21.1	Yes	Yes	21.7	21.7	NA	--	167,541	NA	No	No	--	20,971	NA	No	No	--	12,639	NA	No	No
Potassium	mg/kg	8	8	1,970	927	Yes	No [g]	NA	NA	NA	NC	NC	NA	NA	NA	NC	NC	NA	NA	NA	NC	NC	NA	NA	NA
Selenium	mg/kg	19	8	3.6	1.4	Yes	Yes	0.997	0.997	39	NC	NC	NA	No [f]	No	NC	NC	NA	No [f]	No	NC	NC	NA	No [f]	No
Sodium	mg/kg	8	6	161	123	Yes	No [g]	NA	NA	NA	NC	NC	NA	NA	NA	NC	NC	NA	NA	NA	NC	NC	NA	NA	NA
Thallium	mg/kg	8	4	1.8	0	Yes	Yes	1.586	1.586	NA	--	513	NA	No	No	--	68.9	NA	No	No	--	47.7	NA	No	No
Vanadium	mg/kg	8	8	29.2	31.1	No	No	NA	NA	NA	--	10,308	NA	NA	NA	--	1,697	NA	NA	NA	--	2,304	NA	NA	NA
Zinc	mg/kg	19	19	328	61.8	Yes	Yes	163.8	163.8	NA	--	1.0E+06	NA	No	No	--	301,090	NA	No	No	--	187,269	NA	No	No
Pesticides and PCBs																									
PCB-1260	mg/kg	4	1	0.032	NA	NA	Yes	0.032	0.032	NA	15.4	--	NA	No	No	2.57	--	NA	No	No	3.46	--	NA	No	No

TABLE 3-4
Identification of COPCs in Dry Sediment, Investigation Data for National Guard Land Use
RVAAP-05 Winklepeck Burning Grounds

Detected Analyte [a]	Units	Total Samples	Results > Detection Limit	Maximum Detect	Surface Soil Background Criteria [b]	Maximum Detect > Background	Data Reduction and Screening - Retained as COPC?	95% UCL	EPC	Region 9 Residential RSL [c]	Final Facility-Wide Cleanup Goals for Deep Surface Soil (0-4 feet bgs) and Dry Sediment [d]														
											National Guard														
											Dust/Fire Control Worker					Range Maintenance Soldier					Trainee				
											CR=10^{-6}	HI=0.1	# Detect > CUG and Bkgd [e]	EPC > CUG?	COPC?	CR=10^{-6}	HI=0.1	# Detect > CUG and Bkgd [e]	EPC > CUG?	COPC?	CR=10^{-6}	HI=0.1	# Detect > CUG and Bkgd [e]	EPC > CUG?	COPC?
SVOCs																									
Anthracene	mg/kg	5	1	0.15	NA	NA	Yes	0.15	0.15	1,700	NC	NC	NA	No [f]	No	NC	NC	NA	No [f]	No	NC	NC	NA	No [f]	No
Benz(a)anthracene	mg/kg	5	1	0.56	NA	NA	Yes	0.56	0.56	NA	15.1	--	NA	No	No	2.62	--	NA	No	No	4.77	--	NA	No	No
Benzo(a)pyrene	mg/kg	5	1	0.39	NA	NA	Yes	0.39	0.39	NA	1.51	--	NA	No	No	0.262	--	1	Yes	Yes	0.477	--	NA	No	No
Benzo(b)fluoranthene	mg/kg	5	1	0.56	NA	NA	Yes	0.56	0.56	NA	15.1	--	NA	No	No	2.62	--	NA	No	No	4.77	--	NA	No	No
Benzo(ghi)perylene	mg/kg	5	1	0.13	NA	NA	Yes	0.13	0.13	NC	NC	NC	1	Yes [h]	Yes	NC	NC	1	Yes [h]	Yes	NC	NC	1	Yes [h]	Yes
Benzo(k)fluoranthene	mg/kg	5	1	0.19	NA	NA	Yes	0.19	0.19	NA	151	--	NA	No	No	26.2	--	NA	No	No	47.7	--	NA	No	No
Chrysene	mg/kg	5	1	0.51	NA	NA	Yes	0.51	0.51	NA	1,513	--	NA	No	No	262	--	NA	No	No	477	--	NA	No	No
Di-n-butyl phthalate	mg/kg	5	1	0.87	NA	NA	Yes	0.87	0.87	610	NC	NC	NA	No [f]	No	NC	NC	NA	No [f]	No	NC	NC	NA	No [f]	No
Fluoranthene	mg/kg	5	1	1.5	NA	NA	Yes	1.5	1.5	NA	--	15,778	NA	No	No	--	2,732	NA	No	No	--	5,087	NA	No	No
Indeno(1,2,3-cd)pyrene	mg/kg	5	1	0.17	NA	NA	Yes	0.17	0.17	NA	15.1	--	NA	No	No	2.62	--	NA	No	No	4.77	--	NA	No	No
N-Nitrosodiphenylamine	mg/kg	5	1	0.085	NA	NA	Yes	0.085	0.085	99	NC	NC	NA	No [f]	No	NC	NC	NA	No [f]	No	NC	NC	NA	No [f]	No
Phenanthrene	mg/kg	5	1	0.64	NA	NA	Yes	0.64	0.64	NC	NC	NC	1	Yes [h]	Yes	NC	NC	1	Yes [h]	Yes	NC	NC	1	Yes [h]	Yes
Pyrene	mg/kg	5	1	0.94	NA	NA	Yes	0.94	0.94	NA	--	11,833	NA	No	No	--	2,049	NA	No	No	--	3,815	NA	No	No
VOCs																									
Acetone	mg/kg	4	1	0.021	NA	NA	Yes	0.021	0.021	1.1	NC	NC	NA	No [f]	No	NC	NC	NA	No [f]	No	NC	NC	NA	No [f]	No
Chloroform	mg/kg	5	1	0.002	NA	NA	Yes	0.002	0.002	0.29	NC	NC	NA	No [f]	No	NC	NC	NA	No [f]	No	NC	NC	NA	No [f]	No
Toluene	mg/kg	5	1	0.025	NA	NA	Yes	0.025	0.025	500	NC	NC	NA	No [f]	No	NC	NC	NA	No [f]	No	NC	NC	NA	No [f]	No
Trichloroethene	mg/kg	5	1	0.0012	NA	NA	Yes	0.0012	0.0012	2.8	NC	NC	NA	No [f]	No	NC	NC	NA	No [f]	No	NC	NC	NA	No [f]	No

Notes:

-- = No CUG could be quantified based on lack of approved toxicity value.
Bkgd = Background
COPC - chemical of potential concern
CR = Cumulative Risk
CUG = Cleanup Goal
EPC = exposure point concentration
ft bgs = feet below ground surface
HI = Hazard Index
mg/kg = milligrams/kilograms
NA = Not applicable
NC = Not calculated
HMX = Octahydro-1,3,5,7-tetranitro-1,3,5,7-tetrazocine
PCBs = polychlorinated biphenyls
RDX = hexahydro-1,3,5-trinitro-1,3,5-triazine
RSL = Risk Screening Level
SVOCs = Semivolatile Organic Compounds
UCL = upper confidence limit
VOCs = Volatile Organic Compounds

[a] Table only lists detected compounds.
[b] Background values are from the *Final Facility-Wide Human Health Cleanup Goals for the RVAAP* prepared by SAIC in March 2010. Background values for potassium and sodium are from the WBG Phase II RI prepared by SAIC for USACE in 2001.
[c] Region 9 Risk Screening Levels (RSLs) for Residential Receptor from December 2009 document.
[d] Cleanup Goals (CUGs) are from the *Final Facility-Wide Human Health Cleanup Goals for the RVAAP* prepared by SAIC in March 2010.
[e] The RVAAP background value is the default action level for inorganic COPCs with CUGs less than background.
[f] Retained or eliminated as a COPC based on comparison of EPC to RSL where CUGs have not been developed.
[g] Eliminated as a COPC based on the essential nutrient screen.
[h] Detected organics are automatically retained as COPCs where no CUGs (or RSLs) have been developed. Inorganics are automatically retained where no CUGs have been developed if the maximum detection is greater than the RVAAP background value (and RSLs if applicable).
[i] Eliminated as a COPC based on the frequency of detection screen.

TABLE 3-5
Identification of COPCs in Subsurface Soil, Investigation Data for Residential Farmer Land Use
RVAAP-05 Winklepeck Burning Grounds

Detected Analyte [a]	Units	Total Samples	Results > Detection Limit	Maximum Detect	Subsurface Soil Background Criteria [b]	Maximum Detect > Background	Data Reduction and Screening - Retained as COPC?	95% UCL	EPC	Region 9 Residential RSL [c]	Final Facility-Wide Cleanup Goals for Subsurface Soil (1-13 ft bgs) [d]									
											Residential Farmer									
											Adult					Child				
											CR=10^{-6}	HI=0.1	# Detect > CUG and Bkgd [e]	EPC > CUG?	COPC?	CR=10^{-6}	HI=0.1	# Detect > CUG and Bkgd [e]	EPC > CUG?	COPC?
Explosives and Propellants																				
1,3,5-Trinitrobenzene	mg/kg	68	21	8.7	NA	NA	Yes	1.310	1.310	NA	--	1,528	NA	No	No	--	225	NA	No	No
1,3-Dinitrobenzene	mg/kg	68	2	0.26	NA	NA	Yes	NA	0.26	NA	--	5.94	NA	No	No	--	0.765	NA	No	No
2,4,6-Trinitrotoluene	mg/kg	68	36	5,200	NA	NA	Yes	719.3	719.3	NA	32.8	21.1	7	Yes	Yes	28.4	3.65	11	Yes	Yes
2,4-Dinitrotoluene	mg/kg	68	13	2.8	NA	NA	Yes	0.232	0.232	NA	0.753	43.9	NA	No	No	1.1	12.8	NA	No	No
2,6-Dinitrotoluene	mg/kg	68	4	0.22	NA	NA	Yes	0.216	0.216	NA	0.769	22.4	NA	No	No	1.1	6.42	NA	No	No
2-Amino-4,6-Dinitrotoluene	mg/kg	37	4	7.5	NA	NA	Yes	1.908	1.908	NA	--	12.8	NA	No	No	--	1.54	1	Yes	Yes
2-Nitrotoluene	mg/kg	68	2	4.8	NA	NA	Yes	0.770	0.770	NA	6.03	594	NA	No	No	3.88	76.5	NA	No	No
3-Nitrotoluene	mg/kg	68	4	0.12	NA	NA	Yes	0.120	0.120	0.61	NC	NC	NA	No [f]	No	NC	NC	NA	No [f]	No
4-Amino-2,6-Dinitrotoluene	mg/kg	37	3	0.24	NA	NA	Yes	0.240	0.240	NA	--	12.8	NA	No	No	--	1.54	NA	No	No
4-Nitrotoluene	mg/kg	68	4	0.16	NA	NA	Yes	0.148	0.148	NA	81.6	594	NA	No	No	52.5	76.5	NA	No	No
HMX	mg/kg	68	23	27	NA	NA	Yes	3.044	3.044	NA	--	1,909	NA	No	No	--	359	NA	No	No
Nitrobenzene	mg/kg	68	6	0.36	NA	NA	Yes	0.083	0.083	4.8	NC	NC	NA	No [f]	No	NC	NC	NA	No [f]	No
Nitrocellulose	mg/kg	6	3	88.4	NA	NA	Yes	88.4	88.4	2.30E+07	NC	NC	NA	No [f]	No	NC	NC	NA	No [f]	No
Nitroglycerin	mg/kg	68	1	7.4	NA	NA	Yes	NA	7.4	NA	81.6	--	NA	No	No	52.5	--	NA	No	No
RDX	mg/kg	68	19	260	NA	NA	Yes	48.96	48.96	NA	11.5	163	6	Yes	Yes	8.03	22.7	6	Yes	Yes
Tetryl	mg/kg	68	7	0.24	NA	NA	Yes	0.161	0.161	24	NC	NC	NA	No [f]	No	NC	NC	NA	No [f]	No
Inorganics																				
Aluminum	mg/kg	83	83	20,000	19,500	Yes	Yes	12,259	12,259	NA	--	52,923	NA	No	No	--	7,380	NA	No [e]	No
Antimony	mg/kg	83	44	27.6	0.96	Yes	Yes	4.068	4.068	NA	--	13.6	NA	No	No	--	2.82	8	Yes	Yes
Arsenic	mg/kg	83	83	38.4	19.8	Yes	Yes	16.04	16.04	NA	0.425	8.21	NA	No [e]	No	0.524	2.02	NA	No [e]	No
Barium	mg/kg	83	83	1,040	124	Yes	Yes	181.2	181.2	NA	--	8,966	NA	No	No	--	1,413	NA	No	No
Beryllium	mg/kg	83	51	1.3	0.88	Yes	Yes	0.481	0.481	NA	NC	NC	NA	No [h]	No	NC	NC	NA	No [h]	No
Cadmium	mg/kg	83	34	201	0	Yes	Yes	15.45	15.45	NA	1,249	22.3	NA	No	No	2,677	6.41	4	Yes	Yes
Calcium	mg/kg	83	82	35,700	35,500	Yes	No [g]	NA	NA	NA	NC	NC	NA	NA	No	NC	NC	NA	NA	NA
Chromium, total	mg/kg	83	83	80.9	27.2	Yes	Yes	20.28	20.28	NA	--	19,694	NA	No	No	--	8,147	NA	No	No
Chromium, hexavalent	mg/kg	12	2	2.8	NA	NA	Yes	2.8	2.8	NA	187	90.4	NA	No	No	401.5	19.9	NA	No	No
Cobalt	mg/kg	83	83	25.4	23.2	Yes	Yes	11.43	11.43	NA	803	820	NA	No	No	1,721	131	NA	No	No
Copper	mg/kg	83	83	428	32.3	Yes	Yes	71.20	71.20	NA	--	2,714	NA	No	No	--	311	NA	No	No
Iron	mg/kg	83	83	163,000	35,200	Yes	No [g]	NA	NA	NA	--	19,010	NA	NA	No	--	2,313	NA	NA	NA
Lead	mg/kg	83	83	1,130	19.1	Yes	Yes	157.6	157.6	40	NC	NC	13	Yes [f]	Yes	NC	NC	13	Yes [f]	Yes
Magnesium	mg/kg	83	83	11,100	8,790	Yes	No [g]	NA	NA	NA	NC	NC	NA	NA	No	NC	NC	NA	NA	NA
Manganese	mg/kg	83	83	3,470	3,030	Yes	Yes	570.6	570.6	NA	--	1,482	NA	No [e]	No	--	293	NA	No [e]	No
Mercury	mg/kg	83	48	0.065	0.044	Yes	Yes	0.026	0.026	NA	--	16.5	NA	No	No	--	2.27	NA	No	No
Nickel	mg/kg	83	83	92.7	60.7	Yes	Yes	27.00	27.00	NA	--	1,346	NA	No	No	--	155	NA	No	No
Potassium	mg/kg	83	83	3,490	3,350	Yes	No [g]	NA	NA	NA	NC	NC	NA	NA	No	NC	NC	NA	NA	NA
Selenium	mg/kg	83	23	4.6	1.5	Yes	Yes	0.821	0.821	NA	NC	NC	NA	No [h]	No	NC	NC	NA	No [h]	No
Silver	mg/kg	83	7	5.7	0	Yes	Yes	1.062	1.062	NA	--	324	NA	No	No	--	38.6	NA	No	No
Sodium	mg/kg	76	25	1,780	145	Yes	No [g]	NA	NA	NA	NC	NC	NA	NA	No	NC	NC	NA	NA	NA
Thallium	mg/kg	83	49	1.1	0.91	Yes	Yes	0.506	0.506	NA	--	4.76	NA	No	No	--	0.612	NA	No	No
Vanadium	mg/kg	83	83	44.8	37.6	Yes	Yes	21.73	21.73	NA	--	156.00	NA	No	No	--	44.9	NA	No	No
Zinc	mg/kg	83	82	2,390	93.3	Yes	Yes	230.2	230.2	NA	--	19,659	NA	No	No	--	2,321	NA	No	No
Pesticides and PCBs																				
Endrin Ketone	mg/kg	3	1	0.0043	NA	NA	Yes	NA	0.0043	NC	NC	NC	NA	NA	Yes [h]	NC	NC	NA	NA	Yes [h]
Heptachlor Epoxide	mg/kg	3	1	0.05	NA	NA	Yes	NA	0.05	NA	0.152	0.773	NA	No	No	0.098	0.099	NA	No	No

TABLE 3-5
Identification of COPCs in Subsurface Soil, Investigation Data for Residential Farmer Land Use
RVAAP-05 Winklepeck Burning Grounds

Detected Analyte [a]	Units	Total Samples	Results > Detection Limit	Maximum Detect	Subsurface Soil Background Criteria [b]	Maximum Detect > Background	Data Reduction and Screening - Retained as COPC?	95% UCL	EPC	Region 9 Residential RSL [c]	Final Facility-Wide Cleanup Goals for Subsurface Soil (1-13 ft bgs) [d]									
											Residential Farmer									
											Adult					Child				
											CR=10^{-6}	HI=0.1	# Detect > CUG and Bkgd [e]	EPC > CUG?	COPC?	CR=10^{-6}	HI=0.1	# Detect > CUG and Bkgd [e]	EPC > CUG?	COPC?
SVOCs																				
Acenaphthene	mg/kg	12	1	0.44	NA	NA	Yes	0.185	0.185	340	NC	NC	NA	No [f]	No	NC	NC	NA	No [f]	No
Anthracene	mg/kg	12	2	0.16	NA	NA	Yes	0.160	0.16	1,700	NC	NC	NA	No [f]	No	NC	NC	NA	No [f]	No
Benz(a)anthracene	mg/kg	12	3	0.48	NA	NA	Yes	0.480	0.48	NA	0.221	--	1	Yes	Yes	0.65	--	NA	No	No
Benzo(a)pyrene	mg/kg	12	3	0.5	NA	NA	Yes	0.300	0.3	NA	0.022	--	3	Yes	Yes	0.065	--	2	Yes	Yes
Benzo(b)fluoranthene	mg/kg	12	3	0.7	NA	NA	Yes	0.403	0.403	NA	0.221	--	2	Yes	Yes	0.65	--	NA	No	No
Benzo(ghi)perylene	mg/kg	12	2	0.31	NA	NA	Yes	0.390	0.31	NC	NC	NC	2	Yes [h]	Yes	NC	NC	2	Yes [h]	Yes
Benzo(k)fluoranthene	mg/kg	12	2	0.29	NA	NA	Yes	0.354	0.29	NA	2.21	--	NA	No	No	6.5	--	NA	No	No
Carbazole	mg/kg	12	1	0.086	NA	NA	Yes	0.086	0.086	NA	69.4	--	NA	No	No	44.6	--	NA	No	No
Chrysene	mg/kg	12	3	0.56	NA	NA	Yes	0.291	0.291	NA	22.1	--	NA	No	No	65.0	--	NA	No	No
Dibenz(a,h)anthracene	mg/kg	12	1	0.076	NA	NA	Yes	0.076	0.076	NA	0.022	--	1	Yes	Yes	0.065	--	1	Yes	Yes
Fluoranthene	mg/kg	12	4	1.2	NA	NA	Yes	0.542	0.542	NA	--	276	NA	No	No	--	163	NA	No	No
Fluorene	mg/kg	12	1	0.93	NA	NA	Yes	0.930	0.93	NA	--	737	NA	No	No	--	243	NA	No	No
Indeno(1,2,3-cd)pyrene	mg/kg	12	2	0.37	NA	NA	Yes	0.466	0.37	NA	0.221	--	1	Yes	Yes	0.65	--	NA	No	No
Naphthalene	mg/kg	12	1	1.6	NA	NA	Yes	1.6	1.6	NA	--	368	NA	No	No	--	122	NA	No	No
Phenanthrene	mg/kg	12	4	3.2	NA	NA	Yes	0.917	0.917	NC	NC	NC	4	Yes [h]	Yes	NC	NC	4	Yes [h]	Yes
Pyrene	mg/kg	12	4	0.91	NA	NA	Yes	0.543	0.543	NA	--	207	NA	No	No	--	122	NA	No	No
VOCs																				
Acetone	mg/kg	8	2	0.052	NA	NA	Yes	0.059	0.052	6,100	NC	NC	NA	No [f]	No	NC	NC	NA	No [f]	No
Dimethylbenzene	mg/kg	8	1	0.026	NA	NA	Yes	0.026	0.026	63	NC	NC	NA	No [f]	No	NC	NC	NA	No [f]	No
Ethylbenzene	mg/kg	8	1	0.021	NA	NA	Yes	0.021	0.021	5.4	NC	NC	NA	No [f]	No	NC	NC	NA	No [f]	No
Methylene Chloride	mg/kg	8	1	0.0066	NA	NA	Yes	0.0066	0.0066	11	NC	NC	NA	No [f]	No	NC	NC	NA	No [f]	No
Toluene	mg/kg	8	5	0.011	NA	NA	Yes	0.0053	0.00534	500	NC	NC	NA	No [f]	No	NC	NC	NA	No [f]	No

Notes:

-- = No CUG could be quantified based on lack of approved toxicity value.
Bkgd = Background
COPC - chemical of potential concern
CR = Cumulative Risk
CUG = Cleanup Goal
EPC = exposure point concentration
ft bgs = feet below ground surface
HI = Hazard Index
mg/kg = milligrams/kilograms
NA = Not applicable
NC = Not calculated
HMX = Octahydro-1,3,5,7-tetranitro-1,3,5,7-tetrazocine
PCBs = polychlorinated biphenyls
RDX = hexahydro-1,3,5-trinitro-1,3,5-triazine
RSL = Risk Screening Level
SVOCs = Semivolatile Organic Compounds
UCL = upper confidence limit
VOCs = Volatile Organic Compounds

[a] Table only lists detected compounds.
[b] Background values are from the Final Facility-Wide Human Health Cleanup Goals for the RVAAP prepared by SAIC in March 2010. Background values for potassium and sodium are from the WBG Phase II RI prepared by SAIC for USACE in 2001.
[c] Region 9 Risk Screening Levels (RSLs) for Residential Receptor from December 2009 document.
[d] Cleanup Goals (CUGs) are from the Final Facility-Wide Human Health Cleanup Goals for the RVAAP prepared by SAIC in March 2010.
[e] The RVAAP background value is the default action level for inorganic COPCs with CUGs less than background.
[f] Retained or eliminated as a COPC based on comparison of EPC to RSL where CUGs have not been developed.
[g] Eliminated as a COPC based on the essential nutrient screen.
[h] Detected organics are automatically retained as COPCs where no CUGs (or RSLs) have been developed. Inorganics are automatically retained where no CUGs have been developed if the maximum detection is greater than the RVAAP background value (and RSLs if applicable).

TABLE 3-9a
Detected Analytes in Deep Surface Soil, Confirmation Data for National Guard Land Use
RVAAP-05 Winklepeck Burning Grounds

Detected Analyte	Deep Surface Soil Background Criteria (0-4 feet bgs)	Fianl FWCUGs for Deep Surface Soil (0-4 ft bgs)						WBGcs-070M-FLR-SO	WBGcs-070M-SDW-SO	WBGcs-243M-FLR-SO	WBGcs-243M-SDW-SO	WBGcs-071/401m-SDW-SO	WBGcs-071/401m-FLR2-SO	WBGcs-071/401m-SDW2-SO	WBGcs-071/401m-FLR2b-SO	WBGcs-071/401m-SDW2b-SO	WBGcs-P70m-SFC-SO	WBGcs-P61m-SDW-SO	WBGcs-P61m-BOT-SO	WBGcs-P61Am-BOT(W)-SO	WBGcs-P61Am-BOT(E)-SO	WBGcs-P61m-BERM2-SO
		National Guard																				
		Dust/Fire Control Worker		Range Maintenance Soldier		Trainee																
		CR=10^{-5}	HI=1	CR=10^{-5}	HI=1	CR=10^{-5}	HI=1															
Station								**WBGcs-070M-FLR**	**WBGcs-070M-SDW**	**WBGcs-243M-FLR**	**WBGcs-243M-SDW**	**WBGcs-071/401m-SDW**	**WBGcs-071/401m-FLR**	**WBGcs-071/401m-SDW**	**WBGcs-071/401m-FLR**	**WBGcs-071/401m-SDW**	**WBGcs-P70m-SFC**	**WBGcs-P61m-SDW**	**WBGcs-P61m-BOT**	**WBGcs-P61Am-BOT(W)**	**WBGcs-P61Am-BOT(E)**	**WBGcs-P61m-BERM2**
Sample Date								**4/21/2005**	**4/21/2005**	**4/21/2005**	**4/21/2005**	**11/6/2008**	**12/15/2008**	**12/15/2008**	**1/12/2009**	**1/12/2009**	**11/24/2008**	**11/24/2008**	**11/24/2008**	**11/6/2008**	**11/6/2008**	**12/4/2008**
Surface Elevation (ft bgs) Relative to Historical Grade								**1**	**1**	**1**	**1**	**1.5**	**2**	**2**	**2**	**2**	**0**	**Varies >1**	**Varies >1**	**Varies >1**	**Varies >1**	**Varies >1**
Sample Interval (ft)								**0.5**	**0.5**	**0.5**	**0.5**	**0.25**	**0.25**	**0.25**	**0.5**	**0.50**	**0.25**	**0.25**	**0.25**	**0.25**	**0.25**	**0.25**
Surface Elevation (ft bgs) Relative to Design/Constructed Grade								**1**	**1**	**1**	**1**	**1.5**	**2**	**2**	**2**	**2**	**0**	**0**	**0**	**1**	**0**	**0**
Units	**mg/kg**	**mg/kg**	**mg/kg**	**mg/kg**	**mg/kg**	**mg/kg**	**mg/kg**	**mg/kg**	**mg/kg**	**mg/kg**	**mg/kg**	**mg/kg**	**mg/kg**	**mg/kg**	**mg/kg**	**mg/kg**	**mg/kg**	**mg/kg**	**mg/kg**	**mg/kg**	**mg/kg**	**mg/kg**
Explosives																						
1,3,5-Trinitrobenzene	NA	--	1.0E+06	--	205,835	--	165,422	NT	NT	NT	NT	NR	0.69 J	0.49 J	NT	NT	0.24 U	0.036 J	0.56	NR	NR	0.25 U
2,4,6-Trinitrotoluene	NA	32,883	17,616	4,950	2,652	4,643	2,488	NT	NT	NT	NT	1600	44	110	NT	NT	12	0.38	5.2	2.7	12	0.078 J
2,4-Dinitrotoluene	NA	596	28,957	98.2	4,772	134	6,519	NT	NT	NT	NT	NR	1.2 U	0.54 J	NT	NT	0.24 U	0.027 J	0.13 J	NR	NR	0.25 U
2-Amino-4,6-Dinitrotoluene	NA	--	15,069	--	1,943	--	1,237	NT	NT	NT	NT	NR	0.72 J	3 U	NT	NT	0.36	0.26 J	0.7	NR	NR	0.3 U
4-Amino-2,6-Dinitrotoluene	NA	--	15,069	--	1,943	--	1,237	NT	NT	NT	NT	NR	0.87 J	1.2 J	NT	NT	0.77	0.17 J	0.7	NR	NR	0.25 U
HMX	NA	--	1.0E+06	--	232,653	--	234,645	NT	NT	NT	NT	NR	11	6.3	NT	NT	4.3	0.16 J	1	NR	NR	0.24 J
Nitrobenzene	NA	NC	NC	NC	NC	NC	NC	NT	NT	NT	NT	NR	1.2 U	2.5 U	NT	NT	0.24 U	0.24 U	0.26	NR	NR	0.25 U
Nitroglycerin	NA	105,602	--	14,186	--	9,818	--	NT	NT	NT	NT	NR	2.5 U	5 U	NT	NT	0.49 U	0.49 U	7.8	NR	NR	0.5 U
RDX	NA	13,757	162,136	1,920	22,629	1,452	17,113	0.17 J	0.28	0.20 U	7.2	570	43	15	NT	NT	18	0.20 J	1.8	0.089 J	0.25 U	0.3
SVOCs																						
Benz(a)anthracene	NA	151	--	26.2	--	47.7	--	NT	NT	NT	NT	NT	NT	NT	0.031	0.9	0.31	1.5	7.8	1.4	4.3	0.096
Benzo(a)pyrene	NA	15.1	--	2.62	--	4.77	--	NT	NT	NT	NT	NT	NT	NT	0.033	1.0	0.31	1.3	6.7	1.2	3.9	0.086
Benzo(b)fluoranthene	NA	151	--	26.2	--	47.7	--	NT	NT	NT	NT	NT	NT	NT	0.04	1.6	0.48	1.6	7.8	1.5	5.4	0.12
Dibenz(a,h)anthracene	NA	15.1	--	2.62	--	4.77	--	NT	NT	NT	NT	NT	NT	NT	0.0068 U	0.24	0.028 U	0.21	1.4	0.25	0.8	0.0068 U
Indeno(1,2,3-cd)pyrene	NA	151	--	26.2	--	47.7	--	NT	NT	NT	NT	NT	NT	NT	0.022	0.75	0.18	0.74	3.4	0.66	2.3	0.064

Notes:

-- = No CUG could be quantified based on lack of approved toxicity value.
CR = Cumulative Risk
ft bgs = feet below ground surface
HI = Hazard Index
mg/kg = milligrams/kilograms
NC = Not calculated
NR = Not reported
NT = Not tested
HMX = Octahydro-1,3,5,7-tetranitro-1,3,5,7-tetrazocine
J = estimated value below reporting limit
RDX = hexahydro-1,3,5-trinitro-1,3,5-triazine
SVOCs = Semivolatile Organic Compounds
U = Result not detected at indicated laboratory reporting limit.

1. Table only lists detected compounds.
1. Shaded cells indicate exceedance of most restrictive risk-based cleanup goal for surface soil from the *Final Facility-Wide Human Health Cleanup Goals for the RVAAP*, SAIC, March 2010.

Appendix B

Tables and ProUCL Output Associated with Calculating Exposure Point Concentrations and Screening Deeper than 4’ Below Ground Surface

Identification of COPCs in Subsurface Soil
(4-Deepest), Investigation Data for Applicable National Guard Receptors
RVAAP-05 Winklepeck Burning Grounds

Detected Analyte [a]	Units	Total Samples	Results > Detection Limit	Maximum Detect	Deep Surface Soil Background Criteria (4'-Deepest) [b]	Maximum Detect > Background	Data Reduction and Screening - Retained as COPC?	95% UCL	EPC	Region 9 Residential RSL [c]	Final Facility-Wide Cleanup Goals for Deep Surface Soil (4'-Deepest) [d]											
											National Guard											
											Dust/Fire Control Worker				Range Maintenance Soldier				Trainee			
											CR=10^{-6}	HI=0.1	EPC > CUG?	COPC?	CR=10^{-6}	HI=0.1	EPC > CUG?	COPC?	CR=10^{-6}	HI=0.1	EPC > CUG?	COPC?
Explosives and Propellants																						
1,3,5-Trinitrobenzene	mg/kg	36	7	8.7	NA	NA	No	0.86	0.86	NA	--	144,038	No	No	--	20,584	No	No	--	16,542	No	No
1,3-Dinitrobenzene	mg/kg	36	1	0.00	NA	NA	No	-	0.0000	NA	--	641	No	No	--	86.1	No	No	--	59.6	No	No
2,4,6-Trinitrotoluene	mg/kg	36	14	5,200	NA	NA	No	1,987.0	1,987.0	NA	3,288	1,762	Yes	Yes	495	265	Yes	Yes	464	249	Yes	Yes
2,4-Dinitrotoluene	mg/kg	36	2	2.80	NA	NA	No	-	2.800	NA	59.6	2,896	No	No	9.82	477	No	No	13.4	652	No	No
2,6-Dinitrotoluene	mg/kg	36	1	0.07	NA	NA	No	-	0.065	NA	61.2	1,485	No	No	10.1	244	No	No	13.6	331	No	No
2-Amino-4,6-Dinitrotoluene	mg/kg	27	2	1.4	NA	NA	No	0.583	0.583	NA	--	1,507	No	No	--	194	No	No	--	124	No	No
2-Nitrotoluene	mg/kg	36	1	0.1	NA	NA	No	-	0.082	NA	781	64,115	No	No	105	8,613	No	No	72.6	5,961	No	No
3-Nitrotoluene	mg/kg	36	1	0.1	NA	NA	No	-	0.065	0.61	NC	NC	No	No	NC	NC	No	No	NC	NC	No	No
4-Amino-2,6-Dinitrotoluene	mg/kg	36	1	0.24	NA	NA	No	-	0.240	NA	--	1,507	No	No	--	194	No	No	--	124	No	No
4-Nitrotoluene	mg/kg	36	4	0.75	NA	NA	No	0.296	0.296	NA	10,560	64,115	No	No	1,419	8,613	No	No	982	5,961	No	No
HMX	mg/kg	36	8	7	NA	NA	No	1	1	NA	--	151,363	No	No	--	23,265	No	No	--	23,464	No	No
Nitrobenzene	mg/kg	36	1	0.04	NA	NA	No	-	0.0390	4.8	NC	NC	No	No	NC	NC	No	No	NC	NC	No	No
Nitrocellulose	mg/kg	2	1	3.2	NA	NA	No	-	3.20	2.30E+07	NC	NC	No	No	NC	NC	No	No	NC	NC	No	No
RDX	mg/kg	36	11	260	NA	NA	No	122.7	122.7	NA	1,376	16,214	No	No	192	2,263	No	No	145	1,711	No	No
Tetryl	mg/kg	36	4	0.24	NA	NA	No	0.240	0.240	24	NC	NC	No	No	NC	NC	No	No	NC	NC	No	No
Inorganics																						
Aluminum	mg/kg	39	39	16,400	19,500	No	No	NA	NA	NA	--	1.0E+06	NA	NA	--	775,289	NA	NA	--	3,496	NA	NA
Antimony	mg/kg	39	20	9.4	0.96	Yes	Yes	1.771	1.771	NA	--	1,030	No	No	--	161	No	#REF!	--	175	No	#REF!
Arsenic	mg/kg	39	39	28.8	19.8	Yes	Yes	16.41	16.41	NA	35.7	573	NA	NA	5.76	92.5	NA	NA	2.78	114	NA	NA
Barium	mg/kg	39	39	367	124	Yes	Yes	114.9	114.9	NA	--	810,909	No	No	--	128,223	No	No	--	351	No	No
Beryllium	mg/kg	39	29	0.88	0.88	No	No	NA	NA	16	NC	NC	No	No	NC	NC	No	No	NC	NC	NA	NA
Cadmium	mg/kg	39	20	69.1	0	Yes	Yes	21.75	21.75	NA	94,527	1,473	No	No	24,133	242	No	No	10.9	329	Yes	Yes
Calcium	mg/kg	39	39	35,700	35,500	Yes	Yes	15783.00	NA	NA	NC	NC	No	No	NC	NC	No	No	NC	NC	No	No
Chromium, total	mg/kg	39	39	28.8	27.2	Yes	Yes	17.84	17.84	NA	--	1.0E+06	No	No	--	202,189	No	No	--	329,763	No	No
Chromium, hexavalent	mg/kg	9	2	2.8	NA	NA	No	2.800	2.800	NA	14,179	6,666	No	No	3,620	1,103	No	No	1.64	5.61	Yes	Yes
Cobalt	mg/kg	39	39	18.2	23.2	No	No	11.89	11.89	NA	60,768	74,531	NA	NA	15,514	13,248	NA	NA	7.03	14.0	NA	NA
Copper	mg/kg	39	39	220	32.3	Yes	Yes	54.5	54.5	NA	--	341,235	No	No	--	42,486	No	No	--	25,368	No	No
Iron	mg/kg	39	39	41,400	35,200	Yes	Yes	27556.00	NA	NA	--	1.0E+06	NA	NA	--	285,369	NA	NA	--	184,370	NA	NA
Lead	mg/kg	39	39	173	19.1	Yes	Yes	56.0	56.0	40	NC	NC	Yes	Yes	NC	NC	Yes	Yes	NC	NC	Yes	Yes
Magnesium	mg/kg	39	39	11,100	8,790	Yes	Yes	4730.00	NA	NA	NC	NC	No	No	NC	NC	No	No	NC	NC	No	No
Manganese	mg/kg	39	39	1,270	3,030	No	No	525.9	525.9	NA	--	116,634	NA	NA	--	20,467	NA	NA	--	35.1	NA	NA
Mercury	mg/kg	39	25	0.065	0.044	Yes	Yes	0.025	0.025	NA	--	1,659	No	No	--	230	No	No	--	172	No	No
Nickel	mg/kg	39	39	46.8	60.7	No	No	27.03	27.03	NA	--	167,541	No	No	--	20,971	No	No	--	12,639	No	No
Potassium	mg/kg	39	39	3,490	3,350	Yes	Yes	1842.00	NA	NA	NC	NC	No	No	NC	NC	No	No	NC	NC	No	No
Selenium	mg/kg	39	11	1.9	1.5	Yes	Yes	0.620	0.620	39	NC	NC	No	No	NC	NC	No	No	NC	NC	No	No
Silver	mg/kg	39	3	0.78	0	Yes	Yes	0.780	0.780	NA	--	38,421	No	No	--	4,928	No	No	--	3,105	No	No
Sodium	mg/kg	38	13	389	145	Yes	Yes	102.50	NA	NA	NC	NC	No	No	NC	NC	No	No	NC	NC	No	No
Thallium	mg/kg	39	29	0.76	0.91	No	No	0.489	0.489	NA	--	513	No	No	--	68.9	No	No	--	47.7	No	No
Vanadium	mg/kg	39	39	28	37.6	No	No	20.27	20.27	NA	--	10,308	No	No	--	1,697	No	No	--	2,304	No	No
Zinc	mg/kg	39	39	890	93.3	Yes	Yes	218.0	218.0	NA	--	1.0E+06	No	No	--	301,090	No	No	--	187,269	No	No

Identification of COPCs in Subsurface Soil
(4-Deepest), Investigation Data for Applicable National Guard Receptors
RVAAP-05 Winklepeck Burning Grounds

Detected Analyte [a]	Units	Total Samples	Results > Detection Limit	Maximum Detect	Deep Surface Soil Background Criteria (4'-Deepest) [b]	Maximum Detect > Background	Data Reduction and Screening - Retained as COPC?	95% UCL	EPC	Region 9 Residential RSL [c]	Final Facility-Wide Cleanup Goals for Deep Surface Soil (4'-Deepest) [d]											
											National Guard											
											Dust/Fire Control Worker				Range Maintenance Soldier				Trainee			
											CR=10^{-6}	HI=0.1	EPC > CUG?	COPC?	CR=10^{-6}	HI=0.1	EPC > CUG?	COPC?	CR=10^{-6}	HI=0.1	EPC > CUG?	COPC?
SVOCs																						
Benz(a)anthracene	mg/kg	4	1	0.2	NA	NA	Yes	-	0.20	NA	15.1	--	No	No	2.62	--	No	No	4.77	--	No	No
Benzo(a)pyrene	mg/kg	4	1	0.22	NA	NA	Yes	-	0.220	NA	1.51	--	No	No	0.262	--	No	No	0.477	--	No	No
Benzo(b)fluoranthene	mg/kg	4	1	0.29	NA	NA	Yes	-	0.29	NA	15.1	--	No	No	2.62	--	No	No	4.77	--	No	No
Benzo(ghi)perylene	mg/kg	4	1	0.11	NA	NA	Yes	-	0.110	NC	NC	NC	No	No	NC	NC	No	No	NC	NC	No	No
Benzo(k)fluoranthene	mg/kg	4	1	0.13	NA	NA	Yes	-	0.130	NA	151	--	No	No	26.2	--	No	No	47.7	--	No	No
Chrysene	mg/kg	4	1	0.2	NA	NA	Yes	-	0.200	NA	1,513	--	No	No	262	--	No	No	477	--	No	No
Fluoranthene	mg/kg	4	1	0.41	NA	NA	Yes	-	0.410	NA	--	15,778	No	No	--	2,732	No	No	--	5,087	No	No
Indeno(1,2,3-cd)pyrene	mg/kg	4	1	0.13	NA	NA	Yes	-	0.130	NA	15.1	--	No	No	2.62	--	No	No	4.77	--	No	No
Phenanthrene	mg/kg	4	1	0.14	NA	NA	Yes	-	0.140	NC	NC	NC	No	No	NC	NC	No	No	NC	NC	No	No
Pyrene	mg/kg	4	1	0.47	NA	NA	Yes	-	0.470	NA	--	11,833	No	No	--	2,049	No	No	--	3,815	No	No
VOCs																						
Toluene	mg/kg	3	1	0.0012	NA	NA	Yes	-	0.0012	500	NC	NC	No	No	NC	NC	No	No	NC	NC	No	No

Notes:

-- = No CUG could be quantified based on lack of approved toxicity value.
Bkgd = Background
COPC - chemical of potential concern
CR = Cumulative Risk
CUG = Cleanup Goal
EPC = exposure point concentration
Highlighted = COPC

ft bgs = feet below ground surface
HI = Hazard Index
mg/kg = milligrams/kilograms
NA = Not applicable
NC = Not calculated
HMX = Octahydro-1,3,5,7-tetranitro-1,3,5,7-tetrazocine

PCBs = polychlorinated biphenyls
RDX = hexahydro-1,3,5-trinitro-1,3,5-triazine
RSL = Risk Screening Level
SVOCs = Semivolatile Organic Compounds
UCL = upper confidence limit
VOCs = Volatile Organic Compounds

[a] Table only lists detected compounds.
[b] Background values are from the Final Facility-Wide Human Health Cleanup Goals for the RVAAP prepared by SAIC in March 2010. Background values for potassium and sodium are from the WBG Phase II RI prepared by SAIC for USACE in 2001.
[c] Region 9 Risk Screening Levels (RSLs) for Residential Receptor from December 2009 document.
[d] Cleanup Goals (CUGs) are from the Final Facility-Wide Human Health Cleanup Goals for the RVAAP prepared by SAIC in March 2010.
[e] The RVAAP background value is the default action level for inorganic COPCs with CUGs less than background.
[f] Retained or eliminated as a COPC based on comparison of EPC to RSL where CUGs have not been developed.
[g] Eliminated as a COPC based on the essential nutrient screen.
[h] Detected organics are automatically retained as COPCs where no CUGs (or RSLs) have been developed. Inorganics are automatically retained where no CUGs have been developed if the maximum detection is greater than the RVAAP background value (and RSLs if applicable).
[i] Eliminated as a COPC based on the frequency of detection screen.

	A	B	C	D	E	F	G	H	I	J	K	L
1				**General UCL Statistics for Data Sets with Non-Detects**								
2		**User Selected Options**										
3			From File	C:\Users\H2EDTJW9\Documents\Subsurface soil_results\EXP.wst								
4			Full Precision	OFF								
5			Confidence Coefficient	95%								
6			Number of Bootstrap Operations	2000								
7												
8												
9	**1,3,5-Trinitrobenzene**											
10												
11						**General Statistics**						
12						Number of Valid Data	36				Number of Detected Data	7
13						Number of Distinct Detected Data	7				Number of Non-Detect Data	29
14											Percent Non-Detects	80.56%
15												
16						**Raw Statistics**					**Log-transformed Statistics**	
17						Minimum Detected	0.042				Minimum Detected	-3.17
18						Maximum Detected	8.7				Maximum Detected	2.163
19						Mean of Detected	1.592				Mean of Detected	-1.063
20						SD of Detected	3.181				SD of Detected	1.825
21						Minimum Non-Detect	0.25				Minimum Non-Detect	-1.386
22						Maximum Non-Detect	250				Maximum Non-Detect	5.521
23												
24				Note: Data have multiple DLs - Use of KM Method is recommended							Number treated as Non-Detect	36
25				For all methods (except KM, DL/2, and ROS Methods),							Number treated as Detected	0
26				Observations < Largest ND are treated as NDs							Single DL Non-Detect Percentage	100.00%
27												
28						**Warning: There are only 7 Detected Values in this data**						
29						**Note: It should be noted that even though bootstrap may be performed on this data set**						
30						**the resulting calculations may not be reliable enough to draw conclusions**						
31												
32						**It is recommended to have 10-15 or more distinct observations for accurate and meaningful results.**						
33												
34												
35						**UCL Statistics**						
36						**Normal Distribution Test with Detected Values Only**					**Lognormal Distribution Test with Detected Values Only**	
37						Shapiro Wilk Test Statistic	0.569				Shapiro Wilk Test Statistic	0.931
38						5% Shapiro Wilk Critical Value	0.803				5% Shapiro Wilk Critical Value	0.803
39						**Data not Normal at 5% Significance Level**					**Data appear Lognormal at 5% Significance Level**	
40												
41						**Assuming Normal Distribution**					**Assuming Lognormal Distribution**	
42						DL/2 Substitution Method					DL/2 Substitution Method	
43						Mean	5.546				Mean	-1.499
44						SD	22.8				SD	1.702
45						95% DL/2 (t) UCL	11.97				95% H-Stat (DL/2) UCL	2.447
46												
47						Maximum Likelihood Estimate(MLE) Method	N/A				Log ROS Method	
48						**MLE method failed to converge properly**					Mean in Log Scale	-2.377
49											SD in Log Scale	1.423
50											Mean in Original Scale	0.401
51											SD in Original Scale	1.448
52											95% t UCL	0.809
53											95% Percentile Bootstrap UCL	0.875
54											95% BCA Bootstrap UCL	1.296
55											95% H-UCL	0.513
56												
57						**Gamma Distribution Test with Detected Values Only**					**Data Distribution Test with Detected Values Only**	
58						k star (bias corrected)	0.339				**Data Follow Appr. Gamma Distribution at 5% Significance Level**	
59						Theta Star	4.699					
60						nu star	4.743					
61												
62						A-D Test Statistic	0.683				**Nonparametric Statistics**	
63						5% A-D Critical Value	0.764				Kaplan-Meier (KM) Method	
64						K-S Test Statistic	0.764				Mean	0.398
65						5% K-S Critical Value	0.33				SD	1.468
66						**Data follow Appr. Gamma Distribution at 5% Significance Level**					SE of Mean	0.273
67											95% KM (t) UCL	0.859
68						**Assuming Gamma Distribution**					95% KM (z) UCL	0.847
69						Gamma ROS Statistics using Extrapolated Data					95% KM (jackknife) UCL	0.833
70						Minimum	0.000001				95% KM (bootstrap t) UCL	4.92
71						Maximum	8.7				95% KM (BCA) UCL	0.925
72						Mean	0.545				95% KM (Percentile Bootstrap) UCL	0.905
73						Median	0.000001				95% KM (Chebyshev) UCL	1.586
74						SD	1.501				97.5% KM (Chebyshev) UCL	2.101
75						k star	0.119				99% KM (Chebyshev) UCL	3.111
76						Theta star	4.597					
77						Nu star	8.534				**Potential UCLs to Use**	
78						AppChi2	3.048				95% KM (t) UCL	0.859
79						95% Gamma Approximate UCL	1.526					
80						95% Adjusted Gamma UCL	1.603					
81	**Note: DL/2 is not a recommended method.**											
82												
83						**Note: Suggestions regarding the selection of a 95% UCL are provided to help the user to select the most appropriate 95% UCL.**						
84						**These recommendations are based upon the results of the simulation studies summarized in Singh, Maichle, and Lee (2006).**						
85						**For additional insight, the user may want to consult a statistician.**						
86												

	A	B	C	D	E	F	G	H	I	J	K	L
87												
88	1,3-Dinitrobenzene											
89												
90						General Statistics						
91					Number of Valid Data	36			Number of Detected Data			1
92					Number of Distinct Detected Data	1			Number of Non-Detect Data			35
93									Percent Non-Detects			97.22%
94												
95					Warning: Only one distinct data value was detected! ProUCL (or any other software) should not be used on such a data set!							
96	It is suggested to use alternative site specific values determined by the Project Team to estimate environmental parameters (e.g., EPC, BTV).											
97												
98					The data set for variable 1,3-Dinitrobenzene was not processed!							
99												
100												
101												
102	2,4,6-Trinitrotoluene											
103												
104						General Statistics						
105					Number of Valid Data	36			Number of Detected Data			14
106					Number of Distinct Detected Data	14			Number of Non-Detect Data			22
107									Percent Non-Detects			61.11%
108												
109					Raw Statistics				Log-transformed Statistics			
110					Minimum Detected	0.048			Minimum Detected			-3.037
111					Maximum Detected	5200			Maximum Detected			8.556
112					Mean of Detected	672			Mean of Detected			1.607
113					SD of Detected	1577			SD of Detected			3.879
114					Minimum Non-Detect	0.25			Minimum Non-Detect			-1.386
115					Maximum Non-Detect	0.25			Maximum Non-Detect			-1.386
116												
117												
118						UCL Statistics						
119					Normal Distribution Test with Detected Values Only				Lognormal Distribution Test with Detected Values Only			
120					Shapiro Wilk Test Statistic	0.505			Shapiro Wilk Test Statistic			0.906
121					5% Shapiro Wilk Critical Value	0.874			5% Shapiro Wilk Critical Value			0.874
122					Data not Normal at 5% Significance Level				Data appear Lognormal at 5% Significance Level			
123												
124					Assuming Normal Distribution				Assuming Lognormal Distribution			
125					DL/2 Substitution Method				DL/2 Substitution Method			
126					Mean	261.4			Mean			-0.646
127					SD	1017			SD			2.985
128					95% DL/2 (t) UCL	547.8			95% H-Stat (DL/2) UCL			626
129												
130					Maximum Likelihood Estimate(MLE) Method	N/A			Log ROS Method			
131					MLE yields a negative mean				Mean in Log Scale			-1.29
132									SD in Log Scale			3.92
133									Mean in Original Scale			261.5
134									SD in Original Scale			1017
135									95% t UCL			548
136									95% Percentile Bootstrap UCL			573.5
137									95% BCA Bootstrap UCL			694.9
138									95% H-UCL			50222
139												
140					Gamma Distribution Test with Detected Values Only				Data Distribution Test with Detected Values Only			
141					k star (bias corrected)	0.17			Data appear Lognormal at 5% Significance Level			
142					Theta Star	3951						
143					nu star	4.763						
144												
145					A-D Test Statistic	1.405			Nonparametric Statistics			
146					5% A-D Critical Value	0.888			Kaplan-Meier (KM) Method			
147					K-S Test Statistic	0.888			Mean			261.4
148					5% K-S Critical Value	0.255			SD			1003
149					Data not Gamma Distributed at 5% Significance Level				SE of Mean			173.5
150									95% KM (t) UCL			554.5
151					Assuming Gamma Distribution				95% KM (z) UCL			546.7
152					Gamma ROS Statistics using Extrapolated Data				95% KM (jackknife) UCL			547.8
153					Minimum	0.000001			95% KM (bootstrap t) UCL			1944
154					Maximum	5200			95% KM (BCA) UCL			589.1
155					Mean	261.4			95% KM (Percentile Bootstrap) UCL			564.7
156					Median	0.000001			95% KM (Chebyshev) UCL			1018
157					SD	1017			97.5% KM (Chebyshev) UCL			1345
158					k star	0.0771			99% KM (Chebyshev) UCL			1987
159					Theta star	3391						
160					Nu star	5.548			Potential UCLs to Use			
161					AppChi2	1.414			99% KM (Chebyshev) UCL			1987
162					95% Gamma Approximate UCL	1026						
163					95% Adjusted Gamma UCL	1097						
164	Note: DL/2 is not a recommended method.											
165												
166					Note: Suggestions regarding the selection of a 95% UCL are provided to help the user to select the most appropriate 95% UCL.							
167					These recommendations are based upon the results of the simulation studies summarized in Singh, Maichle, and Lee (2006).							
168					For additional insight, the user may want to consult a statistician.							
169												

	A	B	C	D	E	F	G	H	I	J	K	L
170												
171	2,4-Dinitrotoluene											
172												
173						General Statistics						
174					Number of Valid Data	36				Number of Detected Data		2
175					Number of Distinct Detected Data	2				Number of Non-Detect Data		34
176										Percent Non-Detects		94.44%
177												
178					Raw Statistics					Log-transformed Statistics		
179					Minimum Detected	0.58				Minimum Detected		-0.545
180					Maximum Detected	2.8				Maximum Detected		1.03
181					Mean of Detected	1.69				Mean of Detected		0.242
182					SD of Detected	1.57				SD of Detected		1.113
183					Minimum Non-Detect	0.25				Minimum Non-Detect		-1.386
184					Maximum Non-Detect	4.9				Maximum Non-Detect		1.589
185												
186	Note: Data have multiple DLs - Use of KM Method is recommended									Number treated as Non-Detect		36
187	For all methods (except KM, DL/2, and ROS Methods),									Number treated as Detected		0
188	Observations < Largest ND are treated as NDs									Single DL Non-Detect Percentage		100.00%
189												
190					Warning: Data set has only 2 Distinct Detected Values.							
191					This may not be adequate enough to compute meaningful and reliable test statistics and estimates.							
192					The Project Team may decide to use alternative site specific values to estimate environmental parameters (e.g., EPC, BTV).							
193												
194					Unless Data Quality Objectives (DQOs) have been met, it is suggested to collect additional observations.							
195												
196					The number of detected data may not be adequate enough to perform GOF tests, bootstrap, and ROS methods.							
197					Those methods will return a 'N/A' value on your output display!							
198												
199					It is necessary to have 4 or more Distinct Values for bootstrap methods.							
200					However, results obtained using 4 to 9 distinct values may not be reliable.							
201					It is recommended to have 10 to 15 or more observations for accurate and meaningful results and estimates.							
202												
203												
204						UCL Statistics						
205					Normal Distribution Test with Detected Values Only					Lognormal Distribution Test with Detected Values Only		
206					Shapiro Wilk Test Statistic	N/A				Shapiro Wilk Test Statistic		N/A
207					5% Shapiro Wilk Critical Value	N/A				5% Shapiro Wilk Critical Value		N/A
208					Data not Normal at 5% Significance Level					Data not Lognormal at 5% Significance Level		
209												
210					Assuming Normal Distribution					Assuming Lognormal Distribution		
211					DL/2 Substitution Method					DL/2 Substitution Method		
212					Mean	0.287				Mean		-1.818
213					SD	0.583				SD		0.758
214					95% DL/2 (t) UCL	0.451				95% H-Stat (DL/2) UCL		0.284
215												
216					Maximum Likelihood Estimate(MLE) Method	N/A				Log ROS Method		
217					MLE method failed to converge properly					Mean in Log Scale		N/A
218										SD in Log Scale		N/A
219										Mean in Original Scale		N/A
220										SD in Original Scale		N/A
221										95% t UCL		N/A
222										95% Percentile Bootstrap UCL		N/A
223										95% BCA Bootstrap UCL		N/A
224										95% H-UCL		N/A
225												
226					Gamma Distribution Test with Detected Values Only					Data Distribution Test with Detected Values Only		
227					k star (bias corrected)	N/A				Data do not follow a Discernable Distribution (0.05)		
228					Theta Star	N/A						
229					nu star	N/A						
230												
231					A-D Test Statistic	N/A				Nonparametric Statistics		
232					5% A-D Critical Value	N/A				Kaplan-Meier (KM) Method		
233					K-S Test Statistic	N/A				Mean		0.643
234					5% K-S Critical Value	N/A				SD		0.37
235					Data not Gamma Distributed at 5% Significance Level					SE of Mean		0.0884
236										95% KM (t) UCL		0.793
237					Assuming Gamma Distribution					95% KM (z) UCL		0.789
238					Gamma ROS Statistics using Extrapolated Data					95% KM (jackknife) UCL		2.093
239					Minimum	N/A				95% KM (bootstrap t) UCL		0.646
240					Maximum	N/A				95% KM (BCA) UCL		N/A
241					Mean	N/A				95% KM (Percentile Bootstrap) UCL		2.8
242					Median	N/A				95% KM (Chebyshev) UCL		1.029
243					SD	N/A				97.5% KM (Chebyshev) UCL		1.196
244					k star	N/A				99% KM (Chebyshev) UCL		1.523
245					Theta star	N/A						
246					Nu star	N/A				Potential UCLs to Use		
247					AppChi2	N/A				95% KM (BCA) UCL		N/A
248					95% Gamma Approximate UCL	N/A						
249					95% Adjusted Gamma UCL	N/A						
250	Note: DL/2 is not a recommended method.											
251												
252					Note: Suggestions regarding the selection of a 95% UCL are provided to help the user to select the most appropriate 95% UCL.							
253					These recommendations are based upon the results of the simulation studies summarized in Singh, Maichle, and Lee (2006).							
254					For additional insight, the user may want to consult a statistician.							
255												
256						General UCL Statistics for Data Sets with Non-Detects						
257					User Selected Options							
258					From File	WorkSheet.wst						
259					Full Precision	OFF						
260					Confidence Coefficient	95%						
261					Number of Bootstrap Operations	2000						
262												

	A	B	C	D	E	F	G	H	I	J	K	L
263												
264	**2,6-Dintrotoluene**											
265												
266						**General Statistics**						
267						Number of Valid Data	36				Number of Detected Data	1
268						Number of Distinct Detected Data	1				Number of Non-Detect Data	35
269											Percent Non-Detects	97.22%
270												
271						**Warning: Only one distinct data value was detected! ProUCL (or any other software) should not be used on such a data set!**						
272	**It is suggested to use alternative site specific values determined by the Project Team to estimate environmental parameters (e.g., EPC, BTV).**											
273												
274						**The data set for variable 2,6-Dintrotoluene was not processed!**						
275												

	A	B	C	D	E	F	G	H	I	J	K	L
276												
277												
278	**2-Amino-4,6-Dinitrotoluene**											
279												
280						**General Statistics**						
281						Number of Valid Data	27				Number of Detected Data	2
282						Number of Distinct Detected Data	2				Number of Non-Detect Data	25
283											Percent Non-Detects	92.59%
284												
285						**Raw Statistics**					**Log-transformed Statistics**	
286						Minimum Detected	0.45				Minimum Detected	-0.799
287						Maximum Detected	1.4				Maximum Detected	0.336
288						Mean of Detected	0.925				Mean of Detected	-0.231
289						SD of Detected	0.672				SD of Detected	0.803
290						Minimum Non-Detect	0.25				Minimum Non-Detect	-1.386
291						Maximum Non-Detect	250				Maximum Non-Detect	5.521
292												
293	Note: Data have multiple DLs - Use of KM Method is recommended										Number treated as Non-Detect	27
294	For all methods (except KM, DL/2, and ROS Methods),										Number treated as Detected	0
295	Observations < Largest ND are treated as NDs										Single DL Non-Detect Percentage	100.00%
296												
297	**Warning: Data set has only 2 Distinct Detected Values.**											
298	**This may not be adequate enough to compute meaningful and reliable test statistics and estimates.**											
299	**The Project Team may decide to use alternative site specific values to estimate environmental parameters (e.g., EPC, BTV).**											
300												
301	**Unless Data Quality Objectives (DQOs) have been met, it is suggested to collect additional observations.**											
302												
303	**The number of detected data may not be adequate enough to perform GOF tests, bootstrap, and ROS methods.**											
304	**Those methods will return a 'N/A' value on your output display!**											
305												
306	**It is necessary to have 4 or more Distinct Values for bootstrap methods.**											
307	**However, results obtained using 4 to 9 distinct values may not be reliable.**											
308	**It is recommended to have 10 to 15 or more observations for accurate and meaningful results and estimates.**											
309												
310												
311						**UCL Statistics**						
312						**Normal Distribution Test with Detected Values Only**					**Lognormal Distribution Test with Detected Values Only**	
313						Shapiro Wilk Test Statistic	N/A				Shapiro Wilk Test Statistic	N/A
314						5% Shapiro Wilk Critical Value	N/A				5% Shapiro Wilk Critical Value	N/A
315						**Data not Normal at 5% Significance Level**					**Data not Lognormal at 5% Significance Level**	
316												
317						**Assuming Normal Distribution**					**Assuming Lognormal Distribution**	
318						DL/2 Substitution Method					DL/2 Substitution Method	
319						Mean	7.096				Mean	-1.355
320						SD	26.22				SD	1.828
321						95% DL/2 (t) UCL	15.7				95% H-Stat (DL/2) UCL	5.263
322												
323						Maximum Likelihood Estimate(MLE) Method	N/A				Log ROS Method	
324						**MLE method failed to converge properly**					Mean in Log Scale	N/A
325											SD in Log Scale	N/A
326											Mean in Original Scale	N/A
327											SD in Original Scale	N/A
328											95% t UCL	N/A
329											95% Percentile Bootstrap UCL	N/A
330											95% BCA Bootstrap UCL	N/A
331											95% H-UCL	N/A
332												
333						**Gamma Distribution Test with Detected Values Only**					**Data Distribution Test with Detected Values Only**	
334						k star (bias corrected)	N/A				**Data do not follow a Discernable Distribution (0.05)**	
335						Theta Star	N/A					
336						nu star	N/A					
337												
338						A-D Test Statistic	N/A				**Nonparametric Statistics**	
339						5% A-D Critical Value	N/A				Kaplan-Meier (KM) Method	
340						K-S Test Statistic	N/A				Mean	0.49
341						5% K-S Critical Value	N/A				SD	0.19
342						**Data not Gamma Distributed at 5% Significance Level**					SE of Mean	0.0548
343											95% KM (t) UCL	0.583
344						**Assuming Gamma Distribution**					95% KM (z) UCL	0.58
345						Gamma ROS Statistics using Extrapolated Data					95% KM (jackknife) UCL	1.111
346						Minimum	N/A				95% KM (bootstrap t) UCL	N/A
347						Maximum	N/A				95% KM (BCA) UCL	N/A
348						Mean	N/A				95% KM (Percentile Bootstrap) UCL	N/A
349						Median	N/A				95% KM (Chebyshev) UCL	0.728
350						SD	N/A				97.5% KM (Chebyshev) UCL	0.832
351						k star	N/A				99% KM (Chebyshev) UCL	1.035
352						Theta star	N/A					
353						Nu star	N/A				**Potential UCLs to Use**	
354						AppChi2	N/A				95% KM (t) UCL	0.583
355						95% Gamma Approximate UCL	N/A				95% KM (% Bootstrap) UCL	N/A
356						95% Adjusted Gamma UCL	N/A					
357	**Note: DL/2 is not a recommended method.**											
358												
359	**Note: Suggestions regarding the selection of a 95% UCL are provided to help the user to select the most appropriate 95% UCL.**											
360	**These recommendations are based upon the results of the simulation studies summarized in Singh, Maichle, and Lee (2006).**											
361	**For additional insight, the user may want to consult a statistician.**											
362												

	A	B	C	D	E	F	G	H	I	J	K	L
363												
364	**2-Nitrotoluene**											
365												
366						**General Statistics**						
367						Number of Valid Data	36				Number of Detected Data	1
368						Number of Distinct Detected Data	1				Number of Non-Detect Data	35
369											Percent Non-Detects	97.22%
370												
371						**Warning: Only one distinct data value was detected! ProUCL (or any other software) should not be used on such a data set!**						
372	**It is suggested to use alternative site specific values determined by the Project Team to estimate environmental parameters (e.g., EPC, BTV).**											
373												
374						**The data set for variable 2-Nitrotoluene was not processed!**						
375												

	A	B	C	D	E	F	G	H	I	J	K	L
376												
377												
378	**3-Nitrotoluene**											
379												
380						**General Statistics**						
381					Number of Valid Data	36			Number of Detected Data			1
382					Number of Distinct Detected Data	1			Number of Non-Detect Data			35
383									Percent Non-Detects			97.22%
384												
385					**Warning: Only one distinct data value was detected! ProUCL (or any other software) should not be used on such a data set!**							
386	**It is suggested to use alternative site specific values determined by the Project Team to estimate environmental parameters (e.g., EPC, BTV).**											
387												
388						**The data set for variable 3-Nitrotoluene was not processed!**						
389												

	A	B	C	D	E	F	G	H	I	J	K	L
390												
391												
392	**4-Amino-2,6-Dinitrotoluene**											
393												
394						**General Statistics**						
395						Number of Valid Data	27			Number of Detected Data		1
396						Number of Distinct Detected Data	1			Number of Non-Detect Data		26
397										Percent Non-Detects		96.30%
398												
399				**Warning: Only one distinct data value was detected! ProUCL (or any other software) should not be used on such a data set!**								
400	**It is suggested to use alternative site specific values determined by the Project Team to estimate environmental parameters (e.g., EPC, BTV).**											
401												
402				**The data set for variable 4-Amino-2,6-Dinitrotoluene was not processed!**								
403												
404												
405				**General UCL Statistics for Data Sets with Non-Detects**								
406		**User Selected Options**										
407		From File		C:\Users\H2EDTJW9\Documents\Subsurface soil_results\EXP.wst								
408		Full Precision		OFF								
409		Confidence Coefficient		95%								
410		Number of Bootstrap Operations		2000								
411												
412												
413				**General UCL Statistics for Full Data Sets**								
414		**User Selected Options**										
415		From File		WorkSheet.wst								
416		Full Precision		OFF								
417		Confidence Coefficient		95%								
418		Number of Bootstrap Operations		2000								
419												

	A	B	C	D	E	F	G	H	I	J	K	L
420												
421	**4-Nitrotoluene**											
422												
423						**General Statistics**						
424					Number of Valid Observations	36				Number of Distinct Observations		4
425												
426					**Raw Statistics**					**Log-transformed Statistics**		
427					Minimum	0.093				Minimum of Log Data		-2.375
428					Maximum	0.75				Maximum of Log Data		-0.288
429					Mean	0.266				Mean of log Data		-1.364
430					Median	0.25				SD of log Data		0.275
431					SD	0.0967						
432					Std. Error of Mean	0.0161						
433					Coefficient of Variation	0.363						
434					Skewness	4.027						
435												
436												
437					**Warning: There are only 4 Distinct Values in this data**							
438					**There are insufficient Distinct Values to perform some GOF tests and bootstrap methods.**							
439					**Those methods will return a 'N/A' value on your output display!**							
440												
441					**It is necessary to have 4 or more Distinct Values to compute bootstrap methods.**							
442					**However, results obtained using 4 to 9 distinct values may not be reliable.**							
443					**It is recommended to have 10-15 or more observations for accurate and meaningful bootstrap results.**							
444												
445						**Relevant UCL Statistics**						
446					**Normal Distribution Test**					**Lognormal Distribution Test**		
447					Shapiro Wilk Test Statistic	0.348				Shapiro Wilk Test Statistic		0.412
448					Shapiro Wilk Critical Value	0.935				Shapiro Wilk Critical Value		0.935
449					**Data not Normal at 5% Significance Level**					**Data not Lognormal at 5% Significance Level**		
450												
451					**Assuming Normal Distribution**					**Assuming Lognormal Distribution**		
452					95% Student's-t UCL	0.294				95% H-UCL		0.288
453					**95% UCLs (Adjusted for Skewness)**					95% Chebyshev (MVUE) UCL		0.319
454					95% Adjusted-CLT UCL (Chen-1995)	0.305				97.5% Chebyshev (MVUE) UCL		0.342
455					95% Modified-t UCL (Johnson-1978)	0.296				99% Chebyshev (MVUE) UCL		0.388
456												
457					**Gamma Distribution Test**					**Data Distribution**		
458					k star (bias corrected)	11.21				**Data do not follow a Discernable Distribution (0.05)**		
459					Theta Star	0.0238						
460					MLE of Mean	0.266						
461					MLE of Standard Deviation	0.0796						
462					nu star	807.2						
463					Approximate Chi Square Value (.05)	742.3				**Nonparametric Statistics**		
464					Adjusted Level of Significance	0.0428				95% CLT UCL		0.293
465					Adjusted Chi Square Value	739.5				95% Jackknife UCL		0.294
466										95% Standard Bootstrap UCL		0.293
467					Anderson-Darling Test Statistic	10.87				95% Bootstrap-t UCL		0.343
468					Anderson-Darling 5% Critical Value	0.748				95% Hall's Bootstrap UCL		0.495
469					Kolmogorov-Smirnov Test Statistic	0.494				95% Percentile Bootstrap UCL		0.299
470					Kolmogorov-Smirnov 5% Critical Value	0.147				95% BCA Bootstrap UCL		0.304
471					**Data not Gamma Distributed at 5% Significance Level**					95% Chebyshev(Mean, Sd) UCL		0.337
472										97.5% Chebyshev(Mean, Sd) UCL		0.367
473					**Assuming Gamma Distribution**					99% Chebyshev(Mean, Sd) UCL		0.427
474					95% Approximate Gamma UCL	0.29						
475					95% Adjusted Gamma UCL	0.291						
476												
477					**Potential UCL to Use**					Use 95% Student's-t UCL		0.294
478										or 95% Modified-t UCL		0.296
479												
480					**Note: Suggestions regarding the selection of a 95% UCL are provided to help the user to select the most appropriate 95% UCL.**							
481					**These recommendations are based upon the results of the simulation studies summarized in Singh, Singh, and Iaci (2002)**							
482					**and Singh and Singh (2003). For additional insight, the user may want to consult a statistician.**							
483												

	A	B	C	D	E	F	G	H	I	J	K	L
484												
485	HMX											
486												
487						General Statistics						
488					Number of Valid Data	36				Number of Detected Data		8
489					Number of Distinct Detected Data	5				Number of Non-Detect Data		28
490										Percent Non-Detects		77.78%
491												
492					Raw Statistics					Log-transformed Statistics		
493					Minimum Detected	0.12				Minimum Detected		-2.12
494					Maximum Detected	7.1				Maximum Detected		1.96
495					Mean of Detected	1.11				Mean of Detected		-1.072
496					SD of Detected	2.424				SD of Detected		1.333
497					Minimum Non-Detect	0.5				Minimum Non-Detect		-0.693
498					Maximum Non-Detect	500				Maximum Non-Detect		6.215
499												
500	Note: Data have multiple DLs - Use of KM Method is recommended									Number treated as Non-Detect		36
501	For all methods (except KM, DL/2, and ROS Methods),									Number treated as Detected		0
502	Observations < Largest ND are treated as NDs									Single DL Non-Detect Percentage		100.00%
503												
504					Warning: There are only 8 Detected Values in this data							
505					Note: It should be noted that even though bootstrap may be performed on this data set							
506					the resulting calculations may not be reliable enough to draw conclusions							
507												
508					It is recommended to have 10-15 or more distinct observations for accurate and meaningful results.							
509												
510												
511						UCL Statistics						
512					Normal Distribution Test with Detected Values Only					Lognormal Distribution Test with Detected Values Only		
513					Shapiro Wilk Test Statistic	0.464				Shapiro Wilk Test Statistic		0.751
514					5% Shapiro Wilk Critical Value	0.818				5% Shapiro Wilk Critical Value		0.818
515					Data not Normal at 5% Significance Level					Data not Lognormal at 5% Significance Level		
516												
517					Assuming Normal Distribution					Assuming Lognormal Distribution		
518					DL/2 Substitution Method					DL/2 Substitution Method		
519					Mean	10.87				Mean		-0.899
520					SD	45.96				SD		1.628
521					95% DL/2 (t) UCL	23.81				95% H-Stat (DL/2) UCL		3.675
522												
523					Maximum Likelihood Estimate(MLE) Method	N/A				Log ROS Method		
524					MLE method failed to converge properly					Mean in Log Scale		-1.328
525										SD in Log Scale		1.004
526										Mean in Original Scale		0.525
527										SD in Original Scale		1.167
528										95% t UCL		0.854
529										95% Percentile Bootstrap UCL		0.886
530										95% BCA Bootstrap UCL		1.097
531										95% H-UCL		0.658
532												
533					Gamma Distribution Test with Detected Values Only					Data Distribution Test with Detected Values Only		
534					k star (bias corrected)	0.417				Data do not follow a Discernable Distribution (0.05)		
535					Theta Star	2.659						
536					nu star	6.678						
537												
538					A-D Test Statistic	1.462				Nonparametric Statistics		
539					5% A-D Critical Value	0.76				Kaplan-Meier (KM) Method		
540					K-S Test Statistic	0.76				Mean		0.456
541					5% K-S Critical Value	0.308				SD		1.163
542					Data not Gamma Distributed at 5% Significance Level					SE of Mean		0.218
543										95% KM (t) UCL		0.824
544					Assuming Gamma Distribution					95% KM (z) UCL		0.814
545					Gamma ROS Statistics using Extrapolated Data					95% KM (jackknife) UCL		0.808
546					Minimum	0.000001				95% KM (bootstrap t) UCL		1.741
547					Maximum	7.1				95% KM (BCA) UCL		0.858
548					Mean	0.882				95% KM (Percentile Bootstrap) UCL		0.851
549					Median	0.219				95% KM (Chebyshev) UCL		1.405
550					SD	1.492				97.5% KM (Chebyshev) UCL		1.816
551					k star	0.184				99% KM (Chebyshev) UCL		2.624
552					Theta star	4.786						
553					Nu star	13.26				Potential UCLs to Use		
554					AppChi2	6.069				95% KM (BCA) UCL		0.858
555					95% Gamma Approximate UCL	1.926						
556					95% Adjusted Gamma UCL	1.999						
557	Note: DL/2 is not a recommended method.											
558												
559					Note: Suggestions regarding the selection of a 95% UCL are provided to help the user to select the most appropriate 95% UCL.							
560					These recommendations are based upon the results of the simulation studies summarized in Singh, Maichle, and Lee (2006).							
561					For additional insight, the user may want to consult a statistician.							
562												

	A	B	C	D	E	F	G	H	I	J	K	L
563												
564	**Nitrobenzene**											
565												
566						**General Statistics**						
567					Number of Valid Data	36			Number of Detected Data			1
568					Number of Distinct Detected Data	1			Number of Non-Detect Data			35
569									Percent Non-Detects			97.22%
570												
571					**Warning: Only one distinct data value was detected! ProUCL (or any other software) should not be used on such a data set!**							
572	**It is suggested to use alternative site specific values determined by the Project Team to estimate environmental parameters (e.g., EPC, BTV).**											
573												
574					**The data set for variable Nitrobenzene was not processed!**							
575												
576												

	A	B	C	D	E	F	G	H	I	J	K	L
577												
578	**Nitrocellulose**											
579												
580						**General Statistics**						
581						Number of Valid Data	2				Number of Detected Data	1
582						Number of Distinct Detected Data	1				Number of Non-Detect Data	1
583											Percent Non-Detects	50.00%
584												
585						**Warning: This data set only has 2 observations!**						
586						**Data set is too small to compute reliable and meaningful statistics and estimates!**						
587						**The data set for variable Nitrocellulose was not processed!**						
588												
589						**It is suggested to collect at least 8 to 10 observations before using these statistical methods!**						
590						**If possible, compute and collect Data Quality Objectives (DQO) based sample size and analytical results.**						
591												
592												

	A	B	C	D	E	F	G	H	I	J	K	L
593												
594	**Nitroglycerin**											
595												
596						**General Statistics**						
597					Number of Valid Data	36				Number of Detected Data		0
598					Number of Distinct Detected Data	0				Number of Non-Detect Data		36
599										Percent Non-Detects		100.00%
600												
601					**Warning: All observations are Non-Detects (NDs), therefore all statistics and estimates should also be NDs!**							
602					**Specifically, sample mean, UCLs, UPLs, and other statistics are also NDs lying below the largest detection limit!**							
603					**The Project Team may decide to use alternative site specific values to estimate environmental parameters (e.g., EPC, BTV).**							
604												
605					**The data set for variable Nitroglycerin was not processed!**							
606												
607												
608												
609	**Nitroguanidine**											
610												
611						**General Statistics**						
612					Number of Valid Data	2				Number of Detected Data		0
613					Number of Distinct Detected Data	0				Number of Non-Detect Data		2
614										Percent Non-Detects		100.00%
615												
616					**Warning: This data set only has 2 observations!**							
617					**Data set is too small to compute reliable and meaningful statistics and estimates!**							
618					**The data set for variable Nitroguanidine was not processed!**							
619												
620					**It is suggested to collect at least 8 to 10 observations before using these statistical methods!**							
621					**If possible, compute and collect Data Quality Objectives (DQO) based sample size and analytical results.**							
622												
623												

	A	B	C	D	E	F	G	H	I	J	K	L
624												
625	RDX											
626												
627						General Statistics						
628					Number of Valid Data	36				Number of Detected Data		11
629					Number of Distinct Detected Data	11				Number of Non-Detect Data		25
630										Percent Non-Detects		69.44%
631												
632				Raw Statistics						Log-transformed Statistics		
633					Minimum Detected	0.17				Minimum Detected		-1.772
634					Maximum Detected	260				Maximum Detected		5.561
635					Mean of Detected	58.11				Mean of Detected		1.141
636					SD of Detected	102.5				SD of Detected		2.831
637					Minimum Non-Detect	0.5				Minimum Non-Detect		-0.693
638					Maximum Non-Detect	1.5				Maximum Non-Detect		0.405
639												
640	Note: Data have multiple DLs - Use of KM Method is recommended									Number treated as Non-Detect		31
641	For all methods (except KM, DL/2, and ROS Methods),									Number treated as Detected		5
642	Observations < Largest ND are treated as NDs									Single DL Non-Detect Percentage		86.11%
643												
644						UCL Statistics						
645			Normal Distribution Test with Detected Values Only							Lognormal Distribution Test with Detected Values Only		
646					Shapiro Wilk Test Statistic	0.619				Shapiro Wilk Test Statistic		0.827
647					5% Shapiro Wilk Critical Value	0.85				5% Shapiro Wilk Critical Value		0.85
648			Data not Normal at 5% Significance Level							Data not Lognormal at 5% Significance Level		
649												
650			Assuming Normal Distribution							Assuming Lognormal Distribution		
651					DL/2 Substitution Method					DL/2 Substitution Method		
652					Mean	17.95				Mean		-0.564
653					SD	61.07				SD		1.911
654					95% DL/2 (t) UCL	35.15				95% H-Stat (DL/2) UCL		11.23
655												
656					Maximum Likelihood Estimate(MLE) Method	N/A				Log ROS Method		
657			MLE yields a negative mean							Mean in Log Scale		-0.756
658										SD in Log Scale		2.431
659										Mean in Original Scale		18.14
660										SD in Original Scale		61.01
661										95% t UCL		35.33
662										95% Percentile Bootstrap UCL		35.74
663										95% BCA Bootstrap UCL		42.67
664										95% H-UCL		53.95
665												
666			Gamma Distribution Test with Detected Values Only							Data Distribution Test with Detected Values Only		
667					k star (bias corrected)	0.238				Data do not follow a Discernable Distribution (0.05)		
668					Theta Star	244						
669					nu star	5.239						
670												
671					A-D Test Statistic	1.294				Nonparametric Statistics		
672					5% A-D Critical Value	0.842				Kaplan-Meier (KM) Method		
673					K-S Test Statistic	0.842				Mean		17.97
674					5% K-S Critical Value	0.279				SD		60.21
675			Data not Gamma Distributed at 5% Significance Level							SE of Mean		10.52
676										95% KM (t) UCL		35.75
677			Assuming Gamma Distribution							95% KM (z) UCL		35.28
678					Gamma ROS Statistics using Extrapolated Data					95% KM (jackknife) UCL		35.17
679					Minimum	0.000001				95% KM (bootstrap t) UCL		57.07
680					Maximum	260				95% KM (BCA) UCL		36.19
681					Mean	19.65				95% KM (Percentile Bootstrap) UCL		35.4
682					Median	0.000001				95% KM (Chebyshev) UCL		63.85
683					SD	60.94				97.5% KM (Chebyshev) UCL		83.7
684					k star	0.0919				99% KM (Chebyshev) UCL		122.7
685					Theta star	213.9						
686					Nu star	6.615				Potential UCLs to Use		
687					AppChi2	1.962				99% KM (Chebyshev) UCL		122.7
688					95% Gamma Approximate UCL	66.27						
689					95% Adjusted Gamma UCL	70.31						
690	Note: DL/2 is not a recommended method.											
691												
692			Note: Suggestions regarding the selection of a 95% UCL are provided to help the user to select the most appropriate 95% UCL.									
693			These recommendations are based upon the results of the simulation studies summarized in Singh, Maichle, and Lee (2006).									
694			For additional insight, the user may want to consult a statistician.									
695												

	A	B	C	D	E	F	G	H	I	J	K	L
696												
697	**Tetryl**											
698												
699						**General Statistics**						
700					Number of Valid Data	36				Number of Detected Data		4
701					Number of Distinct Detected Data	4				Number of Non-Detect Data		32
702										Percent Non-Detects		88.89%
703												
704					**Raw Statistics**					**Log-transformed Statistics**		
705					Minimum Detected	0.077				Minimum Detected		-2.564
706					Maximum Detected	0.24				Maximum Detected		-1.427
707					Mean of Detected	0.149				Mean of Detected		-1.982
708					SD of Detected	0.0679				SD of Detected		0.468
709					Minimum Non-Detect	0.65				Minimum Non-Detect		-0.431
710					Maximum Non-Detect	2				Maximum Non-Detect		0.693
711												
712					Note: Data have multiple DLs - Use of KM Method is recommended					Number treated as Non-Detect		36
713					For all methods (except KM, DL/2, and ROS Methods),					Number treated as Detected		0
714					Observations < Largest ND are treated as NDs					Single DL Non-Detect Percentage		100.00%
715												
716					**Warning: There are only 4 Distinct Detected Values in this data**							
717					**Note: It should be noted that even though bootstrap may be performed on this data set**							
718					**the resulting calculations may not be reliable enough to draw conclusions**							
719												
720					**It is recommended to have 10-15 or more distinct observations for accurate and meaningful results.**							
721												
722												
723						**UCL Statistics**						
724					**Normal Distribution Test with Detected Values Only**					**Lognormal Distribution Test with Detected Values Only**		
725					Shapiro Wilk Test Statistic	0.963				Shapiro Wilk Test Statistic		0.987
726					5% Shapiro Wilk Critical Value	0.748				5% Shapiro Wilk Critical Value		0.748
727					**Data appear Normal at 5% Significance Level**					**Data appear Lognormal at 5% Significance Level**		
728												
729					**Assuming Normal Distribution**					**Assuming Lognormal Distribution**		
730					DL/2 Substitution Method					DL/2 Substitution Method		
731					Mean	0.333				Mean		-1.169
732					SD	0.141				SD		0.388
733					95% DL/2 (t) UCL	0.373				95% H-Stat (DL/2) UCL		0.378
734												
735					Maximum Likelihood Estimate(MLE) Method	N/A				Log ROS Method		
736					**MLE method failed to converge properly**					Mean in Log Scale		-1.982
737										SD in Log Scale		0.554
738										Mean in Original Scale		0.16
739										SD in Original Scale		0.0915
740										95% t UCL		0.185
741										95% Percentile Bootstrap UCL		0.185
742										95% BCA Bootstrap UCL		0.187
743										95% H-UCL		0.193
744												
745					**Gamma Distribution Test with Detected Values Only**					**Data Distribution Test with Detected Values Only**		
746					k star (bias corrected)	1.77				**Data appear Normal at 5% Significance Level**		
747					Theta Star	0.0843						
748					nu star	14.16						
749												
750					A-D Test Statistic	0.227				**Nonparametric Statistics**		
751					5% A-D Critical Value	0.658				Kaplan-Meier (KM) Method		
752					K-S Test Statistic	0.658				Mean		0.149
753					5% K-S Critical Value	0.396				SD		0.0588
754					**Data appear Gamma Distributed at 5% Significance Level**					SE of Mean		0.0339
755										95% KM (t) UCL		0.207
756					**Assuming Gamma Distribution**					95% KM (z) UCL		0.205
757					Gamma ROS Statistics using Extrapolated Data					95% KM (jackknife) UCL		0.215
758					Minimum	0.000001				95% KM (bootstrap t) UCL		0.251
759					Maximum	0.253				95% KM (BCA) UCL		0.204
760					Mean	0.146				95% KM (Percentile Bootstrap) UCL		0.24
761					Median	0.152				95% KM (Chebyshev) UCL		0.297
762					SD	0.0706				97.5% KM (Chebyshev) UCL		0.361
763					k star	1.159				99% KM (Chebyshev) UCL		0.487
764					Theta star	0.126						
765					Nu star	83.45				**Potential UCLs to Use**		
766					AppChi2	63.4				95% KM (t) UCL		0.207
767					95% Gamma Approximate UCL	0.193				95% KM (Percentile Bootstrap) UCL		0.24
768					95% Adjusted Gamma UCL	N/A						
769	**Note: DL/2 is not a recommended method.**											
770												
771					**Note: Suggestions regarding the selection of a 95% UCL are provided to help the user to select the most appropriate 95% UCL.**							
772					**These recommendations are based upon the results of the simulation studies summarized in Singh, Maichle, and Lee (2006).**							
773					**For additional insight, the user may want to consult a statistician.**							

	A	B	C	D	E	F	G	H	I	J	K	L
1				General UCL Statistics for Data Sets with Non-Detects								
2		User Selected Options										
3			From File	C:\Users\H2EDTJW9\Documents\Subsurface soil_results\MET.wst								
4			Full Precision	OFF								
5			Confidence Coefficient	95%								
6			Number of Bootstrap Operations	2000								
7												
8												
9	Aluminum											
10												
11						General Statistics						
12						Number of Valid Observations	39			Number of Distinct Observations		35
13												
14						Raw Statistics				Log-transformed Statistics		
15						Minimum	3580			Minimum of Log Data		8.183
16						Maximum	16400			Maximum of Log Data		9.705
17						Mean	10876			Mean of log Data		9.249
18						Median	10500			SD of log Data		0.329
19						SD	2978					
20						Std. Error of Mean	476.9					
21						Coefficient of Variation	0.274					
22						Skewness	-0.365					
23												
24						Relevant UCL Statistics						
25						Normal Distribution Test				Lognormal Distribution Test		
26						Shapiro Wilk Test Statistic	0.962			Shapiro Wilk Test Statistic		0.871
27						Shapiro Wilk Critical Value	0.939			Shapiro Wilk Critical Value		0.939
28						Data appear Normal at 5% Significance Level				Data not Lognormal at 5% Significance Level		
29												
30						Assuming Normal Distribution				Assuming Lognormal Distribution		
31						95% Student's-t UCL	11680			95% H-UCL		12078
32						95% UCLs (Adjusted for Skewness)				95% Chebyshev (MVUE) UCL		13521
33						95% Adjusted-CLT UCL (Chen-1995)	11631			97.5% Chebyshev (MVUE) UCL		14632
34						95% Modified-t UCL (Johnson-1978)	11676			99% Chebyshev (MVUE) UCL		16814
35												
36						Gamma Distribution Test				Data Distribution		
37						k star (bias corrected)	10.29			Data appear Normal at 5% Significance Level		
38						Theta Star	1057					
39						MLE of Mean	10876					
40						MLE of Standard Deviation	3391					
41						nu star	802.5					
42						Approximate Chi Square Value (.05)	737.8			Nonparametric Statistics		
43						Adjusted Level of Significance	0.0437			95% CLT UCL		11661
44						Adjusted Chi Square Value	735.3			95% Jackknife UCL		11680
45										95% Standard Bootstrap UCL		11630
46						Anderson-Darling Test Statistic	0.88			95% Bootstrap-t UCL		11657
47						Anderson-Darling 5% Critical Value	0.748			95% Hall's Bootstrap UCL		11650
48						Kolmogorov-Smirnov Test Statistic	0.156			95% Percentile Bootstrap UCL		11636
49						Kolmogorov-Smirnov 5% Critical Value	0.141			95% BCA Bootstrap UCL		11616
50						Data not Gamma Distributed at 5% Significance Level				95% Chebyshev(Mean, Sd) UCL		12955
51										97.5% Chebyshev(Mean, Sd) UCL		13854
52						Assuming Gamma Distribution				99% Chebyshev(Mean, Sd) UCL		15621
53						95% Approximate Gamma UCL	11831					
54						95% Adjusted Gamma UCL	11870					
55												
56						Potential UCL to Use				Use 95% Student's-t UCL		11680
57												
58						Note: Suggestions regarding the selection of a 95% UCL are provided to help the user to select the most appropriate 95% UCL.						
59						These recommendations are based upon the results of the simulation studies summarized in Singh, Singh, and Iaci (2002)						
60						and Singh and Singh (2003). For additional insight, the user may want to consult a statistician.						
61												
62						Note: For highly negative-skewed data, confidence limits						
63						(e.g., Chen, Johnson, Lognormal, and Gamma) may not be						
64						reliable. Chen's and Johnson's methods provide						
65						adjustments for positvely skewed data sets.						
66												

	A	B	C	D	E	F	G	H	I	J	K	L
67												
68	**Antimony**											
69												
70						**General Statistics**						
71					Number of Valid Data	39				Number of Detected Data		20
72					Number of Distinct Detected Data	19				Number of Non-Detect Data		19
73										Percent Non-Detects		48.72%
74												
75				**Raw Statistics**						**Log-transformed Statistics**		
76					Minimum Detected	0.41				Minimum Detected		-0.892
77					Maximum Detected	9.4				Maximum Detected		2.241
78					Mean of Detected	1.872				Mean of Detected		0.0899
79					SD of Detected	2.419				SD of Detected		0.955
80					Minimum Non-Detect	0.58				Minimum Non-Detect		-0.545
81					Maximum Non-Detect	1.3				Maximum Non-Detect		0.262
82												
83	Note: Data have multiple DLs - Use of KM Method is recommended									Number treated as Non-Detect		33
84	For all methods (except KM, DL/2, and ROS Methods),									Number treated as Detected		6
85	Observations < Largest ND are treated as NDs									Single DL Non-Detect Percentage		84.62%
86												
87						**UCL Statistics**						
88				**Normal Distribution Test with Detected Values Only**						**Lognormal Distribution Test with Detected Values Only**		
89					Shapiro Wilk Test Statistic	0.634				Shapiro Wilk Test Statistic		0.789
90					5% Shapiro Wilk Critical Value	0.905				5% Shapiro Wilk Critical Value		0.905
91				**Data not Normal at 5% Significance Level**						**Data not Lognormal at 5% Significance Level**		
92												
93				**Assuming Normal Distribution**						**Assuming Lognormal Distribution**		
94					DL/2 Substitution Method					DL/2 Substitution Method		
95					Mean	1.213				Mean		-0.292
96					SD	1.844				SD		0.813
97					95% DL/2 (t) UCL	1.711				95% H-Stat (DL/2) UCL		1.389
98												
99					Maximum Likelihood Estimate(MLE) Method	N/A				Log ROS Method		
100				**MLE yields a negative mean**						Mean in Log Scale		-0.291
101										SD in Log Scale		0.873
102										Mean in Original Scale		1.244
103										SD in Original Scale		1.846
104										95% t UCL		1.742
105										95% Percentile Bootstrap UCL		1.747
106										95% BCA Bootstrap UCL		1.955
107										95% H-UCL		1.508
108												
109				**Gamma Distribution Test with Detected Values Only**						**Data Distribution Test with Detected Values Only**		
110					k star (bias corrected)	0.94				**Data do not follow a Discernable Distribution (0.05)**		
111					Theta Star	1.99						
112					nu star	37.62						
113												
114					A-D Test Statistic	2.446				**Nonparametric Statistics**		
115					5% A-D Critical Value	0.767				Kaplan-Meier (KM) Method		
116					K-S Test Statistic	0.767				Mean		1.234
117					5% K-S Critical Value	0.199				SD		1.812
118				**Data not Gamma Distributed at 5% Significance Level**						SE of Mean		0.298
119										95% KM (t) UCL		1.737
120				**Assuming Gamma Distribution**						95% KM (z) UCL		1.725
121					Gamma ROS Statistics using Extrapolated Data					95% KM (jackknife) UCL		1.731
122					Minimum	0.000001				95% KM (bootstrap t) UCL		2.228
123					Maximum	9.4				95% KM (BCA) UCL		1.769
124					Mean	1.27				95% KM (Percentile Bootstrap) UCL		1.771
125					Median	0.66				95% KM (Chebyshev) UCL		2.535
126					SD	1.921				97.5% KM (Chebyshev) UCL		3.097
127					k star	0.188				99% KM (Chebyshev) UCL		4.202
128					Theta star	6.765						
129					Nu star	14.64				**Potential UCLs to Use**		
130					AppChi2	7.012				95% KM (t) UCL		1.737
131					95% Gamma Approximate UCL	2.651				95% KM (% Bootstrap) UCL		1.771
132					95% Adjusted Gamma UCL	2.732						
133	**Note: DL/2 is not a recommended method.**											
134												
135	**Note: Suggestions regarding the selection of a 95% UCL are provided to help the user to select the most appropriate 95% UCL.**											
136	**These recommendations are based upon the results of the simulation studies summarized in Singh, Maichle, and Lee (2006).**											
137	**For additional insight, the user may want to consult a statistician.**											
138												

	A	B	C	D	E	F	G	H	I	J	K	L
139												
140	**Arsenic**											
141												
142						**General Statistics**						
143					Number of Valid Observations	39					Number of Distinct Observations	36
144												
145					**Raw Statistics**						**Log-transformed Statistics**	
146					Minimum	9.4					Minimum of Log Data	2.241
147					Maximum	28.8					Maximum of Log Data	3.36
148					Mean	15.28					Mean of log Data	2.694
149					Median	14.8					SD of log Data	0.256
150					SD	4.101						
151					Std. Error of Mean	0.657						
152					Coefficient of Variation	0.268						
153					Skewness	1.03						
154												
155						**Relevant UCL Statistics**						
156					**Normal Distribution Test**						**Lognormal Distribution Test**	
157					Shapiro Wilk Test Statistic	0.937					Shapiro Wilk Test Statistic	0.979
158					Shapiro Wilk Critical Value	0.939					Shapiro Wilk Critical Value	0.939
159					**Data not Normal at 5% Significance Level**						**Data appear Lognormal at 5% Significance Level**	
160												
161					**Assuming Normal Distribution**						**Assuming Lognormal Distribution**	
162					95% Student's-t UCL	16.39					95% H-UCL	16.45
163					**95% UCLs (Adjusted for Skewness)**						95% Chebyshev (MVUE) UCL	18.04
164					95% Adjusted-CLT UCL (Chen-1995)	16.48					97.5% Chebyshev (MVUE) UCL	19.24
165					95% Modified-t UCL (Johnson-1978)	16.41					99% Chebyshev (MVUE) UCL	21.59
166												
167					**Gamma Distribution Test**						**Data Distribution**	
168					k star (bias corrected)	14.28					**Data appear Gamma Distributed at 5% Significance Level**	
169					Theta Star	1.07						
170					MLE of Mean	15.28						
171					MLE of Standard Deviation	4.044						
172					nu star	1114						
173					Approximate Chi Square Value (.05)	1038					**Nonparametric Statistics**	
174					Adjusted Level of Significance	0.0437					95% CLT UCL	16.36
175					Adjusted Chi Square Value	1035					95% Jackknife UCL	16.39
176											95% Standard Bootstrap UCL	16.36
177					Anderson-Darling Test Statistic	0.245					95% Bootstrap-t UCL	16.53
178					Anderson-Darling 5% Critical Value	0.747					95% Hall's Bootstrap UCL	16.62
179					Kolmogorov-Smirnov Test Statistic	0.0757					95% Percentile Bootstrap UCL	16.32
180					Kolmogorov-Smirnov 5% Critical Value	0.141					95% BCA Bootstrap UCL	16.42
181					**Data appear Gamma Distributed at 5% Significance Level**						95% Chebyshev(Mean, Sd) UCL	18.15
182											97.5% Chebyshev(Mean, Sd) UCL	19.39
183					**Assuming Gamma Distribution**						99% Chebyshev(Mean, Sd) UCL	21.82
184					95% Approximate Gamma UCL	16.41						
185					95% Adjusted Gamma UCL	16.46						
186												
187					**Potential UCL to Use**						Use 95% Approximate Gamma UCL	16.41
188												
189					**Note: Suggestions regarding the selection of a 95% UCL are provided to help the user to select the most appropriate 95% UCL.**							
190					**These recommendations are based upon the results of the simulation studies summarized in Singh, Singh, and Iaci (2002)**							
191					**and Singh and Singh (2003). For additional insight, the user may want to consult a statistician.**							
192												

	A	B	C	D	E	F	G	H	I	J	K	L
193												
194	**Barium**											
195												
196	**General Statistics**											
197	Number of Valid Observations					39	Number of Distinct Observations					38
198												
199	**Raw Statistics**						**Log-transformed Statistics**					
200	Minimum					20.2	Minimum of Log Data					3.006
201	Maximum					367	Maximum of Log Data					5.905
202	Mean					93.98	Mean of log Data					4.311
203	Median					70.3	SD of log Data					0.656
204	SD					76.79						
205	Std. Error of Mean					12.3						
206	Coefficient of Variation					0.817						
207	Skewness					2.246						
208												
209	**Relevant UCL Statistics**											
210	**Normal Distribution Test**						**Lognormal Distribution Test**					
211	Shapiro Wilk Test Statistic					0.738	Shapiro Wilk Test Statistic					0.96
212	Shapiro Wilk Critical Value					0.939	Shapiro Wilk Critical Value					0.939
213	**Data not Normal at 5% Significance Level**						**Data appear Lognormal at 5% Significance Level**					
214												
215	**Assuming Normal Distribution**						**Assuming Lognormal Distribution**					
216	95% Student's-t UCL					114.7	95% H-UCL					114.9
217	**95% UCLs (Adjusted for Skewness)**						95% Chebyshev (MVUE) UCL					137.2
218	95% Adjusted-CLT UCL (Chen-1995)					118.9	97.5% Chebyshev (MVUE) UCL					156.8
219	95% Modified-t UCL (Johnson-1978)					115.4	99% Chebyshev (MVUE) UCL					195.3
220												
221	**Gamma Distribution Test**						**Data Distribution**					
222	k star (bias corrected)					2.149	**Data appear Lognormal at 5% Significance Level**					
223	Theta Star					43.73						
224	MLE of Mean					93.98						
225	MLE of Standard Deviation					64.11						
226	nu star					167.6						
227	Approximate Chi Square Value (.05)					138.7	**Nonparametric Statistics**					
228	Adjusted Level of Significance					0.0437	95% CLT UCL					114.2
229	Adjusted Chi Square Value					137.6	95% Jackknife UCL					114.7
230							95% Standard Bootstrap UCL					114
231	Anderson-Darling Test Statistic					1.247	95% Bootstrap-t UCL					123.6
232	Anderson-Darling 5% Critical Value					0.758	95% Hall's Bootstrap UCL					134.2
233	Kolmogorov-Smirnov Test Statistic					0.179	95% Percentile Bootstrap UCL					114.3
234	Kolmogorov-Smirnov 5% Critical Value					0.143	95% BCA Bootstrap UCL					120.6
235	**Data not Gamma Distributed at 5% Significance Level**						95% Chebyshev(Mean, Sd) UCL					147.6
236							97.5% Chebyshev(Mean, Sd) UCL					170.8
237	**Assuming Gamma Distribution**						99% Chebyshev(Mean, Sd) UCL					216.3
238	95% Approximate Gamma UCL					113.6						
239	95% Adjusted Gamma UCL					114.4						
240												
241	**Potential UCL to Use**						Use 95% H-UCL					114.9
242												
243	**ProUCL computes and outputs H-statistic based UCLs for historical reasons only.**											
244	**H-statistic often results in unstable (both high and low) values of UCL95 as shown in examples in the Technical Guide.**											
245	**It is therefore recommended to avoid the use of H-statistic based 95% UCLs.**											
246	**Use of nonparametric methods are preferred to compute UCL95 for skewed data sets which do not follow a gamma distribution.**											
247												
248	**Note: Suggestions regarding the selection of a 95% UCL are provided to help the user to select the most appropriate 95% UCL.**											
249	**These recommendations are based upon the results of the simulation studies summarized in Singh, Singh, and Iaci (2002)**											
250	**and Singh and Singh (2003). For additional insight, the user may want to consult a statistician.**											
251												

	A	B	C	D	E	F	G	H	I	J	K	L
252												
253	**Beryllium**											
254												
255						**General Statistics**						
256					Number of Valid Data	39				Number of Detected Data		29
257					Number of Distinct Detected Data	23				Number of Non-Detect Data		10
258										Percent Non-Detects		25.64%
259												
260					**Raw Statistics**					**Log-transformed Statistics**		
261					Minimum Detected	0.23				Minimum Detected		-1.47
262					Maximum Detected	0.88				Maximum Detected		-0.128
263					Mean of Detected	0.501				Mean of Detected		-0.74
264					SD of Detected	0.16				SD of Detected		0.318
265					Minimum Non-Detect	0.12				Minimum Non-Detect		-2.12
266					Maximum Non-Detect	0.69				Maximum Non-Detect		-0.371
267												
268	Note: Data have multiple DLs - Use of KM Method is recommended									Number treated as Non-Detect		35
269	For all methods (except KM, DL/2, and ROS Methods),									Number treated as Detected		4
270	Observations < Largest ND are treated as NDs									Single DL Non-Detect Percentage		89.74%
271												
272						**UCL Statistics**						
273					**Normal Distribution Test with Detected Values Only**					**Lognormal Distribution Test with Detected Values Only**		
274					Shapiro Wilk Test Statistic	0.936				Shapiro Wilk Test Statistic		0.972
275					5% Shapiro Wilk Critical Value	0.926				5% Shapiro Wilk Critical Value		0.926
276					**Data appear Normal at 5% Significance Level**					**Data appear Lognormal at 5% Significance Level**		
277												
278					**Assuming Normal Distribution**					**Assuming Lognormal Distribution**		
279					DL/2 Substitution Method					DL/2 Substitution Method		
280					Mean	0.423				Mean		-1.009
281					SD	0.199				SD		0.623
282					95% DL/2 (t) UCL	0.477				95% H-Stat (DL/2) UCL		0.543
283												
284					Maximum Likelihood Estimate(MLE) Method					Log ROS Method		
285					Mean	0.417				Mean in Log Scale		-0.862
286					SD	0.219				SD in Log Scale		0.365
287					95% MLE (t) UCL	0.476				Mean in Original Scale		0.45
288					95% MLE (Tiku) UCL	0.659				SD in Original Scale		0.167
289										95% t UCL		0.495
290										95% Percentile Bootstrap UCL		0.495
291										95% BCA Bootstrap UCL		0.5
292										95% H UCL		0.503
293												
294					**Gamma Distribution Test with Detected Values Only**					**Data Distribution Test with Detected Values Only**		
295					k star (bias corrected)	9.421				**Data appear Normal at 5% Significance Level**		
296					Theta Star	0.0531						
297					nu star	546.4						
298												
299					A-D Test Statistic	0.455				**Nonparametric Statistics**		
300					5% A-D Critical Value	0.746				Kaplan-Meier (KM) Method		
301					K-S Test Statistic	0.746				Mean		0.45
302					5% K-S Critical Value	0.162				SD		0.17
303					**Data appear Gamma Distributed at 5% Significance Level**					SE of Mean		0.0286
304										95% KM (t) UCL		0.498
305					**Assuming Gamma Distribution**					95% KM (z) UCL		0.497
306					Gamma ROS Statistics using Extrapolated Data					95% KM (jackknife) UCL		0.495
307					Minimum	0.000001				95% KM (bootstrap t) UCL		0.502
308					Maximum	0.88				95% KM (BCA) UCL		0.505
309					Mean	0.424				95% KM (Percentile Bootstrap) UCL		0.502
310					Median	0.43				95% KM (Chebyshev) UCL		0.574
311					SD	0.214				97.5% KM (Chebyshev) UCL		0.628
312					k star	0.753				99% KM (Chebyshev) UCL		0.734
313					Theta star	0.563						
314					Nu star	58.75				**Potential UCLs to Use**		
315					AppChi2	42.13				95% KM (t) UCL		0.498
316					95% Gamma Approximate UCL	0.591				95% KM (Percentile Bootstrap) UCL		0.502
317					95% Adjusted Gamma UCL	0.599						
318	**Note: DL/2 is not a recommended method.**											
319												
320					**Note: Suggestions regarding the selection of a 95% UCL are provided to help the user to select the most appropriate 95% UCL.**							
321					**These recommendations are based upon the results of the simulation studies summarized in Singh, Maichle, and Lee (2006).**							
322					**For additional insight, the user may want to consult a statistician.**							
323												
324												
325	**Cadmium**											
326												
327						**General Statistics**						
328					Number of Valid Data	39				Number of Detected Data		20
329					Number of Distinct Detected Data	17				Number of Non-Detect Data		19
330										Percent Non-Detects		48.72%
331												
332					**Raw Statistics**					**Log-transformed Statistics**		
333					Minimum Detected	0.081				Minimum Detected		-2.513
334					Maximum Detected	69.1				Maximum Detected		4.236
335					Mean of Detected	5.141				Mean of Detected		-0.827
336					SD of Detected	16.28				SD of Detected		1.681
337					Minimum Non-Detect	0.56				Minimum Non-Detect		-0.58
338					Maximum Non-Detect	0.64				Maximum Non-Detect		-0.446
339												
340	Note: Data have multiple DLs - Use of KM Method is recommended									Number treated as Non-Detect		35
341	For all methods (except KM, DL/2, and ROS Methods),									Number treated as Detected		4

	A	B	C	D	E	F	G	H	I	J	K	L
342	Observations < Largest ND are treated as NDs										Single DL Non-Detect Percentage	89.74%
343												
344						UCL Statistics						
345					Normal Distribution Test with Detected Values Only						Lognormal Distribution Test with Detected Values Only	
346						Shapiro Wilk Test Statistic 0.352					Shapiro Wilk Test Statistic	0.663
347						5% Shapiro Wilk Critical Value 0.905					5% Shapiro Wilk Critical Value	0.905
348					Data not Normal at 5% Significance Level						Data not Lognormal at 5% Significance Level	
349												
350					Assuming Normal Distribution						Assuming Lognormal Distribution	
351						DL/2 Substitution Method					DL/2 Substitution Method	
352						Mean 2.781					Mean	-1.017
353						SD 11.77					SD	1.205
354						95% DL/2 (t) UCL 5.958					95% H-Stat (DL/2) UCL	1.254
355												
356						Maximum Likelihood Estimate(MLE) Method N/A					Log ROS Method	
357					MLE yields a negative mean						Mean in Log Scale	-1.046
358											SD in Log Scale	1.292
359											Mean in Original Scale	2.802
360											SD in Original Scale	11.76
361											95% t UCL	5.978
362											95% Percentile Bootstrap UCL	6.298
363											95% BCA Bootstrap UCL	9.176
364											95% H-UCL	1.445
365												
366					Gamma Distribution Test with Detected Values Only						Data Distribution Test with Detected Values Only	
367						k star (bias corrected) 0.273					Data do not follow a Discernable Distribution (0.05)	
368						Theta Star 18.8						
369						nu star 10.94						
370												
371						A-D Test Statistic 4.777					Nonparametric Statistics	
372						5% A-D Critical Value 0.852					Kaplan-Meier (KM) Method	
373						K-S Test Statistic 0.852					Mean	2.753
374						5% K-S Critical Value 0.211					SD	11.62
375					Data not Gamma Distributed at 5% Significance Level						SE of Mean	1.909
376											95% KM (t) UCL	5.972
377					Assuming Gamma Distribution						95% KM (z) UCL	5.894
378						Gamma ROS Statistics using Extrapolated Data					95% KM (jackknife) UCL	5.932
379						Minimum 0.000001					95% KM (bootstrap t) UCL	156.1
380						Maximum 69.1					95% KM (BCA) UCL	6.266
381						Mean 3.229					95% KM (Percentile Bootstrap) UCL	5.954
382						Median 0.23					95% KM (Chebyshev) UCL	11.08
383						SD 11.8					97.5% KM (Chebyshev) UCL	14.68
384						k star 0.137					99% KM (Chebyshev) UCL	21.75
385						Theta star 23.56						
386						Nu star 10.69					Potential UCLs to Use	
387						AppChi2 4.377					99% KM (Chebyshev) UCL	21.75
388						95% Gamma Approximate UCL 7.886						
389						95% Adjusted Gamma UCL 8.183						
390	Note: DL/2 is not a recommended method.											
391												
392					Note: Suggestions regarding the selection of a 95% UCL are provided to help the user to select the most appropriate 95% UCL.							
393					These recommendations are based upon the results of the simulation studies summarized in Singh, Maichle, and Lee (2006).							
394					For additional insight, the user may want to consult a statistician.							
395												
396												
397	Calcium											
398												
399						General Statistics						
400						Number of Valid Observations 39					Number of Distinct Observations	39
401												
402					Raw Statistics						Log-transformed Statistics	
403						Minimum 432					Minimum of Log Data	6.068
404						Maximum 35700					Maximum of Log Data	10.48
405						Mean 9033					Mean of log Data	8.367
406						Median 4460					SD of log Data	1.362
407						SD 9670						
408						Std. Error of Mean 1549						
409						Coefficient of Variation 1.071						
410						Skewness 1.199						
411												
412						Relevant UCL Statistics						
413					Normal Distribution Test						Lognormal Distribution Test	
414						Shapiro Wilk Test Statistic 0.825					Shapiro Wilk Test Statistic	0.913
415						Shapiro Wilk Critical Value 0.939					Shapiro Wilk Critical Value	0.939
416					Data not Normal at 5% Significance Level						Data not Lognormal at 5% Significance Level	
417												
418					Assuming Normal Distribution						Assuming Lognormal Distribution	
419						95% Student's-t UCL 11644					95% H-UCL	20439
420					95% UCLs (Adjusted for Skewness)						95% Chebyshev (MVUE) UCL	22930
421						95% Adjusted-CLT UCL (Chen-1995) 11897					97.5% Chebyshev (MVUE) UCL	28342
422						95% Modified-t UCL (Johnson-1978) 11693					99% Chebyshev (MVUE) UCL	38974
423												
424					Gamma Distribution Test						Data Distribution	
425						k star (bias corrected) 0.756					Data do not follow a Discernable Distribution (0.05)	
426						Theta Star 11955						
427						MLE of Mean 9033						
428						MLE of Standard Deviation 10392						
429						nu star 58.93						
430						Approximate Chi Square Value (.05) 42.28					Nonparametric Statistics	
431						Adjusted Level of Significance 0.0437					95% CLT UCL	11580

	A	B	C	D	E	F	G	H	I	J	K	L
432					Adjusted Chi Square Value	41.73					95% Jackknife UCL	11644
433											95% Standard Bootstrap UCL	11502
434					Anderson-Darling Test Statistic	1.066					95% Bootstrap-t UCL	12308
435					Anderson-Darling 5% Critical Value	0.787					95% Hall's Bootstrap UCL	12024
436					Kolmogorov-Smirnov Test Statistic	0.172					95% Percentile Bootstrap UCL	11631
437					Kolmogorov-Smirnov 5% Critical Value	0.147					95% BCA Bootstrap UCL	11874
438		**Data not Gamma Distributed at 5% Significance Level**									95% Chebyshev(Mean, Sd) UCL	15783
439											97.5% Chebyshev(Mean, Sd) UCL	18703
440			**Assuming Gamma Distribution**								99% Chebyshev(Mean, Sd) UCL	24440
441					95% Approximate Gamma UCL	12590						
442					95% Adjusted Gamma UCL	12758						
443												
444			**Potential UCL to Use**								Use 95% Chebyshev (Mean, Sd) UCL	15783
445												
446	**Note: Suggestions regarding the selection of a 95% UCL are provided to help the user to select the most appropriate 95% UCL.**											
447	**These recommendations are based upon the results of the simulation studies summarized in Singh, Singh, and Iaci (2002)**											
448	**and Singh and Singh (2003). For additional insight, the user may want to consult a statistician.**											
449												
450				**General UCL Statistics for Data Sets with Non-Detects**								
451		**User Selected Options**										
452			From File	WorkSheet.wst								
453			Full Precision	OFF								
454			Confidence Coefficient	95%								
455		Number of Bootstrap Operations		2000								
456												

	A	B	C	D	E	F	G	H	I	J	K	L
457												
458	**Chromium**											
459												
460	**General Statistics**											
461	Number of Valid Observations					39	Number of Distinct Observations					34
462												
463	**Raw Statistics**						**Log-transformed Statistics**					
464	Minimum					7.6	Minimum of Log Data					2.028
465	Maximum					28.8	Maximum of Log Data					3.36
466	Mean					16.71	Mean of log Data					2.783
467	Median					16.3	SD of log Data					0.265
468	SD					4.193						
469	Std. Error of Mean					0.671						
470	Coefficient of Variation					0.251						
471	Skewness					0.309						
472												
473	**Relevant UCL Statistics**											
474	**Normal Distribution Test**						**Lognormal Distribution Test**					
475	Shapiro Wilk Test Statistic					0.983	Shapiro Wilk Test Statistic					0.968
476	Shapiro Wilk Critical Value					0.939	Shapiro Wilk Critical Value					0.939
477	**Data appear Normal at 5% Significance Level**						**Data appear Lognormal at 5% Significance Level**					
478												
479	**Assuming Normal Distribution**						**Assuming Lognormal Distribution**					
480	95% Student's-t UCL					17.84	95% H-UCL					18.08
481	**95% UCLs (Adjusted for Skewness)**						95% Chebyshev (MVUE) UCL					19.87
482	95% Adjusted-CLT UCL (Chen-1995)					17.85	97.5% Chebyshev (MVUE) UCL					21.23
483	95% Modified-t UCL (Johnson-1978)					17.85	99% Chebyshev (MVUE) UCL					23.9
484												
485	**Gamma Distribution Test**						**Data Distribution**					
486	k star (bias corrected)					14.35	**Data appear Normal at 5% Significance Level**					
487	Theta Star					1.164						
488	MLE of Mean					16.71						
489	MLE of Standard Deviation					4.411						
490	nu star					1119						
491	Approximate Chi Square Value (.05)					1043	**Nonparametric Statistics**					
492	Adjusted Level of Significance					0.0437	95% CLT UCL					17.81
493	Adjusted Chi Square Value					1040	95% Jackknife UCL					17.84
494							95% Standard Bootstrap UCL					17.83
495	Anderson-Darling Test Statistic					0.358	95% Bootstrap-t UCL					17.89
496	Anderson-Darling 5% Critical Value					0.747	95% Hall's Bootstrap UCL					17.98
497	Kolmogorov-Smirnov Test Statistic					0.0992	95% Percentile Bootstrap UCL					17.82
498	Kolmogorov-Smirnov 5% Critical Value					0.141	95% BCA Bootstrap UCL					17.81
499	**Data appear Gamma Distributed at 5% Significance Level**						95% Chebyshev(Mean, Sd) UCL					19.63
500							97.5% Chebyshev(Mean, Sd) UCL					20.9
501	**Assuming Gamma Distribution**						99% Chebyshev(Mean, Sd) UCL					23.39
502	95% Approximate Gamma UCL					17.94						
503	95% Adjusted Gamma UCL					17.99						
504												
505	**Potential UCL to Use**						Use 95% Student's-t UCL					17.84
506												
507	**Note: Suggestions regarding the selection of a 95% UCL are provided to help the user to select the most appropriate 95% UCL.**											
508	**These recommendations are based upon the results of the simulation studies summarized in Singh, Singh, and Iaci (2002)**											
509	**and Singh and Singh (2003). For additional insight, the user may want to consult a statistician.**											
510												

	A	B	C	D	E	F	G	H	I	J	K	L
511												
512	**Chromium, hexavalent**											
513												
514						**General Statistics**						
515					Number of Valid Data	9			Number of Detected Data			2
516					Number of Distinct Detected Data	2			Number of Non-Detect Data			7
517									Percent Non-Detects			77.78%
518												
519					**Raw Statistics**				**Log-transformed Statistics**			
520					Minimum Detected	1.4			Minimum Detected			0.336
521					Maximum Detected	2.8			Maximum Detected			1.03
522					Mean of Detected	2.1			Mean of Detected			0.683
523					SD of Detected	0.99			SD of Detected			0.49
524					Minimum Non-Detect	1.1			Minimum Non-Detect			0.0953
525					Maximum Non-Detect	1.2			Maximum Non-Detect			0.182
526												
527	Note: Data have multiple DLs - Use of KM Method is recommended								Number treated as Non-Detect			7
528	For all methods (except KM, DL/2, and ROS Methods),								Number treated as Detected			2
529	Observations < Largest ND are treated as NDs								Single DL Non-Detect Percentage			77.78%
530												
531	**Warning: Data set has only 2 Distinct Detected Values.**											
532	**This may not be adequate enough to compute meaningful and reliable test statistics and estimates.**											
533	**The Project Team may decide to use alternative site specific values to estimate environmental parameters (e.g., EPC, BTV).**											
534												
535	**Unless Data Quality Objectives (DQOs) have been met, it is suggested to collect additional observations.**											
536												
537	**The number of detected data may not be adequate enough to perform GOF tests, bootstrap, and ROS methods.**											
538	**Those methods will return a 'N/A' value on your output display!**											
539												
540	**It is necessary to have 4 or more Distinct Values for bootstrap methods.**											
541	**However, results obtained using 4 to 9 distinct values may not be reliable.**											
542	**It is recommended to have 10 to 15 or more observations for accurate and meaningful results and estimates.**											
543												
544												
545						**UCL Statistics**						
546					**Normal Distribution Test with Detected Values Only**				**Lognormal Distribution Test with Detected Values Only**			
547					Shapiro Wilk Test Statistic	N/A			Shapiro Wilk Test Statistic			N/A
548					5% Shapiro Wilk Critical Value	N/A			5% Shapiro Wilk Critical Value			N/A
549					**Data not Normal at 5% Significance Level**				**Data not Lognormal at 5% Significance Level**			
550												
551					**Assuming Normal Distribution**				**Assuming Lognormal Distribution**			
552					DL/2 Substitution Method				DL/2 Substitution Method			
553					Mean	0.911			Mean			-0.284
554					SD	0.76			SD			0.577
555					95% DL/2 (t) UCL	1.382			95% H-Stat (DL/2) UCL			1.443
556												
557					Maximum Likelihood Estimate(MLE) Method	N/A			Log ROS Method			
558					**MLE method failed to converge properly**				Mean in Log Scale			N/A
559									SD in Log Scale			N/A
560									Mean in Original Scale			N/A
561									SD in Original Scale			N/A
562									95% t UCL			N/A
563									95% Percentile Bootstrap UCL			N/A
564									95% BCA Bootstrap UCL			N/A
565									95% H-UCL			N/A
566												
567					**Gamma Distribution Test with Detected Values Only**				**Data Distribution Test with Detected Values Only**			
568					k star (bias corrected)	N/A			**Data do not follow a Discernable Distribution (0.05)**			
569					Theta Star	N/A						
570					nu star	N/A						
571												
572					A-D Test Statistic	N/A			**Nonparametric Statistics**			
573					5% A-D Critical Value	N/A			Kaplan-Meier (KM) Method			
574					K-S Test Statistic	N/A			Mean			1.556
575					5% K-S Critical Value	N/A			SD			0.44
576					**Data not Gamma Distributed at 5% Significance Level**				SE of Mean			0.207
577									95% KM (t) UCL			1.941
578					**Assuming Gamma Distribution**				95% KM (z) UCL			1.897
579					Gamma ROS Statistics using Extrapolated Data				95% KM (jackknife) UCL			2.548
580					Minimum	N/A			95% KM (bootstrap t) UCL			N/A
581					Maximum	N/A			95% KM (BCA) UCL			2.8
582					Mean	N/A			95% KM (Percentile Bootstrap) UCL			2.8
583					Median	N/A			95% KM (Chebyshev) UCL			2.46
584					SD	N/A			97.5% KM (Chebyshev) UCL			2.851
585					k star	N/A			99% KM (Chebyshev) UCL			3.619
586					Theta star	N/A						
587					Nu star	N/A			**Potential UCLs to Use**			
588					AppChi2	N/A			95% KM (t) UCL			1.941
589					95% Gamma Approximate UCL	N/A			95% KM (% Bootstrap) UCL			2.8
590					95% Adjusted Gamma UCL	N/A						
591	**Note: DL/2 is not a recommended method.**											
592												
593	**Note: Suggestions regarding the selection of a 95% UCL are provided to help the user to select the most appropriate 95% UCL.**											
594	**These recommendations are based upon the results of the simulation studies summarized in Singh, Maichle, and Lee (2006).**											
595	**For additional insight, the user may want to consult a statistician.**											
596												

	A	B	C	D	E	F	G	H	I	J	K	L
597												
598	**Cobalt**											
599												
600	**General Statistics**											
601	Number of Valid Observations					39	Number of Distinct Observations					36
602												
603	**Raw Statistics**						**Log-transformed Statistics**					
604	Minimum					4	Minimum of Log Data					1.386
605	Maximum					18.2	Maximum of Log Data					2.901
606	Mean					11.01	Mean of log Data					2.348
607	Median					11.2	SD of log Data					0.342
608	SD					3.259						
609	Std. Error of Mean					0.522						
610	Coefficient of Variation					0.296						
611	Skewness					-0.019						
612												
613	**Relevant UCL Statistics**											
614	**Normal Distribution Test**						**Lognormal Distribution Test**					
615	Shapiro Wilk Test Statistic					0.953	Shapiro Wilk Test Statistic					0.891
616	Shapiro Wilk Critical Value					0.939	Shapiro Wilk Critical Value					0.939
617	**Data appear Normal at 5% Significance Level**						**Data not Lognormal at 5% Significance Level**					
618												
619	**Assuming Normal Distribution**						**Assuming Lognormal Distribution**					
620	95% Student's-t UCL					11.89	95% H-UCL					12.27
621	**95% UCLs (Adjusted for Skewness)**						95% Chebyshev (MVUE) UCL					13.78
622	95% Adjusted-CLT UCL (Chen-1995)					11.86	97.5% Chebyshev (MVUE) UCL					14.95
623	95% Modified-t UCL (Johnson-1978)					11.89	99% Chebyshev (MVUE) UCL					17.25
624												
625	**Gamma Distribution Test**						**Data Distribution**					
626	k star (bias corrected)					9.278	**Data appear Normal at 5% Significance Level**					
627	Theta Star					1.186						
628	MLE of Mean					11.01						
629	MLE of Standard Deviation					3.614						
630	nu star					723.7						
631	Approximate Chi Square Value (.05)					662.3	**Nonparametric Statistics**					
632	Adjusted Level of Significance					0.0437	95% CLT UCL					11.87
633	Adjusted Chi Square Value					660	95% Jackknife UCL					11.89
634							95% Standard Bootstrap UCL					11.86
635	Anderson-Darling Test Statistic					1.202	95% Bootstrap-t UCL					11.9
636	Anderson-Darling 5% Critical Value					0.748	95% Hall's Bootstrap UCL					11.88
637	Kolmogorov-Smirnov Test Statistic					0.159	95% Percentile Bootstrap UCL					11.82
638	Kolmogorov-Smirnov 5% Critical Value					0.141	95% BCA Bootstrap UCL					11.85
639	**Data not Gamma Distributed at 5% Significance Level**						95% Chebyshev(Mean, Sd) UCL					13.28
640							97.5% Chebyshev(Mean, Sd) UCL					14.27
641	**Assuming Gamma Distribution**						99% Chebyshev(Mean, Sd) UCL					16.2
642	95% Approximate Gamma UCL					12.03						
643	95% Adjusted Gamma UCL					12.07						
644												
645	**Potential UCL to Use**						Use 95% Student's-t UCL					11.89
646												
647	**Note: Suggestions regarding the selection of a 95% UCL are provided to help the user to select the most appropriate 95% UCL.**											
648	**These recommendations are based upon the results of the simulation studies summarized in Singh, Singh, and Iaci (2002)**											
649	**and Singh and Singh (2003). For additional insight, the user may want to consult a statistician.**											
650												
651	**Note: For highly negative-skewed data, confidence limits**											
652	**(e.g., Chen, Johnson, Lognormal, and Gamma) may not be**											
653	**reliable. Chen's and Johnson's methods provide**											
654	**adjustments for positvely skewed data sets.**											
655												

	A	B	C	D	E	F	G	H	I	J	K	L
656												
657	**Copper**											
658												
659	**General Statistics**											
660	Number of Valid Observations					39	Number of Distinct Observations					34
661												
662	**Raw Statistics**						**Log-transformed Statistics**					
663	Minimum					9.5	Minimum of Log Data					2.251
664	Maximum					220	Maximum of Log Data					5.394
665	Mean					30.32	Mean of log Data					3.191
666	Median					22.8	SD of log Data					0.54
667	SD					34.67						
668	Std. Error of Mean					5.552						
669	Coefficient of Variation					1.144						
670	Skewness					4.787						
671												
672	**Relevant UCL Statistics**											
673	**Normal Distribution Test**						**Lognormal Distribution Test**					
674	Shapiro Wilk Test Statistic					0.418	Shapiro Wilk Test Statistic					0.794
675	Shapiro Wilk Critical Value					0.939	Shapiro Wilk Critical Value					0.939
676	**Data not Normal at 5% Significance Level**						**Data not Lognormal at 5% Significance Level**					
677												
678	**Assuming Normal Distribution**						**Assuming Lognormal Distribution**					
679	95% Student's-t UCL					39.68	95% H-UCL					33.36
680	**95% UCLs (Adjusted for Skewness)**						95% Chebyshev (MVUE) UCL					39.14
681	95% Adjusted-CLT UCL (Chen-1995)					44	97.5% Chebyshev (MVUE) UCL					43.95
682	95% Modified-t UCL (Johnson-1978)					40.39	99% Chebyshev (MVUE) UCL					53.42
683												
684	**Gamma Distribution Test**						**Data Distribution**					
685	k star (bias corrected)					2.248	**Data do not follow a Discernable Distribution (0.05)**					
686	Theta Star					13.49						
687	MLE of Mean					30.32						
688	MLE of Standard Deviation					20.22						
689	nu star					175.3						
690	Approximate Chi Square Value (.05)					145.7	**Nonparametric Statistics**					
691	Adjusted Level of Significance					0.0437	95% CLT UCL					39.45
692	Adjusted Chi Square Value					144.7	95% Jackknife UCL					39.68
693							95% Standard Bootstrap UCL					38.95
694	Anderson-Darling Test Statistic					4.49	95% Bootstrap-t UCL					64.96
695	Anderson-Darling 5% Critical Value					0.757	95% Hall's Bootstrap UCL					77.78
696	Kolmogorov-Smirnov Test Statistic					0.3	95% Percentile Bootstrap UCL					40.39
697	Kolmogorov-Smirnov 5% Critical Value					0.143	95% BCA Bootstrap UCL					45.39
698	**Data not Gamma Distributed at 5% Significance Level**						95% Chebyshev(Mean, Sd) UCL					54.52
699							97.5% Chebyshev(Mean, Sd) UCL					64.99
700	**Assuming Gamma Distribution**						99% Chebyshev(Mean, Sd) UCL					85.56
701	95% Approximate Gamma UCL					36.48						
702	95% Adjusted Gamma UCL					36.75						
703												
704	**Potential UCL to Use**						Use 95% Chebyshev (Mean, Sd) UCL					54.52
705												
706	**Note: Suggestions regarding the selection of a 95% UCL are provided to help the user to select the most appropriate 95% UCL.**											
707	**These recommendations are based upon the results of the simulation studies summarized in Singh, Singh, and Iaci (2002)**											
708	**and Singh and Singh (2003). For additional insight, the user may want to consult a statistician.**											
709												

	A	B	C	D	E	F	G	H	I	J	K	L
710												
711	**Cyanide**											
712												
713						**General Statistics**						
714						Number of Valid Data	10				Number of Detected Data	0
715						Number of Distinct Detected Data	0				Number of Non-Detect Data	10
716											Percent Non-Detects	100.00%
717												
718						**Warning: All observations are Non-Detects (NDs), therefore all statistics and estimates should also be NDs!**						
719						**Specifically, sample mean, UCLs, UPLs, and other statistics are also NDs lying below the largest detection limit!**						
720						**The Project Team may decide to use alternative site specific values to estimate environmental parameters (e.g., EPC, BTV).**						
721												
722						**The data set for variable Cyanide was not processed!**						
723												
724												

	A	B	C	D	E	F	G	H	I	J	K	L
725												
726	Iron											
727												
728						General Statistics						
729					Number of Valid Observations	39				Number of Distinct Observations		36
730												
731					Raw Statistics					Log-transformed Statistics		
732					Minimum	13300				Minimum of Log Data		9.496
733					Maximum	41400				Maximum of Log Data		10.63
734					Mean	26008				Mean of log Data		10.14
735					Median	26800				SD of log Data		0.247
736					SD	5735						
737					Std. Error of Mean	918.4						
738					Coefficient of Variation	0.221						
739					Skewness	-0.244						
740												
741						Relevant UCL Statistics						
742					Normal Distribution Test					Lognormal Distribution Test		
743					Shapiro Wilk Test Statistic	0.941				Shapiro Wilk Test Statistic		0.88
744					Shapiro Wilk Critical Value	0.939				Shapiro Wilk Critical Value		0.939
745					Data appear Normal at 5% Significance Level					Data not Lognormal at 5% Significance Level		
746												
747					Assuming Normal Distribution					Assuming Lognormal Distribution		
748					95% Student's-t UCL	27556				95% H-UCL		27995
749					95% UCLs (Adjusted for Skewness)					95% Chebyshev (MVUE) UCL		30611
750					95% Adjusted-CLT UCL (Chen-1995)	27480				97.5% Chebyshev (MVUE) UCL		32576
751					95% Modified-t UCL (Johnson-1978)	27550				99% Chebyshev (MVUE) UCL		36435
752												
753					Gamma Distribution Test					Data Distribution		
754					k star (bias corrected)	17.17				Data appear Normal at 5% Significance Level		
755					Theta Star	1515						
756					MLE of Mean	26008						
757					MLE of Standard Deviation	6276						
758					nu star	1339						
759					Approximate Chi Square Value (.05)	1255				Nonparametric Statistics		
760					Adjusted Level of Significance	0.0437				95% CLT UCL		27518
761					Adjusted Chi Square Value	1252				95% Jackknife UCL		27556
762										95% Standard Bootstrap UCL		27536
763					Anderson-Darling Test Statistic	1.49				95% Bootstrap-t UCL		27612
764					Anderson-Darling 5% Critical Value	0.747				95% Hall's Bootstrap UCL		27541
765					Kolmogorov-Smirnov Test Statistic	0.163				95% Percentile Bootstrap UCL		27515
766					Kolmogorov-Smirnov 5% Critical Value	0.141				95% BCA Bootstrap UCL		27462
767					Data not Gamma Distributed at 5% Significance Level					95% Chebyshev(Mean, Sd) UCL		30011
768										97.5% Chebyshev(Mean, Sd) UCL		31743
769					Assuming Gamma Distribution					99% Chebyshev(Mean, Sd) UCL		35146
770					95% Approximate Gamma UCL	27748						
771					95% Adjusted Gamma UCL	27818						
772												
773					Potential UCL to Use					Use 95% Student's-t UCL		27556
774												
775					Note: Suggestions regarding the selection of a 95% UCL are provided to help the user to select the most appropriate 95% UCL.							
776					These recommendations are based upon the results of the simulation studies summarized in Singh, Singh, and Iaci (2002)							
777					and Singh and Singh (2003). For additional insight, the user may want to consult a statistician.							
778												
779					Note: For highly negative-skewed data, confidence limits							
780					(e.g., Chen, Johnson, Lognormal, and Gamma) may not be							
781					reliable. Chen's and Johnson's methods provide							
782					adjustments for positvely skewed data sets.							
783												

	A	B	C	D	E	F	G	H	I	J	K	L
784												
785	**Lead**											
786												
787						**General Statistics**						
788					Number of Valid Observations	39					Number of Distinct Observations	39
789												
790					**Raw Statistics**						**Log-transformed Statistics**	
791					Minimum	7.6					Minimum of Log Data	2.028
792					Maximum	173					Maximum of Log Data	5.153
793					Mean	29.77					Mean of log Data	2.971
794					Median	14.9					SD of log Data	0.803
795					SD	37.61						
796					Std. Error of Mean	6.022						
797					Coefficient of Variation	1.263						
798					Skewness	2.629						
799												
800						**Relevant UCL Statistics**						
801					**Normal Distribution Test**						**Lognormal Distribution Test**	
802					Shapiro Wilk Test Statistic	0.581					Shapiro Wilk Test Statistic	0.819
803					Shapiro Wilk Critical Value	0.939					Shapiro Wilk Critical Value	0.939
804					**Data not Normal at 5% Significance Level**						**Data not Lognormal at 5% Significance Level**	
805												
806					**Assuming Normal Distribution**						**Assuming Lognormal Distribution**	
807					95% Student's-t UCL	39.92					95% H-UCL	35.8
808					**95% UCLs (Adjusted for Skewness)**						95% Chebyshev (MVUE) UCL	43.25
809					95% Adjusted-CLT UCL (Chen-1995)	42.38					97.5% Chebyshev (MVUE) UCL	50.44
810					95% Modified-t UCL (Johnson-1978)	40.34					99% Chebyshev (MVUE) UCL	64.56
811												
812					**Gamma Distribution Test**						**Data Distribution**	
813					k star (bias corrected)	1.24					**Data do not follow a Discernable Distribution (0.05)**	
814					Theta Star	24						
815					MLE of Mean	29.77						
816					MLE of Standard Deviation	26.73						
817					nu star	96.73						
818					Approximate Chi Square Value (.05)	75.05					**Nonparametric Statistics**	
819					Adjusted Level of Significance	0.0437					95% CLT UCL	39.67
820					Adjusted Chi Square Value	74.29					95% Jackknife UCL	39.92
821											95% Standard Bootstrap UCL	39.45
822					Anderson-Darling Test Statistic	4.187					95% Bootstrap-t UCL	45.56
823					Anderson-Darling 5% Critical Value	0.77					95% Hall's Bootstrap UCL	42.95
824					Kolmogorov-Smirnov Test Statistic	0.263					95% Percentile Bootstrap UCL	40.37
825					Kolmogorov-Smirnov 5% Critical Value	0.144					95% BCA Bootstrap UCL	42.52
826					**Data not Gamma Distributed at 5% Significance Level**						95% Chebyshev(Mean, Sd) UCL	56.01
827											97.5% Chebyshev(Mean, Sd) UCL	67.37
828					**Assuming Gamma Distribution**						99% Chebyshev(Mean, Sd) UCL	89.68
829					95% Approximate Gamma UCL	38.37						
830					95% Adjusted Gamma UCL	38.76						
831												
832					**Potential UCL to Use**						Use 95% Chebyshev (Mean, Sd) UCL	56.01
833												
834					**Note: Suggestions regarding the selection of a 95% UCL are provided to help the user to select the most appropriate 95% UCL.**							
835					**These recommendations are based upon the results of the simulation studies summarized in Singh, Singh, and Iaci (2002)**							
836					**and Singh and Singh (2003). For additional insight, the user may want to consult a statistician.**							
837												

	A	B	C	D	E	F	G	H	I	J	K	L
838												
839	**Magnesium**											
840												
841	**General Statistics**											
842	Number of Valid Observations					39	Number of Distinct Observations					35
843												
844	**Raw Statistics**						**Log-transformed Statistics**					
845	Minimum					1010	Minimum of Log Data					6.918
846	Maximum					11100	Maximum of Log Data					9.315
847	Mean					4158	Mean of log Data					8.226
848	Median					4210	SD of log Data					0.492
849	SD					1886						
850	Std. Error of Mean					302						
851	Coefficient of Variation					0.454						
852	Skewness					1.141						
853												
854	**Relevant UCL Statistics**											
855	**Normal Distribution Test**						**Lognormal Distribution Test**					
856	Shapiro Wilk Test Statistic					0.925	Shapiro Wilk Test Statistic					0.945
857	Shapiro Wilk Critical Value					0.939	Shapiro Wilk Critical Value					0.939
858	**Data not Normal at 5% Significance Level**						**Data appear Lognormal at 5% Significance Level**					
859												
860	**Assuming Normal Distribution**						**Assuming Lognormal Distribution**					
861	95% Student's-t UCL					4667	95% H-UCL					4914
862	**95% UCLs (Adjusted for Skewness)**						95% Chebyshev (MVUE) UCL					5714
863	95% Adjusted-CLT UCL (Chen-1995)					4713	97.5% Chebyshev (MVUE) UCL					6367
864	95% Modified-t UCL (Johnson-1978)					4676	99% Chebyshev (MVUE) UCL					7651
865												
866	**Gamma Distribution Test**						**Data Distribution**					
867	k star (bias corrected)					4.489	**Data appear Gamma Distributed at 5% Significance Level**					
868	Theta Star					926.1						
869	MLE of Mean					4158						
870	MLE of Standard Deviation					1962						
871	nu star					350.2						
872	Approximate Chi Square Value (.05)					307.8	**Nonparametric Statistics**					
873	Adjusted Level of Significance					0.0437	95% CLT UCL					4654
874	Adjusted Chi Square Value					306.2	95% Jackknife UCL					4667
875							95% Standard Bootstrap UCL					4635
876	Anderson-Darling Test Statistic					0.606	95% Bootstrap-t UCL					4739
877	Anderson-Darling 5% Critical Value					0.751	95% Hall's Bootstrap UCL					4809
878	Kolmogorov-Smirnov Test Statistic					0.108	95% Percentile Bootstrap UCL					4633
879	Kolmogorov-Smirnov 5% Critical Value					0.142	95% BCA Bootstrap UCL					4712
880	**Data appear Gamma Distributed at 5% Significance Level**						95% Chebyshev(Mean, Sd) UCL					5474
881							97.5% Chebyshev(Mean, Sd) UCL					6044
882	**Assuming Gamma Distribution**						99% Chebyshev(Mean, Sd) UCL					7163
883	95% Approximate Gamma UCL					4730						
884	95% Adjusted Gamma UCL					4754						
885												
886	**Potential UCL to Use**						Use 95% Approximate Gamma UCL					4730
887												
888	**Note: Suggestions regarding the selection of a 95% UCL are provided to help the user to select the most appropriate 95% UCL.**											
889	**These recommendations are based upon the results of the simulation studies summarized in Singh, Singh, and Iaci (2002)**											
890	**and Singh and Singh (2003). For additional insight, the user may want to consult a statistician.**											
891												

	A	B	C	D	E	F	G	H	I	J	K	L
892												
893	**Manganese**											
894												
895					**General Statistics**							
896					Number of Valid Observations	39				Number of Distinct Observations		37
897												
898				**Raw Statistics**						**Log-transformed Statistics**		
899					Minimum	162				Minimum of Log Data		5.088
900					Maximum	1270				Maximum of Log Data		7.147
901					Mean	462.4				Mean of log Data		6.046
902					Median	404				SD of log Data		0.416
903					SD	227.7						
904					Std. Error of Mean	36.46						
905					Coefficient of Variation	0.492						
906					Skewness	2.122						
907												
908					**Relevant UCL Statistics**							
909				**Normal Distribution Test**						**Lognormal Distribution Test**		
910					Shapiro Wilk Test Statistic	0.773				Shapiro Wilk Test Statistic		0.935
911					Shapiro Wilk Critical Value	0.939				Shapiro Wilk Critical Value		0.939
912				**Data not Normal at 5% Significance Level**						**Data not Lognormal at 5% Significance Level**		
913												
914				**Assuming Normal Distribution**						**Assuming Lognormal Distribution**		
915					95% Student's-t UCL	523.9				95% H-UCL		522.1
916				**95% UCLs (Adjusted for Skewness)**						95% Chebyshev (MVUE) UCL		597.3
917					95% Adjusted-CLT UCL (Chen-1995)	535.6				97.5% Chebyshev (MVUE) UCL		657
918					95% Modified-t UCL (Johnson-1978)	525.9				99% Chebyshev (MVUE) UCL		774.2
919												
920				**Gamma Distribution Test**						**Data Distribution**		
921					k star (bias corrected)	5.25				**Data do not follow a Discernable Distribution (0.05)**		
922					Theta Star	88.07						
923					MLE of Mean	462.4						
924					MLE of Standard Deviation	201.8						
925					nu star	409.5						
926					Approximate Chi Square Value (.05)	363.6				**Nonparametric Statistics**		
927					Adjusted Level of Significance	0.0437				95% CLT UCL		522.4
928					Adjusted Chi Square Value	361.9				95% Jackknife UCL		523.9
929										95% Standard Bootstrap UCL		521.5
930					Anderson-Darling Test Statistic	1.471				95% Bootstrap-t UCL		547.5
931					Anderson-Darling 5% Critical Value	0.751				95% Hall's Bootstrap UCL		557.2
932					Kolmogorov-Smirnov Test Statistic	0.177				95% Percentile Bootstrap UCL		525.1
933					Kolmogorov-Smirnov 5% Critical Value	0.142				95% BCA Bootstrap UCL		537.6
934				**Data not Gamma Distributed at 5% Significance Level**						95% Chebyshev(Mean, Sd) UCL		621.3
935										97.5% Chebyshev(Mean, Sd) UCL		690.1
936				**Assuming Gamma Distribution**						99% Chebyshev(Mean, Sd) UCL		825.2
937					95% Approximate Gamma UCL	520.8						
938					95% Adjusted Gamma UCL	523.2						
939												
940				**Potential UCL to Use**						Use 95% Student's-t UCL		523.9
941										or 95% Modified-t UCL		525.9
942												
943	**Note: Suggestions regarding the selection of a 95% UCL are provided to help the user to select the most appropriate 95% UCL.**											
944	**These recommendations are based upon the results of the simulation studies summarized in Singh, Singh, and Iaci (2002)**											
945	**and Singh and Singh (2003). For additional insight, the user may want to consult a statistician.**											
946												
947					**General UCL Statistics for Data Sets with Non-Detects**							
948		**User Selected Options**										
949		From File		WorkSheet_a.wst								
950		Full Precision		OFF								
951		Confidence Coefficient		95%								
952		Number of Bootstrap Operations		2000								
953												

	A	B	C	D	E	F	G	H	I	J	K	L
954												
955	**Mercury**											
956												
957						**General Statistics**						
958					Number of Valid Data	39				Number of Detected Data		25
959					Number of Distinct Detected Data	18				Number of Non-Detect Data		14
960										Percent Non-Detects		35.90%
961												
962				**Raw Statistics**						**Log-transformed Statistics**		
963					Minimum Detected	0.0097				Minimum Detected		-4.636
964					Maximum Detected	0.065				Maximum Detected		-2.733
965					Mean of Detected	0.0214				Mean of Detected		-3.956
966					SD of Detected	0.0123				SD of Detected		0.453
967					Minimum Non-Detect	0.039				Minimum Non-Detect		-3.244
968					Maximum Non-Detect	0.12				Maximum Non-Detect		-2.12
969												
970	Note: Data have multiple DLs - Use of KM Method is recommended									Number treated as Non-Detect		39
971	For all methods (except KM, DL/2, and ROS Methods),									Number treated as Detected		0
972	Observations < Largest ND are treated as NDs									Single DL Non-Detect Percentage		100.00%
973												
974						**UCL Statistics**						
975				**Normal Distribution Test with Detected Values Only**						**Lognormal Distribution Test with Detected Values Only**		
976					Shapiro Wilk Test Statistic	0.759				Shapiro Wilk Test Statistic		0.938
977					5% Shapiro Wilk Critical Value	0.918				5% Shapiro Wilk Critical Value		0.918
978				**Data not Normal at 5% Significance Level**						**Data appear Lognormal at 5% Significance Level**		
979												
980				**Assuming Normal Distribution**						**Assuming Lognormal Distribution**		
981					DL/2 Substitution Method					DL/2 Substitution Method		
982					Mean	0.0318				Mean		-3.635
983					SD	0.0195				SD		0.619
984					95% DL/2 (t) UCL	0.037				95% H-Stat (DL/2) UCL		0.0391
985												
986					Maximum Likelihood Estimate(MLE) Method	N/A				Log ROS Method		
987				**MLE method failed to converge properly**						Mean in Log Scale		-3.963
988										SD in Log Scale		0.4
989										Mean in Original Scale		0.0208
990										SD in Original Scale		0.0104
991										95% t UCL		0.0236
992										95% Percentile Bootstrap UCL		0.0238
993										95% BCA Bootstrap UCL		0.0243
994										95% H-UCL		0.0232
995												
996				**Gamma Distribution Test with Detected Values Only**						**Data Distribution Test with Detected Values Only**		
997					k star (bias corrected)	4.075				**Data Follow Appr. Gamma Distribution at 5% Significance Level**		
998					Theta Star	0.00526						
999					nu star	203.7						
1000												
1001					A-D Test Statistic	0.87				**Nonparametric Statistics**		
1002					5% A-D Critical Value	0.748				Kaplan-Meier (KM) Method		
1003					K-S Test Statistic	0.748				Mean		0.0211
1004					5% K-S Critical Value	0.175				SD		0.0117
1005				**Data follow Appr. Gamma Distribution at 5% Significance Level**						SE of Mean		0.0023
1006										95% KM (t) UCL		0.025
1007				**Assuming Gamma Distribution**						95% KM (z) UCL		0.0249
1008					Gamma ROS Statistics using Extrapolated Data					95% KM (jackknife) UCL		0.025
1009					Minimum	0.00869				95% KM (bootstrap t) UCL		0.027
1010					Maximum	0.065				95% KM (BCA) UCL		0.0252
1011					Mean	0.0217				95% KM (Percentile Bootstrap) UCL		0.0251
1012					Median	0.02				95% KM (Chebyshev) UCL		0.0312
1013					SD	0.0105				97.5% KM (Chebyshev) UCL		0.0355
1014					k star	5.265				99% KM (Chebyshev) UCL		0.044
1015					Theta star	0.00411						
1016					Nu star	410.7				**Potential UCLs to Use**		
1017					AppChi2	364.7				95% KM (Percentile Bootstrap) UCL		0.0251
1018					95% Gamma Approximate UCL	0.0244						
1019					95% Adjusted Gamma UCL	0.0245						
1020	**Note: DL/2 is not a recommended method.**											
1021												
1022				**Note: Suggestions regarding the selection of a 95% UCL are provided to help the user to select the most appropriate 95% UCL.**								
1023				**These recommendations are based upon the results of the simulation studies summarized in Singh, Maichle, and Lee (2006).**								
1024				**For additional insight, the user may want to consult a statistician.**								
1025												

	A	B	C	D	E	F	G	H	I	J	K	L
1026												
1027	**Nickel**											
1028												
1029	**General Statistics**											
1030	Number of Valid Observations					39	Number of Distinct Observations					34
1031												
1032	**Raw Statistics**						**Log-transformed Statistics**					
1033	Minimum					10.4	Minimum of Log Data					2.342
1034	Maximum					46.8	Maximum of Log Data					3.846
1035	Mean					25.06	Mean of log Data					3.174
1036	Median					26.3	SD of log Data					0.327
1037	SD					7.266						
1038	Std. Error of Mean					1.163						
1039	Coefficient of Variation					0.29						
1040	Skewness					0.106						
1041												
1042	**Relevant UCL Statistics**											
1043	**Normal Distribution Test**						**Lognormal Distribution Test**					
1044	Shapiro Wilk Test Statistic					0.939	Shapiro Wilk Test Statistic					0.888
1045	Shapiro Wilk Critical Value					0.939	Shapiro Wilk Critical Value					0.939
1046	**Data appear Normal at 5% Significance Level**						**Data not Lognormal at 5% Significance Level**					
1047												
1048	**Assuming Normal Distribution**						**Assuming Lognormal Distribution**					
1049	95% Student's-t UCL					27.03	95% H-UCL					27.76
1050	**95% UCLs (Adjusted for Skewness)**						95% Chebyshev (MVUE) UCL					31.06
1051	95% Adjusted-CLT UCL (Chen-1995)					27	97.5% Chebyshev (MVUE) UCL					33.6
1052	95% Modified-t UCL (Johnson-1978)					27.03	99% Chebyshev (MVUE) UCL					38.6
1053												
1054	**Gamma Distribution Test**						**Data Distribution**					
1055	k star (bias corrected)					9.933	**Data appear Normal at 5% Significance Level**					
1056	Theta Star					2.523						
1057	MLE of Mean					25.06						
1058	MLE of Standard Deviation					7.953						
1059	nu star					774.8						
1060	Approximate Chi Square Value (.05)					711.2	**Nonparametric Statistics**					
1061	Adjusted Level of Significance					0.0437	95% CLT UCL					26.98
1062	Adjusted Chi Square Value					708.8	95% Jackknife UCL					27.03
1063							95% Standard Bootstrap UCL					26.96
1064	Anderson-Darling Test Statistic					1.587	95% Bootstrap-t UCL					27.02
1065	Anderson-Darling 5% Critical Value					0.748	95% Hall's Bootstrap UCL					27.1
1066	Kolmogorov-Smirnov Test Statistic					0.168	95% Percentile Bootstrap UCL					27.01
1067	Kolmogorov-Smirnov 5% Critical Value					0.141	95% BCA Bootstrap UCL					26.9
1068	**Data not Gamma Distributed at 5% Significance Level**						95% Chebyshev(Mean, Sd) UCL					30.14
1069							97.5% Chebyshev(Mean, Sd) UCL					32.33
1070	**Assuming Gamma Distribution**						99% Chebyshev(Mean, Sd) UCL					36.64
1071	95% Approximate Gamma UCL					27.31						
1072	95% Adjusted Gamma UCL					27.4						
1073												
1074	**Potential UCL to Use**						Use 95% Student's-t UCL					27.03
1075												
1076	**Note: Suggestions regarding the selection of a 95% UCL are provided to help the user to select the most appropriate 95% UCL.**											
1077	**These recommendations are based upon the results of the simulation studies summarized in Singh, Singh, and Iaci (2002)**											
1078	**and Singh and Singh (2003). For additional insight, the user may want to consult a statistician.**											
1079												

	A	B	C	D	E	F	G	H	I	J	K	L
1080												
1081	**Potassium**											
1082												
1083						**General Statistics**						
1084					Number of Valid Observations	39					Number of Distinct Observations	39
1085												
1086				**Raw Statistics**						**Log-transformed Statistics**		
1087					Minimum	760					Minimum of Log Data	6.633
1088					Maximum	3490					Maximum of Log Data	8.158
1089					Mean	1670					Mean of log Data	7.351
1090					Median	1590					SD of log Data	0.378
1091					SD	637.5						
1092					Std. Error of Mean	102.1						
1093					Coefficient of Variation	0.382						
1094					Skewness	0.809						
1095												
1096						**Relevant UCL Statistics**						
1097				**Normal Distribution Test**						**Lognormal Distribution Test**		
1098					Shapiro Wilk Test Statistic	0.945					Shapiro Wilk Test Statistic	0.979
1099					Shapiro Wilk Critical Value	0.939					Shapiro Wilk Critical Value	0.939
1100				**Data appear Normal at 5% Significance Level**						**Data appear Lognormal at 5% Significance Level**		
1101												
1102				**Assuming Normal Distribution**						**Assuming Lognormal Distribution**		
1103					95% Student's-t UCL	1842					95% H-UCL	1873
1104				**95% UCLs (Adjusted for Skewness)**							95% Chebyshev (MVUE) UCL	2124
1105					95% Adjusted-CLT UCL (Chen-1995)	1852					97.5% Chebyshev (MVUE) UCL	2320
1106					95% Modified-t UCL (Johnson-1978)	1844					99% Chebyshev (MVUE) UCL	2706
1107												
1108				**Gamma Distribution Test**						**Data Distribution**		
1109					k star (bias corrected)	6.83				**Data appear Normal at 5% Significance Level**		
1110					Theta Star	244.5						
1111					MLE of Mean	1670						
1112					MLE of Standard Deviation	639						
1113					nu star	532.7						
1114					Approximate Chi Square Value (.05)	480.2				**Nonparametric Statistics**		
1115					Adjusted Level of Significance	0.0437					95% CLT UCL	1838
1116					Adjusted Chi Square Value	478.3					95% Jackknife UCL	1842
1117											95% Standard Bootstrap UCL	1833
1118					Anderson-Darling Test Statistic	0.212					95% Bootstrap-t UCL	1856
1119					Anderson-Darling 5% Critical Value	0.75					95% Hall's Bootstrap UCL	1855
1120					Kolmogorov-Smirnov Test Statistic	0.0734					95% Percentile Bootstrap UCL	1836
1121					Kolmogorov-Smirnov 5% Critical Value	0.141					95% BCA Bootstrap UCL	1857
1122				**Data appear Gamma Distributed at 5% Significance Level**							95% Chebyshev(Mean, Sd) UCL	2115
1123											97.5% Chebyshev(Mean, Sd) UCL	2308
1124				**Assuming Gamma Distribution**							99% Chebyshev(Mean, Sd) UCL	2686
1125					95% Approximate Gamma UCL	1853						
1126					95% Adjusted Gamma UCL	1860						
1127												
1128				**Potential UCL to Use**							Use 95% Student's-t UCL	1842
1129												
1130						**Note: Suggestions regarding the selection of a 95% UCL are provided to help the user to select the most appropriate 95% UCL.**						
1131						**These recommendations are based upon the results of the simulation studies summarized in Singh, Singh, and Iaci (2002)**						
1132						**and Singh and Singh (2003). For additional insight, the user may want to consult a statistician.**						
1133												

	A	B	C	D	E	F	G	H	I	J	K	L
1134												
1135	**Selenium**											
1136												
1137						**General Statistics**						
1138						Number of Valid Data	39				Number of Detected Data	11
1139						Number of Distinct Detected Data	10				Number of Non-Detect Data	28
1140											Percent Non-Detects	71.79%
1141												
1142				**Raw Statistics**						**Log-transformed Statistics**		
1143						Minimum Detected	0.42				Minimum Detected	-0.868
1144						Maximum Detected	1.9				Maximum Detected	0.642
1145						Mean of Detected	0.804				Mean of Detected	-0.306
1146						SD of Detected	0.405				SD of Detected	0.417
1147						Minimum Non-Detect	0.41				Minimum Non-Detect	-0.892
1148						Maximum Non-Detect	0.86				Maximum Non-Detect	-0.151
1149												
1150	Note: Data have multiple DLs - Use of KM Method is recommended										Number treated as Non-Detect	35
1151	For all methods (except KM, DL/2, and ROS Methods),										Number treated as Detected	4
1152	Observations < Largest ND are treated as NDs										Single DL Non-Detect Percentage	89.74%
1153												
1154						**UCL Statistics**						
1155				**Normal Distribution Test with Detected Values Only**						**Lognormal Distribution Test with Detected Values Only**		
1156						Shapiro Wilk Test Statistic	0.761				Shapiro Wilk Test Statistic	0.921
1157						5% Shapiro Wilk Critical Value	0.85				5% Shapiro Wilk Critical Value	0.85
1158				**Data not Normal at 5% Significance Level**						**Data appear Lognormal at 5% Significance Level**		
1159												
1160				**Assuming Normal Distribution**						**Assuming Lognormal Distribution**		
1161						DL/2 Substitution Method					DL/2 Substitution Method	
1162						Mean	0.443				Mean	-0.957
1163						SD	0.312				SD	0.487
1164						95% DL/2 (t) UCL	0.528				95% H-Stat (DL/2) UCL	0.503
1165												
1166						Maximum Likelihood Estimate(MLE) Method	N/A				Log ROS Method	
1167				**MLE yields a negative mean**							Mean in Log Scale	-0.885
1168											SD in Log Scale	0.471
1169											Mean in Original Scale	0.469
1170											SD in Original Scale	0.304
1171											95% t UCL	0.552
1172											95% Percentile Bootstrap UCL	0.553
1173											95% BCA Bootstrap UCL	0.591
1174											95% H-UCL	0.533
1175												
1176				**Gamma Distribution Test with Detected Values Only**						**Data Distribution Test with Detected Values Only**		
1177						k star (bias corrected)	4.326			**Data appear Gamma Distributed at 5% Significance Level**		
1178						Theta Star	0.186					
1179						nu star	95.17					
1180												
1181						A-D Test Statistic	0.499			**Nonparametric Statistics**		
1182						5% A-D Critical Value	0.731				Kaplan-Meier (KM) Method	
1183						K-S Test Statistic	0.731				Mean	0.543
1184						5% K-S Critical Value	0.256				SD	0.266
1185				**Data appear Gamma Distributed at 5% Significance Level**							SE of Mean	0.0458
1186											95% KM (t) UCL	0.62
1187				**Assuming Gamma Distribution**							95% KM (z) UCL	0.618
1188						Gamma ROS Statistics using Extrapolated Data					95% KM (jackknife) UCL	0.612
1189						Minimum	0.000001				95% KM (bootstrap t) UCL	0.66
1190						Maximum	1.9				95% KM (BCA) UCL	0.72
1191						Mean	0.36				95% KM (Percentile Bootstrap) UCL	0.672
1192						Median	0.268				95% KM (Chebyshev) UCL	0.742
1193						SD	0.386				97.5% KM (Chebyshev) UCL	0.829
1194						k star	0.221				99% KM (Chebyshev) UCL	0.999
1195						Theta star	1.627					
1196						Nu star	17.27			**Potential UCLs to Use**		
1197						AppChi2	8.863				95% KM (t) UCL	0.62
1198						95% Gamma Approximate UCL	0.702					
1199						95% Adjusted Gamma UCL	0.721					
1200	**Note: DL/2 is not a recommended method.**											
1201												
1202				**Note: Suggestions regarding the selection of a 95% UCL are provided to help the user to select the most appropriate 95% UCL.**								
1203				**These recommendations are based upon the results of the simulation studies summarized in Singh, Maichle, and Lee (2006).**								
1204				**For additional insight, the user may want to consult a statistician.**								
1205												

	A	B	C	D	E	F	G	H	I	J	K	L
1206												
1207	**Silver**											
1208												
1209						**General Statistics**						
1210					Number of Valid Data	39				Number of Detected Data		3
1211					Number of Distinct Detected Data	3				Number of Non-Detect Data		36
1212										Percent Non-Detects		92.31%
1213												
1214					**Raw Statistics**					**Log-transformed Statistics**		
1215					Minimum Detected	0.25				Minimum Detected		-1.386
1216					Maximum Detected	0.78				Maximum Detected		-0.248
1217					Mean of Detected	0.437				Mean of Detected		-0.969
1218					SD of Detected	0.298				SD of Detected		0.627
1219					Minimum Non-Detect	1.1				Minimum Non-Detect		0.0953
1220					Maximum Non-Detect	1.3				Maximum Non-Detect		0.262
1221												
1222	Note: Data have multiple DLs - Use of KM Method is recommended									Number treated as Non-Detect		39
1223	For all methods (except KM, DL/2, and ROS Methods),									Number treated as Detected		0
1224	Observations < Largest ND are treated as NDs									Single DL Non-Detect Percentage		100.00%
1225												
1226					**Warning: There are only 3 Distinct Detected Values in this data set**							
1227					**The number of detected data may not be adequate enough to perform GOF tests, bootstrap, and ROS methods.**							
1228					**Those methods will return a 'N/A' value on your output display!**							
1229												
1230					**It is necessary to have 4 or more Distinct Values for bootstrap methods.**							
1231					**However, results obtained using 4 to 9 distinct values may not be reliable.**							
1232					**It is recommended to have 10 to 15 or more observations for accurate and meaningful results and estimates.**							
1233												
1234												
1235						**UCL Statistics**						
1236					**Normal Distribution Test with Detected Values Only**					**Lognormal Distribution Test with Detected Values Only**		
1237					Shapiro Wilk Test Statistic	0.792				Shapiro Wilk Test Statistic		0.824
1238					5% Shapiro Wilk Critical Value	0.767				5% Shapiro Wilk Critical Value		0.767
1239					**Data appear Normal at 5% Significance Level**					**Data appear Lognormal at 5% Significance Level**		
1240												
1241					**Assuming Normal Distribution**					**Assuming Lognormal Distribution**		
1242					DL/2 Substitution Method					DL/2 Substitution Method		
1243					Mean	0.581				Mean		-0.558
1244					SD	0.0836				SD		0.192
1245					95% DL/2 (t) UCL	0.604				95% H-Stat (DL/2) UCL		0.616
1246												
1247					Maximum Likelihood Estimate(MLE) Method	N/A				Log ROS Method		
1248					**MLE method failed to converge properly**					Mean in Log Scale		-0.969
1249										SD in Log Scale		0.709
1250										Mean in Original Scale		0.482
1251										SD in Original Scale		0.357
1252										95% t UCL		0.579
1253										95% Percentile Bootstrap UCL		0.581
1254										95% BCA Bootstrap UCL		0.595
1255										95% H-UCL		0.62
1256												
1257					**Gamma Distribution Test with Detected Values Only**					**Data Distribution Test with Detected Values Only**		
1258					k star (bias corrected)	N/A				**Data appear Normal at 5% Significance Level**		
1259					Theta Star	N/A						
1260					nu star	N/A						
1261												
1262					A-D Test Statistic	N/A				**Nonparametric Statistics**		
1263					5% A-D Critical Value	N/A				Kaplan-Meier (KM) Method		
1264					K-S Test Statistic	N/A				Mean		0.437
1265					5% K-S Critical Value	N/A				SD		0.243
1266					**Data not Gamma Distributed at 5% Significance Level**					SE of Mean		0.172
1267										95% KM (t) UCL		0.726
1268					**Assuming Gamma Distribution**					95% KM (z) UCL		0.719
1269					Gamma ROS Statistics using Extrapolated Data					95% KM (jackknife) UCL		0.787
1270					Minimum	N/A				95% KM (bootstrap t) UCL		4.543
1271					Maximum	N/A				95% KM (BCA) UCL		N/A
1272					Mean	N/A				95% KM (Percentile Bootstrap) UCL		0.78
1273					Median	N/A				95% KM (Chebyshev) UCL		1.186
1274					SD	N/A				97.5% KM (Chebyshev) UCL		1.51
1275					k star	N/A				99% KM (Chebyshev) UCL		2.147
1276					Theta star	N/A						
1277					Nu star	N/A				**Potential UCLs to Use**		
1278					AppChi2	N/A				95% KM (t) UCL		0.726
1279					95% Gamma Approximate UCL	N/A				95% KM (Percentile Bootstrap) UCL		0.78
1280					95% Adjusted Gamma UCL	N/A						
1281	**Note: DL/2 is not a recommended method.**											
1282												
1283					**Note: Suggestions regarding the selection of a 95% UCL are provided to help the user to select the most appropriate 95% UCL.**							
1284					**These recommendations are based upon the results of the simulation studies summarized in Singh, Maichle, and Lee (2006).**							
1285					**For additional insight, the user may want to consult a statistician.**							
1286												

	A	B	C	D	E	F	G	H	I	J	K	L
1287												
1288	**Sodium**											
1289												
1290						**General Statistics**						
1291					Number of Valid Data	38				Number of Detected Data		13
1292					Number of Distinct Detected Data	13				Number of Non-Detect Data		25
1293										Percent Non-Detects		65.79%
1294												
1295				**Raw Statistics**						**Log-transformed Statistics**		
1296					Minimum Detected	46.4				Minimum Detected		3.837
1297					Maximum Detected	389				Maximum Detected		5.964
1298					Mean of Detected	119.3				Mean of Detected		4.626
1299					SD of Detected	86.99				SD of Detected		0.536
1300					Minimum Non-Detect	64.5				Minimum Non-Detect		4.167
1301					Maximum Non-Detect	624				Maximum Non-Detect		6.436
1302												
1303	Note: Data have multiple DLs - Use of KM Method is recommended									Number treated as Non-Detect		38
1304	For all methods (except KM, DL/2, and ROS Methods),									Number treated as Detected		0
1305	Observations < Largest ND are treated as NDs									Single DL Non-Detect Percentage		100.00%
1306												
1307						**UCL Statistics**						
1308				**Normal Distribution Test with Detected Values Only**						**Lognormal Distribution Test with Detected Values Only**		
1309					Shapiro Wilk Test Statistic	0.655				Shapiro Wilk Test Statistic		0.898
1310					5% Shapiro Wilk Critical Value	0.866				5% Shapiro Wilk Critical Value		0.866
1311				**Data not Normal at 5% Significance Level**						**Data appear Lognormal at 5% Significance Level**		
1312												
1313				**Assuming Normal Distribution**						**Assuming Lognormal Distribution**		
1314					DL/2 Substitution Method					DL/2 Substitution Method		
1315					Mean	104				Mean		4.378
1316					SD	91.23				SD		0.689
1317					95% DL/2 (t) UCL	129				95% H-Stat (DL/2) UCL		127.7
1318												
1319					Maximum Likelihood Estimate(MLE) Method	N/A				Log ROS Method		
1320				**MLE method failed to converge properly**						Mean in Log Scale		4.255
1321										SD in Log Scale		0.43
1322										Mean in Original Scale		79.52
1323										SD in Original Scale		57.95
1324										95% t UCL		95.39
1325										95% Percentile Bootstrap UCL		96.54
1326										95% BCA Bootstrap UCL		106.3
1327										95% H-UCL		88.14
1328												
1329				**Gamma Distribution Test with Detected Values Only**						**Data Distribution Test with Detected Values Only**		
1330					k star (bias corrected)	2.637				**Data Follow Appr. Gamma Distribution at 5% Significance Level**		
1331					Theta Star	45.26						
1332					nu star	68.55						
1333												
1334					A-D Test Statistic	0.823				**Nonparametric Statistics**		
1335					5% A-D Critical Value	0.738				Kaplan-Meier (KM) Method		
1336					K-S Test Statistic	0.738				Mean		83.11
1337					5% K-S Critical Value	0.238				SD		61.42
1338				**Data follow Appr. Gamma Distribution at 5% Significance Level**						SE of Mean		11.52
1339										95% KM (t) UCL		102.5
1340				**Assuming Gamma Distribution**						95% KM (z) UCL		102.1
1341					Gamma ROS Statistics using Extrapolated Data					95% KM (jackknife) UCL		102.3
1342					Minimum	22.42				95% KM (bootstrap t) UCL		112.6
1343					Maximum	389				95% KM (BCA) UCL		114.3
1344					Mean	80.56				95% KM (Percentile Bootstrap) UCL		106.9
1345					Median	81.79				95% KM (Chebyshev) UCL		133.3
1346					SD	60.91				97.5% KM (Chebyshev) UCL		155.1
1347					k star	2.547				99% KM (Chebyshev) UCL		197.7
1348					Theta star	31.63						
1349					Nu star	193.6				**Potential UCLs to Use**		
1350					AppChi2	162.4				95% KM (t) UCL		102.5
1351					95% Gamma Approximate UCL	96.03						
1352					95% Adjusted Gamma UCL	96.74						
1353	**Note: DL/2 is not a recommended method.**											
1354												
1355				**Note: Suggestions regarding the selection of a 95% UCL are provided to help the user to select the most appropriate 95% UCL.**								
1356				**These recommendations are based upon the results of the simulation studies summarized in Singh, Maichle, and Lee (2006).**								
1357				**For additional insight, the user may want to consult a statistician.**								
1358												

	A	B	C	D	E	F	G	H	I	J	K	L
1359												
1360	**Thallium**											
1361												
1362						**General Statistics**						
1363					Number of Valid Data	39				Number of Detected Data		29
1364					Number of Distinct Detected Data	20				Number of Non-Detect Data		10
1365										Percent Non-Detects		25.64%
1366												
1367				**Raw Statistics**						**Log-transformed Statistics**		
1368					Minimum Detected	0.27				Minimum Detected		-1.309
1369					Maximum Detected	0.76				Maximum Detected		-0.274
1370					Mean of Detected	0.465				Mean of Detected		-0.792
1371					SD of Detected	0.112				SD of Detected		0.234
1372					Minimum Non-Detect	0.58				Minimum Non-Detect		-0.545
1373					Maximum Non-Detect	0.82				Maximum Non-Detect		-0.198
1374												
1375	Note: Data have multiple DLs - Use of KM Method is recommended									Number treated as Non-Detect		39
1376	For all methods (except KM, DL/2, and ROS Methods),									Number treated as Detected		0
1377	Observations < Largest ND are treated as NDs									Single DL Non-Detect Percentage		100.00%
1378												
1379						**UCL Statistics**						
1380				**Normal Distribution Test with Detected Values Only**						**Lognormal Distribution Test with Detected Values Only**		
1381					Shapiro Wilk Test Statistic	0.946				Shapiro Wilk Test Statistic		0.982
1382					5% Shapiro Wilk Critical Value	0.926				5% Shapiro Wilk Critical Value		0.926
1383				**Data appear Normal at 5% Significance Level**						**Data appear Lognormal at 5% Significance Level**		
1384												
1385				**Assuming Normal Distribution**						**Assuming Lognormal Distribution**		
1386					DL/2 Substitution Method					DL/2 Substitution Method		
1387					Mean	0.428				Mean		-0.884
1388					SD	0.118				SD		0.262
1389					95% DL/2 (t) UCL	0.459				95% H-Stat (DL/2) UCL		0.461
1390												
1391					Maximum Likelihood Estimate(MLE) Method	N/A				Log ROS Method		
1392				**MLE method failed to converge properly**						Mean in Log Scale		-0.806
1393										SD in Log Scale		0.207
1394										Mean in Original Scale		0.456
1395										SD in Original Scale		0.0994
1396										95% t UCL		0.483
1397										95% Percentile Bootstrap UCL		0.484
1398										95% BCA Bootstrap UCL		0.485
1399										95% H-UCL		0.484
1400												
1401				**Gamma Distribution Test with Detected Values Only**						**Data Distribution Test with Detected Values Only**		
1402					k star (bias corrected)	16.86				**Data appear Normal at 5% Significance Level**		
1403					Theta Star	0.0276						
1404					nu star	978						
1405												
1406					A-D Test Statistic	0.367				**Nonparametric Statistics**		
1407					5% A-D Critical Value	0.744				Kaplan-Meier (KM) Method		
1408					K-S Test Statistic	0.744				Mean		0.456
1409					5% K-S Critical Value	0.162				SD		0.104
1410				**Data appear Gamma Distributed at 5% Significance Level**						SE of Mean		0.0184
1411										95% KM (t) UCL		0.488
1412				**Assuming Gamma Distribution**						95% KM (z) UCL		0.487
1413					Gamma ROS Statistics using Extrapolated Data					95% KM (jackknife) UCL		0.488
1414					Minimum	0.27				95% KM (bootstrap t) UCL		0.491
1415					Maximum	0.76				95% KM (BCA) UCL		0.487
1416					Mean	0.465				95% KM (Percentile Bootstrap) UCL		0.489
1417					Median	0.46				95% KM (Chebyshev) UCL		0.537
1418					SD	0.0989				97.5% KM (Chebyshev) UCL		0.572
1419					k star	22.06				99% KM (Chebyshev) UCL		0.64
1420					Theta star	0.0211						
1421					Nu star	1721				**Potential UCLs to Use**		
1422					AppChi2	1625				95% KM (t) UCL		0.488
1423					95% Gamma Approximate UCL	0.492				95% KM (Percentile Bootstrap) UCL		0.489
1424					95% Adjusted Gamma UCL	0.493						
1425	**Note: DL/2 is not a recommended method.**											
1426												
1427				**Note: Suggestions regarding the selection of a 95% UCL are provided to help the user to select the most appropriate 95% UCL.**								
1428				**These recommendations are based upon the results of the simulation studies summarized in Singh, Maichle, and Lee (2006).**								
1429				**For additional insight, the user may want to consult a statistician.**								
1430												

	A	B	C	D	E	F	G	H	I	J	K	L
1431												
1432	**Vanadium**											
1433												
1434	**General Statistics**											
1435	Number of Valid Observations					39	Number of Distinct Observations					34
1436												
1437	**Raw Statistics**						**Log-transformed Statistics**					
1438	Minimum					7.4	Minimum of Log Data					2.001
1439	Maximum					28	Maximum of Log Data					3.332
1440	Mean					18.91	Mean of log Data					2.899
1441	Median					18.3	SD of log Data					0.302
1442	SD					5.067						
1443	Std. Error of Mean					0.811						
1444	Coefficient of Variation					0.268						
1445	Skewness					-0.21						
1446												
1447	**Relevant UCL Statistics**											
1448	**Normal Distribution Test**						**Lognormal Distribution Test**					
1449	Shapiro Wilk Test Statistic					0.97	Shapiro Wilk Test Statistic					0.927
1450	Shapiro Wilk Critical Value					0.939	Shapiro Wilk Critical Value					0.939
1451	**Data appear Normal at 5% Significance Level**						**Data not Lognormal at 5% Significance Level**					
1452												
1453	**Assuming Normal Distribution**						**Assuming Lognormal Distribution**					
1454	95% Student's-t UCL					20.27	95% H-UCL					20.74
1455	**95% UCLs (Adjusted for Skewness)**						95% Chebyshev (MVUE) UCL					23.05
1456	95% Adjusted-CLT UCL (Chen-1995)					20.21	97.5% Chebyshev (MVUE) UCL					24.81
1457	95% Modified-t UCL (Johnson-1978)					20.27	99% Chebyshev (MVUE) UCL					28.27
1458												
1459	**Gamma Distribution Test**						**Data Distribution**					
1460	k star (bias corrected)					11.56	**Data appear Normal at 5% Significance Level**					
1461	Theta Star					1.635						
1462	MLE of Mean					18.91						
1463	MLE of Standard Deviation					5.559						
1464	nu star					902						
1465	Approximate Chi Square Value (.05)					833.3	**Nonparametric Statistics**					
1466	Adjusted Level of Significance					0.0437	95% CLT UCL					20.24
1467	Adjusted Chi Square Value					830.7	95% Jackknife UCL					20.27
1468							95% Standard Bootstrap UCL					20.23
1469	Anderson-Darling Test Statistic					0.473	95% Bootstrap-t UCL					20.27
1470	Anderson-Darling 5% Critical Value					0.748	95% Hall's Bootstrap UCL					20.26
1471	Kolmogorov-Smirnov Test Statistic					0.104	95% Percentile Bootstrap UCL					20.25
1472	Kolmogorov-Smirnov 5% Critical Value					0.141	95% BCA Bootstrap UCL					20.13
1473	**Data appear Gamma Distributed at 5% Significance Level**						95% Chebyshev(Mean, Sd) UCL					22.44
1474							97.5% Chebyshev(Mean, Sd) UCL					23.97
1475	**Assuming Gamma Distribution**						99% Chebyshev(Mean, Sd) UCL					26.98
1476	95% Approximate Gamma UCL					20.46						
1477	95% Adjusted Gamma UCL					20.53						
1478												
1479	**Potential UCL to Use**						Use 95% Student's-t UCL					20.27
1480												
1481	**Note: Suggestions regarding the selection of a 95% UCL are provided to help the user to select the most appropriate 95% UCL.**											
1482	**These recommendations are based upon the results of the simulation studies summarized in Singh, Singh, and Iaci (2002)**											
1483	**and Singh and Singh (2003). For additional insight, the user may want to consult a statistician.**											
1484												
1485	**Note: For highly negative-skewed data, confidence limits**											
1486	**(e.g., Chen, Johnson, Lognormal, and Gamma) may not be**											
1487	**reliable. Chen's and Johnson's methods provide**											
1488	**adjustments for positvely skewed data sets.**											
1489												

	A	B	C	D	E	F	G	H	I	J	K	L
1490												
1491	Zinc											
1492												
1493					General Statistics							
1494					Number of Valid Observations	39				Number of Distinct Observations		36
1495												
1496				Raw Statistics						Log-transformed Statistics		
1497					Minimum	41.6				Minimum of Log Data		3.728
1498					Maximum	890				Maximum of Log Data		6.791
1499					Mean	110.7				Mean of log Data		4.386
1500					Median	69.5				SD of log Data		0.626
1501					SD	153.8						
1502					Std. Error of Mean	24.62						
1503					Coefficient of Variation	1.389						
1504					Skewness	4.161						
1505												
1506					Relevant UCL Statistics							
1507			Normal Distribution Test							Lognormal Distribution Test		
1508					Shapiro Wilk Test Statistic	0.407				Shapiro Wilk Test Statistic		0.694
1509					Shapiro Wilk Critical Value	0.939				Shapiro Wilk Critical Value		0.939
1510			Data not Normal at 5% Significance Level							Data not Lognormal at 5% Significance Level		
1511												
1512			Assuming Normal Distribution							Assuming Lognormal Distribution		
1513					95% Student's-t UCL	152.2				95% H-UCL		119.9
1514			95% UCLs (Adjusted for Skewness)							95% Chebyshev (MVUE) UCL		142.6
1515					95% Adjusted-CLT UCL (Chen-1995)	168.7				97.5% Chebyshev (MVUE) UCL		162.3
1516					95% Modified-t UCL (Johnson-1978)	154.9				99% Chebyshev (MVUE) UCL		200.9
1517												
1518			Gamma Distribution Test							Data Distribution		
1519					k star (bias corrected)	1.593				Data do not follow a Discernable Distribution (0.05)		
1520					Theta Star	69.45						
1521					MLE of Mean	110.7						
1522					MLE of Standard Deviation	87.67						
1523					nu star	124.3						
1524					Approximate Chi Square Value (.05)	99.54				Nonparametric Statistics		
1525					Adjusted Level of Significance	0.0437				95% CLT UCL		151.2
1526					Adjusted Chi Square Value	98.67				95% Jackknife UCL		152.2
1527										95% Standard Bootstrap UCL		150
1528					Anderson-Darling Test Statistic	6.394				95% Bootstrap-t UCL		211.3
1529					Anderson-Darling 5% Critical Value	0.763				95% Hall's Bootstrap UCL		175
1530					Kolmogorov-Smirnov Test Statistic	0.347				95% Percentile Bootstrap UCL		155.6
1531					Kolmogorov-Smirnov 5% Critical Value	0.144				95% BCA Bootstrap UCL		172.7
1532			Data not Gamma Distributed at 5% Significance Level							95% Chebyshev(Mean, Sd) UCL		218
1533										97.5% Chebyshev(Mean, Sd) UCL		264.4
1534			Assuming Gamma Distribution							99% Chebyshev(Mean, Sd) UCL		355.7
1535					95% Approximate Gamma UCL	138.2						
1536					95% Adjusted Gamma UCL	139.4						
1537												
1538			Potential UCL to Use							Use 95% Chebyshev (Mean, Sd) UCL		218
1539												
1540			Note: Suggestions regarding the selection of a 95% UCL are provided to help the user to select the most appropriate 95% UCL.									
1541			These recommendations are based upon the results of the simulation studies summarized in Singh, Singh, and Iaci (2002)									
1542			and Singh and Singh (2003). For additional insight, the user may want to consult a statistician.									
1543												

	A	B	C	D	E	F	G	H	I	J	K	L
1				General UCL Statistics for Data Sets with Non-Detects								
2			User Selected Options									
3			From File	WorkSheet.wst								
4			Full Precision	OFF								
5			Confidence Coefficient	95%								
6			Number of Bootstrap Operations	2000								
7												
8												
9	1,2,4-Trichlorobenzene											
10												
11						General Statistics						
12						Number of Valid Data	4		Number of Detected Data			0
13						Number of Distinct Detected Data	0		Number of Non-Detect Data			4
14									Percent Non-Detects			100.00%
15												
16						Warning: This data set only has 4 observations!						
17						Data set is too small to compute reliable and meaningful statistics and estimates!						
18						The data set for variable 1,2,4-Trichlorobenzene was not processed!						
19												
20						It is suggested to collect at least 8 to 10 observations before using these statistical methods!						
21						If possible, compute and collect Data Quality Objectives (DQO) based sample size and analytical results.						
22												

	A	B	C	D	E	F	G	H	I	J	K	L
23												
24												
25												
26	1,2-Dichlorobenzene											
27												
28	General Statistics											
29					Number of Valid Data	4				Number of Detected Data		0
30					Number of Distinct Detected Data	0				Number of Non-Detect Data		4
31										Percent Non-Detects		100.00%
32												
33	Warning: This data set only has 4 observations!											
34	Data set is too small to compute reliable and meaningful statistics and estimates!											
35	The data set for variable 1,2-Dichlorobenzene was not processed!											
36												
37	It is suggested to collect at least 8 to 10 observations before using these statistical methods!											
38	If possible, compute and collect Data Quality Objectives (DQO) based sample size and analytical results.											
39												

	A	B	C	D	E	F	G	H	I	J	K	L
40												
41												
42	1,3-Dichlorobenzene											
43												
44	General Statistics											
45					Number of Valid Data	4				Number of Detected Data		0
46					Number of Distinct Detected Data	0				Number of Non-Detect Data		4
47										Percent Non-Detects		100.00%
48												
49	Warning: This data set only has 4 observations!											
50	Data set is too small to compute reliable and meaningful statistics and estimates!											
51	The data set for variable 1,3-Dichlorobenzene was not processed!											
52												
53	It is suggested to collect at least 8 to 10 observations before using these statistical methods!											
54	If possible, compute and collect Data Quality Objectives (DQO) based sample size and analytical results.											
55												
56												

	A	B	C	D	E	F	G	H	I	J	K	L
57												
58	1,4-Dichlorobenzene											
59												
60						General Statistics						
61					Number of Valid Data	4				Number of Detected Data		0
62					Number of Distinct Detected Data	0				Number of Non-Detect Data		4
63										Percent Non-Detects		100.00%
64												
65						Warning: This data set only has 4 observations!						
66						Data set is too small to compute reliable and meaningful statistics and estimates!						
67						The data set for variable 1,4-Dichlorobenzene was not processed!						
68												
69						It is suggested to collect at least 8 to 10 observations before using these statistical methods!						
70						If possible, compute and collect Data Quality Objectives (DQO) based sample size and analytical results.						

	A	B	C	D	E	F	G	H	I	J	K	L
71												
72	2,4,5-Trichlorophenol											
73												
74	General Statistics											
75					Number of Valid Data	4				Number of Detected Data		0
76					Number of Distinct Detected Data	0				Number of Non-Detect Data		4
77										Percent Non-Detects		100.00%
78												
79	Warning: This data set only has 4 observations!											
80	Data set is too small to compute reliable and meaningful statistics and estimates!											
81	The data set for variable 2,4,5-Trichlorophenol was not processed!											
82												
83	It is suggested to collect at least 8 to 10 observations before using these statistical methods!											
84	If possible, compute and collect Data Quality Objectives (DQO) based sample size and analytical results.											
85												

	A	B	C	D	E	F	G	H	I	J	K	L
86												
87												
88	2,4,6-Trichlorophenol											
89												
90	General Statistics											
91					Number of Valid Data	4				Number of Detected Data		0
92					Number of Distinct Detected Data	0				Number of Non-Detect Data		4
93										Percent Non-Detects		100.00%
94												
95	Warning: This data set only has 4 observations!											
96	Data set is too small to compute reliable and meaningful statistics and estimates!											
97	The data set for variable 2,4,6-Trichlorophenol was not processed!											
98												
99	It is suggested to collect at least 8 to 10 observations before using these statistical methods!											
100	If possible, compute and collect Data Quality Objectives (DQO) based sample size and analytical results.											
101												

	A	B	C	D	E	F	G	H	I	J	K	L
102												
103	2,4-Dichlorophenol											
104												
105						General Statistics						
106				Number of Valid Data		4				Number of Detected Data		0
107			Number of Distinct Detected Data			0				Number of Non-Detect Data		4
108										Percent Non-Detects		100.00%
109												
110					Warning: This data set only has 4 observations!							
111				Data set is too small to compute reliable and meaningful statistics and estimates!								
112				The data set for variable 2,4-Dichlorophenol was not processed!								
113												
114			It is suggested to collect at least 8 to 10 observations before using these statistical methods!									
115			If possible, compute and collect Data Quality Objectives (DQO) based sample size and analytical results.									
116												

	A	B	C	D	E	F	G	H	I	J	K	L
117												
118												
119	2,4-Dinitrophenol											
120												
121	General Statistics											
122					Number of Valid Data	4				Number of Detected Data		0
123					Number of Distinct Detected Data	0				Number of Non-Detect Data		4
124										Percent Non-Detects		100.00%
125												
126	Warning: This data set only has 4 observations!											
127	Data set is too small to compute reliable and meaningful statistics and estimates!											
128	The data set for variable 2,4-Dinitrophenol was not processed!											
129												
130	It is suggested to collect at least 8 to 10 observations before using these statistical methods!											
131	If possible, compute and collect Data Quality Objectives (DQO) based sample size and analytical results.											
132												

	A	B	C	D	E	F	G	H	I	J	K	L
133												
134												
135	2,4-Dinitrotoluene											
136												
137						General Statistics						
138					Number of Valid Data	8				Number of Detected Data		0
139					Number of Distinct Detected Data	0				Number of Non-Detect Data		8
140										Percent Non-Detects		100.00%
141												
142					Warning: All observations are Non-Detects (NDs), therefore all statistics and estimates should also be NDs!							
143					Specifically, sample mean, UCLs, UPLs, and other statistics are also NDs lying below the largest detection limit!							
144					The Project Team may decide to use alternative site specific values to estimate environmental parameters (e.g., EPC, BTV).							
145												
146					The data set for variable 2,4-Dinitrotoluene was not processed!							
147												

	A	B	C	D	E	F	G	H	I	J	K	L
148												
149												
150	2-Chloronaphthalene											
151												
152						General Statistics						
153					Number of Valid Data	4				Number of Detected Data		0
154					Number of Distinct Detected Data	0				Number of Non-Detect Data		4
155										Percent Non-Detects		100.00%
156												
157					Warning: This data set only has 4 observations!							
158					Data set is too small to compute reliable and meaningful statistics and estimates!							
159					The data set for variable 2-Chloronaphthalene was not processed!							
160												
161					It is suggested to collect at least 8 to 10 observations before using these statistical methods!							
162					If possible, compute and collect Data Quality Objectives (DQO) based sample size and analytical results.							
163												
164												
165				General UCL Statistics for Data Sets with Non-Detects								
166			User Selected Options									
167			From File	WorkSheet_a.wst								
168			Full Precision	OFF								
169			Confidence Coefficient	95%								
170			Number of Bootstrap Operations	2000								
171												

	A	B	C	D	E	F	G	H	I	J	K	L
172												
173	**2-Chloronaphthalene**											
174												
175	**General Statistics**											
176					Number of Valid Data	4				Number of Detected Data		0
177					Number of Distinct Detected Data	0				Number of Non-Detect Data		4
178										Percent Non-Detects		100.00%
179												
180	**Warning: This data set only has 4 observations!**											
181	**Data set is too small to compute reliable and meaningful statistics and estimates!**											
182	**The data set for variable 2-Chloronaphthalene was not processed!**											
183												
184	**It is suggested to collect at least 8 to 10 observations before using these statistical methods!**											
185	**If possible, compute and collect Data Quality Objectives (DQO) based sample size and analytical results.**											
186												

	A	B	C	D	E	F	G	H	I	J	K	L
187												
188												
189	**2-Chlorophenol**											
190												
191						**General Statistics**						
192						Number of Valid Data	4			Number of Detected Data		0
193						Number of Distinct Detected Data	0			Number of Non-Detect Data		4
194										Percent Non-Detects		100.00%
195												
196						**Warning: This data set only has 4 observations!**						
197						**Data set is too small to compute reliable and meaningful statistics and estimates!**						
198						**The data set for variable 2-Chlorophenol was not processed!**						
199												
200						**It is suggested to collect at least 8 to 10 observations before using these statistical methods!**						
201						**If possible, compute and collect Data Quality Objectives (DQO) based sample size and analytical results.**						
202												
203												

	A	B	C	D	E	F	G	H	I	J	K	L
204												
205	**2-Methyl-4,6-Dinitrophenol**											
206												
207						**General Statistics**						
208					Number of Valid Data	4				Number of Detected Data		0
209					Number of Distinct Detected Data	0				Number of Non-Detect Data		4
210										Percent Non-Detects		100.00%
211												
212						**Warning: This data set only has 4 observations!**						
213						**Data set is too small to compute reliable and meaningful statistics and estimates!**						
214						**The data set for variable 2-Methyl-4,6-Dinitrophenol was not processed!**						
215												
216						**It is suggested to collect at least 8 to 10 observations before using these statistical methods!**						
217						**If possible, compute and collect Data Quality Objectives (DQO) based sample size and analytical results.**						
218												

	A	B	C	D	E	F	G	H	I	J	K	L
219												
220												
221	2-Methylnaphthalene											
222												
223						General Statistics						
224					Number of Valid Data	4				Number of Detected Data		0
225					Number of Distinct Detected Data	0				Number of Non-Detect Data		4
226										Percent Non-Detects		100.00%
227												
228						Warning: This data set only has 4 observations!						
229						Data set is too small to compute reliable and meaningful statistics and estimates!						
230						The data set for variable 2-Methylnaphthalene was not processed!						
231												
232						It is suggested to collect at least 8 to 10 observations before using these statistical methods!						
233						If possible, compute and collect Data Quality Objectives (DQO) based sample size and analytical results.						
234												

	A	B	C	D	E	F	G	H	I	J	K	L
235												
236												
237	2-Methylphenol											
238												
239						General Statistics						
240					Number of Valid Data	4				Number of Detected Data		0
241					Number of Distinct Detected Data	0				Number of Non-Detect Data		4
242										Percent Non-Detects		100.00%
243												
244						Warning: This data set only has 4 observations!						
245						Data set is too small to compute reliable and meaningful statistics and estimates!						
246						The data set for variable 2-Methylphenol was not processed!						
247												
248						It is suggested to collect at least 8 to 10 observations before using these statistical methods!						
249						If possible, compute and collect Data Quality Objectives (DQO) based sample size and analytical results.						
250												

	A	B	C	D	E	F	G	H	I	J	K	L
251												
252												
253	**2-Nitrobenezenamine**											
254												
255						**General Statistics**						
256					Number of Valid Data	4				Number of Detected Data		0
257					Number of Distinct Detected Data	0				Number of Non-Detect Data		4
258										Percent Non-Detects		100.00%
259												
260						**Warning: This data set only has 4 observations!**						
261						**Data set is too small to compute reliable and meaningful statistics and estimates!**						
262						**The data set for variable 2-Nitrobenezenamine was not processed!**						
263												
264						**It is suggested to collect at least 8 to 10 observations before using these statistical methods!**						
265						**If possible, compute and collect Data Quality Objectives (DQO) based sample size and analytical results.**						
266												
267												

	A	B	C	D	E	F	G	H	I	J	K	L
268												
269	**2-Nitrphenol**											
270												
271						**General Statistics**						
272					Number of Valid Data	4				Number of Detected Data		0
273					Number of Distinct Detected Data	0				Number of Non-Detect Data		4
274										Percent Non-Detects		100.00%
275												
276						**Warning: This data set only has 4 observations!**						
277						**Data set is too small to compute reliable and meaningful statistics and estimates!**						
278						**The data set for variable 2-Nitrphenol was not processed!**						
279												
280						**It is suggested to collect at least 8 to 10 observations before using these statistical methods!**						
281						**If possible, compute and collect Data Quality Objectives (DQO) based sample size and analytical results.**						
282												

	A	B	C	D	E	F	G	H	I	J	K	L
283												
284												
285	3,3-Dichlorobenzidine											
286												
287						General Statistics						
288					Number of Valid Data	4				Number of Detected Data		0
289					Number of Distinct Detected Data	0				Number of Non-Detect Data		4
290										Percent Non-Detects		100.00%
291												
292						Warning: This data set only has 4 observations!						
293						Data set is too small to compute reliable and meaningful statistics and estimates!						
294						The data set for variable 3,3-Dichlorobenzidine was not processed!						
295												
296						It is suggested to collect at least 8 to 10 observations before using these statistical methods!						
297						If possible, compute and collect Data Quality Objectives (DQO) based sample size and analytical results.						
298												

	A	B	C	D	E	F	G	H	I	J	K	L
299												
300												
301	3-Nitrobenzenamine											
302												
303						General Statistics						
304					Number of Valid Data	4				Number of Detected Data		0
305					Number of Distinct Detected Data	0				Number of Non-Detect Data		4
306										Percent Non-Detects		100.00%
307												
308						Warning: This data set only has 4 observations!						
309						Data set is too small to compute reliable and meaningful statistics and estimates!						
310						The data set for variable 3-Nitrobenzenamine was not processed!						
311												
312						It is suggested to collect at least 8 to 10 observations before using these statistical methods!						
313						If possible, compute and collect Data Quality Objectives (DQO) based sample size and analytical results.						
314												

	A	B	C	D	E	F	G	H	I	J	K	L
315												
316												
317	**4-Bromophenyl phenyl ether**											
318												
319						**General Statistics**						
320					Number of Valid Data	4			Number of Detected Data			0
321					Number of Distinct Detected Data	0			Number of Non-Detect Data			4
322									Percent Non-Detects			100.00%
323												
324					**Warning: This data set only has 4 observations!**							
325					**Data set is too small to compute reliable and meaningful statistics and estimates!**							
326					**The data set for variable 4-Bromophenyl phenyl ether was not processed!**							
327												
328					**It is suggested to collect at least 8 to 10 observations before using these statistical methods!**							
329					**If possible, compute and collect Data Quality Objectives (DQO) based sample size and analytical results.**							
330												
331				**General UCL Statistics for Data Sets with Non-Detects**								
332			**User Selected Options**									
333			From File	WorkSheet.wst								
334			Full Precision	OFF								
335			Confidence Coefficient	95%								
336			Number of Bootstrap Operations	2000								
337												

	A	B	C	D	E	F	G	H	I	J	K	L
338												
339	**4-Chloro-3-methylphenol**											
340												
341	**General Statistics**											
342					Number of Valid Data	4				Number of Detected Data		0
343					Number of Distinct Detected Data	0				Number of Non-Detect Data		4
344										Percent Non-Detects		100.00%
345												
346	**Warning: This data set only has 4 observations!**											
347	**Data set is too small to compute reliable and meaningful statistics and estimates!**											
348	**The data set for variable 4-Chloro-3-methylphenol was not processed!**											
349												
350	**It is suggested to collect at least 8 to 10 observations before using these statistical methods!**											
351	**If possible, compute and collect Data Quality Objectives (DQO) based sample size and analytical results.**											
352												

	A	B	C	D	E	F	G	H	I	J	K	L
353												
354												
355	**4-Chlorobenzenamine**											
356												
357						**General Statistics**						
358					Number of Valid Data	4				Number of Detected Data		0
359					Number of Distinct Detected Data	0				Number of Non-Detect Data		4
360										Percent Non-Detects		100.00%
361												
362						**Warning: This data set only has 4 observations!**						
363						**Data set is too small to compute reliable and meaningful statistics and estimates!**						
364						**The data set for variable 4-Chlorobenzenamine was not processed!**						
365												
366						**It is suggested to collect at least 8 to 10 observations before using these statistical methods!**						
367						**If possible, compute and collect Data Quality Objectives (DQO) based sample size and analytical results.**						
368												
369												

	A	B	C	D	E	F	G	H	I	J	K	L
370												
371	**4-Chlorophenyl phenyl ether**											
372												
373	**General Statistics**											
374					Number of Valid Data	4				Number of Detected Data		0
375					Number of Distinct Detected Data	0				Number of Non-Detect Data		4
376										Percent Non-Detects		100.00%
377												
378	**Warning: This data set only has 4 observations!**											
379	**Data set is too small to compute reliable and meaningful statistics and estimates!**											
380	**The data set for variable 4-Chlorophenyl phenyl ether was not processed!**											
381												
382	**It is suggested to collect at least 8 to 10 observations before using these statistical methods!**											
383	**If possible, compute and collect Data Quality Objectives (DQO) based sample size and analytical results.**											
384												

	A	B	C	D	E	F	G	H	I	J	K	L
385												
386												
387	**4-Methylphenol**											
388												
389						**General Statistics**						
390					Number of Valid Data	4				Number of Detected Data		0
391					Number of Distinct Detected Data	0				Number of Non-Detect Data		4
392										Percent Non-Detects		100.00%
393												
394						**Warning: This data set only has 4 observations!**						
395						**Data set is too small to compute reliable and meaningful statistics and estimates!**						
396						**The data set for variable 4-Methylphenol was not processed!**						
397												
398						**It is suggested to collect at least 8 to 10 observations before using these statistical methods!**						
399						**If possible, compute and collect Data Quality Objectives (DQO) based sample size and analytical results.**						
400												

	A	B	C	D	E	F	G	H	I	J	K	L
401												
402												
403	**4-Nitrobenzenamine**											
404												
405						**General Statistics**						
406					Number of Valid Data	4				Number of Detected Data		0
407					Number of Distinct Detected Data	0				Number of Non-Detect Data		4
408										Percent Non-Detects		100.00%
409												
410						**Warning: This data set only has 4 observations!**						
411						**Data set is too small to compute reliable and meaningful statistics and estimates!**						
412						**The data set for variable 4-Nitrobenzenamine was not processed!**						
413												
414						**It is suggested to collect at least 8 to 10 observations before using these statistical methods!**						
415						**If possible, compute and collect Data Quality Objectives (DQO) based sample size and analytical results.**						
416												

	A	B	C	D	E	F	G	H	I	J	K	L
417												
418												
419	**4-Nitrophenol**											
420												
421						**General Statistics**						
422					Number of Valid Data	4				Number of Detected Data		0
423					Number of Distinct Detected Data	0				Number of Non-Detect Data		4
424										Percent Non-Detects		100.00%
425												
426						**Warning: This data set only has 4 observations!**						
427						**Data set is too small to compute reliable and meaningful statistics and estimates!**						
428						**The data set for variable 4-Nitrophenol was not processed!**						
429												
430						**It is suggested to collect at least 8 to 10 observations before using these statistical methods!**						
431						**If possible, compute and collect Data Quality Objectives (DQO) based sample size and analytical results.**						
432												

	A	B	C	D	E	F	G	H	I	J	K	L
433												
434												
435	Acenaphthene											
436												
437						General Statistics						
438					Number of Valid Data	4				Number of Detected Data		0
439					Number of Distinct Detected Data	0				Number of Non-Detect Data		4
440										Percent Non-Detects		100.00%
441												
442						Warning: This data set only has 4 observations!						
443						Data set is too small to compute reliable and meaningful statistics and estimates!						
444						The data set for variable Acenaphthene was not processed!						
445												
446						It is suggested to collect at least 8 to 10 observations before using these statistical methods!						
447						If possible, compute and collect Data Quality Objectives (DQO) based sample size and analytical results.						
448												

	A	B	C	D	E	F	G	H	I	J	K	L
449												
450												
451	**Acenaphthylene**											
452												
453						**General Statistics**						
454					Number of Valid Data	4				Number of Detected Data		0
455					Number of Distinct Detected Data	0				Number of Non-Detect Data		4
456										Percent Non-Detects		100.00%
457												
458						**Warning: This data set only has 4 observations!**						
459						**Data set is too small to compute reliable and meaningful statistics and estimates!**						
460						**The data set for variable Acenaphthylene was not processed!**						
461												
462						**It is suggested to collect at least 8 to 10 observations before using these statistical methods!**						
463						**If possible, compute and collect Data Quality Objectives (DQO) based sample size and analytical results.**						
464												
465												
466				**General UCL Statistics for Data Sets with Non-Detects**								
467			**User Selected Options**									
468			From File	WorkSheet_a.wst								
469			Full Precision	OFF								
470			Confidence Coefficient	95%								
471			Number of Bootstrap Operations	2000								
472												

	A	B	C	D	E	F	G	H	I	J	K	L
473												
474	**Anthracene**											
475												
476						**General Statistics**						
477					Number of Valid Data	4				Number of Detected Data		0
478					Number of Distinct Detected Data	0				Number of Non-Detect Data		4
479										Percent Non-Detects		100.00%
480												
481					**Warning: This data set only has 4 observations!**							
482					**Data set is too small to compute reliable and meaningful statistics and estimates!**							
483					**The data set for variable Anthracene was not processed!**							
484												
485					**It is suggested to collect at least 8 to 10 observations before using these statistical methods!**							
486					**If possible, compute and collect Data Quality Objectives (DQO) based sample size and analytical results.**							
487												

	A	B	C	D	E	F	G	H	I	J	K	L
488												
489												
490	**Benze(a)anthrancene**											
491												
492						**General Statistics**						
493					Number of Valid Data	4				Number of Detected Data		1
494					Number of Distinct Detected Data	1				Number of Non-Detect Data		3
495										Percent Non-Detects		75.00%
496												
497						**Warning: This data set only has 4 observations!**						
498						**Data set is too small to compute reliable and meaningful statistics and estimates!**						
499						**The data set for variable Benze(a)anthrancene was not processed!**						
500												
501						**It is suggested to collect at least 8 to 10 observations before using these statistical methods!**						
502						**If possible, compute and collect Data Quality Objectives (DQO) based sample size and analytical results.**						
503												
504												

	A	B	C	D	E	F	G	H	I	J	K	L
505												
506	**Benzo(a)phyrene**											
507												
508						**General Statistics**						
509					Number of Valid Data	4			Number of Detected Data			1
510					Number of Distinct Detected Data	1			Number of Non-Detect Data			3
511									Percent Non-Detects			75.00%
512												
513						**Warning: This data set only has 4 observations!**						
514						**Data set is too small to compute reliable and meaningful statistics and estimates!**						
515						**The data set for variable Benzo(a)phyrene was not processed!**						
516												
517						**It is suggested to collect at least 8 to 10 observations before using these statistical methods!**						
518						**If possible, compute and collect Data Quality Objectives (DQO) based sample size and analytical results.**						
519												

	A	B	C	D	E	F	G	H	I	J	K	L
520												
521												
522	Benzo(b)fluoranthene											
523												
524						General Statistics						
525					Number of Valid Data	4				Number of Detected Data		1
526					Number of Distinct Detected Data	1				Number of Non-Detect Data		3
527										Percent Non-Detects		75.00%
528												
529						Warning: This data set only has 4 observations!						
530						Data set is too small to compute reliable and meaningful statistics and estimates!						
531						The data set for variable Benzo(b)fluoranthene was not processed!						
532												
533						It is suggested to collect at least 8 to 10 observations before using these statistical methods!						
534						If possible, compute and collect Data Quality Objectives (DQO) based sample size and analytical results.						
535												

	A	B	C	D	E	F	G	H	I	J	K	L
536												
537												
538	**Benzo(ghi)perylene**											
539												
540	**General Statistics**											
541					Number of Valid Data	4				Number of Detected Data		1
542					Number of Distinct Detected Data	1				Number of Non-Detect Data		3
543										Percent Non-Detects		75.00%
544												
545	**Warning: This data set only has 4 observations!**											
546	**Data set is too small to compute reliable and meaningful statistics and estimates!**											
547	**The data set for variable Benzo(ghi)perylene was not processed!**											
548												
549	**It is suggested to collect at least 8 to 10 observations before using these statistical methods!**											
550	**If possible, compute and collect Data Quality Objectives (DQO) based sample size and analytical results.**											
551												

	A	B	C	D	E	F	G	H	I	J	K	L
552												
553												
554	Benzo(K)fluoranthene											
555												
556						General Statistics						
557					Number of Valid Data	4				Number of Detected Data		1
558					Number of Distinct Detected Data	1				Number of Non-Detect Data		3
559										Percent Non-Detects		75.00%
560												
561						Warning: This data set only has 4 observations!						
562						Data set is too small to compute reliable and meaningful statistics and estimates!						
563						The data set for variable Benzo(K)fluoranthene was not processed!						
564												
565						It is suggested to collect at least 8 to 10 observations before using these statistical methods!						
566						If possible, compute and collect Data Quality Objectives (DQO) based sample size and analytical results.						
567												

	A	B	C	D	E	F	G	H	I	J	K	L
568												
569												
570	Bis(2-chloroethoxy)methane											
571												
572	General Statistics											
573					Number of Valid Data	4				Number of Detected Data		0
574					Number of Distinct Detected Data	0				Number of Non-Detect Data		4
575										Percent Non-Detects		100.00%
576												
577	Warning: This data set only has 4 observations!											
578	Data set is too small to compute reliable and meaningful statistics and estimates!											
579	The data set for variable Bis(2-chloroethoxy)methane was not processed!											
580												
581	It is suggested to collect at least 8 to 10 observations before using these statistical methods!											
582	If possible, compute and collect Data Quality Objectives (DQO) based sample size and analytical results.											
583												

	A	B	C	D	E	F	G	H	I	J	K	L
584												
585												
586	Bis(2-chloroethyl)ether											
587												
588						General Statistics						
589					Number of Valid Data	4				Number of Detected Data		0
590					Number of Distinct Detected Data	0				Number of Non-Detect Data		4
591										Percent Non-Detects		100.00%
592												
593						Warning: This data set only has 4 observations!						
594						Data set is too small to compute reliable and meaningful statistics and estimates!						
595						The data set for variable Bis(2-chloroethyl)ether was not processed!						
596												
597						It is suggested to collect at least 8 to 10 observations before using these statistical methods!						
598						If possible, compute and collect Data Quality Objectives (DQO) based sample size and analytical results.						
599												

	A	B	C	D	E	F	G	H	I	J	K	L
600												
601												
602	Bis(2-chloroisopropyl) ether											
603												
604	General Statistics											
605					Number of Valid Data	4				Number of Detected Data		0
606					Number of Distinct Detected Data	0				Number of Non-Detect Data		4
607										Percent Non-Detects		100.00%
608												
609	Warning: This data set only has 4 observations!											
610	Data set is too small to compute reliable and meaningful statistics and estimates!											
611	The data set for variable Bis(2-chloroisopropyl) ether was not processed!											
612												
613	It is suggested to collect at least 8 to 10 observations before using these statistical methods!											
614	If possible, compute and collect Data Quality Objectives (DQO) based sample size and analytical results.											
615												
616												

	A	B	C	D	E	F	G	H	I	J	K	L
617												
618	**Bis(2-ethylhexyl)phthalate**											
619												
620						**General Statistics**						
621					Number of Valid Data	4			Number of Detected Data			0
622					Number of Distinct Detected Data	0			Number of Non-Detect Data			4
623									Percent Non-Detects			100.00%
624												
625					**Warning: This data set only has 4 observations!**							
626					**Data set is too small to compute reliable and meaningful statistics and estimates!**							
627					**The data set for variable Bis(2-ethylhexyl)phthalate was not processed!**							
628												
629					**It is suggested to collect at least 8 to 10 observations before using these statistical methods!**							
630					**If possible, compute and collect Data Quality Objectives (DQO) based sample size and analytical results.**							
631												
632												
633												
634				**General UCL Statistics for Data Sets with Non-Detects**								
635		**User Selected Options**										
636		From File		WorkSheet_b.wst								
637		Full Precision		OFF								
638		Confidence Coefficient		95%								
639		Number of Bootstrap Operations		2000								
640												

	A	B	C	D	E	F	G	H	I	J	K	L
641												
642	Butyl benzyl phthalate											
643												
644						General Statistics						
645					Number of Valid Data	4				Number of Detected Data		0
646					Number of Distinct Detected Data	0				Number of Non-Detect Data		4
647										Percent Non-Detects		100.00%
648												
649						Warning: This data set only has 4 observations!						
650						Data set is too small to compute reliable and meaningful statistics and estimates!						
651						The data set for variable Butyl benzyl phthalate was not processed!						
652												
653						It is suggested to collect at least 8 to 10 observations before using these statistical methods!						
654						If possible, compute and collect Data Quality Objectives (DQO) based sample size and analytical results.						
655												

	A	B	C	D	E	F	G	H	I	J	K	L
656												
657												
658	**Carbazole**											
659												
660						**General Statistics**						
661					Number of Valid Data	4				Number of Detected Data		0
662					Number of Distinct Detected Data	0				Number of Non-Detect Data		4
663										Percent Non-Detects		100.00%
664												
665						**Warning: This data set only has 4 observations!**						
666						**Data set is too small to compute reliable and meaningful statistics and estimates!**						
667						**The data set for variable Carbazole was not processed!**						
668												
669						**It is suggested to collect at least 8 to 10 observations before using these statistical methods!**						
670						**If possible, compute and collect Data Quality Objectives (DQO) based sample size and analytical results.**						
671												

	A	B	C	D	E	F	G	H	I	J	K	L
672												
673												
674	Chrysene											
675												
676						General Statistics						
677					Number of Valid Data	4				Number of Detected Data		1
678					Number of Distinct Detected Data	1				Number of Non-Detect Data		3
679										Percent Non-Detects		75.00%
680												
681						Warning: This data set only has 4 observations!						
682						Data set is too small to compute reliable and meaningful statistics and estimates!						
683						The data set for variable Chrysene was not processed!						
684												
685						It is suggested to collect at least 8 to 10 observations before using these statistical methods!						
686						If possible, compute and collect Data Quality Objectives (DQO) based sample size and analytical results.						
687												

	A	B	C	D	E	F	G	H	I	J	K	L
688												
689												
690	**Dibenz(a,h)anthracene**											
691												
692						**General Statistics**						
693					Number of Valid Data	4				Number of Detected Data		0
694					Number of Distinct Detected Data	0				Number of Non-Detect Data		4
695										Percent Non-Detects		100.00%
696												
697						**Warning: This data set only has 4 observations!**						
698						**Data set is too small to compute reliable and meaningful statistics and estimates!**						
699						**The data set for variable Dibenz(a,h)anthracene was not processed!**						
700												
701						**It is suggested to collect at least 8 to 10 observations before using these statistical methods!**						
702						**If possible, compute and collect Data Quality Objectives (DQO) based sample size and analytical results.**						
703												
704												

	A	B	C	D	E	F	G	H	I	J	K	L
705												
706	Dibenzofuran											
707												
708	General Statistics											
709					Number of Valid Data	4				Number of Detected Data		0
710					Number of Distinct Detected Data	0				Number of Non-Detect Data		4
711										Percent Non-Detects		100.00%
712												
713	Warning: This data set only has 4 observations!											
714	Data set is too small to compute reliable and meaningful statistics and estimates!											
715	The data set for variable Dibenzofuran was not processed!											
716												
717	It is suggested to collect at least 8 to 10 observations before using these statistical methods!											
718	If possible, compute and collect Data Quality Objectives (DQO) based sample size and analytical results.											
719												

	A	B	C	D	E	F	G	H	I	J	K	L
720												
721												
722	Diethyl phthalate											
723												
724						General Statistics						
725					Number of Valid Data	4				Number of Detected Data		0
726					Number of Distinct Detected Data	0				Number of Non-Detect Data		4
727										Percent Non-Detects		100.00%
728												
729						Warning: This data set only has 4 observations!						
730						Data set is too small to compute reliable and meaningful statistics and estimates!						
731						The data set for variable Diethyl phthalate was not processed!						
732												
733						It is suggested to collect at least 8 to 10 observations before using these statistical methods!						
734						If possible, compute and collect Data Quality Objectives (DQO) based sample size and analytical results.						
735												

	A	B	C	D	E	F	G	H	I	J	K	L
736												
737												
738	Dimethyl phthalate											
739												
740						General Statistics						
741					Number of Valid Data	4				Number of Detected Data		0
742					Number of Distinct Detected Data	0				Number of Non-Detect Data		4
743										Percent Non-Detects		100.00%
744												
745						Warning: This data set only has 4 observations!						
746						Data set is too small to compute reliable and meaningful statistics and estimates!						
747						The data set for variable Dimethyl phthalate was not processed!						
748												
749						It is suggested to collect at least 8 to 10 observations before using these statistical methods!						
750						If possible, compute and collect Data Quality Objectives (DQO) based sample size and analytical results.						
751												

	A	B	C	D	E	F	G	H	I	J	K	L
752												
753												
754	Di-n-butyl phthalate											
755												
756						General Statistics						
757					Number of Valid Data	4				Number of Detected Data		0
758					Number of Distinct Detected Data	0				Number of Non-Detect Data		4
759										Percent Non-Detects		100.00%
760												
761						Warning: This data set only has 4 observations!						
762						Data set is too small to compute reliable and meaningful statistics and estimates!						
763						The data set for variable Di-n-butyl phthalate was not processed!						
764												
765						It is suggested to collect at least 8 to 10 observations before using these statistical methods!						
766						If possible, compute and collect Data Quality Objectives (DQO) based sample size and analytical results.						
767												

	A	B	C	D	E	F	G	H	I	J	K	L
768												
769												
770	**Di-n-octylphthalate**											
771												
772						**General Statistics**						
773					Number of Valid Data	4				Number of Detected Data		0
774					Number of Distinct Detected Data	0				Number of Non-Detect Data		4
775										Percent Non-Detects		100.00%
776												
777					**Warning: This data set only has 4 observations!**							
778					**Data set is too small to compute reliable and meaningful statistics and estimates!**							
779					**The data set for variable Di-n-octylphthalate was not processed!**							
780												
781					**It is suggested to collect at least 8 to 10 observations before using these statistical methods!**							
782					**If possible, compute and collect Data Quality Objectives (DQO) based sample size and analytical results.**							
783												
784												
785				**General UCL Statistics for Data Sets with Non-Detects**								
786			**User Selected Options**									
787			From File	WorkSheet_c.wst								
788			Full Precision	OFF								
789			Confidence Coefficient	95%								
790			Number of Bootstrap Operations	2000								
791												

	A	B	C	D	E	F	G	H	I	J	K	L
792												
793	**Fluoranthene**											
794												
795						**General Statistics**						
796					Number of Valid Data	4			Number of Detected Data			1
797					Number of Distinct Detected Data	1			Number of Non-Detect Data			3
798									Percent Non-Detects			75.00%
799												
800						**Warning: This data set only has 4 observations!**						
801						**Data set is too small to compute reliable and meaningful statistics and estimates!**						
802						**The data set for variable Fluoranthene was not processed!**						
803												
804						**It is suggested to collect at least 8 to 10 observations before using these statistical methods!**						
805						**If possible, compute and collect Data Quality Objectives (DQO) based sample size and analytical results.**						
806												

	A	B	C	D	E	F	G	H	I	J	K	L
807												
808												
809	**Fluorene**											
810												
811						**General Statistics**						
812					Number of Valid Data	4				Number of Detected Data		0
813					Number of Distinct Detected Data	0				Number of Non-Detect Data		4
814										Percent Non-Detects		100.00%
815												
816						**Warning: This data set only has 4 observations!**						
817						**Data set is too small to compute reliable and meaningful statistics and estimates!**						
818						**The data set for variable Fluorene was not processed!**						
819												
820						**It is suggested to collect at least 8 to 10 observations before using these statistical methods!**						
821						**If possible, compute and collect Data Quality Objectives (DQO) based sample size and analytical results.**						
822												

	A	B	C	D	E	F	G	H	I	J	K	L
823												
824												
825	Hexachlorobenzene											
826												
827						General Statistics						
828					Number of Valid Data	4				Number of Detected Data		0
829					Number of Distinct Detected Data	0				Number of Non-Detect Data		4
830										Percent Non-Detects		100.00%
831												
832						Warning: This data set only has 4 observations!						
833						Data set is too small to compute reliable and meaningful statistics and estimates!						
834						The data set for variable Hexachlorobenzene was not processed!						
835												
836						It is suggested to collect at least 8 to 10 observations before using these statistical methods!						
837						If possible, compute and collect Data Quality Objectives (DQO) based sample size and analytical results.						
838												

	A	B	C	D	E	F	G	H	I	J	K	L
839												
840												
841	**Hexachlorobutadiene**											
842												
843						**General Statistics**						
844					Number of Valid Data	4				Number of Detected Data		0
845					Number of Distinct Detected Data	0				Number of Non-Detect Data		4
846										Percent Non-Detects		100.00%
847												
848						**Warning: This data set only has 4 observations!**						
849						**Data set is too small to compute reliable and meaningful statistics and estimates!**						
850						**The data set for variable Hexachlorobutadiene was not processed!**						
851												
852						**It is suggested to collect at least 8 to 10 observations before using these statistical methods!**						
853						**If possible, compute and collect Data Quality Objectives (DQO) based sample size and analytical results.**						
854												

	A	B	C	D	E	F	G	H	I	J	K	L
855												
856												
857	**Hexachlorocyclopentadiene**											
858												
859	**General Statistics**											
860					Number of Valid Data	4				Number of Detected Data		0
861					Number of Distinct Detected Data	0				Number of Non-Detect Data		4
862										Percent Non-Detects		100.00%
863												
864	**Warning: This data set only has 4 observations!**											
865	**Data set is too small to compute reliable and meaningful statistics and estimates!**											
866	**The data set for variable Hexachlorocyclopentadiene was not processed!**											
867												
868	**It is suggested to collect at least 8 to 10 observations before using these statistical methods!**											
869	**If possible, compute and collect Data Quality Objectives (DQO) based sample size and analytical results.**											
870												
871												

	A	B	C	D	E	F	G	H	I	J	K	L
872												
873	**Hexachloroethane**											
874												
875	**General Statistics**											
876					Number of Valid Data	4				Number of Detected Data		0
877					Number of Distinct Detected Data	0				Number of Non-Detect Data		4
878										Percent Non-Detects		100.00%
879												
880	**Warning: This data set only has 4 observations!**											
881	**Data set is too small to compute reliable and meaningful statistics and estimates!**											
882	**The data set for variable Hexachloroethane was not processed!**											
883												
884	**It is suggested to collect at least 8 to 10 observations before using these statistical methods!**											
885	**If possible, compute and collect Data Quality Objectives (DQO) based sample size and analytical results.**											
886												

	A	B	C	D	E	F	G	H	I	J	K	L
887												
888												
889	Indeno(1,2,3-cd)pyrene											
890												
891						General Statistics						
892					Number of Valid Data	4				Number of Detected Data		1
893					Number of Distinct Detected Data	1				Number of Non-Detect Data		3
894										Percent Non-Detects		75.00%
895												
896						Warning: This data set only has 4 observations!						
897						Data set is too small to compute reliable and meaningful statistics and estimates!						
898						The data set for variable Indeno(1,2,3-cd)pyrene was not processed!						
899												
900						It is suggested to collect at least 8 to 10 observations before using these statistical methods!						
901						If possible, compute and collect Data Quality Objectives (DQO) based sample size and analytical results.						
902												

	A	B	C	D	E	F	G	H	I	J	K	L
903												
904												
905	Isophorone											
906												
907						General Statistics						
908					Number of Valid Data	4			Number of Detected Data			0
909					Number of Distinct Detected Data	0			Number of Non-Detect Data			4
910									Percent Non-Detects			100.00%
911												
912					Warning: This data set only has 4 observations!							
913					Data set is too small to compute reliable and meaningful statistics and estimates!							
914					The data set for variable Isophorone was not processed!							
915												
916					It is suggested to collect at least 8 to 10 observations before using these statistical methods!							
917					If possible, compute and collect Data Quality Objectives (DQO) based sample size and analytical results.							
918												
919												
920				General UCL Statistics for Data Sets with Non-Detects								
921			User Selected Options									
922			From File	WorkSheet_d.wst								
923			Full Precision	OFF								
924			Confidence Coefficient	95%								
925			Number of Bootstrap Operations	2000								
926												

	A	B	C	D	E	F	G	H	I	J	K	L
927												
928	Naphthalene											
929												
930						General Statistics						
931					Number of Valid Data	4				Number of Detected Data		0
932					Number of Distinct Detected Data	0				Number of Non-Detect Data		4
933										Percent Non-Detects		100.00%
934												
935						Warning: This data set only has 4 observations!						
936						Data set is too small to compute reliable and meaningful statistics and estimates!						
937						The data set for variable Naphthalene was not processed!						
938												
939						It is suggested to collect at least 8 to 10 observations before using these statistical methods!						
940						If possible, compute and collect Data Quality Objectives (DQO) based sample size and analytical results.						
941												
942												

	A	B	C	D	E	F	G	H	I	J	K	L
943												
944	**Nitrobenzene**											
945												
946						**General Statistics**						
947					Number of Valid Data	4				Number of Detected Data		0
948					Number of Distinct Detected Data	0				Number of Non-Detect Data		4
949										Percent Non-Detects		100.00%
950												
951						**Warning: This data set only has 4 observations!**						
952						**Data set is too small to compute reliable and meaningful statistics and estimates!**						
953						**The data set for variable Nitrobenzene was not processed!**						
954												
955						**It is suggested to collect at least 8 to 10 observations before using these statistical methods!**						
956						**If possible, compute and collect Data Quality Objectives (DQO) based sample size and analytical results.**						
957												

	A	B	C	D	E	F	G	H	I	J	K	L
958												
959												
960	**N-Nitroso-di-n-propylamine**											
961												
962	**General Statistics**											
963					Number of Valid Data	4				Number of Detected Data		0
964					Number of Distinct Detected Data	0				Number of Non-Detect Data		4
965										Percent Non-Detects		100.00%
966												
967	**Warning: This data set only has 4 observations!**											
968	**Data set is too small to compute reliable and meaningful statistics and estimates!**											
969	**The data set for variable N-Nitroso-di-n-propylamine was not processed!**											
970												
971	**It is suggested to collect at least 8 to 10 observations before using these statistical methods!**											
972	**If possible, compute and collect Data Quality Objectives (DQO) based sample size and analytical results.**											
973												

	A	B	C	D	E	F	G	H	I	J	K	L
974												
975												
976	N-Nitrosodiphenylamine											
977												
978						General Statistics						
979					Number of Valid Data	4				Number of Detected Data		0
980					Number of Distinct Detected Data	0				Number of Non-Detect Data		4
981										Percent Non-Detects		100.00%
982												
983						Warning: This data set only has 4 observations!						
984						Data set is too small to compute reliable and meaningful statistics and estimates!						
985						The data set for variable N-Nitrosodiphenylamine was not processed!						
986												
987						It is suggested to collect at least 8 to 10 observations before using these statistical methods!						
988						If possible, compute and collect Data Quality Objectives (DQO) based sample size and analytical results.						
989												

	A	B	C	D	E	F	G	H	I	J	K	L
990												
991												
992	**Pentachlorophenol**											
993												
994						**General Statistics**						
995					Number of Valid Data	4				Number of Detected Data		0
996					Number of Distinct Detected Data	0				Number of Non-Detect Data		4
997										Percent Non-Detects		100.00%
998												
999						**Warning: This data set only has 4 observations!**						
1000						**Data set is too small to compute reliable and meaningful statistics and estimates!**						
1001						**The data set for variable Pentachlorophenol was not processed!**						
1002												
1003						**It is suggested to collect at least 8 to 10 observations before using these statistical methods!**						
1004						**If possible, compute and collect Data Quality Objectives (DQO) based sample size and analytical results.**						
1005												

	A	B	C	D	E	F	G	H	I	J	K	L
1006												
1007												
1008	**Phenanthrene**											
1009												
1010						**General Statistics**						
1011					Number of Valid Data	4				Number of Detected Data		1
1012					Number of Distinct Detected Data	1				Number of Non-Detect Data		3
1013										Percent Non-Detects		75.00%
1014												
1015						**Warning: This data set only has 4 observations!**						
1016						**Data set is too small to compute reliable and meaningful statistics and estimates!**						
1017						**The data set for variable Phenanthrene was not processed!**						
1018												
1019						**It is suggested to collect at least 8 to 10 observations before using these statistical methods!**						
1020						**If possible, compute and collect Data Quality Objectives (DQO) based sample size and analytical results.**						
1021												
1022												

	A	B	C	D	E	F	G	H	I	J	K	L
1023												
1024	**Phenol**											
1025												
1026						**General Statistics**						
1027					Number of Valid Data	4			Number of Detected Data			0
1028					Number of Distinct Detected Data	0			Number of Non-Detect Data			4
1029									Percent Non-Detects			100.00%
1030												
1031						**Warning: This data set only has 4 observations!**						
1032						**Data set is too small to compute reliable and meaningful statistics and estimates!**						
1033						**The data set for variable Phenol was not processed!**						
1034												
1035						**It is suggested to collect at least 8 to 10 observations before using these statistical methods!**						
1036						**If possible, compute and collect Data Quality Objectives (DQO) based sample size and analytical results.**						
1037												

	A	B	C	D	E	F	G	H	I	J	K	L
1038												
1039												
1040	**Pyrene**											
1041												
1042						**General Statistics**						
1043					Number of Valid Data	4				Number of Detected Data		1
1044					Number of Distinct Detected Data	1				Number of Non-Detect Data		3
1045										Percent Non-Detects		75.00%
1046												
1047						**Warning: This data set only has 4 observations!**						
1048						**Data set is too small to compute reliable and meaningful statistics and estimates!**						
1049						**The data set for variable Pyrene was not processed!**						
1050												
1051						**It is suggested to collect at least 8 to 10 observations before using these statistical methods!**						
1052						**If possible, compute and collect Data Quality Objectives (DQO) based sample size and analytical results.**						
1053												

	A	B	C	D	E	F	G	H	I	J	K	L
1				General UCL Statistics for Data Sets with Non-Detects								
2			User Selected Options									
3			From File	WorkSheet.wst								
4			Full Precision	OFF								
5			Confidence Coefficient	95%								
6			Number of Bootstrap Operations	2000								
7												
8												
9	Acetone											
10												
11						General Statistics						
12						Number of Valid Data	3		Number of Detected Data			0
13						Number of Distinct Detected Data	0		Number of Non-Detect Data			3
14									Percent Non-Detects			100.00%
15												
16						Warning: This data set only has 3 observations!						
17						Data set is too small to compute reliable and meaningful statistics and estimates!						
18						The data set for variable Acetone was not processed!						
19												
20						It is suggested to collect at least 8 to 10 observations before using these statistical methods!						
21						If possible, compute and collect Data Quality Objectives (DQO) based sample size and analytical results.						
22												

	A	B	C	D	E	F	G	H	I	J	K	L
23												
24												
25	Dimethylbenzene											
26												
27						General Statistics						
28					Number of Valid Data	3				Number of Detected Data		0
29					Number of Distinct Detected Data	0				Number of Non-Detect Data		3
30										Percent Non-Detects		100.00%
31												
32						Warning: This data set only has 3 observations!						
33						Data set is too small to compute reliable and meaningful statistics and estimates!						
34						The data set for variable Dimethylbenzene was not processed!						
35												
36						It is suggested to collect at least 8 to 10 observations before using these statistical methods!						
37						If possible, compute and collect Data Quality Objectives (DQO) based sample size and analytical results.						
38												

	A	B	C	D	E	F	G	H	I	J	K	L
39												
40												
41	**Ethylbenzene**											
42												
43						**General Statistics**						
44					Number of Valid Data	3				Number of Detected Data		0
45					Number of Distinct Detected Data	0				Number of Non-Detect Data		3
46										Percent Non-Detects		100.00%
47												
48						**Warning: This data set only has 3 observations!**						
49						**Data set is too small to compute reliable and meaningful statistics and estimates!**						
50						**The data set for variable Ethylbenzene was not processed!**						
51												
52						**It is suggested to collect at least 8 to 10 observations before using these statistical methods!**						
53						**If possible, compute and collect Data Quality Objectives (DQO) based sample size and analytical results.**						
54												

	A	B	C	D	E	F	G	H	I	J	K	L
55												
56												
57	Methylene Chloride											
58												
59						General Statistics						
60					Number of Valid Data	3				Number of Detected Data		0
61					Number of Distinct Detected Data	0				Number of Non-Detect Data		3
62										Percent Non-Detects		100.00%
63												
64						Warning: This data set only has 3 observations!						
65						Data set is too small to compute reliable and meaningful statistics and estimates!						
66						The data set for variable Methylene Chloride was not processed!						
67												
68						It is suggested to collect at least 8 to 10 observations before using these statistical methods!						
69						If possible, compute and collect Data Quality Objectives (DQO) based sample size and analytical results.						
70												

	A	B	C	D	E	F	G	H	I	J	K	L
71												
72												
73	**Toluene**											
74												
75						**General Statistics**						
76					Number of Valid Data	3				Number of Detected Data		1
77					Number of Distinct Detected Data	1				Number of Non-Detect Data		2
78										Percent Non-Detects		66.67%
79												
80						**Warning: This data set only has 3 observations!**						
81						**Data set is too small to compute reliable and meaningful statistics and estimates!**						
82						**The data set for variable Toluene was not processed!**						
83												
84						**It is suggested to collect at least 8 to 10 observations before using these statistical methods!**						
85						**If possible, compute and collect Data Quality Objectives (DQO) based sample size and analytical results.**						
86												
87												

Appendix C

Confirmation Data Results and Screening

	Carcinogenic (10^{-5}) (mg/kg)			Non-carcinogenic (HI=1) (mg/kg)			Sample ID & Result						
	Dust/Fire Control Worker	Range Maintenance	Trainee	Dust/Fire Control Worker	Range Maintenance	Trainee	WBGcs-070M-SDW-SO (mg/kg)	Most Stringent CUG (10-5) (mg/kg)	Ratio (10^{-5})	Contribution (10^{-5})	Most Stringent CUG (HI=1) (mg/kg)	Ratio (HI=1)	Contribution (HI=1)
Explosives and Propellants													
RDX	13,757	1,920	1,452	162,136	22,629	17,113	0.28	1452.0	--	--	17113.0	--	--
								Sum of Ratios:	0.000		Sum of Ratios:	0.000	

	Carcinogenic (10^{-5}) (mg/kg)			Non-carcinogenic (HI=1) (mg/kg)			Sample ID & Result						
	Dust/Fire Control Worker	Range Maintenance	Trainee	Dust/Fire Control Worker	Range Maintenance	Trainee	WBGcs-243M-SDW-SO (mg/kg)	Most Stringent CUG (10-5) (mg/kg)	Ratio (10^{-5})	Contribution (10^{-5})	Most Stringent CUG (HI=1) (mg/kg)	Ratio (HI=1)	Contribution (HI=1)
Explosives and Propellants													
RDX	13,757	1,920	1,452	162,136	22,629	17,113	7.2	1452.0	--	--	17113.0	--	--
								Sum of Ratios:	0.000		Sum of Ratios:	0.000	

	Carcinogenic (10^{-5}) (mg/kg)			Non-carcinogenic (HI=1) (mg/kg)			Sample ID & Result						
	Dust/Fire Control Worker	Range Maintenance	Trainee	Dust/Fire Control Worker	Range Maintenance	Trainee	WBGcs-P70m-SFC-SO (mg/kg)	Most Stringent CUG (10-5) (mg/kg)	Ratio (10^{-5})	Contribution (10^{-5})	Most Stringent CUG (HI=1) (mg/kg)	Ratio (HI=1)	Contribution (HI=1)
Explosives and Propellants													
1,3,5-Trinitrobenzene	--	--	--	1.0E+06	205,835	165,422	0.24 U	0.0	--	--	165422.0	--	--
2,4,6-Trinitrotoluene	32,883	4,950	4,643	17,616	2,652	2,488	12	4643.0	--	--	2488.0	--	--
2,4-Dinitrotoluene	596	98.2	134	28,957	4,772	6,519	0.24 U	98.2	--	--	4772.0	--	--
2-Amino-4,6-Dinitrotoluene	--	--	--	15,069	1,943	1,237	0.36	0.0	--	--	1237.0	--	--
4-Amino-2,6-Dinitrotoluene	--	--	--	15,069	1,943	1,237	0.77	0.0	--	--	1237.0	--	--
HMX	--	--	--	1.0E+06	232,653	234,645	4.3	0.0	--	--	232653.0	--	--
Nitrobenzene	NC	NC	NC	NC	NC	NC	0.24 U	0.0	--	--	0.0	--	--
Nitroglycerin	105,602	14,186	9,818	--	--	--	0.49 U	9818.0	--	--	0.0	--	--
RDX	13,757	1,920	1,452	162,136	22,629	17,113	18	1452.0	--	--	17113.0	--	--
SVOCs													
Benz(a)anthracene	151	26.2	47.7	--	--	--	0.31	26.2	--	--	0.0	--	--
Benzo(a)pyrene	15.1	2.62	4.77	--	--	--	0.31	2.6	0.12	--	0.0	--	--
Benzo(b)fluoranthene	151	26.2	47.7	--	--	--	0.48	26.2	--	--	0.0	--	--
Dibenz(a,h)anthracene	15.1	2.62	4.77	--	--	--	0.028 U	2.6	--	--	0.0	--	--
Indeno(1,2,3-cd)pyrene	151	26.2	47.7	--	--	--	0.18	26.2	--	--	0.0	--	--
								Sum of Ratios:	0.12		Sum of Ratios:	0.000	

	Carcinogenic (10^{-5}) (mg/kg)			Non-carcinogenic (HI=1) (mg/kg)			Sample ID & Result						
	Dust/Fire Control Worker	Range Maintenance	Trainee	Dust/Fire Control Worker	Range Maintenance	Trainee	WBGcs-P61m-SDW-SO (mg/kg)	Most Stringent CUG (10-5) (mg/kg)	Ratio (10^{-5})	Contribution (10^{-5})	Most Stringent CUG (HI=1) (mg/kg)	Ratio (HI=1)	Contribution (HI=1)
Explosives and Propellants													
1,3,5-Trinitrobenzene	--	--	--	1.0E+06	205,835	165,422	0.036 J	0.0	--	--	165422.0	--	--
2,4,6-Trinitrotoluene	32,883	4,950	4,643	17,616	2,652	2,488	0.38	4643.0	--	--	2488.0	--	--
2,4-Dinitrotoluene	596	98.2	134	28,957	4,772	6,519	0.027 J	98.2	--	--	4772.0	--	--
2-Amino-4,6-Dinitrotoluene	--	--	--	15,069	1,943	1,237	0.26 J	0.0	--	--	1237.0	--	--
4-Amino-2,6-Dinitrotoluene	--	--	--	15,069	1,943	1,237	0.17 J	0.0	--	--	1237.0	--	--
HMX	--	--	--	1.0E+06	232,653	234,645	0.16 J	0.0	--	--	232653.0	--	--
Nitrobenzene	NC	NC	NC	NC	NC	NC	0.24 U	0.0	--	--	0.0	--	--
Nitroglycerin	105,602	14,186	9,818	--	--	--	0.49 U	9818.0	--	--	0.0	--	--
RDX	13,757	1,920	1,452	162,136	22,629	17,113	0.20 J	1452.0	--	--	17113.0	--	--
SVOCs													
Benz(a)anthracene	151	26.2	47.7	--	--	--	1.5	26.2	--	--	0.0	--	--
Benzo(a)pyrene	15.1	2.62	4.77	--	--	--	1.3	2.6	0.50	--	0.0	--	--
Benzo(b)fluoranthene	151	26.2	47.7	--	--	--	1.6	26.2	--	--	0.0	--	--
Dibenz(a,h)anthracene	15.1	2.62	4.77	--	--	--	0.21	2.6	--	--	0.0	--	--
Indeno(1,2,3-cd)pyrene	151	26.2	47.7	--	--	--	0.74	26.2	--	--	0.0	--	--
								Sum of Ratios:	0.50		Sum of Ratios:	0.000	

	Carcinogenic (10^{-5}) (mg/kg)			Non-carcinogenic (HI=1) (mg/kg)			Sample ID & Result						
	Dust/Fire Control Worker	Range Maintenance	Trainee	Dust/Fire Control Worker	Range Maintenance	Trainee	WBGcs-P61m-BOT-SO (mg/kg)	Most Stringent CUG (10-5) (mg/kg)	Ratio (10^{-5})	Contribution (10^{-5})	Most Stringent CUG (HI=1) (mg/kg)	Ratio (HI=1)	Contribution (HI=1)
Explosives and Propellants													
1,3,5-Trinitrobenzene	--	--	--	1.0E+06	205,835	165,422	0.56	0.0	--	--	165422.0	--	--
2,4,6-Trinitrotoluene	32,883	4,950	4,643	17,616	2,652	2,488	5.2	4643.0	--	--	2488.0	--	--
2,4-Dinitrotoluene	596	98.2	134	28,957	4,772	6,519	0.13 J	98.2	--	--	4772.0	--	--
2-Amino-4,6-Dinitrotoluene	--	--	--	15,069	1,943	1,237	0.7	0.0	--	--	1237.0	--	--
4-Amino-2,6-Dinitrotoluene	--	--	--	15,069	1,943	1,237	0.7	0.0	--	--	1237.0	--	--
HMX	--	--	--	1.0E+06	232,653	234,645	1	0.0	--	--	232653.0	--	--
Nitrobenzene	NC	NC	NC	NC	NC	NC	0.26	0.0	--	--	0.0	--	--
Nitroglycerin	105,602	14,186	9,818	--	--	--	7.8	9818.0	--	--	0.0	--	--
RDX	13,757	1,920	1,452	162,136	22,629	17,113	1.8	1452.0	--	--	17113.0	--	--
SVOCs													
Benz(a)anthracene	151	26.2	47.7	--	--	--	7.8	26.2	0.30	7.80%	0.0	--	--
Benzo(a)pyrene	15.1	2.62	4.77	--	--	--	6.7	2.6	2.56	67.00%	0.0	--	--
Benzo(b)fluoranthene	151	26.2	47.7	--	--	--	7.8	26.2	0.30	7.80%	0.0	--	--
Dibenz(a,h)anthracene	15.1	2.62	4.77	--	--	--	1.4	2.6	0.53	14.00%	0.0	--	--
Indeno(1,2,3-cd)pyrene	151	26.2	47.7	--	--	--	3.4	26.2	0.13	3.40%	0.0	--	--
								Sum of Ratios:	3.82		Sum of Ratios:	0.000	

	Carcinogenic (10^{-5}) (mg/kg)			Non-carcinogenic (HI=1) (mg/kg)			Sample ID & Result						
	Dust/Fire Control Worker	Range Maintenance	Trainee	Dust/Fire Control Worker	Range Maintenance	Trainee	WBGcs-P61Am-BOT(E)-SO (mg/kg)	Most Stringent CUG (10-5) (mg/kg)	Ratio (10^{-5})	Contribution (10^{-5})	Most Stringent CUG (HI=1) (mg/kg)	Ratio (HI=1)	Contribution (HI=1)
Explosives and Propellants													
2,4,6-Trinitrotoluene	32,883	4,950	4,643	17,616	2,652	2,488	12	4643.0	--	--	2488.0	--	--
RDX	13,757	1,920	1,452	162,136	22,629	17,113	0.25 U	1452.0	--	--	17113.0	--	--
SVOCs													
Benz(a)anthracene	151	26.2	47.7	--	--	--	4.3	26.2	0.16	7.58%	0.0	--	--
Benzo(a)pyrene	15.1	2.62	4.77	--	--	--	3.9	2.6	1.49	68.78%	0.0	--	--
Benzo(b)fluoranthene	151	26.2	47.7	--	--	--	5.4	26.2	0.21	9.52%	0.0	--	--
Dibenz(a,h)anthracene	15.1	2.62	4.77	--	--	--	0.8	2.6	0.31	14.11%	0.0	--	--
Indeno(1,2,3-cd)pyrene	151	26.2	47.7	--	--	--	2.3	26.2	--	--	0.0	--	--
								Sum of Ratios:	2.16		Sum of Ratios:	0.000	

	Carcinogenic (10^{-5}) (mg/kg)			Non-carcinogenic (HI=1) (mg/kg)			Sample ID & Result						
	Dust/Fire Control Worker	Range Maintenance	Trainee	Dust/Fire Control Worker	Range Maintenance	Trainee	WBGcs-P61m-BERM2-SO (mg/kg)	Most Stringent CUG (10-5) (mg/kg)	Ratio (10^{-5})	Contribution (10^{-5})	Most Stringent CUG (HI=1) (mg/kg)	Ratio (HI=1)	Contribution (HI=1)
Explosives and Propellants													
1,3,5-Trinitrobenzene	--	--	--	1.0E+06	205,835	165,422	0.25 U	0.0	--	--	165422.0	--	--
2,4,6-Trinitrotoluene	32,883	4,950	4,643	17,616	2,652	2,488	0.078 J	4643.0	--	--	2488.0	--	--
2,4-Dinitrotoluene	596	98.2	134	28,957	4,772	6,519	0.25 U	98.2	--	--	4772.0	--	--
2-Amino-4,6-Dinitrotoluene	--	--	--	15,069	1,943	1,237	0.3 U	0.0	--	--	1237.0	--	--
4-Amino-2,6-Dinitrotoluene	--	--	--	15,069	1,943	1,237	0.25 U	0.0	--	--	1237.0	--	--
HMX	--	--	--	1.0E+06	232,653	234,645	0.24 J	0.0	--	--	232653.0	--	--
Nitrobenzene	NC	NC	NC	NC	NC	NC	0.25 U	0.0	--	--	0.0	--	--
Nitroglycerin	105,602	14,186	9,818	--	--	--	0.5 U	9818.0	--	--	0.0	--	--
RDX	13,757	1,920	1,452	162,136	22,629	17,113	0.3	1452.0	--	--	17113.0	--	--
SVOCs													
Benz(a)anthracene	151	26.2	47.7	--	--	--	0.096	26.2	--	--	0.0	--	--
Benzo(a)pyrene	15.1	2.62	4.77	--	--	--	0.086	2.6	--	--	0.0	--	--
Benzo(b)fluoranthene	151	26.2	47.7	--	--	--	0.12	26.2	--	--	0.0	--	--
Dibenz(a,h)anthracene	15.1	2.62	4.77	--	--	--	0.0068 U	2.6	--	--	0.0	--	--
Indeno(1,2,3-cd)pyrene	151	26.2	47.7	--	--	--	0.064	26.2	--	--	0.0	--	--
								Sum of Ratios:	0.000		Sum of Ratios:	0.000	

	Carcinogenic (10^{-5}) (mg/kg)			Non-carcinogenic (HI=1) (mg/kg)			Sample ID & Result						
	Dust/Fire Control Worker	Range Maintenance	Trainee	Dust/Fire Control Worker	Range Maintenance	Trainee	WBGcs-070M-FLR-SO (mg/kg)	Most Stringent CUG (10-5) (mg/kg)	Ratio (10^{-5})	Contribution (10^{-5})	Most Stringent CUG (HI=1) (mg/kg)	Ratio (HI=1)	Contribution (HI=1)
Explosives and Propellants													
RDX	13,757	1,920	1,452	162,136	22,629	17,113	0.17 J	1452.0	--	--	17113.0	--	--
								Sum of Ratios:	0.000		Sum of Ratios:	0.000	

	Carcinogenic (10^{-5}) (mg/kg)			Non-carcinogenic (HI=1) (mg/kg)			Sample ID & Result						
	Dust/Fire Control Worker	Range Maintenance	Trainee	Dust/Fire Control Worker	Range Maintenance	Trainee	WBGcs-243M-FLR-SO (mg/kg)	Most Stringent CUG (10-5) (mg/kg)	Ratio (10^{-5})	Contribution (10^{-5})	Most Stringent CUG (HI=1) (mg/kg)	Ratio (HI=1)	Contribution (HI=1)
Explosives and Propellants													
RDX	13,757	1,920	1,452	162,136	22,629	17,113	0.20 U	1452.0	--	--	17113.0	--	--
								Sum of Ratios:	0.000		Sum of Ratios:	0.000	

	Carcinogenic (10^{-5}) (mg/kg)			Non-carcinogenic (HI=1) (mg/kg)			Sample ID & Result						
	Dust/Fire Control Worker	Range Maintenance	Trainee	Dust/Fire Control Worker	Range Maintenance	Trainee	WBGcs-071/401m-SDW-SO (mg/kg)	Most Stringent CUG (10-5) (mg/kg)	Ratio (10^{-5})	Contribution (10^{-5})	Most Stringent CUG (HI=1) (mg/kg)	Ratio (HI=1)	Contribution (HI=1)
Explosives and Propellants													
2,4,6-Trinitrotoluene	32,883	4,950	4,643	17,616	2,652	2,488	1600	4643.0	0.34	--	2488.0	0.64	--
RDX	13,757	1,920	1,452	162,136	22,629	17,113	570	1452.0	0.39	--	17113.0	--	--
								Sum of Ratios:	0.74		Sum of Ratios:	0.64	

	Carcinogenic (10^{-5}) (mg/kg)			Non-carcinogenic (HI=1) (mg/kg)			Sample ID & Result						
	Dust/Fire Control Worker	Range Maintenance	Trainee	Dust/Fire Control Worker	Range Maintenance	Trainee	WBGcs-071/401m-FLR2-SO (mg/kg)	Most Stringent CUG (10-5) (mg/kg)	Ratio (10^{-5})	Contribution (10^{-5})	Most Stringent CUG (HI=1) (mg/kg)	Ratio (HI=1)	Contribution (HI=1)
Explosives and Propellants													
1,3,5-Trinitrobenzene	--	--	--	1.0E+06	205,835	165,422	0.69 J	0.0	--	--	165422.0	--	--
2,4,6-Trinitrotoluene	32,883	4,950	4,643	17,616	2,652	2,488	44	4643.0	--	--	2488.0	--	--
2,4-Dinitrotoluene	596	98.2	134	28,957	4,772	6,519	1.2 U	98.2	--	--	4772.0	--	--
2-Amino-4,6-Dinitrotoluene	--	--	--	15,069	1,943	1,237	0.72 J	0.0	--	--	1237.0	--	--
4-Amino-2,6-Dinitrotoluene	--	--	--	15,069	1,943	1,237	0.87 J	0.0	--	--	1237.0	--	--
HMX	--	--	--	1.0E+06	232,653	234,645	11	0.0	--	--	232653.0	--	--
Nitrobenzene	NC	NC	NC	NC	NC	NC	1.2 U	0.0	--	--	0.0	--	--
Nitroglycerin	105,602	14,186	9,818	--	--	--	2.5 U	9818.0	--	--	0.0	--	--
RDX	13,757	1,920	1,452	162,136	22,629	17,113	43	1452.0	--	--	17113.0	--	--
								Sum of Ratios:	0.000		Sum of Ratios:	0.000	

	Carcinogenic (10^{-5}) (mg/kg)			Non-carcinogenic (HI=1) (mg/kg)			Sample ID & Result						
	Dust/Fire Control Worker	Range Maintenance	Trainee	Dust/Fire Control Worker	Range Maintenance	Trainee	WBGcs-071/401m-SDW2-SO (mg/kg)	Most Stringent CUG (10-5) (mg/kg)	Ratio (10^{-5})	Contribution (10^{-5})	Most Stringent CUG (HI=1) (mg/kg)	Ratio (HI=1)	Contribution (HI=1)
Explosives and Propellants													
1,3,5-Trinitrobenzene	--	--	--	1.0E+06	205,835	165,422	0.49 J	0.0	--	--	165422.0	--	--
2,4,6-Trinitrotoluene	32,883	4,950	4,643	17,616	2,652	2,488	110	4643.0	--	--	2488.0	--	--
2,4-Dinitrotoluene	596	98.2	134	28,957	4,772	6,519	0.54 J	98.2	--	--	4772.0	--	--
2-Amino-4,6-Dinitrotoluene	--	--	--	15,069	1,943	1,237	3 U	0.0	--	--	1237.0	--	--
4-Amino-2,6-Dinitrotoluene	--	--	--	15,069	1,943	1,237	1.2 J	0.0	--	--	1237.0	--	--
HMX	--	--	--	1.0E+06	232,653	234,645	6.3	0.0	--	--	232653.0	--	--
Nitrobenzene	NC	NC	NC	NC	NC	NC	2.5 U	0.0	--	--	0.0	--	--
Nitroglycerin	105,602	14,186	9,818	--	--	--	5 U	9818.0	--	--	0.0	--	--
RDX	13,757	1,920	1,452	162,136	22,629	17,113	15	1452.0	--	--	17113.0	--	--
								Sum of Ratios:	0.000		Sum of Ratios:	0.000	

	Carcinogenic (10^{-5}) (mg/kg)			Non-carcinogenic (HI=1) (mg/kg)			Sample ID & Result						
	Dust/Fire Control Worker	Range Maintenance	Trainee	Dust/Fire Control Worker	Range Maintenance	Trainee	WBGcs-071/401m-FLR2b-SO (mg/kg)	Most Stringent CUG (10-5) (mg/kg)	Ratio (10^{-5})	Contribution (10^{-5})	Most Stringent CUG (HI=1) (mg/kg)	Ratio (HI=1)	Contribution (HI=1)
SVOCs													
Benz(a)anthracene	151	26.2	47.7	--	--	--	0.031	26.2	--	--	0.0	--	--
Benzo(a)pyrene	15.1	2.62	4.77	--	--	--	0.033	2.6	--	--	0.0	--	--
Benzo(b)fluoranthene	151	26.2	47.7	--	--	--	0.04	26.2	--	--	0.0	--	--
Dibenz(a,h)anthracene	15.1	2.62	4.77	--	--	--	0.0068 U	2.6	--	--	0.0	--	--
Indeno(1,2,3-cd)pyrene	151	26.2	47.7	--	--	--	0.022	26.2	--	--	0.0	--	--
								Sum of Ratios:	0.000		Sum of Ratios:	0.000	

	Carcinogenic (10^{-5}) (mg/kg)			Non-carcinogenic (HI=1) (mg/kg)			Sample ID & Result						
	Dust/Fire Control Worker	Range Maintenance	Trainee	Dust/Fire Control Worker	Range Maintenance	Trainee	WBGcs-071/401m-SDW2b-SO (mg/kg)	Most Stringent CUG (10-5) (mg/kg)	Ratio (10^{-5})	Contribution (10^{-5})	Most Stringent CUG (HI=1) (mg/kg)	Ratio (HI=1)	Contribution (HI=1)
SVOCs													
Benz(a)anthracene	151	26.2	47.7	--	--	--	0.9	26.2	--	--	0.0	--	--
Benzo(a)pyrene	15.1	2.62	4.77	--	--	--	1	2.6	0.38	--	0.0	--	--
Benzo(b)fluoranthene	151	26.2	47.7	--	--	--	1.6	26.2	--	--	0.0	--	--
Dibenz(a,h)anthracene	15.1	2.62	4.77	--	--	--	0.24	2.6	--	--	0.0	--	--
Indeno(1,2,3-cd)pyrene	151	26.2	47.7	--	--	--	0.75	26.2	--	--	0.0	--	--
								Sum of Ratios:	0.38		Sum of Ratios:	0.000	

	Carcinogenic (10^{-5}) (mg/kg)			Non-carcinogenic (HI=1) (mg/kg)			Sample ID & Result						
	Dust/Fire Control Worker	Range Maintenance	Trainee	Dust/Fire Control Worker	Range Maintenance	Trainee	WBGcs-P61Am-BOT(W)-SO (mg/kg)	Most Stringent CUG (10-5) (mg/kg)	Ratio (10^{-5})	Contribution (10^{-5})	Most Stringent CUG (HI=1) (mg/kg)	Ratio (HI=1)	Contribution (HI=1)
Explosives and Propellants													
2,4,6-Trinitrotoluene	32,883	4,950	4,643	17,616	2,652	2,488	2.7	4643.0	--	--	2488.0	--	--
RDX	13,757	1,920	1,452	162,136	22,629	17,113	0.089 J	1452.0	--	--	17113.0	--	--
SVOCs													
Benz(a)anthracene	151	26.2	47.7	--	--	--	1.4	26.2	--	--	0.0	--	--
Benzo(a)pyrene	15.1	2.62	4.77	--	--	--	1.2	2.6	0.46	--	0.0	--	--
Benzo(b)fluoranthene	151	26.2	47.7	--	--	--	1.5	26.2	--	--	0.0	--	--
Dibenz(a,h)anthracene	15.1	2.62	4.77	--	--	--	0.25	2.6	--	--	0.0	--	--
Indeno(1,2,3-cd)pyrene	151	26.2	47.7	--	--	--	0.66	26.2	--	--	0.0	--	--
								Sum of Ratios:	0.46		Sum of Ratios:	0.000	

	Carcinogenic (10^{-5}) (mg/kg)		Non-carcinogenic (HI=1) (mg/kg)								
	Adult	**Child**	**Adult**	**Child**	**WBGcs-070M-SDW-SO**	**Most Stringent CUG (10-5) (mg/kg)**	**Ratio (10^{-5})**	**Contribution (10^{-5})**	**Most Stringent CUG (HI=1) (mg/kg)**	**Ratio (HI=1)**	**Contribution (HI=1)**
Explosives and Propellants											
RDX	115	80.3	1,632	227	0.28	80.3	--	--	227.0	--	--
						Ratio Sum:	0.000		Ratio Sum:	0.000	

	Carcinogenic (10^{-5}) (mg/kg)		Non-carcinogenic (HI=1) (mg/kg)								
	Adult	**Child**	**Adult**	**Child**	**WBGcs-243M-SDW-SO**	**Most Stringent CUG (10-5) (mg/kg)**	**Ratio (10^{-5})**	**Contribution (10^{-5})**	**Most Stringent CUG (HI=1) (mg/kg)**	**Ratio (HI=1)**	**Contribution (HI=1)**
Explosives and Propellants											
RDX	115	80.3	1,632	227	7.2	80.3	--	--	227.0	--	--
						Ratio Sum:	0.000		Ratio Sum:	0.000	

	Carcinogenic (10^{-5}) (mg/kg)		Non-carcinogenic (HI=1) (mg/kg)								
	Adult	**Child**	**Adult**	**Child**	**WBGcs-P70m-SFC-SO**	**Most Stringent CUG (10-5) (mg/kg)**	**Ratio (10^{-5})**	**Contribution (10^{-5})**	**Most Stringent CUG (HI=1) (mg/kg)**	**Ratio (HI=1)**	**Contribution (HI=1)**
Explosives and Propellants											
1,3,5-Trinitrobenzene	--	--	15,280	2,252	0.24 U	0.0	--	--	2252.0	--	--
2,4,6-Trinitrotoluene	328	284	211	36.5	12	284.0	--	--	36.5	0.329	--
2,4-Dinitrotoluene	7.53	11.0	439	128	0.24 U	7.5	--	--	128.0	--	--
2-Amino-4,6-Dinitrotoluene	--	--	128	15.4	0.36	0.0	--	--	15.4	--	--
4-Amino-2,6-Dinitrotoluene	--	--	128	15.4	0.77	0.0	--	--	15.4	--	--
HMX	--	--	19,090	3,594	4.3	0.0	--	--	3594.0	--	--
Nitrobenzene	NC	NC	NC	NC	0.24 U	0.0	--	--	0.0	--	--
Nitroglycerin	816	525	--	--	0.49 U	525.0	--	--	0.0	--	--
RDX	115	80.3	1,632	227	18	80.3	0.224	11.30%	227.0	--	--
SVOCs											
Benz(a)anthracene	2.21	6.5	--	--	0.31	2.2	0.140	7.07%	0.0	--	--
Benzo(a)pyrene	0.221	0.65	--	--	0.31	0.2	1.403	70.69%	0.0	--	--
Benzo(b)fluoranthene	2.21	6.5	--	--	0.48	2.2	0.217	10.95%	0.0	--	--
Dibenz(a,h)anthracene	0.221	0.65	--	--	0.028 U	0.2	--	--	0.0	--	--
Indeno(1,2,3-cd)pyrene	2.21	6.5	--	--	0.18	2.2	--	--	0.0	--	--
						Ratio Sum:	1.984		Ratio Sum:	0.329	

	Carcinogenic (10^{-5}) (mg/kg)		Non-carcinogenic (HI=1) (mg/kg)								
	Adult	**Child**	**Adult**	**Child**	**WBGcs-P61m-SDW-SO**	**Most Stringent CUG (10-5) (mg/kg)**	**Ratio (10^{-5})**	**Contribution (10^{-5})**	**Most Stringent CUG (HI=1) (mg/kg)**	**Ratio (HI=1)**	**Contribution (HI=1)**
Explosives and Propellants											
1,3,5-Trinitrobenzene	--	--	15,280	2,252	0.036 J	0.0	--	--	2252.0	--	--
2,4,6-Trinitrotoluene	328	284	211	36.5	0.38	284.0	--	--	36.5	--	--
2,4-Dinitrotoluene	7.53	11.0	439	128	0.027 J	7.5	--	--	128.0	--	--
2-Amino-4,6-Dinitrotoluene	--	--	128	15.4	0.26 J	0.0	--	--	15.4	--	--
4-Amino-2,6-Dinitrotoluene	--	--	128	15.4	0.17 J	0.0	--	--	15.4	--	--
HMX	--	--	19,090	3,594	0.16 J	0.0	--	--	3594.0	--	--
Nitrobenzene	NC	NC	NC	NC	0.24 U	0.0	--	--	0.0	--	--
Nitroglycerin	816	525	--	--	0.49 U	525.0	--	--	0.0	--	--
RDX	115	80.3	1,632	227	0.20 J	80.3	--	--	227.0	--	--
SVOCs											
Benz(a)anthracene	2.21	6.5	--	--	1.5	2.2	0.679	7.92%	0.0	--	--
Benzo(a)pyrene	0.221	0.65	--	--	1.3	0.2	5.882	68.64%	0.0	--	--
Benzo(b)fluoranthene	2.21	6.5	--	--	1.6	2.2	0.724	8.45%	0.0	--	--
Dibenz(a,h)anthracene	0.221	0.65	--	--	0.21	0.2	0.950	11.09%	0.0	--	--
Indeno(1,2,3-cd)pyrene	2.21	6.5	--	--	0.74	2.2	0.335	3.91%	0.0	--	--
						Ratio Sum:	8.570		Ratio Sum:	0.000	

	Carcinogenic (10^{-5}) (mg/kg)		Non-carcinogenic (HI=1) (mg/kg)								
	Adult	**Child**	**Adult**	**Child**	**WBGcs-P61m-BOT-SO**	**Most Stringent CUG (10-5) (mg/kg)**	**Ratio (10^{-5})**	**Contribution (10^{-5})**	**Most Stringent CUG (HI=1) (mg/kg)**	**Ratio (HI=1)**	**Contribution (HI=1)**
Explosives and Propellants											
1,3,5-Trinitrobenzene	--	--	15,280	2,252	0.56	0.0	--	--	2252.0	--	--
2,4,6-Trinitrotoluene	328	284	211	36.5	5.2	284.0	--	--	36.5	0.142	--
2,4-Dinitrotoluene	7.53	11.0	439	128	0.13 J	7.5	--	--	128.0	--	--
2-Amino-4,6-Dinitrotoluene	--	--	128	15.4	0.7	0.0	--	--	15.4	--	--
4-Amino-2,6-Dinitrotoluene	--	--	128	15.4	0.7	0.0	--	--	15.4	--	--
HMX	--	--	19,090	3,594	1	0.0	--	--	3594.0	--	--
Nitrobenzene	NC	NC	NC	NC	0.26	0.0	--	--	0.0	--	--
Nitroglycerin	816	525	--	--	7.8	525.0	--	--	0.0	--	--
RDX	115	80.3	1,632	227	1.8	80.3	--	--	227.0	--	--
SVOCs											
Benz(a)anthracene	2.21	6.5	--	--	7.8	2.2	3.529	7.80%	0.0	--	--
Benzo(a)pyrene	0.221	0.65	--	--	6.7	0.2	30.317	67.00%	0.0	--	--
Benzo(b)fluoranthene	2.21	6.5	--	--	7.8	2.2	3.529	7.80%	0.0	--	--
Dibenz(a,h)anthracene	0.221	0.65	--	--	1.4	0.2	6.335	14.00%	0.0	--	--
Indeno(1,2,3-cd)pyrene	2.21	6.5	--	--	3.4	2.2	1.538	3.40%	0.0	--	--
						Ratio Sum:	45.249		Ratio Sum:	0.142	

	Carcinogenic (10^{-5}) (mg/kg)		Non-carcinogenic (HI=1) (mg/kg)								
	Adult	**Child**	**Adult**	**Child**	**WBGcs-P61Am-BOT(E)-SO**	**Most Stringent CUG (10-5) (mg/kg)**	**Ratio (10^{-5})**	**Contribution (10^{-5})**	**Most Stringent CUG (HI=1) (mg/kg)**	**Ratio (HI=1)**	**Contribution (HI=1)**
Explosives and Propellants											
2,4,6-Trinitrotoluene	328	284	211	36.5	12	284.0	--	--	36.5	0.329	--
RDX	115	80.3	1,632	227	0.25 U	80.3	--	--	227.0	--	--
SVOCs											
Benz(a)anthracene	2.21	6.5	--	--	4.3	2.2	1.946	7.29%	0.0	--	--
Benzo(a)pyrene	0.221	0.65	--	--	3.9	0.2	17.647	66.10%	0.0	--	--
Benzo(b)fluoranthene	2.21	6.5	--	--	5.4	2.2	2.443	9.15%	0.0	--	--
Dibenz(a,h)anthracene	0.221	0.65	--	--	0.8	0.2	3.620	13.56%	0.0	--	--
Indeno(1,2,3-cd)pyrene	2.21	6.5	--	--	2.3	2.2	1.041	3.90%	0.0	--	--
						Ratio Sum:	26.697		Ratio Sum:	0.329	

	Carcinogenic (10^{-5}) (mg/kg)		Non-carcinogenic (HI=1) (mg/kg)								
	Adult	**Child**	**Adult**	**Child**	**WBGcs-P61m-BERM2-SO**	**Most Stringent CUG (10-5) (mg/kg)**	**Ratio (10^{-5})**	**Contribution (10^{-5})**	**Most Stringent CUG (HI=1) (mg/kg)**	**Ratio (HI=1)**	**Contribution (HI=1)**
Explosives and Propellants											
1,3,5-Trinitrobenzene	--	--	15,280	2,252	0.25 U	0.0	--	--	2252.0	--	--
2,4,6-Trinitrotoluene	328	284	211	36.5	0.078 J	284.0	--	--	36.5	--	--
2,4-Dinitrotoluene	7.53	11.0	439	128	0.25 U	7.5	--	--	128.0	--	--
2-Amino-4,6-Dinitrotoluene	--	--	128	15.4	0.3 U	0.0	--	--	15.4	--	--
4-Amino-2,6-Dinitrotoluene	--	--	128	15.4	0.25 U	0.0	--	--	15.4	--	--
HMX	--	--	19,090	3,594	0.24 J	0.0	--	--	3594.0	--	--
Nitrobenzene	NC	NC	NC	NC	0.25 U	0.0	--	--	0.0	--	--
Nitroglycerin	816	525	--	--	0.5 U	525.0	--	--	0.0	--	--
RDX	115	80.3	1,632	227	0.3	80.3	--	--	227.0	--	--
SVOCs											
Benz(a)anthracene	2.21	6.5	--	--	0.096	2.2	--	--	0.0	--	--
Benzo(a)pyrene	0.221	0.65	--	--	0.086	0.2	0.389	--	0.0	--	--
Benzo(b)fluoranthene	2.21	6.5	--	--	0.12	2.2	--	--	0.0	--	--
Dibenz(a,h)anthracene	0.221	0.65	--	--	0.0068 U	0.2	--	--	0.0	--	--
Indeno(1,2,3-cd)pyrene	2.21	6.5	--	--	0.064	2.2	--	--	0.0	--	--
						Ratio Sum:	0.389		Ratio Sum:	0.000	

	Carcinogenic (10^{-5}) (mg/kg)		Non-carcinogenic (HI=1) (mg/kg)								
	Adult	**Child**	**Adult**	**Child**	**WBGcs-070M-FLR-SO**	**Most Stringent CUG (10-5) (mg/kg)**	**Ratio (10^{-5})**	**Contribution (10^{-5})**	**Most Stringent CUG (HI=1) (mg/kg)**	**Ratio (HI=1)**	**Contribution (HI=1)**
Explosives and Propellants											
RDX	115	80.3	1,632	227	0.17 J	80.3	--	--	227.0	--	--
						Ratio Sum:	0.000		Ratio Sum:	0.000	

	Carcinogenic (10^{-5}) (mg/kg)		Non-carcinogenic (HI=1) (mg/kg)								
	Adult	**Child**	**Adult**	**Child**	**WBGcs-243M-FLR-SO**	**Most Stringent CUG (10-5) (mg/kg)**	**Ratio (10^{-5})**	**Contribution (10^{-5})**	**Most Stringent CUG (HI=1) (mg/kg)**	**Ratio (HI=1)**	**Contribution (HI=1)**
Explosives and Propellants											
RDX	115	80.3	1,632	227	0.20 U	80.3	--	--	227.0	--	--
						Ratio Sum:	0.000		Ratio Sum:	0.000	

	Carcinogenic (10^{-5}) (mg/kg)		Non-carcinogenic (HI=1) (mg/kg)								
	Adult	**Child**	**Adult**	**Child**	**WBGcs-071/401m-SDW-SO**	**Most Stringent CUG (10-5) (mg/kg)**	**Ratio (10^{-5})**	**Contribution (10^{-5})**	**Most Stringent CUG (HI=1) (mg/kg)**	**Ratio (HI=1)**	**Contribution (HI=1)**
Explosives and Propellants											
2,4,6-Trinitrotoluene	328	284	211	36.5	1600	284.0	5.634	44.25%	36.5	43.836	94.58%
RDX	115	80.3	1,632	227	570	80.3	7.098	55.75%	227.0	2.511	5.42%
						Ratio Sum:	12.732		Ratio Sum:	46.347	

	Carcinogenic (10^{-5}) (mg/kg)		Non-carcinogenic (HI=1) (mg/kg)								
	Adult	**Child**	**Adult**	**Child**	**WBGcs-071/401m-FLR2-SO**	**Most Stringent CUG (10-5) (mg/kg)**	**Ratio (10^{-5})**	**Contribution (10^{-5})**	**Most Stringent CUG (HI=1) (mg/kg)**	**Ratio (HI=1)**	**Contribution (HI=1)**
Explosives and Propellants											
1,3,5-Trinitrobenzene	--	--	15,280	2,252	0.69 J	0.0	--	--	2252.0	--	--
2,4,6-Trinitrotoluene	328	284	211	36.5	44	284.0	0.155	--	36.5	1.205	86.42%
2,4-Dinitrotoluene	7.53	11.0	439	128	1.2 U	7.5	--	--	128.0	--	--
2-Amino-4,6-Dinitrotoluene	--	--	128	15.4	0.72 J	0.0	--	--	15.4	--	--
4-Amino-2,6-Dinitrotoluene	--	--	128	15.4	0.87 J	0.0	--	--	15.4	--	--
HMX	--	--	19,090	3,594	11	0.0	--	--	3594.0	--	--
RDX	115	80.3	1,632	227	43	80.3	0.535	--	227.0	0.189	13.58%
						Ratio Sum:	0.690		Ratio Sum:	1.395	

	Carcinogenic (10^{-5}) (mg/kg)		Non-carcinogenic (HI=1) (mg/kg)								
	Adult	**Child**	**Adult**	**Child**	**WBGcs-071/401m-SDW2-SO**	**Most Stringent CUG (10-5) (mg/kg)**	**Ratio (10^{-5})**	**Contribution (10^{-5})**	**Most Stringent CUG (HI=1) (mg/kg)**	**Ratio (HI=1)**	**Contribution (HI=1)**
Explosives and Propellants											
1,3,5-Trinitrobenzene	--	--	15,280	2,252	0.49 J	0.0	--	--	2252.0	--	--
2,4,6-Trinitrotoluene	328	284	211	36.5	110	284.0	0.387	--	36.5	3.014	100.00%
2,4-Dinitrotoluene	7.53	11.0	439	128	0.54 J	7.5	--	--	128.0	--	--
2-Amino-4,6-Dinitrotoluene	--	--	128	15.4	3 U	0.0	--	--	15.4	--	--
4-Amino-2,6-Dinitrotoluene	--	--	128	15.4	1.2 J	0.0	--	--	15.4	--	--
HMX	--	--	19,090	3,594	6.3	0.0	--	--	3594.0	--	--
RDX	115	80.3	1,632	227	15	80.3	0.187	--	227.0	--	--
						Ratio Sum:	0.574		Ratio Sum:	3.014	

	Carcinogenic (10^{-5}) (mg/kg)		Non-carcinogenic (HI=1) (mg/kg)								
	Adult	**Child**	**Adult**	**Child**	**WBGcs-071/401m-FLR2b-SO**	**Most Stringent CUG (10-5) (mg/kg)**	**Ratio (10^{-5})**	**Contribution (10^{-5})**	**Most Stringent CUG (HI=1) (mg/kg)**	**Ratio (HI=1)**	**Contribution (HI=1)**
SVOCs											
Benz(a)anthracene	2.21	6.5	--	--	0.031	2.2	--	--	0.0	--	--
Benzo(a)pyrene	0.221	0.65	--	--	0.033	0.2	0.149	--	0.0	--	--
Benzo(b)fluoranthene	2.21	6.5	--	--	0.04	2.2	--	--	0.0	--	--
Dibenz(a,h)anthracene	0.221	0.65	--	--	0.0068 U	0.2	--	--	0.0	--	--
Indeno(1,2,3-cd)pyrene	2.21	6.5	--	--	0.022	2.2	--	--	0.0	--	--
						Ratio Sum:	0.149		Ratio Sum:	0.000	

	Carcinogenic (10^{-5}) (mg/kg)		Non-carcinogenic (HI=1) (mg/kg)								
	Adult	**Child**	**Adult**	**Child**	**WBGcs-071/401m-SDW2b-SO**	**Most Stringent CUG (10-5) (mg/kg)**	**Ratio (10^{-5})**	**Contribution (10^{-5})**	**Most Stringent CUG (HI=1) (mg/kg)**	**Ratio (HI=1)**	**Contribution (HI=1)**
SVOCs											
Benz(a)anthracene	2.21	6.5	--	--	0.9	2.2	0.407	5.75%	0.0	--	--
Benzo(a)pyrene	0.221	0.65	--	--	1.0	0.2	4.525	63.90%	0.0	--	--
Benzo(b)fluoranthene	2.21	6.5	--	--	1.6	2.2	0.724	10.22%	0.0	--	--
Dibenz(a,h)anthracene	0.221	0.65	--	--	0.24	0.2	1.086	15.34%	0.0	--	--
Indeno(1,2,3-cd)pyrene	2.21	6.5	--	--	0.75	2.2	0.339	4.79%	0.0	--	--
						Ratio Sum:	7.081		Ratio Sum:	0.000	

	Carcinogenic (10^{-5}) (mg/kg)		Non-carcinogenic (HI=1) (mg/kg)								
	Adult	**Child**	**Adult**	**Child**	**WBGcs-P61Am-BOT(W)-SO**	**Most Stringent CUG (10-5) (mg/kg)**	**Ratio (10^{-5})**	**Contribution (10^{-5})**	**Most Stringent CUG (HI=1) (mg/kg)**	**Ratio (HI=1)**	**Contribution (HI=1)**
Explosives and Propellants											
2,4,6-Trinitrotoluene	328	284	211	36.5	2.7	284.0	--	--	36.5	--	--
RDX	115	80.3	1,632	227	0.089 J	80.3	--	--	227.0	--	--
SVOCs											
Benz(a)anthracene	2.21	6.5	--	--	1.4	2.2	0.633	8.95%	0.0	--	--
Benzo(a)pyrene	0.221	0.65	--	--	1.2	0.2	5.430	76.68%	0.0	--	--
Benzo(b)fluoranthene	2.21	6.5	--	--	1.5	2.2	0.679	9.58%	0.0	--	--
Dibenz(a,h)anthracene	0.221	0.65	--	--	0.25	0.2	1.131	15.97%	0.0	--	--
Indeno(1,2,3-cd)pyrene	2.21	6.5	--	--	0.66	2.2	0.299	4.22%	0.0	--	--
						Ratio Sum:	8.172		Ratio Sum:	0.000	

Appendix D

Exceedances Versus Non-Exceedances for

All Chemicals Identified as COPCs

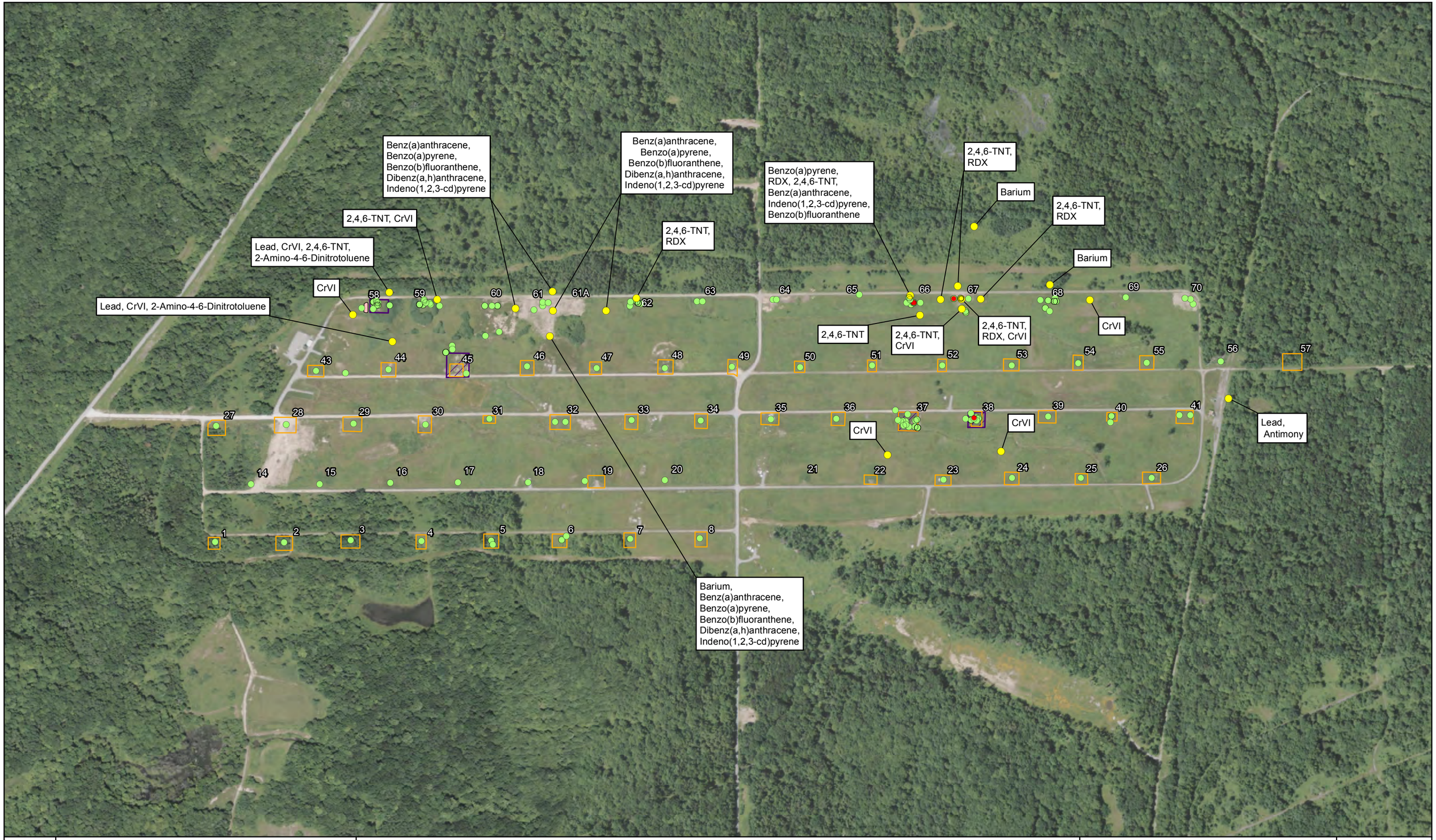

Explanation:

- Exceedance
- Non-Exceedance
- Proposed Sample Location
- Chemical — Proposed Sample Location Analysis
- Former Burn Pads
- Previous Removal Actions
- Berm

2,4,6-TNT Exceedances and Non-Exceedances for Applicable National Guard Receptors and Proposed Sample Locations

0 250 500 1,000 Feet

US Army Corps of Engineers

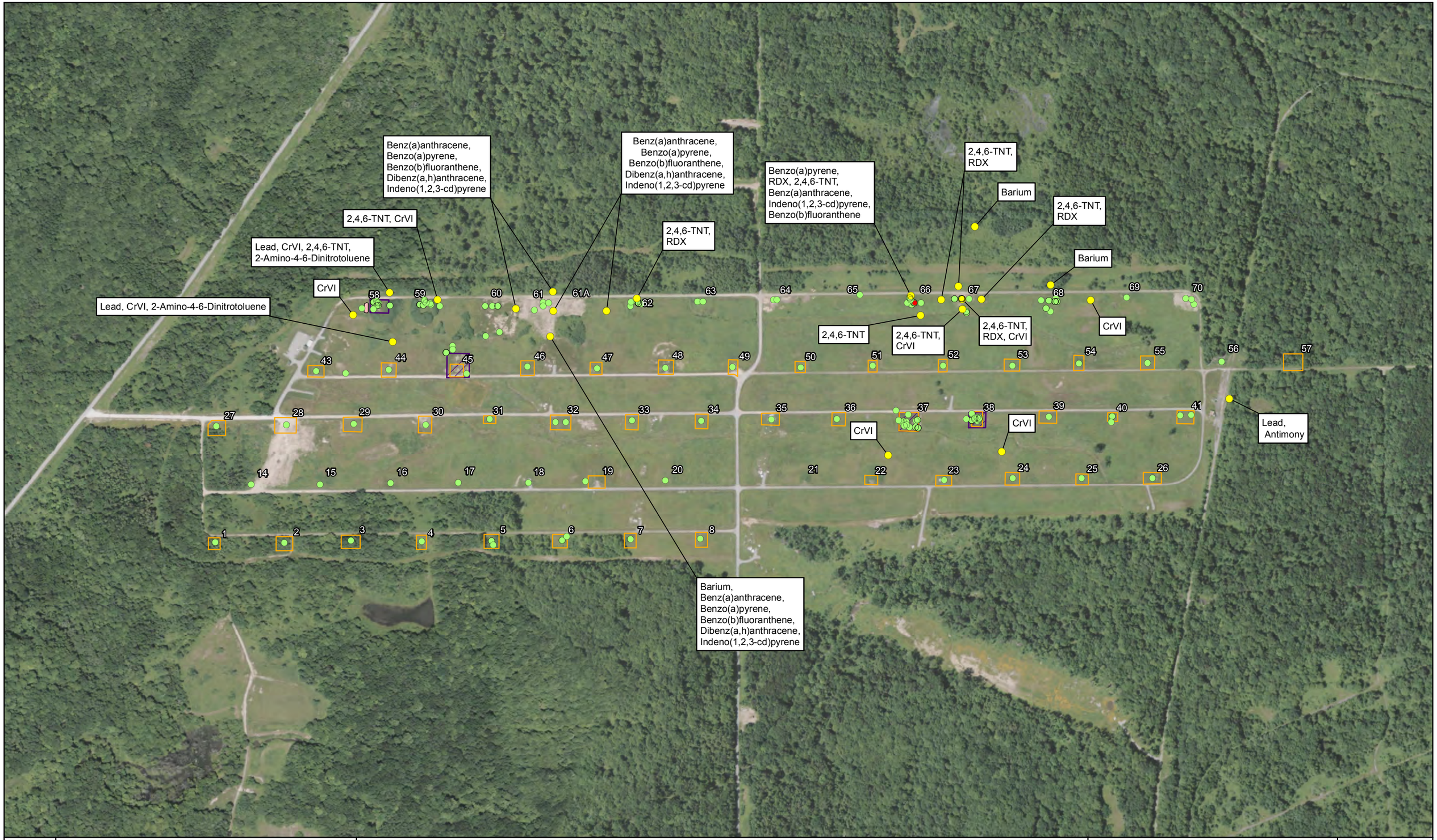

Explanation:

- Exceedance
- Non-Exceedance
- Proposed Sample Location
- Chemical — Proposed Sample Location Analysis
- Former Burn Pads
- Previous Removal Actions
- Berm

3-Nitrotoluene Exceedances and Non-Exceedances for Applicable National Guard Receptors and Proposed Sample Locations

0 250 500 1,000 Feet

US Army Corps of Engineers

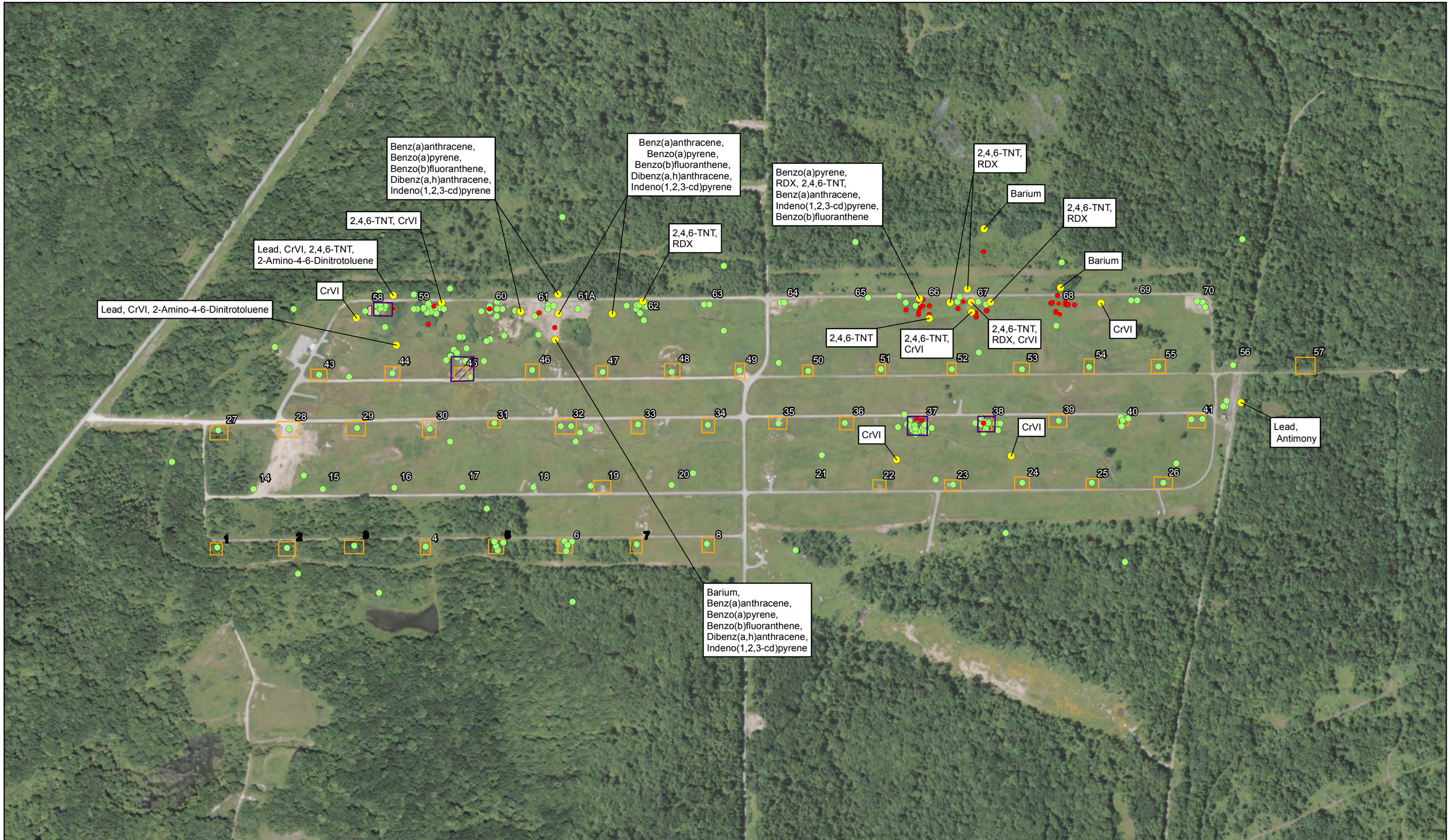

Explanation:

- Exceedance
- Non-Exceedance
- Proposed Sample Location
- Chemical — Proposed Sample Location Analysis
- Former Burn Pads
- Previous Removal Actions
- Berm

Barium Exceedances and Non-Exceedances for Applicable National Guard Receptors and Proposed Sample Locations

0 250 500 1,000 Feet

US Army Corps of Engineers

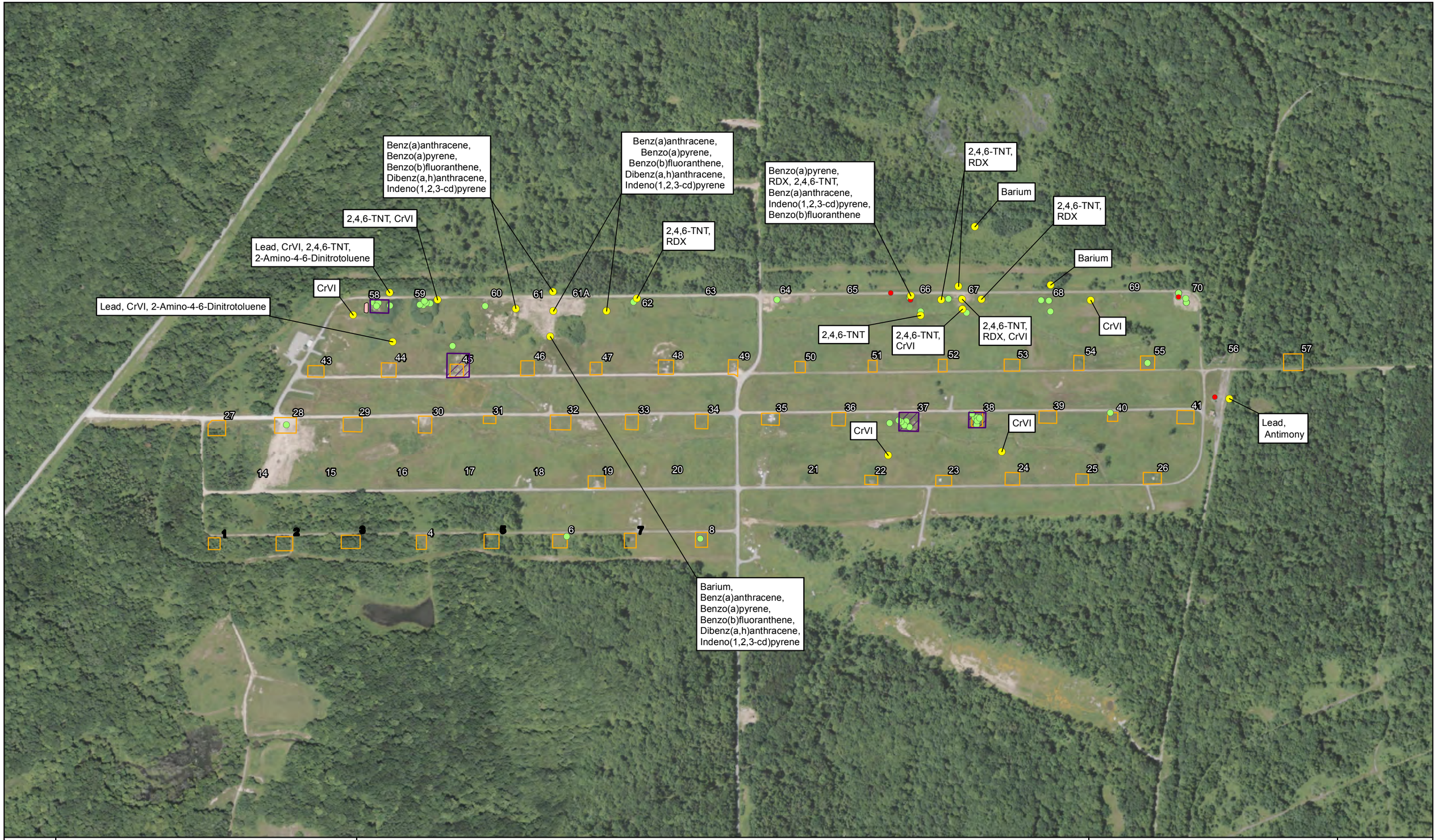

Explanation:

- Exceedance
- Non-Exceedance
- Proposed Sample Location
- Chemical — Proposed Sample Location Analysis
- Former Burn Pads
- Previous Removal Actions
- Berm

Benzo(a)pyrene Exceedances and Non-Exceedances for Applicable National Guard Receptors and Proposed Sample Locations

0 250 500 1,000 Feet

US Army Corps of Engineers

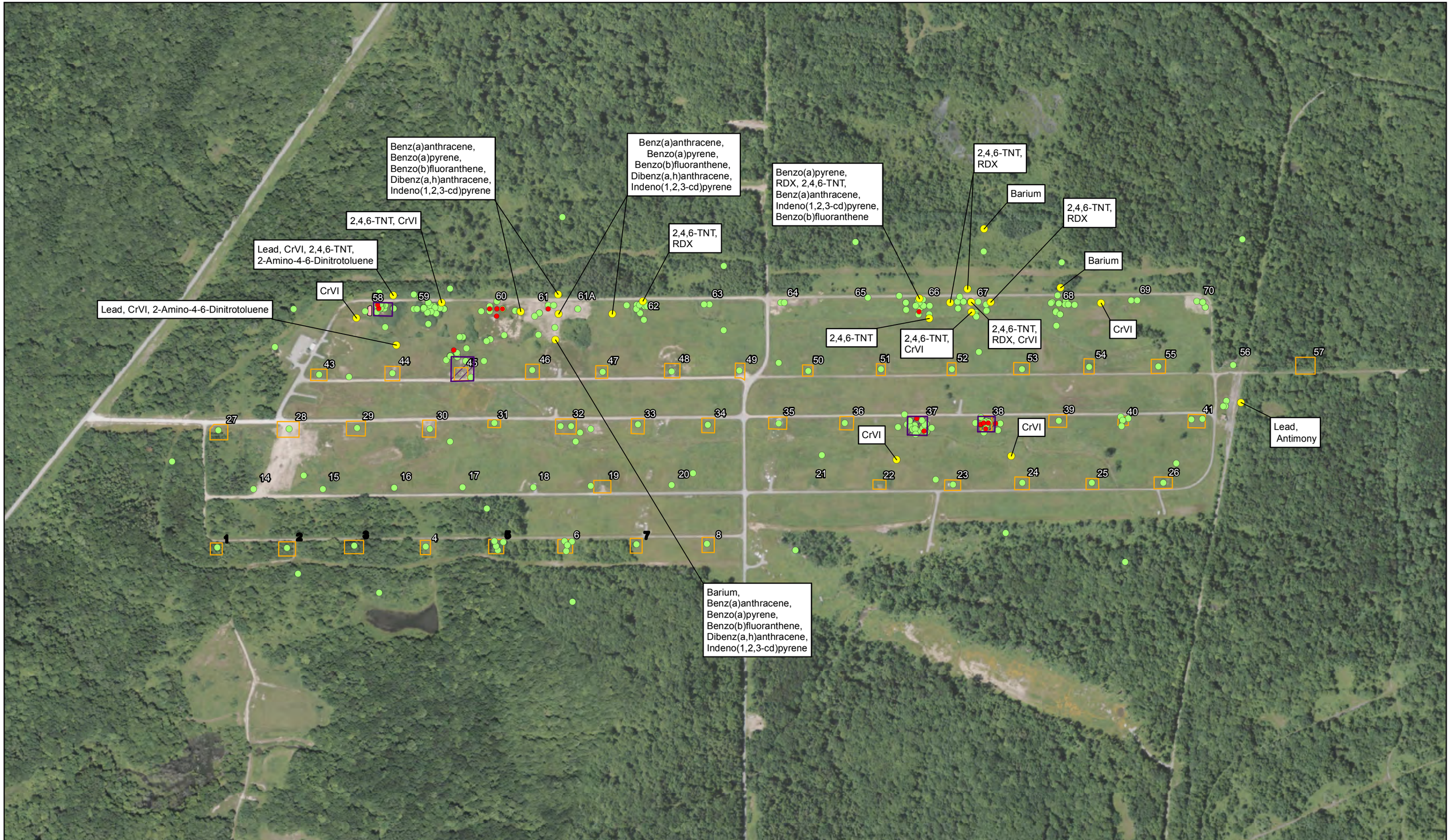

Explanation:

- Exceedance
- Non-Exceedance
- Proposed Sample Location
- Chemical — Proposed Sample Location Analysis
- Former Burn Pads
- Previous Removal Actions
- Berm

Cadmium Exceedances and Non-Exceedances for Applicable National Guard Receptors and Proposed Sample Locations

0 250 500 1,000 Feet

US Army Corps of Engineers

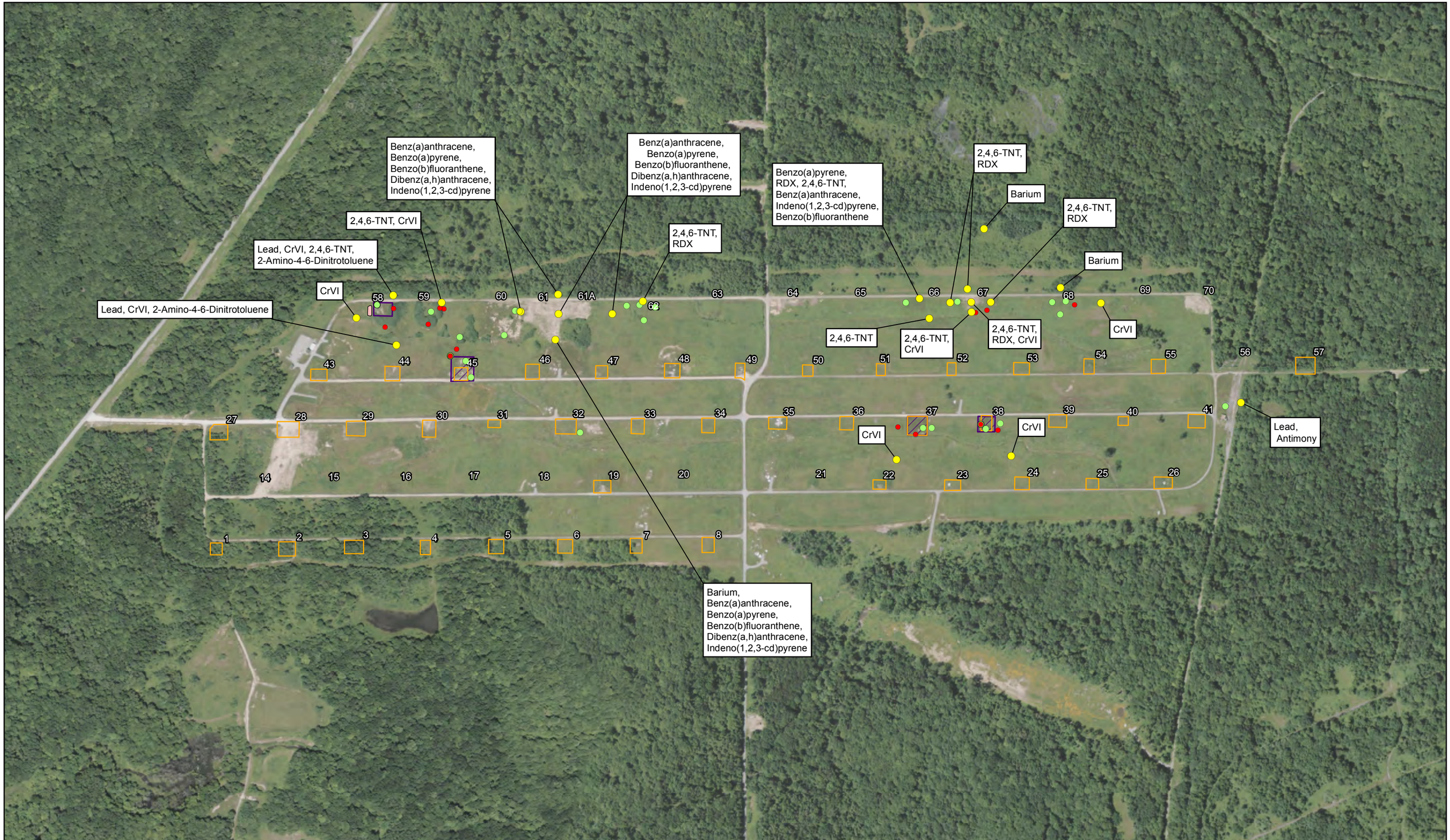

Explanation:

- Exceedance
- Non-Exceedance
- Proposed Sample Location
- Chemical — Proposed Sample Location Analysis
- Former Burn Pads
- Previous Removal Actions
- Berm

CrVI Exceedances and Non-Exceedances for Applicable National Guard Receptors and Proposed Sample Locations

0 250 500 1,000 Feet

US Army Corps of Engineers

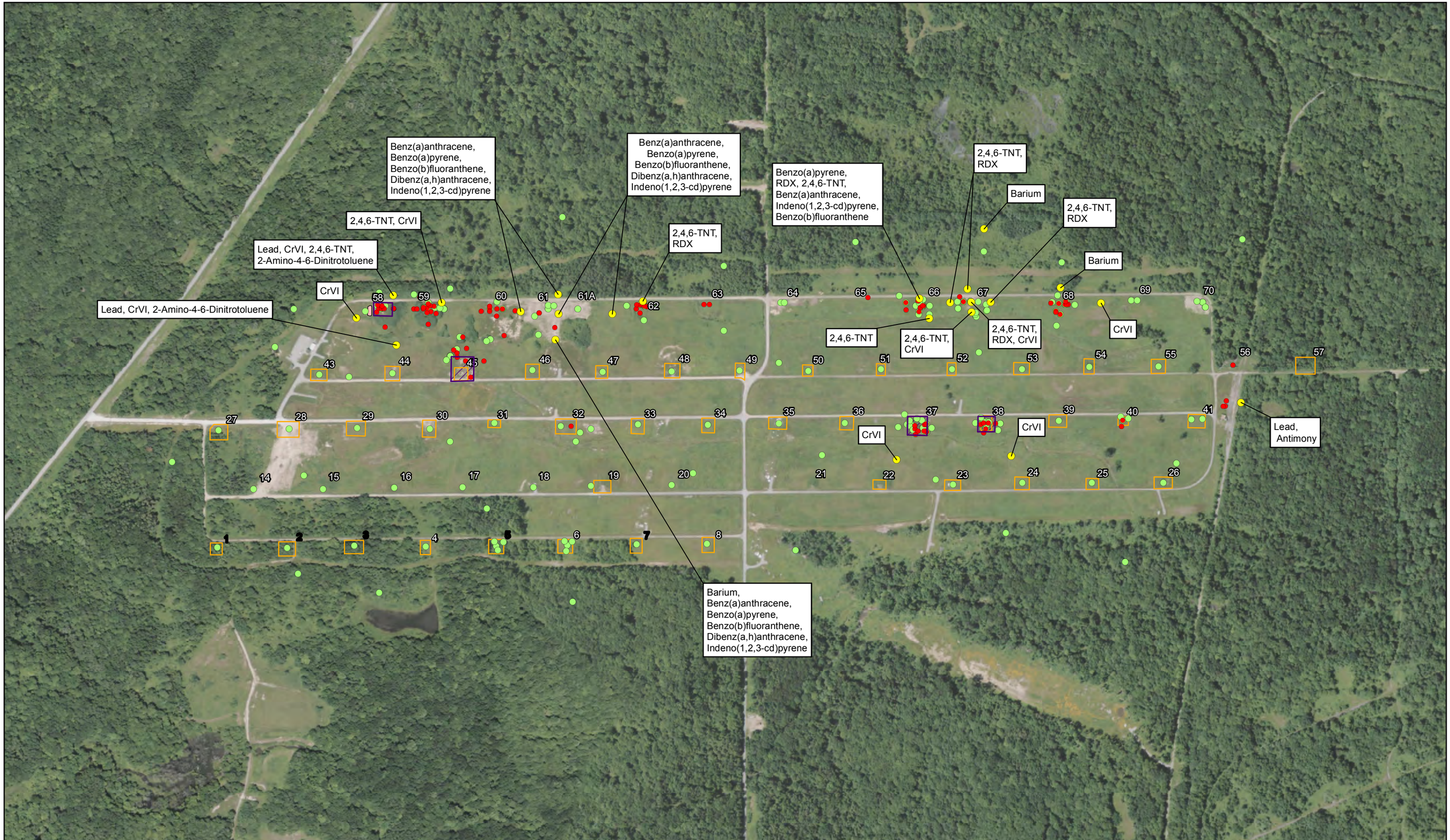

Explanation:

- Exceedance
- Non-Exceedance
- Proposed Sample Location
- Chemical — Proposed Sample Location Analysis
- Former Burn Pads
- Previous Removal Actions
- Berm

Lead Exceedances and Non-Exceedances for Applicable National Guard Receptors and Proposed Sample Locations

0 250 500 1,000 Feet

US Army Corps of Engineers

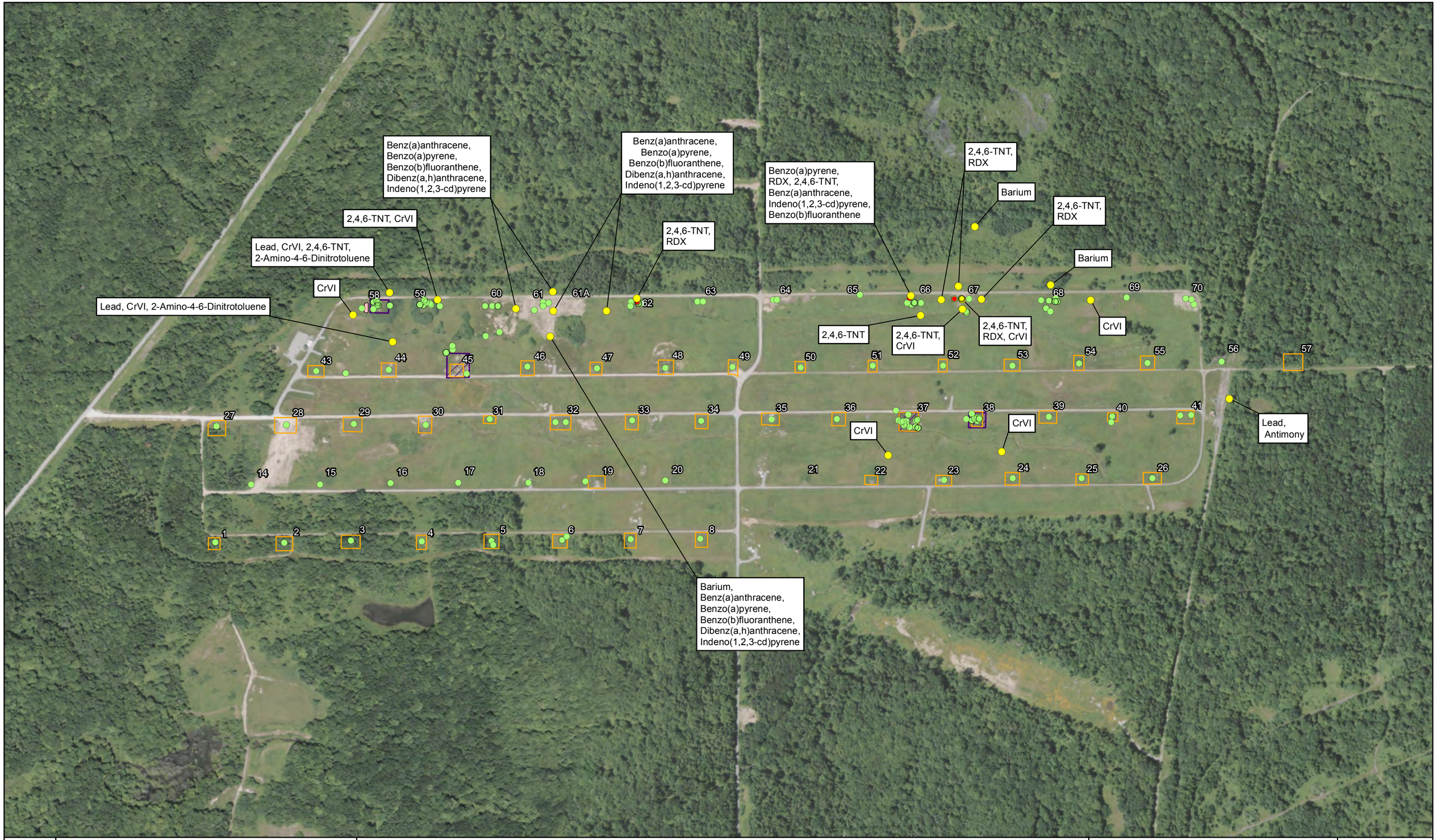

Explanation:

- Exceedance
- Non-Exceedance
- Proposed Sample Location
- Chemical — Proposed Sample Location Analysis
- Former Burn Pads
- Previous Removal Actions
- Berm

RDX Exceedances and Non-Exceedances for Applicable National Guard Receptors and Proposed Sample Locations

0 250 500 1,000 Feet

US Army Corps of Engineers

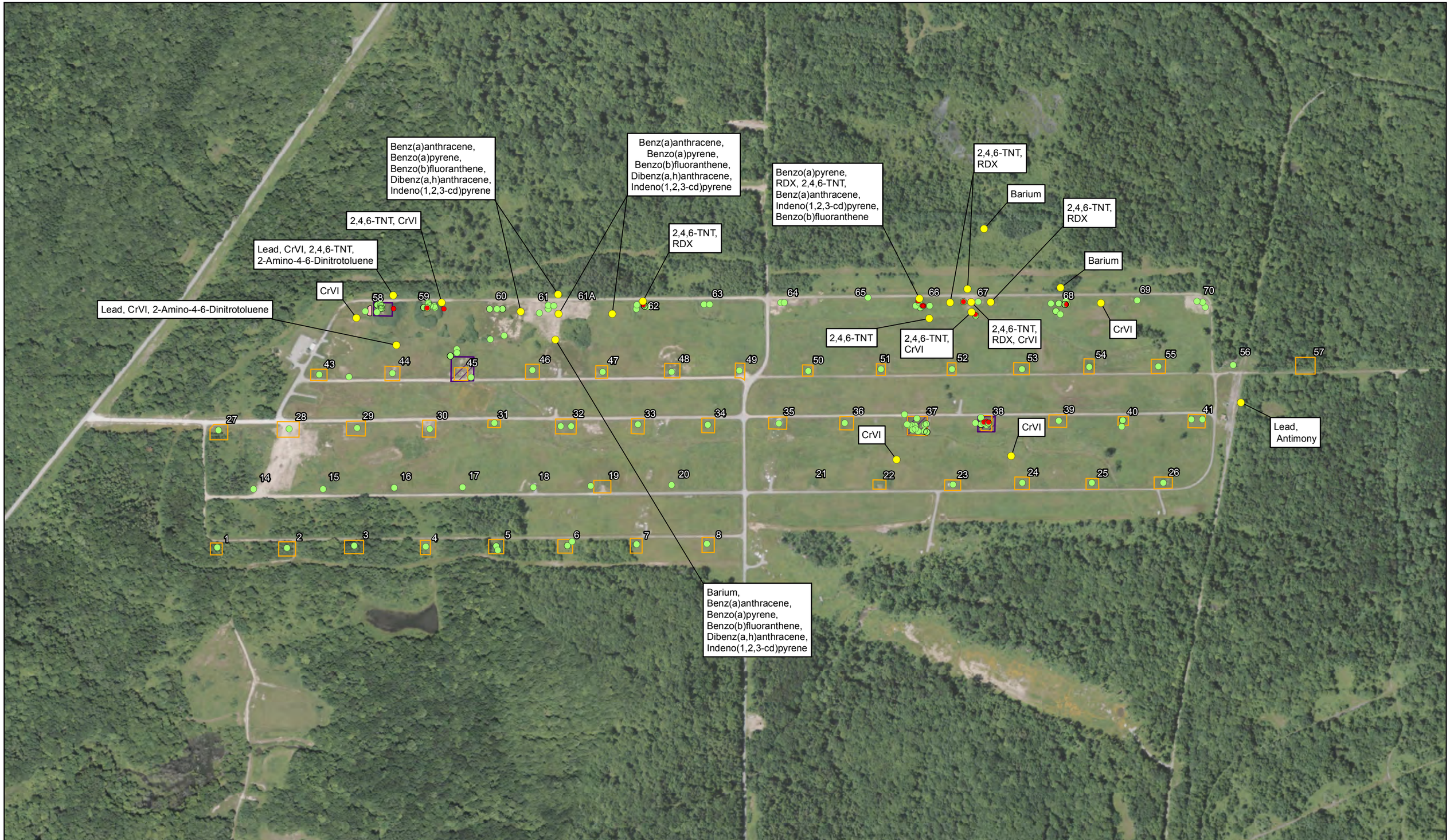

Explanation:

- Exceedance
- Non-Exceedance
- Proposed Sample Location
- Chemical — Proposed Sample Location Analysis
- Former Burn Pads
- Previous Removal Actions
- Berm

2,4,6-TNT Exceedances and Non-Exceedances for Resident Farmer Receptors and Proposed Sample Locations

0 250 500 1,000 Feet

US Army Corps of Engineers

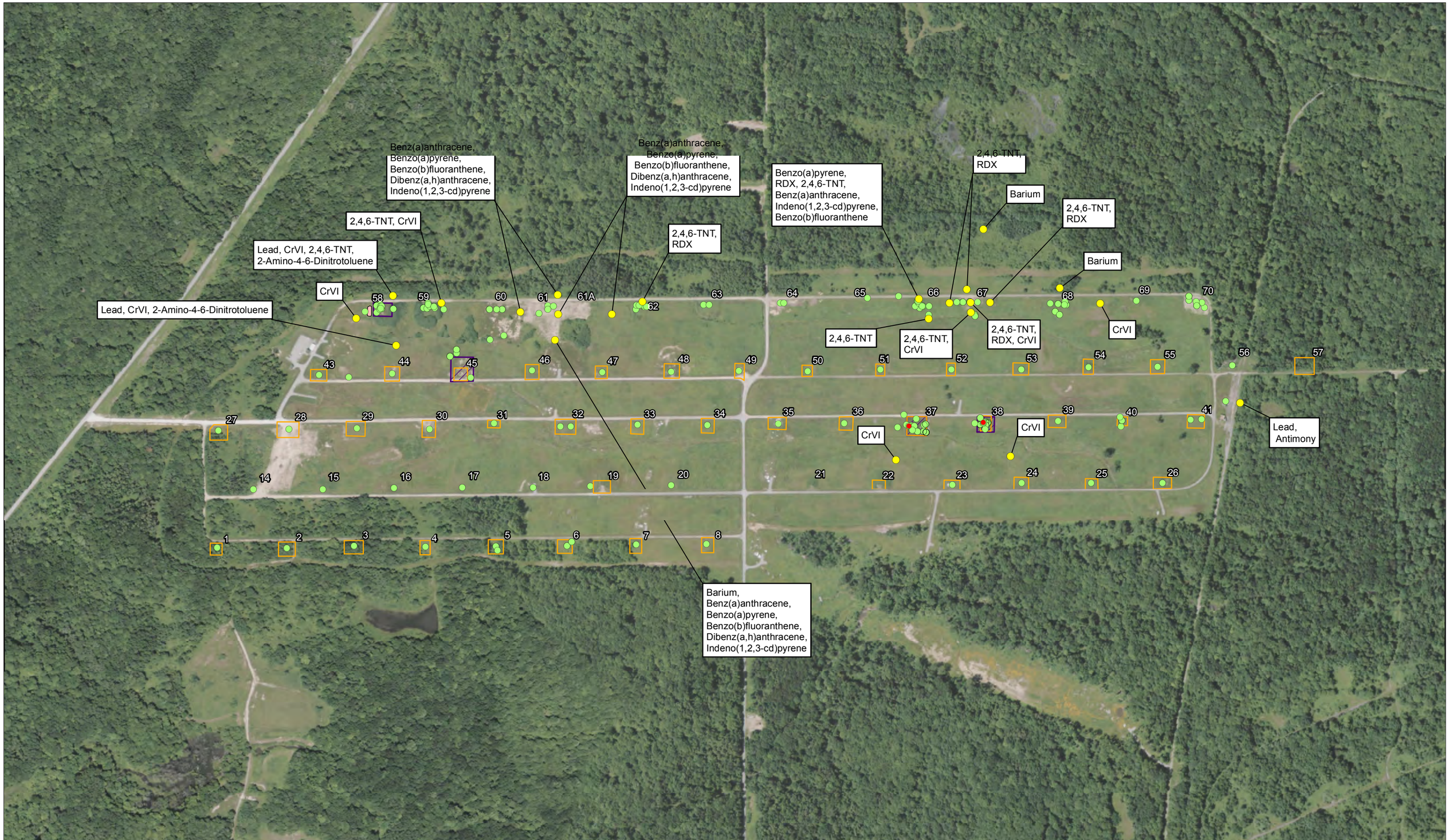

Explanation:

- Exceedance
- Non-Exceedance
- Proposed Sample Location
- Chemical — Proposed Sample Location Analysis
- Former Burn Pads
- Previous Removal Actions
- Berm

2,4-Dinitrotoluene Exceedances and Non-Exceedances for Resident Farmer Receptors and Proposed Sample Locations

0 250 500 1,000 Feet

US Army Corps of Engineers

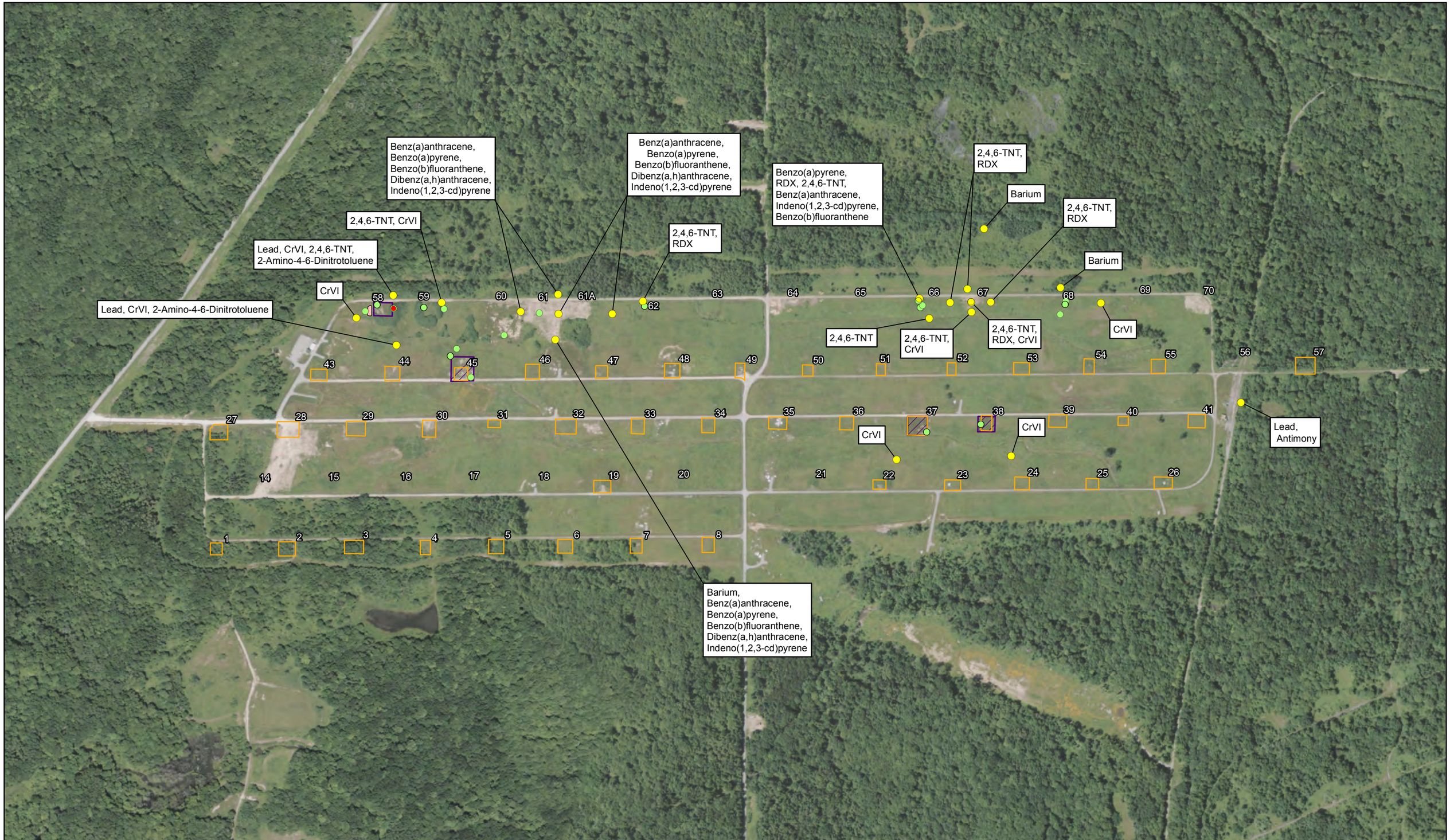

Explanation:

- Exceedance
- Non-Exceedance
- Proposed Sample Location
- Chemical — Proposed Sample Location Analysis
- Former Burn Pads
- Previous Removal Actions
- Berm

2-Amino-4,6 Dinitrotoluene Exceedances and Non-Exceedances for Resident Farmer Receptors and Proposed Sample Locations

0 250 500 1,000 Feet

US Army Corps of Engineers

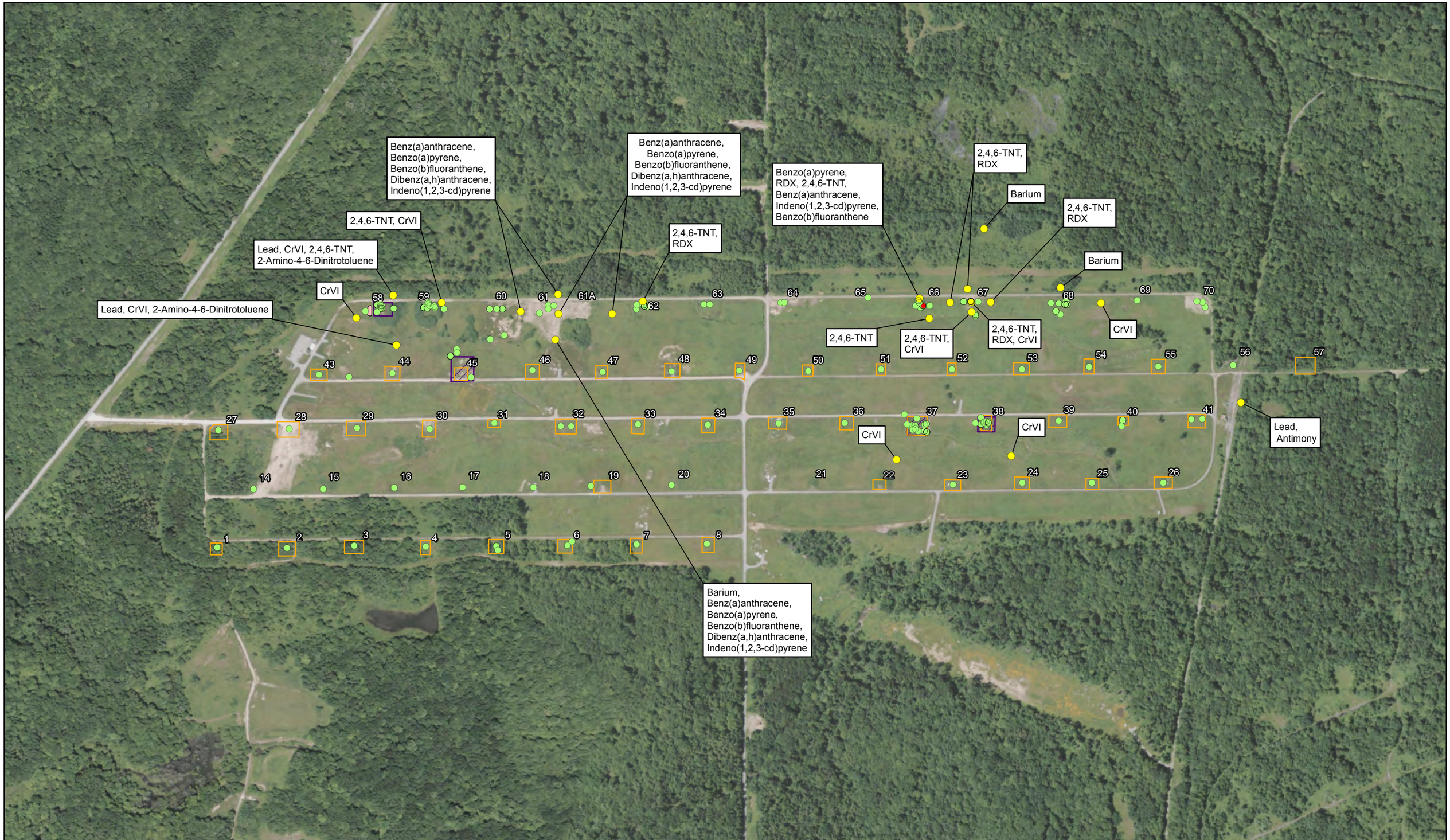

Explanation:

- Exceedance
- Non-Exceedance
- Proposed Sample Location
- Chemical — Proposed Sample Location Analysis
- Former Burn Pads
- Previous Removal Actions
- Berm

3-Nitrotoluene Exceedances and Non-Exceedances for Resident Farmer Receptors and Proposed Sample Locations

0 250 500 1,000 Feet

US Army Corps of Engineers

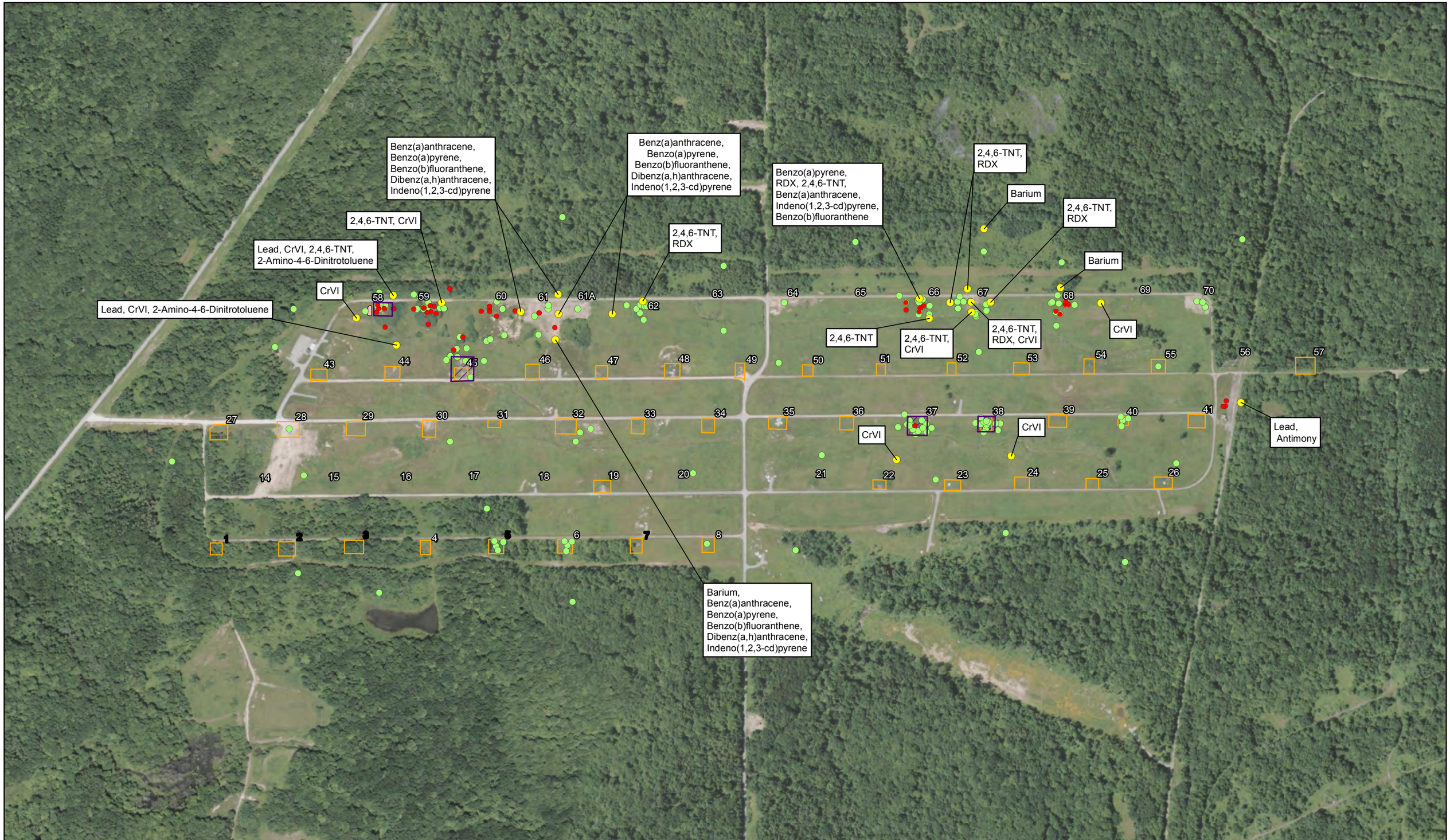

Explanation:

- Exceedance
- Non-Exceedance
- Proposed Sample Location
- Chemical — Proposed Sample Location Analysis
- Former Burn Pads
- Previous Removal Actions
- Berm

Antimony Exceedances and Non-Exceedances for Resident Farmer Receptors and Proposed Sample Locations

0 250 500 1,000 Feet

US Army Corps of Engineers

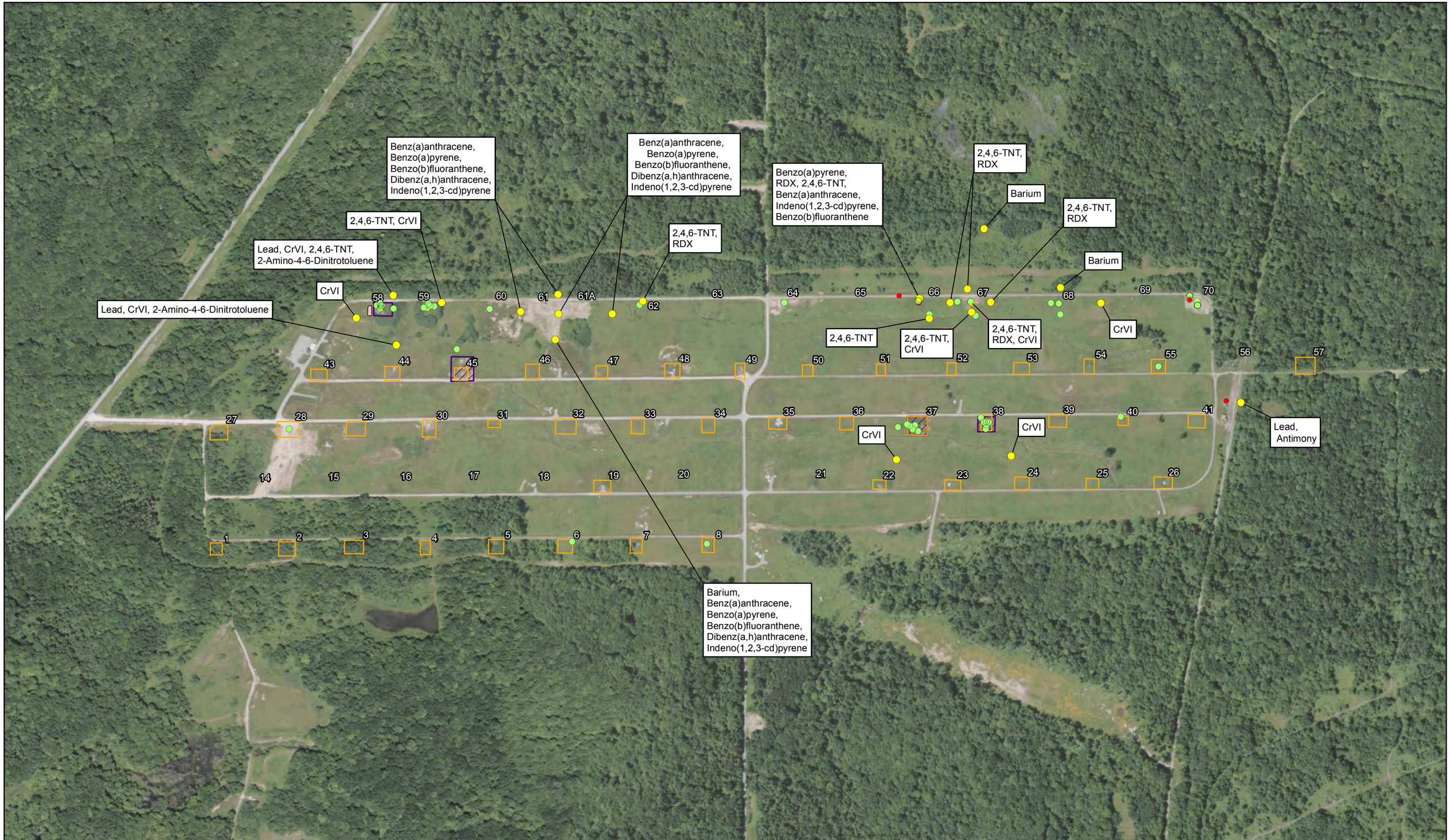

Explanation:

- Exceedance
- Non-Exceedance
- Proposed Sample Location
- Chemical — Proposed Sample Location Analysis
- Former Burn Pads
- Previous Removal Actions
- Berm

Benz(a)anthracene Exceedances and Non-Exceedances for Resident Farmer Receptors and Proposed Sample Locations

0 250 500 1,000 Feet

US Army Corps of Engineers

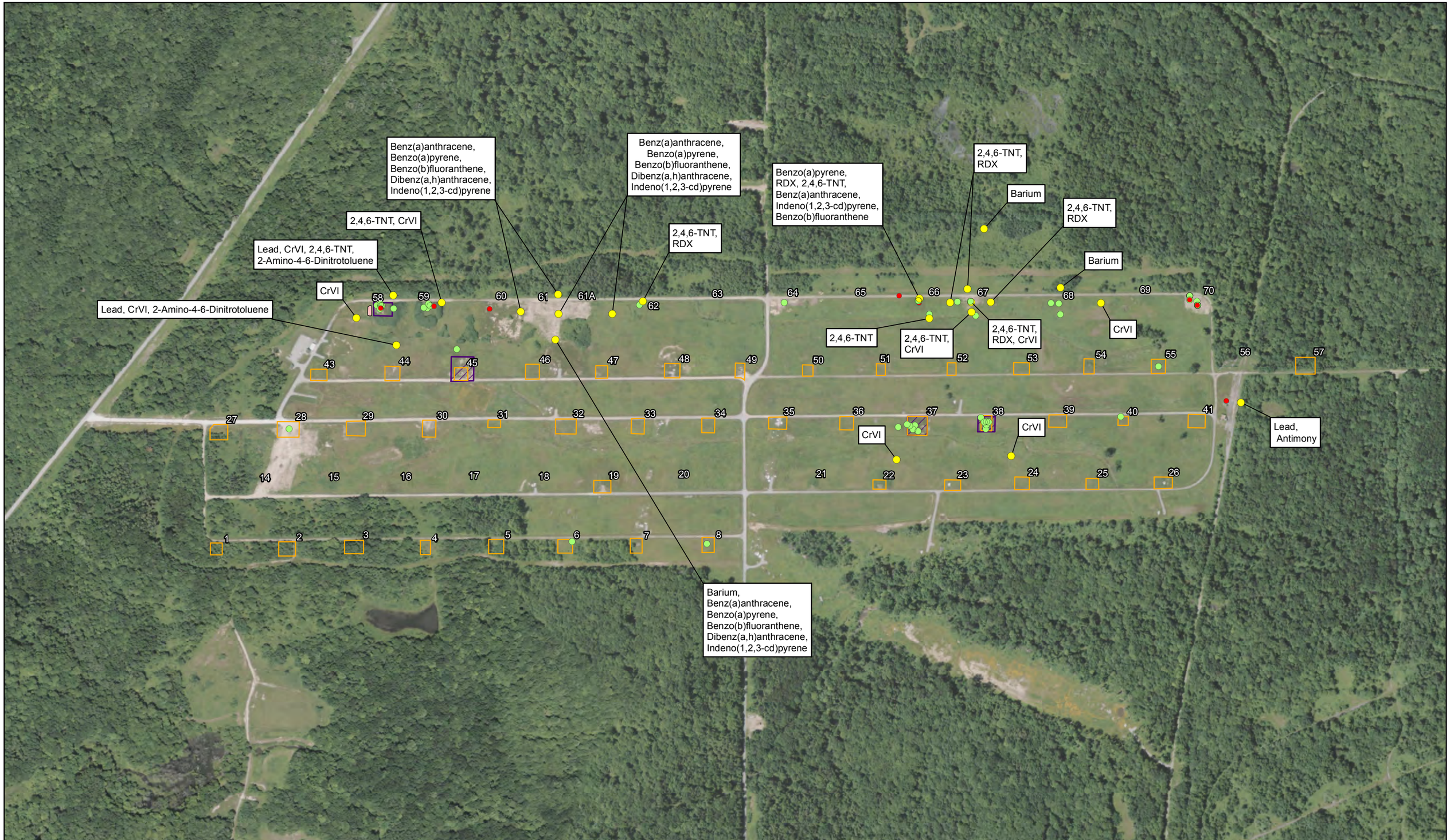

Explanation:

- Exceedance
- Non-Exceedance
- Proposed Sample Location
- Chemical — Proposed Sample Location Analysis
- Former Burn Pads
- Previous Removal Actions
- Berm

Benzo(a)pyrene Exceedances and Non-Exceedances for Resident Farmer Receptors and Proposed Sample Locations

0 250 500 1,000 Feet

US Army Corps of Engineers

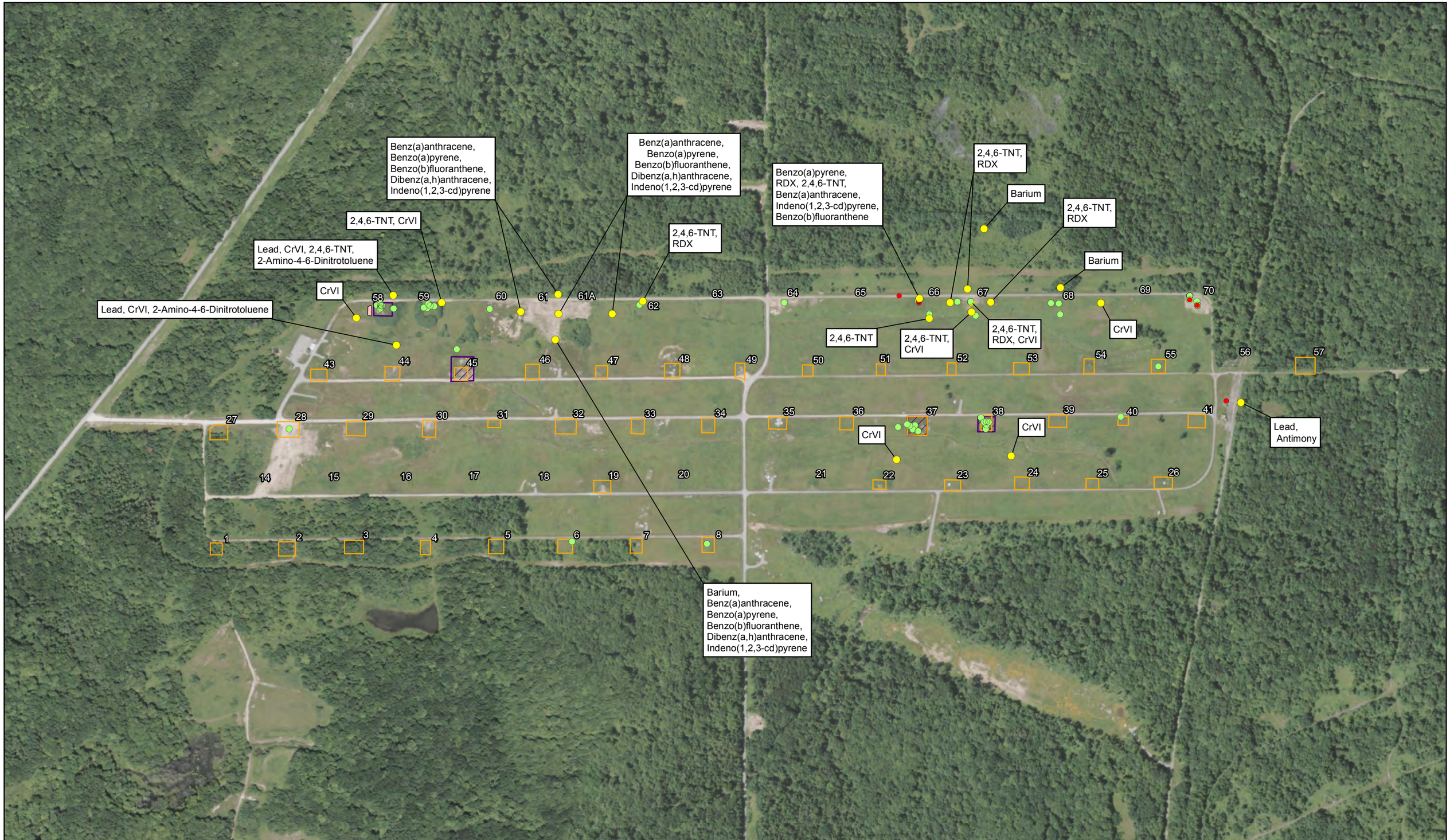

Explanation:

- Exceedance
- Non-Exceedance
- Proposed Sample Location
- Chemical — Proposed Sample Location Analysis
- Former Burn Pads
- Previous Removal Actions
- Berm

Benzo(b)fluoranthene Exceedances and Non-Exceedances for Resident Farmer Receptors and Proposed Sample Locations

0 250 500 1,000 Feet

US Army Corps of Engineers

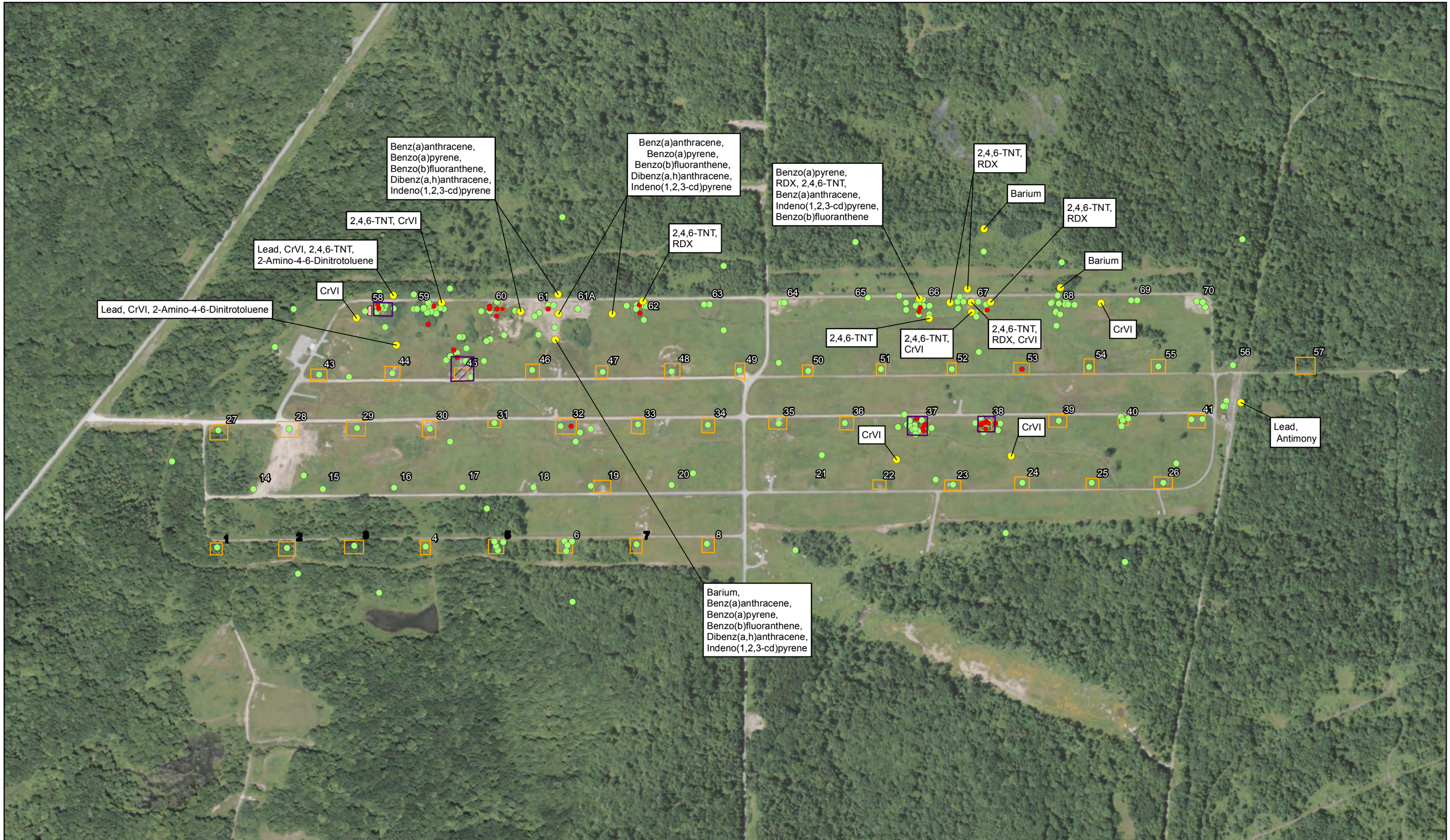

Explanation:

- Exceedance
- Non-Exceedance
- Proposed Sample Location
- Chemical — Proposed Sample Location Analysis
- Former Burn Pads
- Previous Removal Actions
- Berm

Cadmium Exceedances and Non-Exceedances for Resident Farmer Receptors and Proposed Sample Locations

0 250 500 1,000 Feet

US Army Corps of Engineers

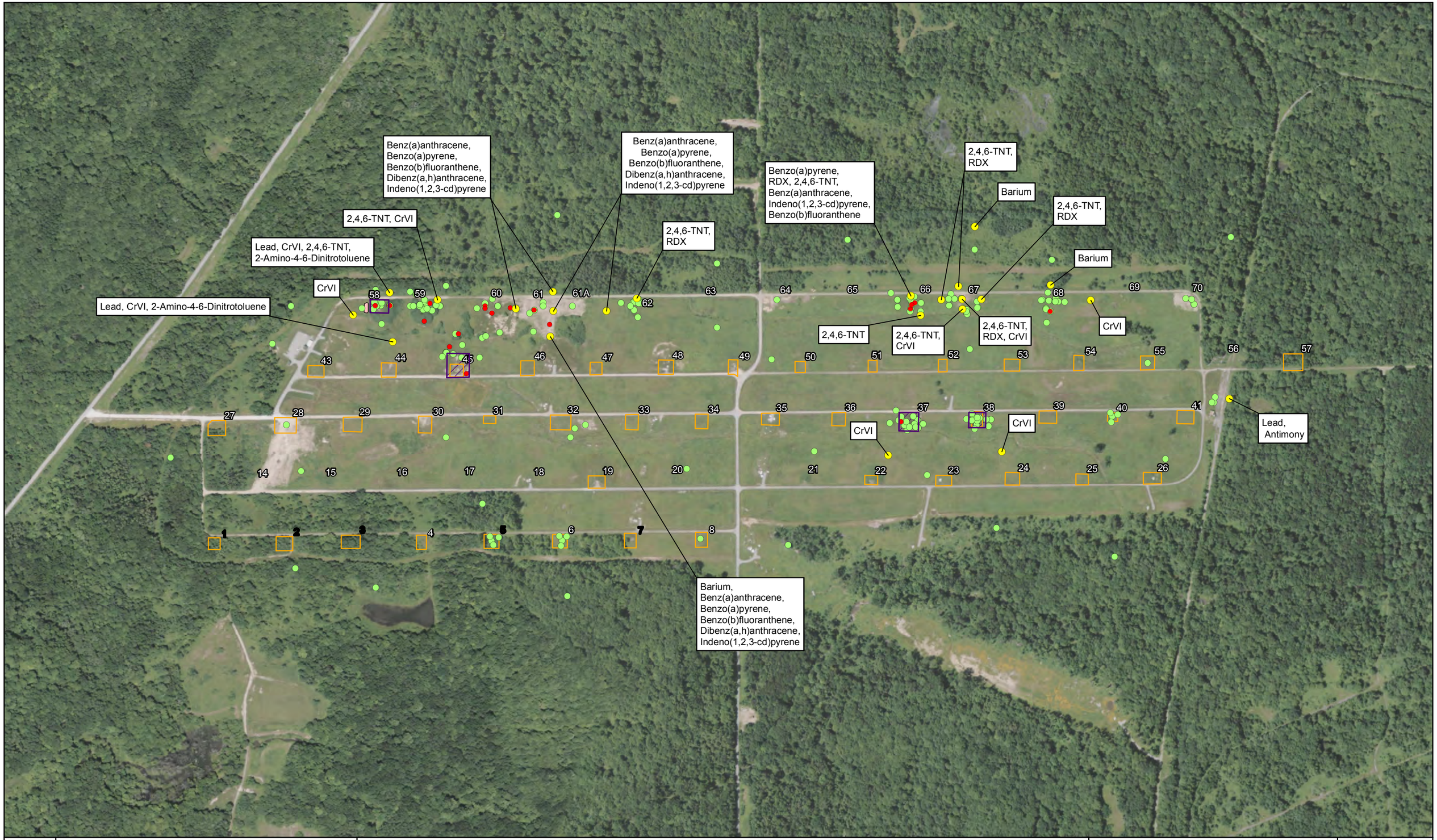

Explanation:

- Exceedance
- Non-Exceedance
- Proposed Sample Location
- Chemical — Proposed Sample Location Analysis
- Former Burn Pads
- Previous Removal Actions
- Berm

Copper Exceedances and Non-Exceedances for Resident Farmer Receptors and Proposed Sample Locations

0 250 500 1,000 Feet

US Army Corps of Engineers

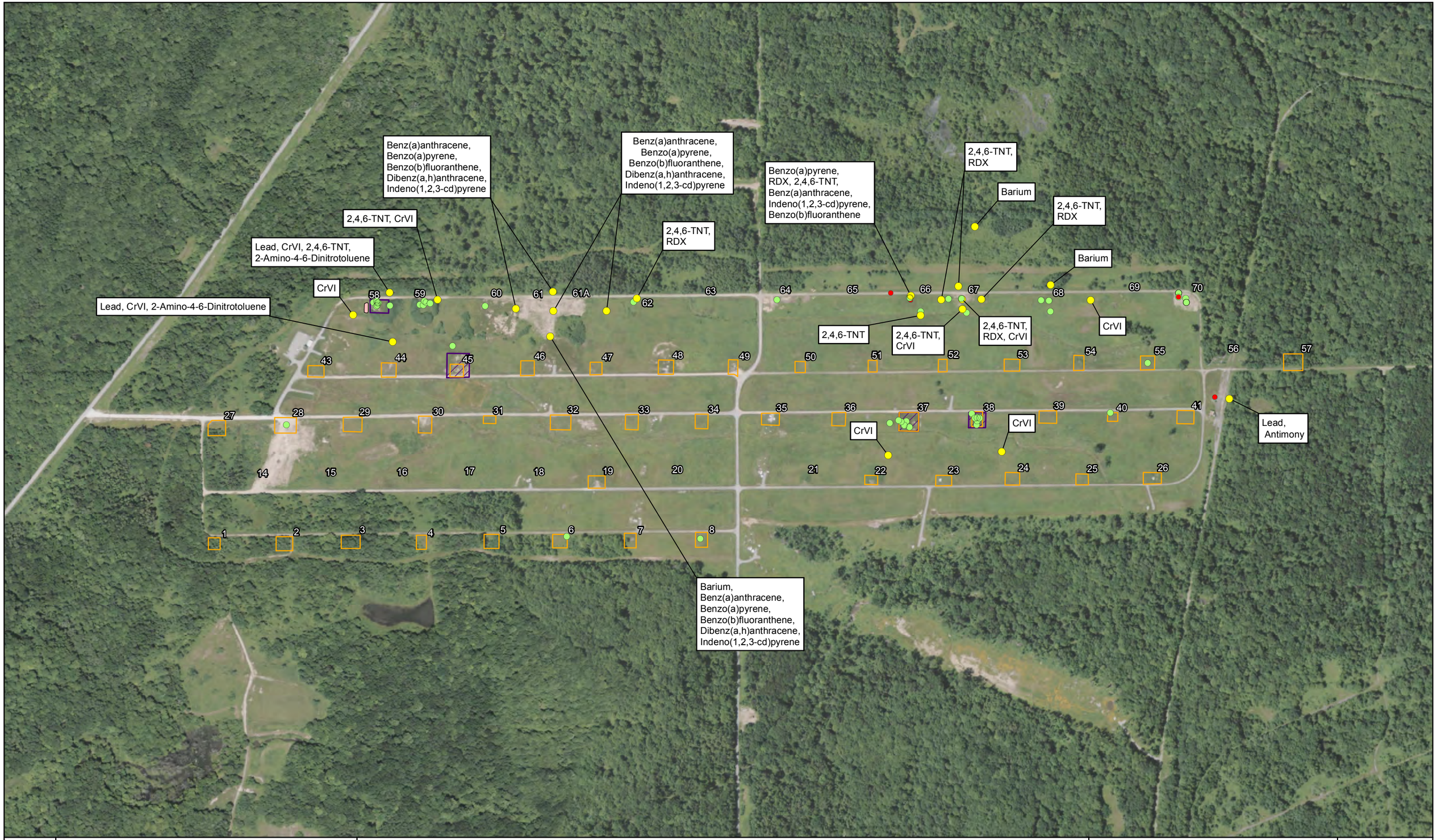

Explanation:

- Exceedance
- Non-Exceedance
- Proposed Sample Location
- Chemical — Proposed Sample Location Analysis
- Former Burn Pads
- Previous Removal Actions
- Berm

Dibenz(a,h)anthracene Exceedances and Non-Exceedances for Resident Farmer Receptors and Proposed Sample Locations

0 250 500 1,000 Feet

US Army Corps of Engineers

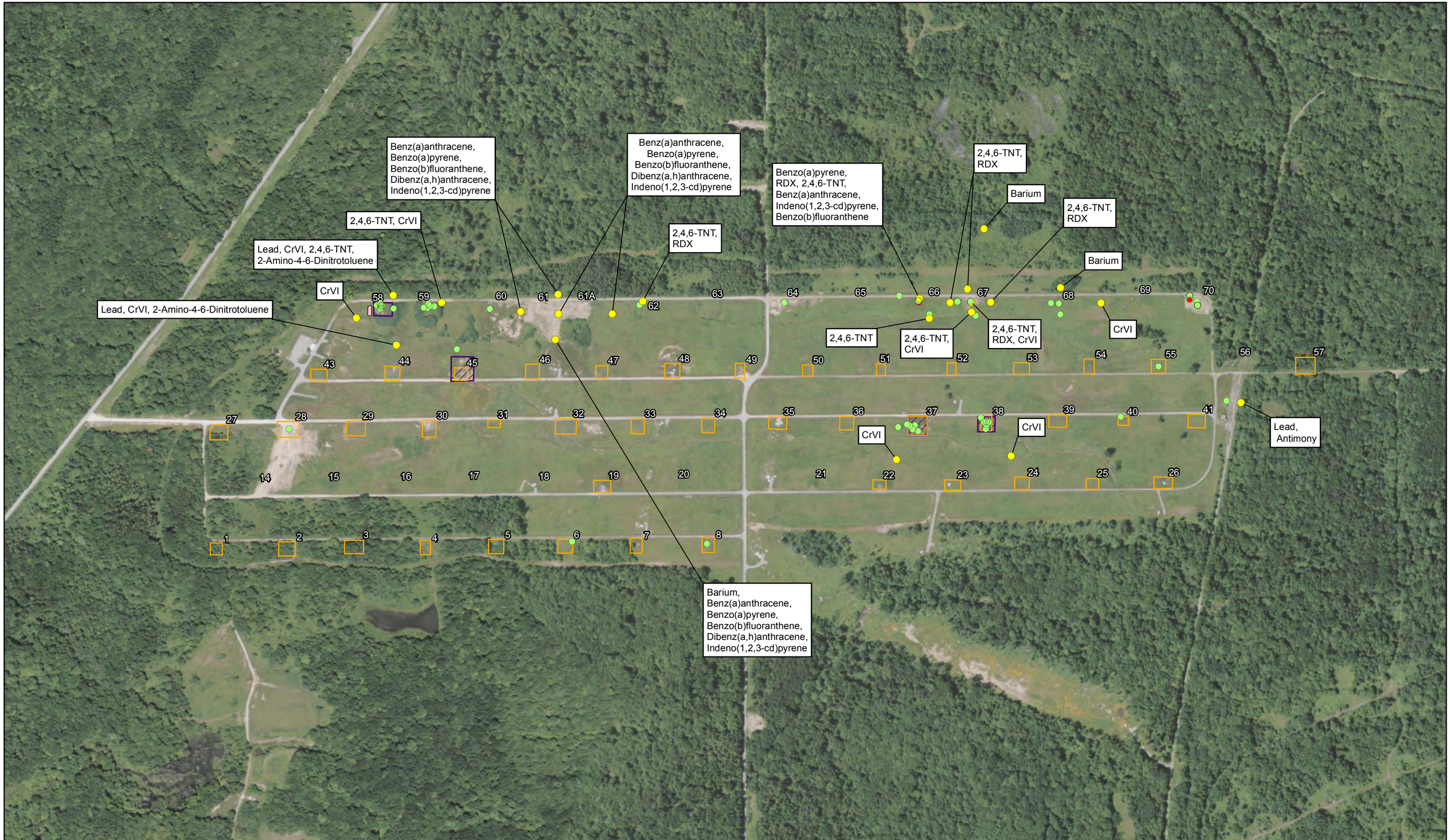

Explanation:

- Exceedance
- Non-Exceedance
- Proposed Sample Location
- Chemical — Proposed Sample Location Analysis
- Former Burn Pads
- Previous Removal Actions
- Berm

Indeno(1,2,3-cd)pyrene Exceedances and Non-Exceedances for Resident Farmer Receptors and Proposed Sample Locations

0 250 500 1,000 Feet

US Army Corps of Engineers

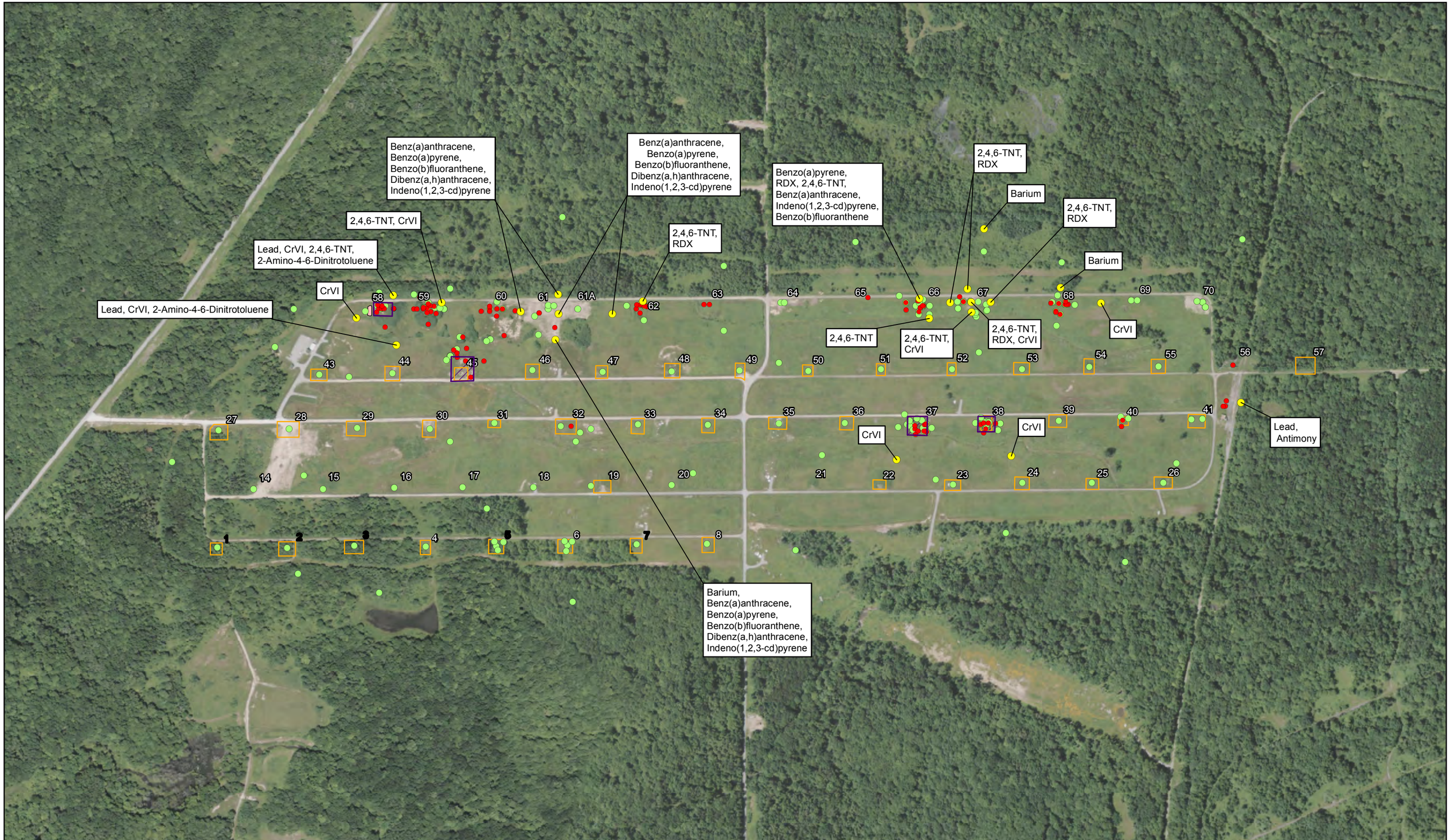

Explanation:

- Exceedance
- Non-Exceedance
- Proposed Sample Location
- Chemical — Proposed Sample Location Analysis
- Former Burn Pads
- Previous Removal Actions
- Berm

Lead Exceedances and Non-Exceedances for Resident Farmer Receptors and Proposed Sample Locations

0 250 500 1,000 Feet

US Army Corps of Engineers

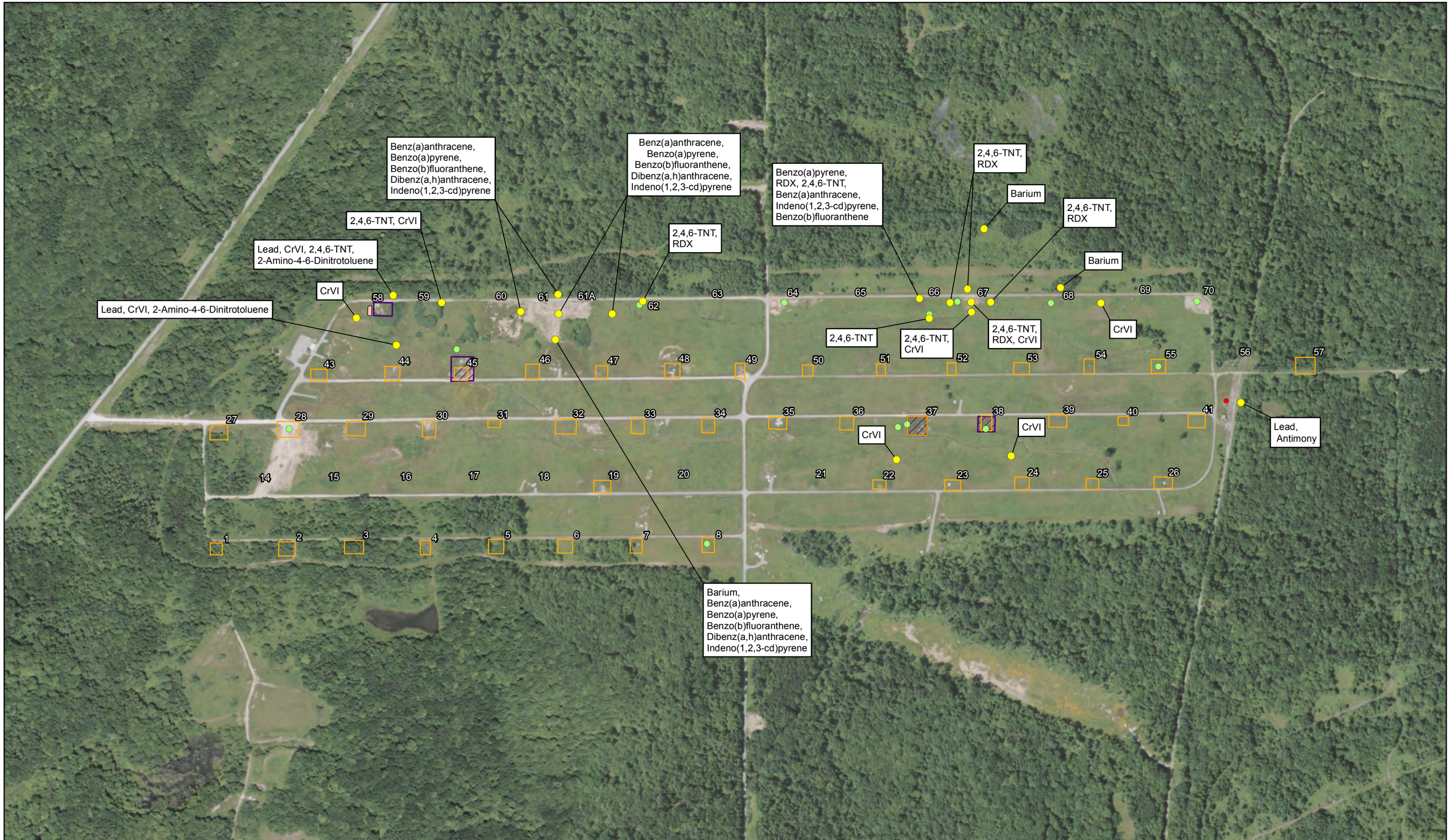

Explanation:

- Exceedance
- Non-Exceedance
- Proposed Sample Location
- Chemical — Proposed Sample Location Analysis
- Former Burn Pads
- Previous Removal Actions
- Berm

PCB-1254 Exceedances and Non-Exceedances for Resident Farmer Receptors and Proposed Sample Locations

0 250 500 1,000 Feet

US Army Corps of Engineers

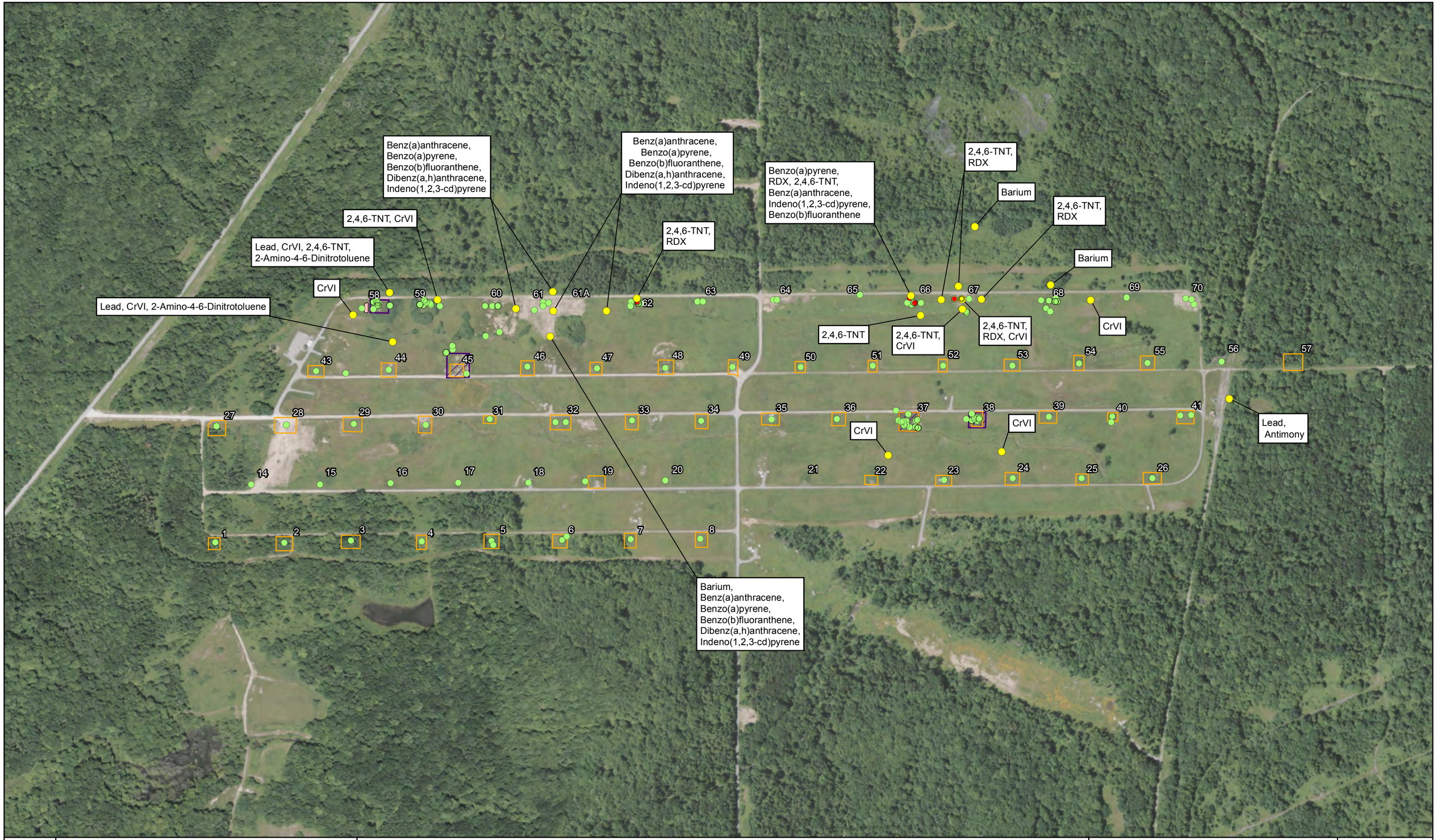

Explanation:

- Exceedance
- Non-Exceedance
- Proposed Sample Location
- Chemical — Proposed Sample Location Analysis
- Former Burn Pads
- Previous Removal Actions
- Berm

RDX Exceedances and Non-Exceedances for Resident Farmer Receptors and Proposed Sample Locations

0 250 500 1,000 Feet

US Army Corps of Engineers

Appendix E

Applicable Primary Analytical Investigation Results

Station	Sample ID	Date Collected	Sample Type	Media	Depth	Analysis	Chemical	Results	Units	Lab Qual	Data Qual	Qual	Detection Limit	Validation Code
WBGss-070	WBGSS-070-0534-SO	8/9/1996	Grab Composite	Surface Soil	0 2 FT	Explosives	1,3,5-Trinitrobenzene	490	mg/kg		=	=	0.25	
WBGss-069	WBGSS-069-0533-SO	8/9/1996	Grab Composite	Surface Soil	0 2 FT	Explosives	1,3,5-Trinitrobenzene	76	mg/kg		=	=	12.5	
WBGss-389	WB2016	8/8/2000	Grab	Soil	0 1 NA	Explosives	1,3,5-Trinitrobenzene	1.9	mg/kg		=	=	0.25	
WBGss-326	WB1001	8/8/2000	Grab	Soil	0 1 NA	Explosives	1,3,5-Trinitrobenzene	0.62	mg/kg		=	=	0.25	
WBGss-141	WB0730	4/22/1998	Grab Composite	Surface Soil	0 1 FT	Explosives	1,3,5-Trinitrobenzene	0.62	mg/kg		=	=	0.25	
WBG-247	WBG4162	10/22/2000	Grab	Surface Soil	0 1 FT	Explosives	1,3,5-Trinitrobenzene	0.37	mg/kg		=	=	0.25	
WBGss-168	WB0768	4/29/1998	Grab	Surface Soil	0 1 FT	Explosives	1,3,5-Trinitrobenzene	28	mg/kg	J	J	J	62	
WBGss-062	WBGSS-062-0524-SO	8/8/1996	Grab Composite	Surface Soil	0 2 FT	Explosives	1,3,5-Trinitrobenzene	0.49	mg/kg	P	J	J	0.25	M07,M08
WBGss-325	WB1004	8/8/2000	Grab	Soil	0 1 NA	Explosives	1,3,5-Trinitrobenzene	0.15	mg/kg	J	J	J	0.25	
WBGss-134	WB0723	4/21/1998	Grab Composite	Surface Soil	0 1 FT	Explosives	1,3,5-Trinitrobenzene	0.15	mg/kg	J	J	J	0.25	
WBGss-107	WB0696	4/23/1998	Grab Composite	Surface Soil	0 1 FT	Explosives	1,3,5-Trinitrobenzene	0.14	mg/kg	J	J	J	0.25	
WBGss-122	WB0711	4/22/1998	Grab Composite	Surface Soil	0 1 FT	Explosives	1,3,5-Trinitrobenzene	0.13	mg/kg	J	J	J	0.25	
WBGss-129	WB0718	4/22/1998	Grab Composite	Surface Soil	0 1 FT	Explosives	1,3,5-Trinitrobenzene	0.13	mg/kg	J	J	J	0.25	
WBGss-178	WB0890	5/4/1998	Grab Composite	Surface Soil	0 1 FT	Explosives	1,3,5-Trinitrobenzene	0.12	mg/kg	J	J	J	0.25	
WBGss-102	WB0691	4/23/1998	Grab Composite	Surface Soil	0 1 FT	Explosives	1,3,5-Trinitrobenzene	0.085	mg/kg	J	J	J	0.25	
WBGss-194	WB0935	5/7/1998	Grab	Surface Soil	0 1 FT	Explosives	1,3,5-Trinitrobenzene	0.071	mg/kg	J	J	J	0.25	
WBGss-113	WB0702	4/23/1998	Grab Composite	Surface Soil	0 1 FT	Explosives	1,3,5-Trinitrobenzene	0.064	mg/kg	J	J	J	0.25	
WBGss-108	WB0697	4/23/1998	Grab Composite	Surface Soil	0 1 FT	Explosives	1,3,5-Trinitrobenzene	0.057	mg/kg	J	J	J	0.25	
WBGss-140	WB0729	4/22/1998	Grab Composite	Surface Soil	0 1 FT	Explosives	1,3,5-Trinitrobenzene	25	mg/kg	U	U	U	25	
WBGss-142	WB0731	4/22/1998	Grab Composite	Surface Soil	0 1 FT	Explosives	1,3,5-Trinitrobenzene	6.2	mg/kg	U	U	U	6.2	
WBGss-390	WB2018	8/8/2000	Grab	Soil	0 1 NA	Explosives	1,3,5-Trinitrobenzene	2.2	mg/kg	U	U	U	2.2	
WBG-201	WBG4012	10/17/2000	Grab	Surface Soil	0 1 FT	Explosives	1,3,5-Trinitrobenzene	0.25	mg/kg	U	U	U	0.25	
WBG-203	WBG4018	10/22/2000	Grab	Surface Soil	0 1 FT	Explosives	1,3,5-Trinitrobenzene	0.25	mg/kg	U	U	U	0.25	
WBG-210	WBG4041	10/30/2000	Grab	Surface Soil	0 1 FT	Explosives	1,3,5-Trinitrobenzene	0.25	mg/kg	U	U	U	0.25	
WBG-212	WBG4049	10/18/2000	Grab	Surface Soil	0 1 FT	Explosives	1,3,5-Trinitrobenzene	0.25	mg/kg	U	U	U	0.25	
WBG-227	WBG4094	10/22/2000	Grab	Surface Soil	0 1 FT	Explosives	1,3,5-Trinitrobenzene	0.25	mg/kg	U	U	U	0.25	
WBG-232	WBG4111	10/22/2000	Grab	Surface Soil	0 1 FT	Explosives	1,3,5-Trinitrobenzene	0.25	mg/kg	U	U	U	0.25	
WBG-234	WBG4119	10/19/2000	Grab	Surface Soil	0 1 FT	Explosives	1,3,5-Trinitrobenzene	0.25	mg/kg	U	U	U	0.25	
WBG-236	WBG4125	10/20/2000	Grab	Surface Soil	0 1 FT	Explosives	1,3,5-Trinitrobenzene	0.25	mg/kg	U	U	U	0.25	
WBG-237	WBG4128	10/22/2000	Grab	Surface Soil	0 1 FT	Explosives	1,3,5-Trinitrobenzene	0.25	mg/kg	U	U	U	0.25	
WBG-242	WBG4145	10/22/2000	Grab	Surface Soil	0 1 FT	Explosives	1,3,5-Trinitrobenzene	0.25	mg/kg	U	U	U	0.25	
WBG-254	WBG4187	10/16/2000	Grab	Surface Soil	0 1 FT	Explosives	1,3,5-Trinitrobenzene	0.25	mg/kg	U	U	U	0.25	
WBG-255	WBG4190	10/17/2000	Grab	Surface Soil	0 1 FT	Explosives	1,3,5-Trinitrobenzene	0.25	mg/kg	U	U	U	0.25	
WBG-257	WBG4196	10/30/2000	Grab	Surface Soil	0 1 FT	Explosives	1,3,5-Trinitrobenzene	0.25	mg/kg	U	U	U	0.25	
WBGss-041	WBGSS-041-0499-SO	7/31/1996	Grab	Surface Soil	0 0.5 FT	Explosives	1,3,5-Trinitrobenzene	0.25	mg/kg	U	U	U	0.25	
WBGss-187	WB0912	5/6/1998	Grab	Surface Soil	0 1 FT	Explosives	1,3,5-Trinitrobenzene	0.25	mg/kg	U	U	U	0.25	
WBGss-299	WB1009	8/8/2000	Grab	Soil	0 1 NA	Explosives	1,3,5-Trinitrobenzene	0.25	mg/kg	U	U	U	0.25	
WBGss-308	WB1008	8/8/2000	Grab	Soil	0 1 NA	Explosives	1,3,5-Trinitrobenzene	0.25	mg/kg	U	U	U	0.25	
WBGss-313	WB1006	8/8/2000	Grab	Soil	0 1 NA	Explosives	1,3,5-Trinitrobenzene	0.25	mg/kg	U	U	U	0.25	
WBGss-314	WB1007	8/8/2000	Grab	Soil	0 1 NA	Explosives	1,3,5-Trinitrobenzene	0.25	mg/kg	U	U	U	0.25	
WBGss-322	WB1003	8/8/2000	Grab	Soil	0 1 NA	Explosives	1,3,5-Trinitrobenzene	0.25	mg/kg	U	U	U	0.25	
WBGss-324	WB1002	8/8/2000	Grab	Soil	0 1 NA	Explosives	1,3,5-Trinitrobenzene	0.25	mg/kg	U	U	U	0.25	
WBGss-334	WB1005	8/8/2000	Grab	Soil	0 1 NA	Explosives	1,3,5-Trinitrobenzene	0.25	mg/kg	U	U	U	0.25	
WBGss-341	WB3019	8/9/2000	Grab	Soil	0 1 NA	Explosives	1,3,5-Trinitrobenzene	0.25	mg/kg	U	U	U	0.25	
WBGss-344	WB3020	8/9/2000	Grab	Soil	0 1 NA	Explosives	1,3,5-Trinitrobenzene	0.25	mg/kg	U	U	U	0.25	
WBGss-346	WB3022	8/9/2000	Grab	Soil	0 1 NA	Explosives	1,3,5-Trinitrobenzene	0.25	mg/kg	U	U	U	0.25	
WBGss-347	WB3023	8/9/2000	Grab	Soil	0 1 NA	Explosives	1,3,5-Trinitrobenzene	0.25	mg/kg	U	U	U	0.25	
WBGss-352	WB3021	8/9/2000	Grab	Soil	0 1 NA	Explosives	1,3,5-Trinitrobenzene	0.25	mg/kg	U	U	U	0.25	
WBGss-353	WB3024	8/9/2000	Grab	Soil	0 1 NA	Explosives	1,3,5-Trinitrobenzene	0.25	mg/kg	U	U	U	0.25	
WBGss-359	WB3027	8/9/2000	Grab	Soil	0 1 NA	Explosives	1,3,5-Trinitrobenzene	0.25	mg/kg	U	U	U	0.25	
WBGss-362	WB3025	8/9/2000	Grab	Soil	0 1 NA	Explosives	1,3,5-Trinitrobenzene	0.25	mg/kg	U	U	U	0.25	
WBGss-371	WB3026	8/9/2000	Grab	Soil	0 1 NA	Explosives	1,3,5-Trinitrobenzene	0.25	mg/kg	U	U	U	0.25	
WBGss-388	WB2017	8/8/2000	Grab	Soil	0 1 NA	Explosives	1,3,5-Trinitrobenzene	0.25	mg/kg	U	U	U	0.25	
WBGss-001	WBGSS-001-0456-SO	7/31/1996	Grab Composite	Surface Soil	0 2 FT	Explosives	1,3,5-Trinitrobenzene	0.25	mg/kg	U	U	U	0.25	
WBGss-002	WBGSS-002-0457-SO	7/31/1996	Grab Composite	Surface Soil	0 2 FT	Explosives	1,3,5-Trinitrobenzene	0.25	mg/kg	U	U	U	0.25	
WBGss-003	WBGSS-003-0458-SO	7/31/1996	Grab Composite	Surface Soil	0 2 FT	Explosives	1,3,5-Trinitrobenzene	0.25	mg/kg	U	U	U	0.25	
WBGss-004	WBGSS-004-0459-SO	7/30/1996	Grab Composite	Surface Soil	0 0.7 FT	Explosives	1,3,5-Trinitrobenzene	0.25	mg/kg	U	U	U	0.25	
WBGss-005	WBGSS-005-0460-SO	7/30/1996	Grab Composite	Surface Soil	0 2 FT	Explosives	1,3,5-Trinitrobenzene	0.25	mg/kg	U	U	U	0.25	
WBGss-006	WBGSS-006-0461-SO	7/30/1996	Grab Composite	Surface Soil	0 2 FT	Explosives	1,3,5-Trinitrobenzene	0.25	mg/kg	U	U	U	0.25	
WBGss-007	WBGSS-007-0462-SO	7/30/1996	Grab Composite	Surface Soil	0 2 FT	Explosives	1,3,5-Trinitrobenzene	0.25	mg/kg	U	U	U	0.25	
WBGss-008	WBGSS-008-0463-SO	7/30/1996	Grab Composite	Surface Soil	0 2 FT	Explosives	1,3,5-Trinitrobenzene	0.25	mg/kg	U	U	U	0.25	
WBGss-009	WBGSS-009-0464-SO	8/5/1996	Grab Composite	Surface Soil	0 2 FT	Explosives	1,3,5-Trinitrobenzene	0.25	mg/kg	U	U	U	0.25	
WBGss-010	WBGSS-010-0465-SO	8/5/1996	Grab Composite	Surface Soil	0 2 FT	Explosives	1,3,5-Trinitrobenzene	0.25	mg/kg	U	U	U	0.25	
WBGss-011	WBGSS-011-0466-SO	8/5/1996	Grab Composite	Surface Soil	0 2 FT	Explosives	1,3,5-Trinitrobenzene	0.25	mg/kg	U	U	U	0.25	
WBGss-012	WBGSS-012-0467-SO	8/5/1996	Grab Composite	Surface Soil	0 2 FT	Explosives	1,3,5-Trinitrobenzene	0.25	mg/kg	U	U	U	0.25	
WBGss-013	WBGSS-013-0468-SO	8/5/1996	Grab Composite	Surface Soil	0 2 FT	Explosives	1,3,5-Trinitrobenzene	0.25	mg/kg	U	U	U	0.25	
WBGss-014	WBGSS-014-0469-SO	8/8/1996	Grab Composite	Surface Soil	0 1.5 FT	Explosives	1,3,5-Trinitrobenzene	0.25	mg/kg	U	U	U	0.25	
WBGss-015	WBGSS-015-0470-SO	8/5/1996	Grab Composite	Surface Soil	0 2 FT	Explosives	1,3,5-Trinitrobenzene	0.25	mg/kg	U	U	U	0.25	
WBGss-016	WBGSS-016-0471-SO	8/6/1996	Grab Composite	Surface Soil	0 2 FT	Explosives	1,3,5-Trinitrobenzene	0.25	mg/kg	U	U	U	0.25	
WBGss-017	WBGSS-017-0472-SO	8/6/1996	Grab Composite	Surface Soil	0 2 FT	Explosives	1,3,5-Trinitrobenzene	0.25	mg/kg	U	U	U	0.25	
WBGss-018	WBGSS-018-0473-SO	8/6/1996	Grab Composite	Surface Soil	0 1.5 FT	Explosives	1,3,5-Trinitrobenzene	0.25	mg/kg	U	U	U	0.25	
WBGss-019	WBGSS-019-0474-SO	8/6/1996	Grab Composite	Surface Soil	0 1.5 FT	Explosives	1,3,5-Trinitrobenzene	0.25	mg/kg	U	U	U	0.25	
WBGss-020	WBGSS-020-0477-SO	8/5/1996	Grab Composite	Surface Soil	0 2 FT	Explosives	1,3,5-Trinitrobenzene	0.25	mg/kg	U	U	U	0.25	

Station	Sample ID	Date Collected	Sample Type	Media	Depth	Analysis	Chemical	Results	Units	Lab Qual	Data Qual	Qual	Detection Limit	Validation Code
WBGss-021	WBGSS-021-0478-SO	8/5/1996	Grab Composite	Surface Soil	0 2 FT	Explosives	1,3,5-Trinitrobenzene	0.25	mg/kg	U	U	U	0.25	
WBGss-022	WBGSS-022-0479-SO	8/5/1996	Grab Composite	Surface Soil	0 2 FT	Explosives	1,3,5-Trinitrobenzene	0.25	mg/kg	U	U	U	0.25	
WBGss-023	WBGSS-023-0480-SO	8/5/1996	Grab Composite	Surface Soil	0 2 FT	Explosives	1,3,5-Trinitrobenzene	0.25	mg/kg	U	U	U	0.25	
WBGss-024	WBGSS-024-0481-SO	8/5/1996	Grab Composite	Surface Soil	0 2 FT	Explosives	1,3,5-Trinitrobenzene	0.25	mg/kg	U	U	U	0.25	
WBGss-025	WBGSS-025-0482-SO	8/5/1996	Grab Composite	Surface Soil	0 0.5 FT	Explosives	1,3,5-Trinitrobenzene	0.25	mg/kg	U	U	U	0.25	
WBGss-026	WBGSS-026-0483-SO	8/6/1996	Grab Composite	Surface Soil	0 1.3 FT	Explosives	1,3,5-Trinitrobenzene	0.25	mg/kg	U	U	U	0.25	
WBGss-027	WBGSS-027-0484-SO	8/6/1996	Grab Composite	Surface Soil	0 0.5 FT	Explosives	1,3,5-Trinitrobenzene	0.25	mg/kg	U	U	U	0.25	
WBGss-028	WBGSS-028-0485-SO	8/7/1996	Grab Composite	Surface Soil	0 2 FT	Explosives	1,3,5-Trinitrobenzene	0.25	mg/kg	U	U	U	0.25	
WBGss-029	WBGSS-029-0486-SO	8/7/1996	Grab Composite	Surface Soil	0 2 FT	Explosives	1,3,5-Trinitrobenzene	0.25	mg/kg	U	U	U	0.25	
WBGss-030	WBGSS-030-0487-SO	8/7/1996	Grab Composite	Surface Soil	0 1.5 FT	Explosives	1,3,5-Trinitrobenzene	0.25	mg/kg	U	U	U	0.25	
WBGss-031	WBGSS-031-0488-SO	8/7/1996	Grab Composite	Surface Soil	0 2 FT	Explosives	1,3,5-Trinitrobenzene	0.25	mg/kg	U	U	U	0.25	
WBGss-032	WBGSS-032-0489-SO	8/7/1996	Grab Composite	Surface Soil	0 0.5 FT	Explosives	1,3,5-Trinitrobenzene	0.25	mg/kg	U	U	U	0.25	
WBGss-033	WBGSS-033-0490-SO	8/6/1996	Grab Composite	Surface Soil	0 2 FT	Explosives	1,3,5-Trinitrobenzene	0.25	mg/kg	U	U	U	0.25	
WBGss-034	WBGSS-034-0491-SO	8/6/1996	Grab Composite	Surface Soil	0 2 FT	Explosives	1,3,5-Trinitrobenzene	0.25	mg/kg	U	U	U	0.25	
WBGss-036	WBGSS-036-0493-SO	8/6/1996	Grab Composite	Surface Soil	0 2 FT	Explosives	1,3,5-Trinitrobenzene	0.25	mg/kg	U	U	U	0.25	
WBGss-037	WBGSS-037-0494-SO	8/6/1996	Grab Composite	Surface Soil	0 2 FT	Explosives	1,3,5-Trinitrobenzene	0.25	mg/kg	U	U	U	0.25	
WBGss-038	WBGSS-038-0495-SO	8/6/1996	Grab Composite	Surface Soil	0 2 FT	Explosives	1,3,5-Trinitrobenzene	0.25	mg/kg	U	U	U	0.25	
WBGss-039	WBGSS-039-0496-SO	7/31/1996	Grab Composite	Surface Soil	0 2 FT	Explosives	1,3,5-Trinitrobenzene	0.25	mg/kg	U	U	U	0.25	
WBGss-040	WBGSS-040-0497-SO	7/31/1996	Grab Composite	Surface Soil	0 2 FT	Explosives	1,3,5-Trinitrobenzene	0.25	mg/kg	U	U	U	0.25	
WBGss-042	WBGSS-042-0500-SO	8/7/1996	Grab Composite	Surface Soil	0 2 FT	Explosives	1,3,5-Trinitrobenzene	0.25	mg/kg	U	U	U	0.25	
WBGss-043	WBGSS-043-0501-SO	8/7/1996	Grab Composite	Surface Soil	0 2 FT	Explosives	1,3,5-Trinitrobenzene	0.25	mg/kg	U	U	U	0.25	
WBGss-044	WBGSS-044-0502-SO	8/7/1996	Grab Composite	Surface Soil	0 2 FT	Explosives	1,3,5-Trinitrobenzene	0.25	mg/kg	U	U	U	0.25	
WBGss-045	WBGSS-045-0503-SO	8/7/1996	Grab Composite	Surface Soil	0 1 FT	Explosives	1,3,5-Trinitrobenzene	0.25	mg/kg	U	U	U	0.25	
WBGss-046	WBGSS-046-0504-SO	8/7/1996	Grab Composite	Surface Soil	0 2 FT	Explosives	1,3,5-Trinitrobenzene	0.25	mg/kg	U	U	U	0.25	
WBGss-047	WBGSS-047-0505-SO	8/7/1996	Grab Composite	Surface Soil	0 2 FT	Explosives	1,3,5-Trinitrobenzene	0.25	mg/kg	U	U	U	0.25	
WBGss-048	WBGSS-048-0506-SO	8/7/1996	Grab Composite	Surface Soil	0 2 FT	Explosives	1,3,5-Trinitrobenzene	0.25	mg/kg	U	U	U	0.25	
WBGss-049	WBGSS-049-0507-SO	8/7/1996	Grab Composite	Surface Soil	0 2 FT	Explosives	1,3,5-Trinitrobenzene	0.25	mg/kg	U	U	U	0.25	
WBGss-050	WBGSS-050-0508-SO	8/7/1996	Grab Composite	Surface Soil	0 1 FT	Explosives	1,3,5-Trinitrobenzene	0.25	mg/kg	U	U	U	0.25	
WBGss-051	WBGSS-051-0509-SO	8/8/1996	Grab Composite	Surface Soil	0 2 FT	Explosives	1,3,5-Trinitrobenzene	0.25	mg/kg	U	U	U	0.25	
WBGss-052	WBGSS-052-0512-SO	8/7/1996	Grab Composite	Surface Soil	0 2 FT	Explosives	1,3,5-Trinitrobenzene	0.25	mg/kg	U	U	U	0.25	
WBGss-053	WBGSS-053-0513-SO	8/13/1996	Grab Composite	Surface Soil	0 2 FT	Explosives	1,3,5-Trinitrobenzene	0.25	mg/kg	U	U	U	0.25	
WBGss-054	WBGSS-054-0514-SO	8/8/1996	Grab Composite	Surface Soil	0 0.5 FT	Explosives	1,3,5-Trinitrobenzene	0.25	mg/kg	U	U	U	0.25	
WBGss-055	WBGSS-055-0515-SO	8/8/1996	Grab Composite	Surface Soil	0 2 FT	Explosives	1,3,5-Trinitrobenzene	0.25	mg/kg	U	U	U	0.25	
WBGss-056	WBGSS-056-0516-SO	8/8/1996	Grab Composite	Surface Soil	0 2 FT	Explosives	1,3,5-Trinitrobenzene	0.25	mg/kg	U	U	U	0.25	
WBGss-057	WBGSS-057-0517-SO	8/7/1996	Grab Composite	Surface Soil	0 2 FT	Explosives	1,3,5-Trinitrobenzene	0.25	mg/kg	U	U	U	0.25	
WBGss-058	WBGSS-058-0520-SO	8/7/1996	Grab Composite	Surface Soil	0 1.4 FT	Explosives	1,3,5-Trinitrobenzene	0.25	mg/kg	U	U	U	0.25	
WBGss-060	WBGSS-060-0522-SO	8/8/1996	Grab Composite	Surface Soil	0 2 FT	Explosives	1,3,5-Trinitrobenzene	0.25	mg/kg	U	U	U	0.25	
WBGss-061	WBGSS-061-0523-SO	8/8/1996	Grab Composite	Surface Soil	0 2 FT	Explosives	1,3,5-Trinitrobenzene	0.25	mg/kg	U	U	U	0.25	
WBGss-063	WBGSS-063-0525-SO	8/7/1996	Grab Composite	Surface Soil	0 2 FT	Explosives	1,3,5-Trinitrobenzene	0.25	mg/kg	U	U	U	0.25	
WBGss-064	WBGSS-064-0526-SO	8/7/1996	Grab Composite	Surface Soil	0 2 FT	Explosives	1,3,5-Trinitrobenzene	0.25	mg/kg	U	U	U	0.25	
WBGss-065	WBGSS-065-0527-SO	8/9/1996	Grab Composite	Surface Soil	0 2 FT	Explosives	1,3,5-Trinitrobenzene	0.25	mg/kg	U	U	U	0.25	
WBGss-066	WBGSS-066-0528-SO	8/9/1996	Grab Composite	Surface Soil	0 2 FT	Explosives	1,3,5-Trinitrobenzene	0.25	mg/kg	U	U	U	0.25	
WBGss-067	WBGSS-067-0529-SO	8/9/1996	Grab Composite	Surface Soil	0 2 FT	Explosives	1,3,5-Trinitrobenzene	0.25	mg/kg	U	U	U	0.25	
WBGss-068	WBGSS-068-0532-SO	8/9/1996	Grab Composite	Surface Soil	0 2 FT	Explosives	1,3,5-Trinitrobenzene	0.25	mg/kg	U	U	U	0.25	
WBGss-072	WBGSS-072-0536-SO	8/9/1996	Grab Composite	Surface Soil	0 2 FT	Explosives	1,3,5-Trinitrobenzene	0.25	mg/kg	U	U	U	0.25	
WBGss-073	WBGSS-073-0537-SO	8/9/1996	Grab Composite	Surface Soil	0 2 FT	Explosives	1,3,5-Trinitrobenzene	0.25	mg/kg	U	U	U	0.25	
WBGss-075	WBGSS-075-0539-SO	8/9/1996	Grab Composite	Surface Soil	0 2 FT	Explosives	1,3,5-Trinitrobenzene	0.25	mg/kg	U	U	U	0.25	
WBGss-076	WBGSS-076-0541-SO	8/9/1996	Grab Composite	Surface Soil	0 2 FT	Explosives	1,3,5-Trinitrobenzene	0.25	mg/kg	U	U	U	0.25	
WBGss-077	WBGSS-077-0542-SO	8/13/1996	Grab Composite	Surface Soil	0 0.8 FT	Explosives	1,3,5-Trinitrobenzene	0.25	mg/kg	U	U	U	0.25	
WBGss-097	WBGSS-097-0564-SO	8/13/1996	Grab Composite	Surface Soil	0 2 FT	Explosives	1,3,5-Trinitrobenzene	0.25	mg/kg	U	U	U	0.25	
WBGss-098	WBGSS-098-0565-SO	8/14/1996	Grab Composite	Surface Soil	0 2 FT	Explosives	1,3,5-Trinitrobenzene	0.25	mg/kg	U	U	U	0.25	
WBGss-104	WB0693	4/23/1998	Grab Composite	Surface Soil	0 1 FT	Explosives	1,3,5-Trinitrobenzene	0.25	mg/kg	U	U	U	0.25	
WBGss-106	WB0695	4/23/1998	Grab Composite	Surface Soil	0 1 FT	Explosives	1,3,5-Trinitrobenzene	0.25	mg/kg	U	U	U	0.25	
WBGss-116	WB0705	4/23/1998	Grab Composite	Surface Soil	0 1 FT	Explosives	1,3,5-Trinitrobenzene	0.25	mg/kg	U	U	U	0.25	
WBGss-117	WB0706	4/22/1998	Grab Composite	Surface Soil	0 1 FT	Explosives	1,3,5-Trinitrobenzene	0.25	mg/kg	U	U	U	0.25	
WBGss-144	WB0733	4/23/1998	Grab Composite	Surface Soil	0 1 FT	Explosives	1,3,5-Trinitrobenzene	0.25	mg/kg	U	U	U	0.25	
WBGss-035	WBGSS-035-0492-SO	8/6/1996	Grab Composite	Surface Soil	0 2 FT	Explosives	1,3,5-Trinitrobenzene	0.25	mg/kg	U	UJ	UJ	0.25	A01
WBGss-325	WB1004	8/8/2000	Grab	Soil	0 1 NA	Explosives	1,3-Dinitrobenzene	0.088	mg/kg	J	J	J	0.25	
WBGss-141	WB0730	4/22/1998	Grab Composite	Surface Soil	0 1 FT	Explosives	1,3-Dinitrobenzene	0.084	mg/kg	J	J	J	0.25	
WBG-247	WBG4162	10/22/2000	Grab	Surface Soil	0 1 FT	Explosives	1,3-Dinitrobenzene	0.037	mg/kg	J	J	J	0.25	
WBGss-168	WB0768	4/29/1998	Grab	Surface Soil	0 1 FT	Explosives	1,3-Dinitrobenzene	62	mg/kg	U	U	U	62	
WBGss-140	WB0729	4/22/1998	Grab Composite	Surface Soil	0 1 FT	Explosives	1,3-Dinitrobenzene	25	mg/kg	U	U	U	25	
WBGss-142	WB0731	4/22/1998	Grab Composite	Surface Soil	0 1 FT	Explosives	1,3-Dinitrobenzene	6.2	mg/kg	U	U	U	6.2	
WBG-201	WBG4012	10/17/2000	Grab	Surface Soil	0 1 FT	Explosives	1,3-Dinitrobenzene	0.25	mg/kg	U	U	U	0.25	
WBG-203	WBG4018	10/22/2000	Grab	Surface Soil	0 1 FT	Explosives	1,3-Dinitrobenzene	0.25	mg/kg	U	U	U	0.25	
WBG-210	WBG4041	10/30/2000	Grab	Surface Soil	0 1 FT	Explosives	1,3-Dinitrobenzene	0.25	mg/kg	U	U	U	0.25	
WBG-212	WBG4049	10/18/2000	Grab	Surface Soil	0 1 FT	Explosives	1,3-Dinitrobenzene	0.25	mg/kg	U	U	U	0.25	
WBG-227	WBG4094	10/22/2000	Grab	Surface Soil	0 1 FT	Explosives	1,3-Dinitrobenzene	0.25	mg/kg	U	U	U	0.25	
WBG-232	WBG4111	10/22/2000	Grab	Surface Soil	0 1 FT	Explosives	1,3-Dinitrobenzene	0.25	mg/kg	U	U	U	0.25	
WBG-234	WBG4119	10/19/2000	Grab	Surface Soil	0 1 FT	Explosives	1,3-Dinitrobenzene	0.25	mg/kg	U	U	U	0.25	
WBG-236	WBG4125	10/20/2000	Grab	Surface Soil	0 1 FT	Explosives	1,3-Dinitrobenzene	0.25	mg/kg	U	U	U	0.25	
WBG-237	WBG4128	10/22/2000	Grab	Surface Soil	0 1 FT	Explosives	1,3-Dinitrobenzene	0.25	mg/kg	U	U	U	0.25	
WBG-242	WBG4145	10/22/2000	Grab	Surface Soil	0 1 FT	Explosives	1,3-Dinitrobenzene	0.25	mg/kg	U	U	U	0.25	

Station	Sample ID	Date Collected	Sample Type	Media	Depth	Analysis	Chemical	Results	Units	Lab Qual	Data Qual	Qual	Detection Limit	Validation Code
WBG-254	WBG4187	10/16/2000	Grab	Surface Soil	0 1 FT	Explosives	1,3-Dinitrobenzene	0.25	mg/kg	U	U	U	0.25	
WBG-255	WBG4190	10/17/2000	Grab	Surface Soil	0 1 FT	Explosives	1,3-Dinitrobenzene	0.25	mg/kg	U	U	U	0.25	
WBG-257	WBG4196	10/30/2000	Grab	Surface Soil	0 1 FT	Explosives	1,3-Dinitrobenzene	0.25	mg/kg	U	U	U	0.25	
WBGss-041	WBGSS-041-0499-SO	7/31/1996	Grab	Surface Soil	0 0.5 FT	Explosives	1,3-Dinitrobenzene	0.25	mg/kg	U	U	U	0.25	
WBGss-187	WB0912	5/6/1998	Grab	Surface Soil	0 1 FT	Explosives	1,3-Dinitrobenzene	0.25	mg/kg	U	U	U	0.25	
WBGss-194	WB0935	5/7/1998	Grab	Surface Soil	0 1 FT	Explosives	1,3-Dinitrobenzene	0.25	mg/kg	U	U	U	0.25	
WBGss-299	WB1009	8/8/2000	Grab	Soil	0 1 NA	Explosives	1,3-Dinitrobenzene	0.25	mg/kg	U	U	U	0.25	
WBGss-308	WB1008	8/8/2000	Grab	Soil	0 1 NA	Explosives	1,3-Dinitrobenzene	0.25	mg/kg	U	U	U	0.25	
WBGss-313	WB1006	8/8/2000	Grab	Soil	0 1 NA	Explosives	1,3-Dinitrobenzene	0.25	mg/kg	U	U	U	0.25	
WBGss-314	WB1007	8/8/2000	Grab	Soil	0 1 NA	Explosives	1,3-Dinitrobenzene	0.25	mg/kg	U	U	U	0.25	
WBGss-322	WB1003	8/8/2000	Grab	Soil	0 1 NA	Explosives	1,3-Dinitrobenzene	0.25	mg/kg	U	U	U	0.25	
WBGss-324	WB1002	8/8/2000	Grab	Soil	0 1 NA	Explosives	1,3-Dinitrobenzene	0.25	mg/kg	U	U	U	0.25	
WBGss-326	WB1001	8/8/2000	Grab	Soil	0 1 NA	Explosives	1,3-Dinitrobenzene	0.25	mg/kg	U	U	U	0.25	
WBGss-334	WB1005	8/8/2000	Grab	Soil	0 1 NA	Explosives	1,3-Dinitrobenzene	0.25	mg/kg	U	U	U	0.25	
WBGss-341	WB3019	8/9/2000	Grab	Soil	0 1 NA	Explosives	1,3-Dinitrobenzene	0.25	mg/kg	U	U	U	0.25	
WBGss-344	WB3020	8/9/2000	Grab	Soil	0 1 NA	Explosives	1,3-Dinitrobenzene	0.25	mg/kg	U	U	U	0.25	
WBGss-346	WB3022	8/9/2000	Grab	Soil	0 1 NA	Explosives	1,3-Dinitrobenzene	0.25	mg/kg	U	U	U	0.25	
WBGss-347	WB3023	8/9/2000	Grab	Soil	0 1 NA	Explosives	1,3-Dinitrobenzene	0.25	mg/kg	U	U	U	0.25	
WBGss-352	WB3021	8/9/2000	Grab	Soil	0 1 NA	Explosives	1,3-Dinitrobenzene	0.25	mg/kg	U	U	U	0.25	
WBGss-353	WB3024	8/9/2000	Grab	Soil	0 1 NA	Explosives	1,3-Dinitrobenzene	0.25	mg/kg	U	U	U	0.25	
WBGss-359	WB3027	8/9/2000	Grab	Soil	0 1 NA	Explosives	1,3-Dinitrobenzene	0.25	mg/kg	U	U	U	0.25	
WBGss-362	WB3025	8/9/2000	Grab	Soil	0 1 NA	Explosives	1,3-Dinitrobenzene	0.25	mg/kg	U	U	U	0.25	
WBGss-371	WB3026	8/9/2000	Grab	Soil	0 1 NA	Explosives	1,3-Dinitrobenzene	0.25	mg/kg	U	U	U	0.25	
WBGss-388	WB2017	8/8/2000	Grab	Soil	0 1 NA	Explosives	1,3-Dinitrobenzene	0.25	mg/kg	U	U	U	0.25	
WBGss-389	WB2016	8/8/2000	Grab	Soil	0 1 NA	Explosives	1,3-Dinitrobenzene	0.25	mg/kg	U	U	U	0.25	
WBGss-390	WB2018	8/8/2000	Grab	Soil	0 1 NA	Explosives	1,3-Dinitrobenzene	0.25	mg/kg	U	U	U	0.25	
WBGss-001	WBGSS-001-0456-SO	7/31/1996	Grab Composite	Surface Soil	0 2 FT	Explosives	1,3-Dinitrobenzene	0.25	mg/kg	U	U	U	0.25	
WBGss-002	WBGSS-002-0457-SO	7/31/1996	Grab Composite	Surface Soil	0 2 FT	Explosives	1,3-Dinitrobenzene	0.25	mg/kg	U	U	U	0.25	
WBGss-003	WBGSS-003-0458-SO	7/31/1996	Grab Composite	Surface Soil	0 2 FT	Explosives	1,3-Dinitrobenzene	0.25	mg/kg	U	U	U	0.25	
WBGss-004	WBGSS-004-0459-SO	7/30/1996	Grab Composite	Surface Soil	0 0.7 FT	Explosives	1,3-Dinitrobenzene	0.25	mg/kg	U	U	U	0.25	
WBGss-005	WBGSS-005-0460-SO	7/30/1996	Grab Composite	Surface Soil	0 2 FT	Explosives	1,3-Dinitrobenzene	0.25	mg/kg	U	U	U	0.25	
WBGss-006	WBGSS-006-0461-SO	7/30/1996	Grab Composite	Surface Soil	0 2 FT	Explosives	1,3-Dinitrobenzene	0.25	mg/kg	U	U	U	0.25	
WBGss-007	WBGSS-007-0462-SO	7/30/1996	Grab Composite	Surface Soil	0 2 FT	Explosives	1,3-Dinitrobenzene	0.25	mg/kg	U	U	U	0.25	
WBGss-008	WBGSS-008-0463-SO	7/30/1996	Grab Composite	Surface Soil	0 2 FT	Explosives	1,3-Dinitrobenzene	0.25	mg/kg	U	U	U	0.25	
WBGss-009	WBGSS-009-0464-SO	8/5/1996	Grab Composite	Surface Soil	0 2 FT	Explosives	1,3-Dinitrobenzene	0.25	mg/kg	U	U	U	0.25	
WBGss-010	WBGSS-010-0465-SO	8/5/1996	Grab Composite	Surface Soil	0 2 FT	Explosives	1,3-Dinitrobenzene	0.25	mg/kg	U	U	U	0.25	
WBGss-011	WBGSS-011-0466-SO	8/5/1996	Grab Composite	Surface Soil	0 2 FT	Explosives	1,3-Dinitrobenzene	0.25	mg/kg	U	U	U	0.25	
WBGss-012	WBGSS-012-0467-SO	8/5/1996	Grab Composite	Surface Soil	0 2 FT	Explosives	1,3-Dinitrobenzene	0.25	mg/kg	U	U	U	0.25	
WBGss-013	WBGSS-013-0468-SO	8/5/1996	Grab Composite	Surface Soil	0 2 FT	Explosives	1,3-Dinitrobenzene	0.25	mg/kg	U	U	U	0.25	
WBGss-015	WBGSS-015-0470-SO	8/5/1996	Grab Composite	Surface Soil	0 2 FT	Explosives	1,3-Dinitrobenzene	0.25	mg/kg	U	U	U	0.25	
WBGss-016	WBGSS-016-0471-SO	8/6/1996	Grab Composite	Surface Soil	0 2 FT	Explosives	1,3-Dinitrobenzene	0.25	mg/kg	U	U	U	0.25	
WBGss-017	WBGSS-017-0472-SO	8/6/1996	Grab Composite	Surface Soil	0 2 FT	Explosives	1,3-Dinitrobenzene	0.25	mg/kg	U	U	U	0.25	
WBGss-018	WBGSS-018-0473-SO	8/6/1996	Grab Composite	Surface Soil	0 1.5 FT	Explosives	1,3-Dinitrobenzene	0.25	mg/kg	U	U	U	0.25	
WBGss-019	WBGSS-019-0474-SO	8/6/1996	Grab Composite	Surface Soil	0 1.5 FT	Explosives	1,3-Dinitrobenzene	0.25	mg/kg	U	U	U	0.25	
WBGss-020	WBGSS-020-0477-SO	8/5/1996	Grab Composite	Surface Soil	0 2 FT	Explosives	1,3-Dinitrobenzene	0.25	mg/kg	U	U	U	0.25	
WBGss-021	WBGSS-021-0478-SO	8/5/1996	Grab Composite	Surface Soil	0 2 FT	Explosives	1,3-Dinitrobenzene	0.25	mg/kg	U	U	U	0.25	
WBGss-022	WBGSS-022-0479-SO	8/5/1996	Grab Composite	Surface Soil	0 2 FT	Explosives	1,3-Dinitrobenzene	0.25	mg/kg	U	U	U	0.25	
WBGss-023	WBGSS-023-0480-SO	8/5/1996	Grab Composite	Surface Soil	0 2 FT	Explosives	1,3-Dinitrobenzene	0.25	mg/kg	U	U	U	0.25	
WBGss-024	WBGSS-024-0481-SO	8/5/1996	Grab Composite	Surface Soil	0 2 FT	Explosives	1,3-Dinitrobenzene	0.25	mg/kg	U	U	U	0.25	
WBGss-025	WBGSS-025-0482-SO	8/5/1996	Grab Composite	Surface Soil	0 0.5 FT	Explosives	1,3-Dinitrobenzene	0.25	mg/kg	U	U	U	0.25	
WBGss-026	WBGSS-026-0483-SO	8/6/1996	Grab Composite	Surface Soil	0 1.3 FT	Explosives	1,3-Dinitrobenzene	0.25	mg/kg	U	U	U	0.25	
WBGss-027	WBGSS-027-0484-SO	8/6/1996	Grab Composite	Surface Soil	0 0.5 FT	Explosives	1,3-Dinitrobenzene	0.25	mg/kg	U	U	U	0.25	
WBGss-028	WBGSS-028-0485-SO	8/7/1996	Grab Composite	Surface Soil	0 2 FT	Explosives	1,3-Dinitrobenzene	0.25	mg/kg	U	U	U	0.25	
WBGss-029	WBGSS-029-0486-SO	8/7/1996	Grab Composite	Surface Soil	0 2 FT	Explosives	1,3-Dinitrobenzene	0.25	mg/kg	U	U	U	0.25	
WBGss-030	WBGSS-030-0487-SO	8/7/1996	Grab Composite	Surface Soil	0 1.5 FT	Explosives	1,3-Dinitrobenzene	0.25	mg/kg	U	U	U	0.25	
WBGss-031	WBGSS-031-0488-SO	8/7/1996	Grab Composite	Surface Soil	0 2 FT	Explosives	1,3-Dinitrobenzene	0.25	mg/kg	U	U	U	0.25	
WBGss-032	WBGSS-032-0489-SO	8/7/1996	Grab Composite	Surface Soil	0 0.5 FT	Explosives	1,3-Dinitrobenzene	0.25	mg/kg	U	U	U	0.25	
WBGss-033	WBGSS-033-0490-SO	8/6/1996	Grab Composite	Surface Soil	0 2 FT	Explosives	1,3-Dinitrobenzene	0.25	mg/kg	U	U	U	0.25	
WBGss-034	WBGSS-034-0491-SO	8/6/1996	Grab Composite	Surface Soil	0 2 FT	Explosives	1,3-Dinitrobenzene	0.25	mg/kg	U	U	U	0.25	
WBGss-036	WBGSS-036-0493-SO	8/6/1996	Grab Composite	Surface Soil	0 2 FT	Explosives	1,3-Dinitrobenzene	0.25	mg/kg	U	U	U	0.25	
WBGss-037	WBGSS-037-0494-SO	8/6/1996	Grab Composite	Surface Soil	0 2 FT	Explosives	1,3-Dinitrobenzene	0.25	mg/kg	U	U	U	0.25	
WBGss-038	WBGSS-038-0495-SO	8/6/1996	Grab Composite	Surface Soil	0 2 FT	Explosives	1,3-Dinitrobenzene	0.25	mg/kg	U	U	U	0.25	
WBGss-039	WBGSS-039-0496-SO	7/31/1996	Grab Composite	Surface Soil	0 2 FT	Explosives	1,3-Dinitrobenzene	0.25	mg/kg	U	U	U	0.25	
WBGss-040	WBGSS-040-0497-SO	7/31/1996	Grab Composite	Surface Soil	0 2 FT	Explosives	1,3-Dinitrobenzene	0.25	mg/kg	U	U	U	0.25	
WBGss-042	WBGSS-042-0500-SO	8/7/1996	Grab Composite	Surface Soil	0 2 FT	Explosives	1,3-Dinitrobenzene	0.25	mg/kg	U	U	U	0.25	
WBGss-043	WBGSS-043-0501-SO	8/7/1996	Grab Composite	Surface Soil	0 2 FT	Explosives	1,3-Dinitrobenzene	0.25	mg/kg	U	U	U	0.25	
WBGss-044	WBGSS-044-0502-SO	8/7/1996	Grab Composite	Surface Soil	0 2 FT	Explosives	1,3-Dinitrobenzene	0.25	mg/kg	U	U	U	0.25	
WBGss-045	WBGSS-045-0503-SO	8/7/1996	Grab Composite	Surface Soil	0 1 FT	Explosives	1,3-Dinitrobenzene	0.25	mg/kg	U	U	U	0.25	
WBGss-046	WBGSS-046-0504-SO	8/7/1996	Grab Composite	Surface Soil	0 2 FT	Explosives	1,3-Dinitrobenzene	0.25	mg/kg	U	U	U	0.25	
WBGss-047	WBGSS-047-0505-SO	8/7/1996	Grab Composite	Surface Soil	0 2 FT	Explosives	1,3-Dinitrobenzene	0.25	mg/kg	U	U	U	0.25	
WBGss-048	WBGSS-048-0506-SO	8/7/1996	Grab Composite	Surface Soil	0 2 FT	Explosives	1,3-Dinitrobenzene	0.25	mg/kg	U	U	U	0.25	
WBGss-049	WBGSS-049-0507-SO	8/7/1996	Grab Composite	Surface Soil	0 2 FT	Explosives	1,3-Dinitrobenzene	0.25	mg/kg	U	U	U	0.25	
WBGss-050	WBGSS-050-0508-SO	8/7/1996	Grab Composite	Surface Soil	0 1 FT	Explosives	1,3-Dinitrobenzene	0.25	mg/kg	U	U	U	0.25	

Station	Sample ID	Date Collected	Sample Type	Media	Depth	Analysis	Chemical	Results	Units	Lab Qual	Data Qual	Qual	Detection Limit	Validation Code
WBGss-051	WBGSS-051-0509-SO	8/8/1996	Grab Composite	Surface Soil	0 2 FT	Explosives	1,3-Dinitrobenzene	0.25	mg/kg	U	U	U	0.25	
WBGss-052	WBGSS-052-0512-SO	8/7/1996	Grab Composite	Surface Soil	0 2 FT	Explosives	1,3-Dinitrobenzene	0.25	mg/kg	U	U	U	0.25	
WBGss-053	WBGSS-053-0513-SO	8/13/1996	Grab Composite	Surface Soil	0 2 FT	Explosives	1,3-Dinitrobenzene	0.25	mg/kg	U	U	U	0.25	
WBGss-054	WBGSS-054-0514-SO	8/8/1996	Grab Composite	Surface Soil	0 0.5 FT	Explosives	1,3-Dinitrobenzene	0.25	mg/kg	U	U	U	0.25	
WBGss-055	WBGSS-055-0515-SO	8/8/1996	Grab Composite	Surface Soil	0 2 FT	Explosives	1,3-Dinitrobenzene	0.25	mg/kg	U	U	U	0.25	
WBGss-056	WBGSS-056-0516-SO	8/8/1996	Grab Composite	Surface Soil	0 2 FT	Explosives	1,3-Dinitrobenzene	0.25	mg/kg	U	U	U	0.25	
WBGss-057	WBGSS-057-0517-SO	8/7/1996	Grab Composite	Surface Soil	0 2 FT	Explosives	1,3-Dinitrobenzene	0.25	mg/kg	U	U	U	0.25	
WBGss-058	WBGSS-058-0520-SO	8/7/1996	Grab Composite	Surface Soil	0 1.4 FT	Explosives	1,3-Dinitrobenzene	0.25	mg/kg	U	U	U	0.25	
WBGss-060	WBGSS-060-0522-SO	8/8/1996	Grab Composite	Surface Soil	0 2 FT	Explosives	1,3-Dinitrobenzene	0.25	mg/kg	U	U	U	0.25	
WBGss-061	WBGSS-061-0523-SO	8/8/1996	Grab Composite	Surface Soil	0 2 FT	Explosives	1,3-Dinitrobenzene	0.25	mg/kg	U	U	U	0.25	
WBGss-062	WBGSS-062-0524-SO	8/8/1996	Grab Composite	Surface Soil	0 2 FT	Explosives	1,3-Dinitrobenzene	0.25	mg/kg	U	U	U	0.25	
WBGss-063	WBGSS-063-0525-SO	8/7/1996	Grab Composite	Surface Soil	0 2 FT	Explosives	1,3-Dinitrobenzene	0.25	mg/kg	U	U	U	0.25	
WBGss-064	WBGSS-064-0526-SO	8/7/1996	Grab Composite	Surface Soil	0 2 FT	Explosives	1,3-Dinitrobenzene	0.25	mg/kg	U	U	U	0.25	
WBGss-077	WBGSS-077-0542-SO	8/13/1996	Grab Composite	Surface Soil	0 0.8 FT	Explosives	1,3-Dinitrobenzene	0.25	mg/kg	U	U	U	0.25	
WBGss-097	WBGSS-097-0564-SO	8/13/1996	Grab Composite	Surface Soil	0 2 FT	Explosives	1,3-Dinitrobenzene	0.25	mg/kg	U	U	U	0.25	
WBGss-098	WBGSS-098-0565-SO	8/14/1996	Grab Composite	Surface Soil	0 2 FT	Explosives	1,3-Dinitrobenzene	0.25	mg/kg	U	U	U	0.25	
WBGss-102	WB0691	4/23/1998	Grab Composite	Surface Soil	0 1 FT	Explosives	1,3-Dinitrobenzene	0.25	mg/kg	U	U	U	0.25	
WBGss-104	WB0693	4/23/1998	Grab Composite	Surface Soil	0 1 FT	Explosives	1,3-Dinitrobenzene	0.25	mg/kg	U	U	U	0.25	
WBGss-106	WB0695	4/23/1998	Grab Composite	Surface Soil	0 1 FT	Explosives	1,3-Dinitrobenzene	0.25	mg/kg	U	U	U	0.25	
WBGss-107	WB0696	4/23/1998	Grab Composite	Surface Soil	0 1 FT	Explosives	1,3-Dinitrobenzene	0.25	mg/kg	U	U	U	0.25	
WBGss-108	WB0697	4/23/1998	Grab Composite	Surface Soil	0 1 FT	Explosives	1,3-Dinitrobenzene	0.25	mg/kg	U	U	U	0.25	
WBGss-113	WB0702	4/23/1998	Grab Composite	Surface Soil	0 1 FT	Explosives	1,3-Dinitrobenzene	0.25	mg/kg	U	U	U	0.25	
WBGss-116	WB0705	4/23/1998	Grab Composite	Surface Soil	0 1 FT	Explosives	1,3-Dinitrobenzene	0.25	mg/kg	U	U	U	0.25	
WBGss-117	WB0706	4/22/1998	Grab Composite	Surface Soil	0 1 FT	Explosives	1,3-Dinitrobenzene	0.25	mg/kg	U	U	U	0.25	
WBGss-122	WB0711	4/22/1998	Grab Composite	Surface Soil	0 1 FT	Explosives	1,3-Dinitrobenzene	0.25	mg/kg	U	U	U	0.25	
WBGss-129	WB0718	4/22/1998	Grab Composite	Surface Soil	0 1 FT	Explosives	1,3-Dinitrobenzene	0.25	mg/kg	U	U	U	0.25	
WBGss-134	WB0723	4/21/1998	Grab Composite	Surface Soil	0 1 FT	Explosives	1,3-Dinitrobenzene	0.25	mg/kg	U	U	U	0.25	
WBGss-144	WB0733	4/23/1998	Grab Composite	Surface Soil	0 1 FT	Explosives	1,3-Dinitrobenzene	0.25	mg/kg	U	U	U	0.25	
WBGss-178	WB0890	5/4/1998	Grab Composite	Surface Soil	0 1 FT	Explosives	1,3-Dinitrobenzene	0.25	mg/kg	U	U	U	0.25	
WBGss-069	WBGSS-069-0533-SO	8/9/1996	Grab Composite	Surface Soil	0 2 FT	Explosives	1,3-Dinitrobenzene	12.5	mg/kg	U	UJ	UJ	12.5	H02,P02
WBGss-014	WBGSS-014-0469-SO	8/8/1996	Grab Composite	Surface Soil	0 1.5 FT	Explosives	1,3-Dinitrobenzene	0.25	mg/kg	U	UJ	UJ	0.25	H02,P02
WBGss-035	WBGSS-035-0492-SO	8/6/1996	Grab Composite	Surface Soil	0 2 FT	Explosives	1,3-Dinitrobenzene	0.25	mg/kg	U	UJ	UJ	0.25	A01
WBGss-065	WBGSS-065-0527-SO	8/9/1996	Grab Composite	Surface Soil	0 2 FT	Explosives	1,3-Dinitrobenzene	0.25	mg/kg	U	UJ	UJ	0.25	H02,P02
WBGss-066	WBGSS-066-0528-SO	8/9/1996	Grab Composite	Surface Soil	0 2 FT	Explosives	1,3-Dinitrobenzene	0.25	mg/kg	U	UJ	UJ	0.25	H02,P02
WBGss-067	WBGSS-067-0529-SO	8/9/1996	Grab Composite	Surface Soil	0 2 FT	Explosives	1,3-Dinitrobenzene	0.25	mg/kg	U	UJ	UJ	0.25	H02,P02
WBGss-068	WBGSS-068-0532-SO	8/9/1996	Grab Composite	Surface Soil	0 2 FT	Explosives	1,3-Dinitrobenzene	0.25	mg/kg	U	UJ	UJ	0.25	H02,P02
WBGss-070	WBGSS-070-0534-SO	8/9/1996	Grab Composite	Surface Soil	0 2 FT	Explosives	1,3-Dinitrobenzene	0.25	mg/kg	U	UJ	UJ	0.25	H02,P02
WBGss-072	WBGSS-072-0536-SO	8/9/1996	Grab Composite	Surface Soil	0 2 FT	Explosives	1,3-Dinitrobenzene	0.25	mg/kg	U	UJ	UJ	0.25	H02,P02
WBGss-073	WBGSS-073-0537-SO	8/9/1996	Grab Composite	Surface Soil	0 2 FT	Explosives	1,3-Dinitrobenzene	0.25	mg/kg	U	UJ	UJ	0.25	H02,P02
WBGss-075	WBGSS-075-0539-SO	8/9/1996	Grab Composite	Surface Soil	0 2 FT	Explosives	1,3-Dinitrobenzene	0.25	mg/kg	U	UJ	UJ	0.25	H02,P02
WBGss-076	WBGSS-076-0541-SO	8/9/1996	Grab Composite	Surface Soil	0 2 FT	Explosives	1,3-Dinitrobenzene	0.25	mg/kg	U	UJ	UJ	0.25	H02,P02
WBGss-069	WBGSS-069-0533-SO	8/9/1996	Grab Composite	Surface Soil	0 2 FT	Explosives	2,4,6-Trinitrotoluene	3800	mg/kg	E	=	=	12.5	
WBGss-070	WBGSS-070-0534-SO	8/9/1996	Grab Composite	Surface Soil	0 2 FT	Explosives	2,4,6-Trinitrotoluene	3400	mg/kg		=	=	0.25	
WBGss-326	WB1001	8/8/2000	Grab	Soil	0 1 NA	Explosives	2,4,6-Trinitrotoluene	580	mg/kg		=	=	19	
WBGss-168	WB0768	4/29/1998	Grab	Surface Soil	0 1 FT	Explosives	2,4,6-Trinitrotoluene	480	mg/kg		=	=	62	
WBGss-390	WB2018	8/8/2000	Grab	Soil	0 1 NA	Explosives	2,4,6-Trinitrotoluene	180	mg/kg		=	=	75	
WBGss-140	WB0729	4/22/1998	Grab Composite	Surface Soil	0 1 FT	Explosives	2,4,6-Trinitrotoluene	75	mg/kg		=	=	25	
WBGss-389	WB2016	8/8/2000	Grab	Soil	0 1 NA	Explosives	2,4,6-Trinitrotoluene	38	mg/kg		=	=	12	
WBGss-142	WB0731	4/22/1998	Grab Composite	Surface Soil	0 1 FT	Explosives	2,4,6-Trinitrotoluene	17	mg/kg		=	=	6.2	
WBGss-325	WB1004	8/8/2000	Grab	Soil	0 1 NA	Explosives	2,4,6-Trinitrotoluene	16	mg/kg		=	=	0.5	
WBGss-324	WB1002	8/8/2000	Grab	Soil	0 1 NA	Explosives	2,4,6-Trinitrotoluene	6.2	mg/kg		=	=	0.25	
WBGss-006	WBGSS-006-0461-SO	7/30/1996	Grab Composite	Surface Soil	0 2 FT	Explosives	2,4,6-Trinitrotoluene	2.7	mg/kg		=	=	0.25	
WBGss-187	WB0912	5/6/1998	Grab	Surface Soil	0 1 FT	Explosives	2,4,6-Trinitrotoluene	1.9	mg/kg		=	=	0.25	
WBGss-178	WB0890	5/4/1998	Grab Composite	Surface Soil	0 1 FT	Explosives	2,4,6-Trinitrotoluene	1.6	mg/kg		=	=	0.25	
WBG-247	WBG4162	10/22/2000	Grab	Surface Soil	0 1 FT	Explosives	2,4,6-Trinitrotoluene	1.5	mg/kg		=	=	0.25	
WBGss-107	WB0696	4/23/1998	Grab Composite	Surface Soil	0 1 FT	Explosives	2,4,6-Trinitrotoluene	1.5	mg/kg		=	=	0.25	
WBGss-141	WB0730	4/22/1998	Grab Composite	Surface Soil	0 1 FT	Explosives	2,4,6-Trinitrotoluene	1.5	mg/kg		=	=	0.25	
WBGss-005	WBGSS-005-0460-SO	7/30/1996	Grab Composite	Surface Soil	0 2 FT	Explosives	2,4,6-Trinitrotoluene	1.1	mg/kg		=	=	0.25	
WBG-255	WBG4190	10/17/2000	Grab	Surface Soil	0 1 FT	Explosives	2,4,6-Trinitrotoluene	0.98	mg/kg		=	=	0.25	
WBGss-067	WBGSS-067-0529-SO	8/9/1996	Grab Composite	Surface Soil	0 2 FT	Explosives	2,4,6-Trinitrotoluene	0.53	mg/kg		=	=	0.25	
WBGss-068	WBGSS-068-0532-SO	8/9/1996	Grab Composite	Surface Soil	0 2 FT	Explosives	2,4,6-Trinitrotoluene	0.47	mg/kg		=	=	0.25	
WBGss-007	WBGSS-007-0462-SO	7/30/1996	Grab Composite	Surface Soil	0 2 FT	Explosives	2,4,6-Trinitrotoluene	0.34	mg/kg		=	=	0.25	
WBGss-388	WB2017	8/8/2000	Grab	Soil	0 1 NA	Explosives	2,4,6-Trinitrotoluene	0.32	mg/kg		=	=	0.25	
WBG-242	WBG4145	10/22/2000	Grab	Surface Soil	0 1 FT	Explosives	2,4,6-Trinitrotoluene	0.28	mg/kg		=	=	0.25	
WBGss-098	WBGSS-098-0565-SO	8/14/1996	Grab Composite	Surface Soil	0 2 FT	Explosives	2,4,6-Trinitrotoluene	0.28	mg/kg		=	=	0.25	
WBGss-062	WBGSS-062-0524-SO	8/8/1996	Grab Composite	Surface Soil	0 2 FT	Explosives	2,4,6-Trinitrotoluene	36	mg/kg	DP	J	J	0.25	C08,M07,M08
WBGss-055	WBGSS-055-0515-SO	8/8/1996	Grab Composite	Surface Soil	0 2 FT	Explosives	2,4,6-Trinitrotoluene	33	mg/kg	DP	J	J	0.25	C08,M07,M08
WBGss-035	WBGSS-035-0492-SO	8/6/1996	Grab Composite	Surface Soil	0 2 FT	Explosives	2,4,6-Trinitrotoluene	2.8	mg/kg	P	J	J	0.25	A01
WBGss-134	WB0723	4/21/1998	Grab Composite	Surface Soil	0 1 FT	Explosives	2,4,6-Trinitrotoluene	0.95	mg/kg		J	J	0.25	
WBGss-073	WBGSS-073-0537-SO	8/9/1996	Grab Composite	Surface Soil	0 2 FT	Explosives	2,4,6-Trinitrotoluene	0.48	mg/kg	P	J	J	0.25	M08
WBGss-075	WBGSS-075-0539-SO	8/9/1996	Grab Composite	Surface Soil	0 2 FT	Explosives	2,4,6-Trinitrotoluene	0.48	mg/kg	P	J	J	0.25	M08
WBGss-053	WBGSS-053-0513-SO	8/13/1996	Grab Composite	Surface Soil	0 2 FT	Explosives	2,4,6-Trinitrotoluene	0.45	mg/kg	P	J	J	0.25	M08
WBGss-065	WBGSS-065-0527-SO	8/9/1996	Grab Composite	Surface Soil	0 2 FT	Explosives	2,4,6-Trinitrotoluene	0.42	mg/kg	P	J	J	0.25	M08

Station	Sample ID	Date Collected	Sample Type	Media	Depth	Analysis	Chemical	Results	Units	Lab Qual	Data Qual	Qual	Detection Limit	Validation Code
WBGss-057	WBGSS-057-0517-SO	8/7/1996	Grab Composite	Surface Soil	0 2 FT	Explosives	2,4,6-Trinitrotoluene	0.3	mg/kg	P	J	J	0.25	M07,M08
WBGss-129	WB0718	4/22/1998	Grab Composite	Surface Soil	0 1 FT	Explosives	2,4,6-Trinitrotoluene	0.24	mg/kg	J	J	J	0.25	
WBGss-004	WBGSS-004-0459-SO	7/30/1996	Grab Composite	Surface Soil	0 0.7 FT	Explosives	2,4,6-Trinitrotoluene	0.23	mg/kg	J	J	J	0.25	
WBGss-362	WB3025	8/9/2000	Grab	Soil	0 1 NA	Explosives	2,4,6-Trinitrotoluene	0.17	mg/kg	J	J	J	0.25	
WBG-254	WBG4187	10/16/2000	Grab	Surface Soil	0 1 FT	Explosives	2,4,6-Trinitrotoluene	0.16	mg/kg	J	J	J	0.25	
WBG-234	WBG4119	10/19/2000	Grab	Surface Soil	0 1 FT	Explosives	2,4,6-Trinitrotoluene	0.13	mg/kg	J	J	J	0.25	
WBGss-313	WB1006	8/8/2000	Grab	Soil	0 1 NA	Explosives	2,4,6-Trinitrotoluene	0.11	mg/kg	J	J	J	0.25	
WBG-257	WBG4196	10/30/2000	Grab	Surface Soil	0 1 FT	Explosives	2,4,6-Trinitrotoluene	0.069	mg/kg	J	J	J	0.25	
WBGss-308	WB1008	8/8/2000	Grab	Soil	0 1 NA	Explosives	2,4,6-Trinitrotoluene	0.068	mg/kg	J	J	J	0.25	
WBG-232	WBG4111	10/22/2000	Grab	Surface Soil	0 1 FT	Explosives	2,4,6-Trinitrotoluene	0.066	mg/kg	J	J	J	0.25	
WBGss-322	WB1003	8/8/2000	Grab	Soil	0 1 NA	Explosives	2,4,6-Trinitrotoluene	0.061	mg/kg	J	J	J	0.25	
WBGss-144	WB0733	4/23/1998	Grab Composite	Surface Soil	0 1 FT	Explosives	2,4,6-Trinitrotoluene	0.03	mg/kg	J	J	J	0.25	
WBGss-194	WB0935	5/7/1998	Grab	Surface Soil	0 1 FT	Explosives	2,4,6-Trinitrotoluene	0.45	mg/kg		U	U	0.25	F02,F07
WBG-201	WBG4012	10/17/2000	Grab	Surface Soil	0 1 FT	Explosives	2,4,6-Trinitrotoluene	0.25	mg/kg	U	U	U	0.25	
WBG-203	WBG4018	10/22/2000	Grab	Surface Soil	0 1 FT	Explosives	2,4,6-Trinitrotoluene	0.25	mg/kg	U	U	U	0.25	
WBG-210	WBG4041	10/30/2000	Grab	Surface Soil	0 1 FT	Explosives	2,4,6-Trinitrotoluene	0.25	mg/kg	U	U	U	0.25	
WBG-212	WBG4049	10/18/2000	Grab	Surface Soil	0 1 FT	Explosives	2,4,6-Trinitrotoluene	0.25	mg/kg	U	U	U	0.25	
WBG-227	WBG4094	10/22/2000	Grab	Surface Soil	0 1 FT	Explosives	2,4,6-Trinitrotoluene	0.25	mg/kg	U	U	U	0.25	
WBG-236	WBG4125	10/20/2000	Grab	Surface Soil	0 1 FT	Explosives	2,4,6-Trinitrotoluene	0.25	mg/kg	U	U	U	0.25	
WBG-237	WBG4128	10/22/2000	Grab	Surface Soil	0 1 FT	Explosives	2,4,6-Trinitrotoluene	0.25	mg/kg	U	U	U	0.25	
WBGss-041	WBGSS-041-0499-SO	7/31/1996	Grab	Surface Soil	0 0.5 FT	Explosives	2,4,6-Trinitrotoluene	0.25	mg/kg	U	U	U	0.25	
WBGss-299	WB1009	8/8/2000	Grab	Soil	0 1 NA	Explosives	2,4,6-Trinitrotoluene	0.25	mg/kg	U	U	U	0.25	
WBGss-314	WB1007	8/8/2000	Grab	Soil	0 1 NA	Explosives	2,4,6-Trinitrotoluene	0.25	mg/kg	U	U	U	0.25	
WBGss-334	WB1005	8/8/2000	Grab	Soil	0 1 NA	Explosives	2,4,6-Trinitrotoluene	0.25	mg/kg	U	U	U	0.25	
WBGss-341	WB3019	8/9/2000	Grab	Soil	0 1 NA	Explosives	2,4,6-Trinitrotoluene	0.25	mg/kg	U	U	U	0.25	
WBGss-344	WB3020	8/9/2000	Grab	Soil	0 1 NA	Explosives	2,4,6-Trinitrotoluene	0.25	mg/kg	U	U	U	0.25	
WBGss-346	WB3022	8/9/2000	Grab	Soil	0 1 NA	Explosives	2,4,6-Trinitrotoluene	0.25	mg/kg	U	U	U	0.25	
WBGss-347	WB3023	8/9/2000	Grab	Soil	0 1 NA	Explosives	2,4,6-Trinitrotoluene	0.25	mg/kg	U	U	U	0.25	
WBGss-352	WB3021	8/9/2000	Grab	Soil	0 1 NA	Explosives	2,4,6-Trinitrotoluene	0.25	mg/kg	U	U	U	0.25	
WBGss-353	WB3024	8/9/2000	Grab	Soil	0 1 NA	Explosives	2,4,6-Trinitrotoluene	0.25	mg/kg	U	U	U	0.25	
WBGss-359	WB3027	8/9/2000	Grab	Soil	0 1 NA	Explosives	2,4,6-Trinitrotoluene	0.25	mg/kg	U	U	U	0.25	
WBGss-371	WB3026	8/9/2000	Grab	Soil	0 1 NA	Explosives	2,4,6-Trinitrotoluene	0.25	mg/kg	U	U	U	0.25	
WBGss-001	WBGSS-001-0456-SO	7/31/1996	Grab Composite	Surface Soil	0 2 FT	Explosives	2,4,6-Trinitrotoluene	0.25	mg/kg	U	U	U	0.25	
WBGss-002	WBGSS-002-0457-SO	7/31/1996	Grab Composite	Surface Soil	0 2 FT	Explosives	2,4,6-Trinitrotoluene	0.25	mg/kg	U	U	U	0.25	
WBGss-003	WBGSS-003-0458-SO	7/31/1996	Grab Composite	Surface Soil	0 2 FT	Explosives	2,4,6-Trinitrotoluene	0.25	mg/kg	U	U	U	0.25	
WBGss-008	WBGSS-008-0463-SO	7/30/1996	Grab Composite	Surface Soil	0 2 FT	Explosives	2,4,6-Trinitrotoluene	0.25	mg/kg	U	U	U	0.25	
WBGss-009	WBGSS-009-0464-SO	8/5/1996	Grab Composite	Surface Soil	0 2 FT	Explosives	2,4,6-Trinitrotoluene	0.25	mg/kg	U	U	U	0.25	
WBGss-010	WBGSS-010-0465-SO	8/5/1996	Grab Composite	Surface Soil	0 2 FT	Explosives	2,4,6-Trinitrotoluene	0.25	mg/kg	U	U	U	0.25	
WBGss-011	WBGSS-011-0466-SO	8/5/1996	Grab Composite	Surface Soil	0 2 FT	Explosives	2,4,6-Trinitrotoluene	0.25	mg/kg	U	U	U	0.25	
WBGss-012	WBGSS-012-0467-SO	8/5/1996	Grab Composite	Surface Soil	0 2 FT	Explosives	2,4,6-Trinitrotoluene	0.25	mg/kg	U	U	U	0.25	
WBGss-013	WBGSS-013-0468-SO	8/5/1996	Grab Composite	Surface Soil	0 2 FT	Explosives	2,4,6-Trinitrotoluene	0.25	mg/kg	U	U	U	0.25	
WBGss-014	WBGSS-014-0469-SO	8/8/1996	Grab Composite	Surface Soil	0 1.5 FT	Explosives	2,4,6-Trinitrotoluene	0.25	mg/kg	U	U	U	0.25	
WBGss-015	WBGSS-015-0470-SO	8/5/1996	Grab Composite	Surface Soil	0 2 FT	Explosives	2,4,6-Trinitrotoluene	0.25	mg/kg	U	U	U	0.25	
WBGss-016	WBGSS-016-0471-SO	8/6/1996	Grab Composite	Surface Soil	0 2 FT	Explosives	2,4,6-Trinitrotoluene	0.25	mg/kg	U	U	U	0.25	
WBGss-017	WBGSS-017-0472-SO	8/6/1996	Grab Composite	Surface Soil	0 2 FT	Explosives	2,4,6-Trinitrotoluene	0.25	mg/kg	U	U	U	0.25	
WBGss-018	WBGSS-018-0473-SO	8/6/1996	Grab Composite	Surface Soil	0 1.5 FT	Explosives	2,4,6-Trinitrotoluene	0.25	mg/kg	U	U	U	0.25	
WBGss-019	WBGSS-019-0474-SO	8/6/1996	Grab Composite	Surface Soil	0 1.5 FT	Explosives	2,4,6-Trinitrotoluene	0.25	mg/kg	U	U	U	0.25	
WBGss-020	WBGSS-020-0477-SO	8/5/1996	Grab Composite	Surface Soil	0 2 FT	Explosives	2,4,6-Trinitrotoluene	0.25	mg/kg	U	U	U	0.25	
WBGss-021	WBGSS-021-0478-SO	8/5/1996	Grab Composite	Surface Soil	0 2 FT	Explosives	2,4,6-Trinitrotoluene	0.25	mg/kg	U	U	U	0.25	
WBGss-022	WBGSS-022-0479-SO	8/5/1996	Grab Composite	Surface Soil	0 2 FT	Explosives	2,4,6-Trinitrotoluene	0.25	mg/kg	U	U	U	0.25	
WBGss-023	WBGSS-023-0480-SO	8/5/1996	Grab Composite	Surface Soil	0 2 FT	Explosives	2,4,6-Trinitrotoluene	0.25	mg/kg	U	U	U	0.25	
WBGss-024	WBGSS-024-0481-SO	8/5/1996	Grab Composite	Surface Soil	0 2 FT	Explosives	2,4,6-Trinitrotoluene	0.25	mg/kg	U	U	U	0.25	
WBGss-025	WBGSS-025-0482-SO	8/5/1996	Grab Composite	Surface Soil	0 0.5 FT	Explosives	2,4,6-Trinitrotoluene	0.25	mg/kg	U	U	U	0.25	
WBGss-026	WBGSS-026-0483-SO	8/6/1996	Grab Composite	Surface Soil	0 1.3 FT	Explosives	2,4,6-Trinitrotoluene	0.25	mg/kg	U	U	U	0.25	
WBGss-027	WBGSS-027-0484-SO	8/6/1996	Grab Composite	Surface Soil	0 0.5 FT	Explosives	2,4,6-Trinitrotoluene	0.25	mg/kg	U	U	U	0.25	
WBGss-028	WBGSS-028-0485-SO	8/7/1996	Grab Composite	Surface Soil	0 2 FT	Explosives	2,4,6-Trinitrotoluene	0.25	mg/kg	U	U	U	0.25	
WBGss-029	WBGSS-029-0486-SO	8/7/1996	Grab Composite	Surface Soil	0 2 FT	Explosives	2,4,6-Trinitrotoluene	0.25	mg/kg	U	U	U	0.25	
WBGss-030	WBGSS-030-0487-SO	8/7/1996	Grab Composite	Surface Soil	0 1.5 FT	Explosives	2,4,6-Trinitrotoluene	0.25	mg/kg	U	U	U	0.25	
WBGss-031	WBGSS-031-0488-SO	8/7/1996	Grab Composite	Surface Soil	0 2 FT	Explosives	2,4,6-Trinitrotoluene	0.25	mg/kg	U	U	U	0.25	
WBGss-032	WBGSS-032-0489-SO	8/7/1996	Grab Composite	Surface Soil	0 0.5 FT	Explosives	2,4,6-Trinitrotoluene	0.25	mg/kg	U	U	U	0.25	
WBGss-033	WBGSS-033-0490-SO	8/6/1996	Grab Composite	Surface Soil	0 2 FT	Explosives	2,4,6-Trinitrotoluene	0.25	mg/kg	U	U	U	0.25	
WBGss-034	WBGSS-034-0491-SO	8/6/1996	Grab Composite	Surface Soil	0 2 FT	Explosives	2,4,6-Trinitrotoluene	0.25	mg/kg	U	U	U	0.25	
WBGss-036	WBGSS-036-0493-SO	8/6/1996	Grab Composite	Surface Soil	0 2 FT	Explosives	2,4,6-Trinitrotoluene	0.25	mg/kg	U	U	U	0.25	
WBGss-037	WBGSS-037-0494-SO	8/6/1996	Grab Composite	Surface Soil	0 2 FT	Explosives	2,4,6-Trinitrotoluene	0.25	mg/kg	U	U	U	0.25	
WBGss-038	WBGSS-038-0495-SO	8/6/1996	Grab Composite	Surface Soil	0 2 FT	Explosives	2,4,6-Trinitrotoluene	0.25	mg/kg	U	U	U	0.25	
WBGss-039	WBGSS-039-0496-SO	7/31/1996	Grab Composite	Surface Soil	0 2 FT	Explosives	2,4,6-Trinitrotoluene	0.25	mg/kg	U	U	U	0.25	
WBGss-040	WBGSS-040-0497-SO	7/31/1996	Grab Composite	Surface Soil	0 2 FT	Explosives	2,4,6-Trinitrotoluene	0.25	mg/kg	U	U	U	0.25	
WBGss-042	WBGSS-042-0500-SO	8/7/1996	Grab Composite	Surface Soil	0 2 FT	Explosives	2,4,6-Trinitrotoluene	0.25	mg/kg	U	U	U	0.25	
WBGss-043	WBGSS-043-0501-SO	8/7/1996	Grab Composite	Surface Soil	0 2 FT	Explosives	2,4,6-Trinitrotoluene	0.25	mg/kg	U	U	U	0.25	
WBGss-044	WBGSS-044-0502-SO	8/7/1996	Grab Composite	Surface Soil	0 2 FT	Explosives	2,4,6-Trinitrotoluene	0.25	mg/kg	U	U	U	0.25	
WBGss-045	WBGSS-045-0503-SO	8/7/1996	Grab Composite	Surface Soil	0 1 FT	Explosives	2,4,6-Trinitrotoluene	0.25	mg/kg	U	U	U	0.25	
WBGss-051	WBGSS-051-0509-SO	8/8/1996	Grab Composite	Surface Soil	0 2 FT	Explosives	2,4,6-Trinitrotoluene	0.25	mg/kg	U	U	U	0.25	
WBGss-054	WBGSS-054-0514-SO	8/8/1996	Grab Composite	Surface Soil	0 0.5 FT	Explosives	2,4,6-Trinitrotoluene	0.25	mg/kg	U	U	U	0.25	

Station	Sample ID	Date Collected	Sample Type	Media	Depth	Analysis	Chemical	Results	Units	Lab Qual	Data Qual	Qual	Detection Limit	Validation Code
WBGss-056	WBGSS-056-0516-SO	8/8/1996	Grab Composite	Surface Soil	0 2 FT	Explosives	2,4,6-Trinitrotoluene	0.25	mg/kg	U	U	U	0.25	
WBGss-060	WBGSS-060-0522-SO	8/8/1996	Grab Composite	Surface Soil	0 2 FT	Explosives	2,4,6-Trinitrotoluene	0.25	mg/kg	U	U	U	0.25	
WBGss-061	WBGSS-061-0523-SO	8/8/1996	Grab Composite	Surface Soil	0 2 FT	Explosives	2,4,6-Trinitrotoluene	0.25	mg/kg	U	U	U	0.25	
WBGss-066	WBGSS-066-0528-SO	8/9/1996	Grab Composite	Surface Soil	0 2 FT	Explosives	2,4,6-Trinitrotoluene	0.25	mg/kg	U	U	U	0.25	
WBGss-072	WBGSS-072-0536-SO	8/9/1996	Grab Composite	Surface Soil	0 2 FT	Explosives	2,4,6-Trinitrotoluene	0.25	mg/kg	U	U	U	0.25	
WBGss-076	WBGSS-076-0541-SO	8/9/1996	Grab Composite	Surface Soil	0 2 FT	Explosives	2,4,6-Trinitrotoluene	0.25	mg/kg	U	U	U	0.25	
WBGss-077	WBGSS-077-0542-SO	8/13/1996	Grab Composite	Surface Soil	0 0.8 FT	Explosives	2,4,6-Trinitrotoluene	0.25	mg/kg	U	U	U	0.25	
WBGss-097	WBGSS-097-0564-SO	8/13/1996	Grab Composite	Surface Soil	0 2 FT	Explosives	2,4,6-Trinitrotoluene	0.25	mg/kg	U	U	U	0.25	
WBGss-102	WB0691	4/23/1998	Grab Composite	Surface Soil	0 1 FT	Explosives	2,4,6-Trinitrotoluene	0.25	mg/kg	U	U	U	0.25	
WBGss-104	WB0693	4/23/1998	Grab Composite	Surface Soil	0 1 FT	Explosives	2,4,6-Trinitrotoluene	0.25	mg/kg	U	U	U	0.25	
WBGss-106	WB0695	4/23/1998	Grab Composite	Surface Soil	0 1 FT	Explosives	2,4,6-Trinitrotoluene	0.25	mg/kg	U	U	U	0.25	
WBGss-108	WB0697	4/23/1998	Grab Composite	Surface Soil	0 1 FT	Explosives	2,4,6-Trinitrotoluene	0.25	mg/kg	U	U	U	0.25	
WBGss-113	WB0702	4/23/1998	Grab Composite	Surface Soil	0 1 FT	Explosives	2,4,6-Trinitrotoluene	0.25	mg/kg	U	U	U	0.25	
WBGss-116	WB0705	4/23/1998	Grab Composite	Surface Soil	0 1 FT	Explosives	2,4,6-Trinitrotoluene	0.25	mg/kg	U	U	U	0.25	
WBGss-117	WB0706	4/22/1998	Grab Composite	Surface Soil	0 1 FT	Explosives	2,4,6-Trinitrotoluene	0.25	mg/kg	U	U	U	0.25	
WBGss-122	WB0711	4/22/1998	Grab Composite	Surface Soil	0 1 FT	Explosives	2,4,6-Trinitrotoluene	0.25	mg/kg	U	U	U	0.25	
WBGss-046	WBGSS-046-0504-SO	8/7/1996	Grab Composite	Surface Soil	0 2 FT	Explosives	2,4,6-Trinitrotoluene	0.25	mg/kg	U	UJ	UJ	0.25	P01
WBGss-047	WBGSS-047-0505-SO	8/7/1996	Grab Composite	Surface Soil	0 2 FT	Explosives	2,4,6-Trinitrotoluene	0.25	mg/kg	U	UJ	UJ	0.25	P01
WBGss-048	WBGSS-048-0506-SO	8/7/1996	Grab Composite	Surface Soil	0 2 FT	Explosives	2,4,6-Trinitrotoluene	0.25	mg/kg	U	UJ	UJ	0.25	P01
WBGss-049	WBGSS-049-0507-SO	8/7/1996	Grab Composite	Surface Soil	0 2 FT	Explosives	2,4,6-Trinitrotoluene	0.25	mg/kg	U	UJ	UJ	0.25	P01
WBGss-050	WBGSS-050-0508-SO	8/7/1996	Grab Composite	Surface Soil	0 1 FT	Explosives	2,4,6-Trinitrotoluene	0.25	mg/kg	U	UJ	UJ	0.25	P01
WBGss-052	WBGSS-052-0512-SO	8/7/1996	Grab Composite	Surface Soil	0 2 FT	Explosives	2,4,6-Trinitrotoluene	0.25	mg/kg	U	UJ	UJ	0.25	P01
WBGss-058	WBGSS-058-0520-SO	8/7/1996	Grab Composite	Surface Soil	0 1.4 FT	Explosives	2,4,6-Trinitrotoluene	0.25	mg/kg	U	UJ	UJ	0.25	P01
WBGss-063	WBGSS-063-0525-SO	8/7/1996	Grab Composite	Surface Soil	0 2 FT	Explosives	2,4,6-Trinitrotoluene	0.25	mg/kg	U	UJ	UJ	0.25	P01
WBGss-064	WBGSS-064-0526-SO	8/7/1996	Grab Composite	Surface Soil	0 2 FT	Explosives	2,4,6-Trinitrotoluene	0.25	mg/kg	U	UJ	UJ	0.25	P01
WBGss-168	WB0768	4/29/1998	Grab	Surface Soil	0 1 FT	Explosives	2,4-Dinitrotoluene	0.55	mg/kg		=	=	0.25	
WBGss-142	WB0731	4/22/1998	Grab Composite	Surface Soil	0 1 FT	Explosives	2,4-Dinitrotoluene	0.36	mg/kg		=	=	0.25	
WBGss-107	WB0696	4/23/1998	Grab Composite	Surface Soil	0 1 FT	Explosives	2,4-Dinitrotoluene	0.3	mg/kg		=	=	0.25	
WBGss-034	WBGSS-034-0491-SO	8/6/1996	Grab Composite	Surface Soil	0 2 FT	Explosives	2,4-Dinitrotoluene	0.31	mg/kg		J	J	0.25	D08,C05
WBGss-140	WB0729	4/22/1998	Grab Composite	Surface Soil	0 1 FT	Explosives	2,4-Dinitrotoluene	0.22	mg/kg	J	J	J	0.25	
WBGss-325	WB1004	8/8/2000	Grab	Soil	0 1 NA	Explosives	2,4-Dinitrotoluene	0.21	mg/kg	J	J	J	0.25	
WBG-247	WBG4162	10/22/2000	Grab	Surface Soil	0 1 FT	Explosives	2,4-Dinitrotoluene	0.18	mg/kg	J	J	J	0.25	
WBGss-389	WB2016	8/8/2000	Grab	Soil	0 1 NA	Explosives	2,4-Dinitrotoluene	0.18	mg/kg	J	J	J	0.25	
WBGss-314	WB1007	8/8/2000	Grab	Soil	0 1 NA	Explosives	2,4-Dinitrotoluene	0.17	mg/kg	J	J	J	0.25	
WBG-232	WBG4111	10/22/2000	Grab	Surface Soil	0 1 FT	Explosives	2,4-Dinitrotoluene	0.15	mg/kg	J	J	J	0.25	
WBGss-187	WB0912	5/6/1998	Grab	Surface Soil	0 1 FT	Explosives	2,4-Dinitrotoluene	0.14	mg/kg	J	J	J	0.25	
WBGss-141	WB0730	4/22/1998	Grab Composite	Surface Soil	0 1 FT	Explosives	2,4-Dinitrotoluene	0.12	mg/kg	J	J	J	0.25	
WBGss-388	WB2017	8/8/2000	Grab	Soil	0 1 NA	Explosives	2,4-Dinitrotoluene	0.085	mg/kg	J	J	J	0.25	
WBGss-122	WB0711	4/22/1998	Grab Composite	Surface Soil	0 1 FT	Explosives	2,4-Dinitrotoluene	0.065	mg/kg	J	J	J	0.25	
WBGss-326	WB1001	8/8/2000	Grab	Soil	0 1 NA	Explosives	2,4-Dinitrotoluene	0.063	mg/kg	J	J	J	0.25	
WBGss-390	WB2018	8/8/2000	Grab	Soil	0 1 NA	Explosives	2,4-Dinitrotoluene	0.26	mg/kg	U	U	U	0.26	
WBG-201	WBG4012	10/17/2000	Grab	Surface Soil	0 1 FT	Explosives	2,4-Dinitrotoluene	0.25	mg/kg	U	U	U	0.25	
WBG-203	WBG4018	10/22/2000	Grab	Surface Soil	0 1 FT	Explosives	2,4-Dinitrotoluene	0.25	mg/kg	U	U	U	0.25	
WBG-210	WBG4041	10/30/2000	Grab	Surface Soil	0 1 FT	Explosives	2,4-Dinitrotoluene	0.25	mg/kg	U	U	U	0.25	
WBG-212	WBG4049	10/18/2000	Grab	Surface Soil	0 1 FT	Explosives	2,4-Dinitrotoluene	0.25	mg/kg	U	U	U	0.25	
WBG-227	WBG4094	10/22/2000	Grab	Surface Soil	0 1 FT	Explosives	2,4-Dinitrotoluene	0.25	mg/kg	U	U	U	0.25	
WBG-234	WBG4119	10/19/2000	Grab	Surface Soil	0 1 FT	Explosives	2,4-Dinitrotoluene	0.25	mg/kg	U	U	U	0.25	
WBG-236	WBG4125	10/20/2000	Grab	Surface Soil	0 1 FT	Explosives	2,4-Dinitrotoluene	0.25	mg/kg	U	U	U	0.25	
WBG-237	WBG4128	10/22/2000	Grab	Surface Soil	0 1 FT	Explosives	2,4-Dinitrotoluene	0.25	mg/kg	U	U	U	0.25	
WBG-242	WBG4145	10/22/2000	Grab	Surface Soil	0 1 FT	Explosives	2,4-Dinitrotoluene	0.25	mg/kg	U	U	U	0.25	
WBG-254	WBG4187	10/16/2000	Grab	Surface Soil	0 1 FT	Explosives	2,4-Dinitrotoluene	0.25	mg/kg	U	U	U	0.25	
WBG-255	WBG4190	10/17/2000	Grab	Surface Soil	0 1 FT	Explosives	2,4-Dinitrotoluene	0.25	mg/kg	U	U	U	0.25	
WBG-257	WBG4196	10/30/2000	Grab	Surface Soil	0 1 FT	Explosives	2,4-Dinitrotoluene	0.25	mg/kg	U	U	U	0.25	
WBGss-041	WBGSS-041-0499-SO	7/31/1996	Grab	Surface Soil	0 0.5 FT	Explosives	2,4-Dinitrotoluene	0.25	mg/kg	U	U	U	0.25	
WBGss-194	WB0935	5/7/1998	Grab	Surface Soil	0 1 FT	Explosives	2,4-Dinitrotoluene	0.25	mg/kg	U	U	U	0.25	
WBGss-299	WB1009	8/8/2000	Grab	Soil	0 1 NA	Explosives	2,4-Dinitrotoluene	0.25	mg/kg	U	U	U	0.25	
WBGss-308	WB1008	8/8/2000	Grab	Soil	0 1 NA	Explosives	2,4-Dinitrotoluene	0.25	mg/kg	U	U	U	0.25	
WBGss-313	WB1006	8/8/2000	Grab	Soil	0 1 NA	Explosives	2,4-Dinitrotoluene	0.25	mg/kg	U	U	U	0.25	
WBGss-322	WB1003	8/8/2000	Grab	Soil	0 1 NA	Explosives	2,4-Dinitrotoluene	0.25	mg/kg	U	U	U	0.25	
WBGss-324	WB1002	8/8/2000	Grab	Soil	0 1 NA	Explosives	2,4-Dinitrotoluene	0.25	mg/kg	U	U	U	0.25	
WBGss-334	WB1005	8/8/2000	Grab	Soil	0 1 NA	Explosives	2,4-Dinitrotoluene	0.25	mg/kg	U	U	U	0.25	
WBGss-341	WB3019	8/9/2000	Grab	Soil	0 1 NA	Explosives	2,4-Dinitrotoluene	0.25	mg/kg	U	U	U	0.25	
WBGss-344	WB3020	8/9/2000	Grab	Soil	0 1 NA	Explosives	2,4-Dinitrotoluene	0.25	mg/kg	U	U	U	0.25	
WBGss-346	WB3022	8/9/2000	Grab	Soil	0 1 NA	Explosives	2,4-Dinitrotoluene	0.25	mg/kg	U	U	U	0.25	
WBGss-347	WB3023	8/9/2000	Grab	Soil	0 1 NA	Explosives	2,4-Dinitrotoluene	0.25	mg/kg	U	U	U	0.25	
WBGss-352	WB3021	8/9/2000	Grab	Soil	0 1 NA	Explosives	2,4-Dinitrotoluene	0.25	mg/kg	U	U	U	0.25	
WBGss-353	WB3024	8/9/2000	Grab	Soil	0 1 NA	Explosives	2,4-Dinitrotoluene	0.25	mg/kg	U	U	U	0.25	
WBGss-359	WB3027	8/9/2000	Grab	Soil	0 1 NA	Explosives	2,4-Dinitrotoluene	0.25	mg/kg	U	U	U	0.25	
WBGss-362	WB3025	8/9/2000	Grab	Soil	0 1 NA	Explosives	2,4-Dinitrotoluene	0.25	mg/kg	U	U	U	0.25	
WBGss-371	WB3026	8/9/2000	Grab	Soil	0 1 NA	Explosives	2,4-Dinitrotoluene	0.25	mg/kg	U	U	U	0.25	
WBGss-001	WBGSS-001-0456-SO	7/31/1996	Grab Composite	Surface Soil	0 2 FT	Explosives	2,4-Dinitrotoluene	0.25	mg/kg	U	U	U	0.25	
WBGss-002	WBGSS-002-0457-SO	7/31/1996	Grab Composite	Surface Soil	0 2 FT	Explosives	2,4-Dinitrotoluene	0.25	mg/kg	U	U	U	0.25	
WBGss-003	WBGSS-003-0458-SO	7/31/1996	Grab Composite	Surface Soil	0 2 FT	Explosives	2,4-Dinitrotoluene	0.25	mg/kg	U	U	U	0.25	

Station	Sample ID	Date Collected	Sample Type	Media	Depth	Analysis	Chemical	Results	Units	Lab Qual	Data Qual	Qual	Detection Limit	Validation Code
WBGss-004	WBGSS-004-0459-SO	7/30/1996	Grab Composite	Surface Soil	0 0.7 FT	Explosives	2,4-Dinitrotoluene	0.25	mg/kg	U	U	U	0.25	
WBGss-005	WBGSS-005-0460-SO	7/30/1996	Grab Composite	Surface Soil	0 2 FT	Explosives	2,4-Dinitrotoluene	0.25	mg/kg	U	U	U	0.25	
WBGss-006	WBGSS-006-0461-SO	7/30/1996	Grab Composite	Surface Soil	0 2 FT	Explosives	2,4-Dinitrotoluene	0.25	mg/kg	U	U	U	0.25	
WBGss-007	WBGSS-007-0462-SO	7/30/1996	Grab Composite	Surface Soil	0 2 FT	Explosives	2,4-Dinitrotoluene	0.25	mg/kg	U	U	U	0.25	
WBGss-008	WBGSS-008-0463-SO	7/30/1996	Grab Composite	Surface Soil	0 2 FT	Explosives	2,4-Dinitrotoluene	0.25	mg/kg	U	U	U	0.25	
WBGss-039	WBGSS-039-0496-SO	7/31/1996	Grab Composite	Surface Soil	0 2 FT	Explosives	2,4-Dinitrotoluene	0.25	mg/kg	U	U	U	0.25	
WBGss-040	WBGSS-040-0497-SO	7/31/1996	Grab Composite	Surface Soil	0 2 FT	Explosives	2,4-Dinitrotoluene	0.25	mg/kg	U	U	U	0.25	
WBGss-046	WBGSS-046-0504-SO	8/7/1996	Grab Composite	Surface Soil	0 2 FT	Explosives	2,4-Dinitrotoluene	0.25	mg/kg	U	U	U	0.25	
WBGss-047	WBGSS-047-0505-SO	8/7/1996	Grab Composite	Surface Soil	0 2 FT	Explosives	2,4-Dinitrotoluene	0.25	mg/kg	U	U	U	0.25	
WBGss-048	WBGSS-048-0506-SO	8/7/1996	Grab Composite	Surface Soil	0 2 FT	Explosives	2,4-Dinitrotoluene	0.25	mg/kg	U	U	U	0.25	
WBGss-049	WBGSS-049-0507-SO	8/7/1996	Grab Composite	Surface Soil	0 2 FT	Explosives	2,4-Dinitrotoluene	0.25	mg/kg	U	U	U	0.25	
WBGss-050	WBGSS-050-0508-SO	8/7/1996	Grab Composite	Surface Soil	0 1 FT	Explosives	2,4-Dinitrotoluene	0.25	mg/kg	U	U	U	0.25	
WBGss-051	WBGSS-051-0509-SO	8/8/1996	Grab Composite	Surface Soil	0 2 FT	Explosives	2,4-Dinitrotoluene	0.25	mg/kg	U	U	U	0.25	
WBGss-052	WBGSS-052-0512-SO	8/7/1996	Grab Composite	Surface Soil	0 2 FT	Explosives	2,4-Dinitrotoluene	0.25	mg/kg	U	U	U	0.25	
WBGss-054	WBGSS-054-0514-SO	8/8/1996	Grab Composite	Surface Soil	0 0.5 FT	Explosives	2,4-Dinitrotoluene	0.25	mg/kg	U	U	U	0.25	
WBGss-055	WBGSS-055-0515-SO	8/8/1996	Grab Composite	Surface Soil	0 2 FT	Explosives	2,4-Dinitrotoluene	0.25	mg/kg	U	U	U	0.25	
WBGss-056	WBGSS-056-0516-SO	8/8/1996	Grab Composite	Surface Soil	0 2 FT	Explosives	2,4-Dinitrotoluene	0.25	mg/kg	U	U	U	0.25	
WBGss-057	WBGSS-057-0517-SO	8/7/1996	Grab Composite	Surface Soil	0 2 FT	Explosives	2,4-Dinitrotoluene	0.25	mg/kg	U	U	U	0.25	
WBGss-058	WBGSS-058-0520-SO	8/7/1996	Grab Composite	Surface Soil	0 1.4 FT	Explosives	2,4-Dinitrotoluene	0.25	mg/kg	U	U	U	0.25	
WBGss-060	WBGSS-060-0522-SO	8/8/1996	Grab Composite	Surface Soil	0 2 FT	Explosives	2,4-Dinitrotoluene	0.25	mg/kg	U	U	U	0.25	
WBGss-061	WBGSS-061-0523-SO	8/8/1996	Grab Composite	Surface Soil	0 2 FT	Explosives	2,4-Dinitrotoluene	0.25	mg/kg	U	U	U	0.25	
WBGss-062	WBGSS-062-0524-SO	8/8/1996	Grab Composite	Surface Soil	0 2 FT	Explosives	2,4-Dinitrotoluene	0.25	mg/kg	U	U	U	0.25	
WBGss-063	WBGSS-063-0525-SO	8/7/1996	Grab Composite	Surface Soil	0 2 FT	Explosives	2,4-Dinitrotoluene	0.25	mg/kg	U	U	U	0.25	
WBGss-064	WBGSS-064-0526-SO	8/7/1996	Grab Composite	Surface Soil	0 2 FT	Explosives	2,4-Dinitrotoluene	0.25	mg/kg	U	U	U	0.25	
WBGss-102	WB0691	4/23/1998	Grab Composite	Surface Soil	0 1 FT	Explosives	2,4-Dinitrotoluene	0.25	mg/kg	U	U	U	0.25	
WBGss-104	WB0693	4/23/1998	Grab Composite	Surface Soil	0 1 FT	Explosives	2,4-Dinitrotoluene	0.25	mg/kg	U	U	U	0.25	
WBGss-106	WB0695	4/23/1998	Grab Composite	Surface Soil	0 1 FT	Explosives	2,4-Dinitrotoluene	0.25	mg/kg	U	U	U	0.25	
WBGss-108	WB0697	4/23/1998	Grab Composite	Surface Soil	0 1 FT	Explosives	2,4-Dinitrotoluene	0.25	mg/kg	U	U	U	0.25	
WBGss-113	WB0702	4/23/1998	Grab Composite	Surface Soil	0 1 FT	Explosives	2,4-Dinitrotoluene	0.25	mg/kg	U	U	U	0.25	
WBGss-116	WB0705	4/23/1998	Grab Composite	Surface Soil	0 1 FT	Explosives	2,4-Dinitrotoluene	0.25	mg/kg	U	U	U	0.25	
WBGss-117	WB0706	4/22/1998	Grab Composite	Surface Soil	0 1 FT	Explosives	2,4-Dinitrotoluene	0.25	mg/kg	U	U	U	0.25	
WBGss-129	WB0718	4/22/1998	Grab Composite	Surface Soil	0 1 FT	Explosives	2,4-Dinitrotoluene	0.25	mg/kg	U	U	U	0.25	
WBGss-134	WB0723	4/21/1998	Grab Composite	Surface Soil	0 1 FT	Explosives	2,4-Dinitrotoluene	0.25	mg/kg	U	U	U	0.25	
WBGss-144	WB0733	4/23/1998	Grab Composite	Surface Soil	0 1 FT	Explosives	2,4-Dinitrotoluene	0.25	mg/kg	U	U	U	0.25	
WBGss-178	WB0890	5/4/1998	Grab Composite	Surface Soil	0 1 FT	Explosives	2,4-Dinitrotoluene	0.25	mg/kg	U	U	U	0.25	
WBGss-069	WBGSS-069-0533-SO	8/9/1996	Grab Composite	Surface Soil	0 2 FT	Explosives	2,4-Dinitrotoluene	12.5	mg/kg	U	UJ	UJ	12.5	D08,C05
WBGss-009	WBGSS-009-0464-SO	8/5/1996	Grab Composite	Surface Soil	0 2 FT	Explosives	2,4-Dinitrotoluene	0.25	mg/kg	U	UJ	UJ	0.25	D08,C05
WBGss-010	WBGSS-010-0465-SO	8/5/1996	Grab Composite	Surface Soil	0 2 FT	Explosives	2,4-Dinitrotoluene	0.25	mg/kg	U	UJ	UJ	0.25	D08,C05
WBGss-011	WBGSS-011-0466-SO	8/5/1996	Grab Composite	Surface Soil	0 2 FT	Explosives	2,4-Dinitrotoluene	0.25	mg/kg	U	UJ	UJ	0.25	D08,C05
WBGss-012	WBGSS-012-0467-SO	8/5/1996	Grab Composite	Surface Soil	0 2 FT	Explosives	2,4-Dinitrotoluene	0.25	mg/kg	U	UJ	UJ	0.25	D08,C05
WBGss-013	WBGSS-013-0468-SO	8/5/1996	Grab Composite	Surface Soil	0 2 FT	Explosives	2,4-Dinitrotoluene	0.25	mg/kg	U	UJ	UJ	0.25	D08,C05
WBGss-014	WBGSS-014-0469-SO	8/8/1996	Grab Composite	Surface Soil	0 1.5 FT	Explosives	2,4-Dinitrotoluene	0.25	mg/kg	U	UJ	UJ	0.25	D08,C05
WBGss-015	WBGSS-015-0470-SO	8/5/1996	Grab Composite	Surface Soil	0 2 FT	Explosives	2,4-Dinitrotoluene	0.25	mg/kg	U	UJ	UJ	0.25	D08,C05
WBGss-016	WBGSS-016-0471-SO	8/6/1996	Grab Composite	Surface Soil	0 2 FT	Explosives	2,4-Dinitrotoluene	0.25	mg/kg	U	UJ	UJ	0.25	D08,C05
WBGss-017	WBGSS-017-0472-SO	8/6/1996	Grab Composite	Surface Soil	0 2 FT	Explosives	2,4-Dinitrotoluene	0.25	mg/kg	U	UJ	UJ	0.25	D08,C05
WBGss-018	WBGSS-018-0473-SO	8/6/1996	Grab Composite	Surface Soil	0 1.5 FT	Explosives	2,4-Dinitrotoluene	0.25	mg/kg	U	UJ	UJ	0.25	D08,C05
WBGss-019	WBGSS-019-0474-SO	8/6/1996	Grab Composite	Surface Soil	0 1.5 FT	Explosives	2,4-Dinitrotoluene	0.25	mg/kg	U	UJ	UJ	0.25	D08,C05
WBGss-020	WBGSS-020-0477-SO	8/5/1996	Grab Composite	Surface Soil	0 2 FT	Explosives	2,4-Dinitrotoluene	0.25	mg/kg	U	UJ	UJ	0.25	D08,C05
WBGss-021	WBGSS-021-0478-SO	8/5/1996	Grab Composite	Surface Soil	0 2 FT	Explosives	2,4-Dinitrotoluene	0.25	mg/kg	U	UJ	UJ	0.25	D08,C05
WBGss-022	WBGSS-022-0479-SO	8/5/1996	Grab Composite	Surface Soil	0 2 FT	Explosives	2,4-Dinitrotoluene	0.25	mg/kg	U	UJ	UJ	0.25	D08,C05
WBGss-023	WBGSS-023-0480-SO	8/5/1996	Grab Composite	Surface Soil	0 2 FT	Explosives	2,4-Dinitrotoluene	0.25	mg/kg	U	UJ	UJ	0.25	D08,C05
WBGss-024	WBGSS-024-0481-SO	8/5/1996	Grab Composite	Surface Soil	0 2 FT	Explosives	2,4-Dinitrotoluene	0.25	mg/kg	U	UJ	UJ	0.25	D08,C05
WBGss-025	WBGSS-025-0482-SO	8/5/1996	Grab Composite	Surface Soil	0 0.5 FT	Explosives	2,4-Dinitrotoluene	0.25	mg/kg	U	UJ	UJ	0.25	D08,C05
WBGss-026	WBGSS-026-0483-SO	8/6/1996	Grab Composite	Surface Soil	0 1.3 FT	Explosives	2,4-Dinitrotoluene	0.25	mg/kg	U	UJ	UJ	0.25	D08,C05
WBGss-027	WBGSS-027-0484-SO	8/6/1996	Grab Composite	Surface Soil	0 0.5 FT	Explosives	2,4-Dinitrotoluene	0.25	mg/kg	U	UJ	UJ	0.25	D08,C05
WBGss-028	WBGSS-028-0485-SO	8/7/1996	Grab Composite	Surface Soil	0 2 FT	Explosives	2,4-Dinitrotoluene	0.25	mg/kg	U	UJ	UJ	0.25	D08,C05
WBGss-029	WBGSS-029-0486-SO	8/7/1996	Grab Composite	Surface Soil	0 2 FT	Explosives	2,4-Dinitrotoluene	0.25	mg/kg	U	UJ	UJ	0.25	D08,C05
WBGss-030	WBGSS-030-0487-SO	8/7/1996	Grab Composite	Surface Soil	0 1.5 FT	Explosives	2,4-Dinitrotoluene	0.25	mg/kg	U	UJ	UJ	0.25	D08,C05
WBGss-031	WBGSS-031-0488-SO	8/7/1996	Grab Composite	Surface Soil	0 2 FT	Explosives	2,4-Dinitrotoluene	0.25	mg/kg	U	UJ	UJ	0.25	D08,C05
WBGss-032	WBGSS-032-0489-SO	8/7/1996	Grab Composite	Surface Soil	0 0.5 FT	Explosives	2,4-Dinitrotoluene	0.25	mg/kg	U	UJ	UJ	0.25	D08,C05
WBGss-033	WBGSS-033-0490-SO	8/6/1996	Grab Composite	Surface Soil	0 2 FT	Explosives	2,4-Dinitrotoluene	0.25	mg/kg	U	UJ	UJ	0.25	D08,C05
WBGss-035	WBGSS-035-0492-SO	8/6/1996	Grab Composite	Surface Soil	0 2 FT	Explosives	2,4-Dinitrotoluene	0.25	mg/kg	U	UJ	UJ	0.25	A01
WBGss-036	WBGSS-036-0493-SO	8/6/1996	Grab Composite	Surface Soil	0 2 FT	Explosives	2,4-Dinitrotoluene	0.25	mg/kg	U	UJ	UJ	0.25	D08,C05
WBGss-037	WBGSS-037-0494-SO	8/6/1996	Grab Composite	Surface Soil	0 2 FT	Explosives	2,4-Dinitrotoluene	0.25	mg/kg	U	UJ	UJ	0.25	D08,C05
WBGss-038	WBGSS-038-0495-SO	8/6/1996	Grab Composite	Surface Soil	0 2 FT	Explosives	2,4-Dinitrotoluene	0.25	mg/kg	U	UJ	UJ	0.25	D08,C05
WBGss-042	WBGSS-042-0500-SO	8/7/1996	Grab Composite	Surface Soil	0 2 FT	Explosives	2,4-Dinitrotoluene	0.25	mg/kg	U	UJ	UJ	0.25	D08,C05
WBGss-043	WBGSS-043-0501-SO	8/7/1996	Grab Composite	Surface Soil	0 2 FT	Explosives	2,4-Dinitrotoluene	0.25	mg/kg	U	UJ	UJ	0.25	D08,C05
WBGss-044	WBGSS-044-0502-SO	8/7/1996	Grab Composite	Surface Soil	0 2 FT	Explosives	2,4-Dinitrotoluene	0.25	mg/kg	U	UJ	UJ	0.25	D08,C05
WBGss-045	WBGSS-045-0503-SO	8/7/1996	Grab Composite	Surface Soil	0 1 FT	Explosives	2,4-Dinitrotoluene	0.25	mg/kg	U	UJ	UJ	0.25	D08,C05
WBGss-053	WBGSS-053-0513-SO	8/13/1996	Grab Composite	Surface Soil	0 2 FT	Explosives	2,4-Dinitrotoluene	0.25	mg/kg	U	UJ	UJ	0.25	D08,C05
WBGss-065	WBGSS-065-0527-SO	8/9/1996	Grab Composite	Surface Soil	0 2 FT	Explosives	2,4-Dinitrotoluene	0.25	mg/kg	U	UJ	UJ	0.25	D08,C05
WBGss-066	WBGSS-066-0528-SO	8/9/1996	Grab Composite	Surface Soil	0 2 FT	Explosives	2,4-Dinitrotoluene	0.25	mg/kg	U	UJ	UJ	0.25	D08,C05
WBGss-067	WBGSS-067-0529-SO	8/9/1996	Grab Composite	Surface Soil	0 2 FT	Explosives	2,4-Dinitrotoluene	0.25	mg/kg	U	UJ	UJ	0.25	D08,C05

Station	Sample ID	Date Collected	Sample Type	Media	Depth	Analysis	Chemical	Results	Units	Lab Qual	Data Qual	Qual	Detection Limit	Validation Code
WBGss-068	WBGSS-068-0532-SO	8/9/1996	Grab Composite	Surface Soil	0 2 FT	Explosives	2,4-Dinitrotoluene	0.25	mg/kg	U	UJ	UJ	0.25	D08,C05
WBGss-070	WBGSS-070-0534-SO	8/9/1996	Grab Composite	Surface Soil	0 2 FT	Explosives	2,4-Dinitrotoluene	0.25	mg/kg	U	UJ	UJ	0.25	D08,C05
WBGss-072	WBGSS-072-0536-SO	8/9/1996	Grab Composite	Surface Soil	0 2 FT	Explosives	2,4-Dinitrotoluene	0.25	mg/kg	U	UJ	UJ	0.25	D08,C05
WBGss-073	WBGSS-073-0537-SO	8/9/1996	Grab Composite	Surface Soil	0 2 FT	Explosives	2,4-Dinitrotoluene	0.25	mg/kg	U	UJ	UJ	0.25	D08,C05
WBGss-075	WBGSS-075-0539-SO	8/9/1996	Grab Composite	Surface Soil	0 2 FT	Explosives	2,4-Dinitrotoluene	0.25	mg/kg	U	UJ	UJ	0.25	D08,C05
WBGss-076	WBGSS-076-0541-SO	8/9/1996	Grab Composite	Surface Soil	0 2 FT	Explosives	2,4-Dinitrotoluene	0.25	mg/kg	U	UJ	UJ	0.25	D08,C05
WBGss-077	WBGSS-077-0542-SO	8/13/1996	Grab Composite	Surface Soil	0 0.8 FT	Explosives	2,4-Dinitrotoluene	0.25	mg/kg	U	UJ	UJ	0.25	D08,C05
WBGss-097	WBGSS-097-0564-SO	8/13/1996	Grab Composite	Surface Soil	0 2 FT	Explosives	2,4-Dinitrotoluene	0.25	mg/kg	U	UJ	UJ	0.25	D08,C05
WBGss-098	WBGSS-098-0565-SO	8/14/1996	Grab Composite	Surface Soil	0 2 FT	Explosives	2,4-Dinitrotoluene	0.25	mg/kg	U	UJ	UJ	0.25	D08,C05
WBGss-168	WB0768	4/29/1998	Grab	Surface Soil	0 1 FT	Explosives	2,6-Dinitrotoluene	0.62	mg/kg		=	=	0.25	
WBG-255	WBG4190	10/17/2000	Grab	Surface Soil	0 1 FT	Explosives	2,6-Dinitrotoluene	0.094	mg/kg	J	J	J	0.25	
WBGss-134	WB0723	4/21/1998	Grab Composite	Surface Soil	0 1 FT	Explosives	2,6-Dinitrotoluene	0.087	mg/kg	J	J	J	0.25	
WBGss-144	WB0733	4/23/1998	Grab Composite	Surface Soil	0 1 FT	Explosives	2,6-Dinitrotoluene	0.075	mg/kg	J	J	J	0.25	
WBGss-390	WB2018	8/8/2000	Grab	Soil	0 1 NA	Explosives	2,6-Dinitrotoluene	75	mg/kg	U	U	U	75	
WBGss-069	WBGSS-069-0533-SO	8/9/1996	Grab Composite	Surface Soil	0 2 FT	Explosives	2,6-Dinitrotoluene	13	mg/kg	U	U	U	13	
WBGss-041	WBGSS-041-0499-SO	7/31/1996	Grab	Surface Soil	0 0.5 FT	Explosives	2,6-Dinitrotoluene	0.26	mg/kg	U	U	U	0.26	
WBGss-001	WBGSS-001-0456-SO	7/31/1996	Grab Composite	Surface Soil	0 2 FT	Explosives	2,6-Dinitrotoluene	0.26	mg/kg	U	U	U	0.26	
WBGss-002	WBGSS-002-0457-SO	7/31/1996	Grab Composite	Surface Soil	0 2 FT	Explosives	2,6-Dinitrotoluene	0.26	mg/kg	U	U	U	0.26	
WBGss-003	WBGSS-003-0458-SO	7/31/1996	Grab Composite	Surface Soil	0 2 FT	Explosives	2,6-Dinitrotoluene	0.26	mg/kg	U	U	U	0.26	
WBGss-004	WBGSS-004-0459-SO	7/30/1996	Grab Composite	Surface Soil	0 0.7 FT	Explosives	2,6-Dinitrotoluene	0.26	mg/kg	U	U	U	0.26	
WBGss-005	WBGSS-005-0460-SO	7/30/1996	Grab Composite	Surface Soil	0 2 FT	Explosives	2,6-Dinitrotoluene	0.26	mg/kg	U	U	U	0.26	
WBGss-006	WBGSS-006-0461-SO	7/30/1996	Grab Composite	Surface Soil	0 2 FT	Explosives	2,6-Dinitrotoluene	0.26	mg/kg	U	U	U	0.26	
WBGss-007	WBGSS-007-0462-SO	7/30/1996	Grab Composite	Surface Soil	0 2 FT	Explosives	2,6-Dinitrotoluene	0.26	mg/kg	U	U	U	0.26	
WBGss-008	WBGSS-008-0463-SO	7/30/1996	Grab Composite	Surface Soil	0 2 FT	Explosives	2,6-Dinitrotoluene	0.26	mg/kg	U	U	U	0.26	
WBGss-009	WBGSS-009-0464-SO	8/5/1996	Grab Composite	Surface Soil	0 2 FT	Explosives	2,6-Dinitrotoluene	0.26	mg/kg	U	U	U	0.26	
WBGss-010	WBGSS-010-0465-SO	8/5/1996	Grab Composite	Surface Soil	0 2 FT	Explosives	2,6-Dinitrotoluene	0.26	mg/kg	U	U	U	0.26	
WBGss-011	WBGSS-011-0466-SO	8/5/1996	Grab Composite	Surface Soil	0 2 FT	Explosives	2,6-Dinitrotoluene	0.26	mg/kg	U	U	U	0.26	
WBGss-012	WBGSS-012-0467-SO	8/5/1996	Grab Composite	Surface Soil	0 2 FT	Explosives	2,6-Dinitrotoluene	0.26	mg/kg	U	U	U	0.26	
WBGss-013	WBGSS-013-0468-SO	8/5/1996	Grab Composite	Surface Soil	0 2 FT	Explosives	2,6-Dinitrotoluene	0.26	mg/kg	U	U	U	0.26	
WBGss-014	WBGSS-014-0469-SO	8/8/1996	Grab Composite	Surface Soil	0 1.5 FT	Explosives	2,6-Dinitrotoluene	0.26	mg/kg	U	U	U	0.26	
WBGss-015	WBGSS-015-0470-SO	8/5/1996	Grab Composite	Surface Soil	0 2 FT	Explosives	2,6-Dinitrotoluene	0.26	mg/kg	U	U	U	0.26	
WBGss-016	WBGSS-016-0471-SO	8/6/1996	Grab Composite	Surface Soil	0 2 FT	Explosives	2,6-Dinitrotoluene	0.26	mg/kg	U	U	U	0.26	
WBGss-017	WBGSS-017-0472-SO	8/6/1996	Grab Composite	Surface Soil	0 2 FT	Explosives	2,6-Dinitrotoluene	0.26	mg/kg	U	U	U	0.26	
WBGss-018	WBGSS-018-0473-SO	8/6/1996	Grab Composite	Surface Soil	0 1.5 FT	Explosives	2,6-Dinitrotoluene	0.26	mg/kg	U	U	U	0.26	
WBGss-019	WBGSS-019-0474-SO	8/6/1996	Grab Composite	Surface Soil	0 1.5 FT	Explosives	2,6-Dinitrotoluene	0.26	mg/kg	U	U	U	0.26	
WBGss-020	WBGSS-020-0477-SO	8/5/1996	Grab Composite	Surface Soil	0 2 FT	Explosives	2,6-Dinitrotoluene	0.26	mg/kg	U	U	U	0.26	
WBGss-021	WBGSS-021-0478-SO	8/5/1996	Grab Composite	Surface Soil	0 2 FT	Explosives	2,6-Dinitrotoluene	0.26	mg/kg	U	U	U	0.26	
WBGss-022	WBGSS-022-0479-SO	8/5/1996	Grab Composite	Surface Soil	0 2 FT	Explosives	2,6-Dinitrotoluene	0.26	mg/kg	U	U	U	0.26	
WBGss-023	WBGSS-023-0480-SO	8/5/1996	Grab Composite	Surface Soil	0 2 FT	Explosives	2,6-Dinitrotoluene	0.26	mg/kg	U	U	U	0.26	
WBGss-024	WBGSS-024-0481-SO	8/5/1996	Grab Composite	Surface Soil	0 2 FT	Explosives	2,6-Dinitrotoluene	0.26	mg/kg	U	U	U	0.26	
WBGss-025	WBGSS-025-0482-SO	8/5/1996	Grab Composite	Surface Soil	0 0.5 FT	Explosives	2,6-Dinitrotoluene	0.26	mg/kg	U	U	U	0.26	
WBGss-026	WBGSS-026-0483-SO	8/6/1996	Grab Composite	Surface Soil	0 1.3 FT	Explosives	2,6-Dinitrotoluene	0.26	mg/kg	U	U	U	0.26	
WBGss-027	WBGSS-027-0484-SO	8/6/1996	Grab Composite	Surface Soil	0 0.5 FT	Explosives	2,6-Dinitrotoluene	0.26	mg/kg	U	U	U	0.26	
WBGss-028	WBGSS-028-0485-SO	8/7/1996	Grab Composite	Surface Soil	0 2 FT	Explosives	2,6-Dinitrotoluene	0.26	mg/kg	U	U	U	0.26	
WBGss-029	WBGSS-029-0486-SO	8/7/1996	Grab Composite	Surface Soil	0 2 FT	Explosives	2,6-Dinitrotoluene	0.26	mg/kg	U	U	U	0.26	
WBGss-030	WBGSS-030-0487-SO	8/7/1996	Grab Composite	Surface Soil	0 1.5 FT	Explosives	2,6-Dinitrotoluene	0.26	mg/kg	U	U	U	0.26	
WBGss-031	WBGSS-031-0488-SO	8/7/1996	Grab Composite	Surface Soil	0 2 FT	Explosives	2,6-Dinitrotoluene	0.26	mg/kg	U	U	U	0.26	
WBGss-032	WBGSS-032-0489-SO	8/7/1996	Grab Composite	Surface Soil	0 0.5 FT	Explosives	2,6-Dinitrotoluene	0.26	mg/kg	U	U	U	0.26	
WBGss-033	WBGSS-033-0490-SO	8/6/1996	Grab Composite	Surface Soil	0 2 FT	Explosives	2,6-Dinitrotoluene	0.26	mg/kg	U	U	U	0.26	
WBGss-034	WBGSS-034-0491-SO	8/6/1996	Grab Composite	Surface Soil	0 2 FT	Explosives	2,6-Dinitrotoluene	0.26	mg/kg	U	U	U	0.26	
WBGss-036	WBGSS-036-0493-SO	8/6/1996	Grab Composite	Surface Soil	0 2 FT	Explosives	2,6-Dinitrotoluene	0.26	mg/kg	U	U	U	0.26	
WBGss-037	WBGSS-037-0494-SO	8/6/1996	Grab Composite	Surface Soil	0 2 FT	Explosives	2,6-Dinitrotoluene	0.26	mg/kg	U	U	U	0.26	
WBGss-038	WBGSS-038-0495-SO	8/6/1996	Grab Composite	Surface Soil	0 2 FT	Explosives	2,6-Dinitrotoluene	0.26	mg/kg	U	U	U	0.26	
WBGss-039	WBGSS-039-0496-SO	7/31/1996	Grab Composite	Surface Soil	0 2 FT	Explosives	2,6-Dinitrotoluene	0.26	mg/kg	U	U	U	0.26	
WBGss-040	WBGSS-040-0497-SO	7/31/1996	Grab Composite	Surface Soil	0 2 FT	Explosives	2,6-Dinitrotoluene	0.26	mg/kg	U	U	U	0.26	
WBGss-042	WBGSS-042-0500-SO	8/7/1996	Grab Composite	Surface Soil	0 2 FT	Explosives	2,6-Dinitrotoluene	0.26	mg/kg	U	U	U	0.26	
WBGss-043	WBGSS-043-0501-SO	8/7/1996	Grab Composite	Surface Soil	0 2 FT	Explosives	2,6-Dinitrotoluene	0.26	mg/kg	U	U	U	0.26	
WBGss-044	WBGSS-044-0502-SO	8/7/1996	Grab Composite	Surface Soil	0 2 FT	Explosives	2,6-Dinitrotoluene	0.26	mg/kg	U	U	U	0.26	
WBGss-045	WBGSS-045-0503-SO	8/7/1996	Grab Composite	Surface Soil	0 1 FT	Explosives	2,6-Dinitrotoluene	0.26	mg/kg	U	U	U	0.26	
WBGss-046	WBGSS-046-0504-SO	8/7/1996	Grab Composite	Surface Soil	0 2 FT	Explosives	2,6-Dinitrotoluene	0.26	mg/kg	U	U	U	0.26	
WBGss-047	WBGSS-047-0505-SO	8/7/1996	Grab Composite	Surface Soil	0 2 FT	Explosives	2,6-Dinitrotoluene	0.26	mg/kg	U	U	U	0.26	
WBGss-048	WBGSS-048-0506-SO	8/7/1996	Grab Composite	Surface Soil	0 2 FT	Explosives	2,6-Dinitrotoluene	0.26	mg/kg	U	U	U	0.26	
WBGss-049	WBGSS-049-0507-SO	8/7/1996	Grab Composite	Surface Soil	0 2 FT	Explosives	2,6-Dinitrotoluene	0.26	mg/kg	U	U	U	0.26	
WBGss-050	WBGSS-050-0508-SO	8/7/1996	Grab Composite	Surface Soil	0 1 FT	Explosives	2,6-Dinitrotoluene	0.26	mg/kg	U	U	U	0.26	
WBGss-051	WBGSS-051-0509-SO	8/8/1996	Grab Composite	Surface Soil	0 2 FT	Explosives	2,6-Dinitrotoluene	0.26	mg/kg	U	U	U	0.26	
WBGss-052	WBGSS-052-0512-SO	8/7/1996	Grab Composite	Surface Soil	0 2 FT	Explosives	2,6-Dinitrotoluene	0.26	mg/kg	U	U	U	0.26	
WBGss-053	WBGSS-053-0513-SO	8/13/1996	Grab Composite	Surface Soil	0 2 FT	Explosives	2,6-Dinitrotoluene	0.26	mg/kg	U	U	U	0.26	
WBGss-054	WBGSS-054-0514-SO	8/8/1996	Grab Composite	Surface Soil	0 0.5 FT	Explosives	2,6-Dinitrotoluene	0.26	mg/kg	U	U	U	0.26	
WBGss-055	WBGSS-055-0515-SO	8/8/1996	Grab Composite	Surface Soil	0 2 FT	Explosives	2,6-Dinitrotoluene	0.26	mg/kg	U	U	U	0.26	
WBGss-056	WBGSS-056-0516-SO	8/8/1996	Grab Composite	Surface Soil	0 2 FT	Explosives	2,6-Dinitrotoluene	0.26	mg/kg	U	U	U	0.26	
WBGss-057	WBGSS-057-0517-SO	8/7/1996	Grab Composite	Surface Soil	0 2 FT	Explosives	2,6-Dinitrotoluene	0.26	mg/kg	U	U	U	0.26	
WBGss-058	WBGSS-058-0520-SO	8/7/1996	Grab Composite	Surface Soil	0 1.4 FT	Explosives	2,6-Dinitrotoluene	0.26	mg/kg	U	U	U	0.26	
WBGss-060	WBGSS-060-0522-SO	8/8/1996	Grab Composite	Surface Soil	0 2 FT	Explosives	2,6-Dinitrotoluene	0.26	mg/kg	U	U	U	0.26	

Station	Sample ID	Date Collected	Sample Type	Media	Depth	Analysis	Chemical	Results	Units	Lab Qual	Data Qual	Qual	Detection Limit	Validation Code
WBGss-061	WBGSS-061-0523-SO	8/8/1996	Grab Composite	Surface Soil	0 2 FT	Explosives	2,6-Dinitrotoluene	0.26	mg/kg	U	U	U	0.26	
WBGss-062	WBGSS-062-0524-SO	8/8/1996	Grab Composite	Surface Soil	0 2 FT	Explosives	2,6-Dinitrotoluene	0.26	mg/kg	U	U	U	0.26	
WBGss-063	WBGSS-063-0525-SO	8/7/1996	Grab Composite	Surface Soil	0 2 FT	Explosives	2,6-Dinitrotoluene	0.26	mg/kg	U	U	U	0.26	
WBGss-064	WBGSS-064-0526-SO	8/7/1996	Grab Composite	Surface Soil	0 2 FT	Explosives	2,6-Dinitrotoluene	0.26	mg/kg	U	U	U	0.26	
WBGss-065	WBGSS-065-0527-SO	8/9/1996	Grab Composite	Surface Soil	0 2 FT	Explosives	2,6-Dinitrotoluene	0.26	mg/kg	U	U	U	0.26	
WBGss-066	WBGSS-066-0528-SO	8/9/1996	Grab Composite	Surface Soil	0 2 FT	Explosives	2,6-Dinitrotoluene	0.26	mg/kg	U	U	U	0.26	
WBGss-067	WBGSS-067-0529-SO	8/9/1996	Grab Composite	Surface Soil	0 2 FT	Explosives	2,6-Dinitrotoluene	0.26	mg/kg	U	U	U	0.26	
WBGss-068	WBGSS-068-0532-SO	8/9/1996	Grab Composite	Surface Soil	0 2 FT	Explosives	2,6-Dinitrotoluene	0.26	mg/kg	U	U	U	0.26	
WBGss-070	WBGSS-070-0534-SO	8/9/1996	Grab Composite	Surface Soil	0 2 FT	Explosives	2,6-Dinitrotoluene	0.26	mg/kg	U	U	U	0.26	
WBGss-072	WBGSS-072-0536-SO	8/9/1996	Grab Composite	Surface Soil	0 2 FT	Explosives	2,6-Dinitrotoluene	0.26	mg/kg	U	U	U	0.26	
WBGss-073	WBGSS-073-0537-SO	8/9/1996	Grab Composite	Surface Soil	0 2 FT	Explosives	2,6-Dinitrotoluene	0.26	mg/kg	U	U	U	0.26	
WBGss-075	WBGSS-075-0539-SO	8/9/1996	Grab Composite	Surface Soil	0 2 FT	Explosives	2,6-Dinitrotoluene	0.26	mg/kg	U	U	U	0.26	
WBGss-076	WBGSS-076-0541-SO	8/9/1996	Grab Composite	Surface Soil	0 2 FT	Explosives	2,6-Dinitrotoluene	0.26	mg/kg	U	U	U	0.26	
WBGss-077	WBGSS-077-0542-SO	8/13/1996	Grab Composite	Surface Soil	0 0.8 FT	Explosives	2,6-Dinitrotoluene	0.26	mg/kg	U	U	U	0.26	
WBGss-097	WBGSS-097-0564-SO	8/13/1996	Grab Composite	Surface Soil	0 2 FT	Explosives	2,6-Dinitrotoluene	0.26	mg/kg	U	U	U	0.26	
WBGss-098	WBGSS-098-0565-SO	8/14/1996	Grab Composite	Surface Soil	0 2 FT	Explosives	2,6-Dinitrotoluene	0.26	mg/kg	U	U	U	0.26	
WBG-201	WBG4012	10/17/2000	Grab	Surface Soil	0 1 FT	Explosives	2,6-Dinitrotoluene	0.25	mg/kg	U	U	U	0.25	
WBG-203	WBG4018	10/22/2000	Grab	Surface Soil	0 1 FT	Explosives	2,6-Dinitrotoluene	0.25	mg/kg	U	U	U	0.25	
WBG-210	WBG4041	10/30/2000	Grab	Surface Soil	0 1 FT	Explosives	2,6-Dinitrotoluene	0.25	mg/kg	U	U	U	0.25	
WBG-212	WBG4049	10/18/2000	Grab	Surface Soil	0 1 FT	Explosives	2,6-Dinitrotoluene	0.25	mg/kg	U	U	U	0.25	
WBG-227	WBG4094	10/22/2000	Grab	Surface Soil	0 1 FT	Explosives	2,6-Dinitrotoluene	0.25	mg/kg	U	U	U	0.25	
WBG-232	WBG4111	10/22/2000	Grab	Surface Soil	0 1 FT	Explosives	2,6-Dinitrotoluene	0.25	mg/kg	U	U	U	0.25	
WBG-234	WBG4119	10/19/2000	Grab	Surface Soil	0 1 FT	Explosives	2,6-Dinitrotoluene	0.25	mg/kg	U	U	U	0.25	
WBG-236	WBG4125	10/20/2000	Grab	Surface Soil	0 1 FT	Explosives	2,6-Dinitrotoluene	0.25	mg/kg	U	U	U	0.25	
WBG-237	WBG4128	10/22/2000	Grab	Surface Soil	0 1 FT	Explosives	2,6-Dinitrotoluene	0.25	mg/kg	U	U	U	0.25	
WBG-242	WBG4145	10/22/2000	Grab	Surface Soil	0 1 FT	Explosives	2,6-Dinitrotoluene	0.25	mg/kg	U	U	U	0.25	
WBG-247	WBG4162	10/22/2000	Grab	Surface Soil	0 1 FT	Explosives	2,6-Dinitrotoluene	0.25	mg/kg	U	U	U	0.25	
WBG-254	WBG4187	10/16/2000	Grab	Surface Soil	0 1 FT	Explosives	2,6-Dinitrotoluene	0.25	mg/kg	U	U	U	0.25	
WBG-257	WBG4196	10/30/2000	Grab	Surface Soil	0 1 FT	Explosives	2,6-Dinitrotoluene	0.25	mg/kg	U	U	U	0.25	
WBGss-187	WB0912	5/6/1998	Grab	Surface Soil	0 1 FT	Explosives	2,6-Dinitrotoluene	0.25	mg/kg	U	U	U	0.25	
WBGss-194	WB0935	5/7/1998	Grab	Surface Soil	0 1 FT	Explosives	2,6-Dinitrotoluene	0.25	mg/kg	U	U	U	0.25	
WBGss-299	WB1009	8/8/2000	Grab	Soil	0 1 NA	Explosives	2,6-Dinitrotoluene	0.25	mg/kg	U	U	U	0.25	
WBGss-308	WB1008	8/8/2000	Grab	Soil	0 1 NA	Explosives	2,6-Dinitrotoluene	0.25	mg/kg	U	U	U	0.25	
WBGss-313	WB1006	8/8/2000	Grab	Soil	0 1 NA	Explosives	2,6-Dinitrotoluene	0.25	mg/kg	U	U	U	0.25	
WBGss-314	WB1007	8/8/2000	Grab	Soil	0 1 NA	Explosives	2,6-Dinitrotoluene	0.25	mg/kg	U	U	U	0.25	
WBGss-322	WB1003	8/8/2000	Grab	Soil	0 1 NA	Explosives	2,6-Dinitrotoluene	0.25	mg/kg	U	U	U	0.25	
WBGss-324	WB1002	8/8/2000	Grab	Soil	0 1 NA	Explosives	2,6-Dinitrotoluene	0.25	mg/kg	U	U	U	0.25	
WBGss-325	WB1004	8/8/2000	Grab	Soil	0 1 NA	Explosives	2,6-Dinitrotoluene	0.25	mg/kg	U	U	U	0.25	
WBGss-326	WB1001	8/8/2000	Grab	Soil	0 1 NA	Explosives	2,6-Dinitrotoluene	0.25	mg/kg	U	U	U	0.25	
WBGss-334	WB1005	8/8/2000	Grab	Soil	0 1 NA	Explosives	2,6-Dinitrotoluene	0.25	mg/kg	U	U	U	0.25	
WBGss-341	WB3019	8/9/2000	Grab	Soil	0 1 NA	Explosives	2,6-Dinitrotoluene	0.25	mg/kg	U	U	U	0.25	
WBGss-344	WB3020	8/9/2000	Grab	Soil	0 1 NA	Explosives	2,6-Dinitrotoluene	0.25	mg/kg	U	U	U	0.25	
WBGss-346	WB3022	8/9/2000	Grab	Soil	0 1 NA	Explosives	2,6-Dinitrotoluene	0.25	mg/kg	U	U	U	0.25	
WBGss-347	WB3023	8/9/2000	Grab	Soil	0 1 NA	Explosives	2,6-Dinitrotoluene	0.25	mg/kg	U	U	U	0.25	
WBGss-352	WB3021	8/9/2000	Grab	Soil	0 1 NA	Explosives	2,6-Dinitrotoluene	0.25	mg/kg	U	U	U	0.25	
WBGss-353	WB3024	8/9/2000	Grab	Soil	0 1 NA	Explosives	2,6-Dinitrotoluene	0.25	mg/kg	U	U	U	0.25	
WBGss-359	WB3027	8/9/2000	Grab	Soil	0 1 NA	Explosives	2,6-Dinitrotoluene	0.25	mg/kg	U	U	U	0.25	
WBGss-362	WB3025	8/9/2000	Grab	Soil	0 1 NA	Explosives	2,6-Dinitrotoluene	0.25	mg/kg	U	U	U	0.25	
WBGss-371	WB3026	8/9/2000	Grab	Soil	0 1 NA	Explosives	2,6-Dinitrotoluene	0.25	mg/kg	U	U	U	0.25	
WBGss-388	WB2017	8/8/2000	Grab	Soil	0 1 NA	Explosives	2,6-Dinitrotoluene	0.25	mg/kg	U	U	U	0.25	
WBGss-389	WB2016	8/8/2000	Grab	Soil	0 1 NA	Explosives	2,6-Dinitrotoluene	0.25	mg/kg	U	U	U	0.25	
WBGss-102	WB0691	4/23/1998	Grab Composite	Surface Soil	0 1 FT	Explosives	2,6-Dinitrotoluene	0.25	mg/kg	U	U	U	0.25	
WBGss-104	WB0693	4/23/1998	Grab Composite	Surface Soil	0 1 FT	Explosives	2,6-Dinitrotoluene	0.25	mg/kg	U	U	U	0.25	
WBGss-106	WB0695	4/23/1998	Grab Composite	Surface Soil	0 1 FT	Explosives	2,6-Dinitrotoluene	0.25	mg/kg	U	U	U	0.25	
WBGss-107	WB0696	4/23/1998	Grab Composite	Surface Soil	0 1 FT	Explosives	2,6-Dinitrotoluene	0.25	mg/kg	U	U	U	0.25	
WBGss-108	WB0697	4/23/1998	Grab Composite	Surface Soil	0 1 FT	Explosives	2,6-Dinitrotoluene	0.25	mg/kg	U	U	U	0.25	
WBGss-113	WB0702	4/23/1998	Grab Composite	Surface Soil	0 1 FT	Explosives	2,6-Dinitrotoluene	0.25	mg/kg	U	U	U	0.25	
WBGss-116	WB0705	4/23/1998	Grab Composite	Surface Soil	0 1 FT	Explosives	2,6-Dinitrotoluene	0.25	mg/kg	U	U	U	0.25	
WBGss-117	WB0706	4/22/1998	Grab Composite	Surface Soil	0 1 FT	Explosives	2,6-Dinitrotoluene	0.25	mg/kg	U	U	U	0.25	
WBGss-122	WB0711	4/22/1998	Grab Composite	Surface Soil	0 1 FT	Explosives	2,6-Dinitrotoluene	0.25	mg/kg	U	U	U	0.25	
WBGss-129	WB0718	4/22/1998	Grab Composite	Surface Soil	0 1 FT	Explosives	2,6-Dinitrotoluene	0.25	mg/kg	U	U	U	0.25	
WBGss-140	WB0729	4/22/1998	Grab Composite	Surface Soil	0 1 FT	Explosives	2,6-Dinitrotoluene	0.25	mg/kg	U	U	U	0.25	
WBGss-141	WB0730	4/22/1998	Grab Composite	Surface Soil	0 1 FT	Explosives	2,6-Dinitrotoluene	0.25	mg/kg	U	U	U	0.25	
WBGss-142	WB0731	4/22/1998	Grab Composite	Surface Soil	0 1 FT	Explosives	2,6-Dinitrotoluene	0.25	mg/kg	U	U	U	0.25	
WBGss-178	WB0890	5/4/1998	Grab Composite	Surface Soil	0 1 FT	Explosives	2,6-Dinitrotoluene	0.25	mg/kg	U	U	U	0.25	
WBGss-035	WBGSS-035-0492-SO	8/6/1996	Grab Composite	Surface Soil	0 2 FT	Explosives	2,6-Dinitrotoluene	0.26	mg/kg	U	UJ	UJ	0.26	A01
WBG-247	WBG4162	10/22/2000	Grab	Surface Soil	0 1 FT	Explosives	2-Amino-4,6-Dinitrotoluene	0.97	mg/kg		=	=	0.25	
WBG-255	WBG4190	10/17/2000	Grab	Surface Soil	0 1 FT	Explosives	2-Amino-4,6-Dinitrotoluene	0.22	mg/kg	J	J	J	0.25	
WBG-201	WBG4012	10/17/2000	Grab	Surface Soil	0 1 FT	Explosives	2-Amino-4,6-Dinitrotoluene	0.11	mg/kg	J	J	J	0.25	
WBG-242	WBG4145	10/22/2000	Grab	Surface Soil	0 1 FT	Explosives	2-Amino-4,6-Dinitrotoluene	0.099	mg/kg	J	J	J	0.25	
WBG-203	WBG4018	10/22/2000	Grab	Surface Soil	0 1 FT	Explosives	2-Amino-4,6-Dinitrotoluene	0.25	mg/kg	U	U	U	0.25	
WBG-210	WBG4041	10/30/2000	Grab	Surface Soil	0 1 FT	Explosives	2-Amino-4,6-Dinitrotoluene	0.25	mg/kg	U	U	U	0.25	
WBG-212	WBG4049	10/18/2000	Grab	Surface Soil	0 1 FT	Explosives	2-Amino-4,6-Dinitrotoluene	0.25	mg/kg	U	U	U	0.25	

Station	Sample ID	Date Collected	Sample Type	Media	Depth	Analysis	Chemical	Results	Units	Lab Qual	Data Qual	Qual	Detection Limit	Validation Code
WBG-227	WBG4094	10/22/2000	Grab	Surface Soil	0 1 FT	Explosives	2-Amino-4,6-Dinitrotoluene	0.25	mg/kg	U	U	U	0.25	
WBG-232	WBG4111	10/22/2000	Grab	Surface Soil	0 1 FT	Explosives	2-Amino-4,6-Dinitrotoluene	0.25	mg/kg	U	U	U	0.25	
WBG-234	WBG4119	10/19/2000	Grab	Surface Soil	0 1 FT	Explosives	2-Amino-4,6-Dinitrotoluene	0.25	mg/kg	U	U	U	0.25	
WBG-236	WBG4125	10/20/2000	Grab	Surface Soil	0 1 FT	Explosives	2-Amino-4,6-Dinitrotoluene	0.25	mg/kg	U	U	U	0.25	
WBG-237	WBG4128	10/22/2000	Grab	Surface Soil	0 1 FT	Explosives	2-Amino-4,6-Dinitrotoluene	0.25	mg/kg	U	U	U	0.25	
WBG-254	WBG4187	10/16/2000	Grab	Surface Soil	0 1 FT	Explosives	2-Amino-4,6-Dinitrotoluene	0.25	mg/kg	U	U	U	0.25	
WBG-257	WBG4196	10/30/2000	Grab	Surface Soil	0 1 FT	Explosives	2-Amino-4,6-Dinitrotoluene	0.25	mg/kg	U	U	U	0.25	
WBGss-122	WB0711	4/22/1998	Grab Composite	Surface Soil	0 1 FT	Explosives	2-Nitrotoluene	0.17	mg/kg	J	J	J	0.25	
WBGss-102	WB0691	4/23/1998	Grab Composite	Surface Soil	0 1 FT	Explosives	2-Nitrotoluene	0.074	mg/kg	J	J	J	0.25	
WBGss-168	WB0768	4/29/1998	Grab	Surface Soil	0 1 FT	Explosives	2-Nitrotoluene	62	mg/kg	U	U	U	62	
WBGss-140	WB0729	4/22/1998	Grab Composite	Surface Soil	0 1 FT	Explosives	2-Nitrotoluene	25	mg/kg	U	U	U	25	
WBGss-069	WBGSS-069-0533-SO	8/9/1996	Grab Composite	Surface Soil	0 2 FT	Explosives	2-Nitrotoluene	12.5	mg/kg	U	U	U	12.5	
WBGss-142	WB0731	4/22/1998	Grab Composite	Surface Soil	0 1 FT	Explosives	2-Nitrotoluene	6.2	mg/kg	U	U	U	6.2	
WBG-212	WBG4049	10/18/2000	Grab	Surface Soil	0 1 FT	Explosives	2-Nitrotoluene	0.84	mg/kg	U	U	U	0.84	
WBG-201	WBG4012	10/17/2000	Grab	Surface Soil	0 1 FT	Explosives	2-Nitrotoluene	0.25	mg/kg	U	U	U	0.25	
WBG-203	WBG4018	10/22/2000	Grab	Surface Soil	0 1 FT	Explosives	2-Nitrotoluene	0.25	mg/kg	U	U	U	0.25	
WBG-210	WBG4041	10/30/2000	Grab	Surface Soil	0 1 FT	Explosives	2-Nitrotoluene	0.25	mg/kg	U	U	U	0.25	
WBG-227	WBG4094	10/22/2000	Grab	Surface Soil	0 1 FT	Explosives	2-Nitrotoluene	0.25	mg/kg	U	U	U	0.25	
WBG-232	WBG4111	10/22/2000	Grab	Surface Soil	0 1 FT	Explosives	2-Nitrotoluene	0.25	mg/kg	U	U	U	0.25	
WBG-234	WBG4119	10/19/2000	Grab	Surface Soil	0 1 FT	Explosives	2-Nitrotoluene	0.25	mg/kg	U	U	U	0.25	
WBG-236	WBG4125	10/20/2000	Grab	Surface Soil	0 1 FT	Explosives	2-Nitrotoluene	0.25	mg/kg	U	U	U	0.25	
WBG-237	WBG4128	10/22/2000	Grab	Surface Soil	0 1 FT	Explosives	2-Nitrotoluene	0.25	mg/kg	U	U	U	0.25	
WBG-242	WBG4145	10/22/2000	Grab	Surface Soil	0 1 FT	Explosives	2-Nitrotoluene	0.25	mg/kg	U	U	U	0.25	
WBG-247	WBG4162	10/22/2000	Grab	Surface Soil	0 1 FT	Explosives	2-Nitrotoluene	0.25	mg/kg	U	U	U	0.25	
WBG-254	WBG4187	10/16/2000	Grab	Surface Soil	0 1 FT	Explosives	2-Nitrotoluene	0.25	mg/kg	U	U	U	0.25	
WBG-255	WBG4190	10/17/2000	Grab	Surface Soil	0 1 FT	Explosives	2-Nitrotoluene	0.25	mg/kg	U	U	U	0.25	
WBG-257	WBG4196	10/30/2000	Grab	Surface Soil	0 1 FT	Explosives	2-Nitrotoluene	0.25	mg/kg	U	U	U	0.25	
WBGss-041	WBGSS-041-0499-SO	7/31/1996	Grab	Surface Soil	0 0.5 FT	Explosives	2-Nitrotoluene	0.25	mg/kg	U	U	U	0.25	
WBGss-187	WB0912	5/6/1998	Grab	Surface Soil	0 1 FT	Explosives	2-Nitrotoluene	0.25	mg/kg	U	U	U	0.25	
WBGss-194	WB0935	5/7/1998	Grab	Surface Soil	0 1 FT	Explosives	2-Nitrotoluene	0.25	mg/kg	U	U	U	0.25	
WBGss-299	WB1009	8/8/2000	Grab	Soil	0 1 NA	Explosives	2-Nitrotoluene	0.25	mg/kg	U	U	U	0.25	
WBGss-308	WB1008	8/8/2000	Grab	Soil	0 1 NA	Explosives	2-Nitrotoluene	0.25	mg/kg	U	U	U	0.25	
WBGss-313	WB1006	8/8/2000	Grab	Soil	0 1 NA	Explosives	2-Nitrotoluene	0.25	mg/kg	U	U	U	0.25	
WBGss-314	WB1007	8/8/2000	Grab	Soil	0 1 NA	Explosives	2-Nitrotoluene	0.25	mg/kg	U	U	U	0.25	
WBGss-322	WB1003	8/8/2000	Grab	Soil	0 1 NA	Explosives	2-Nitrotoluene	0.25	mg/kg	U	U	U	0.25	
WBGss-324	WB1002	8/8/2000	Grab	Soil	0 1 NA	Explosives	2-Nitrotoluene	0.25	mg/kg	U	U	U	0.25	
WBGss-325	WB1004	8/8/2000	Grab	Soil	0 1 NA	Explosives	2-Nitrotoluene	0.25	mg/kg	U	U	U	0.25	
WBGss-326	WB1001	8/8/2000	Grab	Soil	0 1 NA	Explosives	2-Nitrotoluene	0.25	mg/kg	U	U	U	0.25	
WBGss-334	WB1005	8/8/2000	Grab	Soil	0 1 NA	Explosives	2-Nitrotoluene	0.25	mg/kg	U	U	U	0.25	
WBGss-341	WB3019	8/9/2000	Grab	Soil	0 1 NA	Explosives	2-Nitrotoluene	0.25	mg/kg	U	U	U	0.25	
WBGss-344	WB3020	8/9/2000	Grab	Soil	0 1 NA	Explosives	2-Nitrotoluene	0.25	mg/kg	U	U	U	0.25	
WBGss-346	WB3022	8/9/2000	Grab	Soil	0 1 NA	Explosives	2-Nitrotoluene	0.25	mg/kg	U	U	U	0.25	
WBGss-347	WB3023	8/9/2000	Grab	Soil	0 1 NA	Explosives	2-Nitrotoluene	0.25	mg/kg	U	U	U	0.25	
WBGss-352	WB3021	8/9/2000	Grab	Soil	0 1 NA	Explosives	2-Nitrotoluene	0.25	mg/kg	U	U	U	0.25	
WBGss-353	WB3024	8/9/2000	Grab	Soil	0 1 NA	Explosives	2-Nitrotoluene	0.25	mg/kg	U	U	U	0.25	
WBGss-359	WB3027	8/9/2000	Grab	Soil	0 1 NA	Explosives	2-Nitrotoluene	0.25	mg/kg	U	U	U	0.25	
WBGss-362	WB3025	8/9/2000	Grab	Soil	0 1 NA	Explosives	2-Nitrotoluene	0.25	mg/kg	U	U	U	0.25	
WBGss-371	WB3026	8/9/2000	Grab	Soil	0 1 NA	Explosives	2-Nitrotoluene	0.25	mg/kg	U	U	U	0.25	
WBGss-388	WB2017	8/8/2000	Grab	Soil	0 1 NA	Explosives	2-Nitrotoluene	0.25	mg/kg	U	U	U	0.25	
WBGss-389	WB2016	8/8/2000	Grab	Soil	0 1 NA	Explosives	2-Nitrotoluene	0.25	mg/kg	U	U	U	0.25	
WBGss-390	WB2018	8/8/2000	Grab	Soil	0 1 NA	Explosives	2-Nitrotoluene	0.25	mg/kg	U	U	U	0.25	
WBGss-001	WBGSS-001-0456-SO	7/31/1996	Grab Composite	Surface Soil	0 2 FT	Explosives	2-Nitrotoluene	0.25	mg/kg	U	U	U	0.25	
WBGss-002	WBGSS-002-0457-SO	7/31/1996	Grab Composite	Surface Soil	0 2 FT	Explosives	2-Nitrotoluene	0.25	mg/kg	U	U	U	0.25	
WBGss-003	WBGSS-003-0458-SO	7/31/1996	Grab Composite	Surface Soil	0 2 FT	Explosives	2-Nitrotoluene	0.25	mg/kg	U	U	U	0.25	
WBGss-004	WBGSS-004-0459-SO	7/30/1996	Grab Composite	Surface Soil	0 0.7 FT	Explosives	2-Nitrotoluene	0.25	mg/kg	U	U	U	0.25	
WBGss-005	WBGSS-005-0460-SO	7/30/1996	Grab Composite	Surface Soil	0 2 FT	Explosives	2-Nitrotoluene	0.25	mg/kg	U	U	U	0.25	
WBGss-006	WBGSS-006-0461-SO	7/30/1996	Grab Composite	Surface Soil	0 2 FT	Explosives	2-Nitrotoluene	0.25	mg/kg	U	U	U	0.25	
WBGss-007	WBGSS-007-0462-SO	7/30/1996	Grab Composite	Surface Soil	0 2 FT	Explosives	2-Nitrotoluene	0.25	mg/kg	U	U	U	0.25	
WBGss-008	WBGSS-008-0463-SO	7/30/1996	Grab Composite	Surface Soil	0 2 FT	Explosives	2-Nitrotoluene	0.25	mg/kg	U	U	U	0.25	
WBGss-009	WBGSS-009-0464-SO	8/5/1996	Grab Composite	Surface Soil	0 2 FT	Explosives	2-Nitrotoluene	0.25	mg/kg	U	U	U	0.25	
WBGss-010	WBGSS-010-0465-SO	8/5/1996	Grab Composite	Surface Soil	0 2 FT	Explosives	2-Nitrotoluene	0.25	mg/kg	U	U	U	0.25	
WBGss-011	WBGSS-011-0466-SO	8/5/1996	Grab Composite	Surface Soil	0 2 FT	Explosives	2-Nitrotoluene	0.25	mg/kg	U	U	U	0.25	
WBGss-012	WBGSS-012-0467-SO	8/5/1996	Grab Composite	Surface Soil	0 2 FT	Explosives	2-Nitrotoluene	0.25	mg/kg	U	U	U	0.25	
WBGss-013	WBGSS-013-0468-SO	8/5/1996	Grab Composite	Surface Soil	0 2 FT	Explosives	2-Nitrotoluene	0.25	mg/kg	U	U	U	0.25	
WBGss-014	WBGSS-014-0469-SO	8/8/1996	Grab Composite	Surface Soil	0 1.5 FT	Explosives	2-Nitrotoluene	0.25	mg/kg	U	U	U	0.25	
WBGss-015	WBGSS-015-0470-SO	8/5/1996	Grab Composite	Surface Soil	0 2 FT	Explosives	2-Nitrotoluene	0.25	mg/kg	U	U	U	0.25	
WBGss-016	WBGSS-016-0471-SO	8/6/1996	Grab Composite	Surface Soil	0 2 FT	Explosives	2-Nitrotoluene	0.25	mg/kg	U	U	U	0.25	
WBGss-017	WBGSS-017-0472-SO	8/6/1996	Grab Composite	Surface Soil	0 2 FT	Explosives	2-Nitrotoluene	0.25	mg/kg	U	U	U	0.25	
WBGss-018	WBGSS-018-0473-SO	8/6/1996	Grab Composite	Surface Soil	0 1.5 FT	Explosives	2-Nitrotoluene	0.25	mg/kg	U	U	U	0.25	
WBGss-019	WBGSS-019-0474-SO	8/6/1996	Grab Composite	Surface Soil	0 1.5 FT	Explosives	2-Nitrotoluene	0.25	mg/kg	U	U	U	0.25	
WBGss-020	WBGSS-020-0477-SO	8/5/1996	Grab Composite	Surface Soil	0 2 FT	Explosives	2-Nitrotoluene	0.25	mg/kg	U	U	U	0.25	
WBGss-021	WBGSS-021-0478-SO	8/5/1996	Grab Composite	Surface Soil	0 2 FT	Explosives	2-Nitrotoluene	0.25	mg/kg	U	U	U	0.25	
WBGss-022	WBGSS-022-0479-SO	8/5/1996	Grab Composite	Surface Soil	0 2 FT	Explosives	2-Nitrotoluene	0.25	mg/kg	U	U	U	0.25	

Station	Sample ID	Date Collected	Sample Type	Media	Depth	Analysis	Chemical	Results	Units	Lab Qual	Data Qual	Qual	Detection Limit	Validation Code
WBGss-023	WBGSS-023-0480-SO	8/5/1996	Grab Composite	Surface Soil	0 2 FT	Explosives	2-Nitrotoluene	0.25	mg/kg	U	U	U	0.25	
WBGss-024	WBGSS-024-0481-SO	8/5/1996	Grab Composite	Surface Soil	0 2 FT	Explosives	2-Nitrotoluene	0.25	mg/kg	U	U	U	0.25	
WBGss-025	WBGSS-025-0482-SO	8/5/1996	Grab Composite	Surface Soil	0 0.5 FT	Explosives	2-Nitrotoluene	0.25	mg/kg	U	U	U	0.25	
WBGss-026	WBGSS-026-0483-SO	8/6/1996	Grab Composite	Surface Soil	0 1.3 FT	Explosives	2-Nitrotoluene	0.25	mg/kg	U	U	U	0.25	
WBGss-027	WBGSS-027-0484-SO	8/6/1996	Grab Composite	Surface Soil	0 0.5 FT	Explosives	2-Nitrotoluene	0.25	mg/kg	U	U	U	0.25	
WBGss-028	WBGSS-028-0485-SO	8/7/1996	Grab Composite	Surface Soil	0 2 FT	Explosives	2-Nitrotoluene	0.25	mg/kg	U	U	U	0.25	
WBGss-029	WBGSS-029-0486-SO	8/7/1996	Grab Composite	Surface Soil	0 2 FT	Explosives	2-Nitrotoluene	0.25	mg/kg	U	U	U	0.25	
WBGss-030	WBGSS-030-0487-SO	8/7/1996	Grab Composite	Surface Soil	0 1.5 FT	Explosives	2-Nitrotoluene	0.25	mg/kg	U	U	U	0.25	
WBGss-031	WBGSS-031-0488-SO	8/7/1996	Grab Composite	Surface Soil	0 2 FT	Explosives	2-Nitrotoluene	0.25	mg/kg	U	U	U	0.25	
WBGss-032	WBGSS-032-0489-SO	8/7/1996	Grab Composite	Surface Soil	0 0.5 FT	Explosives	2-Nitrotoluene	0.25	mg/kg	U	U	U	0.25	
WBGss-033	WBGSS-033-0490-SO	8/6/1996	Grab Composite	Surface Soil	0 2 FT	Explosives	2-Nitrotoluene	0.25	mg/kg	U	U	U	0.25	
WBGss-034	WBGSS-034-0491-SO	8/6/1996	Grab Composite	Surface Soil	0 2 FT	Explosives	2-Nitrotoluene	0.25	mg/kg	U	U	U	0.25	
WBGss-036	WBGSS-036-0493-SO	8/6/1996	Grab Composite	Surface Soil	0 2 FT	Explosives	2-Nitrotoluene	0.25	mg/kg	U	U	U	0.25	
WBGss-037	WBGSS-037-0494-SO	8/6/1996	Grab Composite	Surface Soil	0 2 FT	Explosives	2-Nitrotoluene	0.25	mg/kg	U	U	U	0.25	
WBGss-038	WBGSS-038-0495-SO	8/6/1996	Grab Composite	Surface Soil	0 2 FT	Explosives	2-Nitrotoluene	0.25	mg/kg	U	U	U	0.25	
WBGss-039	WBGSS-039-0496-SO	7/31/1996	Grab Composite	Surface Soil	0 2 FT	Explosives	2-Nitrotoluene	0.25	mg/kg	U	U	U	0.25	
WBGss-040	WBGSS-040-0497-SO	7/31/1996	Grab Composite	Surface Soil	0 2 FT	Explosives	2-Nitrotoluene	0.25	mg/kg	U	U	U	0.25	
WBGss-042	WBGSS-042-0500-SO	8/7/1996	Grab Composite	Surface Soil	0 2 FT	Explosives	2-Nitrotoluene	0.25	mg/kg	U	U	U	0.25	
WBGss-043	WBGSS-043-0501-SO	8/7/1996	Grab Composite	Surface Soil	0 2 FT	Explosives	2-Nitrotoluene	0.25	mg/kg	U	U	U	0.25	
WBGss-044	WBGSS-044-0502-SO	8/7/1996	Grab Composite	Surface Soil	0 2 FT	Explosives	2-Nitrotoluene	0.25	mg/kg	U	U	U	0.25	
WBGss-045	WBGSS-045-0503-SO	8/7/1996	Grab Composite	Surface Soil	0 1 FT	Explosives	2-Nitrotoluene	0.25	mg/kg	U	U	U	0.25	
WBGss-046	WBGSS-046-0504-SO	8/7/1996	Grab Composite	Surface Soil	0 2 FT	Explosives	2-Nitrotoluene	0.25	mg/kg	U	U	U	0.25	
WBGss-047	WBGSS-047-0505-SO	8/7/1996	Grab Composite	Surface Soil	0 2 FT	Explosives	2-Nitrotoluene	0.25	mg/kg	U	U	U	0.25	
WBGss-048	WBGSS-048-0506-SO	8/7/1996	Grab Composite	Surface Soil	0 2 FT	Explosives	2-Nitrotoluene	0.25	mg/kg	U	U	U	0.25	
WBGss-049	WBGSS-049-0507-SO	8/7/1996	Grab Composite	Surface Soil	0 2 FT	Explosives	2-Nitrotoluene	0.25	mg/kg	U	U	U	0.25	
WBGss-050	WBGSS-050-0508-SO	8/7/1996	Grab Composite	Surface Soil	0 1 FT	Explosives	2-Nitrotoluene	0.25	mg/kg	U	U	U	0.25	
WBGss-051	WBGSS-051-0509-SO	8/8/1996	Grab Composite	Surface Soil	0 2 FT	Explosives	2-Nitrotoluene	0.25	mg/kg	U	U	U	0.25	
WBGss-052	WBGSS-052-0512-SO	8/7/1996	Grab Composite	Surface Soil	0 2 FT	Explosives	2-Nitrotoluene	0.25	mg/kg	U	U	U	0.25	
WBGss-053	WBGSS-053-0513-SO	8/13/1996	Grab Composite	Surface Soil	0 2 FT	Explosives	2-Nitrotoluene	0.25	mg/kg	U	U	U	0.25	
WBGss-054	WBGSS-054-0514-SO	8/8/1996	Grab Composite	Surface Soil	0 0.5 FT	Explosives	2-Nitrotoluene	0.25	mg/kg	U	U	U	0.25	
WBGss-055	WBGSS-055-0515-SO	8/8/1996	Grab Composite	Surface Soil	0 2 FT	Explosives	2-Nitrotoluene	0.25	mg/kg	U	U	U	0.25	
WBGss-056	WBGSS-056-0516-SO	8/8/1996	Grab Composite	Surface Soil	0 2 FT	Explosives	2-Nitrotoluene	0.25	mg/kg	U	U	U	0.25	
WBGss-057	WBGSS-057-0517-SO	8/7/1996	Grab Composite	Surface Soil	0 2 FT	Explosives	2-Nitrotoluene	0.25	mg/kg	U	U	U	0.25	
WBGss-058	WBGSS-058-0520-SO	8/7/1996	Grab Composite	Surface Soil	0 1.4 FT	Explosives	2-Nitrotoluene	0.25	mg/kg	U	U	U	0.25	
WBGss-060	WBGSS-060-0522-SO	8/8/1996	Grab Composite	Surface Soil	0 2 FT	Explosives	2-Nitrotoluene	0.25	mg/kg	U	U	U	0.25	
WBGss-061	WBGSS-061-0523-SO	8/8/1996	Grab Composite	Surface Soil	0 2 FT	Explosives	2-Nitrotoluene	0.25	mg/kg	U	U	U	0.25	
WBGss-062	WBGSS-062-0524-SO	8/8/1996	Grab Composite	Surface Soil	0 2 FT	Explosives	2-Nitrotoluene	0.25	mg/kg	U	U	U	0.25	
WBGss-063	WBGSS-063-0525-SO	8/7/1996	Grab Composite	Surface Soil	0 2 FT	Explosives	2-Nitrotoluene	0.25	mg/kg	U	U	U	0.25	
WBGss-064	WBGSS-064-0526-SO	8/7/1996	Grab Composite	Surface Soil	0 2 FT	Explosives	2-Nitrotoluene	0.25	mg/kg	U	U	U	0.25	
WBGss-065	WBGSS-065-0527-SO	8/9/1996	Grab Composite	Surface Soil	0 2 FT	Explosives	2-Nitrotoluene	0.25	mg/kg	U	U	U	0.25	
WBGss-066	WBGSS-066-0528-SO	8/9/1996	Grab Composite	Surface Soil	0 2 FT	Explosives	2-Nitrotoluene	0.25	mg/kg	U	U	U	0.25	
WBGss-067	WBGSS-067-0529-SO	8/9/1996	Grab Composite	Surface Soil	0 2 FT	Explosives	2-Nitrotoluene	0.25	mg/kg	U	U	U	0.25	
WBGss-068	WBGSS-068-0532-SO	8/9/1996	Grab Composite	Surface Soil	0 2 FT	Explosives	2-Nitrotoluene	0.25	mg/kg	U	U	U	0.25	
WBGss-070	WBGSS-070-0534-SO	8/9/1996	Grab Composite	Surface Soil	0 2 FT	Explosives	2-Nitrotoluene	0.25	mg/kg	U	U	U	0.25	
WBGss-072	WBGSS-072-0536-SO	8/9/1996	Grab Composite	Surface Soil	0 2 FT	Explosives	2-Nitrotoluene	0.25	mg/kg	U	U	U	0.25	
WBGss-073	WBGSS-073-0537-SO	8/9/1996	Grab Composite	Surface Soil	0 2 FT	Explosives	2-Nitrotoluene	0.25	mg/kg	U	U	U	0.25	
WBGss-075	WBGSS-075-0539-SO	8/9/1996	Grab Composite	Surface Soil	0 2 FT	Explosives	2-Nitrotoluene	0.25	mg/kg	U	U	U	0.25	
WBGss-076	WBGSS-076-0541-SO	8/9/1996	Grab Composite	Surface Soil	0 2 FT	Explosives	2-Nitrotoluene	0.25	mg/kg	U	U	U	0.25	
WBGss-077	WBGSS-077-0542-SO	8/13/1996	Grab Composite	Surface Soil	0 0.8 FT	Explosives	2-Nitrotoluene	0.25	mg/kg	U	U	U	0.25	
WBGss-097	WBGSS-097-0564-SO	8/13/1996	Grab Composite	Surface Soil	0 2 FT	Explosives	2-Nitrotoluene	0.25	mg/kg	U	U	U	0.25	
WBGss-098	WBGSS-098-0565-SO	8/14/1996	Grab Composite	Surface Soil	0 2 FT	Explosives	2-Nitrotoluene	0.25	mg/kg	U	U	U	0.25	
WBGss-104	WB0693	4/23/1998	Grab Composite	Surface Soil	0 1 FT	Explosives	2-Nitrotoluene	0.25	mg/kg	U	U	U	0.25	
WBGss-106	WB0695	4/23/1998	Grab Composite	Surface Soil	0 1 FT	Explosives	2-Nitrotoluene	0.25	mg/kg		U	U	0.25	F01,F06
WBGss-107	WB0696	4/23/1998	Grab Composite	Surface Soil	0 1 FT	Explosives	2-Nitrotoluene	0.25	mg/kg		U	U	0.25	F01,F06
WBGss-108	WB0697	4/23/1998	Grab Composite	Surface Soil	0 1 FT	Explosives	2-Nitrotoluene	0.25	mg/kg	U	U	U	0.25	
WBGss-113	WB0702	4/23/1998	Grab Composite	Surface Soil	0 1 FT	Explosives	2-Nitrotoluene	0.25	mg/kg		U	U	0.25	F01,F06
WBGss-116	WB0705	4/23/1998	Grab Composite	Surface Soil	0 1 FT	Explosives	2-Nitrotoluene	0.25	mg/kg	U	U	U	0.25	
WBGss-117	WB0706	4/22/1998	Grab Composite	Surface Soil	0 1 FT	Explosives	2-Nitrotoluene	0.25	mg/kg	U	U	U	0.25	
WBGss-129	WB0718	4/22/1998	Grab Composite	Surface Soil	0 1 FT	Explosives	2-Nitrotoluene	0.25	mg/kg		U	U	0.25	F01,F06
WBGss-134	WB0723	4/21/1998	Grab Composite	Surface Soil	0 1 FT	Explosives	2-Nitrotoluene	0.25	mg/kg	U	U	U	0.25	
WBGss-141	WB0730	4/22/1998	Grab Composite	Surface Soil	0 1 FT	Explosives	2-Nitrotoluene	0.25	mg/kg	U	U	U	0.25	
WBGss-144	WB0733	4/23/1998	Grab Composite	Surface Soil	0 1 FT	Explosives	2-Nitrotoluene	0.25	mg/kg	U	U	U	0.25	
WBGss-178	WB0890	5/4/1998	Grab Composite	Surface Soil	0 1 FT	Explosives	2-Nitrotoluene	0.25	mg/kg	U	U	U	0.25	
WBGss-035	WBGSS-035-0492-SO	8/6/1996	Grab Composite	Surface Soil	0 2 FT	Explosives	2-Nitrotoluene	0.25	mg/kg	U	UJ	UJ	0.25	A01
WBGss-168	WB0768	4/29/1998	Grab	Surface Soil	0 1 FT	Explosives	3-Nitrotoluene	21	mg/kg	J	J	J	62	
WBGss-107	WB0696	4/23/1998	Grab Composite	Surface Soil	0 1 FT	Explosives	3-Nitrotoluene	0.12	mg/kg	J	J	J	0.25	
WBGss-102	WB0691	4/23/1998	Grab Composite	Surface Soil	0 1 FT	Explosives	3-Nitrotoluene	0.091	mg/kg	J	J	J	0.25	
WBGss-140	WB0729	4/22/1998	Grab Composite	Surface Soil	0 1 FT	Explosives	3-Nitrotoluene	25	mg/kg	U	U	U	25	
WBGss-069	WBGSS-069-0533-SO	8/9/1996	Grab Composite	Surface Soil	0 2 FT	Explosives	3-Nitrotoluene	12.5	mg/kg	U	U	U	12.5	
WBGss-142	WB0731	4/22/1998	Grab Composite	Surface Soil	0 1 FT	Explosives	3-Nitrotoluene	6.2	mg/kg	U	U	U	6.2	
WBG-201	WBG4012	10/17/2000	Grab	Surface Soil	0 1 FT	Explosives	3-Nitrotoluene	0.25	mg/kg	U	U	U	0.25	
WBG-203	WBG4018	10/22/2000	Grab	Surface Soil	0 1 FT	Explosives	3-Nitrotoluene	0.25	mg/kg	U	U	U	0.25	
WBG-210	WBG4041	10/30/2000	Grab	Surface Soil	0 1 FT	Explosives	3-Nitrotoluene	0.25	mg/kg	U	U	U	0.25	

Station	Sample ID	Date Collected	Sample Type	Media	Depth	Analysis	Chemical	Results	Units	Lab Qual	Data Qual	Qual	Detection Limit	Validation Code
WBG-212	WBG4049	10/18/2000	Grab	Surface Soil	0 1 FT	Explosives	3-Nitrotoluene	0.25	mg/kg	U	U	U	0.25	
WBG-227	WBG4094	10/22/2000	Grab	Surface Soil	0 1 FT	Explosives	3-Nitrotoluene	0.25	mg/kg	U	U	U	0.25	
WBG-232	WBG4111	10/22/2000	Grab	Surface Soil	0 1 FT	Explosives	3-Nitrotoluene	0.25	mg/kg	U	U	U	0.25	
WBG-234	WBG4119	10/19/2000	Grab	Surface Soil	0 1 FT	Explosives	3-Nitrotoluene	0.25	mg/kg	U	U	U	0.25	
WBG-236	WBG4125	10/20/2000	Grab	Surface Soil	0 1 FT	Explosives	3-Nitrotoluene	0.25	mg/kg	U	U	U	0.25	
WBG-237	WBG4128	10/22/2000	Grab	Surface Soil	0 1 FT	Explosives	3-Nitrotoluene	0.25	mg/kg	U	U	U	0.25	
WBG-242	WBG4145	10/22/2000	Grab	Surface Soil	0 1 FT	Explosives	3-Nitrotoluene	0.25	mg/kg	U	U	U	0.25	
WBG-247	WBG4162	10/22/2000	Grab	Surface Soil	0 1 FT	Explosives	3-Nitrotoluene	0.25	mg/kg	U	U	U	0.25	
WBG-254	WBG4187	10/16/2000	Grab	Surface Soil	0 1 FT	Explosives	3-Nitrotoluene	0.25	mg/kg	U	U	U	0.25	
WBG-255	WBG4190	10/17/2000	Grab	Surface Soil	0 1 FT	Explosives	3-Nitrotoluene	0.25	mg/kg	U	U	U	0.25	
WBG-257	WBG4196	10/30/2000	Grab	Surface Soil	0 1 FT	Explosives	3-Nitrotoluene	0.25	mg/kg	U	U	U	0.25	
WBGss-041	WBGSS-041-0499-SO	7/31/1996	Grab	Surface Soil	0 0.5 FT	Explosives	3-Nitrotoluene	0.25	mg/kg	U	U	U	0.25	
WBGss-187	WB0912	5/6/1998	Grab	Surface Soil	0 1 FT	Explosives	3-Nitrotoluene	0.25	mg/kg	U	U	U	0.25	
WBGss-194	WB0935	5/7/1998	Grab	Surface Soil	0 1 FT	Explosives	3-Nitrotoluene	0.25	mg/kg	U	U	U	0.25	
WBGss-299	WB1009	8/8/2000	Grab	Soil	0 1 NA	Explosives	3-Nitrotoluene	0.25	mg/kg	U	U	U	0.25	
WBGss-308	WB1008	8/8/2000	Grab	Soil	0 1 NA	Explosives	3-Nitrotoluene	0.25	mg/kg	U	U	U	0.25	
WBGss-313	WB1006	8/8/2000	Grab	Soil	0 1 NA	Explosives	3-Nitrotoluene	0.25	mg/kg	U	U	U	0.25	
WBGss-314	WB1007	8/8/2000	Grab	Soil	0 1 NA	Explosives	3-Nitrotoluene	0.25	mg/kg	U	U	U	0.25	
WBGss-322	WB1003	8/8/2000	Grab	Soil	0 1 NA	Explosives	3-Nitrotoluene	0.25	mg/kg	U	U	U	0.25	
WBGss-324	WB1002	8/8/2000	Grab	Soil	0 1 NA	Explosives	3-Nitrotoluene	0.25	mg/kg	U	U	U	0.25	
WBGss-325	WB1004	8/8/2000	Grab	Soil	0 1 NA	Explosives	3-Nitrotoluene	0.25	mg/kg	U	U	U	0.25	
WBGss-326	WB1001	8/8/2000	Grab	Soil	0 1 NA	Explosives	3-Nitrotoluene	0.25	mg/kg	U	U	U	0.25	
WBGss-334	WB1005	8/8/2000	Grab	Soil	0 1 NA	Explosives	3-Nitrotoluene	0.25	mg/kg	U	U	U	0.25	
WBGss-341	WB3019	8/9/2000	Grab	Soil	0 1 NA	Explosives	3-Nitrotoluene	0.25	mg/kg	U	U	U	0.25	
WBGss-344	WB3020	8/9/2000	Grab	Soil	0 1 NA	Explosives	3-Nitrotoluene	0.25	mg/kg	U	U	U	0.25	
WBGss-346	WB3022	8/9/2000	Grab	Soil	0 1 NA	Explosives	3-Nitrotoluene	0.25	mg/kg	U	U	U	0.25	
WBGss-347	WB3023	8/9/2000	Grab	Soil	0 1 NA	Explosives	3-Nitrotoluene	0.25	mg/kg	U	U	U	0.25	
WBGss-352	WB3021	8/9/2000	Grab	Soil	0 1 NA	Explosives	3-Nitrotoluene	0.25	mg/kg	U	U	U	0.25	
WBGss-353	WB3024	8/9/2000	Grab	Soil	0 1 NA	Explosives	3-Nitrotoluene	0.25	mg/kg	U	U	U	0.25	
WBGss-359	WB3027	8/9/2000	Grab	Soil	0 1 NA	Explosives	3-Nitrotoluene	0.25	mg/kg	U	U	U	0.25	
WBGss-362	WB3025	8/9/2000	Grab	Soil	0 1 NA	Explosives	3-Nitrotoluene	0.25	mg/kg	U	U	U	0.25	
WBGss-371	WB3026	8/9/2000	Grab	Soil	0 1 NA	Explosives	3-Nitrotoluene	0.25	mg/kg	U	U	U	0.25	
WBGss-388	WB2017	8/8/2000	Grab	Soil	0 1 NA	Explosives	3-Nitrotoluene	0.25	mg/kg	U	U	U	0.25	
WBGss-389	WB2016	8/8/2000	Grab	Soil	0 1 NA	Explosives	3-Nitrotoluene	0.25	mg/kg	U	U	U	0.25	
WBGss-390	WB2018	8/8/2000	Grab	Soil	0 1 NA	Explosives	3-Nitrotoluene	0.25	mg/kg	U	U	U	0.25	
WBGss-001	WBGSS-001-0456-SO	7/31/1996	Grab Composite	Surface Soil	0 2 FT	Explosives	3-Nitrotoluene	0.25	mg/kg	U	U	U	0.25	
WBGss-002	WBGSS-002-0457-SO	7/31/1996	Grab Composite	Surface Soil	0 2 FT	Explosives	3-Nitrotoluene	0.25	mg/kg	U	U	U	0.25	
WBGss-003	WBGSS-003-0458-SO	7/31/1996	Grab Composite	Surface Soil	0 2 FT	Explosives	3-Nitrotoluene	0.25	mg/kg	U	U	U	0.25	
WBGss-004	WBGSS-004-0459-SO	7/30/1996	Grab Composite	Surface Soil	0 0.7 FT	Explosives	3-Nitrotoluene	0.25	mg/kg	U	U	U	0.25	
WBGss-005	WBGSS-005-0460-SO	7/30/1996	Grab Composite	Surface Soil	0 2 FT	Explosives	3-Nitrotoluene	0.25	mg/kg	U	U	U	0.25	
WBGss-006	WBGSS-006-0461-SO	7/30/1996	Grab Composite	Surface Soil	0 2 FT	Explosives	3-Nitrotoluene	0.25	mg/kg	U	U	U	0.25	
WBGss-007	WBGSS-007-0462-SO	7/30/1996	Grab Composite	Surface Soil	0 2 FT	Explosives	3-Nitrotoluene	0.25	mg/kg	U	U	U	0.25	
WBGss-008	WBGSS-008-0463-SO	7/30/1996	Grab Composite	Surface Soil	0 2 FT	Explosives	3-Nitrotoluene	0.25	mg/kg	U	U	U	0.25	
WBGss-009	WBGSS-009-0464-SO	8/5/1996	Grab Composite	Surface Soil	0 2 FT	Explosives	3-Nitrotoluene	0.25	mg/kg	U	U	U	0.25	
WBGss-010	WBGSS-010-0465-SO	8/5/1996	Grab Composite	Surface Soil	0 2 FT	Explosives	3-Nitrotoluene	0.25	mg/kg	U	U	U	0.25	
WBGss-011	WBGSS-011-0466-SO	8/5/1996	Grab Composite	Surface Soil	0 2 FT	Explosives	3-Nitrotoluene	0.25	mg/kg	U	U	U	0.25	
WBGss-012	WBGSS-012-0467-SO	8/5/1996	Grab Composite	Surface Soil	0 2 FT	Explosives	3-Nitrotoluene	0.25	mg/kg	U	U	U	0.25	
WBGss-013	WBGSS-013-0468-SO	8/5/1996	Grab Composite	Surface Soil	0 2 FT	Explosives	3-Nitrotoluene	0.25	mg/kg	U	U	U	0.25	
WBGss-014	WBGSS-014-0469-SO	8/8/1996	Grab Composite	Surface Soil	0 1.5 FT	Explosives	3-Nitrotoluene	0.25	mg/kg	U	U	U	0.25	
WBGss-015	WBGSS-015-0470-SO	8/5/1996	Grab Composite	Surface Soil	0 2 FT	Explosives	3-Nitrotoluene	0.25	mg/kg	U	U	U	0.25	
WBGss-016	WBGSS-016-0471-SO	8/6/1996	Grab Composite	Surface Soil	0 2 FT	Explosives	3-Nitrotoluene	0.25	mg/kg	U	U	U	0.25	
WBGss-017	WBGSS-017-0472-SO	8/6/1996	Grab Composite	Surface Soil	0 2 FT	Explosives	3-Nitrotoluene	0.25	mg/kg	U	U	U	0.25	
WBGss-018	WBGSS-018-0473-SO	8/6/1996	Grab Composite	Surface Soil	0 1.5 FT	Explosives	3-Nitrotoluene	0.25	mg/kg	U	U	U	0.25	
WBGss-019	WBGSS-019-0474-SO	8/6/1996	Grab Composite	Surface Soil	0 1.5 FT	Explosives	3-Nitrotoluene	0.25	mg/kg	U	U	U	0.25	
WBGss-020	WBGSS-020-0477-SO	8/5/1996	Grab Composite	Surface Soil	0 2 FT	Explosives	3-Nitrotoluene	0.25	mg/kg	U	U	U	0.25	
WBGss-021	WBGSS-021-0478-SO	8/5/1996	Grab Composite	Surface Soil	0 2 FT	Explosives	3-Nitrotoluene	0.25	mg/kg	U	U	U	0.25	
WBGss-022	WBGSS-022-0479-SO	8/5/1996	Grab Composite	Surface Soil	0 2 FT	Explosives	3-Nitrotoluene	0.25	mg/kg	U	U	U	0.25	
WBGss-023	WBGSS-023-0480-SO	8/5/1996	Grab Composite	Surface Soil	0 2 FT	Explosives	3-Nitrotoluene	0.25	mg/kg	U	U	U	0.25	
WBGss-024	WBGSS-024-0481-SO	8/5/1996	Grab Composite	Surface Soil	0 2 FT	Explosives	3-Nitrotoluene	0.25	mg/kg	U	U	U	0.25	
WBGss-025	WBGSS-025-0482-SO	8/5/1996	Grab Composite	Surface Soil	0 0.5 FT	Explosives	3-Nitrotoluene	0.25	mg/kg	U	U	U	0.25	
WBGss-026	WBGSS-026-0483-SO	8/6/1996	Grab Composite	Surface Soil	0 1.3 FT	Explosives	3-Nitrotoluene	0.25	mg/kg	U	U	U	0.25	
WBGss-027	WBGSS-027-0484-SO	8/6/1996	Grab Composite	Surface Soil	0 0.5 FT	Explosives	3-Nitrotoluene	0.25	mg/kg	U	U	U	0.25	
WBGss-028	WBGSS-028-0485-SO	8/7/1996	Grab Composite	Surface Soil	0 2 FT	Explosives	3-Nitrotoluene	0.25	mg/kg	U	U	U	0.25	
WBGss-029	WBGSS-029-0486-SO	8/7/1996	Grab Composite	Surface Soil	0 2 FT	Explosives	3-Nitrotoluene	0.25	mg/kg	U	U	U	0.25	
WBGss-030	WBGSS-030-0487-SO	8/7/1996	Grab Composite	Surface Soil	0 1.5 FT	Explosives	3-Nitrotoluene	0.25	mg/kg	U	U	U	0.25	
WBGss-031	WBGSS-031-0488-SO	8/7/1996	Grab Composite	Surface Soil	0 2 FT	Explosives	3-Nitrotoluene	0.25	mg/kg	U	U	U	0.25	
WBGss-032	WBGSS-032-0489-SO	8/7/1996	Grab Composite	Surface Soil	0 0.5 FT	Explosives	3-Nitrotoluene	0.25	mg/kg	U	U	U	0.25	
WBGss-033	WBGSS-033-0490-SO	8/6/1996	Grab Composite	Surface Soil	0 2 FT	Explosives	3-Nitrotoluene	0.25	mg/kg	U	U	U	0.25	
WBGss-034	WBGSS-034-0491-SO	8/6/1996	Grab Composite	Surface Soil	0 2 FT	Explosives	3-Nitrotoluene	0.25	mg/kg	U	U	U	0.25	
WBGss-036	WBGSS-036-0493-SO	8/6/1996	Grab Composite	Surface Soil	0 2 FT	Explosives	3-Nitrotoluene	0.25	mg/kg	U	U	U	0.25	
WBGss-037	WBGSS-037-0494-SO	8/6/1996	Grab Composite	Surface Soil	0 2 FT	Explosives	3-Nitrotoluene	0.25	mg/kg	U	U	U	0.25	
WBGss-038	WBGSS-038-0495-SO	8/6/1996	Grab Composite	Surface Soil	0 2 FT	Explosives	3-Nitrotoluene	0.25	mg/kg	U	U	U	0.25	
WBGss-039	WBGSS-039-0496-SO	7/31/1996	Grab Composite	Surface Soil	0 2 FT	Explosives	3-Nitrotoluene	0.25	mg/kg	U	U	U	0.25	

Station	Sample ID	Date Collected	Sample Type	Media	Depth	Analysis	Chemical	Results	Units	Lab Qual	Data Qual	Qual	Detection Limit	Validation Code
WBGss-040	WBGSS-040-0497-SO	7/31/1996	Grab Composite	Surface Soil	0 2 FT	Explosives	3-Nitrotoluene	0.25	mg/kg	U	U	U	0.25	
WBGss-042	WBGSS-042-0500-SO	8/7/1996	Grab Composite	Surface Soil	0 2 FT	Explosives	3-Nitrotoluene	0.25	mg/kg	U	U	U	0.25	
WBGss-043	WBGSS-043-0501-SO	8/7/1996	Grab Composite	Surface Soil	0 2 FT	Explosives	3-Nitrotoluene	0.25	mg/kg	U	U	U	0.25	
WBGss-044	WBGSS-044-0502-SO	8/7/1996	Grab Composite	Surface Soil	0 2 FT	Explosives	3-Nitrotoluene	0.25	mg/kg	U	U	U	0.25	
WBGss-045	WBGSS-045-0503-SO	8/7/1996	Grab Composite	Surface Soil	0 1 FT	Explosives	3-Nitrotoluene	0.25	mg/kg	U	U	U	0.25	
WBGss-046	WBGSS-046-0504-SO	8/7/1996	Grab Composite	Surface Soil	0 2 FT	Explosives	3-Nitrotoluene	0.25	mg/kg	U	U	U	0.25	
WBGss-047	WBGSS-047-0505-SO	8/7/1996	Grab Composite	Surface Soil	0 2 FT	Explosives	3-Nitrotoluene	0.25	mg/kg	U	U	U	0.25	
WBGss-048	WBGSS-048-0506-SO	8/7/1996	Grab Composite	Surface Soil	0 2 FT	Explosives	3-Nitrotoluene	0.25	mg/kg	U	U	U	0.25	
WBGss-049	WBGSS-049-0507-SO	8/7/1996	Grab Composite	Surface Soil	0 2 FT	Explosives	3-Nitrotoluene	0.25	mg/kg	U	U	U	0.25	
WBGss-050	WBGSS-050-0508-SO	8/7/1996	Grab Composite	Surface Soil	0 1 FT	Explosives	3-Nitrotoluene	0.25	mg/kg	U	U	U	0.25	
WBGss-051	WBGSS-051-0509-SO	8/8/1996	Grab Composite	Surface Soil	0 2 FT	Explosives	3-Nitrotoluene	0.25	mg/kg	U	U	U	0.25	
WBGss-052	WBGSS-052-0512-SO	8/7/1996	Grab Composite	Surface Soil	0 2 FT	Explosives	3-Nitrotoluene	0.25	mg/kg	U	U	U	0.25	
WBGss-053	WBGSS-053-0513-SO	8/13/1996	Grab Composite	Surface Soil	0 2 FT	Explosives	3-Nitrotoluene	0.25	mg/kg	U	U	U	0.25	
WBGss-054	WBGSS-054-0514-SO	8/8/1996	Grab Composite	Surface Soil	0 0.5 FT	Explosives	3-Nitrotoluene	0.25	mg/kg	U	U	U	0.25	
WBGss-055	WBGSS-055-0515-SO	8/8/1996	Grab Composite	Surface Soil	0 2 FT	Explosives	3-Nitrotoluene	0.25	mg/kg	U	U	U	0.25	
WBGss-056	WBGSS-056-0516-SO	8/8/1996	Grab Composite	Surface Soil	0 2 FT	Explosives	3-Nitrotoluene	0.25	mg/kg	U	U	U	0.25	
WBGss-057	WBGSS-057-0517-SO	8/7/1996	Grab Composite	Surface Soil	0 2 FT	Explosives	3-Nitrotoluene	0.25	mg/kg	U	U	U	0.25	
WBGss-058	WBGSS-058-0520-SO	8/7/1996	Grab Composite	Surface Soil	0 1.4 FT	Explosives	3-Nitrotoluene	0.25	mg/kg	U	U	U	0.25	
WBGss-060	WBGSS-060-0522-SO	8/8/1996	Grab Composite	Surface Soil	0 2 FT	Explosives	3-Nitrotoluene	0.25	mg/kg	U	U	U	0.25	
WBGss-061	WBGSS-061-0523-SO	8/8/1996	Grab Composite	Surface Soil	0 2 FT	Explosives	3-Nitrotoluene	0.25	mg/kg	U	U	U	0.25	
WBGss-062	WBGSS-062-0524-SO	8/8/1996	Grab Composite	Surface Soil	0 2 FT	Explosives	3-Nitrotoluene	0.25	mg/kg	U	U	U	0.25	
WBGss-063	WBGSS-063-0525-SO	8/7/1996	Grab Composite	Surface Soil	0 2 FT	Explosives	3-Nitrotoluene	0.25	mg/kg	U	U	U	0.25	
WBGss-064	WBGSS-064-0526-SO	8/7/1996	Grab Composite	Surface Soil	0 2 FT	Explosives	3-Nitrotoluene	0.25	mg/kg	U	U	U	0.25	
WBGss-065	WBGSS-065-0527-SO	8/9/1996	Grab Composite	Surface Soil	0 2 FT	Explosives	3-Nitrotoluene	0.25	mg/kg	U	U	U	0.25	
WBGss-066	WBGSS-066-0528-SO	8/9/1996	Grab Composite	Surface Soil	0 2 FT	Explosives	3-Nitrotoluene	0.25	mg/kg	U	U	U	0.25	
WBGss-067	WBGSS-067-0529-SO	8/9/1996	Grab Composite	Surface Soil	0 2 FT	Explosives	3-Nitrotoluene	0.25	mg/kg	U	U	U	0.25	
WBGss-068	WBGSS-068-0532-SO	8/9/1996	Grab Composite	Surface Soil	0 2 FT	Explosives	3-Nitrotoluene	0.25	mg/kg	U	U	U	0.25	
WBGss-070	WBGSS-070-0534-SO	8/9/1996	Grab Composite	Surface Soil	0 2 FT	Explosives	3-Nitrotoluene	0.25	mg/kg	U	U	U	0.25	
WBGss-072	WBGSS-072-0536-SO	8/9/1996	Grab Composite	Surface Soil	0 2 FT	Explosives	3-Nitrotoluene	0.25	mg/kg	U	U	U	0.25	
WBGss-073	WBGSS-073-0537-SO	8/9/1996	Grab Composite	Surface Soil	0 2 FT	Explosives	3-Nitrotoluene	0.25	mg/kg	U	U	U	0.25	
WBGss-075	WBGSS-075-0539-SO	8/9/1996	Grab Composite	Surface Soil	0 2 FT	Explosives	3-Nitrotoluene	0.25	mg/kg	U	U	U	0.25	
WBGss-076	WBGSS-076-0541-SO	8/9/1996	Grab Composite	Surface Soil	0 2 FT	Explosives	3-Nitrotoluene	0.25	mg/kg	U	U	U	0.25	
WBGss-077	WBGSS-077-0542-SO	8/13/1996	Grab Composite	Surface Soil	0 0.8 FT	Explosives	3-Nitrotoluene	0.25	mg/kg	U	U	U	0.25	
WBGss-097	WBGSS-097-0564-SO	8/13/1996	Grab Composite	Surface Soil	0 2 FT	Explosives	3-Nitrotoluene	0.25	mg/kg	U	U	U	0.25	
WBGss-098	WBGSS-098-0565-SO	8/14/1996	Grab Composite	Surface Soil	0 2 FT	Explosives	3-Nitrotoluene	0.25	mg/kg	U	U	U	0.25	
WBGss-104	WB0693	4/23/1998	Grab Composite	Surface Soil	0 1 FT	Explosives	3-Nitrotoluene	0.25	mg/kg	U	U	U	0.25	
WBGss-106	WB0695	4/23/1998	Grab Composite	Surface Soil	0 1 FT	Explosives	3-Nitrotoluene	0.25	mg/kg	U	U	U	0.25	
WBGss-108	WB0697	4/23/1998	Grab Composite	Surface Soil	0 1 FT	Explosives	3-Nitrotoluene	0.25	mg/kg	U	U	U	0.25	
WBGss-113	WB0702	4/23/1998	Grab Composite	Surface Soil	0 1 FT	Explosives	3-Nitrotoluene	0.25	mg/kg	U	U	U	0.25	
WBGss-116	WB0705	4/23/1998	Grab Composite	Surface Soil	0 1 FT	Explosives	3-Nitrotoluene	0.25	mg/kg	U	U	U	0.25	
WBGss-117	WB0706	4/22/1998	Grab Composite	Surface Soil	0 1 FT	Explosives	3-Nitrotoluene	0.25	mg/kg	U	U	U	0.25	
WBGss-122	WB0711	4/22/1998	Grab Composite	Surface Soil	0 1 FT	Explosives	3-Nitrotoluene	0.25	mg/kg	U	U	U	0.25	
WBGss-129	WB0718	4/22/1998	Grab Composite	Surface Soil	0 1 FT	Explosives	3-Nitrotoluene	0.25	mg/kg	U	U	U	0.25	
WBGss-134	WB0723	4/21/1998	Grab Composite	Surface Soil	0 1 FT	Explosives	3-Nitrotoluene	0.25	mg/kg	U	U	U	0.25	
WBGss-141	WB0730	4/22/1998	Grab Composite	Surface Soil	0 1 FT	Explosives	3-Nitrotoluene	0.25	mg/kg	U	U	U	0.25	
WBGss-144	WB0733	4/23/1998	Grab Composite	Surface Soil	0 1 FT	Explosives	3-Nitrotoluene	0.25	mg/kg	U	U	U	0.25	
WBGss-178	WB0890	5/4/1998	Grab Composite	Surface Soil	0 1 FT	Explosives	3-Nitrotoluene	0.25	mg/kg	U	U	U	0.25	
WBGss-035	WBGSS-035-0492-SO	8/6/1996	Grab Composite	Surface Soil	0 2 FT	Explosives	3-Nitrotoluene	0.25	mg/kg	U	UJ	UJ	0.25	A01
WBG-247	WBG4162	10/22/2000	Grab	Surface Soil	0 1 FT	Explosives	4-Amino-2,6-Dinitrotoluene	0.93	mg/kg		=	=	0.25	
WBG-255	WBG4190	10/17/2000	Grab	Surface Soil	0 1 FT	Explosives	4-Amino-2,6-Dinitrotoluene	0.47	mg/kg		=	=	0.25	
WBG-242	WBG4145	10/22/2000	Grab	Surface Soil	0 1 FT	Explosives	4-Amino-2,6-Dinitrotoluene	0.17	mg/kg	J	J	J	0.25	
WBG-201	WBG4012	10/17/2000	Grab	Surface Soil	0 1 FT	Explosives	4-Amino-2,6-Dinitrotoluene	0.12	mg/kg	J	J	J	0.25	
WBG-254	WBG4187	10/16/2000	Grab	Surface Soil	0 1 FT	Explosives	4-Amino-2,6-Dinitrotoluene	0.12	mg/kg	J	J	J	0.25	
WBG-257	WBG4196	10/30/2000	Grab	Surface Soil	0 1 FT	Explosives	4-Amino-2,6-Dinitrotoluene	0.097	mg/kg	J	J	J	0.25	
WBG-203	WBG4018	10/22/2000	Grab	Surface Soil	0 1 FT	Explosives	4-Amino-2,6-Dinitrotoluene	0.25	mg/kg	U	U	U	0.25	
WBG-210	WBG4041	10/30/2000	Grab	Surface Soil	0 1 FT	Explosives	4-Amino-2,6-Dinitrotoluene	0.25	mg/kg	U	U	U	0.25	
WBG-212	WBG4049	10/18/2000	Grab	Surface Soil	0 1 FT	Explosives	4-Amino-2,6-Dinitrotoluene	0.25	mg/kg	U	U	U	0.25	
WBG-227	WBG4094	10/22/2000	Grab	Surface Soil	0 1 FT	Explosives	4-Amino-2,6-Dinitrotoluene	0.25	mg/kg	U	U	U	0.25	
WBG-232	WBG4111	10/22/2000	Grab	Surface Soil	0 1 FT	Explosives	4-Amino-2,6-Dinitrotoluene	0.25	mg/kg	U	U	U	0.25	
WBG-234	WBG4119	10/19/2000	Grab	Surface Soil	0 1 FT	Explosives	4-Amino-2,6-Dinitrotoluene	0.25	mg/kg	U	U	U	0.25	
WBG-236	WBG4125	10/20/2000	Grab	Surface Soil	0 1 FT	Explosives	4-Amino-2,6-Dinitrotoluene	0.25	mg/kg	U	U	U	0.25	
WBG-237	WBG4128	10/22/2000	Grab	Surface Soil	0 1 FT	Explosives	4-Amino-2,6-Dinitrotoluene	0.25	mg/kg	U	U	U	0.25	
WBGss-334	WB1005	8/8/2000	Grab	Soil	0 1 NA	Explosives	4-Nitrotoluene	0.19	mg/kg	J	J	J	0.25	
WBGss-107	WB0696	4/23/1998	Grab Composite	Surface Soil	0 1 FT	Explosives	4-Nitrotoluene	0.19	mg/kg	J	J	J	0.25	
WBGss-388	WB2017	8/8/2000	Grab	Soil	0 1 NA	Explosives	4-Nitrotoluene	0.17	mg/kg	J	J	J	0.25	
WBGss-141	WB0730	4/22/1998	Grab Composite	Surface Soil	0 1 FT	Explosives	4-Nitrotoluene	0.13	mg/kg	J	J	J	0.25	
WBGss-168	WB0768	4/29/1998	Grab	Surface Soil	0 1 FT	Explosives	4-Nitrotoluene	62	mg/kg	U	U	U	62	
WBGss-140	WB0729	4/22/1998	Grab Composite	Surface Soil	0 1 FT	Explosives	4-Nitrotoluene	25	mg/kg	U	U	U	25	
WBGss-069	WBGSS-069-0533-SO	8/9/1996	Grab Composite	Surface Soil	0 2 FT	Explosives	4-Nitrotoluene	12.5	mg/kg	U	U	U	12.5	
WBGss-142	WB0731	4/22/1998	Grab Composite	Surface Soil	0 1 FT	Explosives	4-Nitrotoluene	6.2	mg/kg	U	U	U	6.2	
WBG-212	WBG4049	10/18/2000	Grab	Surface Soil	0 1 FT	Explosives	4-Nitrotoluene	0.41	mg/kg	U	U	U	0.41	
WBG-201	WBG4012	10/17/2000	Grab	Surface Soil	0 1 FT	Explosives	4-Nitrotoluene	0.25	mg/kg	U	U	U	0.25	
WBG-203	WBG4018	10/22/2000	Grab	Surface Soil	0 1 FT	Explosives	4-Nitrotoluene	0.25	mg/kg	U	U	U	0.25	

Station	Sample ID	Date Collected	Sample Type	Media	Depth	Analysis	Chemical	Results	Units	Lab Qual	Data Qual	Qual	Detection Limit	Validation Code
WBG-210	WBG4041	10/30/2000	Grab	Surface Soil	0 1 FT	Explosives	4-Nitrotoluene	0.25	mg/kg	U	U	U	0.25	
WBG-227	WBG4094	10/22/2000	Grab	Surface Soil	0 1 FT	Explosives	4-Nitrotoluene	0.25	mg/kg	U	U	U	0.25	
WBG-232	WBG4111	10/22/2000	Grab	Surface Soil	0 1 FT	Explosives	4-Nitrotoluene	0.25	mg/kg	U	U	U	0.25	
WBG-234	WBG4119	10/19/2000	Grab	Surface Soil	0 1 FT	Explosives	4-Nitrotoluene	0.25	mg/kg	U	U	U	0.25	
WBG-236	WBG4125	10/20/2000	Grab	Surface Soil	0 1 FT	Explosives	4-Nitrotoluene	0.25	mg/kg	U	U	U	0.25	
WBG-237	WBG4128	10/22/2000	Grab	Surface Soil	0 1 FT	Explosives	4-Nitrotoluene	0.25	mg/kg	U	U	U	0.25	
WBG-242	WBG4145	10/22/2000	Grab	Surface Soil	0 1 FT	Explosives	4-Nitrotoluene	0.25	mg/kg	U	U	U	0.25	
WBG-247	WBG4162	10/22/2000	Grab	Surface Soil	0 1 FT	Explosives	4-Nitrotoluene	0.25	mg/kg	U	U	U	0.25	
WBG-254	WBG4187	10/16/2000	Grab	Surface Soil	0 1 FT	Explosives	4-Nitrotoluene	0.25	mg/kg	U	U	U	0.25	
WBG-255	WBG4190	10/17/2000	Grab	Surface Soil	0 1 FT	Explosives	4-Nitrotoluene	0.25	mg/kg	U	U	U	0.25	
WBG-257	WBG4196	10/30/2000	Grab	Surface Soil	0 1 FT	Explosives	4-Nitrotoluene	0.25	mg/kg	U	U	U	0.25	
WBGss-041	WBGSS-041-0499-SO	7/31/1996	Grab	Surface Soil	0 0.5 FT	Explosives	4-Nitrotoluene	0.25	mg/kg	U	U	U	0.25	
WBGss-187	WB0912	5/6/1998	Grab	Surface Soil	0 1 FT	Explosives	4-Nitrotoluene	0.25	mg/kg	U	U	U	0.25	
WBGss-194	WB0935	5/7/1998	Grab	Surface Soil	0 1 FT	Explosives	4-Nitrotoluene	0.25	mg/kg	U	U	U	0.25	
WBGss-299	WB1009	8/8/2000	Grab	Soil	0 1 NA	Explosives	4-Nitrotoluene	0.25	mg/kg	U	U	U	0.25	
WBGss-308	WB1008	8/8/2000	Grab	Soil	0 1 NA	Explosives	4-Nitrotoluene	0.25	mg/kg	U	U	U	0.25	
WBGss-313	WB1006	8/8/2000	Grab	Soil	0 1 NA	Explosives	4-Nitrotoluene	0.25	mg/kg	U	U	U	0.25	
WBGss-314	WB1007	8/8/2000	Grab	Soil	0 1 NA	Explosives	4-Nitrotoluene	0.25	mg/kg	U	U	U	0.25	
WBGss-322	WB1003	8/8/2000	Grab	Soil	0 1 NA	Explosives	4-Nitrotoluene	0.25	mg/kg	U	U	U	0.25	
WBGss-324	WB1002	8/8/2000	Grab	Soil	0 1 NA	Explosives	4-Nitrotoluene	0.25	mg/kg	U	U	U	0.25	
WBGss-325	WB1004	8/8/2000	Grab	Soil	0 1 NA	Explosives	4-Nitrotoluene	0.25	mg/kg	U	U	U	0.25	
WBGss-326	WB1001	8/8/2000	Grab	Soil	0 1 NA	Explosives	4-Nitrotoluene	0.25	mg/kg	U	U	U	0.25	
WBGss-341	WB3019	8/9/2000	Grab	Soil	0 1 NA	Explosives	4-Nitrotoluene	0.25	mg/kg	U	U	U	0.25	
WBGss-344	WB3020	8/9/2000	Grab	Soil	0 1 NA	Explosives	4-Nitrotoluene	0.25	mg/kg	U	U	U	0.25	
WBGss-346	WB3022	8/9/2000	Grab	Soil	0 1 NA	Explosives	4-Nitrotoluene	0.25	mg/kg	U	U	U	0.25	
WBGss-347	WB3023	8/9/2000	Grab	Soil	0 1 NA	Explosives	4-Nitrotoluene	0.25	mg/kg	U	U	U	0.25	
WBGss-352	WB3021	8/9/2000	Grab	Soil	0 1 NA	Explosives	4-Nitrotoluene	0.25	mg/kg	U	U	U	0.25	
WBGss-353	WB3024	8/9/2000	Grab	Soil	0 1 NA	Explosives	4-Nitrotoluene	0.25	mg/kg	U	U	U	0.25	
WBGss-359	WB3027	8/9/2000	Grab	Soil	0 1 NA	Explosives	4-Nitrotoluene	0.25	mg/kg	U	U	U	0.25	
WBGss-362	WB3025	8/9/2000	Grab	Soil	0 1 NA	Explosives	4-Nitrotoluene	0.25	mg/kg	U	U	U	0.25	
WBGss-371	WB3026	8/9/2000	Grab	Soil	0 1 NA	Explosives	4-Nitrotoluene	0.25	mg/kg	U	U	U	0.25	
WBGss-389	WB2016	8/8/2000	Grab	Soil	0 1 NA	Explosives	4-Nitrotoluene	0.25	mg/kg	U	U	U	0.25	
WBGss-390	WB2018	8/8/2000	Grab	Soil	0 1 NA	Explosives	4-Nitrotoluene	0.25	mg/kg	U	U	U	0.25	
WBGss-001	WBGSS-001-0456-SO	7/31/1996	Grab Composite	Surface Soil	0 2 FT	Explosives	4-Nitrotoluene	0.25	mg/kg	U	U	U	0.25	
WBGss-002	WBGSS-002-0457-SO	7/31/1996	Grab Composite	Surface Soil	0 2 FT	Explosives	4-Nitrotoluene	0.25	mg/kg	U	U	U	0.25	
WBGss-003	WBGSS-003-0458-SO	7/31/1996	Grab Composite	Surface Soil	0 2 FT	Explosives	4-Nitrotoluene	0.25	mg/kg	U	U	U	0.25	
WBGss-004	WBGSS-004-0459-SO	7/30/1996	Grab Composite	Surface Soil	0 0.7 FT	Explosives	4-Nitrotoluene	0.25	mg/kg	U	U	U	0.25	
WBGss-005	WBGSS-005-0460-SO	7/30/1996	Grab Composite	Surface Soil	0 2 FT	Explosives	4-Nitrotoluene	0.25	mg/kg	U	U	U	0.25	
WBGss-006	WBGSS-006-0461-SO	7/30/1996	Grab Composite	Surface Soil	0 2 FT	Explosives	4-Nitrotoluene	0.25	mg/kg	U	U	U	0.25	
WBGss-007	WBGSS-007-0462-SO	7/30/1996	Grab Composite	Surface Soil	0 2 FT	Explosives	4-Nitrotoluene	0.25	mg/kg	U	U	U	0.25	
WBGss-008	WBGSS-008-0463-SO	7/30/1996	Grab Composite	Surface Soil	0 2 FT	Explosives	4-Nitrotoluene	0.25	mg/kg	U	U	U	0.25	
WBGss-009	WBGSS-009-0464-SO	8/5/1996	Grab Composite	Surface Soil	0 2 FT	Explosives	4-Nitrotoluene	0.25	mg/kg	U	U	U	0.25	
WBGss-010	WBGSS-010-0465-SO	8/5/1996	Grab Composite	Surface Soil	0 2 FT	Explosives	4-Nitrotoluene	0.25	mg/kg	U	U	U	0.25	
WBGss-011	WBGSS-011-0466-SO	8/5/1996	Grab Composite	Surface Soil	0 2 FT	Explosives	4-Nitrotoluene	0.25	mg/kg	U	U	U	0.25	
WBGss-012	WBGSS-012-0467-SO	8/5/1996	Grab Composite	Surface Soil	0 2 FT	Explosives	4-Nitrotoluene	0.25	mg/kg	U	U	U	0.25	
WBGss-013	WBGSS-013-0468-SO	8/5/1996	Grab Composite	Surface Soil	0 2 FT	Explosives	4-Nitrotoluene	0.25	mg/kg	U	U	U	0.25	
WBGss-014	WBGSS-014-0469-SO	8/8/1996	Grab Composite	Surface Soil	0 1.5 FT	Explosives	4-Nitrotoluene	0.25	mg/kg	U	U	U	0.25	
WBGss-015	WBGSS-015-0470-SO	8/5/1996	Grab Composite	Surface Soil	0 2 FT	Explosives	4-Nitrotoluene	0.25	mg/kg	U	U	U	0.25	
WBGss-016	WBGSS-016-0471-SO	8/6/1996	Grab Composite	Surface Soil	0 2 FT	Explosives	4-Nitrotoluene	0.25	mg/kg	U	U	U	0.25	
WBGss-017	WBGSS-017-0472-SO	8/6/1996	Grab Composite	Surface Soil	0 2 FT	Explosives	4-Nitrotoluene	0.25	mg/kg	U	U	U	0.25	
WBGss-018	WBGSS-018-0473-SO	8/6/1996	Grab Composite	Surface Soil	0 1.5 FT	Explosives	4-Nitrotoluene	0.25	mg/kg	U	U	U	0.25	
WBGss-019	WBGSS-019-0474-SO	8/6/1996	Grab Composite	Surface Soil	0 1.5 FT	Explosives	4-Nitrotoluene	0.25	mg/kg	U	U	U	0.25	
WBGss-020	WBGSS-020-0477-SO	8/5/1996	Grab Composite	Surface Soil	0 2 FT	Explosives	4-Nitrotoluene	0.25	mg/kg	U	U	U	0.25	
WBGss-021	WBGSS-021-0478-SO	8/5/1996	Grab Composite	Surface Soil	0 2 FT	Explosives	4-Nitrotoluene	0.25	mg/kg	U	U	U	0.25	
WBGss-022	WBGSS-022-0479-SO	8/5/1996	Grab Composite	Surface Soil	0 2 FT	Explosives	4-Nitrotoluene	0.25	mg/kg	U	U	U	0.25	
WBGss-023	WBGSS-023-0480-SO	8/5/1996	Grab Composite	Surface Soil	0 2 FT	Explosives	4-Nitrotoluene	0.25	mg/kg	U	U	U	0.25	
WBGss-024	WBGSS-024-0481-SO	8/5/1996	Grab Composite	Surface Soil	0 2 FT	Explosives	4-Nitrotoluene	0.25	mg/kg	U	U	U	0.25	
WBGss-025	WBGSS-025-0482-SO	8/5/1996	Grab Composite	Surface Soil	0 0.5 FT	Explosives	4-Nitrotoluene	0.25	mg/kg	U	U	U	0.25	
WBGss-026	WBGSS-026-0483-SO	8/6/1996	Grab Composite	Surface Soil	0 1.3 FT	Explosives	4-Nitrotoluene	0.25	mg/kg	U	U	U	0.25	
WBGss-027	WBGSS-027-0484-SO	8/6/1996	Grab Composite	Surface Soil	0 0.5 FT	Explosives	4-Nitrotoluene	0.25	mg/kg	U	U	U	0.25	
WBGss-028	WBGSS-028-0485-SO	8/7/1996	Grab Composite	Surface Soil	0 2 FT	Explosives	4-Nitrotoluene	0.25	mg/kg	U	U	U	0.25	
WBGss-029	WBGSS-029-0486-SO	8/7/1996	Grab Composite	Surface Soil	0 2 FT	Explosives	4-Nitrotoluene	0.25	mg/kg	U	U	U	0.25	
WBGss-030	WBGSS-030-0487-SO	8/7/1996	Grab Composite	Surface Soil	0 1.5 FT	Explosives	4-Nitrotoluene	0.25	mg/kg	U	U	U	0.25	
WBGss-031	WBGSS-031-0488-SO	8/7/1996	Grab Composite	Surface Soil	0 2 FT	Explosives	4-Nitrotoluene	0.25	mg/kg	U	U	U	0.25	
WBGss-032	WBGSS-032-0489-SO	8/7/1996	Grab Composite	Surface Soil	0 0.5 FT	Explosives	4-Nitrotoluene	0.25	mg/kg	U	U	U	0.25	
WBGss-033	WBGSS-033-0490-SO	8/6/1996	Grab Composite	Surface Soil	0 2 FT	Explosives	4-Nitrotoluene	0.25	mg/kg	U	U	U	0.25	
WBGss-034	WBGSS-034-0491-SO	8/6/1996	Grab Composite	Surface Soil	0 2 FT	Explosives	4-Nitrotoluene	0.25	mg/kg	U	U	U	0.25	
WBGss-036	WBGSS-036-0493-SO	8/6/1996	Grab Composite	Surface Soil	0 2 FT	Explosives	4-Nitrotoluene	0.25	mg/kg	U	U	U	0.25	
WBGss-037	WBGSS-037-0494-SO	8/6/1996	Grab Composite	Surface Soil	0 2 FT	Explosives	4-Nitrotoluene	0.25	mg/kg	U	U	U	0.25	
WBGss-038	WBGSS-038-0495-SO	8/6/1996	Grab Composite	Surface Soil	0 2 FT	Explosives	4-Nitrotoluene	0.25	mg/kg	U	U	U	0.25	
WBGss-039	WBGSS-039-0496-SO	7/31/1996	Grab Composite	Surface Soil	0 2 FT	Explosives	4-Nitrotoluene	0.25	mg/kg	U	U	U	0.25	
WBGss-040	WBGSS-040-0497-SO	7/31/1996	Grab Composite	Surface Soil	0 2 FT	Explosives	4-Nitrotoluene	0.25	mg/kg	U	U	U	0.25	
WBGss-042	WBGSS-042-0500-SO	8/7/1996	Grab Composite	Surface Soil	0 2 FT	Explosives	4-Nitrotoluene	0.25	mg/kg	U	U	U	0.25	

Station	Sample ID	Date Collected	Sample Type	Media	Depth	Analysis	Chemical	Results	Units	Lab Qual	Data Qual	Qual	Detection Limit	Validation Code
WBGss-043	WBGSS-043-0501-SO	8/7/1996	Grab Composite	Surface Soil	0 2 FT	Explosives	4-Nitrotoluene	0.25	mg/kg	U	U	U	0.25	
WBGss-044	WBGSS-044-0502-SO	8/7/1996	Grab Composite	Surface Soil	0 2 FT	Explosives	4-Nitrotoluene	0.25	mg/kg	U	U	U	0.25	
WBGss-045	WBGSS-045-0503-SO	8/7/1996	Grab Composite	Surface Soil	0 1 FT	Explosives	4-Nitrotoluene	0.25	mg/kg	U	U	U	0.25	
WBGss-046	WBGSS-046-0504-SO	8/7/1996	Grab Composite	Surface Soil	0 2 FT	Explosives	4-Nitrotoluene	0.25	mg/kg	U	U	U	0.25	
WBGss-047	WBGSS-047-0505-SO	8/7/1996	Grab Composite	Surface Soil	0 2 FT	Explosives	4-Nitrotoluene	0.25	mg/kg	U	U	U	0.25	
WBGss-048	WBGSS-048-0506-SO	8/7/1996	Grab Composite	Surface Soil	0 2 FT	Explosives	4-Nitrotoluene	0.25	mg/kg	U	U	U	0.25	
WBGss-049	WBGSS-049-0507-SO	8/7/1996	Grab Composite	Surface Soil	0 2 FT	Explosives	4-Nitrotoluene	0.25	mg/kg	U	U	U	0.25	
WBGss-050	WBGSS-050-0508-SO	8/7/1996	Grab Composite	Surface Soil	0 1 FT	Explosives	4-Nitrotoluene	0.25	mg/kg	U	U	U	0.25	
WBGss-051	WBGSS-051-0509-SO	8/8/1996	Grab Composite	Surface Soil	0 2 FT	Explosives	4-Nitrotoluene	0.25	mg/kg	U	U	U	0.25	
WBGss-052	WBGSS-052-0512-SO	8/7/1996	Grab Composite	Surface Soil	0 2 FT	Explosives	4-Nitrotoluene	0.25	mg/kg	U	U	U	0.25	
WBGss-053	WBGSS-053-0513-SO	8/13/1996	Grab Composite	Surface Soil	0 2 FT	Explosives	4-Nitrotoluene	0.25	mg/kg	U	U	U	0.25	
WBGss-054	WBGSS-054-0514-SO	8/8/1996	Grab Composite	Surface Soil	0 0.5 FT	Explosives	4-Nitrotoluene	0.25	mg/kg	U	U	U	0.25	
WBGss-055	WBGSS-055-0515-SO	8/8/1996	Grab Composite	Surface Soil	0 2 FT	Explosives	4-Nitrotoluene	0.25	mg/kg	U	U	U	0.25	
WBGss-056	WBGSS-056-0516-SO	8/8/1996	Grab Composite	Surface Soil	0 2 FT	Explosives	4-Nitrotoluene	0.25	mg/kg	U	U	U	0.25	
WBGss-057	WBGSS-057-0517-SO	8/7/1996	Grab Composite	Surface Soil	0 2 FT	Explosives	4-Nitrotoluene	0.25	mg/kg	U	U	U	0.25	
WBGss-058	WBGSS-058-0520-SO	8/7/1996	Grab Composite	Surface Soil	0 1.4 FT	Explosives	4-Nitrotoluene	0.25	mg/kg	U	U	U	0.25	
WBGss-060	WBGSS-060-0522-SO	8/8/1996	Grab Composite	Surface Soil	0 2 FT	Explosives	4-Nitrotoluene	0.25	mg/kg	U	U	U	0.25	
WBGss-061	WBGSS-061-0523-SO	8/8/1996	Grab Composite	Surface Soil	0 2 FT	Explosives	4-Nitrotoluene	0.25	mg/kg	U	U	U	0.25	
WBGss-062	WBGSS-062-0524-SO	8/8/1996	Grab Composite	Surface Soil	0 2 FT	Explosives	4-Nitrotoluene	0.25	mg/kg	U	U	U	0.25	
WBGss-063	WBGSS-063-0525-SO	8/7/1996	Grab Composite	Surface Soil	0 2 FT	Explosives	4-Nitrotoluene	0.25	mg/kg	U	U	U	0.25	
WBGss-064	WBGSS-064-0526-SO	8/7/1996	Grab Composite	Surface Soil	0 2 FT	Explosives	4-Nitrotoluene	0.25	mg/kg	U	U	U	0.25	
WBGss-065	WBGSS-065-0527-SO	8/9/1996	Grab Composite	Surface Soil	0 2 FT	Explosives	4-Nitrotoluene	0.25	mg/kg	U	U	U	0.25	
WBGss-066	WBGSS-066-0528-SO	8/9/1996	Grab Composite	Surface Soil	0 2 FT	Explosives	4-Nitrotoluene	0.25	mg/kg	U	U	U	0.25	
WBGss-067	WBGSS-067-0529-SO	8/9/1996	Grab Composite	Surface Soil	0 2 FT	Explosives	4-Nitrotoluene	0.25	mg/kg	U	U	U	0.25	
WBGss-068	WBGSS-068-0532-SO	8/9/1996	Grab Composite	Surface Soil	0 2 FT	Explosives	4-Nitrotoluene	0.25	mg/kg	U	U	U	0.25	
WBGss-070	WBGSS-070-0534-SO	8/9/1996	Grab Composite	Surface Soil	0 2 FT	Explosives	4-Nitrotoluene	0.25	mg/kg	U	U	U	0.25	
WBGss-072	WBGSS-072-0536-SO	8/9/1996	Grab Composite	Surface Soil	0 2 FT	Explosives	4-Nitrotoluene	0.25	mg/kg	U	U	U	0.25	
WBGss-073	WBGSS-073-0537-SO	8/9/1996	Grab Composite	Surface Soil	0 2 FT	Explosives	4-Nitrotoluene	0.25	mg/kg	U	U	U	0.25	
WBGss-075	WBGSS-075-0539-SO	8/9/1996	Grab Composite	Surface Soil	0 2 FT	Explosives	4-Nitrotoluene	0.25	mg/kg	U	U	U	0.25	
WBGss-076	WBGSS-076-0541-SO	8/9/1996	Grab Composite	Surface Soil	0 2 FT	Explosives	4-Nitrotoluene	0.25	mg/kg	U	U	U	0.25	
WBGss-077	WBGSS-077-0542-SO	8/13/1996	Grab Composite	Surface Soil	0 0.8 FT	Explosives	4-Nitrotoluene	0.25	mg/kg	U	U	U	0.25	
WBGss-097	WBGSS-097-0564-SO	8/13/1996	Grab Composite	Surface Soil	0 2 FT	Explosives	4-Nitrotoluene	0.25	mg/kg	U	U	U	0.25	
WBGss-098	WBGSS-098-0565-SO	8/14/1996	Grab Composite	Surface Soil	0 2 FT	Explosives	4-Nitrotoluene	0.25	mg/kg	U	U	U	0.25	
WBGss-102	WB0691	4/23/1998	Grab Composite	Surface Soil	0 1 FT	Explosives	4-Nitrotoluene	0.25	mg/kg	U	U	U	0.25	
WBGss-104	WB0693	4/23/1998	Grab Composite	Surface Soil	0 1 FT	Explosives	4-Nitrotoluene	0.25	mg/kg	U	U	U	0.25	
WBGss-106	WB0695	4/23/1998	Grab Composite	Surface Soil	0 1 FT	Explosives	4-Nitrotoluene	0.25	mg/kg	U	U	U	0.25	
WBGss-108	WB0697	4/23/1998	Grab Composite	Surface Soil	0 1 FT	Explosives	4-Nitrotoluene	0.25	mg/kg	U	U	U	0.25	
WBGss-113	WB0702	4/23/1998	Grab Composite	Surface Soil	0 1 FT	Explosives	4-Nitrotoluene	0.25	mg/kg	U	U	U	0.25	
WBGss-116	WB0705	4/23/1998	Grab Composite	Surface Soil	0 1 FT	Explosives	4-Nitrotoluene	0.25	mg/kg	U	U	U	0.25	
WBGss-117	WB0706	4/22/1998	Grab Composite	Surface Soil	0 1 FT	Explosives	4-Nitrotoluene	0.25	mg/kg	U	U	U	0.25	
WBGss-122	WB0711	4/22/1998	Grab Composite	Surface Soil	0 1 FT	Explosives	4-Nitrotoluene	0.25	mg/kg	U	U	U	0.25	
WBGss-129	WB0718	4/22/1998	Grab Composite	Surface Soil	0 1 FT	Explosives	4-Nitrotoluene	0.25	mg/kg	U	U	U	0.25	
WBGss-134	WB0723	4/21/1998	Grab Composite	Surface Soil	0 1 FT	Explosives	4-Nitrotoluene	0.25	mg/kg	U	U	U	0.25	
WBGss-144	WB0733	4/23/1998	Grab Composite	Surface Soil	0 1 FT	Explosives	4-Nitrotoluene	0.25	mg/kg	U	U	U	0.25	
WBGss-178	WB0890	5/4/1998	Grab Composite	Surface Soil	0 1 FT	Explosives	4-Nitrotoluene	0.25	mg/kg	U	U	U	0.25	
WBGss-035	WBGSS-035-0492-SO	8/6/1996	Grab Composite	Surface Soil	0 2 FT	Explosives	4-Nitrotoluene	0.25	mg/kg	U	UJ	UJ	0.25	A01
WBGss-070	WBGSS-070-0534-SO	8/9/1996	Grab Composite	Surface Soil	0 2 FT	Explosives	HMX	1700	mg/kg		=	=	2	
WBGss-390	WB2018	8/8/2000	Grab	Soil	0 1 NA	Explosives	HMX	370	mg/kg		=	=	150	
WBGss-389	WB2016	8/8/2000	Grab	Soil	0 1 NA	Explosives	HMX	62	mg/kg		=	=	25	
WBGss-062	WBGSS-062-0524-SO	8/8/1996	Grab Composite	Surface Soil	0 2 FT	Explosives	HMX	38	mg/kg		=	=	2	
WBGss-107	WB0696	4/23/1998	Grab Composite	Surface Soil	0 1 FT	Explosives	HMX	1.2	mg/kg		=	=	0.5	F08
WBG-247	WBG4162	10/22/2000	Grab	Surface Soil	0 1 FT	Explosives	HMX	0.69	mg/kg		=	=	0.5	
WBGss-187	WB0912	5/6/1998	Grab	Surface Soil	0 1 FT	Explosives	HMX	0.61	mg/kg		=	=	0.5	
WBGss-168	WB0768	4/29/1998	Grab	Surface Soil	0 1 FT	Explosives	HMX	40	mg/kg	J	J	J	120	
WBGss-075	WBGSS-075-0539-SO	8/9/1996	Grab Composite	Surface Soil	0 2 FT	Explosives	HMX	1.9	mg/kg	J	J	J	2	F06
WBGss-388	WB2017	8/8/2000	Grab	Soil	0 1 NA	Explosives	HMX	0.36	mg/kg	J	J	J	0.5	
WBGss-178	WB0890	5/4/1998	Grab Composite	Surface Soil	0 1 FT	Explosives	HMX	0.35	mg/kg	J	J	J	0.5	
WBGss-122	WB0711	4/22/1998	Grab Composite	Surface Soil	0 1 FT	Explosives	HMX	0.24	mg/kg	J	J	J	0.5	
WBGss-141	WB0730	4/22/1998	Grab Composite	Surface Soil	0 1 FT	Explosives	HMX	0.24	mg/kg	J	J	J	0.5	
WBG-242	WBG4145	10/22/2000	Grab	Surface Soil	0 1 FT	Explosives	HMX	0.19	mg/kg	J	J	J	0.5	
WBGss-313	WB1006	8/8/2000	Grab	Soil	0 1 NA	Explosives	HMX	0.18	mg/kg	J	J	J	0.5	
WBGss-194	WB0935	5/7/1998	Grab	Surface Soil	0 1 FT	Explosives	HMX	0.12	mg/kg	J	J	J	0.5	
WBGss-117	WB0706	4/22/1998	Grab Composite	Surface Soil	0 1 FT	Explosives	HMX	0.12	mg/kg	J	J	J	0.5	
WBGss-144	WB0733	4/23/1998	Grab Composite	Surface Soil	0 1 FT	Explosives	HMX	0.12	mg/kg	J	J	J	0.5	
WBGss-069	WBGSS-069-0533-SO	8/9/1996	Grab Composite	Surface Soil	0 2 FT	Explosives	HMX	100	mg/kg	U	U	U	100	
WBGss-140	WB0729	4/22/1998	Grab Composite	Surface Soil	0 1 FT	Explosives	HMX	50	mg/kg	U	U	U	50	
WBGss-142	WB0731	4/22/1998	Grab Composite	Surface Soil	0 1 FT	Explosives	HMX	12	mg/kg	U	U	U	12	
WBGss-041	WBGSS-041-0499-SO	7/31/1996	Grab	Surface Soil	0 0.5 FT	Explosives	HMX	2	mg/kg	U	U	U	2	
WBGss-001	WBGSS-001-0456-SO	7/31/1996	Grab Composite	Surface Soil	0 2 FT	Explosives	HMX	2	mg/kg	U	U	U	2	
WBGss-002	WBGSS-002-0457-SO	7/31/1996	Grab Composite	Surface Soil	0 2 FT	Explosives	HMX	2	mg/kg	U	U	U	2	
WBGss-003	WBGSS-003-0458-SO	7/31/1996	Grab Composite	Surface Soil	0 2 FT	Explosives	HMX	2	mg/kg	U	U	U	2	
WBGss-004	WBGSS-004-0459-SO	7/30/1996	Grab Composite	Surface Soil	0 0.7 FT	Explosives	HMX	2	mg/kg	U	U	U	2	
WBGss-005	WBGSS-005-0460-SO	7/30/1996	Grab Composite	Surface Soil	0 2 FT	Explosives	HMX	2	mg/kg	U	U	U	2	

Station	Sample ID	Date Collected	Sample Type	Media	Depth	Analysis	Chemical	Results	Units	Lab Qual	Data Qual	Qual	Detection Limit	Validation Code
WBGss-006	WBGSS-006-0461-SO	7/30/1996	Grab Composite	Surface Soil	0 2 FT	Explosives	HMX	2	mg/kg	U	U	U	2	
WBGss-007	WBGSS-007-0462-SO	7/30/1996	Grab Composite	Surface Soil	0 2 FT	Explosives	HMX	2	mg/kg	U	U	U	2	
WBGss-008	WBGSS-008-0463-SO	7/30/1996	Grab Composite	Surface Soil	0 2 FT	Explosives	HMX	2	mg/kg	U	U	U	2	
WBGss-009	WBGSS-009-0464-SO	8/5/1996	Grab Composite	Surface Soil	0 2 FT	Explosives	HMX	2	mg/kg	U	U	U	2	
WBGss-010	WBGSS-010-0465-SO	8/5/1996	Grab Composite	Surface Soil	0 2 FT	Explosives	HMX	2	mg/kg	U	U	U	2	
WBGss-011	WBGSS-011-0466-SO	8/5/1996	Grab Composite	Surface Soil	0 2 FT	Explosives	HMX	2	mg/kg	U	U	U	2	
WBGss-012	WBGSS-012-0467-SO	8/5/1996	Grab Composite	Surface Soil	0 2 FT	Explosives	HMX	2	mg/kg	U	U	U	2	
WBGss-013	WBGSS-013-0468-SO	8/5/1996	Grab Composite	Surface Soil	0 2 FT	Explosives	HMX	2	mg/kg	U	U	U	2	
WBGss-014	WBGSS-014-0469-SO	8/8/1996	Grab Composite	Surface Soil	0 1.5 FT	Explosives	HMX	2	mg/kg	U	U	U	2	
WBGss-015	WBGSS-015-0470-SO	8/5/1996	Grab Composite	Surface Soil	0 2 FT	Explosives	HMX	2	mg/kg	U	U	U	2	
WBGss-016	WBGSS-016-0471-SO	8/6/1996	Grab Composite	Surface Soil	0 2 FT	Explosives	HMX	2	mg/kg	U	U	U	2	
WBGss-017	WBGSS-017-0472-SO	8/6/1996	Grab Composite	Surface Soil	0 2 FT	Explosives	HMX	2	mg/kg	U	U	U	2	
WBGss-018	WBGSS-018-0473-SO	8/6/1996	Grab Composite	Surface Soil	0 1.5 FT	Explosives	HMX	2	mg/kg	U	U	U	2	
WBGss-019	WBGSS-019-0474-SO	8/6/1996	Grab Composite	Surface Soil	0 1.5 FT	Explosives	HMX	2	mg/kg	U	U	U	2	
WBGss-020	WBGSS-020-0477-SO	8/5/1996	Grab Composite	Surface Soil	0 2 FT	Explosives	HMX	2	mg/kg	U	U	U	2	
WBGss-021	WBGSS-021-0478-SO	8/5/1996	Grab Composite	Surface Soil	0 2 FT	Explosives	HMX	2	mg/kg	U	U	U	2	
WBGss-022	WBGSS-022-0479-SO	8/5/1996	Grab Composite	Surface Soil	0 2 FT	Explosives	HMX	2	mg/kg	U	U	U	2	
WBGss-023	WBGSS-023-0480-SO	8/5/1996	Grab Composite	Surface Soil	0 2 FT	Explosives	HMX	2	mg/kg	U	U	U	2	
WBGss-024	WBGSS-024-0481-SO	8/5/1996	Grab Composite	Surface Soil	0 2 FT	Explosives	HMX	2	mg/kg	U	U	U	2	
WBGss-025	WBGSS-025-0482-SO	8/5/1996	Grab Composite	Surface Soil	0 0.5 FT	Explosives	HMX	2	mg/kg	U	U	U	2	
WBGss-026	WBGSS-026-0483-SO	8/6/1996	Grab Composite	Surface Soil	0 1.3 FT	Explosives	HMX	2	mg/kg	U	U	U	2	
WBGss-027	WBGSS-027-0484-SO	8/6/1996	Grab Composite	Surface Soil	0 0.5 FT	Explosives	HMX	2	mg/kg	U	U	U	2	
WBGss-028	WBGSS-028-0485-SO	8/7/1996	Grab Composite	Surface Soil	0 2 FT	Explosives	HMX	2	mg/kg	U	U	U	2	
WBGss-029	WBGSS-029-0486-SO	8/7/1996	Grab Composite	Surface Soil	0 2 FT	Explosives	HMX	2	mg/kg	U	U	U	2	
WBGss-030	WBGSS-030-0487-SO	8/7/1996	Grab Composite	Surface Soil	0 1.5 FT	Explosives	HMX	2	mg/kg	U	U	U	2	
WBGss-031	WBGSS-031-0488-SO	8/7/1996	Grab Composite	Surface Soil	0 2 FT	Explosives	HMX	2	mg/kg	U	U	U	2	
WBGss-032	WBGSS-032-0489-SO	8/7/1996	Grab Composite	Surface Soil	0 0.5 FT	Explosives	HMX	2	mg/kg	U	U	U	2	
WBGss-033	WBGSS-033-0490-SO	8/6/1996	Grab Composite	Surface Soil	0 2 FT	Explosives	HMX	2	mg/kg	U	U	U	2	
WBGss-034	WBGSS-034-0491-SO	8/6/1996	Grab Composite	Surface Soil	0 2 FT	Explosives	HMX	2	mg/kg	U	U	U	2	
WBGss-036	WBGSS-036-0493-SO	8/6/1996	Grab Composite	Surface Soil	0 2 FT	Explosives	HMX	2	mg/kg	U	U	U	2	
WBGss-037	WBGSS-037-0494-SO	8/6/1996	Grab Composite	Surface Soil	0 2 FT	Explosives	HMX	2	mg/kg	U	U	U	2	
WBGss-038	WBGSS-038-0495-SO	8/6/1996	Grab Composite	Surface Soil	0 2 FT	Explosives	HMX	2	mg/kg	U	U	U	2	
WBGss-039	WBGSS-039-0496-SO	7/31/1996	Grab Composite	Surface Soil	0 2 FT	Explosives	HMX	2	mg/kg	U	U	U	2	
WBGss-040	WBGSS-040-0497-SO	7/31/1996	Grab Composite	Surface Soil	0 2 FT	Explosives	HMX	2	mg/kg	U	U	U	2	
WBGss-042	WBGSS-042-0500-SO	8/7/1996	Grab Composite	Surface Soil	0 2 FT	Explosives	HMX	2	mg/kg	U	U	U	2	
WBGss-043	WBGSS-043-0501-SO	8/7/1996	Grab Composite	Surface Soil	0 2 FT	Explosives	HMX	2	mg/kg	U	U	U	2	
WBGss-044	WBGSS-044-0502-SO	8/7/1996	Grab Composite	Surface Soil	0 2 FT	Explosives	HMX	2	mg/kg	U	U	U	2	
WBGss-045	WBGSS-045-0503-SO	8/7/1996	Grab Composite	Surface Soil	0 1 FT	Explosives	HMX	2	mg/kg	U	U	U	2	
WBGss-046	WBGSS-046-0504-SO	8/7/1996	Grab Composite	Surface Soil	0 2 FT	Explosives	HMX	2	mg/kg	U	U	U	2	
WBGss-047	WBGSS-047-0505-SO	8/7/1996	Grab Composite	Surface Soil	0 2 FT	Explosives	HMX	2	mg/kg	U	U	U	2	
WBGss-048	WBGSS-048-0506-SO	8/7/1996	Grab Composite	Surface Soil	0 2 FT	Explosives	HMX	2	mg/kg	U	U	U	2	
WBGss-049	WBGSS-049-0507-SO	8/7/1996	Grab Composite	Surface Soil	0 2 FT	Explosives	HMX	2	mg/kg	U	U	U	2	
WBGss-050	WBGSS-050-0508-SO	8/7/1996	Grab Composite	Surface Soil	0 1 FT	Explosives	HMX	2	mg/kg	U	U	U	2	
WBGss-051	WBGSS-051-0509-SO	8/8/1996	Grab Composite	Surface Soil	0 2 FT	Explosives	HMX	2	mg/kg	U	U	U	2	
WBGss-052	WBGSS-052-0512-SO	8/7/1996	Grab Composite	Surface Soil	0 2 FT	Explosives	HMX	2	mg/kg	U	U	U	2	
WBGss-053	WBGSS-053-0513-SO	8/13/1996	Grab Composite	Surface Soil	0 2 FT	Explosives	HMX	2	mg/kg	U	U	U	2	
WBGss-054	WBGSS-054-0514-SO	8/8/1996	Grab Composite	Surface Soil	0 0.5 FT	Explosives	HMX	2	mg/kg	U	U	U	2	
WBGss-055	WBGSS-055-0515-SO	8/8/1996	Grab Composite	Surface Soil	0 2 FT	Explosives	HMX	2	mg/kg	U	U	U	2	
WBGss-056	WBGSS-056-0516-SO	8/8/1996	Grab Composite	Surface Soil	0 2 FT	Explosives	HMX	2	mg/kg	U	U	U	2	
WBGss-057	WBGSS-057-0517-SO	8/7/1996	Grab Composite	Surface Soil	0 2 FT	Explosives	HMX	2	mg/kg	U	U	U	2	
WBGss-058	WBGSS-058-0520-SO	8/7/1996	Grab Composite	Surface Soil	0 1.4 FT	Explosives	HMX	2	mg/kg	U	U	U	2	
WBGss-060	WBGSS-060-0522-SO	8/8/1996	Grab Composite	Surface Soil	0 2 FT	Explosives	HMX	2	mg/kg	U	U	U	2	
WBGss-061	WBGSS-061-0523-SO	8/8/1996	Grab Composite	Surface Soil	0 2 FT	Explosives	HMX	2	mg/kg	U	U	U	2	
WBGss-063	WBGSS-063-0525-SO	8/7/1996	Grab Composite	Surface Soil	0 2 FT	Explosives	HMX	2	mg/kg	U	U	U	2	
WBGss-064	WBGSS-064-0526-SO	8/7/1996	Grab Composite	Surface Soil	0 2 FT	Explosives	HMX	2	mg/kg	U	U	U	2	
WBGss-065	WBGSS-065-0527-SO	8/9/1996	Grab Composite	Surface Soil	0 2 FT	Explosives	HMX	2	mg/kg	U	U	U	2	
WBGss-066	WBGSS-066-0528-SO	8/9/1996	Grab Composite	Surface Soil	0 2 FT	Explosives	HMX	2	mg/kg	U	U	U	2	
WBGss-067	WBGSS-067-0529-SO	8/9/1996	Grab Composite	Surface Soil	0 2 FT	Explosives	HMX	2	mg/kg	U	U	U	2	
WBGss-068	WBGSS-068-0532-SO	8/9/1996	Grab Composite	Surface Soil	0 2 FT	Explosives	HMX	2	mg/kg	U	U	U	2	
WBGss-072	WBGSS-072-0536-SO	8/9/1996	Grab Composite	Surface Soil	0 2 FT	Explosives	HMX	2	mg/kg	U	U	U	2	
WBGss-073	WBGSS-073-0537-SO	8/9/1996	Grab Composite	Surface Soil	0 2 FT	Explosives	HMX	2	mg/kg	U	U	U	2	
WBGss-076	WBGSS-076-0541-SO	8/9/1996	Grab Composite	Surface Soil	0 2 FT	Explosives	HMX	2	mg/kg	U	U	U	2	
WBGss-077	WBGSS-077-0542-SO	8/13/1996	Grab Composite	Surface Soil	0 0.8 FT	Explosives	HMX	2	mg/kg	U	U	U	2	
WBGss-097	WBGSS-097-0564-SO	8/13/1996	Grab Composite	Surface Soil	0 2 FT	Explosives	HMX	2	mg/kg	U	U	U	2	
WBGss-098	WBGSS-098-0565-SO	8/14/1996	Grab Composite	Surface Soil	0 2 FT	Explosives	HMX	2	mg/kg	U	U	U	2	
WBG-201	WBG4012	10/17/2000	Grab	Surface Soil	0 1 FT	Explosives	HMX	0.5	mg/kg	U	U	U	0.5	
WBG-203	WBG4018	10/22/2000	Grab	Surface Soil	0 1 FT	Explosives	HMX	0.5	mg/kg	U	U	U	0.5	
WBG-210	WBG4041	10/30/2000	Grab	Surface Soil	0 1 FT	Explosives	HMX	0.5	mg/kg	U	U	U	0.5	
WBG-212	WBG4049	10/18/2000	Grab	Surface Soil	0 1 FT	Explosives	HMX	0.5	mg/kg	U	U	U	0.5	
WBG-227	WBG4094	10/22/2000	Grab	Surface Soil	0 1 FT	Explosives	HMX	0.5	mg/kg	U	U	U	0.5	
WBG-232	WBG4111	10/22/2000	Grab	Surface Soil	0 1 FT	Explosives	HMX	0.5	mg/kg	U	U	U	0.5	
WBG-234	WBG4119	10/19/2000	Grab	Surface Soil	0 1 FT	Explosives	HMX	0.5	mg/kg	U	U	U	0.5	
WBG-236	WBG4125	10/20/2000	Grab	Surface Soil	0 1 FT	Explosives	HMX	0.5	mg/kg	U	U	U	0.5	

Station	Sample ID	Date Collected	Sample Type	Media	Depth	Analysis	Chemical	Results	Units	Lab Qual	Data Qual	Qual	Detection Limit	Validation Code
WBG-237	WBG4128	10/22/2000	Grab	Surface Soil	0 1 FT	Explosives	HMX	0.5	mg/kg	U	U	U	0.5	
WBG-254	WBG4187	10/16/2000	Grab	Surface Soil	0 1 FT	Explosives	HMX	0.5	mg/kg	U	U	U	0.5	
WBG-255	WBG4190	10/17/2000	Grab	Surface Soil	0 1 FT	Explosives	HMX	0.5	mg/kg	U	U	U	0.5	
WBG-257	WBG4196	10/30/2000	Grab	Surface Soil	0 1 FT	Explosives	HMX	0.5	mg/kg	U	U	U	0.5	
WBGss-299	WB1009	8/8/2000	Grab	Soil	0 1 NA	Explosives	HMX	0.5	mg/kg	U	U	U	0.5	
WBGss-308	WB1008	8/8/2000	Grab	Soil	0 1 NA	Explosives	HMX	0.5	mg/kg	U	U	U	0.5	
WBGss-314	WB1007	8/8/2000	Grab	Soil	0 1 NA	Explosives	HMX	0.5	mg/kg	U	U	U	0.5	
WBGss-322	WB1003	8/8/2000	Grab	Soil	0 1 NA	Explosives	HMX	0.5	mg/kg	U	U	U	0.5	
WBGss-324	WB1002	8/8/2000	Grab	Soil	0 1 NA	Explosives	HMX	0.5	mg/kg	U	U	U	0.5	
WBGss-325	WB1004	8/8/2000	Grab	Soil	0 1 NA	Explosives	HMX	0.5	mg/kg	U	U	U	0.5	
WBGss-326	WB1001	8/8/2000	Grab	Soil	0 1 NA	Explosives	HMX	0.5	mg/kg	U	U	U	0.5	
WBGss-334	WB1005	8/8/2000	Grab	Soil	0 1 NA	Explosives	HMX	0.5	mg/kg	U	U	U	0.5	
WBGss-341	WB3019	8/9/2000	Grab	Soil	0 1 NA	Explosives	HMX	0.5	mg/kg	U	U	U	0.5	
WBGss-344	WB3020	8/9/2000	Grab	Soil	0 1 NA	Explosives	HMX	0.5	mg/kg	U	U	U	0.5	
WBGss-346	WB3022	8/9/2000	Grab	Soil	0 1 NA	Explosives	HMX	0.5	mg/kg	U	U	U	0.5	
WBGss-347	WB3023	8/9/2000	Grab	Soil	0 1 NA	Explosives	HMX	0.5	mg/kg	U	U	U	0.5	
WBGss-352	WB3021	8/9/2000	Grab	Soil	0 1 NA	Explosives	HMX	0.5	mg/kg	U	U	U	0.5	
WBGss-353	WB3024	8/9/2000	Grab	Soil	0 1 NA	Explosives	HMX	0.5	mg/kg	U	U	U	0.5	
WBGss-359	WB3027	8/9/2000	Grab	Soil	0 1 NA	Explosives	HMX	0.5	mg/kg	U	U	U	0.5	
WBGss-362	WB3025	8/9/2000	Grab	Soil	0 1 NA	Explosives	HMX	0.5	mg/kg	U	U	U	0.5	
WBGss-371	WB3026	8/9/2000	Grab	Soil	0 1 NA	Explosives	HMX	0.5	mg/kg	U	U	U	0.5	
WBGss-102	WB0691	4/23/1998	Grab Composite	Surface Soil	0 1 FT	Explosives	HMX	0.5	mg/kg	U	U	U	0.5	
WBGss-104	WB0693	4/23/1998	Grab Composite	Surface Soil	0 1 FT	Explosives	HMX	0.5	mg/kg	U	U	U	0.5	
WBGss-106	WB0695	4/23/1998	Grab Composite	Surface Soil	0 1 FT	Explosives	HMX	0.5	mg/kg	U	U	U	0.5	
WBGss-108	WB0697	4/23/1998	Grab Composite	Surface Soil	0 1 FT	Explosives	HMX	0.5	mg/kg		U	U	0.5	F01,F06
WBGss-113	WB0702	4/23/1998	Grab Composite	Surface Soil	0 1 FT	Explosives	HMX	0.5	mg/kg		U	U	0.5	F01,F06
WBGss-116	WB0705	4/23/1998	Grab Composite	Surface Soil	0 1 FT	Explosives	HMX	0.5	mg/kg		U	U	0.5	F01,F06
WBGss-129	WB0718	4/22/1998	Grab Composite	Surface Soil	0 1 FT	Explosives	HMX	0.5	mg/kg		U	U	0.5	F01,F06
WBGss-134	WB0723	4/21/1998	Grab Composite	Surface Soil	0 1 FT	Explosives	HMX	0.5	mg/kg		U	U	0.5	F01,F06
WBGss-035	WBGSS-035-0492-SO	8/6/1996	Grab Composite	Surface Soil	0 2 FT	Explosives	HMX	2	mg/kg	U	UJ	UJ	2	A01
WBGss-106	WB0695	4/23/1998	Grab Composite	Surface Soil	0 1 FT	Explosives	Nitrobenzene	0.054	mg/kg	J	J	J	0.25	
WBGss-178	WB0890	5/4/1998	Grab Composite	Surface Soil	0 1 FT	Explosives	Nitrobenzene	0.035	mg/kg	J	J	J	0.25	
WBGss-168	WB0768	4/29/1998	Grab	Surface Soil	0 1 FT	Explosives	Nitrobenzene	62	mg/kg	U	U	U	62	
WBGss-140	WB0729	4/22/1998	Grab Composite	Surface Soil	0 1 FT	Explosives	Nitrobenzene	25	mg/kg	U	U	U	25	
WBGss-069	WBGSS-069-0533-SO	8/9/1996	Grab Composite	Surface Soil	0 2 FT	Explosives	Nitrobenzene	13	mg/kg	U	U	U	13	
WBGss-142	WB0731	4/22/1998	Grab Composite	Surface Soil	0 1 FT	Explosives	Nitrobenzene	6.2	mg/kg	U	U	U	6.2	
WBGss-041	WBGSS-041-0499-SO	7/31/1996	Grab	Surface Soil	0 0.5 FT	Explosives	Nitrobenzene	0.26	mg/kg	U	U	U	0.26	
WBGss-001	WBGSS-001-0456-SO	7/31/1996	Grab Composite	Surface Soil	0 2 FT	Explosives	Nitrobenzene	0.26	mg/kg	U	U	U	0.26	
WBGss-002	WBGSS-002-0457-SO	7/31/1996	Grab Composite	Surface Soil	0 2 FT	Explosives	Nitrobenzene	0.26	mg/kg	U	U	U	0.26	
WBGss-003	WBGSS-003-0458-SO	7/31/1996	Grab Composite	Surface Soil	0 2 FT	Explosives	Nitrobenzene	0.26	mg/kg	U	U	U	0.26	
WBGss-004	WBGSS-004-0459-SO	7/30/1996	Grab Composite	Surface Soil	0 0.7 FT	Explosives	Nitrobenzene	0.26	mg/kg	U	U	U	0.26	
WBGss-005	WBGSS-005-0460-SO	7/30/1996	Grab Composite	Surface Soil	0 2 FT	Explosives	Nitrobenzene	0.26	mg/kg	U	U	U	0.26	
WBGss-006	WBGSS-006-0461-SO	7/30/1996	Grab Composite	Surface Soil	0 2 FT	Explosives	Nitrobenzene	0.26	mg/kg	U	U	U	0.26	
WBGss-007	WBGSS-007-0462-SO	7/30/1996	Grab Composite	Surface Soil	0 2 FT	Explosives	Nitrobenzene	0.26	mg/kg	U	U	U	0.26	
WBGss-008	WBGSS-008-0463-SO	7/30/1996	Grab Composite	Surface Soil	0 2 FT	Explosives	Nitrobenzene	0.26	mg/kg	U	U	U	0.26	
WBGss-009	WBGSS-009-0464-SO	8/5/1996	Grab Composite	Surface Soil	0 2 FT	Explosives	Nitrobenzene	0.26	mg/kg	U	U	U	0.26	
WBGss-010	WBGSS-010-0465-SO	8/5/1996	Grab Composite	Surface Soil	0 2 FT	Explosives	Nitrobenzene	0.26	mg/kg	U	U	U	0.26	
WBGss-011	WBGSS-011-0466-SO	8/5/1996	Grab Composite	Surface Soil	0 2 FT	Explosives	Nitrobenzene	0.26	mg/kg	U	U	U	0.26	
WBGss-012	WBGSS-012-0467-SO	8/5/1996	Grab Composite	Surface Soil	0 2 FT	Explosives	Nitrobenzene	0.26	mg/kg	U	U	U	0.26	
WBGss-013	WBGSS-013-0468-SO	8/5/1996	Grab Composite	Surface Soil	0 2 FT	Explosives	Nitrobenzene	0.26	mg/kg	U	U	U	0.26	
WBGss-014	WBGSS-014-0469-SO	8/8/1996	Grab Composite	Surface Soil	0 1.5 FT	Explosives	Nitrobenzene	0.26	mg/kg	U	U	U	0.26	
WBGss-015	WBGSS-015-0470-SO	8/5/1996	Grab Composite	Surface Soil	0 2 FT	Explosives	Nitrobenzene	0.26	mg/kg	U	U	U	0.26	
WBGss-016	WBGSS-016-0471-SO	8/6/1996	Grab Composite	Surface Soil	0 2 FT	Explosives	Nitrobenzene	0.26	mg/kg	U	U	U	0.26	
WBGss-017	WBGSS-017-0472-SO	8/6/1996	Grab Composite	Surface Soil	0 2 FT	Explosives	Nitrobenzene	0.26	mg/kg	U	U	U	0.26	
WBGss-018	WBGSS-018-0473-SO	8/6/1996	Grab Composite	Surface Soil	0 1.5 FT	Explosives	Nitrobenzene	0.26	mg/kg	U	U	U	0.26	
WBGss-019	WBGSS-019-0474-SO	8/6/1996	Grab Composite	Surface Soil	0 1.5 FT	Explosives	Nitrobenzene	0.26	mg/kg	U	U	U	0.26	
WBGss-020	WBGSS-020-0477-SO	8/5/1996	Grab Composite	Surface Soil	0 2 FT	Explosives	Nitrobenzene	0.26	mg/kg	U	U	U	0.26	
WBGss-021	WBGSS-021-0478-SO	8/5/1996	Grab Composite	Surface Soil	0 2 FT	Explosives	Nitrobenzene	0.26	mg/kg	U	U	U	0.26	
WBGss-022	WBGSS-022-0479-SO	8/5/1996	Grab Composite	Surface Soil	0 2 FT	Explosives	Nitrobenzene	0.26	mg/kg	U	U	U	0.26	
WBGss-023	WBGSS-023-0480-SO	8/5/1996	Grab Composite	Surface Soil	0 2 FT	Explosives	Nitrobenzene	0.26	mg/kg	U	U	U	0.26	
WBGss-024	WBGSS-024-0481-SO	8/5/1996	Grab Composite	Surface Soil	0 2 FT	Explosives	Nitrobenzene	0.26	mg/kg	U	U	U	0.26	
WBGss-025	WBGSS-025-0482-SO	8/5/1996	Grab Composite	Surface Soil	0 0.5 FT	Explosives	Nitrobenzene	0.26	mg/kg	U	U	U	0.26	
WBGss-026	WBGSS-026-0483-SO	8/6/1996	Grab Composite	Surface Soil	0 1.3 FT	Explosives	Nitrobenzene	0.26	mg/kg	U	U	U	0.26	
WBGss-027	WBGSS-027-0484-SO	8/6/1996	Grab Composite	Surface Soil	0 0.5 FT	Explosives	Nitrobenzene	0.26	mg/kg	U	U	U	0.26	
WBGss-028	WBGSS-028-0485-SO	8/7/1996	Grab Composite	Surface Soil	0 2 FT	Explosives	Nitrobenzene	0.26	mg/kg	U	U	U	0.26	
WBGss-029	WBGSS-029-0486-SO	8/7/1996	Grab Composite	Surface Soil	0 2 FT	Explosives	Nitrobenzene	0.26	mg/kg	U	U	U	0.26	
WBGss-030	WBGSS-030-0487-SO	8/7/1996	Grab Composite	Surface Soil	0 1.5 FT	Explosives	Nitrobenzene	0.26	mg/kg	U	U	U	0.26	
WBGss-031	WBGSS-031-0488-SO	8/7/1996	Grab Composite	Surface Soil	0 2 FT	Explosives	Nitrobenzene	0.26	mg/kg	U	U	U	0.26	
WBGss-032	WBGSS-032-0489-SO	8/7/1996	Grab Composite	Surface Soil	0 0.5 FT	Explosives	Nitrobenzene	0.26	mg/kg	U	U	U	0.26	
WBGss-033	WBGSS-033-0490-SO	8/6/1996	Grab Composite	Surface Soil	0 2 FT	Explosives	Nitrobenzene	0.26	mg/kg	U	U	U	0.26	
WBGss-034	WBGSS-034-0491-SO	8/6/1996	Grab Composite	Surface Soil	0 2 FT	Explosives	Nitrobenzene	0.26	mg/kg	U	U	U	0.26	
WBGss-036	WBGSS-036-0493-SO	8/6/1996	Grab Composite	Surface Soil	0 2 FT	Explosives	Nitrobenzene	0.26	mg/kg	U	U	U	0.26	
WBGss-037	WBGSS-037-0494-SO	8/6/1996	Grab Composite	Surface Soil	0 2 FT	Explosives	Nitrobenzene	0.26	mg/kg	U	U	U	0.26	

Station	Sample ID	Date Collected	Sample Type	Media	Depth	Analysis	Chemical	Results	Units	Lab Qual	Data Qual	Qual	Detection Limit	Validation Code
WBGss-038	WBGSS-038-0495-SO	8/6/1996	Grab Composite	Surface Soil	0 2 FT	Explosives	Nitrobenzene	0.26	mg/kg	U	U	U	0.26	
WBGss-039	WBGSS-039-0496-SO	7/31/1996	Grab Composite	Surface Soil	0 2 FT	Explosives	Nitrobenzene	0.26	mg/kg	U	U	U	0.26	
WBGss-040	WBGSS-040-0497-SO	7/31/1996	Grab Composite	Surface Soil	0 2 FT	Explosives	Nitrobenzene	0.26	mg/kg	U	U	U	0.26	
WBGss-042	WBGSS-042-0500-SO	8/7/1996	Grab Composite	Surface Soil	0 2 FT	Explosives	Nitrobenzene	0.26	mg/kg	U	U	U	0.26	
WBGss-043	WBGSS-043-0501-SO	8/7/1996	Grab Composite	Surface Soil	0 2 FT	Explosives	Nitrobenzene	0.26	mg/kg	U	U	U	0.26	
WBGss-044	WBGSS-044-0502-SO	8/7/1996	Grab Composite	Surface Soil	0 2 FT	Explosives	Nitrobenzene	0.26	mg/kg	U	U	U	0.26	
WBGss-045	WBGSS-045-0503-SO	8/7/1996	Grab Composite	Surface Soil	0 1 FT	Explosives	Nitrobenzene	0.26	mg/kg	U	U	U	0.26	
WBGss-046	WBGSS-046-0504-SO	8/7/1996	Grab Composite	Surface Soil	0 2 FT	Explosives	Nitrobenzene	0.26	mg/kg	U	U	U	0.26	
WBGss-047	WBGSS-047-0505-SO	8/7/1996	Grab Composite	Surface Soil	0 2 FT	Explosives	Nitrobenzene	0.26	mg/kg	U	U	U	0.26	
WBGss-048	WBGSS-048-0506-SO	8/7/1996	Grab Composite	Surface Soil	0 2 FT	Explosives	Nitrobenzene	0.26	mg/kg	U	U	U	0.26	
WBGss-049	WBGSS-049-0507-SO	8/7/1996	Grab Composite	Surface Soil	0 2 FT	Explosives	Nitrobenzene	0.26	mg/kg	U	U	U	0.26	
WBGss-050	WBGSS-050-0508-SO	8/7/1996	Grab Composite	Surface Soil	0 1 FT	Explosives	Nitrobenzene	0.26	mg/kg	U	U	U	0.26	
WBGss-051	WBGSS-051-0509-SO	8/8/1996	Grab Composite	Surface Soil	0 2 FT	Explosives	Nitrobenzene	0.26	mg/kg	U	U	U	0.26	
WBGss-052	WBGSS-052-0512-SO	8/7/1996	Grab Composite	Surface Soil	0 2 FT	Explosives	Nitrobenzene	0.26	mg/kg	U	U	U	0.26	
WBGss-053	WBGSS-053-0513-SO	8/13/1996	Grab Composite	Surface Soil	0 2 FT	Explosives	Nitrobenzene	0.26	mg/kg	U	U	U	0.26	
WBGss-054	WBGSS-054-0514-SO	8/8/1996	Grab Composite	Surface Soil	0 0.5 FT	Explosives	Nitrobenzene	0.26	mg/kg	U	U	U	0.26	
WBGss-055	WBGSS-055-0515-SO	8/8/1996	Grab Composite	Surface Soil	0 2 FT	Explosives	Nitrobenzene	0.26	mg/kg	U	U	U	0.26	
WBGss-056	WBGSS-056-0516-SO	8/8/1996	Grab Composite	Surface Soil	0 2 FT	Explosives	Nitrobenzene	0.26	mg/kg	U	U	U	0.26	
WBGss-057	WBGSS-057-0517-SO	8/7/1996	Grab Composite	Surface Soil	0 2 FT	Explosives	Nitrobenzene	0.26	mg/kg	U	U	U	0.26	
WBGss-058	WBGSS-058-0520-SO	8/7/1996	Grab Composite	Surface Soil	0 1.4 FT	Explosives	Nitrobenzene	0.26	mg/kg	U	U	U	0.26	
WBGss-060	WBGSS-060-0522-SO	8/8/1996	Grab Composite	Surface Soil	0 2 FT	Explosives	Nitrobenzene	0.26	mg/kg	U	U	U	0.26	
WBGss-061	WBGSS-061-0523-SO	8/8/1996	Grab Composite	Surface Soil	0 2 FT	Explosives	Nitrobenzene	0.26	mg/kg	U	U	U	0.26	
WBGss-062	WBGSS-062-0524-SO	8/8/1996	Grab Composite	Surface Soil	0 2 FT	Explosives	Nitrobenzene	0.26	mg/kg	U	U	U	0.26	
WBGss-063	WBGSS-063-0525-SO	8/7/1996	Grab Composite	Surface Soil	0 2 FT	Explosives	Nitrobenzene	0.26	mg/kg	U	U	U	0.26	
WBGss-064	WBGSS-064-0526-SO	8/7/1996	Grab Composite	Surface Soil	0 2 FT	Explosives	Nitrobenzene	0.26	mg/kg	U	U	U	0.26	
WBGss-065	WBGSS-065-0527-SO	8/9/1996	Grab Composite	Surface Soil	0 2 FT	Explosives	Nitrobenzene	0.26	mg/kg	U	U	U	0.26	
WBGss-066	WBGSS-066-0528-SO	8/9/1996	Grab Composite	Surface Soil	0 2 FT	Explosives	Nitrobenzene	0.26	mg/kg	U	U	U	0.26	
WBGss-067	WBGSS-067-0529-SO	8/9/1996	Grab Composite	Surface Soil	0 2 FT	Explosives	Nitrobenzene	0.26	mg/kg	U	U	U	0.26	
WBGss-068	WBGSS-068-0532-SO	8/9/1996	Grab Composite	Surface Soil	0 2 FT	Explosives	Nitrobenzene	0.26	mg/kg	U	U	U	0.26	
WBGss-070	WBGSS-070-0534-SO	8/9/1996	Grab Composite	Surface Soil	0 2 FT	Explosives	Nitrobenzene	0.26	mg/kg	U	U	U	0.26	
WBGss-072	WBGSS-072-0536-SO	8/9/1996	Grab Composite	Surface Soil	0 2 FT	Explosives	Nitrobenzene	0.26	mg/kg	U	U	U	0.26	
WBGss-073	WBGSS-073-0537-SO	8/9/1996	Grab Composite	Surface Soil	0 2 FT	Explosives	Nitrobenzene	0.26	mg/kg	U	U	U	0.26	
WBGss-075	WBGSS-075-0539-SO	8/9/1996	Grab Composite	Surface Soil	0 2 FT	Explosives	Nitrobenzene	0.26	mg/kg	U	U	U	0.26	
WBGss-076	WBGSS-076-0541-SO	8/9/1996	Grab Composite	Surface Soil	0 2 FT	Explosives	Nitrobenzene	0.26	mg/kg	U	U	U	0.26	
WBGss-077	WBGSS-077-0542-SO	8/13/1996	Grab Composite	Surface Soil	0 0.8 FT	Explosives	Nitrobenzene	0.26	mg/kg	U	U	U	0.26	
WBGss-097	WBGSS-097-0564-SO	8/13/1996	Grab Composite	Surface Soil	0 2 FT	Explosives	Nitrobenzene	0.26	mg/kg	U	U	U	0.26	
WBGss-098	WBGSS-098-0565-SO	8/14/1996	Grab Composite	Surface Soil	0 2 FT	Explosives	Nitrobenzene	0.26	mg/kg	U	U	U	0.26	
WBG-201	WBG4012	10/17/2000	Grab	Surface Soil	0 1 FT	Explosives	Nitrobenzene	0.25	mg/kg	U	U	U	0.25	
WBG-203	WBG4018	10/22/2000	Grab	Surface Soil	0 1 FT	Explosives	Nitrobenzene	0.25	mg/kg	U	U	U	0.25	
WBG-210	WBG4041	10/30/2000	Grab	Surface Soil	0 1 FT	Explosives	Nitrobenzene	0.25	mg/kg	U	U	U	0.25	
WBG-212	WBG4049	10/18/2000	Grab	Surface Soil	0 1 FT	Explosives	Nitrobenzene	0.25	mg/kg	U	U	U	0.25	
WBG-227	WBG4094	10/22/2000	Grab	Surface Soil	0 1 FT	Explosives	Nitrobenzene	0.25	mg/kg	U	U	U	0.25	
WBG-232	WBG4111	10/22/2000	Grab	Surface Soil	0 1 FT	Explosives	Nitrobenzene	0.25	mg/kg	U	U	U	0.25	
WBG-234	WBG4119	10/19/2000	Grab	Surface Soil	0 1 FT	Explosives	Nitrobenzene	0.25	mg/kg	U	U	U	0.25	
WBG-236	WBG4125	10/20/2000	Grab	Surface Soil	0 1 FT	Explosives	Nitrobenzene	0.25	mg/kg	U	U	U	0.25	
WBG-237	WBG4128	10/22/2000	Grab	Surface Soil	0 1 FT	Explosives	Nitrobenzene	0.25	mg/kg	U	U	U	0.25	
WBG-242	WBG4145	10/22/2000	Grab	Surface Soil	0 1 FT	Explosives	Nitrobenzene	0.25	mg/kg	U	U	U	0.25	
WBG-247	WBG4162	10/22/2000	Grab	Surface Soil	0 1 FT	Explosives	Nitrobenzene	0.25	mg/kg	U	U	U	0.25	
WBG-254	WBG4187	10/16/2000	Grab	Surface Soil	0 1 FT	Explosives	Nitrobenzene	0.25	mg/kg	U	U	U	0.25	
WBG-255	WBG4190	10/17/2000	Grab	Surface Soil	0 1 FT	Explosives	Nitrobenzene	0.25	mg/kg	U	U	U	0.25	
WBG-257	WBG4196	10/30/2000	Grab	Surface Soil	0 1 FT	Explosives	Nitrobenzene	0.25	mg/kg	U	U	U	0.25	
WBGss-187	WB0912	5/6/1998	Grab	Surface Soil	0 1 FT	Explosives	Nitrobenzene	0.25	mg/kg	U	U	U	0.25	
WBGss-194	WB0935	5/7/1998	Grab	Surface Soil	0 1 FT	Explosives	Nitrobenzene	0.25	mg/kg	U	U	U	0.25	
WBGss-299	WB1009	8/8/2000	Grab	Soil	0 1 NA	Explosives	Nitrobenzene	0.25	mg/kg	U	U	U	0.25	
WBGss-308	WB1008	8/8/2000	Grab	Soil	0 1 NA	Explosives	Nitrobenzene	0.25	mg/kg	U	U	U	0.25	
WBGss-313	WB1006	8/8/2000	Grab	Soil	0 1 NA	Explosives	Nitrobenzene	0.25	mg/kg	U	U	U	0.25	
WBGss-314	WB1007	8/8/2000	Grab	Soil	0 1 NA	Explosives	Nitrobenzene	0.25	mg/kg	U	U	U	0.25	
WBGss-322	WB1003	8/8/2000	Grab	Soil	0 1 NA	Explosives	Nitrobenzene	0.25	mg/kg	U	U	U	0.25	
WBGss-324	WB1002	8/8/2000	Grab	Soil	0 1 NA	Explosives	Nitrobenzene	0.25	mg/kg	U	U	U	0.25	
WBGss-325	WB1004	8/8/2000	Grab	Soil	0 1 NA	Explosives	Nitrobenzene	0.25	mg/kg	U	U	U	0.25	
WBGss-326	WB1001	8/8/2000	Grab	Soil	0 1 NA	Explosives	Nitrobenzene	0.25	mg/kg	U	U	U	0.25	
WBGss-334	WB1005	8/8/2000	Grab	Soil	0 1 NA	Explosives	Nitrobenzene	0.25	mg/kg	U	U	U	0.25	
WBGss-341	WB3019	8/9/2000	Grab	Soil	0 1 NA	Explosives	Nitrobenzene	0.25	mg/kg	U	U	U	0.25	
WBGss-344	WB3020	8/9/2000	Grab	Soil	0 1 NA	Explosives	Nitrobenzene	0.25	mg/kg	U	U	U	0.25	
WBGss-346	WB3022	8/9/2000	Grab	Soil	0 1 NA	Explosives	Nitrobenzene	0.25	mg/kg	U	U	U	0.25	
WBGss-347	WB3023	8/9/2000	Grab	Soil	0 1 NA	Explosives	Nitrobenzene	0.25	mg/kg	U	U	U	0.25	
WBGss-352	WB3021	8/9/2000	Grab	Soil	0 1 NA	Explosives	Nitrobenzene	0.25	mg/kg	U	U	U	0.25	
WBGss-353	WB3024	8/9/2000	Grab	Soil	0 1 NA	Explosives	Nitrobenzene	0.25	mg/kg	U	U	U	0.25	
WBGss-359	WB3027	8/9/2000	Grab	Soil	0 1 NA	Explosives	Nitrobenzene	0.25	mg/kg	U	U	U	0.25	
WBGss-362	WB3025	8/9/2000	Grab	Soil	0 1 NA	Explosives	Nitrobenzene	0.25	mg/kg	U	U	U	0.25	
WBGss-371	WB3026	8/9/2000	Grab	Soil	0 1 NA	Explosives	Nitrobenzene	0.25	mg/kg	U	U	U	0.25	
WBGss-388	WB2017	8/8/2000	Grab	Soil	0 1 NA	Explosives	Nitrobenzene	0.25	mg/kg	U	U	U	0.25	
WBGss-389	WB2016	8/8/2000	Grab	Soil	0 1 NA	Explosives	Nitrobenzene	0.25	mg/kg	U	U	U	0.25	

Station	Sample ID	Date Collected	Sample Type	Media	Depth	Analysis	Chemical	Results	Units	Lab Qual	Data Qual	Qual	Detection Limit	Validation Code
WBGss-390	WB2018	8/8/2000	Grab	Soil	0 1 NA	Explosives	Nitrobenzene	0.25	mg/kg	U	U	U	0.25	
WBGss-102	WB0691	4/23/1998	Grab Composite	Surface Soil	0 1 FT	Explosives	Nitrobenzene	0.25	mg/kg	U	U	U	0.25	
WBGss-104	WB0693	4/23/1998	Grab Composite	Surface Soil	0 1 FT	Explosives	Nitrobenzene	0.25	mg/kg	U	U	U	0.25	
WBGss-107	WB0696	4/23/1998	Grab Composite	Surface Soil	0 1 FT	Explosives	Nitrobenzene	0.25	mg/kg	U	U	U	0.25	
WBGss-108	WB0697	4/23/1998	Grab Composite	Surface Soil	0 1 FT	Explosives	Nitrobenzene	0.25	mg/kg	U	U	U	0.25	
WBGss-113	WB0702	4/23/1998	Grab Composite	Surface Soil	0 1 FT	Explosives	Nitrobenzene	0.25	mg/kg	U	U	U	0.25	
WBGss-116	WB0705	4/23/1998	Grab Composite	Surface Soil	0 1 FT	Explosives	Nitrobenzene	0.25	mg/kg	U	U	U	0.25	
WBGss-117	WB0706	4/22/1998	Grab Composite	Surface Soil	0 1 FT	Explosives	Nitrobenzene	0.25	mg/kg	U	U	U	0.25	
WBGss-122	WB0711	4/22/1998	Grab Composite	Surface Soil	0 1 FT	Explosives	Nitrobenzene	0.25	mg/kg	U	U	U	0.25	
WBGss-129	WB0718	4/22/1998	Grab Composite	Surface Soil	0 1 FT	Explosives	Nitrobenzene	0.25	mg/kg	U	U	U	0.25	
WBGss-134	WB0723	4/21/1998	Grab Composite	Surface Soil	0 1 FT	Explosives	Nitrobenzene	0.25	mg/kg	U	U	U	0.25	
WBGss-141	WB0730	4/22/1998	Grab Composite	Surface Soil	0 1 FT	Explosives	Nitrobenzene	0.25	mg/kg	U	U	U	0.25	
WBGss-144	WB0733	4/23/1998	Grab Composite	Surface Soil	0 1 FT	Explosives	Nitrobenzene	0.25	mg/kg	U	U	U	0.25	
WBGss-035	WBGSS-035-0492-SO	8/6/1996	Grab Composite	Surface Soil	0 2 FT	Explosives	Nitrobenzene	0.26	mg/kg	U	UJ	UJ	0.26	A01
WBGss-187	WB0912	5/6/1998	Grab	Surface Soil	0 1 FT	Explosives	Nitrocellulose	315	mg/kg		=	=	6	
WBGss-107	WB0696	4/23/1998	Grab Composite	Surface Soil	0 1 FT	Explosives	Nitrocellulose	177	mg/kg		J	J	4	A01,A05
WBGss-168	WB0768	4/29/1998	Grab	Surface Soil	0 1 FT	Explosives	Nitrocellulose	32.2	mg/kg		J	J	2	A05
WBGss-141	WB0730	4/22/1998	Grab Composite	Surface Soil	0 1 FT	Explosives	Nitrocellulose	11	mg/kg		J	J	2	A01,A05
WBGss-122	WB0711	4/22/1998	Grab Composite	Surface Soil	0 1 FT	Explosives	Nitrocellulose	5.8	mg/kg		J	J	2	A01,A05
WBGss-142	WB0731	4/22/1998	Grab Composite	Surface Soil	0 1 FT	Explosives	Nitrocellulose	3	mg/kg		J	J	2	A01
WBGss-178	WB0890	5/4/1998	Grab Composite	Surface Soil	0 1 FT	Explosives	Nitrocellulose	2.5	mg/kg		J	J	2	I02
WBG-199	WBG4006	10/17/2000	Grab	Surface Soil	0 1 FT	Explosives	Nitrocellulose	2	mg/kg	B	U	U	2	F01,F06
WBGss-194	WB0935	5/7/1998	Grab	Surface Soil	0 1 FT	Explosives	Nitrocellulose	2	mg/kg	U	U	U	2	
WBGss-134	WB0723	4/21/1998	Grab Composite	Surface Soil	0 1 FT	Explosives	Nitrocellulose	5.9	mg/kg		UJ	UJ	2	A01,A05
WBG-236	WBG4125	10/20/2000	Grab	Surface Soil	0 1 FT	Explosives	Nitrocellulose	2	mg/kg	B	UJ	UJ	2	A01,F01,F06
WBG-251	WBG4176	10/23/2000	Grab	Surface Soil	0 1 FT	Explosives	Nitrocellulose	2	mg/kg	B	UJ	UJ	2	F01,F06,A01
WBG-259	WBG4204	10/23/2000	Grab	Surface Soil	0 1 FT	Explosives	Nitrocellulose	2	mg/kg	B	UJ	UJ	2	F01,F06,A01
WBG-260	WBG4207	10/23/2000	Grab	Surface Soil	0 1 FT	Explosives	Nitrocellulose	2	mg/kg	B	UJ	UJ	2	F01,F06,A01
WBGss-102	WB0691	4/23/1998	Grab Composite	Surface Soil	0 1 FT	Explosives	Nitrocellulose	2	mg/kg	U	UJ	UJ	2	A05
WBGss-104	WB0693	4/23/1998	Grab Composite	Surface Soil	0 1 FT	Explosives	Nitrocellulose	2	mg/kg	U	UJ	UJ	2	A01,A05
WBGss-108	WB0697	4/23/1998	Grab Composite	Surface Soil	0 1 FT	Explosives	Nitrocellulose	2	mg/kg	U	UJ	UJ	2	A01,A05
WBGss-113	WB0702	4/23/1998	Grab Composite	Surface Soil	0 1 FT	Explosives	Nitrocellulose	2	mg/kg	U	UJ	UJ	2	A01,A05
WBGss-116	WB0705	4/23/1998	Grab Composite	Surface Soil	0 1 FT	Explosives	Nitrocellulose	2	mg/kg	U	UJ	UJ	2	A01,A05
WBGss-117	WB0706	4/22/1998	Grab Composite	Surface Soil	0 1 FT	Explosives	Nitrocellulose	2	mg/kg	U	UJ	UJ	2	A05
WBGss-129	WB0718	4/22/1998	Grab Composite	Surface Soil	0 1 FT	Explosives	Nitrocellulose	2	mg/kg	U	UJ	UJ	2	A01,A05
WBGss-140	WB0729	4/22/1998	Grab Composite	Surface Soil	0 1 FT	Explosives	Nitrocellulose	2	mg/kg	U	UJ	UJ	2	A01
WBGss-144	WB0733	4/23/1998	Grab Composite	Surface Soil	0 1 FT	Explosives	Nitrocellulose	2	mg/kg	U	UJ	UJ	2	A05
WBGss-187	WB0912	5/6/1998	Grab	Surface Soil	0 1 FT	Explosives	Nitroglycerin	12	mg/kg		=	=	2.5	
WBGss-107	WB0696	4/23/1998	Grab Composite	Surface Soil	0 1 FT	Explosives	Nitroglycerin	5.5	mg/kg		=	=	2.5	
WBGss-390	WB2018	8/8/2000	Grab	Soil	0 1 NA	Explosives	Nitroglycerin	6.8	mg/kg	U	U	U	6.8	
WBGss-389	WB2016	8/8/2000	Grab	Soil	0 1 NA	Explosives	Nitroglycerin	6	mg/kg	U	U	U	6	
WBGss-141	WB0730	4/22/1998	Grab Composite	Surface Soil	0 1 FT	Explosives	Nitroglycerin	5.2	mg/kg	U	U	U	5.2	
WBG-247	WBG4162	10/22/2000	Grab	Surface Soil	0 1 FT	Explosives	Nitroglycerin	2.7	mg/kg	U	U	U	2.7	
WBG-201	WBG4012	10/17/2000	Grab	Surface Soil	0 1 FT	Explosives	Nitroglycerin	2.5	mg/kg	U	U	U	2.5	
WBG-203	WBG4018	10/22/2000	Grab	Surface Soil	0 1 FT	Explosives	Nitroglycerin	2.5	mg/kg	U	U	U	2.5	
WBG-210	WBG4041	10/30/2000	Grab	Surface Soil	0 1 FT	Explosives	Nitroglycerin	2.5	mg/kg	U	U	U	2.5	
WBG-212	WBG4049	10/18/2000	Grab	Surface Soil	0 1 FT	Explosives	Nitroglycerin	2.5	mg/kg	U	U	U	2.5	
WBG-227	WBG4094	10/22/2000	Grab	Surface Soil	0 1 FT	Explosives	Nitroglycerin	2.5	mg/kg	U	U	U	2.5	
WBG-232	WBG4111	10/22/2000	Grab	Surface Soil	0 1 FT	Explosives	Nitroglycerin	2.5	mg/kg	U	U	U	2.5	
WBG-234	WBG4119	10/19/2000	Grab	Surface Soil	0 1 FT	Explosives	Nitroglycerin	2.5	mg/kg	U	U	U	2.5	
WBG-236	WBG4125	10/20/2000	Grab	Surface Soil	0 1 FT	Explosives	Nitroglycerin	2.5	mg/kg	U	U	U	2.5	
WBG-237	WBG4128	10/22/2000	Grab	Surface Soil	0 1 FT	Explosives	Nitroglycerin	2.5	mg/kg	U	U	U	2.5	
WBG-242	WBG4145	10/22/2000	Grab	Surface Soil	0 1 FT	Explosives	Nitroglycerin	2.5	mg/kg	U	U	U	2.5	
WBG-254	WBG4187	10/16/2000	Grab	Surface Soil	0 1 FT	Explosives	Nitroglycerin	2.5	mg/kg	U	U	U	2.5	
WBG-255	WBG4190	10/17/2000	Grab	Surface Soil	0 1 FT	Explosives	Nitroglycerin	2.5	mg/kg	U	U	U	2.5	
WBG-257	WBG4196	10/30/2000	Grab	Surface Soil	0 1 FT	Explosives	Nitroglycerin	2.5	mg/kg	U	U	U	2.5	
WBGss-168	WB0768	4/29/1998	Grab	Surface Soil	0 1 FT	Explosives	Nitroglycerin	2.5	mg/kg	U	U	U	2.5	
WBGss-194	WB0935	5/7/1998	Grab	Surface Soil	0 1 FT	Explosives	Nitroglycerin	2.5	mg/kg	U	U	U	2.5	
WBGss-299	WB1009	8/8/2000	Grab	Soil	0 1 NA	Explosives	Nitroglycerin	2.5	mg/kg	U	U	U	2.5	
WBGss-308	WB1008	8/8/2000	Grab	Soil	0 1 NA	Explosives	Nitroglycerin	2.5	mg/kg	U	U	U	2.5	
WBGss-313	WB1006	8/8/2000	Grab	Soil	0 1 NA	Explosives	Nitroglycerin	2.5	mg/kg	U	U	U	2.5	
WBGss-314	WB1007	8/8/2000	Grab	Soil	0 1 NA	Explosives	Nitroglycerin	2.5	mg/kg	U	U	U	2.5	
WBGss-322	WB1003	8/8/2000	Grab	Soil	0 1 NA	Explosives	Nitroglycerin	2.5	mg/kg	U	U	U	2.5	
WBGss-324	WB1002	8/8/2000	Grab	Soil	0 1 NA	Explosives	Nitroglycerin	2.5	mg/kg	U	U	U	2.5	
WBGss-325	WB1004	8/8/2000	Grab	Soil	0 1 NA	Explosives	Nitroglycerin	2.5	mg/kg	U	U	U	2.5	
WBGss-326	WB1001	8/8/2000	Grab	Soil	0 1 NA	Explosives	Nitroglycerin	2.5	mg/kg	U	U	U	2.5	
WBGss-334	WB1005	8/8/2000	Grab	Soil	0 1 NA	Explosives	Nitroglycerin	2.5	mg/kg	U	U	U	2.5	
WBGss-341	WB3019	8/9/2000	Grab	Soil	0 1 NA	Explosives	Nitroglycerin	2.5	mg/kg	U	U	U	2.5	
WBGss-344	WB3020	8/9/2000	Grab	Soil	0 1 NA	Explosives	Nitroglycerin	2.5	mg/kg	U	U	U	2.5	
WBGss-346	WB3022	8/9/2000	Grab	Soil	0 1 NA	Explosives	Nitroglycerin	2.5	mg/kg	U	U	U	2.5	
WBGss-347	WB3023	8/9/2000	Grab	Soil	0 1 NA	Explosives	Nitroglycerin	2.5	mg/kg	U	U	U	2.5	
WBGss-352	WB3021	8/9/2000	Grab	Soil	0 1 NA	Explosives	Nitroglycerin	2.5	mg/kg	U	U	U	2.5	
WBGss-353	WB3024	8/9/2000	Grab	Soil	0 1 NA	Explosives	Nitroglycerin	2.5	mg/kg	U	U	U	2.5	

Station	Sample ID	Date Collected	Sample Type	Media	Depth	Analysis	Chemical	Results	Units	Lab Qual	Data Qual	Qual	Detection Limit	Validation Code
WBGss-359	WB3027	8/9/2000	Grab	Soil	0 1 NA	Explosives	Nitroglycerin	2.5	mg/kg	U	U	U	2.5	
WBGss-362	WB3025	8/9/2000	Grab	Soil	0 1 NA	Explosives	Nitroglycerin	2.5	mg/kg	U	U	U	2.5	
WBGss-371	WB3026	8/9/2000	Grab	Soil	0 1 NA	Explosives	Nitroglycerin	2.5	mg/kg	U	U	U	2.5	
WBGss-388	WB2017	8/8/2000	Grab	Soil	0 1 NA	Explosives	Nitroglycerin	2.5	mg/kg	U	U	U	2.5	
WBGss-102	WB0691	4/23/1998	Grab Composite	Surface Soil	0 1 FT	Explosives	Nitroglycerin	2.5	mg/kg	U	U	U	2.5	
WBGss-104	WB0693	4/23/1998	Grab Composite	Surface Soil	0 1 FT	Explosives	Nitroglycerin	2.5	mg/kg	U	U	U	2.5	
WBGss-106	WB0695	4/23/1998	Grab Composite	Surface Soil	0 1 FT	Explosives	Nitroglycerin	2.5	mg/kg	U	U	U	2.5	
WBGss-108	WB0697	4/23/1998	Grab Composite	Surface Soil	0 1 FT	Explosives	Nitroglycerin	2.5	mg/kg	U	U	U	2.5	
WBGss-113	WB0702	4/23/1998	Grab Composite	Surface Soil	0 1 FT	Explosives	Nitroglycerin	2.5	mg/kg	U	U	U	2.5	
WBGss-116	WB0705	4/23/1998	Grab Composite	Surface Soil	0 1 FT	Explosives	Nitroglycerin	2.5	mg/kg	U	U	U	2.5	
WBGss-117	WB0706	4/22/1998	Grab Composite	Surface Soil	0 1 FT	Explosives	Nitroglycerin	2.5	mg/kg	U	U	U	2.5	
WBGss-122	WB0711	4/22/1998	Grab Composite	Surface Soil	0 1 FT	Explosives	Nitroglycerin	2.5	mg/kg	U	U	U	2.5	
WBGss-129	WB0718	4/22/1998	Grab Composite	Surface Soil	0 1 FT	Explosives	Nitroglycerin	2.5	mg/kg	U	U	U	2.5	
WBGss-134	WB0723	4/21/1998	Grab Composite	Surface Soil	0 1 FT	Explosives	Nitroglycerin	2.5	mg/kg	U	U	U	2.5	
WBGss-140	WB0729	4/22/1998	Grab Composite	Surface Soil	0 1 FT	Explosives	Nitroglycerin	2.5	mg/kg	U	U	U	2.5	
WBGss-142	WB0731	4/22/1998	Grab Composite	Surface Soil	0 1 FT	Explosives	Nitroglycerin	2.5	mg/kg	U	U	U	2.5	
WBGss-144	WB0733	4/23/1998	Grab Composite	Surface Soil	0 1 FT	Explosives	Nitroglycerin	2.5	mg/kg	U	U	U	2.5	
WBGss-178	WB0890	5/4/1998	Grab Composite	Surface Soil	0 1 FT	Explosives	Nitroglycerin	2.5	mg/kg	U	U	U	2.5	
WBG-236	WBG4125	10/20/2000	Grab	Surface Soil	0 1 FT	Explosives	Nitroguanidine	0.091	mg/kg	J	J	J	0.25	
WBG-199	WBG4006	10/17/2000	Grab	Surface Soil	0 1 FT	Explosives	Nitroguanidine	0.25	mg/kg	U	U	U	0.25	
WBG-251	WBG4176	10/23/2000	Grab	Surface Soil	0 1 FT	Explosives	Nitroguanidine	0.25	mg/kg	U	U	U	0.25	
WBG-259	WBG4204	10/23/2000	Grab	Surface Soil	0 1 FT	Explosives	Nitroguanidine	0.25	mg/kg	U	U	U	0.25	
WBG-260	WBG4207	10/23/2000	Grab	Surface Soil	0 1 FT	Explosives	Nitroguanidine	0.25	mg/kg	U	U	U	0.25	
WBGss-187	WB0912	5/6/1998	Grab	Surface Soil	0 1 FT	Explosives	Nitroguanidine	0.25	mg/kg	U	U	U	0.25	
WBGss-194	WB0935	5/7/1998	Grab	Surface Soil	0 1 FT	Explosives	Nitroguanidine	0.25	mg/kg	U	U	U	0.25	
WBGss-178	WB0890	5/4/1998	Grab Composite	Surface Soil	0 1 FT	Explosives	Nitroguanidine	0.25	mg/kg	U	U	U	0.25	
WBGss-168	WB0768	4/29/1998	Grab	Surface Soil	0 1 FT	Explosives	Nitroguanidine	0.25	mg/kg	U	UJ	UJ	0.25	A05
WBGss-102	WB0691	4/23/1998	Grab Composite	Surface Soil	0 1 FT	Explosives	Nitroguanidine	0.25	mg/kg	U	UJ	UJ	0.25	A01,A05
WBGss-104	WB0693	4/23/1998	Grab Composite	Surface Soil	0 1 FT	Explosives	Nitroguanidine	0.25	mg/kg	U	UJ	UJ	0.25	A01,A05
WBGss-107	WB0696	4/23/1998	Grab Composite	Surface Soil	0 1 FT	Explosives	Nitroguanidine	0.25	mg/kg	U	UJ	UJ	0.25	A01,A05
WBGss-108	WB0697	4/23/1998	Grab Composite	Surface Soil	0 1 FT	Explosives	Nitroguanidine	0.25	mg/kg	U	UJ	UJ	0.25	A01,A05
WBGss-113	WB0702	4/23/1998	Grab Composite	Surface Soil	0 1 FT	Explosives	Nitroguanidine	0.25	mg/kg	U	UJ	UJ	0.25	A01,A05
WBGss-116	WB0705	4/23/1998	Grab Composite	Surface Soil	0 1 FT	Explosives	Nitroguanidine	0.25	mg/kg	U	UJ	UJ	0.25	A01,A05
WBGss-117	WB0706	4/22/1998	Grab Composite	Surface Soil	0 1 FT	Explosives	Nitroguanidine	0.25	mg/kg	U	UJ	UJ	0.25	A01,A05
WBGss-122	WB0711	4/22/1998	Grab Composite	Surface Soil	0 1 FT	Explosives	Nitroguanidine	0.25	mg/kg	U	UJ	UJ	0.25	A01,A05
WBGss-129	WB0718	4/22/1998	Grab Composite	Surface Soil	0 1 FT	Explosives	Nitroguanidine	0.25	mg/kg	U	UJ	UJ	0.25	A01,A05
WBGss-134	WB0723	4/21/1998	Grab Composite	Surface Soil	0 1 FT	Explosives	Nitroguanidine	0.25	mg/kg	U	UJ	UJ	0.25	A01,A05
WBGss-140	WB0729	4/22/1998	Grab Composite	Surface Soil	0 1 FT	Explosives	Nitroguanidine	0.25	mg/kg	U	UJ	UJ	0.25	A01
WBGss-141	WB0730	4/22/1998	Grab Composite	Surface Soil	0 1 FT	Explosives	Nitroguanidine	0.25	mg/kg	U	UJ	UJ	0.25	A01,A05
WBGss-142	WB0731	4/22/1998	Grab Composite	Surface Soil	0 1 FT	Explosives	Nitroguanidine	0.25	mg/kg	U	UJ	UJ	0.25	A01
WBGss-144	WB0733	4/23/1998	Grab Composite	Surface Soil	0 1 FT	Explosives	Nitroguanidine	0.25	mg/kg	U	UJ	UJ	0.25	A01,A05
WBGss-070	WBGSS-070-0534-SO	8/9/1996	Grab Composite	Surface Soil	0 2 FT	Explosives	RDX	9500	mg/kg		=	=	1	
WBGss-390	WB2018	8/8/2000	Grab	Soil	0 1 NA	Explosives	RDX	2400	mg/kg		=	=	150	
WBGss-389	WB2016	8/8/2000	Grab	Soil	0 1 NA	Explosives	RDX	370	mg/kg		=	=	25	
WBGss-033	WBGSS-033-0490-SO	8/6/1996	Grab Composite	Surface Soil	0 2 FT	Explosives	RDX	6.5	mg/kg		=	=	1	
WBGss-187	WB0912	5/6/1998	Grab	Surface Soil	0 1 FT	Explosives	RDX	2.4	mg/kg		=	=	0.5	
WBGss-107	WB0696	4/23/1998	Grab Composite	Surface Soil	0 1 FT	Explosives	RDX	2.4	mg/kg		=	=	0.5	
WBGss-347	WB3023	8/9/2000	Grab	Soil	0 1 NA	Explosives	RDX	0.66	mg/kg		=	=	0.5	
WBG-247	WBG4162	10/22/2000	Grab	Surface Soil	0 1 FT	Explosives	RDX	0.61	mg/kg		=	=	0.5	
WBGss-062	WBGSS-062-0524-SO	8/8/1996	Grab Composite	Surface Soil	0 2 FT	Explosives	RDX	270	mg/kg	DP	J	J	1	C08,M07,M08
WBGss-168	WB0768	4/29/1998	Grab	Surface Soil	0 1 FT	Explosives	RDX	80	mg/kg	J	J	J	120	
WBGss-313	WB1006	8/8/2000	Grab	Soil	0 1 NA	Explosives	RDX	0.42	mg/kg	J	J	J	0.5	
WBGss-141	WB0730	4/22/1998	Grab Composite	Surface Soil	0 1 FT	Explosives	RDX	0.34	mg/kg	J	J	J	0.5	
WBGss-322	WB1003	8/8/2000	Grab	Soil	0 1 NA	Explosives	RDX	0.32	mg/kg	J	J	J	0.5	
WBGss-129	WB0718	4/22/1998	Grab Composite	Surface Soil	0 1 FT	Explosives	RDX	0.29	mg/kg	J	J	J	0.5	
WBGss-178	WB0890	5/4/1998	Grab Composite	Surface Soil	0 1 FT	Explosives	RDX	0.24	mg/kg	J	J	J	0.5	
WBGss-388	WB2017	8/8/2000	Grab	Soil	0 1 NA	Explosives	RDX	0.19	mg/kg	J	J	J	0.5	
WBGss-362	WB3025	8/9/2000	Grab	Soil	0 1 NA	Explosives	RDX	0.18	mg/kg	J	J	J	0.5	
WBGss-134	WB0723	4/21/1998	Grab Composite	Surface Soil	0 1 FT	Explosives	RDX	0.18	mg/kg	J	J	J	0.5	
WBGss-069	WBGSS-069-0533-SO	8/9/1996	Grab Composite	Surface Soil	0 2 FT	Explosives	RDX	50	mg/kg	U	U	U	50	
WBGss-140	WB0729	4/22/1998	Grab Composite	Surface Soil	0 1 FT	Explosives	RDX	50	mg/kg	U	U	U	50	
WBGss-142	WB0731	4/22/1998	Grab Composite	Surface Soil	0 1 FT	Explosives	RDX	12	mg/kg	U	U	U	12	
WBGss-041	WBGSS-041-0499-SO	7/31/1996	Grab	Surface Soil	0 0.5 FT	Explosives	RDX	1	mg/kg	U	U	U	1	
WBGss-001	WBGSS-001-0456-SO	7/31/1996	Grab Composite	Surface Soil	0 2 FT	Explosives	RDX	1	mg/kg	U	U	U	1	
WBGss-002	WBGSS-002-0457-SO	7/31/1996	Grab Composite	Surface Soil	0 2 FT	Explosives	RDX	1	mg/kg	U	U	U	1	
WBGss-003	WBGSS-003-0458-SO	7/31/1996	Grab Composite	Surface Soil	0 2 FT	Explosives	RDX	1	mg/kg	U	U	U	1	
WBGss-004	WBGSS-004-0459-SO	7/30/1996	Grab Composite	Surface Soil	0 0.7 FT	Explosives	RDX	1	mg/kg	U	U	U	1	
WBGss-005	WBGSS-005-0460-SO	7/30/1996	Grab Composite	Surface Soil	0 2 FT	Explosives	RDX	1	mg/kg	U	U	U	1	
WBGss-006	WBGSS-006-0461-SO	7/30/1996	Grab Composite	Surface Soil	0 2 FT	Explosives	RDX	1	mg/kg	U	U	U	1	
WBGss-007	WBGSS-007-0462-SO	7/30/1996	Grab Composite	Surface Soil	0 2 FT	Explosives	RDX	1	mg/kg	U	U	U	1	
WBGss-008	WBGSS-008-0463-SO	7/30/1996	Grab Composite	Surface Soil	0 2 FT	Explosives	RDX	1	mg/kg	U	U	U	1	
WBGss-009	WBGSS-009-0464-SO	8/5/1996	Grab Composite	Surface Soil	0 2 FT	Explosives	RDX	1	mg/kg	U	U	U	1	
WBGss-010	WBGSS-010-0465-SO	8/5/1996	Grab Composite	Surface Soil	0 2 FT	Explosives	RDX	1	mg/kg	U	U	U	1	

Station	Sample ID	Date Collected	Sample Type	Media	Depth	Analysis	Chemical	Results	Units	Lab Qual	Data Qual	Qual	Detection Limit	Validation Code
WBGss-011	WBGSS-011-0466-SO	8/5/1996	Grab Composite	Surface Soil	0 2 FT	Explosives	RDX	1	mg/kg	U	U	U	1	
WBGss-012	WBGSS-012-0467-SO	8/5/1996	Grab Composite	Surface Soil	0 2 FT	Explosives	RDX	1	mg/kg	U	U	U	1	
WBGss-013	WBGSS-013-0468-SO	8/5/1996	Grab Composite	Surface Soil	0 2 FT	Explosives	RDX	1	mg/kg	U	U	U	1	
WBGss-014	WBGSS-014-0469-SO	8/8/1996	Grab Composite	Surface Soil	0 1.5 FT	Explosives	RDX	1	mg/kg	U	U	U	1	
WBGss-015	WBGSS-015-0470-SO	8/5/1996	Grab Composite	Surface Soil	0 2 FT	Explosives	RDX	1	mg/kg	U	U	U	1	
WBGss-016	WBGSS-016-0471-SO	8/6/1996	Grab Composite	Surface Soil	0 2 FT	Explosives	RDX	1	mg/kg	U	U	U	1	
WBGss-017	WBGSS-017-0472-SO	8/6/1996	Grab Composite	Surface Soil	0 2 FT	Explosives	RDX	1	mg/kg	U	U	U	1	
WBGss-018	WBGSS-018-0473-SO	8/6/1996	Grab Composite	Surface Soil	0 1.5 FT	Explosives	RDX	1	mg/kg	U	U	U	1	
WBGss-019	WBGSS-019-0474-SO	8/6/1996	Grab Composite	Surface Soil	0 1.5 FT	Explosives	RDX	1	mg/kg	U	U	U	1	
WBGss-020	WBGSS-020-0477-SO	8/5/1996	Grab Composite	Surface Soil	0 2 FT	Explosives	RDX	1	mg/kg	U	U	U	1	
WBGss-021	WBGSS-021-0478-SO	8/5/1996	Grab Composite	Surface Soil	0 2 FT	Explosives	RDX	1	mg/kg	U	U	U	1	
WBGss-022	WBGSS-022-0479-SO	8/5/1996	Grab Composite	Surface Soil	0 2 FT	Explosives	RDX	1	mg/kg	U	U	U	1	
WBGss-023	WBGSS-023-0480-SO	8/5/1996	Grab Composite	Surface Soil	0 2 FT	Explosives	RDX	1	mg/kg	U	U	U	1	
WBGss-024	WBGSS-024-0481-SO	8/5/1996	Grab Composite	Surface Soil	0 2 FT	Explosives	RDX	1	mg/kg	U	U	U	1	
WBGss-025	WBGSS-025-0482-SO	8/5/1996	Grab Composite	Surface Soil	0 0.5 FT	Explosives	RDX	1	mg/kg	U	U	U	1	
WBGss-026	WBGSS-026-0483-SO	8/6/1996	Grab Composite	Surface Soil	0 1.3 FT	Explosives	RDX	1	mg/kg	U	U	U	1	
WBGss-027	WBGSS-027-0484-SO	8/6/1996	Grab Composite	Surface Soil	0 0.5 FT	Explosives	RDX	1	mg/kg	U	U	U	1	
WBGss-028	WBGSS-028-0485-SO	8/7/1996	Grab Composite	Surface Soil	0 2 FT	Explosives	RDX	1	mg/kg	U	U	U	1	
WBGss-029	WBGSS-029-0486-SO	8/7/1996	Grab Composite	Surface Soil	0 2 FT	Explosives	RDX	1	mg/kg	U	U	U	1	
WBGss-030	WBGSS-030-0487-SO	8/7/1996	Grab Composite	Surface Soil	0 1.5 FT	Explosives	RDX	1	mg/kg	U	U	U	1	
WBGss-031	WBGSS-031-0488-SO	8/7/1996	Grab Composite	Surface Soil	0 2 FT	Explosives	RDX	1	mg/kg	U	U	U	1	
WBGss-032	WBGSS-032-0489-SO	8/7/1996	Grab Composite	Surface Soil	0 0.5 FT	Explosives	RDX	1	mg/kg	U	U	U	1	
WBGss-034	WBGSS-034-0491-SO	8/6/1996	Grab Composite	Surface Soil	0 2 FT	Explosives	RDX	1	mg/kg	U	U	U	1	
WBGss-036	WBGSS-036-0493-SO	8/6/1996	Grab Composite	Surface Soil	0 2 FT	Explosives	RDX	1	mg/kg	U	U	U	1	
WBGss-037	WBGSS-037-0494-SO	8/6/1996	Grab Composite	Surface Soil	0 2 FT	Explosives	RDX	1	mg/kg	U	U	U	1	
WBGss-038	WBGSS-038-0495-SO	8/6/1996	Grab Composite	Surface Soil	0 2 FT	Explosives	RDX	1	mg/kg	U	U	U	1	
WBGss-039	WBGSS-039-0496-SO	7/31/1996	Grab Composite	Surface Soil	0 2 FT	Explosives	RDX	1	mg/kg	U	U	U	1	
WBGss-040	WBGSS-040-0497-SO	7/31/1996	Grab Composite	Surface Soil	0 2 FT	Explosives	RDX	1	mg/kg	U	U	U	1	
WBGss-042	WBGSS-042-0500-SO	8/7/1996	Grab Composite	Surface Soil	0 2 FT	Explosives	RDX	1	mg/kg	U	U	U	1	
WBGss-043	WBGSS-043-0501-SO	8/7/1996	Grab Composite	Surface Soil	0 2 FT	Explosives	RDX	1	mg/kg	U	U	U	1	
WBGss-044	WBGSS-044-0502-SO	8/7/1996	Grab Composite	Surface Soil	0 2 FT	Explosives	RDX	1	mg/kg	U	U	U	1	
WBGss-045	WBGSS-045-0503-SO	8/7/1996	Grab Composite	Surface Soil	0 1 FT	Explosives	RDX	1	mg/kg	U	U	U	1	
WBGss-046	WBGSS-046-0504-SO	8/7/1996	Grab Composite	Surface Soil	0 2 FT	Explosives	RDX	1	mg/kg	U	U	U	1	
WBGss-047	WBGSS-047-0505-SO	8/7/1996	Grab Composite	Surface Soil	0 2 FT	Explosives	RDX	1	mg/kg	U	U	U	1	
WBGss-048	WBGSS-048-0506-SO	8/7/1996	Grab Composite	Surface Soil	0 2 FT	Explosives	RDX	1	mg/kg	U	U	U	1	
WBGss-049	WBGSS-049-0507-SO	8/7/1996	Grab Composite	Surface Soil	0 2 FT	Explosives	RDX	1	mg/kg	U	U	U	1	
WBGss-050	WBGSS-050-0508-SO	8/7/1996	Grab Composite	Surface Soil	0 1 FT	Explosives	RDX	1	mg/kg	U	U	U	1	
WBGss-051	WBGSS-051-0509-SO	8/8/1996	Grab Composite	Surface Soil	0 2 FT	Explosives	RDX	1	mg/kg	U	U	U	1	
WBGss-052	WBGSS-052-0512-SO	8/7/1996	Grab Composite	Surface Soil	0 2 FT	Explosives	RDX	1	mg/kg	U	U	U	1	
WBGss-053	WBGSS-053-0513-SO	8/13/1996	Grab Composite	Surface Soil	0 2 FT	Explosives	RDX	1	mg/kg	U	U	U	1	
WBGss-054	WBGSS-054-0514-SO	8/8/1996	Grab Composite	Surface Soil	0 0.5 FT	Explosives	RDX	1	mg/kg	U	U	U	1	
WBGss-055	WBGSS-055-0515-SO	8/8/1996	Grab Composite	Surface Soil	0 2 FT	Explosives	RDX	1	mg/kg	U	U	U	1	
WBGss-056	WBGSS-056-0516-SO	8/8/1996	Grab Composite	Surface Soil	0 2 FT	Explosives	RDX	1	mg/kg	U	U	U	1	
WBGss-057	WBGSS-057-0517-SO	8/7/1996	Grab Composite	Surface Soil	0 2 FT	Explosives	RDX	1	mg/kg	U	U	U	1	
WBGss-058	WBGSS-058-0520-SO	8/7/1996	Grab Composite	Surface Soil	0 1.4 FT	Explosives	RDX	1	mg/kg	U	U	U	1	
WBGss-060	WBGSS-060-0522-SO	8/8/1996	Grab Composite	Surface Soil	0 2 FT	Explosives	RDX	1	mg/kg	U	U	U	1	
WBGss-061	WBGSS-061-0523-SO	8/8/1996	Grab Composite	Surface Soil	0 2 FT	Explosives	RDX	1	mg/kg	U	U	U	1	
WBGss-063	WBGSS-063-0525-SO	8/7/1996	Grab Composite	Surface Soil	0 2 FT	Explosives	RDX	1	mg/kg	U	U	U	1	
WBGss-064	WBGSS-064-0526-SO	8/7/1996	Grab Composite	Surface Soil	0 2 FT	Explosives	RDX	1	mg/kg	U	U	U	1	
WBGss-065	WBGSS-065-0527-SO	8/9/1996	Grab Composite	Surface Soil	0 2 FT	Explosives	RDX	1	mg/kg	U	U	U	1	
WBGss-066	WBGSS-066-0528-SO	8/9/1996	Grab Composite	Surface Soil	0 2 FT	Explosives	RDX	1	mg/kg	U	U	U	1	
WBGss-067	WBGSS-067-0529-SO	8/9/1996	Grab Composite	Surface Soil	0 2 FT	Explosives	RDX	1	mg/kg	U	U	U	1	
WBGss-068	WBGSS-068-0532-SO	8/9/1996	Grab Composite	Surface Soil	0 2 FT	Explosives	RDX	1	mg/kg	U	U	U	1	
WBGss-072	WBGSS-072-0536-SO	8/9/1996	Grab Composite	Surface Soil	0 2 FT	Explosives	RDX	1	mg/kg	U	U	U	1	
WBGss-073	WBGSS-073-0537-SO	8/9/1996	Grab Composite	Surface Soil	0 2 FT	Explosives	RDX	1	mg/kg	U	U	U	1	
WBGss-075	WBGSS-075-0539-SO	8/9/1996	Grab Composite	Surface Soil	0 2 FT	Explosives	RDX	1	mg/kg	U	U	U	1	
WBGss-076	WBGSS-076-0541-SO	8/9/1996	Grab Composite	Surface Soil	0 2 FT	Explosives	RDX	1	mg/kg	U	U	U	1	
WBGss-077	WBGSS-077-0542-SO	8/13/1996	Grab Composite	Surface Soil	0 0.8 FT	Explosives	RDX	1	mg/kg	U	U	U	1	
WBGss-097	WBGSS-097-0564-SO	8/13/1996	Grab Composite	Surface Soil	0 2 FT	Explosives	RDX	1	mg/kg	U	U	U	1	
WBGss-098	WBGSS-098-0565-SO	8/14/1996	Grab Composite	Surface Soil	0 2 FT	Explosives	RDX	1	mg/kg	U	U	U	1	
WBG-201	WBG4012	10/17/2000	Grab	Surface Soil	0 1 FT	Explosives	RDX	0.5	mg/kg	U	U	U	0.5	
WBG-203	WBG4018	10/22/2000	Grab	Surface Soil	0 1 FT	Explosives	RDX	0.5	mg/kg	U	U	U	0.5	
WBG-210	WBG4041	10/30/2000	Grab	Surface Soil	0 1 FT	Explosives	RDX	0.5	mg/kg	U	U	U	0.5	
WBG-212	WBG4049	10/18/2000	Grab	Surface Soil	0 1 FT	Explosives	RDX	0.5	mg/kg	U	U	U	0.5	
WBG-227	WBG4094	10/22/2000	Grab	Surface Soil	0 1 FT	Explosives	RDX	0.5	mg/kg	U	U	U	0.5	
WBG-232	WBG4111	10/22/2000	Grab	Surface Soil	0 1 FT	Explosives	RDX	0.5	mg/kg	U	U	U	0.5	
WBG-234	WBG4119	10/19/2000	Grab	Surface Soil	0 1 FT	Explosives	RDX	0.5	mg/kg	U	U	U	0.5	
WBG-236	WBG4125	10/20/2000	Grab	Surface Soil	0 1 FT	Explosives	RDX	0.5	mg/kg	U	U	U	0.5	
WBG-237	WBG4128	10/22/2000	Grab	Surface Soil	0 1 FT	Explosives	RDX	0.5	mg/kg	U	U	U	0.5	
WBG-242	WBG4145	10/22/2000	Grab	Surface Soil	0 1 FT	Explosives	RDX	0.5	mg/kg	U	U	U	0.5	
WBG-254	WBG4187	10/16/2000	Grab	Surface Soil	0 1 FT	Explosives	RDX	0.5	mg/kg	U	U	U	0.5	
WBG-255	WBG4190	10/17/2000	Grab	Surface Soil	0 1 FT	Explosives	RDX	0.5	mg/kg	U	U	U	0.5	
WBG-257	WBG4196	10/30/2000	Grab	Surface Soil	0 1 FT	Explosives	RDX	0.5	mg/kg	U	U	U	0.5	

Station	Sample ID	Date Collected	Sample Type	Media	Depth	Analysis	Chemical	Results	Units	Lab Qual	Data Qual	Qual	Detection Limit	Validation Code
WBGss-194	WB0935	5/7/1998	Grab	Surface Soil	0 1 FT	Explosives	RDX	0.5	mg/kg	U	U	U	0.5	
WBGss-299	WB1009	8/8/2000	Grab	Soil	0 1 NA	Explosives	RDX	0.5	mg/kg	U	U	U	0.5	
WBGss-308	WB1008	8/8/2000	Grab	Soil	0 1 NA	Explosives	RDX	0.5	mg/kg	U	U	U	0.5	
WBGss-314	WB1007	8/8/2000	Grab	Soil	0 1 NA	Explosives	RDX	0.5	mg/kg	U	U	U	0.5	
WBGss-324	WB1002	8/8/2000	Grab	Soil	0 1 NA	Explosives	RDX	0.5	mg/kg	U	U	U	0.5	
WBGss-325	WB1004	8/8/2000	Grab	Soil	0 1 NA	Explosives	RDX	0.5	mg/kg	U	U	U	0.5	
WBGss-326	WB1001	8/8/2000	Grab	Soil	0 1 NA	Explosives	RDX	0.5	mg/kg	U	U	U	0.5	
WBGss-334	WB1005	8/8/2000	Grab	Soil	0 1 NA	Explosives	RDX	0.5	mg/kg	U	U	U	0.5	
WBGss-341	WB3019	8/9/2000	Grab	Soil	0 1 NA	Explosives	RDX	0.5	mg/kg	U	U	U	0.5	
WBGss-344	WB3020	8/9/2000	Grab	Soil	0 1 NA	Explosives	RDX	0.5	mg/kg	U	U	U	0.5	
WBGss-346	WB3022	8/9/2000	Grab	Soil	0 1 NA	Explosives	RDX	0.5	mg/kg	U	U	U	0.5	
WBGss-352	WB3021	8/9/2000	Grab	Soil	0 1 NA	Explosives	RDX	0.5	mg/kg	U	U	U	0.5	
WBGss-353	WB3024	8/9/2000	Grab	Soil	0 1 NA	Explosives	RDX	0.5	mg/kg	U	U	U	0.5	
WBGss-359	WB3027	8/9/2000	Grab	Soil	0 1 NA	Explosives	RDX	0.5	mg/kg	U	U	U	0.5	
WBGss-371	WB3026	8/9/2000	Grab	Soil	0 1 NA	Explosives	RDX	0.5	mg/kg	U	U	U	0.5	
WBGss-102	WB0691	4/23/1998	Grab Composite	Surface Soil	0 1 FT	Explosives	RDX	0.5	mg/kg	U	U	U	0.5	
WBGss-104	WB0693	4/23/1998	Grab Composite	Surface Soil	0 1 FT	Explosives	RDX	0.5	mg/kg	U	U	U	0.5	
WBGss-106	WB0695	4/23/1998	Grab Composite	Surface Soil	0 1 FT	Explosives	RDX	0.5	mg/kg	U	U	U	0.5	
WBGss-108	WB0697	4/23/1998	Grab Composite	Surface Soil	0 1 FT	Explosives	RDX	0.5	mg/kg	U	U	U	0.5	
WBGss-113	WB0702	4/23/1998	Grab Composite	Surface Soil	0 1 FT	Explosives	RDX	0.5	mg/kg	U	U	U	0.5	
WBGss-116	WB0705	4/23/1998	Grab Composite	Surface Soil	0 1 FT	Explosives	RDX	0.5	mg/kg	U	U	U	0.5	
WBGss-117	WB0706	4/22/1998	Grab Composite	Surface Soil	0 1 FT	Explosives	RDX	0.5	mg/kg	U	U	U	0.5	
WBGss-122	WB0711	4/22/1998	Grab Composite	Surface Soil	0 1 FT	Explosives	RDX	0.5	mg/kg	U	U	U	0.5	
WBGss-144	WB0733	4/23/1998	Grab Composite	Surface Soil	0 1 FT	Explosives	RDX	0.5	mg/kg	U	U	U	0.5	
WBGss-035	WBGSS-035-0492-SO	8/6/1996	Grab Composite	Surface Soil	0 2 FT	Explosives	RDX	1	mg/kg	U	UJ	UJ	1	A01
WBGss-122	WB0711	4/22/1998	Grab Composite	Surface Soil	0 1 FT	Explosives	Tetryl	0.48	mg/kg	J	J	J	0.65	
WBGss-129	WB0718	4/22/1998	Grab Composite	Surface Soil	0 1 FT	Explosives	Tetryl	0.23	mg/kg	J	J	J	0.65	
WBGss-134	WB0723	4/21/1998	Grab Composite	Surface Soil	0 1 FT	Explosives	Tetryl	0.16	mg/kg	J	J	J	0.65	
WBGss-178	WB0890	5/4/1998	Grab Composite	Surface Soil	0 1 FT	Explosives	Tetryl	0.093	mg/kg	J	J	J	0.65	
WBGss-194	WB0935	5/7/1998	Grab	Surface Soil	0 1 FT	Explosives	Tetryl	0.088	mg/kg	J	J	J	0.65	
WBGss-168	WB0768	4/29/1998	Grab	Surface Soil	0 1 FT	Explosives	Tetryl	160	mg/kg	U	U	U	160	
WBGss-140	WB0729	4/22/1998	Grab Composite	Surface Soil	0 1 FT	Explosives	Tetryl	65	mg/kg	U	U	U	65	
WBGss-069	WBGSS-069-0533-SO	8/9/1996	Grab Composite	Surface Soil	0 2 FT	Explosives	Tetryl	32.5	mg/kg	U	U	U	32.5	
WBGss-142	WB0731	4/22/1998	Grab Composite	Surface Soil	0 1 FT	Explosives	Tetryl	16	mg/kg	U	U	U	16	
WBG-201	WBG4012	10/17/2000	Grab	Surface Soil	0 1 FT	Explosives	Tetryl	0.65	mg/kg	U	U	U	0.65	
WBG-203	WBG4018	10/22/2000	Grab	Surface Soil	0 1 FT	Explosives	Tetryl	0.65	mg/kg	U	U	U	0.65	
WBG-210	WBG4041	10/30/2000	Grab	Surface Soil	0 1 FT	Explosives	Tetryl	0.65	mg/kg	U	U	U	0.65	
WBG-212	WBG4049	10/18/2000	Grab	Surface Soil	0 1 FT	Explosives	Tetryl	0.65	mg/kg	U	U	U	0.65	
WBG-227	WBG4094	10/22/2000	Grab	Surface Soil	0 1 FT	Explosives	Tetryl	0.65	mg/kg	U	U	U	0.65	
WBG-232	WBG4111	10/22/2000	Grab	Surface Soil	0 1 FT	Explosives	Tetryl	0.65	mg/kg	U	U	U	0.65	
WBG-234	WBG4119	10/19/2000	Grab	Surface Soil	0 1 FT	Explosives	Tetryl	0.65	mg/kg	U	U	U	0.65	
WBG-236	WBG4125	10/20/2000	Grab	Surface Soil	0 1 FT	Explosives	Tetryl	0.65	mg/kg	U	U	U	0.65	
WBG-237	WBG4128	10/22/2000	Grab	Surface Soil	0 1 FT	Explosives	Tetryl	0.65	mg/kg	U	U	U	0.65	
WBG-242	WBG4145	10/22/2000	Grab	Surface Soil	0 1 FT	Explosives	Tetryl	0.65	mg/kg	U	U	U	0.65	
WBG-247	WBG4162	10/22/2000	Grab	Surface Soil	0 1 FT	Explosives	Tetryl	0.65	mg/kg	U	U	U	0.65	
WBG-254	WBG4187	10/16/2000	Grab	Surface Soil	0 1 FT	Explosives	Tetryl	0.65	mg/kg	U	U	U	0.65	
WBG-255	WBG4190	10/17/2000	Grab	Surface Soil	0 1 FT	Explosives	Tetryl	0.65	mg/kg	U	U	U	0.65	
WBG-257	WBG4196	10/30/2000	Grab	Surface Soil	0 1 FT	Explosives	Tetryl	0.65	mg/kg	U	U	U	0.65	
WBGss-041	WBGSS-041-0499-SO	7/31/1996	Grab	Surface Soil	0 0.5 FT	Explosives	Tetryl	0.65	mg/kg	U	U	U	0.65	
WBGss-187	WB0912	5/6/1998	Grab	Surface Soil	0 1 FT	Explosives	Tetryl	0.65	mg/kg	U	U	U	0.65	
WBGss-299	WB1009	8/8/2000	Grab	Soil	0 1 NA	Explosives	Tetryl	0.65	mg/kg	U	U	U	0.65	
WBGss-308	WB1008	8/8/2000	Grab	Soil	0 1 NA	Explosives	Tetryl	0.65	mg/kg	U	U	U	0.65	
WBGss-313	WB1006	8/8/2000	Grab	Soil	0 1 NA	Explosives	Tetryl	0.65	mg/kg	U	U	U	0.65	
WBGss-314	WB1007	8/8/2000	Grab	Soil	0 1 NA	Explosives	Tetryl	0.65	mg/kg	U	U	U	0.65	
WBGss-322	WB1003	8/8/2000	Grab	Soil	0 1 NA	Explosives	Tetryl	0.65	mg/kg	U	U	U	0.65	
WBGss-324	WB1002	8/8/2000	Grab	Soil	0 1 NA	Explosives	Tetryl	0.65	mg/kg	U	U	U	0.65	
WBGss-325	WB1004	8/8/2000	Grab	Soil	0 1 NA	Explosives	Tetryl	0.65	mg/kg	U	U	U	0.65	
WBGss-326	WB1001	8/8/2000	Grab	Soil	0 1 NA	Explosives	Tetryl	0.65	mg/kg	U	U	U	0.65	
WBGss-334	WB1005	8/8/2000	Grab	Soil	0 1 NA	Explosives	Tetryl	0.65	mg/kg	U	U	U	0.65	
WBGss-341	WB3019	8/9/2000	Grab	Soil	0 1 NA	Explosives	Tetryl	0.65	mg/kg	U	U	U	0.65	
WBGss-344	WB3020	8/9/2000	Grab	Soil	0 1 NA	Explosives	Tetryl	0.65	mg/kg	U	U	U	0.65	
WBGss-346	WB3022	8/9/2000	Grab	Soil	0 1 NA	Explosives	Tetryl	0.65	mg/kg	U	U	U	0.65	
WBGss-347	WB3023	8/9/2000	Grab	Soil	0 1 NA	Explosives	Tetryl	0.65	mg/kg	U	U	U	0.65	
WBGss-352	WB3021	8/9/2000	Grab	Soil	0 1 NA	Explosives	Tetryl	0.65	mg/kg	U	U	U	0.65	
WBGss-353	WB3024	8/9/2000	Grab	Soil	0 1 NA	Explosives	Tetryl	0.65	mg/kg	U	U	U	0.65	
WBGss-359	WB3027	8/9/2000	Grab	Soil	0 1 NA	Explosives	Tetryl	0.65	mg/kg	U	U	U	0.65	
WBGss-362	WB3025	8/9/2000	Grab	Soil	0 1 NA	Explosives	Tetryl	0.65	mg/kg	U	U	U	0.65	
WBGss-371	WB3026	8/9/2000	Grab	Soil	0 1 NA	Explosives	Tetryl	0.65	mg/kg	U	U	U	0.65	
WBGss-388	WB2017	8/8/2000	Grab	Soil	0 1 NA	Explosives	Tetryl	0.65	mg/kg	U	U	U	0.65	
WBGss-389	WB2016	8/8/2000	Grab	Soil	0 1 NA	Explosives	Tetryl	0.65	mg/kg	U	U	U	0.65	
WBGss-390	WB2018	8/8/2000	Grab	Soil	0 1 NA	Explosives	Tetryl	0.65	mg/kg	U	U	U	0.65	
WBGss-001	WBGSS-001-0456-SO	7/31/1996	Grab Composite	Surface Soil	0 2 FT	Explosives	Tetryl	0.65	mg/kg	U	U	U	0.65	
WBGss-002	WBGSS-002-0457-SO	7/31/1996	Grab Composite	Surface Soil	0 2 FT	Explosives	Tetryl	0.65	mg/kg	U	U	U	0.65	

Station	Sample ID	Date Collected	Sample Type	Media	Depth	Analysis	Chemical	Results	Units	Lab Qual	Data Qual	Qual	Detection Limit	Validation Code
WBGss-003	WBGSS-003-0458-SO	7/31/1996	Grab Composite	Surface Soil	0 2 FT	Explosives	Tetryl	0.65	mg/kg	U	U	U	0.65	
WBGss-009	WBGSS-009-0464-SO	8/5/1996	Grab Composite	Surface Soil	0 2 FT	Explosives	Tetryl	0.65	mg/kg	U	U	U	0.65	
WBGss-010	WBGSS-010-0465-SO	8/5/1996	Grab Composite	Surface Soil	0 2 FT	Explosives	Tetryl	0.65	mg/kg	U	U	U	0.65	
WBGss-011	WBGSS-011-0466-SO	8/5/1996	Grab Composite	Surface Soil	0 2 FT	Explosives	Tetryl	0.65	mg/kg	U	U	U	0.65	
WBGss-012	WBGSS-012-0467-SO	8/5/1996	Grab Composite	Surface Soil	0 2 FT	Explosives	Tetryl	0.65	mg/kg	U	U	U	0.65	
WBGss-013	WBGSS-013-0468-SO	8/5/1996	Grab Composite	Surface Soil	0 2 FT	Explosives	Tetryl	0.65	mg/kg	U	U	U	0.65	
WBGss-014	WBGSS-014-0469-SO	8/8/1996	Grab Composite	Surface Soil	0 1.5 FT	Explosives	Tetryl	0.65	mg/kg	U	U	U	0.65	
WBGss-015	WBGSS-015-0470-SO	8/5/1996	Grab Composite	Surface Soil	0 2 FT	Explosives	Tetryl	0.65	mg/kg	U	U	U	0.65	
WBGss-016	WBGSS-016-0471-SO	8/6/1996	Grab Composite	Surface Soil	0 2 FT	Explosives	Tetryl	0.65	mg/kg	U	U	U	0.65	
WBGss-017	WBGSS-017-0472-SO	8/6/1996	Grab Composite	Surface Soil	0 2 FT	Explosives	Tetryl	0.65	mg/kg	U	U	U	0.65	
WBGss-018	WBGSS-018-0473-SO	8/6/1996	Grab Composite	Surface Soil	0 1.5 FT	Explosives	Tetryl	0.65	mg/kg	U	U	U	0.65	
WBGss-019	WBGSS-019-0474-SO	8/6/1996	Grab Composite	Surface Soil	0 1.5 FT	Explosives	Tetryl	0.65	mg/kg	U	U	U	0.65	
WBGss-020	WBGSS-020-0477-SO	8/5/1996	Grab Composite	Surface Soil	0 2 FT	Explosives	Tetryl	0.65	mg/kg	U	U	U	0.65	
WBGss-021	WBGSS-021-0478-SO	8/5/1996	Grab Composite	Surface Soil	0 2 FT	Explosives	Tetryl	0.65	mg/kg	U	U	U	0.65	
WBGss-022	WBGSS-022-0479-SO	8/5/1996	Grab Composite	Surface Soil	0 2 FT	Explosives	Tetryl	0.65	mg/kg	U	U	U	0.65	
WBGss-023	WBGSS-023-0480-SO	8/5/1996	Grab Composite	Surface Soil	0 2 FT	Explosives	Tetryl	0.65	mg/kg	U	U	U	0.65	
WBGss-024	WBGSS-024-0481-SO	8/5/1996	Grab Composite	Surface Soil	0 2 FT	Explosives	Tetryl	0.65	mg/kg	U	U	U	0.65	
WBGss-025	WBGSS-025-0482-SO	8/5/1996	Grab Composite	Surface Soil	0 0.5 FT	Explosives	Tetryl	0.65	mg/kg	U	U	U	0.65	
WBGss-026	WBGSS-026-0483-SO	8/6/1996	Grab Composite	Surface Soil	0 1.3 FT	Explosives	Tetryl	0.65	mg/kg	U	U	U	0.65	
WBGss-027	WBGSS-027-0484-SO	8/6/1996	Grab Composite	Surface Soil	0 0.5 FT	Explosives	Tetryl	0.65	mg/kg	U	U	U	0.65	
WBGss-028	WBGSS-028-0485-SO	8/7/1996	Grab Composite	Surface Soil	0 2 FT	Explosives	Tetryl	0.65	mg/kg	U	U	U	0.65	
WBGss-029	WBGSS-029-0486-SO	8/7/1996	Grab Composite	Surface Soil	0 2 FT	Explosives	Tetryl	0.65	mg/kg	U	U	U	0.65	
WBGss-030	WBGSS-030-0487-SO	8/7/1996	Grab Composite	Surface Soil	0 1.5 FT	Explosives	Tetryl	0.65	mg/kg	U	U	U	0.65	
WBGss-031	WBGSS-031-0488-SO	8/7/1996	Grab Composite	Surface Soil	0 2 FT	Explosives	Tetryl	0.65	mg/kg	U	U	U	0.65	
WBGss-032	WBGSS-032-0489-SO	8/7/1996	Grab Composite	Surface Soil	0 0.5 FT	Explosives	Tetryl	0.65	mg/kg	U	U	U	0.65	
WBGss-033	WBGSS-033-0490-SO	8/6/1996	Grab Composite	Surface Soil	0 2 FT	Explosives	Tetryl	0.65	mg/kg	U	U	U	0.65	
WBGss-034	WBGSS-034-0491-SO	8/6/1996	Grab Composite	Surface Soil	0 2 FT	Explosives	Tetryl	0.65	mg/kg	U	U	U	0.65	
WBGss-036	WBGSS-036-0493-SO	8/6/1996	Grab Composite	Surface Soil	0 2 FT	Explosives	Tetryl	0.65	mg/kg	U	U	U	0.65	
WBGss-037	WBGSS-037-0494-SO	8/6/1996	Grab Composite	Surface Soil	0 2 FT	Explosives	Tetryl	0.65	mg/kg	U	U	U	0.65	
WBGss-038	WBGSS-038-0495-SO	8/6/1996	Grab Composite	Surface Soil	0 2 FT	Explosives	Tetryl	0.65	mg/kg	U	U	U	0.65	
WBGss-042	WBGSS-042-0500-SO	8/7/1996	Grab Composite	Surface Soil	0 2 FT	Explosives	Tetryl	0.65	mg/kg	U	U	U	0.65	
WBGss-043	WBGSS-043-0501-SO	8/7/1996	Grab Composite	Surface Soil	0 2 FT	Explosives	Tetryl	0.65	mg/kg	U	U	U	0.65	
WBGss-044	WBGSS-044-0502-SO	8/7/1996	Grab Composite	Surface Soil	0 2 FT	Explosives	Tetryl	0.65	mg/kg	U	U	U	0.65	
WBGss-045	WBGSS-045-0503-SO	8/7/1996	Grab Composite	Surface Soil	0 1 FT	Explosives	Tetryl	0.65	mg/kg	U	U	U	0.65	
WBGss-051	WBGSS-051-0509-SO	8/8/1996	Grab Composite	Surface Soil	0 2 FT	Explosives	Tetryl	0.65	mg/kg	U	U	U	0.65	
WBGss-053	WBGSS-053-0513-SO	8/13/1996	Grab Composite	Surface Soil	0 2 FT	Explosives	Tetryl	0.65	mg/kg	U	U	U	0.65	
WBGss-054	WBGSS-054-0514-SO	8/8/1996	Grab Composite	Surface Soil	0 0.5 FT	Explosives	Tetryl	0.65	mg/kg	U	U	U	0.65	
WBGss-055	WBGSS-055-0515-SO	8/8/1996	Grab Composite	Surface Soil	0 2 FT	Explosives	Tetryl	0.65	mg/kg	U	U	U	0.65	
WBGss-056	WBGSS-056-0516-SO	8/8/1996	Grab Composite	Surface Soil	0 2 FT	Explosives	Tetryl	0.65	mg/kg	U	U	U	0.65	
WBGss-057	WBGSS-057-0517-SO	8/7/1996	Grab Composite	Surface Soil	0 2 FT	Explosives	Tetryl	0.65	mg/kg	U	U	U	0.65	
WBGss-060	WBGSS-060-0522-SO	8/8/1996	Grab Composite	Surface Soil	0 2 FT	Explosives	Tetryl	0.65	mg/kg	U	U	U	0.65	
WBGss-061	WBGSS-061-0523-SO	8/8/1996	Grab Composite	Surface Soil	0 2 FT	Explosives	Tetryl	0.65	mg/kg	U	U	U	0.65	
WBGss-062	WBGSS-062-0524-SO	8/8/1996	Grab Composite	Surface Soil	0 2 FT	Explosives	Tetryl	0.65	mg/kg	U	U	U	0.65	
WBGss-065	WBGSS-065-0527-SO	8/9/1996	Grab Composite	Surface Soil	0 2 FT	Explosives	Tetryl	0.65	mg/kg	U	U	U	0.65	
WBGss-066	WBGSS-066-0528-SO	8/9/1996	Grab Composite	Surface Soil	0 2 FT	Explosives	Tetryl	0.65	mg/kg	U	U	U	0.65	
WBGss-067	WBGSS-067-0529-SO	8/9/1996	Grab Composite	Surface Soil	0 2 FT	Explosives	Tetryl	0.65	mg/kg	U	U	U	0.65	
WBGss-068	WBGSS-068-0532-SO	8/9/1996	Grab Composite	Surface Soil	0 2 FT	Explosives	Tetryl	0.65	mg/kg	U	U	U	0.65	
WBGss-070	WBGSS-070-0534-SO	8/9/1996	Grab Composite	Surface Soil	0 2 FT	Explosives	Tetryl	0.65	mg/kg	U	U	U	0.65	
WBGss-072	WBGSS-072-0536-SO	8/9/1996	Grab Composite	Surface Soil	0 2 FT	Explosives	Tetryl	0.65	mg/kg	U	U	U	0.65	
WBGss-073	WBGSS-073-0537-SO	8/9/1996	Grab Composite	Surface Soil	0 2 FT	Explosives	Tetryl	0.65	mg/kg	U	U	U	0.65	
WBGss-075	WBGSS-075-0539-SO	8/9/1996	Grab Composite	Surface Soil	0 2 FT	Explosives	Tetryl	0.65	mg/kg	U	U	U	0.65	
WBGss-076	WBGSS-076-0541-SO	8/9/1996	Grab Composite	Surface Soil	0 2 FT	Explosives	Tetryl	0.65	mg/kg	U	U	U	0.65	
WBGss-077	WBGSS-077-0542-SO	8/13/1996	Grab Composite	Surface Soil	0 0.8 FT	Explosives	Tetryl	0.65	mg/kg	U	U	U	0.65	
WBGss-097	WBGSS-097-0564-SO	8/13/1996	Grab Composite	Surface Soil	0 2 FT	Explosives	Tetryl	0.65	mg/kg	U	U	U	0.65	
WBGss-098	WBGSS-098-0565-SO	8/14/1996	Grab Composite	Surface Soil	0 2 FT	Explosives	Tetryl	0.65	mg/kg	U	U	U	0.65	
WBGss-102	WB0691	4/23/1998	Grab Composite	Surface Soil	0 1 FT	Explosives	Tetryl	0.65	mg/kg	U	U	U	0.65	
WBGss-104	WB0693	4/23/1998	Grab Composite	Surface Soil	0 1 FT	Explosives	Tetryl	0.65	mg/kg	U	U	U	0.65	
WBGss-106	WB0695	4/23/1998	Grab Composite	Surface Soil	0 1 FT	Explosives	Tetryl	0.65	mg/kg	U	U	U	0.65	
WBGss-107	WB0696	4/23/1998	Grab Composite	Surface Soil	0 1 FT	Explosives	Tetryl	0.65	mg/kg	U	U	U	0.65	
WBGss-108	WB0697	4/23/1998	Grab Composite	Surface Soil	0 1 FT	Explosives	Tetryl	0.65	mg/kg	U	U	U	0.65	
WBGss-113	WB0702	4/23/1998	Grab Composite	Surface Soil	0 1 FT	Explosives	Tetryl	0.65	mg/kg	U	U	U	0.65	
WBGss-116	WB0705	4/23/1998	Grab Composite	Surface Soil	0 1 FT	Explosives	Tetryl	0.65	mg/kg	U	U	U	0.65	
WBGss-117	WB0706	4/22/1998	Grab Composite	Surface Soil	0 1 FT	Explosives	Tetryl	0.65	mg/kg	U	U	U	0.65	
WBGss-141	WB0730	4/22/1998	Grab Composite	Surface Soil	0 1 FT	Explosives	Tetryl	0.65	mg/kg	U	U	U	0.65	
WBGss-144	WB0733	4/23/1998	Grab Composite	Surface Soil	0 1 FT	Explosives	Tetryl	0.65	mg/kg	U	U	U	0.65	
WBGss-004	WBGSS-004-0459-SO	7/30/1996	Grab Composite	Surface Soil	0 0.7 FT	Explosives	Tetryl	0.65	mg/kg	U	UJ	UJ	0.65	P02
WBGss-005	WBGSS-005-0460-SO	7/30/1996	Grab Composite	Surface Soil	0 2 FT	Explosives	Tetryl	0.65	mg/kg	U	UJ	UJ	0.65	P02
WBGss-006	WBGSS-006-0461-SO	7/30/1996	Grab Composite	Surface Soil	0 2 FT	Explosives	Tetryl	0.65	mg/kg	U	UJ	UJ	0.65	P02
WBGss-007	WBGSS-007-0462-SO	7/30/1996	Grab Composite	Surface Soil	0 2 FT	Explosives	Tetryl	0.65	mg/kg	U	UJ	UJ	0.65	P02
WBGss-008	WBGSS-008-0463-SO	7/30/1996	Grab Composite	Surface Soil	0 2 FT	Explosives	Tetryl	0.65	mg/kg	U	UJ	UJ	0.65	P02
WBGss-035	WBGSS-035-0492-SO	8/6/1996	Grab Composite	Surface Soil	0 2 FT	Explosives	Tetryl	0.65	mg/kg	U	UJ	UJ	0.65	A01
WBGss-039	WBGSS-039-0496-SO	7/31/1996	Grab Composite	Surface Soil	0 2 FT	Explosives	Tetryl	0.65	mg/kg	U	UJ	UJ	0.65	P02
WBGss-040	WBGSS-040-0497-SO	7/31/1996	Grab Composite	Surface Soil	0 2 FT	Explosives	Tetryl	0.65	mg/kg	U	UJ	UJ	0.65	P02

Station	Sample ID	Date Collected	Sample Type	Media	Depth	Analysis	Chemical	Results	Units	Lab Qual	Data Qual	Qual	Detection Limit	Validation Code
WBGss-046	WBGSS-046-0504-SO	8/7/1996	Grab Composite	Surface Soil	0 2 FT	Explosives	Tetryl	0.65	mg/kg	U	UJ	UJ	0.65	P02
WBGss-047	WBGSS-047-0505-SO	8/7/1996	Grab Composite	Surface Soil	0 2 FT	Explosives	Tetryl	0.65	mg/kg	U	UJ	UJ	0.65	P02
WBGss-048	WBGSS-048-0506-SO	8/7/1996	Grab Composite	Surface Soil	0 2 FT	Explosives	Tetryl	0.65	mg/kg	U	UJ	UJ	0.65	P02
WBGss-049	WBGSS-049-0507-SO	8/7/1996	Grab Composite	Surface Soil	0 2 FT	Explosives	Tetryl	0.65	mg/kg	U	UJ	UJ	0.65	P02
WBGss-050	WBGSS-050-0508-SO	8/7/1996	Grab Composite	Surface Soil	0 1 FT	Explosives	Tetryl	0.65	mg/kg	U	UJ	UJ	0.65	P02
WBGss-052	WBGSS-052-0512-SO	8/7/1996	Grab Composite	Surface Soil	0 2 FT	Explosives	Tetryl	0.65	mg/kg	U	UJ	UJ	0.65	P02
WBGss-058	WBGSS-058-0520-SO	8/7/1996	Grab Composite	Surface Soil	0 1.4 FT	Explosives	Tetryl	0.65	mg/kg	U	UJ	UJ	0.65	P02
WBGss-063	WBGSS-063-0525-SO	8/7/1996	Grab Composite	Surface Soil	0 2 FT	Explosives	Tetryl	0.65	mg/kg	U	UJ	UJ	0.65	P02
WBGss-064	WBGSS-064-0526-SO	8/7/1996	Grab Composite	Surface Soil	0 2 FT	Explosives	Tetryl	0.65	mg/kg	U	UJ	UJ	0.65	P02

Station	Sample ID	Date Collected	Sample Type	Media	Depth	Sample Comment	Analysis	Chemical	Results	Units	Lab Qual	Data Qual	Qual	Detection Limit	Validation Code
WBG-252	WBG4183	10/22/2000	Grab	Subsurface soil	8 10 FT		Explosives	1,3,5-Trinitrobenzene	8.7	mg/kg		=	=	0.25	
WBG-252	WBG4180	10/22/2000	Grab	Subsurface soil	2 4 FT		Explosives	1,3,5-Trinitrobenzene	5.3	mg/kg		=	=	0.25	
WBGso-168	WB0773	5/5/1998	Grab	Subsurface soil	2 4 FT		Explosives	1,3,5-Trinitrobenzene	2.5	mg/kg		=	=	2.5	
WBG-199	WBG4007	10/20/2000	Grab	Subsurface soil	2 4 FT		Explosives	1,3,5-Trinitrobenzene	1.9	mg/kg		=	=	0.25	
WBGso-141	WB0771	4/28/1998	Grab	Subsurface soil	4 6 FT		Explosives	1,3,5-Trinitrobenzene	1.6	mg/kg		=	=	0.25	
WBGso-186	WB0770	4/28/1998	Grab	Subsurface soil	2 4 FT		Explosives	1,3,5-Trinitrobenzene	6.9	mg/kg	J	J	J	12	
WBG-205	WBG4028	10/21/2000	Grab	Subsurface soil	4 6 FT		Explosives	1,3,5-Trinitrobenzene	0.31	mg/kg	J	J	J	0.75	
WBGso-070	WB0749	4/24/1998	Grab	Subsurface soil	4 6 FT		Explosives	1,3,5-Trinitrobenzene	0.27	mg/kg		J	J	0.25	G01
WBGso-069	WB0751	4/24/1998	Grab	Subsurface soil	4 5 FT		Explosives	1,3,5-Trinitrobenzene	0.13	mg/kg	J	J	J	0.25	
WBGso-185	WB0762	4/25/1998	Grab	Subsurface soil	2 4 FT		Explosives	1,3,5-Trinitrobenzene	0.12	mg/kg	J	J	J	0.25	
WBGso-073	WB0752	4/24/1998	Grab	Subsurface soil	2 4 FT		Explosives	1,3,5-Trinitrobenzene	0.11	mg/kg	J	J	J	0.25	
WBGso-059	WB0760	4/25/1998	Grab	Subsurface soil	2 4 FT		Explosives	1,3,5-Trinitrobenzene	0.099	mg/kg	J	J	J	0.25	
WBGso-057	WB0756	4/24/1998	Grab	Subsurface soil	2 4 FT		Explosives	1,3,5-Trinitrobenzene	0.094	mg/kg	J	J	J	0.25	
WBGso-186	WB0927	5/6/1998	Grab	Subsurface soil	4 6 FT		Explosives	1,3,5-Trinitrobenzene	0.092	mg/kg	J	J	J	0.25	
WBGso-107	WB0766	4/28/1998	Grab	Subsurface soil	2 4 FT		Explosives	1,3,5-Trinitrobenzene	0.058	mg/kg	J	J	J	0.25	
WBGso-070	WB0748	4/24/1998	Grab	Subsurface soil	2 4 FT		Explosives	1,3,5-Trinitrobenzene	0.053	mg/kg	J	J	J	0.25	
WBGso-189	WB0919	5/6/1998	Grab	Subsurface soil	2 4 FT		Explosives	1,3,5-Trinitrobenzene	0.043	mg/kg	J	J	J	0.25	
WBGso-035	WB0763	4/25/1998	Grab	Subsurface soil	2 4 FT		Explosives	1,3,5-Trinitrobenzene	0.042	mg/kg	J	J	J	0.25	
WBGso-057	WB0757	4/24/1998	Grab	Subsurface soil	4 6 FT		Explosives	1,3,5-Trinitrobenzene	0.042	mg/kg	J	J	J	0.25	
WBGso-005	WB0765	4/25/1998	Grab	Subsurface soil	2 4 FT		Explosives	1,3,5-Trinitrobenzene	0.034	mg/kg	J	J	J	0.25	
WBGso-142	WB0772	4/28/1998	Grab	Subsurface soil	2 4 FT		Explosives	1,3,5-Trinitrobenzene	0.027	mg/kg	J	J	J	0.25	
WBG-252	WBG4181	10/22/2000	Grab	Subsurface soil	4 6 FT		Explosives	1,3,5-Trinitrobenzene	250	mg/kg	U	U	U	250	
WBG-252	WBG4182	10/22/2000	Grab	Subsurface soil	6 8 FT		Explosives	1,3,5-Trinitrobenzene	120	mg/kg	U	U	U	120	
WBGso-069	WB0750	4/24/1998	Grab	Subsurface soil	2 4 FT		Explosives	1,3,5-Trinitrobenzene	5	mg/kg	U	U	U	5	
WBGso-062	WB0758	4/25/1998	Grab	Subsurface soil	2 4 FT		Explosives	1,3,5-Trinitrobenzene	0.5	mg/kg	U	U	U	0.5	
WBG-199	WBG4008	10/21/2000	Grab	Subsurface soil	4 6 FT		Explosives	1,3,5-Trinitrobenzene	0.5	mg/kg	U	U	U	0.5	
WBG-203	WBG4019	10/22/2000	Grab	Subsurface soil	2 4 FT		Explosives	1,3,5-Trinitrobenzene	0.25	mg/kg	U	U	U	0.25	
WBG-210	WBG4042	10/30/2000	Grab	Subsurface soil	2 4 FT		Explosives	1,3,5-Trinitrobenzene	0.25	mg/kg	U	U	U	0.25	
WBG-227	WBG4095	10/22/2000	Grab	Subsurface soil	2 4 FT		Explosives	1,3,5-Trinitrobenzene	0.25	mg/kg	U	U	U	0.25	
WBG-232	WBG4112	10/22/2000	Grab	Subsurface soil	2 4 FT		Explosives	1,3,5-Trinitrobenzene	0.25	mg/kg	U	U	U	0.25	
WBG-237	WBG4129	10/22/2000	Grab	Subsurface soil	2 4 FT		Explosives	1,3,5-Trinitrobenzene	0.25	mg/kg	U	U	U	0.25	
WBG-242	WBG4146	10/22/2000	Grab	Subsurface soil	2 4 FT		Explosives	1,3,5-Trinitrobenzene	0.25	mg/kg	U	U	U	0.25	
WBG-247	WBG4163	10/22/2000	Grab	Subsurface soil	2 4 FT		Explosives	1,3,5-Trinitrobenzene	0.25	mg/kg	U	U	U	0.25	
WBG-257	WBG4197	10/30/2000	Grab	Subsurface soil	2 4 FT		Explosives	1,3,5-Trinitrobenzene	0.25	mg/kg	U	U	U	0.25	
WBGso-006	WB0764	4/25/1998	Grab	Subsurface soil	2 4 FT		Explosives	1,3,5-Trinitrobenzene	0.25	mg/kg	U	U	U	0.25	
WBGso-037	WB0761	4/25/1998	Grab	Subsurface soil	2 4 FT		Explosives	1,3,5-Trinitrobenzene	0.25	mg/kg	U	U	U	0.25	
WBGso-054	WB0753	5/5/1998	Grab	Subsurface soil	2 4 FT		Explosives	1,3,5-Trinitrobenzene	0.25	mg/kg	U	U	U	0.25	
WBGso-055	WB0754	4/24/1998	Grab	Subsurface soil	2 4 FT		Explosives	1,3,5-Trinitrobenzene	0.25	mg/kg	U	U	U	0.25	
WBGso-178	WB0928	5/6/1998	Grab	Subsurface soil	2 4 FT		Explosives	1,3,5-Trinitrobenzene	0.25	mg/kg	U	U	U	0.25	
WBGso-187	WB0940	5/8/1998	Grab	Subsurface soil	2 4 FT		Explosives	1,3,5-Trinitrobenzene	0.25	mg/kg	U	U	U	0.25	
WBGso-188	WB0918	5/6/1998	Grab	Subsurface soil	2 4 FT		Explosives	1,3,5-Trinitrobenzene	0.25	mg/kg	U	U	U	0.25	
WBGso-196	WB0943	5/8/1998	Grab	Subsurface soil	2 4 FT		Explosives	1,3,5-Trinitrobenzene	0.25	mg/kg	U	U	U	0.25	
WBG-203	WBG4020	10/22/2000	Grab	Subsurface soil	4 6 FT		Explosives	1,3,5-Trinitrobenzene	0.25	mg/kg	U	U	U	0.25	
WBG-210	WBG4043	10/30/2000	Grab	Subsurface soil	4 6 FT		Explosives	1,3,5-Trinitrobenzene	0.25	mg/kg	U	U	U	0.25	
WBG-219	WBG4072	10/25/2000	Grab	Subsurface soil	4 6 FT		Explosives	1,3,5-Trinitrobenzene	0.25	mg/kg	U	U	U	0.25	
WBG-227	WBG4096	10/22/2000	Grab	Subsurface soil	4 6 FT		Explosives	1,3,5-Trinitrobenzene	0.25	mg/kg	U	U	U	0.25	
WBG-232	WBG4113	10/22/2000	Grab	Subsurface soil	4 6 FT		Explosives	1,3,5-Trinitrobenzene	0.25	mg/kg	U	U	U	0.25	
WBG-237	WBG4130	10/22/2000	Grab	Subsurface soil	4 6 FT		Explosives	1,3,5-Trinitrobenzene	0.25	mg/kg	U	U	U	0.25	
WBG-242	WBG4147	10/22/2000	Grab	Subsurface soil	4 6 FT		Explosives	1,3,5-Trinitrobenzene	0.25	mg/kg	U	U	U	0.25	
WBG-257	WBG4198	10/30/2000	Grab	Subsurface soil	4 6 FT		Explosives	1,3,5-Trinitrobenzene	0.25	mg/kg	U	U	U	0.25	
WBGso-055	WB0755	4/24/1998	Grab	Subsurface soil	4 6 FT		Explosives	1,3,5-Trinitrobenzene	0.25	mg/kg	U	U	U	0.25	
WBGso-062	WB0759	4/25/1998	Grab	Subsurface soil	4 6 FT		Explosives	1,3,5-Trinitrobenzene	0.25	mg/kg	U	U	U	0.25	
WBGso-122	WB0767	4/28/1998	Grab	Subsurface soil	4 6 FT		Explosives	1,3,5-Trinitrobenzene	0.25	mg/kg	U	U	U	0.25	
WBGso-140	WB0769	4/28/1998	Grab	Subsurface soil	4 6 FT		Explosives	1,3,5-Trinitrobenzene	0.25	mg/kg	U	U	U	0.25	
WBG-203	WBG4021	10/22/2000	Grab	Subsurface soil	6 8 FT		Explosives	1,3,5-Trinitrobenzene	0.25	mg/kg	U	U	U	0.25	
WBG-210	WBG4044	10/30/2000	Grab	Subsurface soil	6 8 FT		Explosives	1,3,5-Trinitrobenzene	0.25	mg/kg	U	U	U	0.25	
WBG-227	WBG4097	10/22/2000	Grab	Subsurface soil	6 8 FT		Explosives	1,3,5-Trinitrobenzene	0.25	mg/kg	U	U	U	0.25	
WBG-232	WBG4114	10/22/2000	Grab	Subsurface soil	6 8 FT		Explosives	1,3,5-Trinitrobenzene	0.25	mg/kg	U	U	U	0.25	
WBG-237	WBG4131	10/22/2000	Grab	Subsurface soil	6 8 FT		Explosives	1,3,5-Trinitrobenzene	0.25	mg/kg	U	U	U	0.25	
WBG-242	WBG4148	10/22/2000	Grab	Subsurface soil	6 8 FT		Explosives	1,3,5-Trinitrobenzene	0.25	mg/kg	U	U	U	0.25	
WBG-257	WBG4199	10/30/2000	Grab	Subsurface soil	6 8 FT		Explosives	1,3,5-Trinitrobenzene	0.25	mg/kg	U	U	U	0.25	
WBG-203	WBG4022	10/22/2000	Grab	Subsurface soil	8 10 FT		Explosives	1,3,5-Trinitrobenzene	0.25	mg/kg	U	U	U	0.25	
WBG-210	WBG4045	10/30/2000	Grab	Subsurface soil	8 10 FT		Explosives	1,3,5-Trinitrobenzene	0.25	mg/kg	U	U	U	0.25	
WBG-227	WBG4098	10/22/2000	Grab	Subsurface soil	8 10 FT		Explosives	1,3,5-Trinitrobenzene	0.25	mg/kg	U	U	U	0.25	
WBG-232	WBG4115	10/22/2000	Grab	Subsurface soil	8 10 FT		Explosives	1,3,5-Trinitrobenzene	0.25	mg/kg	U	U	U	0.25	
WBG-237	WBG4132	10/22/2000	Grab	Subsurface soil	8 10 FT		Explosives	1,3,5-Trinitrobenzene	0.25	mg/kg	U	U	U	0.25	
WBG-242	WBG4149	10/22/2000	Grab	Subsurface soil	8 10 FT		Explosives	1,3,5-Trinitrobenzene	0.25	mg/kg	U	U	U	0.25	
WBG-257	WBG4200	10/30/2000	Grab	Subsurface soil	8 9.1 FT		Explosives	1,3,5-Trinitrobenzene	0.25	mg/kg	U	U	U	0.25	
WBGso-168	WB0773	5/5/1998	Grab	Subsurface soil	2 4 FT		Explosives	1,3-Dinitrobenzene	0.26	mg/kg	J	J	J	2.5	
WBG-252	WBG4181	10/22/2000	Grab	Subsurface soil	4 6 FT		Explosives	1,3-Dinitrobenzene	0.045	mg/kg	J	J	J	0.25	
WBGso-186	WB0770	4/28/1998	Grab	Subsurface soil	2 4 FT		Explosives	1,3-Dinitrobenzene	12	mg/kg	U	U	U	12	
WBGso-069	WB0750	4/24/1998	Grab	Subsurface soil	2 4 FT		Explosives	1,3-Dinitrobenzene	5	mg/kg	U	U	U	5	
WBG-205	WBG4028	10/21/2000	Grab	Subsurface soil	4 6 FT		Explosives	1,3-Dinitrobenzene	0.75	mg/kg	U	U	U	0.75	
WBGso-062	WB0758	4/25/1998	Grab	Subsurface soil	2 4 FT		Explosives	1,3-Dinitrobenzene	0.5	mg/kg	U	U	U	0.5	
WBG-199	WBG4008	10/21/2000	Grab	Subsurface soil	4 6 FT		Explosives	1,3-Dinitrobenzene	0.5	mg/kg	U	U	U	0.5	

Station	Sample ID	Date Collected	Sample Type	Media	Depth	Sample Comment	Analysis	Chemical	Results	Units	Lab Qual	Data Qual	Qual	Detection Limit	Validation Code
WBG-199	WBG4007	10/20/2000	Grab	Subsurface soil	2 4 FT		Explosives	1,3-Dinitrobenzene	0.25	mg/kg	U	U	U	0.25	
WBG-203	WBG4019	10/22/2000	Grab	Subsurface soil	2 4 FT		Explosives	1,3-Dinitrobenzene	0.25	mg/kg	U	U	U	0.25	
WBG-210	WBG4042	10/30/2000	Grab	Subsurface soil	2 4 FT		Explosives	1,3-Dinitrobenzene	0.25	mg/kg	U	U	U	0.25	
WBG-227	WBG4095	10/22/2000	Grab	Subsurface soil	2 4 FT		Explosives	1,3-Dinitrobenzene	0.25	mg/kg	U	U	U	0.25	
WBG-232	WBG4112	10/22/2000	Grab	Subsurface soil	2 4 FT		Explosives	1,3-Dinitrobenzene	0.25	mg/kg	U	U	U	0.25	
WBG-237	WBG4129	10/22/2000	Grab	Subsurface soil	2 4 FT		Explosives	1,3-Dinitrobenzene	0.25	mg/kg	U	U	U	0.25	
WBG-242	WBG4146	10/22/2000	Grab	Subsurface soil	2 4 FT		Explosives	1,3-Dinitrobenzene	0.25	mg/kg	U	U	U	0.25	
WBG-247	WBG4163	10/22/2000	Grab	Subsurface soil	2 4 FT		Explosives	1,3-Dinitrobenzene	0.25	mg/kg	U	U	U	0.25	
WBG-252	WBG4180	10/22/2000	Grab	Subsurface soil	2 4 FT		Explosives	1,3-Dinitrobenzene	0.25	mg/kg	U	U	U	0.25	
WBG-257	WBG4197	10/30/2000	Grab	Subsurface soil	2 4 FT		Explosives	1,3-Dinitrobenzene	0.25	mg/kg	U	U	U	0.25	
WBGso-005	WB0765	4/25/1998	Grab	Subsurface soil	2 4 FT		Explosives	1,3-Dinitrobenzene	0.25	mg/kg	U	U	U	0.25	
WBGso-006	WB0764	4/25/1998	Grab	Subsurface soil	2 4 FT		Explosives	1,3-Dinitrobenzene	0.25	mg/kg	U	U	U	0.25	
WBGso-035	WB0763	4/25/1998	Grab	Subsurface soil	2 4 FT		Explosives	1,3-Dinitrobenzene	0.25	mg/kg	U	U	U	0.25	
WBGso-037	WB0761	4/25/1998	Grab	Subsurface soil	2 4 FT		Explosives	1,3-Dinitrobenzene	0.25	mg/kg	U	U	U	0.25	
WBGso-054	WB0753	5/5/1998	Grab	Subsurface soil	2 4 FT		Explosives	1,3-Dinitrobenzene	0.25	mg/kg	U	U	U	0.25	
WBGso-055	WB0754	4/24/1998	Grab	Subsurface soil	2 4 FT		Explosives	1,3-Dinitrobenzene	0.25	mg/kg	U	U	U	0.25	
WBGso-057	WB0756	4/24/1998	Grab	Subsurface soil	2 4 FT		Explosives	1,3-Dinitrobenzene	0.25	mg/kg	U	U	U	0.25	
WBGso-059	WB0760	4/25/1998	Grab	Subsurface soil	2 4 FT		Explosives	1,3-Dinitrobenzene	0.25	mg/kg	U	U	U	0.25	
WBGso-070	WB0748	4/24/1998	Grab	Subsurface soil	2 4 FT		Explosives	1,3-Dinitrobenzene	0.25	mg/kg	U	U	U	0.25	
WBGso-073	WB0752	4/24/1998	Grab	Subsurface soil	2 4 FT		Explosives	1,3-Dinitrobenzene	0.25	mg/kg	U	U	U	0.25	
WBGso-107	WB0766	4/28/1998	Grab	Subsurface soil	2 4 FT		Explosives	1,3-Dinitrobenzene	0.25	mg/kg	U	U	U	0.25	
WBGso-142	WB0772	4/28/1998	Grab	Subsurface soil	2 4 FT		Explosives	1,3-Dinitrobenzene	0.25	mg/kg	U	U	U	0.25	
WBGso-178	WB0928	5/6/1998	Grab	Subsurface soil	2 4 FT		Explosives	1,3-Dinitrobenzene	0.25	mg/kg	U	U	U	0.25	
WBGso-185	WB0762	4/25/1998	Grab	Subsurface soil	2 4 FT		Explosives	1,3-Dinitrobenzene	0.25	mg/kg	U	U	U	0.25	
WBGso-187	WB0940	5/8/1998	Grab	Subsurface soil	2 4 FT		Explosives	1,3-Dinitrobenzene	0.25	mg/kg	U	U	U	0.25	
WBGso-188	WB0918	5/6/1998	Grab	Subsurface soil	2 4 FT		Explosives	1,3-Dinitrobenzene	0.25	mg/kg	U	U	U	0.25	
WBGso-189	WB0919	5/6/1998	Grab	Subsurface soil	2 4 FT		Explosives	1,3-Dinitrobenzene	0.25	mg/kg	U	U	U	0.25	
WBGso-196	WB0943	5/8/1998	Grab	Subsurface soil	2 4 FT		Explosives	1,3-Dinitrobenzene	0.25	mg/kg	U	U	U	0.25	
WBG-203	WBG4020	10/22/2000	Grab	Subsurface soil	4 6 FT		Explosives	1,3-Dinitrobenzene	0.25	mg/kg	U	U	U	0.25	
WBG-210	WBG4043	10/30/2000	Grab	Subsurface soil	4 6 FT		Explosives	1,3-Dinitrobenzene	0.25	mg/kg	U	U	U	0.25	
WBG-219	WBG4072	10/25/2000	Grab	Subsurface soil	4 6 FT		Explosives	1,3-Dinitrobenzene	0.25	mg/kg	U	U	U	0.25	
WBG-227	WBG4096	10/22/2000	Grab	Subsurface soil	4 6 FT		Explosives	1,3-Dinitrobenzene	0.25	mg/kg	U	U	U	0.25	
WBG-232	WBG4113	10/22/2000	Grab	Subsurface soil	4 6 FT		Explosives	1,3-Dinitrobenzene	0.25	mg/kg	U	U	U	0.25	
WBG-237	WBG4130	10/22/2000	Grab	Subsurface soil	4 6 FT		Explosives	1,3-Dinitrobenzene	0.25	mg/kg	U	U	U	0.25	
WBG-242	WBG4147	10/22/2000	Grab	Subsurface soil	4 6 FT		Explosives	1,3-Dinitrobenzene	0.25	mg/kg	U	U	U	0.25	
WBG-257	WBG4198	10/30/2000	Grab	Subsurface soil	4 6 FT		Explosives	1,3-Dinitrobenzene	0.25	mg/kg	U	U	U	0.25	
WBGso-055	WB0755	4/24/1998	Grab	Subsurface soil	4 6 FT		Explosives	1,3-Dinitrobenzene	0.25	mg/kg	U	U	U	0.25	
WBGso-057	WB0757	4/24/1998	Grab	Subsurface soil	4 6 FT		Explosives	1,3-Dinitrobenzene	0.25	mg/kg	U	U	U	0.25	
WBGso-062	WB0759	4/25/1998	Grab	Subsurface soil	4 6 FT		Explosives	1,3-Dinitrobenzene	0.25	mg/kg	U	U	U	0.25	
WBGso-069	WB0751	4/24/1998	Grab	Subsurface soil	4 5 FT		Explosives	1,3-Dinitrobenzene	0.25	mg/kg	U	U	U	0.25	
WBGso-122	WB0767	4/28/1998	Grab	Subsurface soil	4 6 FT		Explosives	1,3-Dinitrobenzene	0.25	mg/kg	U	U	U	0.25	
WBGso-140	WB0769	4/28/1998	Grab	Subsurface soil	4 6 FT		Explosives	1,3-Dinitrobenzene	0.25	mg/kg	U	U	U	0.25	
WBGso-141	WB0771	4/28/1998	Grab	Subsurface soil	4 6 FT		Explosives	1,3-Dinitrobenzene	0.25	mg/kg	U	U	U	0.25	
WBGso-186	WB0927	5/6/1998	Grab	Subsurface soil	4 6 FT		Explosives	1,3-Dinitrobenzene	0.25	mg/kg	U	U	U	0.25	
WBG-203	WBG4021	10/22/2000	Grab	Subsurface soil	6 8 FT		Explosives	1,3-Dinitrobenzene	0.25	mg/kg	U	U	U	0.25	
WBG-210	WBG4044	10/30/2000	Grab	Subsurface soil	6 8 FT		Explosives	1,3-Dinitrobenzene	0.25	mg/kg	U	U	U	0.25	
WBG-227	WBG4097	10/22/2000	Grab	Subsurface soil	6 8 FT		Explosives	1,3-Dinitrobenzene	0.25	mg/kg	U	U	U	0.25	
WBG-232	WBG4114	10/22/2000	Grab	Subsurface soil	6 8 FT		Explosives	1,3-Dinitrobenzene	0.25	mg/kg	U	U	U	0.25	
WBG-237	WBG4131	10/22/2000	Grab	Subsurface soil	6 8 FT		Explosives	1,3-Dinitrobenzene	0.25	mg/kg	U	U	U	0.25	
WBG-242	WBG4148	10/22/2000	Grab	Subsurface soil	6 8 FT		Explosives	1,3-Dinitrobenzene	0.25	mg/kg	U	U	U	0.25	
WBG-252	WBG4182	10/22/2000	Grab	Subsurface soil	6 8 FT		Explosives	1,3-Dinitrobenzene	0.25	mg/kg	U	U	U	0.25	
WBG-257	WBG4199	10/30/2000	Grab	Subsurface soil	6 8 FT		Explosives	1,3-Dinitrobenzene	0.25	mg/kg	U	U	U	0.25	
WBG-203	WBG4022	10/22/2000	Grab	Subsurface soil	8 10 FT		Explosives	1,3-Dinitrobenzene	0.25	mg/kg	U	U	U	0.25	
WBG-210	WBG4045	10/30/2000	Grab	Subsurface soil	8 10 FT		Explosives	1,3-Dinitrobenzene	0.25	mg/kg	U	U	U	0.25	
WBG-227	WBG4098	10/22/2000	Grab	Subsurface soil	8 10 FT		Explosives	1,3-Dinitrobenzene	0.25	mg/kg	U	U	U	0.25	
WBG-232	WBG4115	10/22/2000	Grab	Subsurface soil	8 10 FT		Explosives	1,3-Dinitrobenzene	0.25	mg/kg	U	U	U	0.25	
WBG-237	WBG4132	10/22/2000	Grab	Subsurface soil	8 10 FT		Explosives	1,3-Dinitrobenzene	0.25	mg/kg	U	U	U	0.25	
WBG-242	WBG4149	10/22/2000	Grab	Subsurface soil	8 10 FT		Explosives	1,3-Dinitrobenzene	0.25	mg/kg	U	U	U	0.25	
WBG-252	WBG4183	10/22/2000	Grab	Subsurface soil	8 10 FT		Explosives	1,3-Dinitrobenzene	0.25	mg/kg	U	U	U	0.25	
WBG-257	WBG4200	10/30/2000	Grab	Subsurface soil	8 9.1 FT		Explosives	1,3-Dinitrobenzene	0.25	mg/kg	U	U	U	0.25	
WBGso-070	WB0749	4/24/1998	Grab	Subsurface soil	4 6 FT		Explosives	1,3-Dinitrobenzene	0.25	mg/kg	U	UJ	UJ	0.25	G01
WBG-252	WBG4181	10/22/2000	Grab	Subsurface soil	4 6 FT		Explosives	2,4,6-Trinitrotoluene	5200	mg/kg		=	=	250	
WBG-252	WBG4182	10/22/2000	Grab	Subsurface soil	6 8 FT		Explosives	2,4,6-Trinitrotoluene	3300	mg/kg		=	=	120	
WBG-252	WBG4183	10/22/2000	Grab	Subsurface soil	8 10 FT		Explosives	2,4,6-Trinitrotoluene	860	mg/kg		=	=	50	
WBG-252	WBG4180	10/22/2000	Grab	Subsurface soil	2 4 FT		Explosives	2,4,6-Trinitrotoluene	490	mg/kg		=	=	25	
WBG-199	WBG4007	10/20/2000	Grab	Subsurface soil	2 4 FT		Explosives	2,4,6-Trinitrotoluene	190	mg/kg		=	=	7.5	
WBGso-168	WB0773	5/5/1998	Grab	Subsurface soil	2 4 FT		Explosives	2,4,6-Trinitrotoluene	27	mg/kg		=	=	2.5	
WBGso-186	WB0770	4/28/1998	Grab	Subsurface soil	2 4 FT		Explosives	2,4,6-Trinitrotoluene	26	mg/kg		=	=	12	
WBG-205	WBG4028	10/21/2000	Grab	Subsurface soil	4 6 FT		Explosives	2,4,6-Trinitrotoluene	17	mg/kg		=	=	0.75	
WBGso-186	WB0927	5/6/1998	Grab	Subsurface soil	4 6 FT		Explosives	2,4,6-Trinitrotoluene	15	mg/kg		=	=	1.2	
WBGso-069	WB0750	4/24/1998	Grab	Subsurface soil	2 4 FT		Explosives	2,4,6-Trinitrotoluene	12	mg/kg		=	=	5	
WBG-199	WBG4008	10/21/2000	Grab	Subsurface soil	4 6 FT		Explosives	2,4,6-Trinitrotoluene	10	mg/kg		=	=	0.5	
WBGso-185	WB0762	4/25/1998	Grab	Subsurface soil	2 4 FT		Explosives	2,4,6-Trinitrotoluene	3.5	mg/kg		=	=	0.25	
WBGso-140	WB0769	4/28/1998	Grab	Subsurface soil	4 6 FT		Explosives	2,4,6-Trinitrotoluene	2.8	mg/kg		=	=	0.25	
WBGso-069	WB0751	4/24/1998	Grab	Subsurface soil	4 5 FT		Explosives	2,4,6-Trinitrotoluene	2.1	mg/kg		=	=	0.25	

Station	Sample ID	Date Collected	Sample Type	Media	Depth	Sample Comment	Analysis	Chemical	Results	Units	Lab Qual	Data Qual	Qual	Detection Limit	Validation Code
WBGso-070	WB0748	4/24/1998	Grab	Subsurface soil	2 4 FT		Explosives	2,4,6-Trinitrotoluene	1.7	mg/kg		=	=	0.25	
WBGso-188	WB0918	5/6/1998	Grab	Subsurface soil	2 4 FT		Explosives	2,4,6-Trinitrotoluene	0.73	mg/kg		=	=	0.25	
WBGso-141	WB0771	4/28/1998	Grab	Subsurface soil	4 6 FT		Explosives	2,4,6-Trinitrotoluene	0.71	mg/kg		=	=	0.25	
WBG-219	WBG4072	10/25/2000	Grab	Subsurface soil	4 6 FT		Explosives	2,4,6-Trinitrotoluene	0.63	mg/kg		=	=	0.25	
WBGso-062	WB0758	4/25/1998	Grab	Subsurface soil	2 4 FT		Explosives	2,4,6-Trinitrotoluene	0.51	mg/kg		=	=	0.5	
WBGso-057	WB0756	4/24/1998	Grab	Subsurface soil	2 4 FT		Explosives	2,4,6-Trinitrotoluene	0.43	mg/kg		=	=	0.25	F08
WBGso-073	WB0752	4/24/1998	Grab	Subsurface soil	2 4 FT		Explosives	2,4,6-Trinitrotoluene	0.25	mg/kg		=	=	0.25	
WBGso-178	WB0928	5/6/1998	Grab	Subsurface soil	2 4 FT		Explosives	2,4,6-Trinitrotoluene	0.24	mg/kg	J	J	J	0.25	
WBG-247	WBG4163	10/22/2000	Grab	Subsurface soil	2 4 FT		Explosives	2,4,6-Trinitrotoluene	0.19	mg/kg	J	J	J	0.25	
WBG-227	WBG4095	10/22/2000	Grab	Subsurface soil	2 4 FT		Explosives	2,4,6-Trinitrotoluene	0.17	mg/kg	J	J	J	0.25	
WBG-232	WBG4113	10/22/2000	Grab	Subsurface soil	4 6 FT		Explosives	2,4,6-Trinitrotoluene	0.17	mg/kg	J	J	J	0.25	
WBG-232	WBG4112	10/22/2000	Grab	Subsurface soil	2 4 FT		Explosives	2,4,6-Trinitrotoluene	0.13	mg/kg	J	J	J	0.25	
WBG-227	WBG4096	10/22/2000	Grab	Subsurface soil	4 6 FT		Explosives	2,4,6-Trinitrotoluene	0.12	mg/kg	J	J	J	0.25	
WBGso-142	WB0772	4/28/1998	Grab	Subsurface soil	2 4 FT		Explosives	2,4,6-Trinitrotoluene	0.093	mg/kg	J	J	J	0.25	
WBG-210	WBG4042	10/30/2000	Grab	Subsurface soil	2 4 FT		Explosives	2,4,6-Trinitrotoluene	0.067	mg/kg	J	J	J	0.25	
WBGso-054	WB0753	5/5/1998	Grab	Subsurface soil	2 4 FT		Explosives	2,4,6-Trinitrotoluene	0.065	mg/kg	J	J	J	0.25	
WBGso-055	WB0754	4/24/1998	Grab	Subsurface soil	2 4 FT		Explosives	2,4,6-Trinitrotoluene	0.062	mg/kg	J	J	J	0.25	
WBG-232	WBG4114	10/22/2000	Grab	Subsurface soil	6 8 FT		Explosives	2,4,6-Trinitrotoluene	0.061	mg/kg	J	J	J	0.25	
WBG-237	WBG4129	10/22/2000	Grab	Subsurface soil	2 4 FT		Explosives	2,4,6-Trinitrotoluene	0.057	mg/kg	J	J	J	0.25	
WBGso-062	WB0759	4/25/1998	Grab	Subsurface soil	4 6 FT		Explosives	2,4,6-Trinitrotoluene	0.048	mg/kg	J	J	J	0.25	
WBGso-196	WB0943	5/8/1998	Grab	Subsurface soil	2 4 FT		Explosives	2,4,6-Trinitrotoluene	0.044	mg/kg	J	J	J	0.25	
WBGso-035	WB0763	4/25/1998	Grab	Subsurface soil	2 4 FT		Explosives	2,4,6-Trinitrotoluene	0.037	mg/kg	J	J	J	0.25	
WBG-203	WBG4019	10/22/2000	Grab	Subsurface soil	2 4 FT		Explosives	2,4,6-Trinitrotoluene	0.25	mg/kg	U	U	U	0.25	
WBG-242	WBG4146	10/22/2000	Grab	Subsurface soil	2 4 FT		Explosives	2,4,6-Trinitrotoluene	0.25	mg/kg	U	U	U	0.25	
WBG-257	WBG4197	10/30/2000	Grab	Subsurface soil	2 4 FT		Explosives	2,4,6-Trinitrotoluene	0.25	mg/kg	U	U	U	0.25	
WBGso-005	WB0765	4/25/1998	Grab	Subsurface soil	2 4 FT		Explosives	2,4,6-Trinitrotoluene	0.25	mg/kg	U	U	U	0.25	
WBGso-006	WB0764	4/25/1998	Grab	Subsurface soil	2 4 FT		Explosives	2,4,6-Trinitrotoluene	0.25	mg/kg	U	U	U	0.25	
WBGso-037	WB0761	4/25/1998	Grab	Subsurface soil	2 4 FT		Explosives	2,4,6-Trinitrotoluene	0.25	mg/kg	U	U	U	0.25	
WBGso-059	WB0760	4/25/1998	Grab	Subsurface soil	2 4 FT		Explosives	2,4,6-Trinitrotoluene	0.25	mg/kg	U	U	U	0.25	
WBGso-107	WB0766	4/28/1998	Grab	Subsurface soil	2 4 FT		Explosives	2,4,6-Trinitrotoluene	0.25	mg/kg	U	U	U	0.25	
WBGso-187	WB0940	5/8/1998	Grab	Subsurface soil	2 4 FT		Explosives	2,4,6-Trinitrotoluene	0.25	mg/kg	U	U	U	0.25	
WBGso-189	WB0919	5/6/1998	Grab	Subsurface soil	2 4 FT		Explosives	2,4,6-Trinitrotoluene	0.25	mg/kg	U	U	U	0.25	
WBG-203	WBG4020	10/22/2000	Grab	Subsurface soil	4 6 FT		Explosives	2,4,6-Trinitrotoluene	0.25	mg/kg	U	U	U	0.25	
WBG-210	WBG4043	10/30/2000	Grab	Subsurface soil	4 6 FT		Explosives	2,4,6-Trinitrotoluene	0.25	mg/kg	U	U	U	0.25	
WBG-237	WBG4130	10/22/2000	Grab	Subsurface soil	4 6 FT		Explosives	2,4,6-Trinitrotoluene	0.25	mg/kg	U	U	U	0.25	
WBG-242	WBG4147	10/22/2000	Grab	Subsurface soil	4 6 FT		Explosives	2,4,6-Trinitrotoluene	0.25	mg/kg	U	U	U	0.25	
WBG-257	WBG4198	10/30/2000	Grab	Subsurface soil	4 6 FT		Explosives	2,4,6-Trinitrotoluene	0.25	mg/kg	U	U	U	0.25	
WBGso-055	WB0755	4/24/1998	Grab	Subsurface soil	4 6 FT		Explosives	2,4,6-Trinitrotoluene	0.25	mg/kg	U	U	U	0.25	
WBGso-057	WB0757	4/24/1998	Grab	Subsurface soil	4 6 FT		Explosives	2,4,6-Trinitrotoluene	0.25	mg/kg	U	U	U	0.25	
WBGso-122	WB0767	4/28/1998	Grab	Subsurface soil	4 6 FT		Explosives	2,4,6-Trinitrotoluene	0.25	mg/kg	U	U	U	0.25	
WBG-203	WBG4021	10/22/2000	Grab	Subsurface soil	6 8 FT		Explosives	2,4,6-Trinitrotoluene	0.25	mg/kg	U	U	U	0.25	
WBG-210	WBG4044	10/30/2000	Grab	Subsurface soil	6 8 FT		Explosives	2,4,6-Trinitrotoluene	0.25	mg/kg	U	U	U	0.25	
WBG-227	WBG4097	10/22/2000	Grab	Subsurface soil	6 8 FT		Explosives	2,4,6-Trinitrotoluene	0.25	mg/kg	U	U	U	0.25	
WBG-237	WBG4131	10/22/2000	Grab	Subsurface soil	6 8 FT		Explosives	2,4,6-Trinitrotoluene	0.25	mg/kg	U	U	U	0.25	
WBG-242	WBG4148	10/22/2000	Grab	Subsurface soil	6 8 FT		Explosives	2,4,6-Trinitrotoluene	0.25	mg/kg	U	U	U	0.25	
WBG-257	WBG4199	10/30/2000	Grab	Subsurface soil	6 8 FT		Explosives	2,4,6-Trinitrotoluene	0.25	mg/kg	U	U	U	0.25	
WBG-203	WBG4022	10/22/2000	Grab	Subsurface soil	8 10 FT		Explosives	2,4,6-Trinitrotoluene	0.25	mg/kg	U	U	U	0.25	
WBG-210	WBG4045	10/30/2000	Grab	Subsurface soil	8 10 FT		Explosives	2,4,6-Trinitrotoluene	0.25	mg/kg	U	U	U	0.25	
WBG-227	WBG4098	10/22/2000	Grab	Subsurface soil	8 10 FT		Explosives	2,4,6-Trinitrotoluene	0.25	mg/kg	U	U	U	0.25	
WBG-232	WBG4115	10/22/2000	Grab	Subsurface soil	8 10 FT		Explosives	2,4,6-Trinitrotoluene	0.25	mg/kg	U	U	U	0.25	
WBG-237	WBG4132	10/22/2000	Grab	Subsurface soil	8 10 FT		Explosives	2,4,6-Trinitrotoluene	0.25	mg/kg	U	U	U	0.25	
WBG-242	WBG4149	10/22/2000	Grab	Subsurface soil	8 10 FT		Explosives	2,4,6-Trinitrotoluene	0.25	mg/kg	U	U	U	0.25	
WBG-257	WBG4200	10/30/2000	Grab	Subsurface soil	8 9.1 FT		Explosives	2,4,6-Trinitrotoluene	0.25	mg/kg	U	U	U	0.25	
WBGso-070	WB0749	4/24/1998	Grab	Subsurface soil	4 6 FT		Explosives	2,4,6-Trinitrotoluene	0.25	mg/kg	U	UJ	UJ	0.25	G01
WBG-252	WBG4182	10/22/2000	Grab	Subsurface soil	6 8 FT		Explosives	2,4-Dinitrotoluene	2.8	mg/kg		=	=	0.25	
WBG-252	WBG4183	10/22/2000	Grab	Subsurface soil	8 10 FT		Explosives	2,4-Dinitrotoluene	0.58	mg/kg		=	=	0.25	
WBG-199	WBG4007	10/20/2000	Grab	Subsurface soil	2 4 FT		Explosives	2,4-Dinitrotoluene	0.56	mg/kg		=	=	0.25	
WBG-252	WBG4180	10/22/2000	Grab	Subsurface soil	2 4 FT		Explosives	2,4-Dinitrotoluene	0.54	mg/kg		=	=	0.25	
WBGso-070	WB0748	4/24/1998	Grab	Subsurface soil	2 4 FT		Explosives	2,4-Dinitrotoluene	0.11	mg/kg	J	J	J	0.25	
WBGso-168	WB0773	5/5/1998	Grab	Subsurface soil	2 4 FT		Explosives	2,4-Dinitrotoluene	0.11	mg/kg	J	J	J	0.25	
WBGso-069	WB0750	4/24/1998	Grab	Subsurface soil	2 4 FT		Explosives	2,4-Dinitrotoluene	0.092	mg/kg	J	J	J	0.25	
WBGso-186	WB0770	4/28/1998	Grab	Subsurface soil	2 4 FT		Explosives	2,4-Dinitrotoluene	0.082	mg/kg	J	J	J	0.25	
WBG-232	WBG4112	10/22/2000	Grab	Subsurface soil	2 4 FT		Explosives	2,4-Dinitrotoluene	0.066	mg/kg	J	J	J	0.25	
WBGso-073	WB0752	4/24/1998	Grab	Subsurface soil	2 4 FT		Explosives	2,4-Dinitrotoluene	0.063	mg/kg	J	J	J	0.25	
WBGso-185	WB0762	4/25/1998	Grab	Subsurface soil	2 4 FT		Explosives	2,4-Dinitrotoluene	0.051	mg/kg	J	J	J	0.25	
WBGso-035	WB0763	4/25/1998	Grab	Subsurface soil	2 4 FT		Explosives	2,4-Dinitrotoluene	0.047	mg/kg	J	J	J	0.25	
WBGso-005	WB0765	4/25/1998	Grab	Subsurface soil	2 4 FT		Explosives	2,4-Dinitrotoluene	0.032	mg/kg	J	J	J	0.25	
WBG-252	WBG4181	10/22/2000	Grab	Subsurface soil	4 6 FT		Explosives	2,4-Dinitrotoluene	4.9	mg/kg	U	U	U	4.9	
WBG-205	WBG4028	10/21/2000	Grab	Subsurface soil	4 6 FT		Explosives	2,4-Dinitrotoluene	0.75	mg/kg	U	U	U	0.75	
WBG-199	WBG4008	10/21/2000	Grab	Subsurface soil	4 6 FT		Explosives	2,4-Dinitrotoluene	0.5	mg/kg	U	U	U	0.5	
WBG-203	WBG4019	10/22/2000	Grab	Subsurface soil	2 4 FT		Explosives	2,4-Dinitrotoluene	0.25	mg/kg	U	U	U	0.25	
WBG-210	WBG4042	10/30/2000	Grab	Subsurface soil	2 4 FT		Explosives	2,4-Dinitrotoluene	0.25	mg/kg	U	U	U	0.25	
WBG-227	WBG4095	10/22/2000	Grab	Subsurface soil	2 4 FT		Explosives	2,4-Dinitrotoluene	0.25	mg/kg	U	U	U	0.25	
WBG-237	WBG4129	10/22/2000	Grab	Subsurface soil	2 4 FT		Explosives	2,4-Dinitrotoluene	0.25	mg/kg	U	U	U	0.25	
WBG-242	WBG4146	10/22/2000	Grab	Subsurface soil	2 4 FT		Explosives	2,4-Dinitrotoluene	0.25	mg/kg	U	U	U	0.25	

Station	Sample ID	Date Collected	Sample Type	Media	Depth	Sample Comment	Analysis	Chemical	Results	Units	Lab Qual	Data Qual	Qual	Detection Limit	Validation Code
WBG-247	WBG4163	10/22/2000	Grab	Subsurface soil	2 4 FT		Explosives	2,4-Dinitrotoluene	0.25	mg/kg	U	U	U	0.25	
WBG-257	WBG4197	10/30/2000	Grab	Subsurface soil	2 4 FT		Explosives	2,4-Dinitrotoluene	0.25	mg/kg	U	U	U	0.25	
WBGso-006	WB0764	4/25/1998	Grab	Subsurface soil	2 4 FT		Explosives	2,4-Dinitrotoluene	0.25	mg/kg	U	U	U	0.25	
WBGso-037	WB0761	4/25/1998	Grab	Subsurface soil	2 4 FT		Explosives	2,4-Dinitrotoluene	0.25	mg/kg	U	U	U	0.25	
WBGso-054	WB0753	5/5/1998	Grab	Subsurface soil	2 4 FT		Explosives	2,4-Dinitrotoluene	0.25	mg/kg	U	U	U	0.25	
WBGso-055	WB0754	4/24/1998	Grab	Subsurface soil	2 4 FT		Explosives	2,4-Dinitrotoluene	0.25	mg/kg	U	U	U	0.25	
WBGso-057	WB0756	4/24/1998	Grab	Subsurface soil	2 4 FT		Explosives	2,4-Dinitrotoluene	0.25	mg/kg	U	U	U	0.25	
WBGso-059	WB0760	4/25/1998	Grab	Subsurface soil	2 4 FT		Explosives	2,4-Dinitrotoluene	0.25	mg/kg	U	U	U	0.25	
WBGso-062	WB0758	4/25/1998	Grab	Subsurface soil	2 4 FT		Explosives	2,4-Dinitrotoluene	0.25	mg/kg	U	U	U	0.25	
WBGso-107	WB0766	4/28/1998	Grab	Subsurface soil	2 4 FT		Explosives	2,4-Dinitrotoluene	0.25	mg/kg	U	U	U	0.25	
WBGso-142	WB0772	4/28/1998	Grab	Subsurface soil	2 4 FT		Explosives	2,4-Dinitrotoluene	0.25	mg/kg	U	U	U	0.25	
WBGso-178	WB0928	5/6/1998	Grab	Subsurface soil	2 4 FT		Explosives	2,4-Dinitrotoluene	0.25	mg/kg	U	U	U	0.25	
WBGso-187	WB0940	5/8/1998	Grab	Subsurface soil	2 4 FT		Explosives	2,4-Dinitrotoluene	0.25	mg/kg	U	U	U	0.25	
WBGso-188	WB0918	5/6/1998	Grab	Subsurface soil	2 4 FT		Explosives	2,4-Dinitrotoluene	0.25	mg/kg	U	U	U	0.25	
WBGso-189	WB0919	5/6/1998	Grab	Subsurface soil	2 4 FT		Explosives	2,4-Dinitrotoluene	0.25	mg/kg	U	U	U	0.25	
WBGso-196	WB0943	5/8/1998	Grab	Subsurface soil	2 4 FT		Explosives	2,4-Dinitrotoluene	0.25	mg/kg	U	U	U	0.25	
WBG-203	WBG4020	10/22/2000	Grab	Subsurface soil	4 6 FT		Explosives	2,4-Dinitrotoluene	0.25	mg/kg	U	U	U	0.25	
WBG-210	WBG4043	10/30/2000	Grab	Subsurface soil	4 6 FT		Explosives	2,4-Dinitrotoluene	0.25	mg/kg	U	U	U	0.25	
WBG-219	WBG4072	10/25/2000	Grab	Subsurface soil	4 6 FT		Explosives	2,4-Dinitrotoluene	0.25	mg/kg	U	U	U	0.25	
WBG-227	WBG4096	10/22/2000	Grab	Subsurface soil	4 6 FT		Explosives	2,4-Dinitrotoluene	0.25	mg/kg	U	U	U	0.25	
WBG-232	WBG4113	10/22/2000	Grab	Subsurface soil	4 6 FT		Explosives	2,4-Dinitrotoluene	0.25	mg/kg	U	U	U	0.25	
WBG-237	WBG4130	10/22/2000	Grab	Subsurface soil	4 6 FT		Explosives	2,4-Dinitrotoluene	0.25	mg/kg	U	U	U	0.25	
WBG-242	WBG4147	10/22/2000	Grab	Subsurface soil	4 6 FT		Explosives	2,4-Dinitrotoluene	0.25	mg/kg	U	U	U	0.25	
WBG-257	WBG4198	10/30/2000	Grab	Subsurface soil	4 6 FT		Explosives	2,4-Dinitrotoluene	0.25	mg/kg	U	U	U	0.25	
WBGso-055	WB0755	4/24/1998	Grab	Subsurface soil	4 6 FT		Explosives	2,4-Dinitrotoluene	0.25	mg/kg	U	U	U	0.25	
WBGso-057	WB0757	4/24/1998	Grab	Subsurface soil	4 6 FT		Explosives	2,4-Dinitrotoluene	0.25	mg/kg	U	U	U	0.25	
WBGso-062	WB0759	4/25/1998	Grab	Subsurface soil	4 6 FT		Explosives	2,4-Dinitrotoluene	0.25	mg/kg	U	U	U	0.25	
WBGso-069	WB0751	4/24/1998	Grab	Subsurface soil	4 5 FT		Explosives	2,4-Dinitrotoluene	0.25	mg/kg	U	U	U	0.25	
WBGso-122	WB0767	4/28/1998	Grab	Subsurface soil	4 6 FT		Explosives	2,4-Dinitrotoluene	0.25	mg/kg	U	U	U	0.25	
WBGso-140	WB0769	4/28/1998	Grab	Subsurface soil	4 6 FT		Explosives	2,4-Dinitrotoluene	0.25	mg/kg	U	U	U	0.25	
WBGso-141	WB0771	4/28/1998	Grab	Subsurface soil	4 6 FT		Explosives	2,4-Dinitrotoluene	0.25	mg/kg	U	U	U	0.25	
WBGso-186	WB0927	5/6/1998	Grab	Subsurface soil	4 6 FT		Explosives	2,4-Dinitrotoluene	0.25	mg/kg	U	U	U	0.25	
WBG-203	WBG4021	10/22/2000	Grab	Subsurface soil	6 8 FT		Explosives	2,4-Dinitrotoluene	0.25	mg/kg	U	U	U	0.25	
WBG-210	WBG4044	10/30/2000	Grab	Subsurface soil	6 8 FT		Explosives	2,4-Dinitrotoluene	0.25	mg/kg	U	U	U	0.25	
WBG-227	WBG4097	10/22/2000	Grab	Subsurface soil	6 8 FT		Explosives	2,4-Dinitrotoluene	0.25	mg/kg	U	U	U	0.25	
WBG-232	WBG4114	10/22/2000	Grab	Subsurface soil	6 8 FT		Explosives	2,4-Dinitrotoluene	0.25	mg/kg	U	U	U	0.25	
WBG-237	WBG4131	10/22/2000	Grab	Subsurface soil	6 8 FT		Explosives	2,4-Dinitrotoluene	0.25	mg/kg	U	U	U	0.25	
WBG-242	WBG4148	10/22/2000	Grab	Subsurface soil	6 8 FT		Explosives	2,4-Dinitrotoluene	0.25	mg/kg	U	U	U	0.25	
WBG-257	WBG4199	10/30/2000	Grab	Subsurface soil	6 8 FT		Explosives	2,4-Dinitrotoluene	0.25	mg/kg	U	U	U	0.25	
WBG-203	WBG4022	10/22/2000	Grab	Subsurface soil	8 10 FT		Explosives	2,4-Dinitrotoluene	0.25	mg/kg	U	U	U	0.25	
WBG-210	WBG4045	10/30/2000	Grab	Subsurface soil	8 10 FT		Explosives	2,4-Dinitrotoluene	0.25	mg/kg	U	U	U	0.25	
WBG-227	WBG4098	10/22/2000	Grab	Subsurface soil	8 10 FT		Explosives	2,4-Dinitrotoluene	0.25	mg/kg	U	U	U	0.25	
WBG-232	WBG4115	10/22/2000	Grab	Subsurface soil	8 10 FT		Explosives	2,4-Dinitrotoluene	0.25	mg/kg	U	U	U	0.25	
WBG-237	WBG4132	10/22/2000	Grab	Subsurface soil	8 10 FT		Explosives	2,4-Dinitrotoluene	0.25	mg/kg	U	U	U	0.25	
WBG-242	WBG4149	10/22/2000	Grab	Subsurface soil	8 10 FT		Explosives	2,4-Dinitrotoluene	0.25	mg/kg	U	U	U	0.25	
WBG-257	WBG4200	10/30/2000	Grab	Subsurface soil	8 9.1 FT		Explosives	2,4-Dinitrotoluene	0.25	mg/kg	U	U	U	0.25	
WBGso-070	WB0749	4/24/1998	Grab	Subsurface soil	4 6 FT		Explosives	2,4-Dinitrotoluene	0.25	mg/kg	U	UJ	UJ	0.25	G01
WBGso-168	WB0773	5/5/1998	Grab	Subsurface soil	2 4 FT		Explosives	2,6-Dinitrotoluene	0.22	mg/kg	J	J	J	0.25	
WBGso-057	WB0756	4/24/1998	Grab	Subsurface soil	2 4 FT		Explosives	2,6-Dinitrotoluene	0.2	mg/kg	J	J	J	0.25	
WBG-247	WBG4163	10/22/2000	Grab	Subsurface soil	2 4 FT		Explosives	2,6-Dinitrotoluene	0.15	mg/kg	J	J	J	0.25	
WBGso-069	WB0751	4/24/1998	Grab	Subsurface soil	4 5 FT		Explosives	2,6-Dinitrotoluene	0.065	mg/kg	J	J	J	0.25	
WBG-252	WBG4181	10/22/2000	Grab	Subsurface soil	4 6 FT		Explosives	2,6-Dinitrotoluene	250	mg/kg	U	U	U	250	
WBG-252	WBG4182	10/22/2000	Grab	Subsurface soil	6 8 FT		Explosives	2,6-Dinitrotoluene	6.6	mg/kg	U	U	U	6.6	
WBG-252	WBG4183	10/22/2000	Grab	Subsurface soil	8 10 FT		Explosives	2,6-Dinitrotoluene	1.7	mg/kg	U	U	U	1.7	
WBG-252	WBG4180	10/22/2000	Grab	Subsurface soil	2 4 FT		Explosives	2,6-Dinitrotoluene	1.6	mg/kg	U	U	U	1.6	
WBG-199	WBG4007	10/20/2000	Grab	Subsurface soil	2 4 FT		Explosives	2,6-Dinitrotoluene	1.3	mg/kg	U	U	U	1.3	
WBG-205	WBG4028	10/21/2000	Grab	Subsurface soil	4 6 FT		Explosives	2,6-Dinitrotoluene	0.75	mg/kg	U	U	U	0.75	
WBG-199	WBG4008	10/21/2000	Grab	Subsurface soil	4 6 FT		Explosives	2,6-Dinitrotoluene	0.5	mg/kg	U	U	U	0.5	
WBG-203	WBG4019	10/22/2000	Grab	Subsurface soil	2 4 FT		Explosives	2,6-Dinitrotoluene	0.25	mg/kg	U	U	U	0.25	
WBG-210	WBG4042	10/30/2000	Grab	Subsurface soil	2 4 FT		Explosives	2,6-Dinitrotoluene	0.25	mg/kg	U	U	U	0.25	
WBG-227	WBG4095	10/22/2000	Grab	Subsurface soil	2 4 FT		Explosives	2,6-Dinitrotoluene	0.25	mg/kg	U	U	U	0.25	
WBG-232	WBG4112	10/22/2000	Grab	Subsurface soil	2 4 FT		Explosives	2,6-Dinitrotoluene	0.25	mg/kg	U	U	U	0.25	
WBG-237	WBG4129	10/22/2000	Grab	Subsurface soil	2 4 FT		Explosives	2,6-Dinitrotoluene	0.25	mg/kg	U	U	U	0.25	
WBG-242	WBG4146	10/22/2000	Grab	Subsurface soil	2 4 FT		Explosives	2,6-Dinitrotoluene	0.25	mg/kg	U	U	U	0.25	
WBG-257	WBG4197	10/30/2000	Grab	Subsurface soil	2 4 FT		Explosives	2,6-Dinitrotoluene	0.25	mg/kg	U	U	U	0.25	
WBGso-005	WB0765	4/25/1998	Grab	Subsurface soil	2 4 FT		Explosives	2,6-Dinitrotoluene	0.25	mg/kg	U	U	U	0.25	
WBGso-006	WB0764	4/25/1998	Grab	Subsurface soil	2 4 FT		Explosives	2,6-Dinitrotoluene	0.25	mg/kg	U	U	U	0.25	
WBGso-035	WB0763	4/25/1998	Grab	Subsurface soil	2 4 FT		Explosives	2,6-Dinitrotoluene	0.25	mg/kg	U	U	U	0.25	
WBGso-037	WB0761	4/25/1998	Grab	Subsurface soil	2 4 FT		Explosives	2,6-Dinitrotoluene	0.25	mg/kg	U	U	U	0.25	
WBGso-054	WB0753	5/5/1998	Grab	Subsurface soil	2 4 FT		Explosives	2,6-Dinitrotoluene	0.25	mg/kg	U	U	U	0.25	
WBGso-055	WB0754	4/24/1998	Grab	Subsurface soil	2 4 FT		Explosives	2,6-Dinitrotoluene	0.25	mg/kg	U	U	U	0.25	
WBGso-059	WB0760	4/25/1998	Grab	Subsurface soil	2 4 FT		Explosives	2,6-Dinitrotoluene	0.25	mg/kg	U	U	U	0.25	
WBGso-062	WB0758	4/25/1998	Grab	Subsurface soil	2 4 FT		Explosives	2,6-Dinitrotoluene	0.25	mg/kg	U	U	U	0.25	
WBGso-069	WB0750	4/24/1998	Grab	Subsurface soil	2 4 FT		Explosives	2,6-Dinitrotoluene	0.25	mg/kg	U	U	U	0.25	
WBGso-070	WB0748	4/24/1998	Grab	Subsurface soil	2 4 FT		Explosives	2,6-Dinitrotoluene	0.25	mg/kg	U	U	U	0.25	

Station	Sample ID	Date Collected	Sample Type	Media	Depth	Sample Comment	Analysis	Chemical	Results	Units	Lab Qual	Data Qual	Qual	Detection Limit	Validation Code
WBGso-073	WB0752	4/24/1998	Grab	Subsurface soil	2 4 FT		Explosives	2,6-Dinitrotoluene	0.25	mg/kg	U	U	U	0.25	
WBGso-107	WB0766	4/28/1998	Grab	Subsurface soil	2 4 FT		Explosives	2,6-Dinitrotoluene	0.25	mg/kg	U	U	U	0.25	
WBGso-142	WB0772	4/28/1998	Grab	Subsurface soil	2 4 FT		Explosives	2,6-Dinitrotoluene	0.25	mg/kg	U	U	U	0.25	
WBGso-178	WB0928	5/6/1998	Grab	Subsurface soil	2 4 FT		Explosives	2,6-Dinitrotoluene	0.25	mg/kg	U	U	U	0.25	
WBGso-185	WB0762	4/25/1998	Grab	Subsurface soil	2 4 FT		Explosives	2,6-Dinitrotoluene	0.25	mg/kg	U	U	U	0.25	
WBGso-186	WB0770	4/28/1998	Grab	Subsurface soil	2 4 FT		Explosives	2,6-Dinitrotoluene	0.25	mg/kg	U	U	U	0.25	
WBGso-187	WB0940	5/8/1998	Grab	Subsurface soil	2 4 FT		Explosives	2,6-Dinitrotoluene	0.25	mg/kg	U	U	U	0.25	
WBGso-188	WB0918	5/6/1998	Grab	Subsurface soil	2 4 FT		Explosives	2,6-Dinitrotoluene	0.25	mg/kg	U	U	U	0.25	
WBGso-189	WB0919	5/6/1998	Grab	Subsurface soil	2 4 FT		Explosives	2,6-Dinitrotoluene	0.25	mg/kg	U	U	U	0.25	
WBGso-196	WB0943	5/8/1998	Grab	Subsurface soil	2 4 FT		Explosives	2,6-Dinitrotoluene	0.25	mg/kg	U	U	U	0.25	
WBG-203	WBG4020	10/22/2000	Grab	Subsurface soil	4 6 FT		Explosives	2,6-Dinitrotoluene	0.25	mg/kg	U	U	U	0.25	
WBG-210	WBG4043	10/30/2000	Grab	Subsurface soil	4 6 FT		Explosives	2,6-Dinitrotoluene	0.25	mg/kg	U	U	U	0.25	
WBG-219	WBG4072	10/25/2000	Grab	Subsurface soil	4 6 FT		Explosives	2,6-Dinitrotoluene	0.25	mg/kg	U	U	U	0.25	
WBG-227	WBG4096	10/22/2000	Grab	Subsurface soil	4 6 FT		Explosives	2,6-Dinitrotoluene	0.25	mg/kg	U	U	U	0.25	
WBG-232	WBG4113	10/22/2000	Grab	Subsurface soil	4 6 FT		Explosives	2,6-Dinitrotoluene	0.25	mg/kg	U	U	U	0.25	
WBG-237	WBG4130	10/22/2000	Grab	Subsurface soil	4 6 FT		Explosives	2,6-Dinitrotoluene	0.25	mg/kg	U	U	U	0.25	
WBG-242	WBG4147	10/22/2000	Grab	Subsurface soil	4 6 FT		Explosives	2,6-Dinitrotoluene	0.25	mg/kg	U	U	U	0.25	
WBG-257	WBG4198	10/30/2000	Grab	Subsurface soil	4 6 FT		Explosives	2,6-Dinitrotoluene	0.25	mg/kg	U	U	U	0.25	
WBGso-055	WB0755	4/24/1998	Grab	Subsurface soil	4 6 FT		Explosives	2,6-Dinitrotoluene	0.25	mg/kg	U	U	U	0.25	
WBGso-057	WB0757	4/24/1998	Grab	Subsurface soil	4 6 FT		Explosives	2,6-Dinitrotoluene	0.25	mg/kg	U	U	U	0.25	
WBGso-062	WB0759	4/25/1998	Grab	Subsurface soil	4 6 FT		Explosives	2,6-Dinitrotoluene	0.25	mg/kg	U	U	U	0.25	
WBGso-122	WB0767	4/28/1998	Grab	Subsurface soil	4 6 FT		Explosives	2,6-Dinitrotoluene	0.25	mg/kg	U	U	U	0.25	
WBGso-140	WB0769	4/28/1998	Grab	Subsurface soil	4 6 FT		Explosives	2,6-Dinitrotoluene	0.25	mg/kg	U	U	U	0.25	
WBGso-141	WB0771	4/28/1998	Grab	Subsurface soil	4 6 FT		Explosives	2,6-Dinitrotoluene	0.25	mg/kg	U	U	U	0.25	
WBGso-186	WB0927	5/6/1998	Grab	Subsurface soil	4 6 FT		Explosives	2,6-Dinitrotoluene	0.25	mg/kg	U	U	U	0.25	
WBG-203	WBG4021	10/22/2000	Grab	Subsurface soil	6 8 FT		Explosives	2,6-Dinitrotoluene	0.25	mg/kg	U	U	U	0.25	
WBG-210	WBG4044	10/30/2000	Grab	Subsurface soil	6 8 FT		Explosives	2,6-Dinitrotoluene	0.25	mg/kg	U	U	U	0.25	
WBG-227	WBG4097	10/22/2000	Grab	Subsurface soil	6 8 FT		Explosives	2,6-Dinitrotoluene	0.25	mg/kg	U	U	U	0.25	
WBG-232	WBG4114	10/22/2000	Grab	Subsurface soil	6 8 FT		Explosives	2,6-Dinitrotoluene	0.25	mg/kg	U	U	U	0.25	
WBG-237	WBG4131	10/22/2000	Grab	Subsurface soil	6 8 FT		Explosives	2,6-Dinitrotoluene	0.25	mg/kg	U	U	U	0.25	
WBG-242	WBG4148	10/22/2000	Grab	Subsurface soil	6 8 FT		Explosives	2,6-Dinitrotoluene	0.25	mg/kg	U	U	U	0.25	
WBG-257	WBG4199	10/30/2000	Grab	Subsurface soil	6 8 FT		Explosives	2,6-Dinitrotoluene	0.25	mg/kg	U	U	U	0.25	
WBG-203	WBG4022	10/22/2000	Grab	Subsurface soil	8 10 FT		Explosives	2,6-Dinitrotoluene	0.25	mg/kg	U	U	U	0.25	
WBG-210	WBG4045	10/30/2000	Grab	Subsurface soil	8 10 FT		Explosives	2,6-Dinitrotoluene	0.25	mg/kg	U	U	U	0.25	
WBG-227	WBG4098	10/22/2000	Grab	Subsurface soil	8 10 FT		Explosives	2,6-Dinitrotoluene	0.25	mg/kg	U	U	U	0.25	
WBG-232	WBG4115	10/22/2000	Grab	Subsurface soil	8 10 FT		Explosives	2,6-Dinitrotoluene	0.25	mg/kg	U	U	U	0.25	
WBG-237	WBG4132	10/22/2000	Grab	Subsurface soil	8 10 FT		Explosives	2,6-Dinitrotoluene	0.25	mg/kg	U	U	U	0.25	
WBG-242	WBG4149	10/22/2000	Grab	Subsurface soil	8 10 FT		Explosives	2,6-Dinitrotoluene	0.25	mg/kg	U	U	U	0.25	
WBG-257	WBG4200	10/30/2000	Grab	Subsurface soil	8 9.1 FT		Explosives	2,6-Dinitrotoluene	0.25	mg/kg	U	U	U	0.25	
WBGso-070	WB0749	4/24/1998	Grab	Subsurface soil	4 6 FT		Explosives	2,6-Dinitrotoluene	0.25	mg/kg	U	UJ	UJ	0.25	G01
WBG-199	WBG4007	10/20/2000	Grab	Subsurface soil	2 4 FT		Explosives	2-Amino-4,6-Dinitrotoluene	7.5	mg/kg		=	=	0.25	
WBG-205	WBG4028	10/21/2000	Grab	Subsurface soil	4 6 FT		Explosives	2-Amino-4,6-Dinitrotoluene	1.4	mg/kg		=	=	0.75	
WBG-199	WBG4008	10/21/2000	Grab	Subsurface soil	4 6 FT		Explosives	2-Amino-4,6-Dinitrotoluene	0.45	mg/kg	J	J	J	0.5	
WBG-210	WBG4042	10/30/2000	Grab	Subsurface soil	2 4 FT		Explosives	2-Amino-4,6-Dinitrotoluene	0.15	mg/kg	J	J	J	0.25	
WBG-252	WBG4181	10/22/2000	Grab	Subsurface soil	4 6 FT		Explosives	2-Amino-4,6-Dinitrotoluene	250	mg/kg	U	U	U	250	
WBG-252	WBG4182	10/22/2000	Grab	Subsurface soil	6 8 FT		Explosives	2-Amino-4,6-Dinitrotoluene	120	mg/kg	U	U	U	120	
WBG-252	WBG4183	10/22/2000	Grab	Subsurface soil	8 10 FT		Explosives	2-Amino-4,6-Dinitrotoluene	4	mg/kg	U	U	U	4	
WBG-252	WBG4180	10/22/2000	Grab	Subsurface soil	2 4 FT		Explosives	2-Amino-4,6-Dinitrotoluene	2.7	mg/kg	U	U	U	2.7	
WBG-203	WBG4019	10/22/2000	Grab	Subsurface soil	2 4 FT		Explosives	2-Amino-4,6-Dinitrotoluene	0.25	mg/kg	U	U	U	0.25	
WBG-227	WBG4095	10/22/2000	Grab	Subsurface soil	2 4 FT		Explosives	2-Amino-4,6-Dinitrotoluene	0.25	mg/kg	U	U	U	0.25	
WBG-232	WBG4112	10/22/2000	Grab	Subsurface soil	2 4 FT		Explosives	2-Amino-4,6-Dinitrotoluene	0.25	mg/kg	U	U	U	0.25	
WBG-237	WBG4129	10/22/2000	Grab	Subsurface soil	2 4 FT		Explosives	2-Amino-4,6-Dinitrotoluene	0.25	mg/kg	U	U	U	0.25	
WBG-242	WBG4146	10/22/2000	Grab	Subsurface soil	2 4 FT		Explosives	2-Amino-4,6-Dinitrotoluene	0.25	mg/kg	U	U	U	0.25	
WBG-247	WBG4163	10/22/2000	Grab	Subsurface soil	2 4 FT		Explosives	2-Amino-4,6-Dinitrotoluene	0.25	mg/kg	U	U	U	0.25	
WBG-257	WBG4197	10/30/2000	Grab	Subsurface soil	2 4 FT		Explosives	2-Amino-4,6-Dinitrotoluene	0.25	mg/kg	U	U	U	0.25	
WBG-203	WBG4020	10/22/2000	Grab	Subsurface soil	4 6 FT		Explosives	2-Amino-4,6-Dinitrotoluene	0.25	mg/kg	U	U	U	0.25	
WBG-210	WBG4043	10/30/2000	Grab	Subsurface soil	4 6 FT		Explosives	2-Amino-4,6-Dinitrotoluene	0.25	mg/kg	U	U	U	0.25	
WBG-219	WBG4072	10/25/2000	Grab	Subsurface soil	4 6 FT		Explosives	2-Amino-4,6-Dinitrotoluene	0.25	mg/kg	U	U	U	0.25	
WBG-227	WBG4096	10/22/2000	Grab	Subsurface soil	4 6 FT		Explosives	2-Amino-4,6-Dinitrotoluene	0.25	mg/kg	U	U	U	0.25	
WBG-232	WBG4113	10/22/2000	Grab	Subsurface soil	4 6 FT		Explosives	2-Amino-4,6-Dinitrotoluene	0.25	mg/kg	U	U	U	0.25	
WBG-237	WBG4130	10/22/2000	Grab	Subsurface soil	4 6 FT		Explosives	2-Amino-4,6-Dinitrotoluene	0.25	mg/kg	U	U	U	0.25	
WBG-242	WBG4147	10/22/2000	Grab	Subsurface soil	4 6 FT		Explosives	2-Amino-4,6-Dinitrotoluene	0.25	mg/kg	U	U	U	0.25	
WBG-257	WBG4198	10/30/2000	Grab	Subsurface soil	4 6 FT		Explosives	2-Amino-4,6-Dinitrotoluene	0.25	mg/kg	U	U	U	0.25	
WBG-203	WBG4021	10/22/2000	Grab	Subsurface soil	6 8 FT		Explosives	2-Amino-4,6-Dinitrotoluene	0.25	mg/kg	U	U	U	0.25	
WBG-210	WBG4044	10/30/2000	Grab	Subsurface soil	6 8 FT		Explosives	2-Amino-4,6-Dinitrotoluene	0.25	mg/kg	U	U	U	0.25	
WBG-227	WBG4097	10/22/2000	Grab	Subsurface soil	6 8 FT		Explosives	2-Amino-4,6-Dinitrotoluene	0.25	mg/kg	U	U	U	0.25	
WBG-232	WBG4114	10/22/2000	Grab	Subsurface soil	6 8 FT		Explosives	2-Amino-4,6-Dinitrotoluene	0.25	mg/kg	U	U	U	0.25	
WBG-237	WBG4131	10/22/2000	Grab	Subsurface soil	6 8 FT		Explosives	2-Amino-4,6-Dinitrotoluene	0.25	mg/kg	U	U	U	0.25	
WBG-242	WBG4148	10/22/2000	Grab	Subsurface soil	6 8 FT		Explosives	2-Amino-4,6-Dinitrotoluene	0.25	mg/kg	U	U	U	0.25	
WBG-257	WBG4199	10/30/2000	Grab	Subsurface soil	6 8 FT		Explosives	2-Amino-4,6-Dinitrotoluene	0.25	mg/kg	U	U	U	0.25	
WBG-203	WBG4022	10/22/2000	Grab	Subsurface soil	8 10 FT		Explosives	2-Amino-4,6-Dinitrotoluene	0.25	mg/kg	U	U	U	0.25	
WBG-210	WBG4045	10/30/2000	Grab	Subsurface soil	8 10 FT		Explosives	2-Amino-4,6-Dinitrotoluene	0.25	mg/kg	U	U	U	0.25	
WBG-227	WBG4098	10/22/2000	Grab	Subsurface soil	8 10 FT		Explosives	2-Amino-4,6-Dinitrotoluene	0.25	mg/kg	U	U	U	0.25	
WBG-232	WBG4115	10/22/2000	Grab	Subsurface soil	8 10 FT		Explosives	2-Amino-4,6-Dinitrotoluene	0.25	mg/kg	U	U	U	0.25	
WBG-237	WBG4132	10/22/2000	Grab	Subsurface soil	8 10 FT		Explosives	2-Amino-4,6-Dinitrotoluene	0.25	mg/kg	U	U	U	0.25	

Station	Sample ID	Date Collected	Sample Type	Media	Depth	Sample Comment	Analysis	Chemical	Results	Units	Lab Qual	Data Qual	Qual	Detection Limit	Validation Code
WBG-242	WBG4149	10/22/2000	Grab	Subsurface soil	8 10 FT		Explosives	2-Amino-4,6-Dinitrotoluene	0.25	mg/kg	U	U	U	0.25	
WBG-257	WBG4200	10/30/2000	Grab	Subsurface soil	8 9.1 FT		Explosives	2-Amino-4,6-Dinitrotoluene	0.25	mg/kg	U	U	U	0.25	
WBGso-186	WB0770	4/28/1998	Grab	Subsurface soil	2 4 FT		Explosives	2-Nitrotoluene	4.8	mg/kg	J	J	J	12	
WBGso-070	WB0749	4/24/1998	Grab	Subsurface soil	4 6 FT		Explosives	2-Nitrotoluene	0.082	mg/kg	J	J	J	0.25	G01
WBGso-069	WB0750	4/24/1998	Grab	Subsurface soil	2 4 FT		Explosives	2-Nitrotoluene	5	mg/kg	U	U	U	5	
WBGso-168	WB0773	5/5/1998	Grab	Subsurface soil	2 4 FT		Explosives	2-Nitrotoluene	2.5	mg/kg	U	U	U	2.5	
WBG-199	WBG4007	10/20/2000	Grab	Subsurface soil	2 4 FT		Explosives	2-Nitrotoluene	1.1	mg/kg	U	U	U	1.1	
WBG-205	WBG4028	10/21/2000	Grab	Subsurface soil	4 6 FT		Explosives	2-Nitrotoluene	0.75	mg/kg	U	U	U	0.75	
WBGso-062	WB0758	4/25/1998	Grab	Subsurface soil	2 4 FT		Explosives	2-Nitrotoluene	0.5	mg/kg	U	U	U	0.5	
WBG-199	WBG4008	10/21/2000	Grab	Subsurface soil	4 6 FT		Explosives	2-Nitrotoluene	0.5	mg/kg	U	U	U	0.5	
WBG-210	WBG4042	10/30/2000	Grab	Subsurface soil	2 4 FT		Explosives	2-Nitrotoluene	0.47	mg/kg	U	U	U	0.47	
WBGso-055	WB0754	4/24/1998	Grab	Subsurface soil	2 4 FT		Explosives	2-Nitrotoluene	0.31	mg/kg		U	U	0.25	F01,F07
WBG-203	WBG4019	10/22/2000	Grab	Subsurface soil	2 4 FT		Explosives	2-Nitrotoluene	0.25	mg/kg	U	U	U	0.25	
WBG-227	WBG4095	10/22/2000	Grab	Subsurface soil	2 4 FT		Explosives	2-Nitrotoluene	0.25	mg/kg	U	U	U	0.25	
WBG-232	WBG4112	10/22/2000	Grab	Subsurface soil	2 4 FT		Explosives	2-Nitrotoluene	0.25	mg/kg	U	U	U	0.25	
WBG-237	WBG4129	10/22/2000	Grab	Subsurface soil	2 4 FT		Explosives	2-Nitrotoluene	0.25	mg/kg	U	U	U	0.25	
WBG-242	WBG4146	10/22/2000	Grab	Subsurface soil	2 4 FT		Explosives	2-Nitrotoluene	0.25	mg/kg	U	U	U	0.25	
WBG-247	WBG4163	10/22/2000	Grab	Subsurface soil	2 4 FT		Explosives	2-Nitrotoluene	0.25	mg/kg	U	U	U	0.25	
WBG-252	WBG4180	10/22/2000	Grab	Subsurface soil	2 4 FT		Explosives	2-Nitrotoluene	0.25	mg/kg	U	U	U	0.25	
WBG-257	WBG4197	10/30/2000	Grab	Subsurface soil	2 4 FT		Explosives	2-Nitrotoluene	0.25	mg/kg	U	U	U	0.25	
WBGso-005	WB0765	4/25/1998	Grab	Subsurface soil	2 4 FT		Explosives	2-Nitrotoluene	0.25	mg/kg	U	U	U	0.25	
WBGso-006	WB0764	4/25/1998	Grab	Subsurface soil	2 4 FT		Explosives	2-Nitrotoluene	0.25	mg/kg	U	U	U	0.25	
WBGso-035	WB0763	4/25/1998	Grab	Subsurface soil	2 4 FT		Explosives	2-Nitrotoluene	0.25	mg/kg		U	U	0.25	F01,F06
WBGso-037	WB0761	4/25/1998	Grab	Subsurface soil	2 4 FT		Explosives	2-Nitrotoluene	0.25	mg/kg	U	U	U	0.25	
WBGso-054	WB0753	5/5/1998	Grab	Subsurface soil	2 4 FT		Explosives	2-Nitrotoluene	0.25	mg/kg	U	U	U	0.25	
WBGso-057	WB0756	4/24/1998	Grab	Subsurface soil	2 4 FT		Explosives	2-Nitrotoluene	0.25	mg/kg	U	U	U	0.25	
WBGso-059	WB0760	4/25/1998	Grab	Subsurface soil	2 4 FT		Explosives	2-Nitrotoluene	0.25	mg/kg		U	U	0.25	F01,F06
WBGso-070	WB0748	4/24/1998	Grab	Subsurface soil	2 4 FT		Explosives	2-Nitrotoluene	0.25	mg/kg	U	U	U	0.25	
WBGso-073	WB0752	4/24/1998	Grab	Subsurface soil	2 4 FT		Explosives	2-Nitrotoluene	0.25	mg/kg	U	U	U	0.25	
WBGso-107	WB0766	4/28/1998	Grab	Subsurface soil	2 4 FT		Explosives	2-Nitrotoluene	0.25	mg/kg	U	U	U	0.25	
WBGso-142	WB0772	4/28/1998	Grab	Subsurface soil	2 4 FT		Explosives	2-Nitrotoluene	0.25	mg/kg	U	U	U	0.25	
WBGso-178	WB0928	5/6/1998	Grab	Subsurface soil	2 4 FT		Explosives	2-Nitrotoluene	0.25	mg/kg	U	U	U	0.25	
WBGso-185	WB0762	4/25/1998	Grab	Subsurface soil	2 4 FT		Explosives	2-Nitrotoluene	0.25	mg/kg	U	U	U	0.25	
WBGso-187	WB0940	5/8/1998	Grab	Subsurface soil	2 4 FT		Explosives	2-Nitrotoluene	0.25	mg/kg	U	U	U	0.25	
WBGso-188	WB0918	5/6/1998	Grab	Subsurface soil	2 4 FT		Explosives	2-Nitrotoluene	0.25	mg/kg	U	U	U	0.25	
WBGso-189	WB0919	5/6/1998	Grab	Subsurface soil	2 4 FT		Explosives	2-Nitrotoluene	0.25	mg/kg	U	U	U	0.25	
WBGso-196	WB0943	5/8/1998	Grab	Subsurface soil	2 4 FT		Explosives	2-Nitrotoluene	0.25	mg/kg	U	U	U	0.25	
WBG-203	WBG4020	10/22/2000	Grab	Subsurface soil	4 6 FT		Explosives	2-Nitrotoluene	0.25	mg/kg	U	U	U	0.25	
WBG-210	WBG4043	10/30/2000	Grab	Subsurface soil	4 6 FT		Explosives	2-Nitrotoluene	0.25	mg/kg	U	U	U	0.25	
WBG-219	WBG4072	10/25/2000	Grab	Subsurface soil	4 6 FT		Explosives	2-Nitrotoluene	0.25	mg/kg	U	U	U	0.25	
WBG-227	WBG4096	10/22/2000	Grab	Subsurface soil	4 6 FT		Explosives	2-Nitrotoluene	0.25	mg/kg	U	U	U	0.25	
WBG-232	WBG4113	10/22/2000	Grab	Subsurface soil	4 6 FT		Explosives	2-Nitrotoluene	0.25	mg/kg	U	U	U	0.25	
WBG-237	WBG4130	10/22/2000	Grab	Subsurface soil	4 6 FT		Explosives	2-Nitrotoluene	0.25	mg/kg	U	U	U	0.25	
WBG-242	WBG4147	10/22/2000	Grab	Subsurface soil	4 6 FT		Explosives	2-Nitrotoluene	0.25	mg/kg	U	U	U	0.25	
WBG-252	WBG4181	10/22/2000	Grab	Subsurface soil	4 6 FT		Explosives	2-Nitrotoluene	0.25	mg/kg	U	U	U	0.25	
WBG-257	WBG4198	10/30/2000	Grab	Subsurface soil	4 6 FT		Explosives	2-Nitrotoluene	0.25	mg/kg	U	U	U	0.25	
WBGso-055	WB0755	4/24/1998	Grab	Subsurface soil	4 6 FT		Explosives	2-Nitrotoluene	0.25	mg/kg	U	U	U	0.25	
WBGso-057	WB0757	4/24/1998	Grab	Subsurface soil	4 6 FT		Explosives	2-Nitrotoluene	0.25	mg/kg	U	U	U	0.25	
WBGso-062	WB0759	4/25/1998	Grab	Subsurface soil	4 6 FT		Explosives	2-Nitrotoluene	0.25	mg/kg	U	U	U	0.25	
WBGso-069	WB0751	4/24/1998	Grab	Subsurface soil	4 5 FT		Explosives	2-Nitrotoluene	0.25	mg/kg	U	U	U	0.25	
WBGso-122	WB0767	4/28/1998	Grab	Subsurface soil	4 6 FT		Explosives	2-Nitrotoluene	0.25	mg/kg	U	U	U	0.25	
WBGso-140	WB0769	4/28/1998	Grab	Subsurface soil	4 6 FT		Explosives	2-Nitrotoluene	0.25	mg/kg	U	U	U	0.25	
WBGso-141	WB0771	4/28/1998	Grab	Subsurface soil	4 6 FT		Explosives	2-Nitrotoluene	0.25	mg/kg	U	U	U	0.25	
WBGso-186	WB0927	5/6/1998	Grab	Subsurface soil	4 6 FT		Explosives	2-Nitrotoluene	0.25	mg/kg	U	U	U	0.25	
WBG-203	WBG4021	10/22/2000	Grab	Subsurface soil	6 8 FT		Explosives	2-Nitrotoluene	0.25	mg/kg	U	U	U	0.25	
WBG-210	WBG4044	10/30/2000	Grab	Subsurface soil	6 8 FT		Explosives	2-Nitrotoluene	0.25	mg/kg	U	U	U	0.25	
WBG-227	WBG4097	10/22/2000	Grab	Subsurface soil	6 8 FT		Explosives	2-Nitrotoluene	0.25	mg/kg	U	U	U	0.25	
WBG-232	WBG4114	10/22/2000	Grab	Subsurface soil	6 8 FT		Explosives	2-Nitrotoluene	0.25	mg/kg	U	U	U	0.25	
WBG-237	WBG4131	10/22/2000	Grab	Subsurface soil	6 8 FT		Explosives	2-Nitrotoluene	0.25	mg/kg	U	U	U	0.25	
WBG-242	WBG4148	10/22/2000	Grab	Subsurface soil	6 8 FT		Explosives	2-Nitrotoluene	0.25	mg/kg	U	U	U	0.25	
WBG-252	WBG4182	10/22/2000	Grab	Subsurface soil	6 8 FT		Explosives	2-Nitrotoluene	0.25	mg/kg	U	U	U	0.25	
WBG-257	WBG4199	10/30/2000	Grab	Subsurface soil	6 8 FT		Explosives	2-Nitrotoluene	0.25	mg/kg	U	U	U	0.25	
WBG-203	WBG4022	10/22/2000	Grab	Subsurface soil	8 10 FT		Explosives	2-Nitrotoluene	0.25	mg/kg	U	U	U	0.25	
WBG-210	WBG4045	10/30/2000	Grab	Subsurface soil	8 10 FT		Explosives	2-Nitrotoluene	0.25	mg/kg	U	U	U	0.25	
WBG-227	WBG4098	10/22/2000	Grab	Subsurface soil	8 10 FT		Explosives	2-Nitrotoluene	0.25	mg/kg	U	U	U	0.25	
WBG-232	WBG4115	10/22/2000	Grab	Subsurface soil	8 10 FT		Explosives	2-Nitrotoluene	0.25	mg/kg	U	U	U	0.25	
WBG-237	WBG4132	10/22/2000	Grab	Subsurface soil	8 10 FT		Explosives	2-Nitrotoluene	0.25	mg/kg	U	U	U	0.25	
WBG-242	WBG4149	10/22/2000	Grab	Subsurface soil	8 10 FT		Explosives	2-Nitrotoluene	0.25	mg/kg	U	U	U	0.25	
WBG-252	WBG4183	10/22/2000	Grab	Subsurface soil	8 10 FT		Explosives	2-Nitrotoluene	0.25	mg/kg	U	U	U	0.25	
WBG-257	WBG4200	10/30/2000	Grab	Subsurface soil	8 9.1 FT		Explosives	2-Nitrotoluene	0.25	mg/kg	U	U	U	0.25	
WBGso-057	WB0756	4/24/1998	Grab	Subsurface soil	2 4 FT		Explosives	3-Nitrotoluene	0.12	mg/kg	J	J	J	0.25	
WBGso-185	WB0762	4/25/1998	Grab	Subsurface soil	2 4 FT		Explosives	3-Nitrotoluene	0.12	mg/kg	J	J	J	0.25	
WBGso-054	WB0753	5/5/1998	Grab	Subsurface soil	2 4 FT		Explosives	3-Nitrotoluene	0.086	mg/kg	J	J	J	0.25	
WBGso-069	WB0751	4/24/1998	Grab	Subsurface soil	4 5 FT		Explosives	3-Nitrotoluene	0.065	mg/kg	J	J	J	0.25	
WBGso-186	WB0770	4/28/1998	Grab	Subsurface soil	2 4 FT		Explosives	3-Nitrotoluene	12	mg/kg	U	U	U	12	

Station	Sample ID	Date Collected	Sample Type	Media	Depth	Sample Comment	Analysis	Chemical	Results	Units	Lab Qual	Data Qual	Qual	Detection Limit	Validation Code
WBGso-069	WB0750	4/24/1998	Grab	Subsurface soil	2 4 FT		Explosives	3-Nitrotoluene	5	mg/kg	U	U	U	5	
WBGso-168	WB0773	5/5/1998	Grab	Subsurface soil	2 4 FT		Explosives	3-Nitrotoluene	2.5	mg/kg	U	U	U	2.5	
WBG-205	WBG4028	10/21/2000	Grab	Subsurface soil	4 6 FT		Explosives	3-Nitrotoluene	0.75	mg/kg	U	U	U	0.75	
WBGso-062	WB0758	4/25/1998	Grab	Subsurface soil	2 4 FT		Explosives	3-Nitrotoluene	0.5	mg/kg	U	U	U	0.5	
WBG-199	WBG4008	10/21/2000	Grab	Subsurface soil	4 6 FT		Explosives	3-Nitrotoluene	0.5	mg/kg	U	U	U	0.5	
WBG-199	WBG4007	10/20/2000	Grab	Subsurface soil	2 4 FT		Explosives	3-Nitrotoluene	0.25	mg/kg	U	U	U	0.25	
WBG-203	WBG4019	10/22/2000	Grab	Subsurface soil	2 4 FT		Explosives	3-Nitrotoluene	0.25	mg/kg	U	U	U	0.25	
WBG-210	WBG4042	10/30/2000	Grab	Subsurface soil	2 4 FT		Explosives	3-Nitrotoluene	0.25	mg/kg	U	U	U	0.25	
WBG-227	WBG4095	10/22/2000	Grab	Subsurface soil	2 4 FT		Explosives	3-Nitrotoluene	0.25	mg/kg	U	U	U	0.25	
WBG-232	WBG4112	10/22/2000	Grab	Subsurface soil	2 4 FT		Explosives	3-Nitrotoluene	0.25	mg/kg	U	U	U	0.25	
WBG-237	WBG4129	10/22/2000	Grab	Subsurface soil	2 4 FT		Explosives	3-Nitrotoluene	0.25	mg/kg	U	U	U	0.25	
WBG-242	WBG4146	10/22/2000	Grab	Subsurface soil	2 4 FT		Explosives	3-Nitrotoluene	0.25	mg/kg	U	U	U	0.25	
WBG-247	WBG4163	10/22/2000	Grab	Subsurface soil	2 4 FT		Explosives	3-Nitrotoluene	0.25	mg/kg	U	U	U	0.25	
WBG-252	WBG4180	10/22/2000	Grab	Subsurface soil	2 4 FT		Explosives	3-Nitrotoluene	0.25	mg/kg	U	U	U	0.25	
WBG-257	WBG4197	10/30/2000	Grab	Subsurface soil	2 4 FT		Explosives	3-Nitrotoluene	0.25	mg/kg	U	U	U	0.25	
WBGso-005	WB0765	4/25/1998	Grab	Subsurface soil	2 4 FT		Explosives	3-Nitrotoluene	0.25	mg/kg	U	U	U	0.25	
WBGso-006	WB0764	4/25/1998	Grab	Subsurface soil	2 4 FT		Explosives	3-Nitrotoluene	0.25	mg/kg	U	U	U	0.25	
WBGso-035	WB0763	4/25/1998	Grab	Subsurface soil	2 4 FT		Explosives	3-Nitrotoluene	0.25	mg/kg	U	U	U	0.25	
WBGso-037	WB0761	4/25/1998	Grab	Subsurface soil	2 4 FT		Explosives	3-Nitrotoluene	0.25	mg/kg	U	U	U	0.25	
WBGso-055	WB0754	4/24/1998	Grab	Subsurface soil	2 4 FT		Explosives	3-Nitrotoluene	0.25	mg/kg	U	U	U	0.25	
WBGso-059	WB0760	4/25/1998	Grab	Subsurface soil	2 4 FT		Explosives	3-Nitrotoluene	0.25	mg/kg	U	U	U	0.25	
WBGso-070	WB0748	4/24/1998	Grab	Subsurface soil	2 4 FT		Explosives	3-Nitrotoluene	0.25	mg/kg	U	U	U	0.25	
WBGso-073	WB0752	4/24/1998	Grab	Subsurface soil	2 4 FT		Explosives	3-Nitrotoluene	0.25	mg/kg	U	U	U	0.25	
WBGso-107	WB0766	4/28/1998	Grab	Subsurface soil	2 4 FT		Explosives	3-Nitrotoluene	0.25	mg/kg	U	U	U	0.25	
WBGso-142	WB0772	4/28/1998	Grab	Subsurface soil	2 4 FT		Explosives	3-Nitrotoluene	0.25	mg/kg	U	U	U	0.25	
WBGso-178	WB0928	5/6/1998	Grab	Subsurface soil	2 4 FT		Explosives	3-Nitrotoluene	0.25	mg/kg	U	U	U	0.25	
WBGso-187	WB0940	5/8/1998	Grab	Subsurface soil	2 4 FT		Explosives	3-Nitrotoluene	0.25	mg/kg	U	U	U	0.25	
WBGso-188	WB0918	5/6/1998	Grab	Subsurface soil	2 4 FT		Explosives	3-Nitrotoluene	0.25	mg/kg	U	U	U	0.25	
WBGso-189	WB0919	5/6/1998	Grab	Subsurface soil	2 4 FT		Explosives	3-Nitrotoluene	0.25	mg/kg	U	U	U	0.25	
WBGso-196	WB0943	5/8/1998	Grab	Subsurface soil	2 4 FT		Explosives	3-Nitrotoluene	0.25	mg/kg	U	U	U	0.25	
WBG-203	WBG4020	10/22/2000	Grab	Subsurface soil	4 6 FT		Explosives	3-Nitrotoluene	0.25	mg/kg	U	U	U	0.25	
WBG-210	WBG4043	10/30/2000	Grab	Subsurface soil	4 6 FT		Explosives	3-Nitrotoluene	0.25	mg/kg	U	U	U	0.25	
WBG-219	WBG4072	10/25/2000	Grab	Subsurface soil	4 6 FT		Explosives	3-Nitrotoluene	0.25	mg/kg	U	U	U	0.25	
WBG-227	WBG4096	10/22/2000	Grab	Subsurface soil	4 6 FT		Explosives	3-Nitrotoluene	0.25	mg/kg	U	U	U	0.25	
WBG-232	WBG4113	10/22/2000	Grab	Subsurface soil	4 6 FT		Explosives	3-Nitrotoluene	0.25	mg/kg	U	U	U	0.25	
WBG-237	WBG4130	10/22/2000	Grab	Subsurface soil	4 6 FT		Explosives	3-Nitrotoluene	0.25	mg/kg	U	U	U	0.25	
WBG-242	WBG4147	10/22/2000	Grab	Subsurface soil	4 6 FT		Explosives	3-Nitrotoluene	0.25	mg/kg	U	U	U	0.25	
WBG-252	WBG4181	10/22/2000	Grab	Subsurface soil	4 6 FT		Explosives	3-Nitrotoluene	0.25	mg/kg	U	U	U	0.25	
WBG-257	WBG4198	10/30/2000	Grab	Subsurface soil	4 6 FT		Explosives	3-Nitrotoluene	0.25	mg/kg	U	U	U	0.25	
WBGso-055	WB0755	4/24/1998	Grab	Subsurface soil	4 6 FT		Explosives	3-Nitrotoluene	0.25	mg/kg	U	U	U	0.25	
WBGso-057	WB0757	4/24/1998	Grab	Subsurface soil	4 6 FT		Explosives	3-Nitrotoluene	0.25	mg/kg	U	U	U	0.25	
WBGso-062	WB0759	4/25/1998	Grab	Subsurface soil	4 6 FT		Explosives	3-Nitrotoluene	0.25	mg/kg	U	U	U	0.25	
WBGso-122	WB0767	4/28/1998	Grab	Subsurface soil	4 6 FT		Explosives	3-Nitrotoluene	0.25	mg/kg	U	U	U	0.25	
WBGso-140	WB0769	4/28/1998	Grab	Subsurface soil	4 6 FT		Explosives	3-Nitrotoluene	0.25	mg/kg	U	U	U	0.25	
WBGso-141	WB0771	4/28/1998	Grab	Subsurface soil	4 6 FT		Explosives	3-Nitrotoluene	0.25	mg/kg	U	U	U	0.25	
WBGso-186	WB0927	5/6/1998	Grab	Subsurface soil	4 6 FT		Explosives	3-Nitrotoluene	0.25	mg/kg	U	U	U	0.25	
WBG-203	WBG4021	10/22/2000	Grab	Subsurface soil	6 8 FT		Explosives	3-Nitrotoluene	0.25	mg/kg	U	U	U	0.25	
WBG-210	WBG4044	10/30/2000	Grab	Subsurface soil	6 8 FT		Explosives	3-Nitrotoluene	0.25	mg/kg	U	U	U	0.25	
WBG-227	WBG4097	10/22/2000	Grab	Subsurface soil	6 8 FT		Explosives	3-Nitrotoluene	0.25	mg/kg	U	U	U	0.25	
WBG-232	WBG4114	10/22/2000	Grab	Subsurface soil	6 8 FT		Explosives	3-Nitrotoluene	0.25	mg/kg	U	U	U	0.25	
WBG-237	WBG4131	10/22/2000	Grab	Subsurface soil	6 8 FT		Explosives	3-Nitrotoluene	0.25	mg/kg	U	U	U	0.25	
WBG-242	WBG4148	10/22/2000	Grab	Subsurface soil	6 8 FT		Explosives	3-Nitrotoluene	0.25	mg/kg	U	U	U	0.25	
WBG-252	WBG4182	10/22/2000	Grab	Subsurface soil	6 8 FT		Explosives	3-Nitrotoluene	0.25	mg/kg	U	U	U	0.25	
WBG-257	WBG4199	10/30/2000	Grab	Subsurface soil	6 8 FT		Explosives	3-Nitrotoluene	0.25	mg/kg	U	U	U	0.25	
WBG-203	WBG4022	10/22/2000	Grab	Subsurface soil	8 10 FT		Explosives	3-Nitrotoluene	0.25	mg/kg	U	U	U	0.25	
WBG-210	WBG4045	10/30/2000	Grab	Subsurface soil	8 10 FT		Explosives	3-Nitrotoluene	0.25	mg/kg	U	U	U	0.25	
WBG-227	WBG4098	10/22/2000	Grab	Subsurface soil	8 10 FT		Explosives	3-Nitrotoluene	0.25	mg/kg	U	U	U	0.25	
WBG-232	WBG4115	10/22/2000	Grab	Subsurface soil	8 10 FT		Explosives	3-Nitrotoluene	0.25	mg/kg	U	U	U	0.25	
WBG-237	WBG4132	10/22/2000	Grab	Subsurface soil	8 10 FT		Explosives	3-Nitrotoluene	0.25	mg/kg	U	U	U	0.25	
WBG-242	WBG4149	10/22/2000	Grab	Subsurface soil	8 10 FT		Explosives	3-Nitrotoluene	0.25	mg/kg	U	U	U	0.25	
WBG-252	WBG4183	10/22/2000	Grab	Subsurface soil	8 10 FT		Explosives	3-Nitrotoluene	0.25	mg/kg	U	U	U	0.25	
WBG-257	WBG4200	10/30/2000	Grab	Subsurface soil	8 9.1 FT		Explosives	3-Nitrotoluene	0.25	mg/kg	U	U	U	0.25	
WBGso-070	WB0749	4/24/1998	Grab	Subsurface soil	4 6 FT		Explosives	3-Nitrotoluene	0.25	mg/kg	U	UJ	UJ	0.25	G01
WBG-219	WBG4072	10/25/2000	Grab	Subsurface soil	4 6 FT		Explosives	4-Amino-2,6-Dinitrotoluene	0.24	mg/kg	J	J	J	0.25	
WBG-210	WBG4042	10/30/2000	Grab	Subsurface soil	2 4 FT		Explosives	4-Amino-2,6-Dinitrotoluene	0.14	mg/kg	J	J	J	0.25	
WBG-232	WBG4112	10/22/2000	Grab	Subsurface soil	2 4 FT		Explosives	4-Amino-2,6-Dinitrotoluene	0.092	mg/kg	J	J	J	0.25	
WBG-252	WBG4181	10/22/2000	Grab	Subsurface soil	4 6 FT		Explosives	4-Amino-2,6-Dinitrotoluene	600	mg/kg	U	U	U	600	
WBG-252	WBG4182	10/22/2000	Grab	Subsurface soil	6 8 FT		Explosives	4-Amino-2,6-Dinitrotoluene	500	mg/kg	U	U	U	500	
WBG-252	WBG4183	10/22/2000	Grab	Subsurface soil	8 10 FT		Explosives	4-Amino-2,6-Dinitrotoluene	150	mg/kg	U	U	U	150	
WBG-252	WBG4180	10/22/2000	Grab	Subsurface soil	2 4 FT		Explosives	4-Amino-2,6-Dinitrotoluene	110	mg/kg	U	U	U	110	
WBG-199	WBG4007	10/20/2000	Grab	Subsurface soil	2 4 FT		Explosives	4-Amino-2,6-Dinitrotoluene	51	mg/kg	U	U	U	51	
WBG-205	WBG4028	10/21/2000	Grab	Subsurface soil	4 6 FT		Explosives	4-Amino-2,6-Dinitrotoluene	6.2	mg/kg	U	U	U	6.2	
WBG-199	WBG4008	10/21/2000	Grab	Subsurface soil	4 6 FT		Explosives	4-Amino-2,6-Dinitrotoluene	3.6	mg/kg	U	U	U	3.6	
WBG-203	WBG4019	10/22/2000	Grab	Subsurface soil	2 4 FT		Explosives	4-Amino-2,6-Dinitrotoluene	0.25	mg/kg	U	U	U	0.25	
WBG-227	WBG4095	10/22/2000	Grab	Subsurface soil	2 4 FT		Explosives	4-Amino-2,6-Dinitrotoluene	0.25	mg/kg	U	U	U	0.25	

Station	Sample ID	Date Collected	Sample Type	Media	Depth	Sample Comment	Analysis	Chemical	Results	Units	Lab Qual	Data Qual	Qual	Detection Limit	Validation Code
WBG-237	WBG4129	10/22/2000	Grab	Subsurface soil	2 4 FT		Explosives	4-Amino-2,6-Dinitrotoluene	0.25	mg/kg	U	U	U	0.25	
WBG-242	WBG4146	10/22/2000	Grab	Subsurface soil	2 4 FT		Explosives	4-Amino-2,6-Dinitrotoluene	0.25	mg/kg	U	U	U	0.25	
WBG-247	WBG4163	10/22/2000	Grab	Subsurface soil	2 4 FT		Explosives	4-Amino-2,6-Dinitrotoluene	0.25	mg/kg	U	U	U	0.25	
WBG-257	WBG4197	10/30/2000	Grab	Subsurface soil	2 4 FT		Explosives	4-Amino-2,6-Dinitrotoluene	0.25	mg/kg	U	U	U	0.25	
WBG-203	WBG4020	10/22/2000	Grab	Subsurface soil	4 6 FT		Explosives	4-Amino-2,6-Dinitrotoluene	0.25	mg/kg	U	U	U	0.25	
WBG-210	WBG4043	10/30/2000	Grab	Subsurface soil	4 6 FT		Explosives	4-Amino-2,6-Dinitrotoluene	0.25	mg/kg	U	U	U	0.25	
WBG-227	WBG4096	10/22/2000	Grab	Subsurface soil	4 6 FT		Explosives	4-Amino-2,6-Dinitrotoluene	0.25	mg/kg	U	U	U	0.25	
WBG-232	WBG4113	10/22/2000	Grab	Subsurface soil	4 6 FT		Explosives	4-Amino-2,6-Dinitrotoluene	0.25	mg/kg	U	U	U	0.25	
WBG-237	WBG4130	10/22/2000	Grab	Subsurface soil	4 6 FT		Explosives	4-Amino-2,6-Dinitrotoluene	0.25	mg/kg	U	U	U	0.25	
WBG-242	WBG4147	10/22/2000	Grab	Subsurface soil	4 6 FT		Explosives	4-Amino-2,6-Dinitrotoluene	0.25	mg/kg	U	U	U	0.25	
WBG-257	WBG4198	10/30/2000	Grab	Subsurface soil	4 6 FT		Explosives	4-Amino-2,6-Dinitrotoluene	0.25	mg/kg	U	U	U	0.25	
WBG-203	WBG4021	10/22/2000	Grab	Subsurface soil	6 8 FT		Explosives	4-Amino-2,6-Dinitrotoluene	0.25	mg/kg	U	U	U	0.25	
WBG-210	WBG4044	10/30/2000	Grab	Subsurface soil	6 8 FT		Explosives	4-Amino-2,6-Dinitrotoluene	0.25	mg/kg	U	U	U	0.25	
WBG-227	WBG4097	10/22/2000	Grab	Subsurface soil	6 8 FT		Explosives	4-Amino-2,6-Dinitrotoluene	0.25	mg/kg	U	U	U	0.25	
WBG-232	WBG4114	10/22/2000	Grab	Subsurface soil	6 8 FT		Explosives	4-Amino-2,6-Dinitrotoluene	0.25	mg/kg	U	U	U	0.25	
WBG-237	WBG4131	10/22/2000	Grab	Subsurface soil	6 8 FT		Explosives	4-Amino-2,6-Dinitrotoluene	0.25	mg/kg	U	U	U	0.25	
WBG-242	WBG4148	10/22/2000	Grab	Subsurface soil	6 8 FT		Explosives	4-Amino-2,6-Dinitrotoluene	0.25	mg/kg	U	U	U	0.25	
WBG-257	WBG4199	10/30/2000	Grab	Subsurface soil	6 8 FT		Explosives	4-Amino-2,6-Dinitrotoluene	0.25	mg/kg	U	U	U	0.25	
WBG-203	WBG4022	10/22/2000	Grab	Subsurface soil	8 10 FT		Explosives	4-Amino-2,6-Dinitrotoluene	0.25	mg/kg	U	U	U	0.25	
WBG-210	WBG4045	10/30/2000	Grab	Subsurface soil	8 10 FT		Explosives	4-Amino-2,6-Dinitrotoluene	0.25	mg/kg	U	U	U	0.25	
WBG-227	WBG4098	10/22/2000	Grab	Subsurface soil	8 10 FT		Explosives	4-Amino-2,6-Dinitrotoluene	0.25	mg/kg	U	U	U	0.25	
WBG-232	WBG4115	10/22/2000	Grab	Subsurface soil	8 10 FT		Explosives	4-Amino-2,6-Dinitrotoluene	0.25	mg/kg	U	U	U	0.25	
WBG-237	WBG4132	10/22/2000	Grab	Subsurface soil	8 10 FT		Explosives	4-Amino-2,6-Dinitrotoluene	0.25	mg/kg	U	U	U	0.25	
WBG-242	WBG4149	10/22/2000	Grab	Subsurface soil	8 10 FT		Explosives	4-Amino-2,6-Dinitrotoluene	0.25	mg/kg	U	U	U	0.25	
WBG-257	WBG4200	10/30/2000	Grab	Subsurface soil	8 9.1 FT		Explosives	4-Amino-2,6-Dinitrotoluene	0.25	mg/kg	U	U	U	0.25	
WBG-247	WBG4163	10/22/2000	Grab	Subsurface soil	2 4 FT		Explosives	4-Nitrotoluene	0.16	mg/kg	J	J	J	0.25	
WBGso-185	WB0762	4/25/1998	Grab	Subsurface soil	2 4 FT		Explosives	4-Nitrotoluene	0.11	mg/kg	J	J	J	0.25	
WBGso-070	WB0749	4/24/1998	Grab	Subsurface soil	4 6 FT		Explosives	4-Nitrotoluene	0.093	mg/kg	J	J	J	0.25	G01
WBGso-054	WB0753	5/5/1998	Grab	Subsurface soil	2 4 FT		Explosives	4-Nitrotoluene	0.084	mg/kg	J	J	J	0.25	
WBGso-186	WB0770	4/28/1998	Grab	Subsurface soil	2 4 FT		Explosives	4-Nitrotoluene	12	mg/kg	U	U	U	12	
WBGso-069	WB0750	4/24/1998	Grab	Subsurface soil	2 4 FT		Explosives	4-Nitrotoluene	5	mg/kg	U	U	U	5	
WBGso-168	WB0773	5/5/1998	Grab	Subsurface soil	2 4 FT		Explosives	4-Nitrotoluene	2.5	mg/kg	U	U	U	2.5	
WBG-199	WBG4007	10/20/2000	Grab	Subsurface soil	2 4 FT		Explosives	4-Nitrotoluene	1.7	mg/kg	U	U	U	1.7	
WBG-205	WBG4028	10/21/2000	Grab	Subsurface soil	4 6 FT		Explosives	4-Nitrotoluene	0.75	mg/kg	U	U	U	0.75	
WBGso-062	WB0758	4/25/1998	Grab	Subsurface soil	2 4 FT		Explosives	4-Nitrotoluene	0.5	mg/kg	U	U	U	0.5	
WBG-199	WBG4008	10/21/2000	Grab	Subsurface soil	4 6 FT		Explosives	4-Nitrotoluene	0.5	mg/kg	U	U	U	0.5	
WBG-203	WBG4019	10/22/2000	Grab	Subsurface soil	2 4 FT		Explosives	4-Nitrotoluene	0.25	mg/kg	U	U	U	0.25	
WBG-210	WBG4042	10/30/2000	Grab	Subsurface soil	2 4 FT		Explosives	4-Nitrotoluene	0.25	mg/kg	U	U	U	0.25	
WBG-227	WBG4095	10/22/2000	Grab	Subsurface soil	2 4 FT		Explosives	4-Nitrotoluene	0.25	mg/kg	U	U	U	0.25	
WBG-232	WBG4112	10/22/2000	Grab	Subsurface soil	2 4 FT		Explosives	4-Nitrotoluene	0.25	mg/kg	U	U	U	0.25	
WBG-237	WBG4129	10/22/2000	Grab	Subsurface soil	2 4 FT		Explosives	4-Nitrotoluene	0.25	mg/kg	U	U	U	0.25	
WBG-242	WBG4146	10/22/2000	Grab	Subsurface soil	2 4 FT		Explosives	4-Nitrotoluene	0.25	mg/kg	U	U	U	0.25	
WBG-252	WBG4180	10/22/2000	Grab	Subsurface soil	2 4 FT		Explosives	4-Nitrotoluene	0.25	mg/kg	U	U	U	0.25	
WBG-257	WBG4197	10/30/2000	Grab	Subsurface soil	2 4 FT		Explosives	4-Nitrotoluene	0.25	mg/kg	U	U	U	0.25	
WBGso-005	WB0765	4/25/1998	Grab	Subsurface soil	2 4 FT		Explosives	4-Nitrotoluene	0.25	mg/kg	U	U	U	0.25	
WBGso-006	WB0764	4/25/1998	Grab	Subsurface soil	2 4 FT		Explosives	4-Nitrotoluene	0.25	mg/kg	U	U	U	0.25	
WBGso-035	WB0763	4/25/1998	Grab	Subsurface soil	2 4 FT		Explosives	4-Nitrotoluene	0.25	mg/kg	U	U	U	0.25	
WBGso-037	WB0761	4/25/1998	Grab	Subsurface soil	2 4 FT		Explosives	4-Nitrotoluene	0.25	mg/kg	U	U	U	0.25	
WBGso-055	WB0754	4/24/1998	Grab	Subsurface soil	2 4 FT		Explosives	4-Nitrotoluene	0.25	mg/kg	U	U	U	0.25	
WBGso-057	WB0756	4/24/1998	Grab	Subsurface soil	2 4 FT		Explosives	4-Nitrotoluene	0.25	mg/kg	U	U	U	0.25	
WBGso-059	WB0760	4/25/1998	Grab	Subsurface soil	2 4 FT		Explosives	4-Nitrotoluene	0.25	mg/kg	U	U	U	0.25	
WBGso-070	WB0748	4/24/1998	Grab	Subsurface soil	2 4 FT		Explosives	4-Nitrotoluene	0.25	mg/kg	U	U	U	0.25	
WBGso-073	WB0752	4/24/1998	Grab	Subsurface soil	2 4 FT		Explosives	4-Nitrotoluene	0.25	mg/kg	U	U	U	0.25	
WBGso-107	WB0766	4/28/1998	Grab	Subsurface soil	2 4 FT		Explosives	4-Nitrotoluene	0.25	mg/kg	U	U	U	0.25	
WBGso-142	WB0772	4/28/1998	Grab	Subsurface soil	2 4 FT		Explosives	4-Nitrotoluene	0.25	mg/kg	U	U	U	0.25	
WBGso-178	WB0928	5/6/1998	Grab	Subsurface soil	2 4 FT		Explosives	4-Nitrotoluene	0.25	mg/kg	U	U	U	0.25	
WBGso-187	WB0940	5/8/1998	Grab	Subsurface soil	2 4 FT		Explosives	4-Nitrotoluene	0.25	mg/kg	U	U	U	0.25	
WBGso-188	WB0918	5/6/1998	Grab	Subsurface soil	2 4 FT		Explosives	4-Nitrotoluene	0.25	mg/kg	U	U	U	0.25	
WBGso-189	WB0919	5/6/1998	Grab	Subsurface soil	2 4 FT		Explosives	4-Nitrotoluene	0.25	mg/kg	U	U	U	0.25	
WBGso-196	WB0943	5/8/1998	Grab	Subsurface soil	2 4 FT		Explosives	4-Nitrotoluene	0.25	mg/kg	U	U	U	0.25	
WBG-203	WBG4020	10/22/2000	Grab	Subsurface soil	4 6 FT		Explosives	4-Nitrotoluene	0.25	mg/kg	U	U	U	0.25	
WBG-210	WBG4043	10/30/2000	Grab	Subsurface soil	4 6 FT		Explosives	4-Nitrotoluene	0.25	mg/kg	U	U	U	0.25	
WBG-219	WBG4072	10/25/2000	Grab	Subsurface soil	4 6 FT		Explosives	4-Nitrotoluene	0.25	mg/kg	U	U	U	0.25	
WBG-227	WBG4096	10/22/2000	Grab	Subsurface soil	4 6 FT		Explosives	4-Nitrotoluene	0.25	mg/kg	U	U	U	0.25	
WBG-232	WBG4113	10/22/2000	Grab	Subsurface soil	4 6 FT		Explosives	4-Nitrotoluene	0.25	mg/kg	U	U	U	0.25	
WBG-237	WBG4130	10/22/2000	Grab	Subsurface soil	4 6 FT		Explosives	4-Nitrotoluene	0.25	mg/kg	U	U	U	0.25	
WBG-242	WBG4147	10/22/2000	Grab	Subsurface soil	4 6 FT		Explosives	4-Nitrotoluene	0.25	mg/kg	U	U	U	0.25	
WBG-252	WBG4181	10/22/2000	Grab	Subsurface soil	4 6 FT		Explosives	4-Nitrotoluene	0.25	mg/kg	U	U	U	0.25	
WBG-257	WBG4198	10/30/2000	Grab	Subsurface soil	4 6 FT		Explosives	4-Nitrotoluene	0.25	mg/kg	U	U	U	0.25	
WBGso-055	WB0755	4/24/1998	Grab	Subsurface soil	4 6 FT		Explosives	4-Nitrotoluene	0.25	mg/kg	U	U	U	0.25	
WBGso-057	WB0757	4/24/1998	Grab	Subsurface soil	4 6 FT		Explosives	4-Nitrotoluene	0.25	mg/kg	U	U	U	0.25	
WBGso-062	WB0759	4/25/1998	Grab	Subsurface soil	4 6 FT		Explosives	4-Nitrotoluene	0.25	mg/kg	U	U	U	0.25	
WBGso-069	WB0751	4/24/1998	Grab	Subsurface soil	4 5 FT		Explosives	4-Nitrotoluene	0.25	mg/kg	U	U	U	0.25	
WBGso-122	WB0767	4/28/1998	Grab	Subsurface soil	4 6 FT		Explosives	4-Nitrotoluene	0.25	mg/kg	U	U	U	0.25	
WBGso-140	WB0769	4/28/1998	Grab	Subsurface soil	4 6 FT		Explosives	4-Nitrotoluene	0.25	mg/kg	U	U	U	0.25	

Station	Sample ID	Date Collected	Sample Type	Media	Depth	Sample Comment	Analysis	Chemical	Results	Units	Lab Qual	Data Qual	Qual	Detection Limit	Validation Code
WBGso-141	WB0771	4/28/1998	Grab	Subsurface soil	4 6 FT		Explosives	4-Nitrotoluene	0.25	mg/kg	U	U	U	0.25	
WBGso-186	WB0927	5/6/1998	Grab	Subsurface soil	4 6 FT		Explosives	4-Nitrotoluene	0.25	mg/kg	U	U	U	0.25	
WBG-203	WBG4021	10/22/2000	Grab	Subsurface soil	6 8 FT		Explosives	4-Nitrotoluene	0.25	mg/kg	U	U	U	0.25	
WBG-210	WBG4044	10/30/2000	Grab	Subsurface soil	6 8 FT		Explosives	4-Nitrotoluene	0.25	mg/kg	U	U	U	0.25	
WBG-227	WBG4097	10/22/2000	Grab	Subsurface soil	6 8 FT		Explosives	4-Nitrotoluene	0.25	mg/kg	U	U	U	0.25	
WBG-232	WBG4114	10/22/2000	Grab	Subsurface soil	6 8 FT		Explosives	4-Nitrotoluene	0.25	mg/kg	U	U	U	0.25	
WBG-237	WBG4131	10/22/2000	Grab	Subsurface soil	6 8 FT		Explosives	4-Nitrotoluene	0.25	mg/kg	U	U	U	0.25	
WBG-242	WBG4148	10/22/2000	Grab	Subsurface soil	6 8 FT		Explosives	4-Nitrotoluene	0.25	mg/kg	U	U	U	0.25	
WBG-252	WBG4182	10/22/2000	Grab	Subsurface soil	6 8 FT		Explosives	4-Nitrotoluene	0.25	mg/kg	U	U	U	0.25	
WBG-257	WBG4199	10/30/2000	Grab	Subsurface soil	6 8 FT		Explosives	4-Nitrotoluene	0.25	mg/kg	U	U	U	0.25	
WBG-203	WBG4022	10/22/2000	Grab	Subsurface soil	8 10 FT		Explosives	4-Nitrotoluene	0.25	mg/kg	U	U	U	0.25	
WBG-210	WBG4045	10/30/2000	Grab	Subsurface soil	8 10 FT		Explosives	4-Nitrotoluene	0.25	mg/kg	U	U	U	0.25	
WBG-227	WBG4098	10/22/2000	Grab	Subsurface soil	8 10 FT		Explosives	4-Nitrotoluene	0.25	mg/kg	U	U	U	0.25	
WBG-232	WBG4115	10/22/2000	Grab	Subsurface soil	8 10 FT		Explosives	4-Nitrotoluene	0.25	mg/kg	U	U	U	0.25	
WBG-237	WBG4132	10/22/2000	Grab	Subsurface soil	8 10 FT		Explosives	4-Nitrotoluene	0.25	mg/kg	U	U	U	0.25	
WBG-242	WBG4149	10/22/2000	Grab	Subsurface soil	8 10 FT		Explosives	4-Nitrotoluene	0.25	mg/kg	U	U	U	0.25	
WBG-252	WBG4183	10/22/2000	Grab	Subsurface soil	8 10 FT		Explosives	4-Nitrotoluene	0.25	mg/kg	U	U	U	0.25	
WBG-257	WBG4200	10/30/2000	Grab	Subsurface soil	8 9.1 FT		Explosives	4-Nitrotoluene	0.25	mg/kg	U	U	U	0.25	
WBG-252	WBG4183	10/22/2000	Grab	Subsurface soil	8 10 FT		Explosives	HMX	7.1	mg/kg		=	=	0.5	
WBGso-062	WB0758	4/25/1998	Grab	Subsurface soil	2 4 FT		Explosives	HMX	1.4	mg/kg		=	=	1	F08
WBG-252	WBG4180	10/22/2000	Grab	Subsurface soil	2 4 FT		Explosives	HMX	27	mg/kg	J	J	J	50	
WBGso-186	WB0770	4/28/1998	Grab	Subsurface soil	2 4 FT		Explosives	HMX	14	mg/kg	J	J	J	25	
WBGso-168	WB0773	5/5/1998	Grab	Subsurface soil	2 4 FT		Explosives	HMX	2.4	mg/kg	J	J	J	5	
WBGso-070	WB0748	4/24/1998	Grab	Subsurface soil	2 4 FT		Explosives	HMX	0.48	mg/kg	J	J	J	0.5	
WBGso-070	WB0749	4/24/1998	Grab	Subsurface soil	4 6 FT		Explosives	HMX	0.41	mg/kg	J	J	J	0.5	G01
WBGso-186	WB0927	5/6/1998	Grab	Subsurface soil	4 6 FT		Explosives	HMX	0.41	mg/kg	J	J	J	0.5	
WBG-219	WBG4072	10/25/2000	Grab	Subsurface soil	4 6 FT		Explosives	HMX	0.38	mg/kg	J	J	J	0.5	
WBGso-178	WB0928	5/6/1998	Grab	Subsurface soil	2 4 FT		Explosives	HMX	0.3	mg/kg	J	J	J	0.5	
WBG-242	WBG4146	10/22/2000	Grab	Subsurface soil	2 4 FT		Explosives	HMX	0.25	mg/kg	J	J	J	0.5	
WBG-210	WBG4042	10/30/2000	Grab	Subsurface soil	2 4 FT		Explosives	HMX	0.24	mg/kg	J	J	J	0.5	
WBGso-069	WB0751	4/24/1998	Grab	Subsurface soil	4 5 FT		Explosives	HMX	0.17	mg/kg	J	J	J	0.5	
WBGso-140	WB0769	4/28/1998	Grab	Subsurface soil	4 6 FT		Explosives	HMX	0.17	mg/kg	J	J	J	0.5	
WBGso-188	WB0918	5/6/1998	Grab	Subsurface soil	2 4 FT		Explosives	HMX	0.14	mg/kg	J	J	J	0.5	
WBGso-073	WB0752	4/24/1998	Grab	Subsurface soil	2 4 FT		Explosives	HMX	0.12	mg/kg	J	J	J	0.5	
WBGso-142	WB0772	4/28/1998	Grab	Subsurface soil	2 4 FT		Explosives	HMX	0.12	mg/kg	J	J	J	0.5	
WBGso-187	WB0940	5/8/1998	Grab	Subsurface soil	2 4 FT		Explosives	HMX	0.12	mg/kg	J	J	J	0.5	
WBGso-196	WB0943	5/8/1998	Grab	Subsurface soil	2 4 FT		Explosives	HMX	0.12	mg/kg	J	J	J	0.5	
WBGso-122	WB0767	4/28/1998	Grab	Subsurface soil	4 6 FT		Explosives	HMX	0.12	mg/kg	J	J	J	0.5	
WBGso-141	WB0771	4/28/1998	Grab	Subsurface soil	4 6 FT		Explosives	HMX	0.12	mg/kg	J	J	J	0.5	
WBGso-054	WB0753	5/5/1998	Grab	Subsurface soil	2 4 FT		Explosives	HMX	0.11	mg/kg	J	J	J	0.5	
WBGso-107	WB0766	4/28/1998	Grab	Subsurface soil	2 4 FT		Explosives	HMX	0.1	mg/kg	J	J	J	0.5	
WBG-252	WBG4181	10/22/2000	Grab	Subsurface soil	4 6 FT		Explosives	HMX	500	mg/kg	U	U	U	500	
WBG-252	WBG4182	10/22/2000	Grab	Subsurface soil	6 8 FT		Explosives	HMX	250	mg/kg	U	U	U	250	
WBGso-069	WB0750	4/24/1998	Grab	Subsurface soil	2 4 FT		Explosives	HMX	10	mg/kg	U	U	U	10	
WBG-205	WBG4028	10/21/2000	Grab	Subsurface soil	4 6 FT		Explosives	HMX	1.5	mg/kg	U	U	U	1.5	
WBG-199	WBG4008	10/21/2000	Grab	Subsurface soil	4 6 FT		Explosives	HMX	1	mg/kg	U	U	U	1	
WBG-247	WBG4163	10/22/2000	Grab	Subsurface soil	2 4 FT		Explosives	HMX	0.74	mg/kg	U	U	U	0.74	
WBGso-062	WB0759	4/25/1998	Grab	Subsurface soil	4 6 FT		Explosives	HMX	0.57	mg/kg		U	U	0.5	F01,F07
WBG-199	WBG4007	10/20/2000	Grab	Subsurface soil	2 4 FT		Explosives	HMX	0.5	mg/kg	U	U	U	0.5	
WBG-203	WBG4019	10/22/2000	Grab	Subsurface soil	2 4 FT		Explosives	HMX	0.5	mg/kg	U	U	U	0.5	
WBG-227	WBG4095	10/22/2000	Grab	Subsurface soil	2 4 FT		Explosives	HMX	0.5	mg/kg	U	U	U	0.5	
WBG-232	WBG4112	10/22/2000	Grab	Subsurface soil	2 4 FT		Explosives	HMX	0.5	mg/kg	U	U	U	0.5	
WBG-237	WBG4129	10/22/2000	Grab	Subsurface soil	2 4 FT		Explosives	HMX	0.5	mg/kg	U	U	U	0.5	
WBG-257	WBG4197	10/30/2000	Grab	Subsurface soil	2 4 FT		Explosives	HMX	0.5	mg/kg	U	U	U	0.5	
WBGso-005	WB0765	4/25/1998	Grab	Subsurface soil	2 4 FT		Explosives	HMX	0.5	mg/kg		U	U	0.5	F01,F06
WBGso-006	WB0764	4/25/1998	Grab	Subsurface soil	2 4 FT		Explosives	HMX	0.5	mg/kg		U	U	0.5	F01,F06
WBGso-035	WB0763	4/25/1998	Grab	Subsurface soil	2 4 FT		Explosives	HMX	0.5	mg/kg		U	U	0.5	F01,F06
WBGso-037	WB0761	4/25/1998	Grab	Subsurface soil	2 4 FT		Explosives	HMX	0.5	mg/kg		U	U	0.5	F01,F06
WBGso-055	WB0754	4/24/1998	Grab	Subsurface soil	2 4 FT		Explosives	HMX	0.5	mg/kg		U	U	0.5	F01,F06
WBGso-057	WB0756	4/24/1998	Grab	Subsurface soil	2 4 FT		Explosives	HMX	0.5	mg/kg		U	U	0.5	F01,F06
WBGso-059	WB0760	4/25/1998	Grab	Subsurface soil	2 4 FT		Explosives	HMX	0.5	mg/kg	U	U	U	0.5	
WBGso-185	WB0762	4/25/1998	Grab	Subsurface soil	2 4 FT		Explosives	HMX	0.5	mg/kg	U	U	U	0.5	
WBGso-189	WB0919	5/6/1998	Grab	Subsurface soil	2 4 FT		Explosives	HMX	0.5	mg/kg	U	U	U	0.5	
WBG-203	WBG4020	10/22/2000	Grab	Subsurface soil	4 6 FT		Explosives	HMX	0.5	mg/kg	U	U	U	0.5	
WBG-210	WBG4043	10/30/2000	Grab	Subsurface soil	4 6 FT		Explosives	HMX	0.5	mg/kg	U	U	U	0.5	
WBG-227	WBG4096	10/22/2000	Grab	Subsurface soil	4 6 FT		Explosives	HMX	0.5	mg/kg	U	U	U	0.5	
WBG-232	WBG4113	10/22/2000	Grab	Subsurface soil	4 6 FT		Explosives	HMX	0.5	mg/kg	U	U	U	0.5	
WBG-237	WBG4130	10/22/2000	Grab	Subsurface soil	4 6 FT		Explosives	HMX	0.5	mg/kg	U	U	U	0.5	
WBG-242	WBG4147	10/22/2000	Grab	Subsurface soil	4 6 FT		Explosives	HMX	0.5	mg/kg	U	U	U	0.5	
WBG-257	WBG4198	10/30/2000	Grab	Subsurface soil	4 6 FT		Explosives	HMX	0.5	mg/kg	U	U	U	0.5	
WBGso-055	WB0755	4/24/1998	Grab	Subsurface soil	4 6 FT		Explosives	HMX	0.5	mg/kg		U	U	0.5	F01,F06
WBGso-057	WB0757	4/24/1998	Grab	Subsurface soil	4 6 FT		Explosives	HMX	0.5	mg/kg	U	U	U	0.5	
WBG-203	WBG4021	10/22/2000	Grab	Subsurface soil	6 8 FT		Explosives	HMX	0.5	mg/kg	U	U	U	0.5	
WBG-210	WBG4044	10/30/2000	Grab	Subsurface soil	6 8 FT		Explosives	HMX	0.5	mg/kg	U	U	U	0.5	
WBG-227	WBG4097	10/22/2000	Grab	Subsurface soil	6 8 FT		Explosives	HMX	0.5	mg/kg	U	U	U	0.5	

Station	Sample ID	Date Collected	Sample Type	Media	Depth	Sample Comment	Analysis	Chemical	Results	Units	Lab Qual	Data Qual	Qual	Detection Limit	Validation Code
WBG-232	WBG4114	10/22/2000	Grab	Subsurface soil	6 8 FT		Explosives	HMX	0.5	mg/kg	U	U	U	0.5	
WBG-237	WBG4131	10/22/2000	Grab	Subsurface soil	6 8 FT		Explosives	HMX	0.5	mg/kg	U	U	U	0.5	
WBG-242	WBG4148	10/22/2000	Grab	Subsurface soil	6 8 FT		Explosives	HMX	0.5	mg/kg	U	U	U	0.5	
WBG-257	WBG4199	10/30/2000	Grab	Subsurface soil	6 8 FT		Explosives	HMX	0.5	mg/kg	U	U	U	0.5	
WBG-203	WBG4022	10/22/2000	Grab	Subsurface soil	8 10 FT		Explosives	HMX	0.5	mg/kg	U	U	U	0.5	
WBG-210	WBG4045	10/30/2000	Grab	Subsurface soil	8 10 FT		Explosives	HMX	0.5	mg/kg	U	U	U	0.5	
WBG-227	WBG4098	10/22/2000	Grab	Subsurface soil	8 10 FT		Explosives	HMX	0.5	mg/kg	U	U	U	0.5	
WBG-232	WBG4115	10/22/2000	Grab	Subsurface soil	8 10 FT		Explosives	HMX	0.5	mg/kg	U	U	U	0.5	
WBG-237	WBG4132	10/22/2000	Grab	Subsurface soil	8 10 FT		Explosives	HMX	0.5	mg/kg	U	U	U	0.5	
WBG-242	WBG4149	10/22/2000	Grab	Subsurface soil	8 10 FT		Explosives	HMX	0.5	mg/kg	U	U	U	0.5	
WBG-257	WBG4200	10/30/2000	Grab	Subsurface soil	8 9.1 FT		Explosives	HMX	0.5	mg/kg	U	U	U	0.5	
WBGso-168	WB0773	5/5/1998	Grab	Subsurface soil	2 4 FT		Explosives	Nitrobenzene	0.36	mg/kg	J	J	J	2.5	
WBG-210	WBG4042	10/30/2000	Grab	Subsurface soil	2 4 FT		Explosives	Nitrobenzene	0.081	mg/kg	J	J	J	0.25	
WBGso-057	WB0756	4/24/1998	Grab	Subsurface soil	2 4 FT		Explosives	Nitrobenzene	0.078	mg/kg	J	J	J	0.25	
WBG-247	WBG4163	10/22/2000	Grab	Subsurface soil	2 4 FT		Explosives	Nitrobenzene	0.068	mg/kg	J	J	J	0.25	
WBGso-055	WB0755	4/24/1998	Grab	Subsurface soil	4 6 FT		Explosives	Nitrobenzene	0.039	mg/kg	J	J	J	0.25	
WBGso-196	WB0943	5/8/1998	Grab	Subsurface soil	2 4 FT		Explosives	Nitrobenzene	0.033	mg/kg	J	J	J	0.25	F08
WBGso-186	WB0770	4/28/1998	Grab	Subsurface soil	2 4 FT		Explosives	Nitrobenzene	12	mg/kg	U	U	U	12	
WBGso-069	WB0750	4/24/1998	Grab	Subsurface soil	2 4 FT		Explosives	Nitrobenzene	5	mg/kg	U	U	U	5	
WBG-205	WBG4028	10/21/2000	Grab	Subsurface soil	4 6 FT		Explosives	Nitrobenzene	0.75	mg/kg	U	U	U	0.75	
WBGso-062	WB0758	4/25/1998	Grab	Subsurface soil	2 4 FT		Explosives	Nitrobenzene	0.5	mg/kg	U	U	U	0.5	
WBG-199	WBG4008	10/21/2000	Grab	Subsurface soil	4 6 FT		Explosives	Nitrobenzene	0.5	mg/kg	U	U	U	0.5	
WBG-199	WBG4007	10/20/2000	Grab	Subsurface soil	2 4 FT		Explosives	Nitrobenzene	0.25	mg/kg	U	U	U	0.25	
WBG-203	WBG4019	10/22/2000	Grab	Subsurface soil	2 4 FT		Explosives	Nitrobenzene	0.25	mg/kg	U	U	U	0.25	
WBG-227	WBG4095	10/22/2000	Grab	Subsurface soil	2 4 FT		Explosives	Nitrobenzene	0.25	mg/kg	U	U	U	0.25	
WBG-232	WBG4112	10/22/2000	Grab	Subsurface soil	2 4 FT		Explosives	Nitrobenzene	0.25	mg/kg	U	U	U	0.25	
WBG-237	WBG4129	10/22/2000	Grab	Subsurface soil	2 4 FT		Explosives	Nitrobenzene	0.25	mg/kg	U	U	U	0.25	
WBG-242	WBG4146	10/22/2000	Grab	Subsurface soil	2 4 FT		Explosives	Nitrobenzene	0.25	mg/kg	U	U	U	0.25	
WBG-252	WBG4180	10/22/2000	Grab	Subsurface soil	2 4 FT		Explosives	Nitrobenzene	0.25	mg/kg	U	U	U	0.25	
WBG-257	WBG4197	10/30/2000	Grab	Subsurface soil	2 4 FT		Explosives	Nitrobenzene	0.25	mg/kg	U	U	U	0.25	
WBGso-005	WB0765	4/25/1998	Grab	Subsurface soil	2 4 FT		Explosives	Nitrobenzene	0.25	mg/kg	U	U	U	0.25	
WBGso-006	WB0764	4/25/1998	Grab	Subsurface soil	2 4 FT		Explosives	Nitrobenzene	0.25	mg/kg	U	U	U	0.25	
WBGso-035	WB0763	4/25/1998	Grab	Subsurface soil	2 4 FT		Explosives	Nitrobenzene	0.25	mg/kg	U	U	U	0.25	
WBGso-037	WB0761	4/25/1998	Grab	Subsurface soil	2 4 FT		Explosives	Nitrobenzene	0.25	mg/kg	U	U	U	0.25	
WBGso-054	WB0753	5/5/1998	Grab	Subsurface soil	2 4 FT		Explosives	Nitrobenzene	0.25	mg/kg	U	U	U	0.25	
WBGso-055	WB0754	4/24/1998	Grab	Subsurface soil	2 4 FT		Explosives	Nitrobenzene	0.25	mg/kg	U	U	U	0.25	
WBGso-059	WB0760	4/25/1998	Grab	Subsurface soil	2 4 FT		Explosives	Nitrobenzene	0.25	mg/kg	U	U	U	0.25	
WBGso-070	WB0748	4/24/1998	Grab	Subsurface soil	2 4 FT		Explosives	Nitrobenzene	0.25	mg/kg	U	U	U	0.25	
WBGso-073	WB0752	4/24/1998	Grab	Subsurface soil	2 4 FT		Explosives	Nitrobenzene	0.25	mg/kg	U	U	U	0.25	
WBGso-107	WB0766	4/28/1998	Grab	Subsurface soil	2 4 FT		Explosives	Nitrobenzene	0.25	mg/kg	U	U	U	0.25	
WBGso-142	WB0772	4/28/1998	Grab	Subsurface soil	2 4 FT		Explosives	Nitrobenzene	0.25	mg/kg	U	U	U	0.25	
WBGso-178	WB0928	5/6/1998	Grab	Subsurface soil	2 4 FT		Explosives	Nitrobenzene	0.25	mg/kg	U	U	U	0.25	
WBGso-185	WB0762	4/25/1998	Grab	Subsurface soil	2 4 FT		Explosives	Nitrobenzene	0.25	mg/kg	U	U	U	0.25	
WBGso-187	WB0940	5/8/1998	Grab	Subsurface soil	2 4 FT		Explosives	Nitrobenzene	0.25	mg/kg	U	U	U	0.25	
WBGso-188	WB0918	5/6/1998	Grab	Subsurface soil	2 4 FT		Explosives	Nitrobenzene	0.25	mg/kg	U	U	U	0.25	
WBGso-189	WB0919	5/6/1998	Grab	Subsurface soil	2 4 FT		Explosives	Nitrobenzene	0.25	mg/kg	U	U	U	0.25	
WBG-203	WBG4020	10/22/2000	Grab	Subsurface soil	4 6 FT		Explosives	Nitrobenzene	0.25	mg/kg	U	U	U	0.25	
WBG-210	WBG4043	10/30/2000	Grab	Subsurface soil	4 6 FT		Explosives	Nitrobenzene	0.25	mg/kg	U	U	U	0.25	
WBG-219	WBG4072	10/25/2000	Grab	Subsurface soil	4 6 FT		Explosives	Nitrobenzene	0.25	mg/kg	U	U	U	0.25	
WBG-227	WBG4096	10/22/2000	Grab	Subsurface soil	4 6 FT		Explosives	Nitrobenzene	0.25	mg/kg	U	U	U	0.25	
WBG-232	WBG4113	10/22/2000	Grab	Subsurface soil	4 6 FT		Explosives	Nitrobenzene	0.25	mg/kg	U	U	U	0.25	
WBG-237	WBG4130	10/22/2000	Grab	Subsurface soil	4 6 FT		Explosives	Nitrobenzene	0.25	mg/kg	U	U	U	0.25	
WBG-242	WBG4147	10/22/2000	Grab	Subsurface soil	4 6 FT		Explosives	Nitrobenzene	0.25	mg/kg	U	U	U	0.25	
WBG-252	WBG4181	10/22/2000	Grab	Subsurface soil	4 6 FT		Explosives	Nitrobenzene	0.25	mg/kg	U	U	U	0.25	
WBG-257	WBG4198	10/30/2000	Grab	Subsurface soil	4 6 FT		Explosives	Nitrobenzene	0.25	mg/kg	U	U	U	0.25	
WBGso-057	WB0757	4/24/1998	Grab	Subsurface soil	4 6 FT		Explosives	Nitrobenzene	0.25	mg/kg	U	U	U	0.25	
WBGso-062	WB0759	4/25/1998	Grab	Subsurface soil	4 6 FT		Explosives	Nitrobenzene	0.25	mg/kg	U	U	U	0.25	
WBGso-069	WB0751	4/24/1998	Grab	Subsurface soil	4 5 FT		Explosives	Nitrobenzene	0.25	mg/kg	U	U	U	0.25	
WBGso-122	WB0767	4/28/1998	Grab	Subsurface soil	4 6 FT		Explosives	Nitrobenzene	0.25	mg/kg	U	U	U	0.25	
WBGso-140	WB0769	4/28/1998	Grab	Subsurface soil	4 6 FT		Explosives	Nitrobenzene	0.25	mg/kg	U	U	U	0.25	
WBGso-141	WB0771	4/28/1998	Grab	Subsurface soil	4 6 FT		Explosives	Nitrobenzene	0.25	mg/kg	U	U	U	0.25	
WBGso-186	WB0927	5/6/1998	Grab	Subsurface soil	4 6 FT		Explosives	Nitrobenzene	0.25	mg/kg	U	U	U	0.25	
WBG-203	WBG4021	10/22/2000	Grab	Subsurface soil	6 8 FT		Explosives	Nitrobenzene	0.25	mg/kg	U	U	U	0.25	
WBG-210	WBG4044	10/30/2000	Grab	Subsurface soil	6 8 FT		Explosives	Nitrobenzene	0.25	mg/kg	U	U	U	0.25	
WBG-227	WBG4097	10/22/2000	Grab	Subsurface soil	6 8 FT		Explosives	Nitrobenzene	0.25	mg/kg	U	U	U	0.25	
WBG-232	WBG4114	10/22/2000	Grab	Subsurface soil	6 8 FT		Explosives	Nitrobenzene	0.25	mg/kg	U	U	U	0.25	
WBG-237	WBG4131	10/22/2000	Grab	Subsurface soil	6 8 FT		Explosives	Nitrobenzene	0.25	mg/kg	U	U	U	0.25	
WBG-242	WBG4148	10/22/2000	Grab	Subsurface soil	6 8 FT		Explosives	Nitrobenzene	0.25	mg/kg	U	U	U	0.25	
WBG-252	WBG4182	10/22/2000	Grab	Subsurface soil	6 8 FT		Explosives	Nitrobenzene	0.25	mg/kg	U	U	U	0.25	
WBG-257	WBG4199	10/30/2000	Grab	Subsurface soil	6 8 FT		Explosives	Nitrobenzene	0.25	mg/kg	U	U	U	0.25	
WBG-203	WBG4022	10/22/2000	Grab	Subsurface soil	8 10 FT		Explosives	Nitrobenzene	0.25	mg/kg	U	U	U	0.25	
WBG-210	WBG4045	10/30/2000	Grab	Subsurface soil	8 10 FT		Explosives	Nitrobenzene	0.25	mg/kg	U	U	U	0.25	
WBG-227	WBG4098	10/22/2000	Grab	Subsurface soil	8 10 FT		Explosives	Nitrobenzene	0.25	mg/kg	U	U	U	0.25	
WBG-232	WBG4115	10/22/2000	Grab	Subsurface soil	8 10 FT		Explosives	Nitrobenzene	0.25	mg/kg	U	U	U	0.25	
WBG-237	WBG4132	10/22/2000	Grab	Subsurface soil	8 10 FT		Explosives	Nitrobenzene	0.25	mg/kg	U	U	U	0.25	

Station	Sample ID	Date Collected	Sample Type	Media	Depth	Sample Comment	Analysis	Chemical	Results	Units	Lab Qual	Data Qual	Qual	Detection Limit	Validation Code
WBG-242	WBG4149	10/22/2000	Grab	Subsurface soil	8 10 FT		Explosives	Nitrobenzene	0.25	mg/kg	U	U	U	0.25	
WBG-252	WBG4183	10/22/2000	Grab	Subsurface soil	8 10 FT		Explosives	Nitrobenzene	0.25	mg/kg	U	U	U	0.25	
WBG-257	WBG4200	10/30/2000	Grab	Subsurface soil	8 9.1 FT		Explosives	Nitrobenzene	0.25	mg/kg	U	U	U	0.25	
WBGso-070	WB0749	4/24/1998	Grab	Subsurface soil	4 6 FT		Explosives	Nitrobenzene	0.25	mg/kg	U	UJ	UJ	0.25	G01
WBGso-168	WB0773	5/5/1998	Grab	Subsurface soil	2 4 FT		Explosives	Nitrocellulose	6.6	mg/kg		=	=	2	
WBGso-186	WB0927	5/6/1998	Grab	Subsurface soil	4 6 FT		Explosives	Nitrocellulose	3.2	mg/kg		=	=	2	
WBGso-186	WB0770	4/28/1998	Grab	Subsurface soil	2 4 FT		Explosives	Nitrocellulose	88.4	mg/kg		J	J	4	A05
WBGso-188	WB0918	5/6/1998	Grab	Subsurface soil	2 4 FT		Explosives	Nitrocellulose	2	mg/kg	U	U	U	2	
WBGso-069	WB0750	4/24/1998	Grab	Subsurface soil	2 4 FT		Explosives	Nitrocellulose	2	mg/kg	U	UJ	UJ	2	A01,A05
WBGso-069	WB0751	4/24/1998	Grab	Subsurface soil	4 5 FT		Explosives	Nitrocellulose	2	mg/kg	U	UJ	UJ	2	A01,A05
WBGso-057	WB0756	4/24/1998	Grab	Subsurface soil	2 4 FT		Explosives	Nitroglycerin	7.4	mg/kg		=	=	2.5	
WBG-205	WBG4028	10/21/2000	Grab	Subsurface soil	4 6 FT		Explosives	Nitroglycerin	7.5	mg/kg	U	U	U	7.5	
WBG-252	WBG4181	10/22/2000	Grab	Subsurface soil	4 6 FT		Explosives	Nitroglycerin	6.7	mg/kg	U	U	U	6.7	
WBG-252	WBG4182	10/22/2000	Grab	Subsurface soil	6 8 FT		Explosives	Nitroglycerin	5.8	mg/kg	U	U	U	5.8	
WBG-199	WBG4008	10/21/2000	Grab	Subsurface soil	4 6 FT		Explosives	Nitroglycerin	5	mg/kg	U	U	U	5	
WBG-199	WBG4007	10/20/2000	Grab	Subsurface soil	2 4 FT		Explosives	Nitroglycerin	2.5	mg/kg	U	U	U	2.5	
WBG-203	WBG4019	10/22/2000	Grab	Subsurface soil	2 4 FT		Explosives	Nitroglycerin	2.5	mg/kg	U	U	U	2.5	
WBG-210	WBG4042	10/30/2000	Grab	Subsurface soil	2 4 FT		Explosives	Nitroglycerin	2.5	mg/kg	U	U	U	2.5	
WBG-227	WBG4095	10/22/2000	Grab	Subsurface soil	2 4 FT		Explosives	Nitroglycerin	2.5	mg/kg	U	U	U	2.5	
WBG-232	WBG4112	10/22/2000	Grab	Subsurface soil	2 4 FT		Explosives	Nitroglycerin	2.5	mg/kg	U	U	U	2.5	
WBG-237	WBG4129	10/22/2000	Grab	Subsurface soil	2 4 FT		Explosives	Nitroglycerin	2.5	mg/kg	U	U	U	2.5	
WBG-242	WBG4146	10/22/2000	Grab	Subsurface soil	2 4 FT		Explosives	Nitroglycerin	2.5	mg/kg	U	U	U	2.5	
WBG-247	WBG4163	10/22/2000	Grab	Subsurface soil	2 4 FT		Explosives	Nitroglycerin	2.5	mg/kg	U	U	U	2.5	
WBG-252	WBG4180	10/22/2000	Grab	Subsurface soil	2 4 FT		Explosives	Nitroglycerin	2.5	mg/kg	U	U	U	2.5	
WBG-257	WBG4197	10/30/2000	Grab	Subsurface soil	2 4 FT		Explosives	Nitroglycerin	2.5	mg/kg	U	U	U	2.5	
WBGso-005	WB0765	4/25/1998	Grab	Subsurface soil	2 4 FT		Explosives	Nitroglycerin	2.5	mg/kg	U	U	U	2.5	
WBGso-006	WB0764	4/25/1998	Grab	Subsurface soil	2 4 FT		Explosives	Nitroglycerin	2.5	mg/kg	U	U	U	2.5	
WBGso-035	WB0763	4/25/1998	Grab	Subsurface soil	2 4 FT		Explosives	Nitroglycerin	2.5	mg/kg	U	U	U	2.5	
WBGso-037	WB0761	4/25/1998	Grab	Subsurface soil	2 4 FT		Explosives	Nitroglycerin	2.5	mg/kg	U	U	U	2.5	
WBGso-054	WB0753	5/5/1998	Grab	Subsurface soil	2 4 FT		Explosives	Nitroglycerin	2.5	mg/kg	U	U	U	2.5	
WBGso-055	WB0754	4/24/1998	Grab	Subsurface soil	2 4 FT		Explosives	Nitroglycerin	2.5	mg/kg	U	U	U	2.5	
WBGso-059	WB0760	4/25/1998	Grab	Subsurface soil	2 4 FT		Explosives	Nitroglycerin	2.5	mg/kg	U	U	U	2.5	
WBGso-062	WB0758	4/25/1998	Grab	Subsurface soil	2 4 FT		Explosives	Nitroglycerin	2.5	mg/kg	U	U	U	2.5	
WBGso-069	WB0750	4/24/1998	Grab	Subsurface soil	2 4 FT		Explosives	Nitroglycerin	2.5	mg/kg	U	U	U	2.5	
WBGso-070	WB0748	4/24/1998	Grab	Subsurface soil	2 4 FT		Explosives	Nitroglycerin	2.5	mg/kg	U	U	U	2.5	
WBGso-073	WB0752	4/24/1998	Grab	Subsurface soil	2 4 FT		Explosives	Nitroglycerin	2.5	mg/kg	U	U	U	2.5	
WBGso-107	WB0766	4/28/1998	Grab	Subsurface soil	2 4 FT		Explosives	Nitroglycerin	2.5	mg/kg	U	U	U	2.5	
WBGso-142	WB0772	4/28/1998	Grab	Subsurface soil	2 4 FT		Explosives	Nitroglycerin	2.5	mg/kg	U	U	U	2.5	
WBGso-168	WB0773	5/5/1998	Grab	Subsurface soil	2 4 FT		Explosives	Nitroglycerin	2.5	mg/kg	U	U	U	2.5	
WBGso-178	WB0928	5/6/1998	Grab	Subsurface soil	2 4 FT		Explosives	Nitroglycerin	2.5	mg/kg	U	U	U	2.5	
WBGso-185	WB0762	4/25/1998	Grab	Subsurface soil	2 4 FT		Explosives	Nitroglycerin	2.5	mg/kg	U	U	U	2.5	
WBGso-186	WB0770	4/28/1998	Grab	Subsurface soil	2 4 FT		Explosives	Nitroglycerin	2.5	mg/kg	U	U	U	2.5	
WBGso-187	WB0940	5/8/1998	Grab	Subsurface soil	2 4 FT		Explosives	Nitroglycerin	2.5	mg/kg	U	U	U	2.5	
WBGso-188	WB0918	5/6/1998	Grab	Subsurface soil	2 4 FT		Explosives	Nitroglycerin	2.5	mg/kg	U	U	U	2.5	
WBGso-189	WB0919	5/6/1998	Grab	Subsurface soil	2 4 FT		Explosives	Nitroglycerin	2.5	mg/kg	U	U	U	2.5	
WBGso-196	WB0943	5/8/1998	Grab	Subsurface soil	2 4 FT		Explosives	Nitroglycerin	2.5	mg/kg	U	U	U	2.5	
WBG-203	WBG4020	10/22/2000	Grab	Subsurface soil	4 6 FT		Explosives	Nitroglycerin	2.5	mg/kg	U	U	U	2.5	
WBG-210	WBG4043	10/30/2000	Grab	Subsurface soil	4 6 FT		Explosives	Nitroglycerin	2.5	mg/kg	U	U	U	2.5	
WBG-219	WBG4072	10/25/2000	Grab	Subsurface soil	4 6 FT		Explosives	Nitroglycerin	2.5	mg/kg	U	U	U	2.5	
WBG-227	WBG4096	10/22/2000	Grab	Subsurface soil	4 6 FT		Explosives	Nitroglycerin	2.5	mg/kg	U	U	U	2.5	
WBG-232	WBG4113	10/22/2000	Grab	Subsurface soil	4 6 FT		Explosives	Nitroglycerin	2.5	mg/kg	U	U	U	2.5	
WBG-237	WBG4130	10/22/2000	Grab	Subsurface soil	4 6 FT		Explosives	Nitroglycerin	2.5	mg/kg	U	U	U	2.5	
WBG-242	WBG4147	10/22/2000	Grab	Subsurface soil	4 6 FT		Explosives	Nitroglycerin	2.5	mg/kg	U	U	U	2.5	
WBG-257	WBG4198	10/30/2000	Grab	Subsurface soil	4 6 FT		Explosives	Nitroglycerin	2.5	mg/kg	U	U	U	2.5	
WBGso-055	WB0755	4/24/1998	Grab	Subsurface soil	4 6 FT		Explosives	Nitroglycerin	2.5	mg/kg	U	U	U	2.5	
WBGso-057	WB0757	4/24/1998	Grab	Subsurface soil	4 6 FT		Explosives	Nitroglycerin	2.5	mg/kg	U	U	U	2.5	
WBGso-062	WB0759	4/25/1998	Grab	Subsurface soil	4 6 FT		Explosives	Nitroglycerin	2.5	mg/kg	U	U	U	2.5	
WBGso-069	WB0751	4/24/1998	Grab	Subsurface soil	4 5 FT		Explosives	Nitroglycerin	2.5	mg/kg	U	U	U	2.5	
WBGso-122	WB0767	4/28/1998	Grab	Subsurface soil	4 6 FT		Explosives	Nitroglycerin	2.5	mg/kg	U	U	U	2.5	
WBGso-140	WB0769	4/28/1998	Grab	Subsurface soil	4 6 FT		Explosives	Nitroglycerin	2.5	mg/kg	U	U	U	2.5	
WBGso-141	WB0771	4/28/1998	Grab	Subsurface soil	4 6 FT		Explosives	Nitroglycerin	2.5	mg/kg	U	U	U	2.5	
WBGso-186	WB0927	5/6/1998	Grab	Subsurface soil	4 6 FT		Explosives	Nitroglycerin	2.5	mg/kg	U	U	U	2.5	
WBG-203	WBG4021	10/22/2000	Grab	Subsurface soil	6 8 FT		Explosives	Nitroglycerin	2.5	mg/kg	U	U	U	2.5	
WBG-210	WBG4044	10/30/2000	Grab	Subsurface soil	6 8 FT		Explosives	Nitroglycerin	2.5	mg/kg	U	U	U	2.5	
WBG-227	WBG4097	10/22/2000	Grab	Subsurface soil	6 8 FT		Explosives	Nitroglycerin	2.5	mg/kg	U	U	U	2.5	
WBG-232	WBG4114	10/22/2000	Grab	Subsurface soil	6 8 FT		Explosives	Nitroglycerin	2.5	mg/kg	U	U	U	2.5	
WBG-237	WBG4131	10/22/2000	Grab	Subsurface soil	6 8 FT		Explosives	Nitroglycerin	2.5	mg/kg	U	U	U	2.5	
WBG-242	WBG4148	10/22/2000	Grab	Subsurface soil	6 8 FT		Explosives	Nitroglycerin	2.5	mg/kg	U	U	U	2.5	
WBG-257	WBG4199	10/30/2000	Grab	Subsurface soil	6 8 FT		Explosives	Nitroglycerin	2.5	mg/kg	U	U	U	2.5	
WBG-203	WBG4022	10/22/2000	Grab	Subsurface soil	8 10 FT		Explosives	Nitroglycerin	2.5	mg/kg	U	U	U	2.5	
WBG-210	WBG4045	10/30/2000	Grab	Subsurface soil	8 10 FT		Explosives	Nitroglycerin	2.5	mg/kg	U	U	U	2.5	
WBG-227	WBG4098	10/22/2000	Grab	Subsurface soil	8 10 FT		Explosives	Nitroglycerin	2.5	mg/kg	U	U	U	2.5	
WBG-232	WBG4115	10/22/2000	Grab	Subsurface soil	8 10 FT		Explosives	Nitroglycerin	2.5	mg/kg	U	U	U	2.5	
WBG-237	WBG4132	10/22/2000	Grab	Subsurface soil	8 10 FT		Explosives	Nitroglycerin	2.5	mg/kg	U	U	U	2.5	
WBG-242	WBG4149	10/22/2000	Grab	Subsurface soil	8 10 FT		Explosives	Nitroglycerin	2.5	mg/kg	U	U	U	2.5	

Station	Sample ID	Date Collected	Sample Type	Media	Depth	Sample Comment	Analysis	Chemical	Results	Units	Lab Qual	Data Qual	Qual	Detection Limit	Validation Code
WBG-252	WBG4183	10/22/2000	Grab	Subsurface soil	8 10 FT		Explosives	Nitroglycerin	2.5	mg/kg	U	U	U	2.5	
WBG-257	WBG4200	10/30/2000	Grab	Subsurface soil	8 9.1 FT		Explosives	Nitroglycerin	2.5	mg/kg	U	U	U	2.5	
WBGso-070	WB0749	4/24/1998	Grab	Subsurface soil	4 6 FT		Explosives	Nitroglycerin	2.5	mg/kg	U	UJ	UJ	2.5	G01
WBGso-168	WB0773	5/5/1998	Grab	Subsurface soil	2 4 FT		Explosives	Nitroguanidine	0.25	mg/kg	U	U	U	0.25	
WBGso-188	WB0918	5/6/1998	Grab	Subsurface soil	2 4 FT		Explosives	Nitroguanidine	0.25	mg/kg	U	U	U	0.25	
WBGso-186	WB0927	5/6/1998	Grab	Subsurface soil	4 6 FT		Explosives	Nitroguanidine	0.25	mg/kg	U	U	U	0.25	
WBGso-069	WB0750	4/24/1998	Grab	Subsurface soil	2 4 FT		Explosives	Nitroguanidine	0.25	mg/kg	U	UJ	UJ	0.25	A05
WBGso-186	WB0770	4/28/1998	Grab	Subsurface soil	2 4 FT		Explosives	Nitroguanidine	0.25	mg/kg	U	UJ	UJ	0.25	A05
WBGso-069	WB0751	4/24/1998	Grab	Subsurface soil	4 5 FT		Explosives	Nitroguanidine	0.25	mg/kg	U	UJ	UJ	0.25	A05
WBG-252	WBG4183	10/22/2000	Grab	Subsurface soil	8 10 FT		Explosives	RDX	130	mg/kg		=	=	100	
WBG-252	WBG4180	10/22/2000	Grab	Subsurface soil	2 4 FT		Explosives	RDX	100	mg/kg		=	=	50	
WBGso-186	WB0770	4/28/1998	Grab	Subsurface soil	2 4 FT		Explosives	RDX	82	mg/kg		=	=	25	
WBGso-168	WB0773	5/5/1998	Grab	Subsurface soil	2 4 FT		Explosives	RDX	14	mg/kg		=	=	5	
WBGso-062	WB0758	4/25/1998	Grab	Subsurface soil	2 4 FT		Explosives	RDX	7	mg/kg		=	=	1	
WBGso-186	WB0927	5/6/1998	Grab	Subsurface soil	4 6 FT		Explosives	RDX	4.4	mg/kg		=	=	2.5	
WBGso-070	WB0748	4/24/1998	Grab	Subsurface soil	2 4 FT		Explosives	RDX	1.5	mg/kg		=	=	0.5	
WBG-219	WBG4072	10/25/2000	Grab	Subsurface soil	4 6 FT		Explosives	RDX	1.2	mg/kg		=	=	0.5	
WBGso-178	WB0928	5/6/1998	Grab	Subsurface soil	2 4 FT		Explosives	RDX	0.89	mg/kg		=	=	0.5	
WBG-252	WBG4181	10/22/2000	Grab	Subsurface soil	4 6 FT		Explosives	RDX	260	mg/kg	J	J	J	500	
WBG-252	WBG4182	10/22/2000	Grab	Subsurface soil	6 8 FT		Explosives	RDX	240	mg/kg	J	J	J	250	
WBGso-070	WB0749	4/24/1998	Grab	Subsurface soil	4 6 FT		Explosives	RDX	1.8	mg/kg		J	J	0.5	G01
WBGso-062	WB0759	4/25/1998	Grab	Subsurface soil	4 6 FT		Explosives	RDX	0.55	mg/kg		J	J	0.5	
WBGso-069	WB0751	4/24/1998	Grab	Subsurface soil	4 5 FT		Explosives	RDX	0.46	mg/kg	J	J	J	0.5	
WBGso-140	WB0769	4/28/1998	Grab	Subsurface soil	4 6 FT		Explosives	RDX	0.37	mg/kg	J	J	J	0.5	
WBGso-057	WB0756	4/24/1998	Grab	Subsurface soil	2 4 FT		Explosives	RDX	0.26	mg/kg	J	J	J	0.5	
WBG-227	WBG4096	10/22/2000	Grab	Subsurface soil	4 6 FT		Explosives	RDX	0.23	mg/kg	J	J	J	0.5	
WBGso-141	WB0771	4/28/1998	Grab	Subsurface soil	4 6 FT		Explosives	RDX	0.17	mg/kg	J	J	J	0.5	
WBGso-187	WB0940	5/8/1998	Grab	Subsurface soil	2 4 FT		Explosives	RDX	0.14	mg/kg	J	J	J	0.5	
WBGso-069	WB0750	4/24/1998	Grab	Subsurface soil	2 4 FT		Explosives	RDX	10	mg/kg	U	U	U	10	
WBG-205	WBG4028	10/21/2000	Grab	Subsurface soil	4 6 FT		Explosives	RDX	1.5	mg/kg	U	U	U	1.5	
WBG-199	WBG4008	10/21/2000	Grab	Subsurface soil	4 6 FT		Explosives	RDX	1	mg/kg	U	U	U	1	
WBG-199	WBG4007	10/20/2000	Grab	Subsurface soil	2 4 FT		Explosives	RDX	0.62	mg/kg	U	U	U	0.62	
WBG-203	WBG4019	10/22/2000	Grab	Subsurface soil	2 4 FT		Explosives	RDX	0.5	mg/kg	U	U	U	0.5	
WBG-210	WBG4042	10/30/2000	Grab	Subsurface soil	2 4 FT		Explosives	RDX	0.5	mg/kg	U	U	U	0.5	
WBG-227	WBG4095	10/22/2000	Grab	Subsurface soil	2 4 FT		Explosives	RDX	0.5	mg/kg	U	U	U	0.5	
WBG-232	WBG4112	10/22/2000	Grab	Subsurface soil	2 4 FT		Explosives	RDX	0.5	mg/kg	U	U	U	0.5	
WBG-237	WBG4129	10/22/2000	Grab	Subsurface soil	2 4 FT		Explosives	RDX	0.5	mg/kg	U	U	U	0.5	
WBG-242	WBG4146	10/22/2000	Grab	Subsurface soil	2 4 FT		Explosives	RDX	0.5	mg/kg	U	U	U	0.5	
WBG-247	WBG4163	10/22/2000	Grab	Subsurface soil	2 4 FT		Explosives	RDX	0.5	mg/kg	U	U	U	0.5	
WBG-257	WBG4197	10/30/2000	Grab	Subsurface soil	2 4 FT		Explosives	RDX	0.5	mg/kg	U	U	U	0.5	
WBGso-005	WB0765	4/25/1998	Grab	Subsurface soil	2 4 FT		Explosives	RDX	0.5	mg/kg	U	U	U	0.5	
WBGso-006	WB0764	4/25/1998	Grab	Subsurface soil	2 4 FT		Explosives	RDX	0.5	mg/kg	U	U	U	0.5	
WBGso-035	WB0763	4/25/1998	Grab	Subsurface soil	2 4 FT		Explosives	RDX	0.5	mg/kg	U	U	U	0.5	
WBGso-037	WB0761	4/25/1998	Grab	Subsurface soil	2 4 FT		Explosives	RDX	0.5	mg/kg	U	U	U	0.5	
WBGso-054	WB0753	5/5/1998	Grab	Subsurface soil	2 4 FT		Explosives	RDX	0.5	mg/kg	U	U	U	0.5	
WBGso-055	WB0754	4/24/1998	Grab	Subsurface soil	2 4 FT		Explosives	RDX	0.5	mg/kg	U	U	U	0.5	
WBGso-059	WB0760	4/25/1998	Grab	Subsurface soil	2 4 FT		Explosives	RDX	0.5	mg/kg	U	U	U	0.5	
WBGso-073	WB0752	4/24/1998	Grab	Subsurface soil	2 4 FT		Explosives	RDX	0.5	mg/kg	U	U	U	0.5	
WBGso-107	WB0766	4/28/1998	Grab	Subsurface soil	2 4 FT		Explosives	RDX	0.5	mg/kg	U	U	U	0.5	
WBGso-142	WB0772	4/28/1998	Grab	Subsurface soil	2 4 FT		Explosives	RDX	0.5	mg/kg	U	U	U	0.5	
WBGso-185	WB0762	4/25/1998	Grab	Subsurface soil	2 4 FT		Explosives	RDX	0.5	mg/kg	U	U	U	0.5	
WBGso-188	WB0918	5/6/1998	Grab	Subsurface soil	2 4 FT		Explosives	RDX	0.5	mg/kg	U	U	U	0.5	
WBGso-189	WB0919	5/6/1998	Grab	Subsurface soil	2 4 FT		Explosives	RDX	0.5	mg/kg	U	U	U	0.5	
WBGso-196	WB0943	5/8/1998	Grab	Subsurface soil	2 4 FT		Explosives	RDX	0.5	mg/kg	U	U	U	0.5	
WBG-203	WBG4020	10/22/2000	Grab	Subsurface soil	4 6 FT		Explosives	RDX	0.5	mg/kg	U	U	U	0.5	
WBG-210	WBG4043	10/30/2000	Grab	Subsurface soil	4 6 FT		Explosives	RDX	0.5	mg/kg	U	U	U	0.5	
WBG-232	WBG4113	10/22/2000	Grab	Subsurface soil	4 6 FT		Explosives	RDX	0.5	mg/kg	U	U	U	0.5	
WBG-237	WBG4130	10/22/2000	Grab	Subsurface soil	4 6 FT		Explosives	RDX	0.5	mg/kg	U	U	U	0.5	
WBG-242	WBG4147	10/22/2000	Grab	Subsurface soil	4 6 FT		Explosives	RDX	0.5	mg/kg	U	U	U	0.5	
WBG-257	WBG4198	10/30/2000	Grab	Subsurface soil	4 6 FT		Explosives	RDX	0.5	mg/kg	U	U	U	0.5	
WBGso-055	WB0755	4/24/1998	Grab	Subsurface soil	4 6 FT		Explosives	RDX	0.5	mg/kg	U	U	U	0.5	
WBGso-057	WB0757	4/24/1998	Grab	Subsurface soil	4 6 FT		Explosives	RDX	0.5	mg/kg	U	U	U	0.5	
WBGso-122	WB0767	4/28/1998	Grab	Subsurface soil	4 6 FT		Explosives	RDX	0.5	mg/kg	U	U	U	0.5	
WBG-203	WBG4021	10/22/2000	Grab	Subsurface soil	6 8 FT		Explosives	RDX	0.5	mg/kg	U	U	U	0.5	
WBG-210	WBG4044	10/30/2000	Grab	Subsurface soil	6 8 FT		Explosives	RDX	0.5	mg/kg	U	U	U	0.5	
WBG-227	WBG4097	10/22/2000	Grab	Subsurface soil	6 8 FT		Explosives	RDX	0.5	mg/kg	U	U	U	0.5	
WBG-232	WBG4114	10/22/2000	Grab	Subsurface soil	6 8 FT		Explosives	RDX	0.5	mg/kg	U	U	U	0.5	
WBG-237	WBG4131	10/22/2000	Grab	Subsurface soil	6 8 FT		Explosives	RDX	0.5	mg/kg	U	U	U	0.5	
WBG-242	WBG4148	10/22/2000	Grab	Subsurface soil	6 8 FT		Explosives	RDX	0.5	mg/kg	U	U	U	0.5	
WBG-257	WBG4199	10/30/2000	Grab	Subsurface soil	6 8 FT		Explosives	RDX	0.5	mg/kg	U	U	U	0.5	
WBG-203	WBG4022	10/22/2000	Grab	Subsurface soil	8 10 FT		Explosives	RDX	0.5	mg/kg	U	U	U	0.5	
WBG-210	WBG4045	10/30/2000	Grab	Subsurface soil	8 10 FT		Explosives	RDX	0.5	mg/kg	U	U	U	0.5	
WBG-227	WBG4098	10/22/2000	Grab	Subsurface soil	8 10 FT		Explosives	RDX	0.5	mg/kg	U	U	U	0.5	
WBG-232	WBG4115	10/22/2000	Grab	Subsurface soil	8 10 FT		Explosives	RDX	0.5	mg/kg	U	U	U	0.5	
WBG-237	WBG4132	10/22/2000	Grab	Subsurface soil	8 10 FT		Explosives	RDX	0.5	mg/kg	U	U	U	0.5	

Station	Sample ID	Date Collected	Sample Type	Media	Depth	Sample Comment	Analysis	Chemical	Results	Units	Lab Qual	Data Qual	Qual	Detection Limit	Validation Code
WBG-242	WBG4149	10/22/2000	Grab	Subsurface soil	8 10 FT		Explosives	RDX	0.5	mg/kg	U	U	U	0.5	
WBG-257	WBG4200	10/30/2000	Grab	Subsurface soil	8 9.1 FT		Explosives	RDX	0.5	mg/kg	U	U	U	0.5	
WBGso-057	WB0757	4/24/1998	Grab	Subsurface soil	4 6 FT		Explosives	Tetryl	0.24	mg/kg	J	J	J	0.65	
WBGso-141	WB0771	4/28/1998	Grab	Subsurface soil	4 6 FT		Explosives	Tetryl	0.15	mg/kg	J	J	J	0.65	
WBGso-186	WB0927	5/6/1998	Grab	Subsurface soil	4 6 FT		Explosives	Tetryl	0.13	mg/kg	J	J	J	0.65	
WBGso-073	WB0752	4/24/1998	Grab	Subsurface soil	2 4 FT		Explosives	Tetryl	0.093	mg/kg	J	J	J	0.65	
WBGso-069	WB0751	4/24/1998	Grab	Subsurface soil	4 5 FT		Explosives	Tetryl	0.077	mg/kg	J	J	J	0.65	
WBGso-178	WB0928	5/6/1998	Grab	Subsurface soil	2 4 FT		Explosives	Tetryl	0.06	mg/kg	J	J	J	0.65	
WBGso-185	WB0762	4/25/1998	Grab	Subsurface soil	2 4 FT		Explosives	Tetryl	0.054	mg/kg	J	J	J	0.65	
WBGso-186	WB0770	4/28/1998	Grab	Subsurface soil	2 4 FT		Explosives	Tetryl	32	mg/kg	U	U	U	32	
WBGso-069	WB0750	4/24/1998	Grab	Subsurface soil	2 4 FT		Explosives	Tetryl	13	mg/kg	U	U	U	13	
WBGso-168	WB0773	5/5/1998	Grab	Subsurface soil	2 4 FT		Explosives	Tetryl	6.5	mg/kg	U	U	U	6.5	
WBG-205	WBG4028	10/21/2000	Grab	Subsurface soil	4 6 FT		Explosives	Tetryl	2	mg/kg	U	U	U	2	
WBGso-062	WB0758	4/25/1998	Grab	Subsurface soil	2 4 FT		Explosives	Tetryl	1.3	mg/kg	U	U	U	1.3	
WBG-199	WBG4008	10/21/2000	Grab	Subsurface soil	4 6 FT		Explosives	Tetryl	1.3	mg/kg	U	U	U	1.3	
WBG-199	WBG4007	10/20/2000	Grab	Subsurface soil	2 4 FT		Explosives	Tetryl	0.65	mg/kg	U	U	U	0.65	
WBG-203	WBG4019	10/22/2000	Grab	Subsurface soil	2 4 FT		Explosives	Tetryl	0.65	mg/kg	U	U	U	0.65	
WBG-210	WBG4042	10/30/2000	Grab	Subsurface soil	2 4 FT		Explosives	Tetryl	0.65	mg/kg	U	U	U	0.65	
WBG-227	WBG4095	10/22/2000	Grab	Subsurface soil	2 4 FT		Explosives	Tetryl	0.65	mg/kg	U	U	U	0.65	
WBG-232	WBG4112	10/22/2000	Grab	Subsurface soil	2 4 FT		Explosives	Tetryl	0.65	mg/kg	U	U	U	0.65	
WBG-237	WBG4129	10/22/2000	Grab	Subsurface soil	2 4 FT		Explosives	Tetryl	0.65	mg/kg	U	U	U	0.65	
WBG-242	WBG4146	10/22/2000	Grab	Subsurface soil	2 4 FT		Explosives	Tetryl	0.65	mg/kg	U	U	U	0.65	
WBG-247	WBG4163	10/22/2000	Grab	Subsurface soil	2 4 FT		Explosives	Tetryl	0.65	mg/kg	U	U	U	0.65	
WBG-252	WBG4180	10/22/2000	Grab	Subsurface soil	2 4 FT		Explosives	Tetryl	0.65	mg/kg	U	U	U	0.65	
WBG-257	WBG4197	10/30/2000	Grab	Subsurface soil	2 4 FT		Explosives	Tetryl	0.65	mg/kg	U	U	U	0.65	
WBGso-005	WB0765	4/25/1998	Grab	Subsurface soil	2 4 FT		Explosives	Tetryl	0.65	mg/kg	U	U	U	0.65	
WBGso-006	WB0764	4/25/1998	Grab	Subsurface soil	2 4 FT		Explosives	Tetryl	0.65	mg/kg	U	U	U	0.65	
WBGso-035	WB0763	4/25/1998	Grab	Subsurface soil	2 4 FT		Explosives	Tetryl	0.65	mg/kg	U	U	U	0.65	
WBGso-037	WB0761	4/25/1998	Grab	Subsurface soil	2 4 FT		Explosives	Tetryl	0.65	mg/kg	U	U	U	0.65	
WBGso-054	WB0753	5/5/1998	Grab	Subsurface soil	2 4 FT		Explosives	Tetryl	0.65	mg/kg	U	U	U	0.65	
WBGso-055	WB0754	4/24/1998	Grab	Subsurface soil	2 4 FT		Explosives	Tetryl	0.65	mg/kg	U	U	U	0.65	
WBGso-057	WB0756	4/24/1998	Grab	Subsurface soil	2 4 FT		Explosives	Tetryl	0.65	mg/kg	U	U	U	0.65	
WBGso-059	WB0760	4/25/1998	Grab	Subsurface soil	2 4 FT		Explosives	Tetryl	0.65	mg/kg	U	U	U	0.65	
WBGso-070	WB0748	4/24/1998	Grab	Subsurface soil	2 4 FT		Explosives	Tetryl	0.65	mg/kg	U	U	U	0.65	
WBGso-107	WB0766	4/28/1998	Grab	Subsurface soil	2 4 FT		Explosives	Tetryl	0.65	mg/kg	U	U	U	0.65	
WBGso-142	WB0772	4/28/1998	Grab	Subsurface soil	2 4 FT		Explosives	Tetryl	0.65	mg/kg	U	U	U	0.65	
WBGso-187	WB0940	5/8/1998	Grab	Subsurface soil	2 4 FT		Explosives	Tetryl	0.65	mg/kg	U	U	U	0.65	
WBGso-188	WB0918	5/6/1998	Grab	Subsurface soil	2 4 FT		Explosives	Tetryl	0.65	mg/kg	U	U	U	0.65	
WBGso-189	WB0919	5/6/1998	Grab	Subsurface soil	2 4 FT		Explosives	Tetryl	0.65	mg/kg	U	U	U	0.65	
WBGso-196	WB0943	5/8/1998	Grab	Subsurface soil	2 4 FT		Explosives	Tetryl	0.65	mg/kg	U	U	U	0.65	
WBG-203	WBG4020	10/22/2000	Grab	Subsurface soil	4 6 FT		Explosives	Tetryl	0.65	mg/kg	U	U	U	0.65	
WBG-210	WBG4043	10/30/2000	Grab	Subsurface soil	4 6 FT		Explosives	Tetryl	0.65	mg/kg	U	U	U	0.65	
WBG-219	WBG4072	10/25/2000	Grab	Subsurface soil	4 6 FT		Explosives	Tetryl	0.65	mg/kg	U	U	U	0.65	
WBG-227	WBG4096	10/22/2000	Grab	Subsurface soil	4 6 FT		Explosives	Tetryl	0.65	mg/kg	U	U	U	0.65	
WBG-232	WBG4113	10/22/2000	Grab	Subsurface soil	4 6 FT		Explosives	Tetryl	0.65	mg/kg	U	U	U	0.65	
WBG-237	WBG4130	10/22/2000	Grab	Subsurface soil	4 6 FT		Explosives	Tetryl	0.65	mg/kg	U	U	U	0.65	
WBG-242	WBG4147	10/22/2000	Grab	Subsurface soil	4 6 FT		Explosives	Tetryl	0.65	mg/kg	U	U	U	0.65	
WBG-252	WBG4181	10/22/2000	Grab	Subsurface soil	4 6 FT		Explosives	Tetryl	0.65	mg/kg	U	U	U	0.65	
WBG-257	WBG4198	10/30/2000	Grab	Subsurface soil	4 6 FT		Explosives	Tetryl	0.65	mg/kg	U	U	U	0.65	
WBGso-055	WB0755	4/24/1998	Grab	Subsurface soil	4 6 FT		Explosives	Tetryl	0.65	mg/kg	U	U	U	0.65	
WBGso-062	WB0759	4/25/1998	Grab	Subsurface soil	4 6 FT		Explosives	Tetryl	0.65	mg/kg	U	U	U	0.65	
WBGso-122	WB0767	4/28/1998	Grab	Subsurface soil	4 6 FT		Explosives	Tetryl	0.65	mg/kg	U	U	U	0.65	
WBGso-140	WB0769	4/28/1998	Grab	Subsurface soil	4 6 FT		Explosives	Tetryl	0.65	mg/kg	U	U	U	0.65	
WBG-203	WBG4021	10/22/2000	Grab	Subsurface soil	6 8 FT		Explosives	Tetryl	0.65	mg/kg	U	U	U	0.65	
WBG-210	WBG4044	10/30/2000	Grab	Subsurface soil	6 8 FT		Explosives	Tetryl	0.65	mg/kg	U	U	U	0.65	
WBG-227	WBG4097	10/22/2000	Grab	Subsurface soil	6 8 FT		Explosives	Tetryl	0.65	mg/kg	U	U	U	0.65	
WBG-232	WBG4114	10/22/2000	Grab	Subsurface soil	6 8 FT		Explosives	Tetryl	0.65	mg/kg	U	U	U	0.65	
WBG-237	WBG4131	10/22/2000	Grab	Subsurface soil	6 8 FT		Explosives	Tetryl	0.65	mg/kg	U	U	U	0.65	
WBG-242	WBG4148	10/22/2000	Grab	Subsurface soil	6 8 FT		Explosives	Tetryl	0.65	mg/kg	U	U	U	0.65	
WBG-252	WBG4182	10/22/2000	Grab	Subsurface soil	6 8 FT		Explosives	Tetryl	0.65	mg/kg	U	U	U	0.65	
WBG-257	WBG4199	10/30/2000	Grab	Subsurface soil	6 8 FT		Explosives	Tetryl	0.65	mg/kg	U	U	U	0.65	
WBG-203	WBG4022	10/22/2000	Grab	Subsurface soil	8 10 FT		Explosives	Tetryl	0.65	mg/kg	U	U	U	0.65	
WBG-210	WBG4045	10/30/2000	Grab	Subsurface soil	8 10 FT		Explosives	Tetryl	0.65	mg/kg	U	U	U	0.65	
WBG-227	WBG4098	10/22/2000	Grab	Subsurface soil	8 10 FT		Explosives	Tetryl	0.65	mg/kg	U	U	U	0.65	
WBG-232	WBG4115	10/22/2000	Grab	Subsurface soil	8 10 FT		Explosives	Tetryl	0.65	mg/kg	U	U	U	0.65	
WBG-237	WBG4132	10/22/2000	Grab	Subsurface soil	8 10 FT		Explosives	Tetryl	0.65	mg/kg	U	U	U	0.65	
WBG-242	WBG4149	10/22/2000	Grab	Subsurface soil	8 10 FT		Explosives	Tetryl	0.65	mg/kg	U	U	U	0.65	
WBG-252	WBG4183	10/22/2000	Grab	Subsurface soil	8 10 FT		Explosives	Tetryl	0.65	mg/kg	U	U	U	0.65	
WBG-257	WBG4200	10/30/2000	Grab	Subsurface soil	8 9.1 FT		Explosives	Tetryl	0.65	mg/kg	U	U	U	0.65	
WBGso-070	WB0749	4/24/1998	Grab	Subsurface soil	4 6 FT		Explosives	Tetryl	0.65	mg/kg	U	UJ	UJ	0.65	G01

Station	Sample ID	Date Collected	Sample Type	Media	Depth	Sample Comment	Analysis	Chemical	Results	Units	Lab Qual	Data Qual	Qual	Detection Limit	Validation Code
WBGss-173	WB0885	4/26/1998	Grab	Surface Soil	0 1 FT	ARCHIVED	Inorganics	Aluminum	50100	mg/kg		=	=	23.9	
WBGss-032	WBGSS-032-0489-SO	8/7/1996	Grab Composite	Surface Soil	0 0.5 FT	North of Pad #37.	Inorganics	Aluminum	30400	mg/kg	*	=	=	1.2	
WBGss-146	WB0735	4/23/1998	Grab Composite	Surface Soil	0 1 FT		Inorganics	Aluminum	28500	mg/kg		=	=	22.5	
WBGss-106	WB0695	4/23/1998	Grab Composite	Surface Soil	0 1 FT		Inorganics	Aluminum	22500	mg/kg		=	=	24.3	
WBGss-035	WBGSS-035-0492-SO	8/6/1996	Grab Composite	Surface Soil	0 2 FT		Inorganics	Aluminum	22200	mg/kg	*	=	=	1.1	
WBGss-077	WBGSS-077-0542-SO	8/13/1996	Grab Composite	Surface Soil	0 0.8 FT	Note: Moved to PAD-32.	Inorganics	Aluminum	20500	mg/kg		=	=	1.2	
WBGss-145	WB0734	4/23/1998	Grab Composite	Surface Soil	0 1 FT		Inorganics	Aluminum	20400	mg/kg		=	=	26.5	
WBGss-110	WB0699	4/23/1998	Grab Composite	Surface Soil	0 1 FT		Inorganics	Aluminum	20300	mg/kg		=	=	25.2	
WBGss-174	WB0886	4/26/1998	Grab	Surface Soil	0 1 FT	ARCHIVED	Inorganics	Aluminum	20100	mg/kg		=	=	25.3	
WBGss-359	WB3027	8/9/2000	Grab	Soil	0 1 NA	Pad 59, Plot 108	Inorganics	Aluminum	20000	mg/kg		=	=	23.3	
WBGss-313	WB1006	8/8/2000	Grab	Soil	0 1 NA	Pad 37, Plot 236	Inorganics	Aluminum	18800	mg/kg		=	=	24.7	
WBGss-147	WB0736	4/23/1998	Grab Composite	Surface Soil	0 1 FT		Inorganics	Aluminum	18700	mg/kg		=	=	25.2	
WBG-246	WBG4159	10/23/2000	Grab	Surface Soil	0 1 FT		Inorganics	Aluminum	18100	mg/kg		=	=	24.7	
WBGss-122	WB0711	4/22/1998	Grab Composite	Surface Soil	0 1 FT		Inorganics	Aluminum	17800	mg/kg		=	=	25.6	
WBGss-116	WB0705	4/23/1998	Grab Composite	Surface Soil	0 1 FT		Inorganics	Aluminum	17700	mg/kg		=	=	28.3	
WBG-275	WBG4230	10/24/2000	Grab	Surface Soil	0 1 FT		Inorganics	Aluminum	17600	mg/kg		=	=	25.2	
WBGss-362	WB3025	8/9/2000	Grab	Soil	0 1 NA	Pad 59, Plot 140	Inorganics	Aluminum	17600	mg/kg		=	=	23.5	
WBGss-067	WBGSS-067-0529-SO	8/9/1996	Grab Composite	Surface Soil	0 2 FT		Inorganics	Aluminum	17500	mg/kg		=	=	1.3	
WBGss-022	WBGSS-022-0479-SO	8/5/1996	Grab Composite	Surface Soil	0 2 FT		Inorganics	Aluminum	17400	mg/kg		=	=	1.3	
WBGss-314	WB1007	8/8/2000	Grab	Soil	0 1 NA	Pad 37, Plot 265	Inorganics	Aluminum	17000	mg/kg		=	=	22.8	
WBGss-031	WBGSS-031-0488-SO	8/7/1996	Grab Composite	Surface Soil	0 2 FT	West of pad #37	Inorganics	Aluminum	16900	mg/kg		=	=	1.1	
WBGss-118	WB0707	4/22/1998	Grab Composite	Surface Soil	0 1 FT		Inorganics	Aluminum	16600	mg/kg		=	=	27.9	
WBG-214	WBG4055	10/18/2000	Grab	Surface Soil	0 1 FT		Inorganics	Aluminum	16500	mg/kg		=	=	26.5	
WBGss-388	WB2017	8/8/2000	Grab	Soil	0 1 NA	Pad 66, Plot 226	Inorganics	Aluminum	16500	mg/kg		=	=	23.8	
WBG-207	WBG4032	10/18/2000	Grab	Surface Soil	0 1 FT		Inorganics	Aluminum	16400	mg/kg		=	=	25.5	
WBG-199	WBG4006	10/17/2000	Grab	Surface Soil	0 1 FT		Inorganics	Aluminum	16100	mg/kg		=	=	25.9	
WBG-206	WBG4029	10/18/2000	Grab	Surface Soil	0 1 FT		Inorganics	Aluminum	16000	mg/kg		=	=	23.6	
WBG-215	WBG4058	10/18/2000	Grab	Surface Soil	0 1 FT		Inorganics	Aluminum	16000	mg/kg		=	=	26.2	
WBGss-299	WB1009	8/8/2000	Grab	Soil	0 1 NA	Pad 37, Plot 11	Inorganics	Aluminum	15900	mg/kg		=	=	23.4	
WBG-245	WBG4156	10/23/2000	Grab	Surface Soil	0 1 FT		Inorganics	Aluminum	15800	mg/kg		=	=	24.8	
WBGss-140	WB0729	4/22/1998	Grab Composite	Surface Soil	0 1 FT		Inorganics	Aluminum	15800	mg/kg		=	=	27.8	
WBGss-308	WB1008	8/8/2000	Grab	Soil	0 1 NA	Pad 37, Plot 130	Inorganics	Aluminum	15700	mg/kg		=	=	23.7	
WBGss-325	WB1004	8/8/2000	Grab	Soil	0 1 NA	Pad 38, Plot 135	Inorganics	Aluminum	15700	mg/kg		=	=	22.6	
WBGss-334	WB1005	8/8/2000	Grab	Soil	0 1 NA	Pad 38, Plot 295	Inorganics	Aluminum	15400	mg/kg		=	=	23.9	
WBGss-142	WB0731	4/22/1998	Grab Composite	Surface Soil	0 1 FT		Inorganics	Aluminum	15400	mg/kg		=	=	25.5	
WBGss-144	WB0733	4/23/1998	Grab Composite	Surface Soil	0 1 FT		Inorganics	Aluminum	15400	mg/kg		=	=	27.1	
WBGss-034	WBGSS-034-0491-SO	8/6/1996	Grab Composite	Surface Soil	0 2 FT		Inorganics	Aluminum	15300	mg/kg	*	=	=	1.1	
WBGss-053	WBGSS-053-0513-SO	8/13/1996	Grab Composite	Surface Soil	0 2 FT	Relocated to PAD-43 (PAD-57 couldn't be located.)	Inorganics	Aluminum	15200	mg/kg	*	=	=	1.3	
WBGss-131	WB0720	4/21/1998	Grab Composite	Surface Soil	0 1 FT		Inorganics	Aluminum	15200	mg/kg		=	=	24.5	
WBG-234	WBG4119	10/19/2000	Grab	Surface Soil	0 1 FT		Inorganics	Aluminum	15100	mg/kg		=	=	23.4	
WBG-235	WBG4122	10/19/2000	Grab	Surface Soil	0 1 FT		Inorganics	Aluminum	15100	mg/kg		=	=	24.3	
WBGss-026	WBGSS-026-0483-SO	8/6/1996	Grab Composite	Surface Soil	0 1.3 FT		Inorganics	Aluminum	14900	mg/kg	*	=	=	1.2	
WBGss-175	WB0887	5/4/1998	Grab Composite	Surface Soil	0 1 FT		Inorganics	Aluminum	14900	mg/kg		=	=	27.1	
WBGss-069	WBGSS-069-0533-SO	8/9/1996	Grab Composite	Surface Soil	0 2 FT		Inorganics	Aluminum	14800	mg/kg		=	=	1.4	
WBG-250	WBG4173	10/23/2000	Grab	Surface Soil	0 1 FT		Inorganics	Aluminum	14700	mg/kg		=	=	24.8	
WBG-251	WBG4176	10/23/2000	Grab	Surface Soil	0 1 FT		Inorganics	Aluminum	14700	mg/kg		=	=	25.8	
WBG-278	WBG4233	10/24/2000	Grab	Surface Soil	0 1 FT		Inorganics	Aluminum	14700	mg/kg		=	=	26.1	
WBGss-169	WB0884	4/26/1998	Grab	Surface Soil	0 1 FT		Inorganics	Aluminum	14700	mg/kg		=	=	24.1	
WBGss-049	WBGSS-049-0507-SO	8/7/1996	Grab Composite	Surface Soil	0 2 FT		Inorganics	Aluminum	14600	mg/kg		=	=	1.4	
WBGss-107	WB0696	4/23/1998	Grab Composite	Surface Soil	0 1 FT		Inorganics	Aluminum	14600	mg/kg		=	=	23.8	
WBG-204	WBG4023	10/18/2000	Grab	Surface Soil	0 1 FT		Inorganics	Aluminum	14500	mg/kg		=	=	24.4	
WBG-267	WBG4222	10/24/2000	Grab	Surface Soil	0 1 FT		Inorganics	Aluminum	14300	mg/kg		=	=	24.7	
WBGss-063	WBGSS-063-0525-SO	8/7/1996	Grab Composite	Surface Soil	0 2 FT		Inorganics	Aluminum	14300	mg/kg		=	=	1.3	
WBG-274	WBG4229	10/24/2000	Grab	Surface Soil	0 1 FT		Inorganics	Aluminum	14200	mg/kg		=	=	25.3	
WBG-209	WBG4038	10/18/2000	Grab	Surface Soil	0 1 FT		Inorganics	Aluminum	14100	mg/kg		=	=	26.8	
WBGss-189	WB0914	5/6/1998	Grab	Surface Soil	0 1 FT		Inorganics	Aluminum	14000	mg/kg		=	=	24.2	
WBGss-012	WBGSS-012-0467-SO	8/5/1996	Grab Composite	Surface Soil	0 2 FT		Inorganics	Aluminum	14000	mg/kg		=	=	1.3	
WBGss-171	WB0882	5/4/1998	Grab Composite	Surface Soil	0 1 FT		Inorganics	Aluminum	14000	mg/kg		=	=	24.5	
WBG-247	WBG4162	10/22/2000	Grab	Surface Soil	0 1 FT		Inorganics	Aluminum	13900	mg/kg		=	=	25.1	
WBGss-324	WB1002	8/8/2000	Grab	Soil	0 1 NA	Pad 38, Plot 126	Inorganics	Aluminum	13900	mg/kg		=	=	23.3	
WBG-266	WBG4221	10/30/2000	Grab	Surface Soil	0 1 FT		Inorganics	Aluminum	13800	mg/kg		=	=	25.6	
WBGss-326	WB1001	8/8/2000	Grab	Soil	0 1 NA	Pad 38, Plot 154	Inorganics	Aluminum	13800	mg/kg		=	=	23	
WBG-258	WBG4201	11/1/2000	Grab	Surface Soil	0 1 FT		Inorganics	Aluminum	13700	mg/kg		=	=	24.8	
WBGss-389	WB2016	8/8/2000	Grab	Soil	0 1 NA	Pad 66, Plot 242	Inorganics	Aluminum	13700	mg/kg		=	=	22.7	
WBGss-390	WB2018	8/8/2000	Grab	Soil	0 1 NA	Pad 66, Plot 243	Inorganics	Aluminum	13700	mg/kg		=	=	23.8	
WBGss-120	WB0709	4/22/1998	Grab Composite	Surface Soil	0 1 FT		Inorganics	Aluminum	13600	mg/kg		=	=	26.4	
WBG-210	WBG4041	10/30/2000	Grab	Surface Soil	0 1 FT		Inorganics	Aluminum	13500	mg/kg		=	=	23.5	
WBG-264	WBG4219	10/30/2000	Grab	Surface Soil	0 1 FT		Inorganics	Aluminum	13500	mg/kg		=	=	25.6	
WBGss-188	WB0913	5/6/1998	Grab	Surface Soil	0 1 FT		Inorganics	Aluminum	13500	mg/kg		=	=	25.5	
WBGss-039	WBGSS-039-0496-SO	7/31/1996	Grab Composite	Surface Soil	0 2 FT	Logbook 40-2	Inorganics	Aluminum	13500	mg/kg		=	=	1.1	
WBGss-064	WBGSS-064-0526-SO	8/7/1996	Grab Composite	Surface Soil	0 2 FT		Inorganics	Aluminum	13500	mg/kg		=	=	1.3	
WBG-200	WBG4009	10/17/2000	Grab	Surface Soil	0 1 FT		Inorganics	Aluminum	13400	mg/kg		=	=	24.8	
WBGss-322	WB1003	8/8/2000	Grab	Soil	0 1 NA	Pad 38, Plot 30	Inorganics	Aluminum	13400	mg/kg		=	=	23.4	
WBGss-352	WB3021	8/9/2000	Grab	Soil	0 1 NA	Pad 58, Plot 234/235	Inorganics	Aluminum	13400	mg/kg		=	=	22.8	
WBG-260	WBG4207	10/23/2000	Grab	Surface Soil	0 1 FT		Inorganics	Aluminum	13300	mg/kg		=	=	23	
WBGss-150	WB0739	4/23/1998	Grab Composite	Surface Soil	0 1 FT		Inorganics	Aluminum	13300	mg/kg		=	=	24.3	
WBGss-132	WB0721	4/21/1998	Grab Composite	Surface Soil	0 1 FT		Inorganics	Aluminum	13200	mg/kg		=	=	27.9	
WBGss-136	WB0725	4/22/1998	Grab Composite	Surface Soil	0 1 FT		Inorganics	Aluminum	13200	mg/kg		=	=	26.6	
WBG-213	WBG4052	10/18/2000	Grab	Surface Soil	0 1 FT		Inorganics	Aluminum	13100	mg/kg		=	=	25.1	
WBGss-027	WBGSS-027-0484-SO	8/6/1996	Grab Composite	Surface Soil	0 0.5 FT		Inorganics	Aluminum	13100	mg/kg	*	=	=	1.2	
WBGss-346	WB3022	8/9/2000	Grab	Soil	0 1 NA	Pad 58, Plot 156	Inorganics	Aluminum	13000	mg/kg		=	=	22.9	
WBG-269	WBG4224	10/24/2000	Grab	Surface Soil	0 1 FT		Inorganics	Aluminum	12900	mg/kg		=	=	25.4	
WBG-283	WBG4238	10/31/2000	Grab	Surface Soil	0 1 FT		Inorganics	Aluminum	12900	mg/kg		=	=	25	
WBGss-371	WB3026	8/9/2000	Grab	Soil	0 1 NA	Pad 59, Plot 253	Inorganics	Aluminum	12900	mg/kg		=	=	23.8	
WBGss-068	WBGSS-068-0532-SO	8/9/1996	Grab Composite	Surface Soil	0 2 FT		Inorganics	Aluminum	12900	mg/kg		=	=	1.3	
WBGss-128	WB0717	4/22/1998	Grab Composite	Surface Soil	0 1 FT		Inorganics	Aluminum	12900	mg/kg		=	=	23.8	
WBGss-134	WB0723	4/21/1998	Grab Composite	Surface Soil	0 1 FT		Inorganics	Aluminum	12900	mg/kg		=	=	24.4	
WBG-203	WBG4018	10/22/2000	Grab	Surface Soil	0 1 FT		Inorganics	Aluminum	12800	mg/kg		=	=	23.2	
WBGss-028	WBGSS-028-0485-SO	8/7/1996	Grab Composite	Surface Soil	0 2 FT		Inorganics	Aluminum	12800	mg/kg	*	=	=	1.3	
WBGss-047	WBGSS-047-0505-SO	8/7/1996	Grab Composite	Surface Soil	0 2 FT		Inorganics	Aluminum	12800	mg/kg		=	=	1.3	
WBGss-109	WB0698	4/23/1998	Grab Composite	Surface Soil	0 1 FT		Inorganics	Aluminum	12800	mg/kg		=	=	26.6	
WBGss-135	WB0724	4/21/1998	Grab Composite	Surface Soil	0 1 FT		Inorganics	Aluminum	12800	mg/kg		=	=	23.3	
WBGss-137	WB0726	4/22/1998	Grab Composite	Surface Soil	0 1 FT		Inorganics	Aluminum	12800	mg/kg		=	=	27	

Station	Sample ID	Date Collected	Sample Type	Media	Depth	Sample Comment	Analysis	Chemical	Results	Units	Lab Qual	Data Qual	Qual	Detection Limit	Validation Code
WBGss-179	WB0891	5/4/1998	Grab Composite	Surface Soil	0 1 FT		Inorganics	Aluminum	12800	mg/kg		=	=	26	
WBG-208	WBG4035	10/18/2000	Grab	Surface Soil	0 1 FT		Inorganics	Aluminum	12700	mg/kg		=	=	24.6	
WBGss-061	WBGSS-061-0523-SO	8/8/1996	Grab Composite	Surface Soil	0 2 FT		Inorganics	Aluminum	12700	mg/kg		=	=	1.3	
WBGss-172	WB0883	5/4/1998	Grab Composite	Surface Soil	0 1 FT		Inorganics	Aluminum	12700	mg/kg		=	=	23.9	
WBGss-045	WBGSS-045-0503-SO	8/7/1996	Grab Composite	Surface Soil	0 1 FT	Refusal due to large cobble at 1.0 ft.	Inorganics	Aluminum	12600	mg/kg	*	=	=	1.2	
WBGss-101	WB0690	4/23/1998	Grab Composite	Surface Soil	0 1 FT		Inorganics	Aluminum	12600	mg/kg		=	=	25.3	
WBGss-105	WB0694	4/23/1998	Grab Composite	Surface Soil	0 1 FT		Inorganics	Aluminum	12600	mg/kg		=	=	25.4	
WBG-282	WBG4237	10/31/2000	Grab	Surface Soil	0 1 FT		Inorganics	Aluminum	12500	mg/kg		=	=	24.9	
WBGss-347	WB3023	8/9/2000	Grab	Soil	0 1 NA	Pad 58, Plot 158	Inorganics	Aluminum	12500	mg/kg		=	=	23.2	
WBGss-021	WBGSS-021-0478-SO	8/5/1996	Grab Composite	Surface Soil	0 2 FT	Volatile samples collected at 1.5 ft bgs.	Inorganics	Aluminum	12500	mg/kg		=	=	1.1	
WBGss-054	WBGSS-054-0514-SO	8/8/1996	Grab Composite	Surface Soil	0 0.5 FT		Inorganics	Aluminum	12500	mg/kg		=	=	1.2	
WBGss-129	WB0718	4/22/1998	Grab Composite	Surface Soil	0 1 FT		Inorganics	Aluminum	12500	mg/kg		=	=	25.8	
WBGss-040	WBGSS-040-0497-SO	7/31/1996	Grab Composite	Surface Soil	0 2 FT		Inorganics	Aluminum	12400	mg/kg		=	=	1.1	
WBGss-046	WBGSS-046-0504-SO	8/7/1996	Grab Composite	Surface Soil	0 2 FT		Inorganics	Aluminum	12400	mg/kg		=	=	1.2	
WBGss-149	WB0738	4/23/1998	Grab Composite	Surface Soil	0 1 FT		Inorganics	Aluminum	12400	mg/kg		=	=	24.9	
WBGss-187	WB0912	5/6/1998	Grab	Surface Soil	0 1 FT		Inorganics	Aluminum	12300	mg/kg		=	=	25.5	
WBGss-024	WBGSS-024-0481-SO	8/5/1996	Grab Composite	Surface Soil	0 2 FT		Inorganics	Aluminum	12300	mg/kg		=	=	1.4	
WBGss-029	WBGSS-029-0486-SO	8/7/1996	Grab Composite	Surface Soil	0 2 FT		Inorganics	Aluminum	12300	mg/kg	*	=	=	1.3	
WBGss-030	WBGSS-030-0487-SO	8/7/1996	Grab Composite	Surface Soil	0 1.5 FT	South of Burn area, Pad #37.	Inorganics	Aluminum	12300	mg/kg	*	=	=	1.2	
WBG-253	WBG4184	10/17/2000	Grab	Surface Soil	0 1 FT		Inorganics	Aluminum	12100	mg/kg		=	=	23.7	
WBG-287	WBG4242	10/31/2000	Grab	Surface Soil	0 1 FT		Inorganics	Aluminum	12000	mg/kg		=	=	26	
WBGss-108	WB0697	4/23/1998	Grab Composite	Surface Soil	0 1 FT		Inorganics	Aluminum	12000	mg/kg		=	=	25.1	
WBGss-130	WB0719	4/22/1998	Grab Composite	Surface Soil	0 1 FT		Inorganics	Aluminum	11900	mg/kg		=	=	24.6	
WBG-296	WBG4315	11/2/2000	Grab	Surface Soil	0 1 FT		Inorganics	Aluminum	11800	mg/kg		=	=	24.7	
WBGss-015	WBGSS-015-0470-SO	8/5/1996	Grab Composite	Surface Soil	0 2 FT		Inorganics	Aluminum	11800	mg/kg		=	=	1.3	
WBGss-148	WB0737	4/23/1998	Grab Composite	Surface Soil	0 1 FT		Inorganics	Aluminum	11800	mg/kg		=	=	24.7	
WBG-265	WBG4220	10/30/2000	Grab	Surface Soil	0 1 FT		Inorganics	Aluminum	11700	mg/kg		=	=	24.5	
WBGss-115	WB0704	4/23/1998	Grab Composite	Surface Soil	0 1 FT		Inorganics	Aluminum	11700	mg/kg		=	=	24.4	
WBGss-178	WB0890	5/4/1998	Grab Composite	Surface Soil	0 1 FT		Inorganics	Aluminum	11700	mg/kg		=	=	27.2	
WBG-256	WBG4193	10/17/2000	Grab	Surface Soil	0 1 FT		Inorganics	Aluminum	11600	mg/kg		=	=	24.4	
WBGss-050	WBGSS-050-0508-SO	8/7/1996	Grab Composite	Surface Soil	0 1 FT	Refusal at 1.0 ft bgs. due to cobble/gravel.	Inorganics	Aluminum	11600	mg/kg		=	=	1.3	
WBGss-055	WBGSS-055-0515-SO	8/8/1996	Grab Composite	Surface Soil	0 2 FT		Inorganics	Aluminum	11600	mg/kg		=	=	1.2	
WBG-232	WBG4111	10/22/2000	Grab	Surface Soil	0 1 FT		Inorganics	Aluminum	11500	mg/kg		=	=	23.1	
WBGss-017	WBGSS-017-0472-SO	8/6/1996	Grab Composite	Surface Soil	0 2 FT		Inorganics	Aluminum	11500	mg/kg	*	=	=	1.1	
WBGss-133	WB0722	4/21/1998	Grab Composite	Surface Soil	0 1 FT		Inorganics	Aluminum	11500	mg/kg		=	=	26.6	
WBGss-141	WB0730	4/22/1998	Grab Composite	Surface Soil	0 1 FT		Inorganics	Aluminum	11500	mg/kg		=	=	26.6	
WBGss-143	WB0732	4/22/1998	Grab Composite	Surface Soil	0 1 FT		Inorganics	Aluminum	11500	mg/kg		=	=	22.8	
WBG-292	WBG4247	10/31/2000	Grab	Surface Soil	0 1 FT		Inorganics	Aluminum	11400	mg/kg		=	=	26.7	
WBGss-011	WBGSS-011-0466-SO	8/5/1996	Grab Composite	Surface Soil	0 2 FT		Inorganics	Aluminum	11400	mg/kg		=	=	1.3	
WBGss-020	WBGSS-020-0477-SO	8/5/1996	Grab Composite	Surface Soil	0 2 FT		Inorganics	Aluminum	11400	mg/kg		=	=	1.2	
WBGss-048	WBGSS-048-0506-SO	8/7/1996	Grab Composite	Surface Soil	0 2 FT		Inorganics	Aluminum	11300	mg/kg		=	=	1.2	
WBGss-058	WBGSS-058-0520-SO	8/7/1996	Grab Composite	Surface Soil	0 1.4 FT	Refusal at 1.4 feet.	Inorganics	Aluminum	11300	mg/kg		=	=	1.3	
WBGss-065	WBGSS-065-0527-SO	8/9/1996	Grab Composite	Surface Soil	0 2 FT		Inorganics	Aluminum	11300	mg/kg		=	=	1.3	
WBG-288	WBG4243	10/31/2000	Grab	Surface Soil	0 1 FT		Inorganics	Aluminum	11200	mg/kg		=	=	26.2	
WBGss-168	WB0768	4/29/1998	Grab	Surface Soil	0 1 FT		Inorganics	Aluminum	11200	mg/kg		=	=	24.8	
WBGss-344	WB3020	8/9/2000	Grab	Soil	0 1 NA	Pad 58, Plot 104	Inorganics	Aluminum	11200	mg/kg		=	=	23.1	
WBGss-353	WB3024	8/9/2000	Grab	Soil	0 1 NA	Pad 58, Plot 251	Inorganics	Aluminum	11200	mg/kg		=	=	22.9	
WBG-281	WBG4236	10/24/2000	Grab	Surface Soil	0 1 FT		Inorganics	Aluminum	11000	mg/kg		=	=	24	
WBGss-098	WBGSS-098-0565-SO	8/14/1996	Grab Composite	Surface Soil	0 2 FT		Inorganics	Aluminum	11000	mg/kg		=	=	1.3	
WBG-297	WBG4316	11/2/2000	Grab	Surface Soil	0 1 FT		Inorganics	Aluminum	10900	mg/kg		=	=	24.7	
WBGss-112	WB0701	4/23/1998	Grab Composite	Surface Soil	0 1 FT		Inorganics	Aluminum	10900	mg/kg		=	=	24.9	
WBGss-119	WB0708	4/22/1998	Grab Composite	Surface Soil	0 1 FT		Inorganics	Aluminum	10800	mg/kg		=	=	25	
WBGss-033	WBGSS-033-0490-SO	8/6/1996	Grab Composite	Surface Soil	0 2 FT	East end of pad #37	Inorganics	Aluminum	10700	mg/kg	*	=	=	1.1	
WBGss-139	WB0728	4/22/1998	Grab Composite	Surface Soil	0 1 FT		Inorganics	Aluminum	10700	mg/kg		=	=	26.4	
WBG-201	WBG4012	10/17/2000	Grab	Surface Soil	0 1 FT		Inorganics	Aluminum	10600	mg/kg		=	=	24.4	
WBGss-002	WBGSS-002-0457-SO	7/31/1996	Grab Composite	Surface Soil	0 2 FT		Inorganics	Aluminum	10600	mg/kg		=	=	1.3	
WBGss-025	WBGSS-025-0482-SO	8/5/1996	Grab Composite	Surface Soil	0 0.5 FT	Refusal @ .5 bgs. Due to gravel in hole.	Inorganics	Aluminum	10600	mg/kg		=	=	1.2	
WBGss-111	WB0700	4/23/1998	Grab Composite	Surface Soil	0 1 FT		Inorganics	Aluminum	10600	mg/kg		=	=	23.8	
WBG-261	WBG4210	10/23/2000	Grab	Surface Soil	0 1 FT		Inorganics	Aluminum	10500	mg/kg		=	=	24.9	
WBG-279	WBG4234	10/31/2000	Grab	Surface Soil	0 1 FT		Inorganics	Aluminum	10500	mg/kg		=	=	25.3	
WBGss-070	WBGSS-070-0534-SO	8/9/1996	Grab Composite	Surface Soil	0 2 FT		Inorganics	Aluminum	10500	mg/kg		=	=	1.3	
WBGss-006	WBGSS-006-0461-SO	7/30/1996	Grab Composite	Surface Soil	0 2 FT		Inorganics	Aluminum	10400	mg/kg		=	=	1.3	
WBGss-013	WBGSS-013-0468-SO	8/5/1996	Grab Composite	Surface Soil	0 2 FT		Inorganics	Aluminum	10400	mg/kg		=	=	1.3	
WBGss-104	WB0693	4/23/1998	Grab Composite	Surface Soil	0 1 FT		Inorganics	Aluminum	10400	mg/kg		=	=	24.3	
WBG-290	WBG4245	10/31/2000	Grab	Surface Soil	0 1 FT		Inorganics	Aluminum	10300	mg/kg		=	=	25.4	
WBGss-016	WBGSS-016-0471-SO	8/6/1996	Grab Composite	Surface Soil	0 2 FT		Inorganics	Aluminum	10300	mg/kg	*	=	=	1.2	
WBGss-060	WBGSS-060-0522-SO	8/8/1996	Grab Composite	Surface Soil	0 2 FT		Inorganics	Aluminum	10300	mg/kg		=	=	1.3	
WBGss-114	WB0703	4/23/1998	Grab Composite	Surface Soil	0 1 FT		Inorganics	Aluminum	10300	mg/kg		=	=	24.2	
WBG-255	WBG4190	10/17/2000	Grab	Surface Soil	0 1 FT		Inorganics	Aluminum	10200	mg/kg		=	=	23.8	
WBG-277	WBG4232	10/24/2000	Grab	Surface Soil	0 1 FT		Inorganics	Aluminum	10200	mg/kg		=	=	25.1	
WBG-284	WBG4239	10/31/2000	Grab	Surface Soil	0 1 FT		Inorganics	Aluminum	10200	mg/kg		=	=	26.2	
WBGss-036	WBGSS-036-0493-SO	8/6/1996	Grab Composite	Surface Soil	0 2 FT		Inorganics	Aluminum	10200	mg/kg	*	=	=	1.2	
WBGss-062	WBGSS-062-0524-SO	8/8/1996	Grab Composite	Surface Soil	0 2 FT		Inorganics	Aluminum	10200	mg/kg		=	=	1.2	
WBGss-113	WB0702	4/23/1998	Grab Composite	Surface Soil	0 1 FT		Inorganics	Aluminum	10200	mg/kg		=	=	22.7	
WBG-257	WBG4196	10/30/2000	Grab	Surface Soil	0 1 FT		Inorganics	Aluminum	10100	mg/kg		=	=	23.2	
WBGss-001	WBGSS-001-0456-SO	7/31/1996	Grab Composite	Surface Soil	0 2 FT		Inorganics	Aluminum	10100	mg/kg		=	=	1.1	
WBGss-044	WBGSS-044-0502-SO	8/7/1996	Grab Composite	Surface Soil	0 2 FT		Inorganics	Aluminum	10100	mg/kg	*	=	=	1.3	
WBG-205	WBG4026	10/18/2000	Grab	Surface Soil	0 1 FT		Inorganics	Aluminum	10000	mg/kg		=	=	24.6	
WBGss-043	WBGSS-043-0501-SO	8/7/1996	Grab Composite	Surface Soil	0 2 FT		Inorganics	Aluminum	10000	mg/kg	*	=	=	1.2	
WBGss-076	WBGSS-076-0541-SO	8/9/1996	Grab Composite	Surface Soil	0 2 FT		Inorganics	Aluminum	9980	mg/kg	*	=	=	1.1	
WBG-254	WBG4187	10/16/2000	Grab	Surface Soil	0 1 FT		Inorganics	Aluminum	9960	mg/kg		=	=	23.8	
WBGss-177	WB0889	5/4/1998	Grab Composite	Surface Soil	0 1 FT		Inorganics	Aluminum	9950	mg/kg		=	=	24.5	
WBG-291	WBG4246	10/31/2000	Grab	Surface Soil	0 1 FT		Inorganics	Aluminum	9920	mg/kg		=	=	23.3	
WBGss-041	WBGSS-041-0499-SO	7/31/1996	Grab	Surface Soil	0 0.5 FT	Logbook 40-2	Inorganics	Aluminum	9910	mg/kg		=	=	1.2	
WBGss-066	WBGSS-066-0528-SO	8/9/1996	Grab Composite	Surface Soil	0 2 FT		Inorganics	Aluminum	9890	mg/kg	*	=	=	1.1	
WBGss-009	WBGSS-009-0464-SO	8/5/1996	Grab Composite	Surface Soil	0 2 FT		Inorganics	Aluminum	9880	mg/kg		=	=	1.2	
WBG-263	WBG4216	11/1/2000	Grab	Surface Soil	0 1 FT		Inorganics	Aluminum	9840	mg/kg		=	=	25	
WBGss-103	WB0692	4/23/1998	Grab Composite	Surface Soil	0 1 FT		Inorganics	Aluminum	9830	mg/kg		=	=	25.1	
WBG-286	WBG4241	10/31/2000	Grab	Surface Soil	0 1 FT		Inorganics	Aluminum	9760	mg/kg		=	=	25	
WBGss-100	WB0689	4/23/1998	Grab Composite	Surface Soil	0 1 FT		Inorganics	Aluminum	9730	mg/kg		=	=	25.1	
WBGss-170	WB0881	5/4/1998	Grab Composite	Surface Soil	0 1 FT		Inorganics	Aluminum	9530	mg/kg		=	=	27.6	
WBGss-019	WBGSS-019-0474-SO	8/6/1996	Grab Composite	Surface Soil	0 1.5 FT		Inorganics	Aluminum	9490	mg/kg	*	=	=	1.2	
WBG-249	WBG4170	10/23/2000	Grab	Surface Soil	0 1 FT		Inorganics	Aluminum	9460	mg/kg		=	=	22.3	

Station	Sample ID	Date Collected	Sample Type	Media	Depth	Sample Comment	Analysis	Chemical	Results	Units	Lab Qual	Data Qual	Qual	Detection Limit	Validation Code
WBGss-052	WBGSS-052-0512-SO	8/7/1996	Grab Composite	Surface Soil	0 2 FT		Inorganics	Aluminum	9320	mg/kg		=	=	1.2	
WBGss-117	WB0706	4/22/1998	Grab Composite	Surface Soil	0 1 FT		Inorganics	Aluminum	9300	mg/kg		=	=	24	
WBGss-057	WBGSS-057-0517-SO	8/7/1996	Grab Composite	Surface Soil	0 2 FT		Inorganics	Aluminum	9130	mg/kg		=	=	1.3	
WBG-289	WBG4244	10/31/2000	Grab	Surface Soil	0 1 FT		Inorganics	Aluminum	9100	mg/kg		=	=	24.6	
WBG-280	WBG4235	10/30/2000	Grab	Surface Soil	0 1 FT		Inorganics	Aluminum	9070	mg/kg		=	=	25.1	
WBGss-010	WBGSS-010-0465-SO	8/5/1996	Grab Composite	Surface Soil	0 2 FT		Inorganics	Aluminum	9030	mg/kg		=	=	1.3	
WBGss-003	WBGSS-003-0458-SO	7/31/1996	Grab Composite	Surface Soil	0 2 FT		Inorganics	Aluminum	9000	mg/kg		=	=	1.2	
WBGss-038	WBGSS-038-0495-SO	8/6/1996	Grab Composite	Surface Soil	0 2 FT		Inorganics	Aluminum	8980	mg/kg	*	=	=	1.2	
WBG-212	WBG4049	10/18/2000	Grab	Surface Soil	0 1 FT		Inorganics	Aluminum	8830	mg/kg		=	=	24.2	
WBGss-097	WBGSS-097-0564-SO	8/13/1996	Grab Composite	Surface Soil	0 2 FT	Note: This location(TBD) used at PAD-41	Inorganics	Aluminum	8740	mg/kg		=	=	1.3	
WBGss-037	WBGSS-037-0494-SO	8/6/1996	Grab Composite	Surface Soil	0 2 FT		Inorganics	Aluminum	8730	mg/kg	*	=	=	1.2	
WBGss-123	WB0712	4/22/1998	Grab Composite	Surface Soil	0 1 FT		Inorganics	Aluminum	8650	mg/kg		=	=	23.8	
WBGss-023	WBGSS-023-0480-SO	8/5/1996	Grab Composite	Surface Soil	0 2 FT		Inorganics	Aluminum	8500	mg/kg		=	=	1.2	
WBGss-008	WBGSS-008-0463-SO	7/30/1996	Grab Composite	Surface Soil	0 2 FT	VOCs collected from 1.5- 2.0 ft depth.	Inorganics	Aluminum	8420	mg/kg		=	=	1.1	
WBGss-042	WBGSS-042-0500-SO	8/7/1996	Grab Composite	Surface Soil	0 2 FT		Inorganics	Aluminum	8320	mg/kg	*	=	=	1.2	
WBGss-176	WB0888	4/26/1998	Grab	Surface Soil	0 1 FT	ARCHIVED	Inorganics	Aluminum	8270	mg/kg		=	=	25.1	
WBGss-051	WBGSS-051-0509-SO	8/8/1996	Grab Composite	Surface Soil	0 2 FT		Inorganics	Aluminum	8270	mg/kg	*	=	=	1.2	
WBGss-102	WB0691	4/23/1998	Grab Composite	Surface Soil	0 1 FT		Inorganics	Aluminum	8260	mg/kg		=	=	23.4	
WBGss-018	WBGSS-018-0473-SO	8/6/1996	Grab Composite	Surface Soil	0 1.5 FT		Inorganics	Aluminum	8250	mg/kg	*	=	=	1.2	
WBGss-014	WBGSS-014-0469-SO	8/8/1996	Grab Composite	Surface Soil	0 1.5 FT		Inorganics	Aluminum	8090	mg/kg		=	=	1.2	
WBGss-007	WBGSS-007-0462-SO	7/30/1996	Grab Composite	Surface Soil	0 2 FT		Inorganics	Aluminum	8070	mg/kg		=	=	1.2	
WBGss-073	WBGSS-073-0537-SO	8/9/1996	Grab Composite	Surface Soil	0 2 FT		Inorganics	Aluminum	7700	mg/kg		=	=	1.3	
WBGss-005	WBGSS-005-0460-SO	7/30/1996	Grab Composite	Surface Soil	0 2 FT		Inorganics	Aluminum	7570	mg/kg		=	=	1.2	
WBGss-138	WB0727	4/22/1998	Grab Composite	Surface Soil	0 1 FT		Inorganics	Aluminum	7570	mg/kg		=	=	23.7	
WBGss-072	WBGSS-072-0536-SO	8/9/1996	Grab Composite	Surface Soil	0 2 FT		Inorganics	Aluminum	7420	mg/kg	*	=	=	1.1	
WBGss-074	WBGSS-074-0538-SO	8/9/1996	Grab Composite	Surface Soil	0 0.5 FT		Inorganics	Aluminum	7420	mg/kg		=	=	1.2	
WBGss-056	WBGSS-056-0516-SO	8/8/1996	Grab Composite	Surface Soil	0 2 FT		Inorganics	Aluminum	7070	mg/kg		=	=	1.2	
WBGss-075	WBGSS-075-0539-SO	8/9/1996	Grab Composite	Surface Soil	0 2 FT		Inorganics	Aluminum	6000	mg/kg		=	=	1.2	
WBGss-341	WB3019	8/9/2000	Grab	Soil	0 1 NA	Pad 58, Plot 45	Inorganics	Aluminum	5920	mg/kg		=	=	23	
WBG-293	WBG4248	10/31/2000	Grab	Surface Soil	0 1 FT		Inorganics	Aluminum	5350	mg/kg		=	=	25.3	
WBG-259	WBG4204	10/23/2000	Grab	Surface Soil	0 1 FT		Inorganics	Aluminum	4790	mg/kg		=	=	22.8	
WBGss-004	WBGSS-004-0459-SO	7/30/1996	Grab Composite	Surface Soil	0 0.7 FT	Bottom of hole @ 8 inches	Inorganics	Aluminum	1410	mg/kg		=	=	1.2	
WBGss-154	WB0743	5/6/1998	Grab Composite	Surface Soil	0 1 FT		Inorganics	Aluminum	30700	mg/kg		J	J	20.1	F10
WBGss-153	WB0742	5/6/1998	Grab Composite	Surface Soil	0 1 FT		Inorganics	Aluminum	29200	mg/kg		J	J	40.1	F10
WBG-223	WBG4082	10/20/2000	Grab	Surface Soil	0 1 FT		Inorganics	Aluminum	17700	mg/kg		J	J	23.4	F10
WBG-226	WBG4091	10/20/2000	Grab	Surface Soil	0 1 FT		Inorganics	Aluminum	17100	mg/kg		J	J	24	F10
WBG-227	WBG4094	10/22/2000	Grab	Surface Soil	0 1 FT		Inorganics	Aluminum	16800	mg/kg		J	J	25.3	F10
WBG-268	WBG4223	11/1/2000	Grab	Surface Soil	0 1 FT		Inorganics	Aluminum	16600	mg/kg		J	J	27.1	F10
WBG-243	WBG4150	10/21/2000	Grab	Surface Soil	0 1 FT		Inorganics	Aluminum	16300	mg/kg		J	J	24	F10
WBG-240	WBG4139	10/21/2000	Grab	Surface Soil	0 1 FT		Inorganics	Aluminum	16200	mg/kg		J	J	24.6	F10
WBG-242	WBG4145	10/22/2000	Grab	Surface Soil	0 1 FT		Inorganics	Aluminum	15300	mg/kg		J	J	24.9	F10
WBG-230	WBG4105	10/20/2000	Grab	Surface Soil	0 1 FT		Inorganics	Aluminum	15200	mg/kg		J	J	25.7	F10
WBG-239	WBG4136	10/21/2000	Grab	Surface Soil	0 1 FT		Inorganics	Aluminum	15100	mg/kg		J	J	24.7	F10
WBG-238	WBG4133	10/21/2000	Grab	Surface Soil	0 1 FT		Inorganics	Aluminum	14300	mg/kg		J	J	26.1	F10
WBG-262	WBG4213	11/1/2000	Grab	Surface Soil	0 1 FT		Inorganics	Aluminum	14300	mg/kg		J	J	24.1	F10
WBG-233	WBG4116	10/20/2000	Grab	Surface Soil	0 1 FT		Inorganics	Aluminum	13400	mg/kg		J	J	24.5	F10
WBG-231	WBG4108	10/21/2000	Grab	Surface Soil	0 1 FT		Inorganics	Aluminum	13300	mg/kg		J	J	26.3	F10
WBG-276	WBG4231	10/24/2000	Grab	Surface Soil	0 1 FT		Inorganics	Aluminum	13000	mg/kg		J	J	24.3	F10
WBG-273	WBG4228	11/1/2000	Grab	Surface Soil	0 1 FT		Inorganics	Aluminum	12700	mg/kg		J	J	27.1	F10
WBG-241	WBG4142	10/21/2000	Grab	Surface Soil	0 1 FT		Inorganics	Aluminum	12600	mg/kg		J	J	23.9	F10
WBG-285	WBG4240	10/31/2000	Grab	Surface Soil	0 1 FT		Inorganics	Aluminum	12500	mg/kg		J	J	24.8	F10
WBG-224	WBG4085	10/20/2000	Grab	Surface Soil	0 1 FT		Inorganics	Aluminum	12300	mg/kg		J	J	25.9	F10
WBG-237	WBG4128	10/22/2000	Grab	Surface Soil	0 1 FT		Inorganics	Aluminum	12100	mg/kg		J	J	24.9	F10
WBG-272	WBG4227	11/1/2000	Grab	Surface Soil	0 1 FT		Inorganics	Aluminum	11700	mg/kg		J	J	24.4	F10
WBG-271	WBG4226	11/1/2000	Grab	Surface Soil	0 1 FT		Inorganics	Aluminum	11400	mg/kg		J	J	26.3	F10
WBG-229	WBG4102	10/21/2000	Grab	Surface Soil	0 1 FT		Inorganics	Aluminum	11300	mg/kg		J	J	25.5	F10
WBG-270	WBG4225	11/1/2000	Grab	Surface Soil	0 1 FT		Inorganics	Aluminum	10900	mg/kg		J	J	25.3	F10
WBGss-194	WB0935	5/7/1998	Grab	Surface Soil	0 1 FT		Inorganics	Aluminum	10600	mg/kg		J	J	25.3	F10
WBGss-193	WB0932	5/7/1998	Grab	Surface Soil	0 1 FT		Inorganics	Aluminum	10500	mg/kg		J	J	28.7	F10
WBG-225	WBG4088	10/20/2000	Grab	Surface Soil	0 1 FT		Inorganics	Aluminum	9750	mg/kg		J	J	26.4	F10
WBGss-072	WBGSS-072-0536-SO	8/9/1996	Grab Composite	Surface Soil	0 2 FT		Inorganics	Antimony	2.6	mg/kg	N	=	=	0.31	
WBG-207	WBG4032	10/18/2000	Grab	Surface Soil	0 1 FT		Inorganics	Antimony	157	mg/kg		J	J	1.3	I02
WBGss-359	WB3027	8/9/2000	Grab	Soil	0 1 NA	Pad 59, Plot 108	Inorganics	Antimony	64.7	mg/kg		J	J	1.2	I02
WBG-199	WBG4006	10/17/2000	Grab	Surface Soil	0 1 FT		Inorganics	Antimony	49.8	mg/kg		J	J	1.3	I02
WBG-247	WBG4162	10/22/2000	Grab	Surface Soil	0 1 FT		Inorganics	Antimony	45.1	mg/kg		J	J	1.3	I02
WBGss-118	WB0707	4/22/1998	Grab Composite	Surface Soil	0 1 FT		Inorganics	Antimony	27.9	mg/kg		J	J	0.7	I02
WBGss-145	WB0734	4/23/1998	Grab Composite	Surface Soil	0 1 FT		Inorganics	Antimony	24.8	mg/kg		J	J	0.66	I02
WBGss-120	WB0709	4/22/1998	Grab Composite	Surface Soil	0 1 FT		Inorganics	Antimony	22.5	mg/kg		J	J	0.66	I02
WBGss-141	WB0730	4/22/1998	Grab Composite	Surface Soil	0 1 FT		Inorganics	Antimony	22.3	mg/kg		J	J	0.66	I02
WBG-261	WBG4210	10/23/2000	Grab	Surface Soil	0 1 FT		Inorganics	Antimony	21	mg/kg		J	J	1.2	I02
WBGss-146	WB0735	4/23/1998	Grab Composite	Surface Soil	0 1 FT		Inorganics	Antimony	19.4	mg/kg		J	J	0.56	I02
WBGss-122	WB0711	4/22/1998	Grab Composite	Surface Soil	0 1 FT		Inorganics	Antimony	18.2	mg/kg		J	J	0.64	I02
WBG-260	WBG4207	10/23/2000	Grab	Surface Soil	0 1 FT		Inorganics	Antimony	17.5	mg/kg		J	J	1.1	I02
WBGss-170	WB0881	5/4/1998	Grab Composite	Surface Soil	0 1 FT		Inorganics	Antimony	12.9	mg/kg		J	J	0.69	I02
WBGss-168	WB0768	4/29/1998	Grab	Surface Soil	0 1 FT		Inorganics	Antimony	11.2	mg/kg		J	J	0.62	I02
WBGss-362	WB3025	8/9/2000	Grab	Soil	0 1 NA	Pad 59, Plot 140	Inorganics	Antimony	10.5	mg/kg		J	J	1.2	I02
WBG-200	WBG4009	10/17/2000	Grab	Surface Soil	0 1 FT		Inorganics	Antimony	9.5	mg/kg		J	J	1.2	I02
WBGss-174	WB0886	4/26/1998	Grab	Surface Soil	0 1 FT	ARCHIVED	Inorganics	Antimony	9.3	mg/kg		J	J	0.63	I02
WBG-255	WBG4190	10/17/2000	Grab	Surface Soil	0 1 FT		Inorganics	Antimony	8.3	mg/kg		J	J	1.2	I02
WBGss-172	WB0883	5/4/1998	Grab Composite	Surface Soil	0 1 FT		Inorganics	Antimony	8.3	mg/kg		J	J	0.6	I02
WBG-267	WBG4222	10/24/2000	Grab	Surface Soil	0 1 FT		Inorganics	Antimony	7.1	mg/kg		J	J	1.2	I02
WBG-246	WBG4159	10/23/2000	Grab	Surface Soil	0 1 FT		Inorganics	Antimony	6.3	mg/kg		J	J	1.2	I02
WBG-257	WBG4196	10/30/2000	Grab	Surface Soil	0 1 FT		Inorganics	Antimony	6.1	mg/kg		J	J	1.2	I02
WBGss-313	WB1006	8/8/2000	Grab	Soil	0 1 NA	Pad 37, Plot 236	Inorganics	Antimony	6.1	mg/kg		J	J	1.2	I02
WBGss-116	WB0705	4/23/1998	Grab Composite	Surface Soil	0 1 FT		Inorganics	Antimony	6.1	mg/kg		J	J	0.71	I02
WBG-206	WBG4029	10/18/2000	Grab	Surface Soil	0 1 FT		Inorganics	Antimony	6	mg/kg		J	J	1.2	I02
WBG-259	WBG4204	10/23/2000	Grab	Surface Soil	0 1 FT		Inorganics	Antimony	5.8	mg/kg		J	J	1.1	I02
WBGss-132	WB0721	4/21/1998	Grab Composite	Surface Soil	0 1 FT		Inorganics	Antimony	5	mg/kg		J	J	0.7	I02
WBG-209	WBG4038	10/18/2000	Grab	Surface Soil	0 1 FT		Inorganics	Antimony	4.9	mg/kg		J	J	1.3	I02
WBG-215	WBG4058	10/18/2000	Grab	Surface Soil	0 1 FT		Inorganics	Antimony	4.9	mg/kg		J	J	1.3	I02
WBGss-177	WB0889	5/4/1998	Grab Composite	Surface Soil	0 1 FT		Inorganics	Antimony	4.1	mg/kg		J	J	0.61	I02
WBG-210	WBG4041	10/30/2000	Grab	Surface Soil	0 1 FT		Inorganics	Antimony	4	mg/kg		J	J	1.2	I02
WBGss-169	WB0884	4/26/1998	Grab	Surface Soil	0 1 FT		Inorganics	Antimony	3.8	mg/kg		J	J	0.6	I02

Station	Sample ID	Date Collected	Sample Type	Media	Depth	Sample Comment	Analysis	Chemical	Results	Units	Lab Qual	Data Qual	Qual	Detection Limit	Validation Code
WBG-243	WBG4150	10/21/2000	Grab	Surface Soil	0 1 FT		Inorganics	Antimony	3.4	mg/kg		J	J	1.2	I02
WBGss-114	WB0703	4/23/1998	Grab Composite	Surface Soil	0 1 FT		Inorganics	Antimony	3.3	mg/kg		J	J	0.61	I02
WBG-254	WBG4187	10/16/2000	Grab	Surface Soil	0 1 FT		Inorganics	Antimony	3.1	mg/kg		J	J	1.2	I02
WBG-213	WBG4052	10/18/2000	Grab	Surface Soil	0 1 FT		Inorganics	Antimony	3	mg/kg		J	J	1.3	I02
WBGss-173	WB0885	4/26/1998	Grab	Surface Soil	0 1 FT	ARCHIVED	Inorganics	Antimony	2.9	mg/kg		J	J	0.6	I02
WBGss-171	WB0882	5/4/1998	Grab Composite	Surface Soil	0 1 FT		Inorganics	Antimony	2.9	mg/kg		J	J	0.61	I02
WBG-226	WBG4091	10/20/2000	Grab	Surface Soil	0 1 FT		Inorganics	Antimony	2.8	mg/kg		J	J	1.2	I02
WBGss-176	WB0888	4/26/1998	Grab	Surface Soil	0 1 FT	ARCHIVED	Inorganics	Antimony	2.8	mg/kg		J	J	0.63	I02
WBGss-142	WB0731	4/22/1998	Grab Composite	Surface Soil	0 1 FT		Inorganics	Antimony	2.8	mg/kg		J	J	0.64	I02
WBGss-389	WB2016	8/8/2000	Grab	Soil	0 1 NA	Pad 66, Plot 242	Inorganics	Antimony	2.7	mg/kg		J	J	1.1	I02
WBGss-371	WB3026	8/9/2000	Grab	Soil	0 1 NA	Pad 59, Plot 253	Inorganics	Antimony	2.5	mg/kg		J	J	1.2	I02
WBGss-107	WB0696	4/23/1998	Grab Composite	Surface Soil	0 1 FT		Inorganics	Antimony	2.5	mg/kg		J	J	0.6	I02
WBGss-179	WB0891	5/4/1998	Grab Composite	Surface Soil	0 1 FT		Inorganics	Antimony	2.3	mg/kg		J	J	0.65	I02
WBG-231	WBG4108	10/21/2000	Grab	Surface Soil	0 1 FT		Inorganics	Antimony	2.2	mg/kg		J	J	1.3	I02
WBG-250	WBG4173	10/23/2000	Grab	Surface Soil	0 1 FT		Inorganics	Antimony	2.1	mg/kg		J	J	1.2	I02
WBGss-187	WB0912	5/6/1998	Grab	Surface Soil	0 1 FT		Inorganics	Antimony	2.1	mg/kg		J	J	0.64	I02
WBGss-119	WB0708	4/22/1998	Grab Composite	Surface Soil	0 1 FT		Inorganics	Antimony	2	mg/kg		J	J	0.63	I02
WBG-208	WBG4035	10/18/2000	Grab	Surface Soil	0 1 FT		Inorganics	Antimony	1.9	mg/kg		J	J	1.2	I02
WBG-240	WBG4139	10/21/2000	Grab	Surface Soil	0 1 FT		Inorganics	Antimony	1.9	mg/kg		J	J	1.2	I02
WBG-245	WBG4156	10/23/2000	Grab	Surface Soil	0 1 FT		Inorganics	Antimony	1.8	mg/kg		J	J	1.2	I02
WBG-296	WBG4315	11/2/2000	Grab	Surface Soil	0 1 FT		Inorganics	Antimony	1.8	mg/kg		J	J	1.2	I02
WBG-204	WBG4023	10/18/2000	Grab	Surface Soil	0 1 FT		Inorganics	Antimony	1.7	mg/kg		J	J	1.2	I02
WBG-237	WBG4128	10/22/2000	Grab	Surface Soil	0 1 FT		Inorganics	Antimony	1.7	mg/kg		J	J	1.2	I02
WBG-249	WBG4170	10/23/2000	Grab	Surface Soil	0 1 FT		Inorganics	Antimony	1.7	mg/kg		J	J	1.1	I02
WBGss-138	WB0727	4/22/1998	Grab Composite	Surface Soil	0 1 FT		Inorganics	Antimony	1.7	mg/kg		J	J	0.59	I02
WBGss-175	WB0887	5/4/1998	Grab Composite	Surface Soil	0 1 FT		Inorganics	Antimony	1.7	mg/kg		J	J	0.68	I02
WBGss-178	WB0890	5/4/1998	Grab Composite	Surface Soil	0 1 FT		Inorganics	Antimony	1.6	mg/kg		J	J	0.68	I02
WBG-239	WBG4136	10/21/2000	Grab	Surface Soil	0 1 FT		Inorganics	Antimony	1.5	mg/kg		J	J	1.2	I02
WBGss-194	WB0935	5/7/1998	Grab	Surface Soil	0 1 FT		Inorganics	Antimony	1.5	mg/kg		J	J	0.63	I02
WBGss-347	WB3023	8/9/2000	Grab	Soil	0 1 NA	Pad 58, Plot 158	Inorganics	Antimony	1.5	mg/kg		J	J	1.2	I02
WBGss-148	WB0737	4/23/1998	Grab Composite	Surface Soil	0 1 FT		Inorganics	Antimony	1.5	mg/kg		J	J	0.62	I02
WBG-253	WBG4184	10/17/2000	Grab	Surface Soil	0 1 FT		Inorganics	Antimony	1.4	mg/kg		J	J	1.2	I02
WBG-212	WBG4049	10/18/2000	Grab	Surface Soil	0 1 FT		Inorganics	Antimony	1.3	mg/kg		J	J	1.2	I02
WBGss-193	WB0932	5/7/1998	Grab	Surface Soil	0 1 FT		Inorganics	Antimony	1.3	mg/kg		J	J	0.72	I02
WBGss-109	WB0698	4/23/1998	Grab Composite	Surface Soil	0 1 FT		Inorganics	Antimony	1.3	mg/kg		J	J	0.67	I02
WBGss-115	WB0704	4/23/1998	Grab Composite	Surface Soil	0 1 FT		Inorganics	Antimony	1.3	mg/kg		J	J	0.61	I02
WBGss-390	WB2018	8/8/2000	Grab	Soil	0 1 NA	Pad 66, Plot 243	Inorganics	Antimony	1.2	mg/kg		J	J	1.2	I02
WBG-242	WBG4145	10/22/2000	Grab	Surface Soil	0 1 FT		Inorganics	Antimony	1.1	mg/kg	B	J	J	1.2	I02
WBGss-150	WB0739	4/23/1998	Grab Composite	Surface Soil	0 1 FT		Inorganics	Antimony	1.1	mg/kg		J	J	0.61	I02
WBGss-388	WB2017	8/8/2000	Grab	Soil	0 1 NA	Pad 66, Plot 226	Inorganics	Antimony	1	mg/kg	B	J	J	1.2	I02
WBG-263	WBG4216	11/1/2000	Grab	Surface Soil	0 1 FT		Inorganics	Antimony	0.98	mg/kg	B	J	J	1.3	I02
WBG-238	WBG4133	10/21/2000	Grab	Surface Soil	0 1 FT		Inorganics	Antimony	0.96	mg/kg	B	J	J	1.3	I02
WBG-227	WBG4094	10/22/2000	Grab	Surface Soil	0 1 FT		Inorganics	Antimony	0.93	mg/kg	B	J	J	1.3	I02
WBG-258	WBG4201	11/1/2000	Grab	Surface Soil	0 1 FT		Inorganics	Antimony	0.91	mg/kg	B	J	J	1.2	I02
WBGss-149	WB0738	4/23/1998	Grab Composite	Surface Soil	0 1 FT		Inorganics	Antimony	0.89	mg/kg		J	J	0.62	I02
WBG-235	WBG4122	10/19/2000	Grab	Surface Soil	0 1 FT		Inorganics	Antimony	0.85	mg/kg	B	J	J	1.2	I02
WBGss-299	WB1009	8/8/2000	Grab	Soil	0 1 NA	Pad 37, Plot 11	Inorganics	Antimony	0.84	mg/kg	B	J	J	1.2	I02
WBG-233	WBG4116	10/20/2000	Grab	Surface Soil	0 1 FT		Inorganics	Antimony	0.76	mg/kg	B	J	J	1.2	I02
WBG-276	WBG4231	10/24/2000	Grab	Surface Soil	0 1 FT		Inorganics	Antimony	0.76	mg/kg	B	J	J	1.2	I02
WBG-203	WBG4018	10/22/2000	Grab	Surface Soil	0 1 FT		Inorganics	Antimony	0.74	mg/kg	B	J	J	1.2	I02
WBG-297	WBG4316	11/2/2000	Grab	Surface Soil	0 1 FT		Inorganics	Antimony	0.74	mg/kg	B	J	J	1.2	I02
WBGss-113	WB0702	4/23/1998	Grab Composite	Surface Soil	0 1 FT		Inorganics	Antimony	0.74	mg/kg		J	J	0.57	I02
WBG-282	WBG4237	10/31/2000	Grab	Surface Soil	0 1 FT		Inorganics	Antimony	0.73	mg/kg	B	J	J	1.2	I02
WBG-256	WBG4193	10/17/2000	Grab	Surface Soil	0 1 FT		Inorganics	Antimony	0.72	mg/kg	B	J	J	1.2	I02
WBG-224	WBG4085	10/20/2000	Grab	Surface Soil	0 1 FT		Inorganics	Antimony	0.69	mg/kg	B	J	J	1.3	I02
WBG-251	WBG4176	10/23/2000	Grab	Surface Soil	0 1 FT		Inorganics	Antimony	0.67	mg/kg	B	J	J	1.3	I02
WBGss-353	WB3024	8/9/2000	Grab	Soil	0 1 NA	Pad 58, Plot 251	Inorganics	Antimony	0.66	mg/kg	B	J	J	1.1	I02
WBG-229	WBG4102	10/21/2000	Grab	Surface Soil	0 1 FT		Inorganics	Antimony	0.65	mg/kg	B	J	J	1.3	I02
WBGss-346	WB3022	8/9/2000	Grab	Soil	0 1 NA	Pad 58, Plot 156	Inorganics	Antimony	0.64	mg/kg	B	J	J	1.1	I02
WBGss-154	WB0743	5/6/1998	Grab Composite	Surface Soil	0 1 FT		Inorganics	Antimony	0.4	mg/kg	B	J	J	0.5	I02
WBGss-051	WBGSS-051-0509-SO	8/8/1996	Grab Composite	Surface Soil	0 2 FT		Inorganics	Antimony	0.43	mg/kg	B	U	U	0.31	
WBGss-008	WBGSS-008-0463-SO	7/30/1996	Grab Composite	Surface Soil	0 2 FT	VOCs collected from 1.5- 2.0 ft depth.	Inorganics	Antimony	0.31	mg/kg	U	U	U	0.31	
WBGss-066	WBGSS-066-0528-SO	8/9/1996	Grab Composite	Surface Soil	0 2 FT		Inorganics	Antimony	0.31	mg/kg	UN	U	U	0.31	
WBGss-031	WBGSS-031-0488-SO	8/7/1996	Grab Composite	Surface Soil	0 2 FT	West of pad #37	Inorganics	Antimony	0.3	mg/kg	U	U	U	0.3	
WBGss-076	WBGSS-076-0541-SO	8/9/1996	Grab Composite	Surface Soil	0 2 FT		Inorganics	Antimony	0.3	mg/kg	UN	U	U	0.3	
WBGss-128	WB0717	4/22/1998	Grab Composite	Surface Soil	0 1 FT		Inorganics	Antimony	1.6	mg/kg		UJ	UJ	0.59	F07,I02
WBG-268	WBG4223	11/1/2000	Grab	Surface Soil	0 1 FT		Inorganics	Antimony	1.4	mg/kg	U	UJ	UJ	1.4	I02
WBG-273	WBG4228	11/1/2000	Grab	Surface Soil	0 1 FT		Inorganics	Antimony	1.4	mg/kg	U	UJ	UJ	1.4	I02
WBGss-129	WB0718	4/22/1998	Grab Composite	Surface Soil	0 1 FT		Inorganics	Antimony	1.4	mg/kg		UJ	UJ	0.65	F07,102
WBG-214	WBG4055	10/18/2000	Grab	Surface Soil	0 1 FT		Inorganics	Antimony	1.3	mg/kg	U	UJ	UJ	1.3	I02
WBG-225	WBG4088	10/20/2000	Grab	Surface Soil	0 1 FT		Inorganics	Antimony	1.3	mg/kg	U	UJ	UJ	1.3	I02
WBG-230	WBG4105	10/20/2000	Grab	Surface Soil	0 1 FT		Inorganics	Antimony	1.3	mg/kg	U	UJ	UJ	1.3	I02
WBG-264	WBG4219	10/30/2000	Grab	Surface Soil	0 1 FT		Inorganics	Antimony	1.3	mg/kg	U	UJ	UJ	1.3	I02
WBG-266	WBG4221	10/30/2000	Grab	Surface Soil	0 1 FT		Inorganics	Antimony	1.3	mg/kg	U	UJ	UJ	1.3	I02
WBG-269	WBG4224	10/24/2000	Grab	Surface Soil	0 1 FT		Inorganics	Antimony	1.3	mg/kg	U	UJ	UJ	1.3	I02
WBG-270	WBG4225	11/1/2000	Grab	Surface Soil	0 1 FT		Inorganics	Antimony	1.3	mg/kg	U	UJ	UJ	1.3	I02
WBG-271	WBG4226	11/1/2000	Grab	Surface Soil	0 1 FT		Inorganics	Antimony	1.3	mg/kg	U	UJ	UJ	1.3	I02
WBG-274	WBG4229	10/24/2000	Grab	Surface Soil	0 1 FT		Inorganics	Antimony	1.3	mg/kg	U	UJ	UJ	1.3	I02
WBG-275	WBG4230	10/24/2000	Grab	Surface Soil	0 1 FT		Inorganics	Antimony	1.3	mg/kg	U	UJ	UJ	1.3	I02
WBG-277	WBG4232	10/24/2000	Grab	Surface Soil	0 1 FT		Inorganics	Antimony	1.3	mg/kg	U	UJ	UJ	1.3	I02
WBG-278	WBG4233	10/24/2000	Grab	Surface Soil	0 1 FT		Inorganics	Antimony	1.3	mg/kg	U	UJ	UJ	1.3	I02
WBG-279	WBG4234	10/31/2000	Grab	Surface Soil	0 1 FT		Inorganics	Antimony	1.3	mg/kg	U	UJ	UJ	1.3	I02
WBG-280	WBG4235	10/30/2000	Grab	Surface Soil	0 1 FT		Inorganics	Antimony	1.3	mg/kg	U	UJ	UJ	1.3	I02
WBG-284	WBG4239	10/31/2000	Grab	Surface Soil	0 1 FT		Inorganics	Antimony	1.3	mg/kg	U	UJ	UJ	1.3	I02
WBG-286	WBG4241	10/31/2000	Grab	Surface Soil	0 1 FT		Inorganics	Antimony	1.3	mg/kg	U	UJ	UJ	1.3	I02
WBG-287	WBG4242	10/31/2000	Grab	Surface Soil	0 1 FT		Inorganics	Antimony	1.3	mg/kg	U	UJ	UJ	1.3	I02
WBG-288	WBG4243	10/31/2000	Grab	Surface Soil	0 1 FT		Inorganics	Antimony	1.3	mg/kg	U	UJ	UJ	1.3	I02
WBG-290	WBG4245	10/31/2000	Grab	Surface Soil	0 1 FT		Inorganics	Antimony	1.3	mg/kg	U	UJ	UJ	1.3	I02
WBG-292	WBG4247	10/31/2000	Grab	Surface Soil	0 1 FT		Inorganics	Antimony	1.3	mg/kg	U	UJ	UJ	1.3	I02
WBG-293	WBG4248	10/31/2000	Grab	Surface Soil	0 1 FT		Inorganics	Antimony	1.3	mg/kg	U	UJ	UJ	1.3	I02
WBGss-136	WB0725	4/22/1998	Grab Composite	Surface Soil	0 1 FT		Inorganics	Antimony	1.3	mg/kg		UJ	UJ	0.66	F07,102
WBG-201	WBG4012	10/17/2000	Grab	Surface Soil	0 1 FT		Inorganics	Antimony	1.2	mg/kg	U	UJ	UJ	1.2	I02
WBG-205	WBG4026	10/18/2000	Grab	Surface Soil	0 1 FT		Inorganics	Antimony	1.2	mg/kg	U	UJ	UJ	1.2	I02

Station	Sample ID	Date Collected	Sample Type	Media	Depth		Sample Comment	Analysis	Chemical	Results	Units	Lab Qual	Data Qual	Qual	Detection Limit	Validation Code
WBG-223	WBG4082	10/20/2000	Grab	Surface Soil	0	1 FT		Inorganics	Antimony	1.2	mg/kg	U	UJ	UJ	1.2	I02
WBG-232	WBG4111	10/22/2000	Grab	Surface Soil	0	1 FT		Inorganics	Antimony	1.2	mg/kg	U	UJ	UJ	1.2	I02
WBG-234	WBG4119	10/19/2000	Grab	Surface Soil	0	1 FT		Inorganics	Antimony	1.2	mg/kg	U	UJ	UJ	1.2	I02
WBG-236	WBG4125	10/20/2000	Grab	Surface Soil	0	1 FT		Inorganics	Antimony	1.2	mg/kg	U	UJ	UJ	1.2	I02
WBG-241	WBG4142	10/21/2000	Grab	Surface Soil	0	1 FT		Inorganics	Antimony	1.2	mg/kg	U	UJ	UJ	1.2	I02
WBG-262	WBG4213	11/1/2000	Grab	Surface Soil	0	1 FT		Inorganics	Antimony	1.2	mg/kg	U	UJ	UJ	1.2	I02
WBG-265	WBG4220	10/30/2000	Grab	Surface Soil	0	1 FT		Inorganics	Antimony	1.2	mg/kg	U	UJ	UJ	1.2	I02
WBG-272	WBG4227	11/1/2000	Grab	Surface Soil	0	1 FT		Inorganics	Antimony	1.2	mg/kg	U	UJ	UJ	1.2	I02
WBG-281	WBG4236	10/24/2000	Grab	Surface Soil	0	1 FT		Inorganics	Antimony	1.2	mg/kg	U	UJ	UJ	1.2	I02
WBG-283	WBG4238	10/31/2000	Grab	Surface Soil	0	1 FT		Inorganics	Antimony	1.2	mg/kg	U	UJ	UJ	1.2	I02
WBG-285	WBG4240	10/31/2000	Grab	Surface Soil	0	1 FT		Inorganics	Antimony	1.2	mg/kg	U	UJ	UJ	1.2	I02
WBG-289	WBG4244	10/31/2000	Grab	Surface Soil	0	1 FT		Inorganics	Antimony	1.2	mg/kg	U	UJ	UJ	1.2	I02
WBG-291	WBG4246	10/31/2000	Grab	Surface Soil	0	1 FT		Inorganics	Antimony	1.2	mg/kg	U	UJ	UJ	1.2	I02
WBGss-308	WB1008	8/8/2000	Grab	Soil	0	1 NA	Pad 37, Plot 130	Inorganics	Antimony	1.2	mg/kg	U	UJ	UJ	1.2	I02
WBGss-322	WB1003	8/8/2000	Grab	Soil	0	1 NA	Pad 38, Plot 30	Inorganics	Antimony	1.2	mg/kg	U	UJ	UJ	1.2	I02
WBGss-324	WB1002	8/8/2000	Grab	Soil	0	1 NA	Pad 38, Plot 126	Inorganics	Antimony	1.2	mg/kg	U	UJ	UJ	1.2	I02
WBGss-326	WB1001	8/8/2000	Grab	Soil	0	1 NA	Pad 38, Plot 154	Inorganics	Antimony	1.2	mg/kg	U	UJ	UJ	1.2	I02
WBGss-334	WB1005	8/8/2000	Grab	Soil	0	1 NA	Pad 38, Plot 295	Inorganics	Antimony	1.2	mg/kg	U	UJ	UJ	1.2	I02
WBGss-344	WB3020	8/9/2000	Grab	Soil	0	1 NA	Pad 58, Plot 104	Inorganics	Antimony	1.2	mg/kg	U	UJ	UJ	1.2	I02
WBGss-314	WB1007	8/8/2000	Grab	Soil	0	1 NA	Pad 37, Plot 265	Inorganics	Antimony	1.1	mg/kg	U	UJ	UJ	1.1	I02
WBGss-325	WB1004	8/8/2000	Grab	Soil	0	1 NA	Pad 38, Plot 135	Inorganics	Antimony	1.1	mg/kg	U	UJ	UJ	1.1	I02
WBGss-341	WB3019	8/9/2000	Grab	Soil	0	1 NA	Pad 58, Plot 45	Inorganics	Antimony	1.1	mg/kg	U	UJ	UJ	1.1	I02
WBGss-352	WB3021	8/9/2000	Grab	Soil	0	1 NA	Pad 58, Plot 234/235	Inorganics	Antimony	1.1	mg/kg	U	UJ	UJ	1.1	I02
WBGss-130	WB0719	4/22/1998	Grab Composite	Surface Soil	0	1 FT		Inorganics	Antimony	1.1	mg/kg		UJ	UJ	0.61	F07,I02
WBGss-135	WB0724	4/21/1998	Grab Composite	Surface Soil	0	1 FT		Inorganics	Antimony	0.91	mg/kg		UJ	UJ	0.58	F07,I02
WBGss-140	WB0729	4/22/1998	Grab Composite	Surface Soil	0	1 FT		Inorganics	Antimony	0.82	mg/kg		UJ	UJ	0.7	F07,I02
WBGss-134	WB0723	4/21/1998	Grab Composite	Surface Soil	0	1 FT		Inorganics	Antimony	0.74	mg/kg		UJ	UJ	0.61	F07,I02
WBGss-139	WB0728	4/22/1998	Grab Composite	Surface Soil	0	1 FT		Inorganics	Antimony	0.73	mg/kg		UJ	UJ	0.66	F07,I02
WBGss-137	WB0726	4/22/1998	Grab Composite	Surface Soil	0	1 FT		Inorganics	Antimony	0.68	mg/kg	U	UJ	UJ	0.68	I02
WBGss-144	WB0733	4/23/1998	Grab Composite	Surface Soil	0	1 FT		Inorganics	Antimony	0.68	mg/kg	U	UJ	UJ	0.68	I02
WBGss-133	WB0722	4/21/1998	Grab Composite	Surface Soil	0	1 FT		Inorganics	Antimony	0.67	mg/kg	U	UJ	UJ	0.67	I02
WBGss-188	WB0913	5/6/1998	Grab	Surface Soil	0	1 FT		Inorganics	Antimony	0.64	mg/kg	U	UJ	UJ	0.64	I02
WBGss-100	WB0689	4/23/1998	Grab Composite	Surface Soil	0	1 FT		Inorganics	Antimony	0.63	mg/kg	U	UJ	UJ	0.63	I02
WBGss-101	WB0690	4/23/1998	Grab Composite	Surface Soil	0	1 FT		Inorganics	Antimony	0.63	mg/kg	U	UJ	UJ	0.63	I02
WBGss-103	WB0692	4/23/1998	Grab Composite	Surface Soil	0	1 FT		Inorganics	Antimony	0.63	mg/kg	U	UJ	UJ	0.63	I02
WBGss-105	WB0694	4/23/1998	Grab Composite	Surface Soil	0	1 FT		Inorganics	Antimony	0.63	mg/kg	U	UJ	UJ	0.63	I02
WBGss-108	WB0697	4/23/1998	Grab Composite	Surface Soil	0	1 FT		Inorganics	Antimony	0.63	mg/kg	U	UJ	UJ	0.63	I02
WBGss-110	WB0699	4/23/1998	Grab Composite	Surface Soil	0	1 FT		Inorganics	Antimony	0.63	mg/kg	U	UJ	UJ	0.63	I02
WBGss-147	WB0736	4/23/1998	Grab Composite	Surface Soil	0	1 FT		Inorganics	Antimony	0.63	mg/kg	U	UJ	UJ	0.63	I02
WBGss-112	WB0701	4/23/1998	Grab Composite	Surface Soil	0	1 FT		Inorganics	Antimony	0.62	mg/kg	U	UJ	UJ	0.62	I02
WBGss-189	WB0914	5/6/1998	Grab	Surface Soil	0	1 FT		Inorganics	Antimony	0.61	mg/kg	U	UJ	UJ	0.61	I02
WBGss-104	WB0693	4/23/1998	Grab Composite	Surface Soil	0	1 FT		Inorganics	Antimony	0.61	mg/kg	U	UJ	UJ	0.61	I02
WBGss-106	WB0695	4/23/1998	Grab Composite	Surface Soil	0	1 FT		Inorganics	Antimony	0.61	mg/kg	U	UJ	UJ	0.61	I02
WBGss-131	WB0720	4/21/1998	Grab Composite	Surface Soil	0	1 FT		Inorganics	Antimony	0.61	mg/kg	U	UJ	UJ	0.61	I02
WBGss-111	WB0700	4/23/1998	Grab Composite	Surface Soil	0	1 FT		Inorganics	Antimony	0.6	mg/kg	U	UJ	UJ	0.6	I02
WBGss-117	WB0706	4/22/1998	Grab Composite	Surface Soil	0	1 FT		Inorganics	Antimony	0.6	mg/kg	U	UJ	UJ	0.6	I02
WBGss-102	WB0691	4/23/1998	Grab Composite	Surface Soil	0	1 FT		Inorganics	Antimony	0.59	mg/kg	U	UJ	UJ	0.59	I02
WBGss-123	WB0712	4/22/1998	Grab Composite	Surface Soil	0	1 FT		Inorganics	Antimony	0.59	mg/kg	U	UJ	UJ	0.59	I02
WBGss-143	WB0732	4/22/1998	Grab Composite	Surface Soil	0	1 FT		Inorganics	Antimony	0.57	mg/kg	U	UJ	UJ	0.57	I02
WBGss-153	WB0742	5/6/1998	Grab Composite	Surface Soil	0	1 FT		Inorganics	Antimony	0.5	mg/kg	U	UJ	UJ	0.5	I02
WBGss-021	WBGSS-021-0478-SO	8/5/1996	Grab Composite	Surface Soil	0	2 FT	Volatile samples collected at 1.5 ft bgs.	Inorganics	Antimony	0.3	mg/kg	UN	UJ	UJ	0.3	I02
WBG-226	WBG4091	10/20/2000	Grab	Surface Soil	0	1 FT		Inorganics	Arsenic	25.6	mg/kg		=	=	0.6	
WBGss-170	WB0881	5/4/1998	Grab Composite	Surface Soil	0	1 FT		Inorganics	Arsenic	23.5	mg/kg		=	=	0.69	
WBGss-177	WB0889	5/4/1998	Grab Composite	Surface Soil	0	1 FT		Inorganics	Arsenic	22.7	mg/kg		=	=	0.61	
WBG-259	WBG4204	10/23/2000	Grab	Surface Soil	0	1 FT		Inorganics	Arsenic	20.1	mg/kg		=	=	0.57	
WBGss-023	WBGSS-023-0480-SO	8/5/1996	Grab Composite	Surface Soil	0	2 FT		Inorganics	Arsenic	19.8	mg/kg		=	=	0.37	
WBGss-054	WBGSS-054-0514-SO	8/8/1996	Grab Composite	Surface Soil	0	0.5 FT		Inorganics	Arsenic	19	mg/kg		=	=	0.36	
WBG-245	WBG4156	10/23/2000	Grab	Surface Soil	0	1 FT		Inorganics	Arsenic	17.9	mg/kg		=	=	0.62	
WBG-231	WBG4108	10/21/2000	Grab	Surface Soil	0	1 FT		Inorganics	Arsenic	17.8	mg/kg		=	=	0.66	
WBGss-144	WB0733	4/23/1998	Grab Composite	Surface Soil	0	1 FT		Inorganics	Arsenic	17.8	mg/kg		=	=	0.68	
WBGss-067	WBGSS-067-0529-SO	8/9/1996	Grab Composite	Surface Soil	0	2 FT		Inorganics	Arsenic	17.2	mg/kg	N	=	=	0.39	
WBGss-147	WB0736	4/23/1998	Grab Composite	Surface Soil	0	1 FT		Inorganics	Arsenic	17.2	mg/kg		=	=	0.63	
WBG-215	WBG4058	10/18/2000	Grab	Surface Soil	0	1 FT		Inorganics	Arsenic	17.1	mg/kg		=	=	0.66	
WBGss-008	WBGSS-008-0463-SO	7/30/1996	Grab Composite	Surface Soil	0	2 FT	VOCs collected from 1.5- 2.0 ft depth.	Inorganics	Arsenic	16.7	mg/kg		=	=	0.34	
WBGss-326	WB1001	8/8/2000	Grab	Soil	0	1 NA	Pad 38, Plot 154	Inorganics	Arsenic	16.5	mg/kg		=	=	0.58	
WBG-241	WBG4142	10/21/2000	Grab	Surface Soil	0	1 FT		Inorganics	Arsenic	16.4	mg/kg		=	=	0.6	
WBGss-003	WBGSS-003-0458-SO	7/31/1996	Grab Composite	Surface Soil	0	2 FT		Inorganics	Arsenic	16.4	mg/kg		=	=	0.36	
WBGss-046	WBGSS-046-0504-SO	8/7/1996	Grab Composite	Surface Soil	0	2 FT		Inorganics	Arsenic	16.4	mg/kg		=	=	0.37	
WBGss-179	WB0891	5/4/1998	Grab Composite	Surface Soil	0	1 FT		Inorganics	Arsenic	16.4	mg/kg		=	=	0.65	
WBG-210	WBG4041	10/30/2000	Grab	Surface Soil	0	1 FT		Inorganics	Arsenic	16.3	mg/kg		=	=	0.59	
WBG-229	WBG4102	10/21/2000	Grab	Surface Soil	0	1 FT		Inorganics	Arsenic	16.1	mg/kg		=	=	0.64	
WBGss-024	WBGSS-024-0481-SO	8/5/1996	Grab Composite	Surface Soil	0	2 FT		Inorganics	Arsenic	16.1	mg/kg		=	=	0.42	
WBG-213	WBG4052	10/18/2000	Grab	Surface Soil	0	1 FT		Inorganics	Arsenic	15.8	mg/kg		=	=	0.63	
WBGss-148	WB0737	4/23/1998	Grab Composite	Surface Soil	0	1 FT		Inorganics	Arsenic	15.7	mg/kg		=	=	0.62	
WBGss-047	WBGSS-047-0505-SO	8/7/1996	Grab Composite	Surface Soil	0	2 FT		Inorganics	Arsenic	15.6	mg/kg		=	=	0.39	
WBGss-069	WBGSS-069-0533-SO	8/9/1996	Grab Composite	Surface Soil	0	2 FT		Inorganics	Arsenic	15.6	mg/kg	N	=	=	0.41	
WBGss-388	WB2017	8/8/2000	Grab	Soil	0	1 NA	Pad 66, Plot 226	Inorganics	Arsenic	15.5	mg/kg		=	=	0.6	
WBGss-145	WB0734	4/23/1998	Grab Composite	Surface Soil	0	1 FT		Inorganics	Arsenic	15.5	mg/kg		=	=	0.66	
WBGss-010	WBGSS-010-0465-SO	8/5/1996	Grab Composite	Surface Soil	0	2 FT		Inorganics	Arsenic	15.3	mg/kg		=	=	0.39	
WBGss-050	WBGSS-050-0508-SO	8/7/1996	Grab Composite	Surface Soil	0	1 FT	Refusal at 1.0 ft bgs. due to cobble/gravel.	Inorganics	Arsenic	15.2	mg/kg		=	=	0.38	
WBG-207	WBG4032	10/18/2000	Grab	Surface Soil	0	1 FT		Inorganics	Arsenic	15.1	mg/kg		=	=	0.64	
WBG-276	WBG4231	10/24/2000	Grab	Surface Soil	0	1 FT		Inorganics	Arsenic	15.1	mg/kg		=	=	0.61	
WBGss-168	WB0768	4/29/1998	Grab	Surface Soil	0	1 FT		Inorganics	Arsenic	15.1	mg/kg		=	=	0.62	
WBGss-021	WBGSS-021-0478-SO	8/5/1996	Grab Composite	Surface Soil	0	2 FT	Volatile samples collected at 1.5 ft bgs.	Inorganics	Arsenic	15.1	mg/kg	N*	=	=	0.33	
WBG-263	WBG4216	11/1/2000	Grab	Surface Soil	0	1 FT		Inorganics	Arsenic	15	mg/kg		=	=	0.63	
WBGss-013	WBGSS-013-0468-SO	8/5/1996	Grab Composite	Surface Soil	0	2 FT		Inorganics	Arsenic	15	mg/kg		=	=	0.38	
WBGss-324	WB1002	8/8/2000	Grab	Soil	0	1 NA	Pad 38, Plot 126	Inorganics	Arsenic	14.9	mg/kg		=	=	0.58	
WBGss-063	WBGSS-063-0525-SO	8/7/1996	Grab Composite	Surface Soil	0	2 FT		Inorganics	Arsenic	14.9	mg/kg		=	=	0.4	
WBGss-120	WB0709	4/22/1998	Grab Composite	Surface Soil	0	1 FT		Inorganics	Arsenic	14.9	mg/kg		=	=	0.66	
WBG-205	WBG4026	10/18/2000	Grab	Surface Soil	0	1 FT		Inorganics	Arsenic	14.8	mg/kg		=	=	0.62	
WBGss-065	WBGSS-065-0527-SO	8/9/1996	Grab Composite	Surface Soil	0	2 FT		Inorganics	Arsenic	14.8	mg/kg	N	=	=	0.4	
WBGss-113	WB0702	4/23/1998	Grab Composite	Surface Soil	0	1 FT		Inorganics	Arsenic	14.8	mg/kg		=	=	0.57	
WBG-239	WBG4136	10/21/2000	Grab	Surface Soil	0	1 FT		Inorganics	Arsenic	14.7	mg/kg		=	=	0.62	

Station	Sample ID	Date Collected	Sample Type	Media	Depth			Sample Comment	Analysis	Chemical	Results	Units	Lab Qual	Data Qual	Qual	Detection Limit	Validation Code
WBGss-344	WB3020	8/9/2000	Grab	Soil	0	1	NA	Pad 58, Plot 104	Inorganics	Arsenic	14.6	mg/kg		=	=	0.58	
WBGss-049	WBGSS-049-0507-SO	8/7/1996	Grab Composite	Surface Soil	0	2	FT		Inorganics	Arsenic	14.6	mg/kg		=	=	0.42	
WBGss-118	WB0707	4/22/1998	Grab Composite	Surface Soil	0	1	FT		Inorganics	Arsenic	14.6	mg/kg		=	=	0.7	
WBG-243	WBG4150	10/21/2000	Grab	Surface Soil	0	1	FT		Inorganics	Arsenic	14.5	mg/kg		=	=	0.6	
WBG-250	WBG4173	10/23/2000	Grab	Surface Soil	0	1	FT		Inorganics	Arsenic	14.5	mg/kg		=	=	0.62	
WBG-200	WBG4009	10/17/2000	Grab	Surface Soil	0	1	FT		Inorganics	Arsenic	14.3	mg/kg		=	=	0.62	
WBGss-347	WB3023	8/9/2000	Grab	Soil	0	1	NA	Pad 58, Plot 158	Inorganics	Arsenic	14.3	mg/kg		=	=	0.58	
WBGss-064	WBGSS-064-0526-SO	8/7/1996	Grab Composite	Surface Soil	0	2	FT		Inorganics	Arsenic	14.3	mg/kg		=	=	0.39	
WBGss-171	WB0882	5/4/1998	Grab Composite	Surface Soil	0	1	FT		Inorganics	Arsenic	14.3	mg/kg		=	=	0.61	
WBG-251	WBG4176	10/23/2000	Grab	Surface Soil	0	1	FT		Inorganics	Arsenic	14.2	mg/kg		=	=	0.65	
WBGss-002	WBGSS-002-0457-SO	7/31/1996	Grab Composite	Surface Soil	0	2	FT		Inorganics	Arsenic	14.2	mg/kg		=	=	0.38	
WBGss-039	WBGSS-039-0496-SO	7/31/1996	Grab Composite	Surface Soil	0	2	FT	Logbook 40-2	Inorganics	Arsenic	14.1	mg/kg		=	=	0.34	
WBGss-175	WB0887	5/4/1998	Grab Composite	Surface Soil	0	1	FT		Inorganics	Arsenic	14.1	mg/kg		=	=	0.68	
WBGss-011	WBGSS-011-0466-SO	8/5/1996	Grab Composite	Surface Soil	0	2	FT		Inorganics	Arsenic	14	mg/kg		=	=	0.38	
WBGss-015	WBGSS-015-0470-SO	8/5/1996	Grab Composite	Surface Soil	0	2	FT		Inorganics	Arsenic	14	mg/kg		=	=	0.39	
WBG-199	WBG4006	10/17/2000	Grab	Surface Soil	0	1	FT		Inorganics	Arsenic	13.9	mg/kg		=	=	0.65	
WBGss-122	WB0711	4/22/1998	Grab Composite	Surface Soil	0	1	FT		Inorganics	Arsenic	13.9	mg/kg		=	=	0.64	
WBG-230	WBG4105	10/20/2000	Grab	Surface Soil	0	1	FT		Inorganics	Arsenic	13.7	mg/kg		=	=	0.64	
WBG-238	WBG4133	10/21/2000	Grab	Surface Soil	0	1	FT		Inorganics	Arsenic	13.6	mg/kg		=	=	0.65	
WBG-246	WBG4159	10/23/2000	Grab	Surface Soil	0	1	FT		Inorganics	Arsenic	13.6	mg/kg		=	=	0.62	
WBGss-131	WB0720	4/21/1998	Grab Composite	Surface Soil	0	1	FT		Inorganics	Arsenic	13.6	mg/kg		=	=	0.61	
WBGss-334	WB1005	8/8/2000	Grab	Soil	0	1	NA	Pad 38, Plot 295	Inorganics	Arsenic	13.5	mg/kg		=	=	0.6	
WBGss-048	WBGSS-048-0506-SO	8/7/1996	Grab Composite	Surface Soil	0	2	FT		Inorganics	Arsenic	13.5	mg/kg		=	=	0.37	
WBGss-174	WB0886	4/26/1998	Grab	Surface Soil	0	1	FT	ARCHIVED	Inorganics	Arsenic	13.4	mg/kg		=	=	0.63	
WBGss-322	WB1003	8/8/2000	Grab	Soil	0	1	NA	Pad 38, Plot 30	Inorganics	Arsenic	13.4	mg/kg		=	=	0.58	
WBG-278	WBG4233	10/24/2000	Grab	Surface Soil	0	1	FT		Inorganics	Arsenic	13.3	mg/kg		=	=	0.65	
WBG-296	WBG4315	11/2/2000	Grab	Surface Soil	0	1	FT		Inorganics	Arsenic	13.3	mg/kg		=	=	0.62	
WBGss-299	WB1009	8/8/2000	Grab	Soil	0	1	NA	Pad 37, Plot 11	Inorganics	Arsenic	13.3	mg/kg		=	=	0.58	
WBGss-178	WB0890	5/4/1998	Grab Composite	Surface Soil	0	1	FT		Inorganics	Arsenic	13.3	mg/kg		=	=	0.68	
WBG-224	WBG4085	10/20/2000	Grab	Surface Soil	0	1	FT		Inorganics	Arsenic	13.2	mg/kg		=	=	0.65	
WBGss-308	WB1008	8/8/2000	Grab	Soil	0	1	NA	Pad 37, Plot 130	Inorganics	Arsenic	13.1	mg/kg		=	=	0.59	
WBG-227	WBG4094	10/22/2000	Grab	Surface Soil	0	1	FT		Inorganics	Arsenic	13	mg/kg		=	=	0.63	
WBG-242	WBG4145	10/22/2000	Grab	Surface Soil	0	1	FT		Inorganics	Arsenic	13	mg/kg		=	=	0.62	
WBG-247	WBG4162	10/22/2000	Grab	Surface Soil	0	1	FT		Inorganics	Arsenic	13	mg/kg		=	=	0.63	
WBG-281	WBG4236	10/24/2000	Grab	Surface Soil	0	1	FT		Inorganics	Arsenic	13	mg/kg		=	=	0.6	
WBGss-020	WBGSS-020-0477-SO	8/5/1996	Grab Composite	Surface Soil	0	2	FT		Inorganics	Arsenic	12.9	mg/kg		=	=	0.37	
WBG-264	WBG4219	10/30/2000	Grab	Surface Soil	0	1	FT		Inorganics	Arsenic	12.8	mg/kg		=	=	0.64	
WBGss-129	WB0718	4/22/1998	Grab Composite	Surface Soil	0	1	FT		Inorganics	Arsenic	12.8	mg/kg		=	=	0.65	
WBG-204	WBG4023	10/18/2000	Grab	Surface Soil	0	1	FT		Inorganics	Arsenic	12.7	mg/kg		=	=	0.61	
WBG-275	WBG4230	10/24/2000	Grab	Surface Soil	0	1	FT		Inorganics	Arsenic	12.7	mg/kg		=	=	0.63	
WBGss-139	WB0728	4/22/1998	Grab Composite	Surface Soil	0	1	FT		Inorganics	Arsenic	12.7	mg/kg		=	=	0.66	
WBG-232	WBG4111	10/22/2000	Grab	Surface Soil	0	1	FT		Inorganics	Arsenic	12.6	mg/kg		=	=	0.58	
WBG-240	WBG4139	10/21/2000	Grab	Surface Soil	0	1	FT		Inorganics	Arsenic	12.6	mg/kg		=	=	0.61	
WBGss-009	WBGSS-009-0464-SO	8/5/1996	Grab Composite	Surface Soil	0	2	FT		Inorganics	Arsenic	12.6	mg/kg		=	=	0.36	
WBGss-066	WBGSS-066-0528-SO	8/9/1996	Grab Composite	Surface Soil	0	2	FT		Inorganics	Arsenic	12.6	mg/kg		=	=	0.34	
WBGss-128	WB0717	4/22/1998	Grab Composite	Surface Soil	0	1	FT		Inorganics	Arsenic	12.6	mg/kg		=	=	0.59	
WBGss-150	WB0739	4/23/1998	Grab Composite	Surface Soil	0	1	FT		Inorganics	Arsenic	12.6	mg/kg		=	=	0.61	
WBG-258	WBG4201	11/1/2000	Grab	Surface Soil	0	1	FT		Inorganics	Arsenic	12.5	mg/kg		=	=	0.62	
WBGss-053	WBGSS-053-0513-SO	8/13/1996	Grab Composite	Surface Soil	0	2	FT	Relocated to PAD-43 (PAD-57 couldn't be located.)	Inorganics	Arsenic	12.5	mg/kg	N	=	=	0.39	
WBGss-140	WB0729	4/22/1998	Grab Composite	Surface Soil	0	1	FT		Inorganics	Arsenic	12.5	mg/kg		=	=	0.7	
WBGss-187	WB0912	5/6/1998	Grab	Surface Soil	0	1	FT		Inorganics	Arsenic	12.4	mg/kg		=	=	0.64	
WBGss-389	WB2016	8/8/2000	Grab	Soil	0	1	NA	Pad 66, Plot 242	Inorganics	Arsenic	12.4	mg/kg		=	=	0.57	
WBGss-040	WBGSS-040-0497-SO	7/31/1996	Grab Composite	Surface Soil	0	2	FT		Inorganics	Arsenic	12.4	mg/kg		=	=	0.34	
WBGss-134	WB0723	4/21/1998	Grab Composite	Surface Soil	0	1	FT		Inorganics	Arsenic	12.4	mg/kg		=	=	0.61	
WBGss-188	WB0913	5/6/1998	Grab	Surface Soil	0	1	FT		Inorganics	Arsenic	12.3	mg/kg		=	=	0.64	
WBGss-132	WB0721	4/21/1998	Grab Composite	Surface Soil	0	1	FT		Inorganics	Arsenic	12.3	mg/kg		=	=	0.7	
WBGss-135	WB0724	4/21/1998	Grab Composite	Surface Soil	0	1	FT		Inorganics	Arsenic	12.2	mg/kg		=	=	0.58	
WBGss-041	WBGSS-041-0499-SO	7/31/1996	Grab	Surface Soil	0	0.5	FT	Logbook 40-2	Inorganics	Arsenic	12.1	mg/kg		=	=	0.36	
WBGss-055	WBGSS-055-0515-SO	8/8/1996	Grab Composite	Surface Soil	0	2	FT		Inorganics	Arsenic	12.1	mg/kg		=	=	0.37	
WBGss-061	WBGSS-061-0523-SO	8/8/1996	Grab Composite	Surface Soil	0	2	FT		Inorganics	Arsenic	12.1	mg/kg		=	=	0.39	
WBGss-123	WB0712	4/22/1998	Grab Composite	Surface Soil	0	1	FT		Inorganics	Arsenic	12.1	mg/kg		=	=	0.59	
WBGss-133	WB0722	4/21/1998	Grab Composite	Surface Soil	0	1	FT		Inorganics	Arsenic	12.1	mg/kg		=	=	0.67	
WBGss-346	WB3022	8/9/2000	Grab	Soil	0	1	NA	Pad 58, Plot 156	Inorganics	Arsenic	12	mg/kg		=	=	0.57	
WBGss-362	WB3025	8/9/2000	Grab	Soil	0	1	NA	Pad 59, Plot 140	Inorganics	Arsenic	12	mg/kg		=	=	0.59	
WBGss-014	WBGSS-014-0469-SO	8/8/1996	Grab Composite	Surface Soil	0	1.5	FT		Inorganics	Arsenic	12	mg/kg	N	=	=	0.36	
WBGss-052	WBGSS-052-0512-SO	8/7/1996	Grab Composite	Surface Soil	0	2	FT		Inorganics	Arsenic	12	mg/kg		=	=	0.37	
WBG-203	WBG4018	10/22/2000	Grab	Surface Soil	0	1	FT		Inorganics	Arsenic	11.9	mg/kg		=	=	0.58	
WBGss-314	WB1007	8/8/2000	Grab	Soil	0	1	NA	Pad 37, Plot 265	Inorganics	Arsenic	11.8	mg/kg		=	=	0.57	
WBGss-390	WB2018	8/8/2000	Grab	Soil	0	1	NA	Pad 66, Plot 243	Inorganics	Arsenic	11.8	mg/kg		=	=	0.59	
WBGss-146	WB0735	4/23/1998	Grab Composite	Surface Soil	0	1	FT		Inorganics	Arsenic	11.8	mg/kg		=	=	0.56	
WBG-209	WBG4038	10/18/2000	Grab	Surface Soil	0	1	FT		Inorganics	Arsenic	11.7	mg/kg		=	=	0.67	
WBGss-068	WBGSS-068-0532-SO	8/9/1996	Grab Composite	Surface Soil	0	2	FT		Inorganics	Arsenic	11.7	mg/kg	N	=	=	0.4	
WBGss-074	WBGSS-074-0538-SO	8/9/1996	Grab Composite	Surface Soil	0	0.5	FT		Inorganics	Arsenic	11.7	mg/kg		=	=	0.36	
WBGss-169	WB0884	4/26/1998	Grab	Surface Soil	0	1	FT		Inorganics	Arsenic	11.6	mg/kg		=	=	0.6	
WBGss-058	WBGSS-058-0520-SO	8/7/1996	Grab Composite	Surface Soil	0	1.4	FT	Refusal at 1.4 feet.	Inorganics	Arsenic	11.6	mg/kg		=	=	0.39	
WBGss-353	WB3024	8/9/2000	Grab	Soil	0	1	NA	Pad 58, Plot 251	Inorganics	Arsenic	11.5	mg/kg		=	=	0.57	
WBGss-060	WBGSS-060-0522-SO	8/8/1996	Grab Composite	Surface Soil	0	2	FT		Inorganics	Arsenic	11.5	mg/kg		=	=	0.38	
WBG-206	WBG4029	10/18/2000	Grab	Surface Soil	0	1	FT		Inorganics	Arsenic	11.4	mg/kg		=	=	0.59	
WBGss-141	WB0730	4/22/1998	Grab Composite	Surface Soil	0	1	FT		Inorganics	Arsenic	11.4	mg/kg		=	=	0.66	
WBGss-172	WB0883	5/4/1998	Grab Composite	Surface Soil	0	1	FT		Inorganics	Arsenic	11.4	mg/kg		=	=	0.6	
WBG-237	WBG4128	10/22/2000	Grab	Surface Soil	0	1	FT		Inorganics	Arsenic	11.3	mg/kg		=	=	0.62	
WBGss-352	WB3021	8/9/2000	Grab	Soil	0	1	NA	Pad 58, Plot 234/235	Inorganics	Arsenic	11.2	mg/kg		=	=	0.57	
WBG-266	WBG4221	10/30/2000	Grab	Surface Soil	0	1	FT		Inorganics	Arsenic	11.1	mg/kg		=	=	0.64	
WBGss-176	WB0888	4/26/1998	Grab	Surface Soil	0	1	FT	ARCHIVED	Inorganics	Arsenic	11.1	mg/kg		=	=	0.63	
WBGss-193	WB0932	5/7/1998	Grab	Surface Soil	0	1	FT		Inorganics	Arsenic	11.1	mg/kg		=	=	0.72	
WBGss-012	WBGSS-012-0467-SO	8/5/1996	Grab Composite	Surface Soil	0	2	FT		Inorganics	Arsenic	11.1	mg/kg		=	=	0.39	
WBGss-189	WB0914	5/6/1998	Grab	Surface Soil	0	1	FT		Inorganics	Arsenic	11	mg/kg		=	=	0.61	
WBGss-001	WBGSS-001-0456-SO	7/31/1996	Grab Composite	Surface Soil	0	2	FT		Inorganics	Arsenic	11	mg/kg		=	=	0.33	
WBG-274	WBG4229	10/24/2000	Grab	Surface Soil	0	1	FT		Inorganics	Arsenic	10.9	mg/kg		=	=	0.63	
WBGss-075	WBGSS-075-0539-SO	8/9/1996	Grab Composite	Surface Soil	0	2	FT		Inorganics	Arsenic	10.8	mg/kg		=	=	0.37	
WBGss-070	WBGSS-070-0534-SO	8/9/1996	Grab Composite	Surface Soil	0	2	FT		Inorganics	Arsenic	10.7	mg/kg		=	=	0.4	
WBG-236	WBG4125	10/20/2000	Grab	Surface Soil	0	1	FT		Inorganics	Arsenic	10.6	mg/kg		=	=	0.6	
WBG-249	WBG4170	10/23/2000	Grab	Surface Soil	0	1	FT		Inorganics	Arsenic	10.6	mg/kg		=	=	0.56	

Station	Sample ID	Date Collected	Sample Type	Media	Depth	Sample Comment	Analysis	Chemical	Results	Units	Lab Qual	Data Qual	Qual	Detection Limit	Validation Code
WBGss-143	WB0732	4/22/1998	Grab Composite	Surface Soil	0 1 FT		Inorganics	Arsenic	10.6	mg/kg		=	=	0.57	
WBG-201	WBG4012	10/17/2000	Grab	Surface Soil	0 1 FT		Inorganics	Arsenic	10.5	mg/kg		=	=	0.61	
WBG-261	WBG4210	10/23/2000	Grab	Surface Soil	0 1 FT		Inorganics	Arsenic	10.5	mg/kg		=	=	0.62	
WBGss-371	WB3026	8/9/2000	Grab	Soil	0 1 NA	Pad 59, Plot 253	Inorganics	Arsenic	10.5	mg/kg		=	=	0.6	
WBGss-062	WBGSS-062-0524-SO	8/8/1996	Grab Composite	Surface Soil	0 2 FT		Inorganics	Arsenic	10.4	mg/kg		=	=	0.38	
WBGss-117	WB0706	4/22/1998	Grab Composite	Surface Soil	0 1 FT		Inorganics	Arsenic	10.4	mg/kg		=	=	0.6	
WBG-223	WBG4082	10/20/2000	Grab	Surface Soil	0 1 FT		Inorganics	Arsenic	10.3	mg/kg		=	=	0.59	
WBGss-057	WBGSS-057-0517-SO	8/7/1996	Grab Composite	Surface Soil	0 2 FT		Inorganics	Arsenic	10.1	mg/kg		=	=	0.4	
WBGss-142	WB0731	4/22/1998	Grab Composite	Surface Soil	0 1 FT		Inorganics	Arsenic	10.1	mg/kg		=	=	0.64	
WBG-233	WBG4116	10/20/2000	Grab	Surface Soil	0 1 FT		Inorganics	Arsenic	10	mg/kg		=	=	0.61	
WBGss-313	WB1006	8/8/2000	Grab	Soil	0 1 NA	Pad 37, Plot 236	Inorganics	Arsenic	10	mg/kg		=	=	0.62	
WBGss-119	WB0708	4/22/1998	Grab Composite	Surface Soil	0 1 FT		Inorganics	Arsenic	10	mg/kg		=	=	0.63	
WBG-277	WBG4232	10/24/2000	Grab	Surface Soil	0 1 FT		Inorganics	Arsenic	9.9	mg/kg		=	=	0.63	
WBGss-194	WB0935	5/7/1998	Grab	Surface Soil	0 1 FT		Inorganics	Arsenic	9.9	mg/kg		=	=	0.63	
WBG-265	WBG4220	10/30/2000	Grab	Surface Soil	0 1 FT		Inorganics	Arsenic	9.7	mg/kg		=	=	0.61	
WBG-269	WBG4224	10/24/2000	Grab	Surface Soil	0 1 FT		Inorganics	Arsenic	9.7	mg/kg		=	=	0.63	
WBG-208	WBG4035	10/18/2000	Grab	Surface Soil	0 1 FT		Inorganics	Arsenic	9.6	mg/kg		=	=	0.62	
WBG-267	WBG4222	10/24/2000	Grab	Surface Soil	0 1 FT		Inorganics	Arsenic	9.6	mg/kg		=	=	0.62	
WBGss-137	WB0726	4/22/1998	Grab Composite	Surface Soil	0 1 FT		Inorganics	Arsenic	9.5	mg/kg		=	=	0.68	
WBG-225	WBG4088	10/20/2000	Grab	Surface Soil	0 1 FT		Inorganics	Arsenic	9.4	mg/kg		=	=	0.66	
WBG-297	WBG4316	11/2/2000	Grab	Surface Soil	0 1 FT		Inorganics	Arsenic	9.4	mg/kg		=	=	0.62	
WBGss-359	WB3027	8/9/2000	Grab	Soil	0 1 NA	Pad 59, Plot 108	Inorganics	Arsenic	9.4	mg/kg		=	=	0.58	
WBGss-072	WBGSS-072-0536-SO	8/9/1996	Grab Composite	Surface Soil	0 2 FT		Inorganics	Arsenic	9.3	mg/kg		=	=	0.34	
WBG-257	WBG4196	10/30/2000	Grab	Surface Soil	0 1 FT		Inorganics	Arsenic	9.2	mg/kg		=	=	0.58	
WBGss-149	WB0738	4/23/1998	Grab Composite	Surface Soil	0 1 FT		Inorganics	Arsenic	9.2	mg/kg		=	=	0.62	
WBG-255	WBG4190	10/17/2000	Grab	Surface Soil	0 1 FT		Inorganics	Arsenic	9.1	mg/kg		=	=	0.6	
WBGss-173	WB0885	4/26/1998	Grab	Surface Soil	0 1 FT	ARCHIVED	Inorganics	Arsenic	9.1	mg/kg		=	=	0.6	
WBGss-325	WB1004	8/8/2000	Grab	Soil	0 1 NA	Pad 38, Plot 135	Inorganics	Arsenic	9.1	mg/kg		=	=	0.56	
WBG-291	WBG4246	10/31/2000	Grab	Surface Soil	0 1 FT		Inorganics	Arsenic	8.9	mg/kg		=	=	0.58	
WBGss-031	WBGSS-031-0488-SO	8/7/1996	Grab Composite	Surface Soil	0 2 FT	West of pad #37	Inorganics	Arsenic	8.9	mg/kg		=	=	0.33	
WBG-212	WBG4049	10/18/2000	Grab	Surface Soil	0 1 FT		Inorganics	Arsenic	8.8	mg/kg		=	=	0.6	
WBGss-138	WB0727	4/22/1998	Grab Composite	Surface Soil	0 1 FT		Inorganics	Arsenic	8.8	mg/kg		=	=	0.59	
WBG-234	WBG4119	10/19/2000	Grab	Surface Soil	0 1 FT		Inorganics	Arsenic	8.6	mg/kg		=	=	0.58	
WBG-256	WBG4193	10/17/2000	Grab	Surface Soil	0 1 FT		Inorganics	Arsenic	8.6	mg/kg		=	=	0.61	
WBG-260	WBG4207	10/23/2000	Grab	Surface Soil	0 1 FT		Inorganics	Arsenic	8.6	mg/kg		=	=	0.57	
WBG-253	WBG4184	10/17/2000	Grab	Surface Soil	0 1 FT		Inorganics	Arsenic	8.5	mg/kg		=	=	0.59	
WBGss-130	WB0719	4/22/1998	Grab Composite	Surface Soil	0 1 FT		Inorganics	Arsenic	8.5	mg/kg		=	=	0.61	
WBGss-136	WB0725	4/22/1998	Grab Composite	Surface Soil	0 1 FT		Inorganics	Arsenic	8.5	mg/kg		=	=	0.66	
WBG-235	WBG4122	10/19/2000	Grab	Surface Soil	0 1 FT		Inorganics	Arsenic	8.1	mg/kg		=	=	0.61	
WBG-254	WBG4187	10/16/2000	Grab	Surface Soil	0 1 FT		Inorganics	Arsenic	7.9	mg/kg		=	=	0.6	
WBGss-022	WBGSS-022-0479-SO	8/5/1996	Grab Composite	Surface Soil	0 2 FT		Inorganics	Arsenic	7.9	mg/kg		=	=	0.4	
WBGss-073	WBGSS-073-0537-SO	8/9/1996	Grab Composite	Surface Soil	0 2 FT		Inorganics	Arsenic	7.8	mg/kg		=	=	0.39	
WBGss-076	WBGSS-076-0541-SO	8/9/1996	Grab Composite	Surface Soil	0 2 FT		Inorganics	Arsenic	7.8	mg/kg		=	=	0.33	
WBGss-025	WBGSS-025-0482-SO	8/5/1996	Grab Composite	Surface Soil	0 0.5 FT	Refusal @ .5 bgs. Due to gravel in hole.	Inorganics	Arsenic	7.6	mg/kg		=	=	0.35	
WBGss-056	WBGSS-056-0516-SO	8/8/1996	Grab Composite	Surface Soil	0 2 FT		Inorganics	Arsenic	7.4	mg/kg		=	=	0.37	
WBG-214	WBG4055	10/18/2000	Grab	Surface Soil	0 1 FT		Inorganics	Arsenic	7.2	mg/kg		=	=	0.66	
WBG-280	WBG4235	10/30/2000	Grab	Surface Soil	0 1 FT		Inorganics	Arsenic	6.9	mg/kg		=	=	0.63	
WBGss-341	WB3019	8/9/2000	Grab	Soil	0 1 NA	Pad 58, Plot 45	Inorganics	Arsenic	5.7	mg/kg		=	=	0.57	
WBGss-154	WB0743	5/6/1998	Grab Composite	Surface Soil	0 1 FT		Inorganics	Arsenic	0.59	mg/kg		=	=	0.5	
WBGss-112	WB0701	4/23/1998	Grab Composite	Surface Soil	0 1 FT		Inorganics	Arsenic	35.8	mg/kg		J	J	0.62	I02
WBGss-038	WBGSS-038-0495-SO	8/6/1996	Grab Composite	Surface Soil	0 2 FT		Inorganics	Arsenic	21.6	mg/kg	N	J	J	0.35	I02
WBGss-004	WBGSS-004-0459-SO	7/30/1996	Grab Composite	Surface Soil	0 0.7 FT	Bottom of hole @ 8 inches	Inorganics	Arsenic	21.3	mg/kg	N*	J	J	0.35	I01
WBGss-005	WBGSS-005-0460-SO	7/30/1996	Grab Composite	Surface Soil	0 2 FT		Inorganics	Arsenic	20.4	mg/kg	N*	J	J	0.36	I01
WBG-288	WBG4243	10/31/2000	Grab	Surface Soil	0 1 FT		Inorganics	Arsenic	19.1	mg/kg		J	J	0.66	I02
WBG-285	WBG4240	10/31/2000	Grab	Surface Soil	0 1 FT		Inorganics	Arsenic	18.4	mg/kg		J	J	0.62	I02
WBGss-111	WB0700	4/23/1998	Grab Composite	Surface Soil	0 1 FT		Inorganics	Arsenic	17.8	mg/kg		J	J	0.6	I02
WBGss-030	WBGSS-030-0487-SO	8/7/1996	Grab Composite	Surface Soil	0 1.5 FT	South of Burn area, Pad #37.	Inorganics	Arsenic	17.7	mg/kg	N	J	J	0.37	I02
WBGss-045	WBGSS-045-0503-SO	8/7/1996	Grab Composite	Surface Soil	0 1 FT	Refusal due to large cobble at 1.0 ft.	Inorganics	Arsenic	17.6	mg/kg	N	J	J	0.37	I02
WBGss-026	WBGSS-026-0483-SO	8/6/1996	Grab Composite	Surface Soil	0 1.3 FT		Inorganics	Arsenic	16.9	mg/kg	N	J	J	0.35	I02
WBGss-116	WB0705	4/23/1998	Grab Composite	Surface Soil	0 1 FT		Inorganics	Arsenic	16.9	mg/kg		J	J	0.71	I02
WBGss-006	WBGSS-006-0461-SO	7/30/1996	Grab Composite	Surface Soil	0 2 FT		Inorganics	Arsenic	16.5	mg/kg	N*	J	J	0.39	I01
WBGss-042	WBGSS-042-0500-SO	8/7/1996	Grab Composite	Surface Soil	0 2 FT		Inorganics	Arsenic	16.5	mg/kg	N	J	J	0.37	I02
WBGss-037	WBGSS-037-0494-SO	8/6/1996	Grab Composite	Surface Soil	0 2 FT		Inorganics	Arsenic	16.1	mg/kg	N	J	J	0.35	I02
WBGss-108	WB0697	4/23/1998	Grab Composite	Surface Soil	0 1 FT		Inorganics	Arsenic	16.1	mg/kg		J	J	0.63	I02
WBGss-114	WB0703	4/23/1998	Grab Composite	Surface Soil	0 1 FT		Inorganics	Arsenic	15.9	mg/kg		J	J	0.61	I02
WBGss-101	WB0690	4/23/1998	Grab Composite	Surface Soil	0 1 FT		Inorganics	Arsenic	15.3	mg/kg		J	J	0.63	I02
WBGss-033	WBGSS-033-0490-SO	8/6/1996	Grab Composite	Surface Soil	0 2 FT	East end of pad #37	Inorganics	Arsenic	14.7	mg/kg	N	J	J	0.34	I02
WBGss-007	WBGSS-007-0462-SO	7/30/1996	Grab Composite	Surface Soil	0 2 FT		Inorganics	Arsenic	14.3	mg/kg	N*	J	J	0.36	I01
WBGss-027	WBGSS-027-0484-SO	8/6/1996	Grab Composite	Surface Soil	0 0.5 FT		Inorganics	Arsenic	14.2	mg/kg	N	J	J	0.37	I02
WBGss-115	WB0704	4/23/1998	Grab Composite	Surface Soil	0 1 FT		Inorganics	Arsenic	14.1	mg/kg		J	J	0.61	I02
WBGss-043	WBGSS-043-0501-SO	8/7/1996	Grab Composite	Surface Soil	0 2 FT		Inorganics	Arsenic	14	mg/kg	N	J	J	0.36	I02
WBG-283	WBG4238	10/31/2000	Grab	Surface Soil	0 1 FT		Inorganics	Arsenic	13.9	mg/kg		J	J	0.62	I02
WBGss-102	WB0691	4/23/1998	Grab Composite	Surface Soil	0 1 FT		Inorganics	Arsenic	13.9	mg/kg		J	J	0.59	I02
WBG-268	WBG4223	11/1/2000	Grab	Surface Soil	0 1 FT		Inorganics	Arsenic	13.7	mg/kg		J	J	0.68	I02
WBGss-017	WBGSS-017-0472-SO	8/6/1996	Grab Composite	Surface Soil	0 2 FT		Inorganics	Arsenic	13.7	mg/kg	N	J	J	0.34	I02
WBGss-097	WBGSS-097-0564-SO	8/13/1996	Grab Composite	Surface Soil	0 2 FT	Note: This location(TBD) used at PAD-41	Inorganics	Arsenic	13.3	mg/kg	N	J	J	0.38	I01
WBG-282	WBG4237	10/31/2000	Grab	Surface Soil	0 1 FT		Inorganics	Arsenic	13.1	mg/kg		J	J	0.62	I02
WBGss-044	WBGSS-044-0502-SO	8/7/1996	Grab Composite	Surface Soil	0 2 FT		Inorganics	Arsenic	13.1	mg/kg	N	J	J	0.38	I02
WBGss-100	WB0689	4/23/1998	Grab Composite	Surface Soil	0 1 FT		Inorganics	Arsenic	13.1	mg/kg		J	J	0.63	I02
WBGss-107	WB0696	4/23/1998	Grab Composite	Surface Soil	0 1 FT		Inorganics	Arsenic	13	mg/kg		J	J	0.6	I02
WBGss-109	WB0698	4/23/1998	Grab Composite	Surface Soil	0 1 FT		Inorganics	Arsenic	12.6	mg/kg		J	J	0.67	I02
WBGss-019	WBGSS-019-0474-SO	8/6/1996	Grab Composite	Surface Soil	0 1.5 FT		Inorganics	Arsenic	12.5	mg/kg	N	J	J	0.37	I02
WBGss-018	WBGSS-018-0473-SO	8/6/1996	Grab Composite	Surface Soil	0 1.5 FT		Inorganics	Arsenic	12.3	mg/kg	N	J	J	0.36	I02
WBGss-036	WBGSS-036-0493-SO	8/6/1996	Grab Composite	Surface Soil	0 2 FT		Inorganics	Arsenic	12.3	mg/kg	N	J	J	0.36	I02
WBGss-028	WBGSS-028-0485-SO	8/7/1996	Grab Composite	Surface Soil	0 2 FT		Inorganics	Arsenic	12.2	mg/kg	N	J	J	0.38	I02
WBG-286	WBG4241	10/31/2000	Grab	Surface Soil	0 1 FT		Inorganics	Arsenic	12.1	mg/kg		J	J	0.63	I02
WBGss-105	WB0694	4/23/1998	Grab Composite	Surface Soil	0 1 FT		Inorganics	Arsenic	11.9	mg/kg		J	J	0.63	I02
WBGss-029	WBGSS-029-0486-SO	8/7/1996	Grab Composite	Surface Soil	0 2 FT		Inorganics	Arsenic	11.4	mg/kg	N	J	J	0.38	I02
WBG-287	WBG4242	10/31/2000	Grab	Surface Soil	0 1 FT		Inorganics	Arsenic	11.2	mg/kg		J	J	0.65	I02
WBG-284	WBG4239	10/31/2000	Grab	Surface Soil	0 1 FT		Inorganics	Arsenic	11.1	mg/kg		J	J	0.65	I02
WBGss-016	WBGSS-016-0471-SO	8/6/1996	Grab Composite	Surface Soil	0 2 FT		Inorganics	Arsenic	11	mg/kg	N	J	J	0.36	I02
WBG-273	WBG4228	11/1/2000	Grab	Surface Soil	0 1 FT		Inorganics	Arsenic	10.8	mg/kg		J	J	0.68	I02
WBGss-034	WBGSS-034-0491-SO	8/6/1996	Grab Composite	Surface Soil	0 2 FT		Inorganics	Arsenic	10.5	mg/kg	N	J	J	0.34	I02

Station	Sample ID	Date Collected	Sample Type	Media	Depth	Sample Comment	Analysis	Chemical	Results	Units	Lab Qual	Data Qual	Qual	Detection Limit	Validation Code
WBG-262	WBG4213	11/1/2000	Grab	Surface Soil	0 1 FT		Inorganics	Arsenic	10.3	mg/kg		J	J	0.6	I02
WBGss-098	WBGSS-098-0565-SO	8/14/1996	Grab Composite	Surface Soil	0 2 FT		Inorganics	Arsenic	10.3	mg/kg	N	J	J	0.39	I01
WBG-272	WBG4227	11/1/2000	Grab	Surface Soil	0 1 FT		Inorganics	Arsenic	10.2	mg/kg		J	J	0.61	I02
WBGss-104	WB0693	4/23/1998	Grab Composite	Surface Soil	0 1 FT		Inorganics	Arsenic	9.8	mg/kg		J	J	0.61	I02
WBG-270	WBG4225	11/1/2000	Grab	Surface Soil	0 1 FT		Inorganics	Arsenic	9.7	mg/kg		J	J	0.63	I02
WBG-292	WBG4247	10/31/2000	Grab	Surface Soil	0 1 FT		Inorganics	Arsenic	9.7	mg/kg		J	J	0.67	I02
WBGss-051	WBGSS-051-0509-SO	8/8/1996	Grab Composite	Surface Soil	0 2 FT		Inorganics	Arsenic	9.7	mg/kg	N*	J	J	0.35	I01
WBGss-077	WBGSS-077-0542-SO	8/13/1996	Grab Composite	Surface Soil	0 0.8 FT	Note: Moved to PAD-32.	Inorganics	Arsenic	9.7	mg/kg	N	J	J	0.37	I01
WBG-271	WBG4226	11/1/2000	Grab	Surface Soil	0 1 FT		Inorganics	Arsenic	9.6	mg/kg		J	J	0.66	I02
WBGss-103	WB0692	4/23/1998	Grab Composite	Surface Soil	0 1 FT		Inorganics	Arsenic	9.4	mg/kg		J	J	0.63	I02
WBGss-110	WB0699	4/23/1998	Grab Composite	Surface Soil	0 1 FT		Inorganics	Arsenic	9.2	mg/kg		J	J	0.63	I02
WBG-293	WBG4248	10/31/2000	Grab	Surface Soil	0 1 FT		Inorganics	Arsenic	8.8	mg/kg		J	J	0.63	I02
WBG-289	WBG4244	10/31/2000	Grab	Surface Soil	0 1 FT		Inorganics	Arsenic	8.7	mg/kg		J	J	0.61	I02
WBG-279	WBG4234	10/31/2000	Grab	Surface Soil	0 1 FT		Inorganics	Arsenic	7.2	mg/kg		J	J	0.63	I02
WBG-290	WBG4245	10/31/2000	Grab	Surface Soil	0 1 FT		Inorganics	Arsenic	7.1	mg/kg		J	J	0.64	I02
WBGss-035	WBGSS-035-0492-SO	8/6/1996	Grab Composite	Surface Soil	0 2 FT		Inorganics	Arsenic	7.1	mg/kg	N	J	J	0.34	I02
WBGss-106	WB0695	4/23/1998	Grab Composite	Surface Soil	0 1 FT		Inorganics	Arsenic	6.1	mg/kg		J	J	0.61	I02
WBGss-032	WBGSS-032-0489-SO	8/7/1996	Grab Composite	Surface Soil	0 0.5 FT	North of Pad #37.	Inorganics	Arsenic	2.5	mg/kg	N	J	J	0.36	I02
WBGss-153	WB0742	5/6/1998	Grab Composite	Surface Soil	0 1 FT		Inorganics	Arsenic	0.31	mg/kg	B	J	J	0.5	
WBGss-069	WBGSS-069-0533-SO	8/9/1996	Grab Composite	Surface Soil	0 2 FT		Inorganics	Barium	7780	mg/kg	N*	=	=	2	
WBG-246	WBG4159	10/23/2000	Grab	Surface Soil	0 1 FT		Inorganics	Barium	7160	mg/kg		=	=	124	
WBG-245	WBG4156	10/23/2000	Grab	Surface Soil	0 1 FT		Inorganics	Barium	3500	mg/kg		=	=	124	
WBG-256	WBG4193	10/17/2000	Grab	Surface Soil	0 1 FT		Inorganics	Barium	2490	mg/kg		=	=	24.4	
WBG-250	WBG4173	10/23/2000	Grab	Surface Soil	0 1 FT		Inorganics	Barium	2190	mg/kg		=	=	24.8	
WBG-254	WBG4187	10/16/2000	Grab	Surface Soil	0 1 FT		Inorganics	Barium	2170	mg/kg		=	=	23.8	
WBG-255	WBG4190	10/17/2000	Grab	Surface Soil	0 1 FT		Inorganics	Barium	1870	mg/kg		=	=	23.8	
WBG-249	WBG4170	10/23/2000	Grab	Surface Soil	0 1 FT		Inorganics	Barium	1400	mg/kg		=	=	22.3	
WBG-247	WBG4162	10/22/2000	Grab	Surface Soil	0 1 FT		Inorganics	Barium	1320	mg/kg		=	=	25.1	
WBG-257	WBG4196	10/30/2000	Grab	Surface Soil	0 1 FT		Inorganics	Barium	1080	mg/kg		=	=	23.2	
WBGss-072	WBGSS-072-0536-SO	8/9/1996	Grab Composite	Surface Soil	0 2 FT		Inorganics	Barium	920	mg/kg	N*	=	=	0.08	
WBGss-168	WB0768	4/29/1998	Grab	Surface Soil	0 1 FT		Inorganics	Barium	698	mg/kg		=	=	24.8	
WBG-207	WBG4032	10/18/2000	Grab	Surface Soil	0 1 FT		Inorganics	Barium	629	mg/kg		=	=	25.5	
WBGss-073	WBGSS-073-0537-SO	8/9/1996	Grab Composite	Surface Soil	0 2 FT		Inorganics	Barium	581	mg/kg		=	=	0.09	
WBG-271	WBG4226	11/1/2000	Grab	Surface Soil	0 1 FT		Inorganics	Barium	500	mg/kg		=	=	26.3	
WBGss-153	WB0742	5/6/1998	Grab Composite	Surface Soil	0 1 FT		Inorganics	Barium	495	mg/kg		=	=	20.1	
WBGss-032	WBGSS-032-0489-SO	8/7/1996	Grab Composite	Surface Soil	0 0.5 FT	North of Pad #37.	Inorganics	Barium	466	mg/kg	*	=	=	0.09	
WBGss-389	WB2016	8/8/2000	Grab	Soil	0 1 NA	Pad 66, Plot 242	Inorganics	Barium	411	mg/kg		=	=	22.7	
WBGss-122	WB0711	4/22/1998	Grab Composite	Surface Soil	0 1 FT		Inorganics	Barium	401	mg/kg		=	=	25.6	
WBG-199	WBG4006	10/17/2000	Grab	Surface Soil	0 1 FT		Inorganics	Barium	386	mg/kg		=	=	25.9	
WBG-253	WBG4184	10/17/2000	Grab	Surface Soil	0 1 FT		Inorganics	Barium	380	mg/kg		=	=	23.7	
WBGss-070	WBGSS-070-0534-SO	8/9/1996	Grab Composite	Surface Soil	0 2 FT		Inorganics	Barium	377	mg/kg		=	=	0.1	
WBGss-154	WB0743	5/6/1998	Grab Composite	Surface Soil	0 1 FT		Inorganics	Barium	301	mg/kg		=	=	20.1	
WBGss-146	WB0735	4/23/1998	Grab Composite	Surface Soil	0 1 FT		Inorganics	Barium	290	mg/kg		=	=	22.5	
WBGss-193	WB0932	5/7/1998	Grab	Surface Soil	0 1 FT		Inorganics	Barium	276	mg/kg		=	=	28.7	
WBGss-077	WBGSS-077-0542-SO	8/13/1996	Grab Composite	Surface Soil	0 0.8 FT	Note: Moved to PAD-32.	Inorganics	Barium	263	mg/kg		=	=	0.09	
WBGss-390	WB2018	8/8/2000	Grab	Soil	0 1 NA	Pad 66, Plot 243	Inorganics	Barium	234	mg/kg		=	=	23.8	
WBGss-120	WB0709	4/22/1998	Grab Composite	Surface Soil	0 1 FT		Inorganics	Barium	231	mg/kg		=	=	26.4	
WBGss-194	WB0935	5/7/1998	Grab	Surface Soil	0 1 FT		Inorganics	Barium	212	mg/kg		=	=	25.3	
WBG-260	WBG4207	10/23/2000	Grab	Surface Soil	0 1 FT		Inorganics	Barium	207	mg/kg		=	=	23	
WBGss-057	WBGSS-057-0517-SO	8/7/1996	Grab Composite	Surface Soil	0 2 FT		Inorganics	Barium	207	mg/kg		=	=	0.1	
WBGss-388	WB2017	8/8/2000	Grab	Soil	0 1 NA	Pad 66, Plot 226	Inorganics	Barium	197	mg/kg		=	=	23.8	
WBG-261	WBG4210	10/23/2000	Grab	Surface Soil	0 1 FT		Inorganics	Barium	192	mg/kg		=	=	24.9	
WBGss-098	WBGSS-098-0565-SO	8/14/1996	Grab Composite	Surface Soil	0 2 FT		Inorganics	Barium	190	mg/kg		=	=	0.09	
WBGss-118	WB0707	4/22/1998	Grab Composite	Surface Soil	0 1 FT		Inorganics	Barium	186	mg/kg		=	=	27.9	
WBG-251	WBG4176	10/23/2000	Grab	Surface Soil	0 1 FT		Inorganics	Barium	180	mg/kg		=	=	25.8	
WBGss-065	WBGSS-065-0527-SO	8/9/1996	Grab Composite	Surface Soil	0 2 FT		Inorganics	Barium	180	mg/kg	N*	=	=	0.1	
WBGss-068	WBGSS-068-0532-SO	8/9/1996	Grab Composite	Surface Soil	0 2 FT		Inorganics	Barium	176	mg/kg	N*	=	=	0.1	
WBGss-054	WBGSS-054-0514-SO	8/8/1996	Grab Composite	Surface Soil	0 0.5 FT		Inorganics	Barium	174	mg/kg		=	=	0.09	
WBGss-031	WBGSS-031-0488-SO	8/7/1996	Grab Composite	Surface Soil	0 2 FT	West of pad #37	Inorganics	Barium	173	mg/kg		=	=	0.08	
WBGss-067	WBGSS-067-0529-SO	8/9/1996	Grab Composite	Surface Soil	0 2 FT		Inorganics	Barium	170	mg/kg	N*	=	=	0.09	
WBG-215	WBG4058	10/18/2000	Grab	Surface Soil	0 1 FT		Inorganics	Barium	165	mg/kg		=	=	26.2	
WBG-272	WBG4227	11/1/2000	Grab	Surface Soil	0 1 FT		Inorganics	Barium	162	mg/kg		=	=	24.4	
WBG-273	WBG4228	11/1/2000	Grab	Surface Soil	0 1 FT		Inorganics	Barium	147	mg/kg		=	=	27.1	
WBGss-145	WB0734	4/23/1998	Grab Composite	Surface Soil	0 1 FT		Inorganics	Barium	145	mg/kg		=	=	26.5	
WBG-234	WBG4119	10/19/2000	Grab	Surface Soil	0 1 FT		Inorganics	Barium	140	mg/kg		=	=	23.4	
WBGss-062	WBGSS-062-0524-SO	8/8/1996	Grab Composite	Surface Soil	0 2 FT		Inorganics	Barium	140	mg/kg		=	=	0.09	
WBG-270	WBG4225	11/1/2000	Grab	Surface Soil	0 1 FT		Inorganics	Barium	139	mg/kg		=	=	25.3	
WBGss-058	WBGSS-058-0520-SO	8/7/1996	Grab Composite	Surface Soil	0 1.4 FT	Refusal at 1.4 feet.	Inorganics	Barium	138	mg/kg		=	=	0.09	
WBG-200	WBG4009	10/17/2000	Grab	Surface Soil	0 1 FT		Inorganics	Barium	134	mg/kg		=	=	24.8	
WBGss-025	WBGSS-025-0482-SO	8/5/1996	Grab Composite	Surface Soil	0 0.5 FT	Refusal @ .5 bgs. Due to gravel in hole.	Inorganics	Barium	132	mg/kg		=	=	0.08	
WBGss-061	WBGSS-061-0523-SO	8/8/1996	Grab Composite	Surface Soil	0 2 FT		Inorganics	Barium	130	mg/kg		=	=	0.09	
WBG-264	WBG4219	10/30/2000	Grab	Surface Soil	0 1 FT		Inorganics	Barium	129	mg/kg		=	=	25.6	
WBG-213	WBG4052	10/18/2000	Grab	Surface Soil	0 1 FT		Inorganics	Barium	128	mg/kg		=	=	25.1	
WBG-242	WBG4145	10/22/2000	Grab	Surface Soil	0 1 FT		Inorganics	Barium	125	mg/kg		=	=	24.9	
WBGss-313	WB1006	8/8/2000	Grab	Soil	0 1 NA	Pad 37, Plot 236	Inorganics	Barium	124	mg/kg		=	=	24.7	
WBG-279	WBG4234	10/31/2000	Grab	Surface Soil	0 1 FT		Inorganics	Barium	115	mg/kg		=	=	25.3	
WBG-208	WBG4035	10/18/2000	Grab	Surface Soil	0 1 FT		Inorganics	Barium	113	mg/kg		=	=	24.6	
WBG-232	WBG4111	10/22/2000	Grab	Surface Soil	0 1 FT		Inorganics	Barium	112	mg/kg		=	=	23.1	
WBG-209	WBG4038	10/18/2000	Grab	Surface Soil	0 1 FT		Inorganics	Barium	110	mg/kg		=	=	26.8	
WBG-283	WBG4238	10/31/2000	Grab	Surface Soil	0 1 FT		Inorganics	Barium	110	mg/kg		=	=	25	
WBG-203	WBG4018	10/22/2000	Grab	Surface Soil	0 1 FT		Inorganics	Barium	109	mg/kg		=	=	23.2	
WBGss-325	WB1004	8/8/2000	Grab	Soil	0 1 NA	Pad 38, Plot 135	Inorganics	Barium	108	mg/kg		=	=	22.6	
WBG-201	WBG4012	10/17/2000	Grab	Surface Soil	0 1 FT		Inorganics	Barium	106	mg/kg		=	=	24.4	
WBG-276	WBG4231	10/24/2000	Grab	Surface Soil	0 1 FT		Inorganics	Barium	104	mg/kg		=	=	24.3	
WBG-278	WBG4233	10/24/2000	Grab	Surface Soil	0 1 FT		Inorganics	Barium	104	mg/kg		=	=	26.1	
WBG-292	WBG4247	10/31/2000	Grab	Surface Soil	0 1 FT		Inorganics	Barium	102	mg/kg		=	=	26.7	
WBG-268	WBG4223	11/1/2000	Grab	Surface Soil	0 1 FT		Inorganics	Barium	100	mg/kg		=	=	27.1	
WBGss-022	WBGSS-022-0479-SO	8/5/1996	Grab Composite	Surface Soil	0 2 FT		Inorganics	Barium	100	mg/kg		=	=	0.1	
WBGss-041	WBGSS-041-0499-SO	7/31/1996	Grab	Surface Soil	0 0.5 FT	Logbook 40-2	Inorganics	Barium	99.9	mg/kg		=	=	0.09	
WBG-284	WBG4239	10/31/2000	Grab	Surface Soil	0 1 FT		Inorganics	Barium	99	mg/kg		=	=	26.2	
WBGss-187	WB0912	5/6/1998	Grab	Surface Soil	0 1 FT		Inorganics	Barium	97.2	mg/kg		=	=	25.5	
WBGss-055	WBGSS-055-0515-SO	8/8/1996	Grab Composite	Surface Soil	0 2 FT		Inorganics	Barium	96.1	mg/kg		=	=	0.09	
WBG-258	WBG4201	11/1/2000	Grab	Surface Soil	0 1 FT		Inorganics	Barium	95.6	mg/kg		=	=	24.8	

Station	Sample ID	Date Collected	Sample Type	Media	Depth			Sample Comment	Analysis	Chemical	Results	Units	Lab Qual	Data Qual	Qual	Detection Limit	Validation Code
WBG-212	WBG4049	10/18/2000	Grab	Surface Soil	0	1	FT		Inorganics	Barium	95.1	mg/kg		=	=	24.2	
WBG-235	WBG4122	10/19/2000	Grab	Surface Soil	0	1	FT		Inorganics	Barium	90.8	mg/kg		=	=	24.3	
WBGss-189	WB0914	5/6/1998	Grab	Surface Soil	0	1	FT		Inorganics	Barium	88.4	mg/kg		=	=	24.2	
WBGss-188	WB0913	5/6/1998	Grab	Surface Soil	0	1	FT		Inorganics	Barium	87.6	mg/kg		=	=	25.5	
WBGss-150	WB0739	4/23/1998	Grab Composite	Surface Soil	0	1	FT		Inorganics	Barium	87.6	mg/kg		=	=	24.3	
WBG-262	WBG4213	11/1/2000	Grab	Surface Soil	0	1	FT		Inorganics	Barium	85.3	mg/kg		=	=	24.1	
WBG-296	WBG4315	11/2/2000	Grab	Surface Soil	0	1	FT		Inorganics	Barium	85	mg/kg		=	=	24.7	
WBG-204	WBG4023	10/18/2000	Grab	Surface Soil	0	1	FT		Inorganics	Barium	84.7	mg/kg		=	=	24.4	
WBG-266	WBG4221	10/30/2000	Grab	Surface Soil	0	1	FT		Inorganics	Barium	84.5	mg/kg		=	=	25.6	
WBGss-299	WB1009	8/8/2000	Grab	Soil	0	1	NA	Pad 37, Plot 11	Inorganics	Barium	83.7	mg/kg		=	=	23.4	
WBGss-066	WBGSS-066-0528-SO	8/9/1996	Grab Composite	Surface Soil	0	2	FT		Inorganics	Barium	83.1	mg/kg	N*	=	=	0.08	
WBGss-013	WBGSS-013-0468-SO	8/5/1996	Grab Composite	Surface Soil	0	2	FT		Inorganics	Barium	81	mg/kg		=	=	0.09	
WBG-280	WBG4235	10/30/2000	Grab	Surface Soil	0	1	FT		Inorganics	Barium	80.4	mg/kg		=	=	25.1	
WBGss-063	WBGSS-063-0525-SO	8/7/1996	Grab Composite	Surface Soil	0	2	FT		Inorganics	Barium	79.7	mg/kg		=	=	0.1	
WBGss-314	WB1007	8/8/2000	Grab	Soil	0	1	NA	Pad 37, Plot 265	Inorganics	Barium	78.4	mg/kg		=	=	22.8	
WBG-288	WBG4243	10/31/2000	Grab	Surface Soil	0	1	FT		Inorganics	Barium	77.4	mg/kg		=	=	26.2	
WBGss-149	WB0738	4/23/1998	Grab Composite	Surface Soil	0	1	FT		Inorganics	Barium	77	mg/kg		=	=	24.9	
WBGss-144	WB0733	4/23/1998	Grab Composite	Surface Soil	0	1	FT		Inorganics	Barium	76	mg/kg		=	=	27.1	
WBG-282	WBG4237	10/31/2000	Grab	Surface Soil	0	1	FT		Inorganics	Barium	75.7	mg/kg		=	=	24.9	
WBGss-020	WBGSS-020-0477-SO	8/5/1996	Grab Composite	Surface Soil	0	2	FT		Inorganics	Barium	75.7	mg/kg		=	=	0.09	
WBGss-148	WB0737	4/23/1998	Grab Composite	Surface Soil	0	1	FT		Inorganics	Barium	74	mg/kg		=	=	24.7	
WBG-267	WBG4222	10/24/2000	Grab	Surface Soil	0	1	FT		Inorganics	Barium	72.9	mg/kg		=	=	24.7	
WBGss-308	WB1008	8/8/2000	Grab	Soil	0	1	NA	Pad 37, Plot 130	Inorganics	Barium	72.9	mg/kg		=	=	23.7	
WBG-274	WBG4229	10/24/2000	Grab	Surface Soil	0	1	FT		Inorganics	Barium	72.3	mg/kg		=	=	25.3	
WBG-237	WBG4128	10/22/2000	Grab	Surface Soil	0	1	FT		Inorganics	Barium	71.5	mg/kg		=	=	24.9	
WBGss-334	WB1005	8/8/2000	Grab	Soil	0	1	NA	Pad 38, Plot 295	Inorganics	Barium	70.3	mg/kg		=	=	23.9	
WBGss-064	WBGSS-064-0526-SO	8/7/1996	Grab Composite	Surface Soil	0	2	FT		Inorganics	Barium	69.2	mg/kg		=	=	0.09	
WBG-205	WBG4026	10/18/2000	Grab	Surface Soil	0	1	FT		Inorganics	Barium	67.7	mg/kg		=	=	24.6	
WBG-269	WBG4224	10/24/2000	Grab	Surface Soil	0	1	FT		Inorganics	Barium	67.5	mg/kg		=	=	25.4	
WBG-277	WBG4232	10/24/2000	Grab	Surface Soil	0	1	FT		Inorganics	Barium	66.9	mg/kg		=	=	25.1	
WBGss-052	WBGSS-052-0512-SO	8/7/1996	Grab Composite	Surface Soil	0	2	FT		Inorganics	Barium	66.6	mg/kg		=	=	0.09	
WBG-290	WBG4245	10/31/2000	Grab	Surface Soil	0	1	FT		Inorganics	Barium	66.1	mg/kg		=	=	25.4	
WBGss-030	WBGSS-030-0487-SO	8/7/1996	Grab Composite	Surface Soil	0	1.5	FT	South of Burn area, Pad #37.	Inorganics	Barium	65.8	mg/kg	*	=	=	0.09	
WBGss-046	WBGSS-046-0504-SO	8/7/1996	Grab Composite	Surface Soil	0	2	FT		Inorganics	Barium	65.7	mg/kg		=	=	0.09	
WBG-275	WBG4230	10/24/2000	Grab	Surface Soil	0	1	FT		Inorganics	Barium	64.8	mg/kg		=	=	25.2	
WBG-263	WBG4216	11/1/2000	Grab	Surface Soil	0	1	FT		Inorganics	Barium	64.5	mg/kg		=	=	25	
WBG-287	WBG4242	10/31/2000	Grab	Surface Soil	0	1	FT		Inorganics	Barium	64.5	mg/kg		=	=	26	
WBGss-039	WBGSS-039-0496-SO	7/31/1996	Grab Composite	Surface Soil	0	2	FT	Logbook 40-2	Inorganics	Barium	63.7	mg/kg		=	=	0.08	
WBGss-050	WBGSS-050-0508-SO	8/7/1996	Grab Composite	Surface Soil	0	1	FT	Refusal at 1.0 ft bgs. due to cobble/gravel.	Inorganics	Barium	63.3	mg/kg		=	=	0.09	
WBGss-048	WBGSS-048-0506-SO	8/7/1996	Grab Composite	Surface Soil	0	2	FT		Inorganics	Barium	62.9	mg/kg		=	=	0.09	
WBGss-324	WB1002	8/8/2000	Grab	Soil	0	1	NA	Pad 38, Plot 126	Inorganics	Barium	62.4	mg/kg		=	=	23.3	
WBGss-326	WB1001	8/8/2000	Grab	Soil	0	1	NA	Pad 38, Plot 154	Inorganics	Barium	60.3	mg/kg		=	=	23	
WBG-214	WBG4055	10/18/2000	Grab	Surface Soil	0	1	FT		Inorganics	Barium	59.9	mg/kg		=	=	26.5	
WBGss-006	WBGSS-006-0461-SO	7/30/1996	Grab Composite	Surface Soil	0	2	FT		Inorganics	Barium	59.6	mg/kg		=	=	0.09	
WBGss-053	WBGSS-053-0513-SO	8/13/1996	Grab Composite	Surface Soil	0	2	FT	Relocated to PAD-43 (PAD-57 couldn't be located.)	Inorganics	Barium	59.2	mg/kg	*	=	=	0.09	
WBGss-012	WBGSS-012-0467-SO	8/5/1996	Grab Composite	Surface Soil	0	2	FT		Inorganics	Barium	59.1	mg/kg		=	=	0.09	
WBG-259	WBG4204	10/23/2000	Grab	Surface Soil	0	1	FT		Inorganics	Barium	58.3	mg/kg		=	=	22.8	
WBGss-060	WBGSS-060-0522-SO	8/8/1996	Grab Composite	Surface Soil	0	2	FT		Inorganics	Barium	58	mg/kg		=	=	0.09	
WBGss-015	WBGSS-015-0470-SO	8/5/1996	Grab Composite	Surface Soil	0	2	FT		Inorganics	Barium	57.9	mg/kg		=	=	0.09	
WBGss-049	WBGSS-049-0507-SO	8/7/1996	Grab Composite	Surface Soil	0	2	FT		Inorganics	Barium	57.5	mg/kg		=	=	0.1	
WBG-206	WBG4029	10/18/2000	Grab	Surface Soil	0	1	FT		Inorganics	Barium	57.2	mg/kg		=	=	23.6	
WBGss-113	WB0702	4/23/1998	Grab Composite	Surface Soil	0	1	FT		Inorganics	Barium	57.2	mg/kg		=	=	22.7	
WBG-265	WBG4220	10/30/2000	Grab	Surface Soil	0	1	FT		Inorganics	Barium	57	mg/kg		=	=	24.5	
WBGss-169	WB0884	4/26/1998	Grab	Surface Soil	0	1	FT		Inorganics	Barium	56.4	mg/kg		=	=	24.1	
WBGss-028	WBGSS-028-0485-SO	8/7/1996	Grab Composite	Surface Soil	0	2	FT		Inorganics	Barium	56.4	mg/kg	*	=	=	0.09	
WBGss-322	WB1003	8/8/2000	Grab	Soil	0	1	NA	Pad 38, Plot 30	Inorganics	Barium	56.2	mg/kg		=	=	23.4	
WBGss-024	WBGSS-024-0481-SO	8/5/1996	Grab Composite	Surface Soil	0	2	FT		Inorganics	Barium	55.6	mg/kg		=	=	0.1	
WBG-286	WBG4241	10/31/2000	Grab	Surface Soil	0	1	FT		Inorganics	Barium	55.2	mg/kg		=	=	25	
WBGss-147	WB0736	4/23/1998	Grab Composite	Surface Soil	0	1	FT		Inorganics	Barium	54.8	mg/kg		=	=	25.2	
WBGss-029	WBGSS-029-0486-SO	8/7/1996	Grab Composite	Surface Soil	0	2	FT		Inorganics	Barium	54.5	mg/kg	*	=	=	0.09	
WBG-210	WBG4041	10/30/2000	Grab	Surface Soil	0	1	FT		Inorganics	Barium	53.7	mg/kg		=	=	23.5	
WBGss-002	WBGSS-002-0457-SO	7/31/1996	Grab Composite	Surface Soil	0	2	FT		Inorganics	Barium	53.4	mg/kg		=	=	0.09	
WBGss-010	WBGSS-010-0465-SO	8/5/1996	Grab Composite	Surface Soil	0	2	FT		Inorganics	Barium	53	mg/kg		=	=	0.09	
WBGss-047	WBGSS-047-0505-SO	8/7/1996	Grab Composite	Surface Soil	0	2	FT		Inorganics	Barium	53	mg/kg		=	=	0.09	
WBGss-009	WBGSS-009-0464-SO	8/5/1996	Grab Composite	Surface Soil	0	2	FT		Inorganics	Barium	52.6	mg/kg		=	=	0.09	
WBG-285	WBG4240	10/31/2000	Grab	Surface Soil	0	1	FT		Inorganics	Barium	50.2	mg/kg		=	=	24.8	
WBGss-076	WBGSS-076-0541-SO	8/9/1996	Grab Composite	Surface Soil	0	2	FT		Inorganics	Barium	49.9	mg/kg	N*	=	=	0.08	
WBGss-119	WB0708	4/22/1998	Grab Composite	Surface Soil	0	1	FT		Inorganics	Barium	49.8	mg/kg		=	=	25	
WBGss-001	WBGSS-001-0456-SO	7/31/1996	Grab Composite	Surface Soil	0	2	FT		Inorganics	Barium	48.5	mg/kg		=	=	0.08	
WBGss-011	WBGSS-011-0466-SO	8/5/1996	Grab Composite	Surface Soil	0	2	FT		Inorganics	Barium	46.9	mg/kg		=	=	0.09	
WBG-233	WBG4116	10/20/2000	Grab	Surface Soil	0	1	FT		Inorganics	Barium	46.2	mg/kg		=	=	24.5	
WBG-297	WBG4316	11/2/2000	Grab	Surface Soil	0	1	FT		Inorganics	Barium	46.2	mg/kg		=	=	24.7	
WBGss-123	WB0712	4/22/1998	Grab Composite	Surface Soil	0	1	FT		Inorganics	Barium	46.2	mg/kg		=	=	23.8	
WBGss-008	WBGSS-008-0463-SO	7/30/1996	Grab Composite	Surface Soil	0	2	FT	VOCs collected from 1.5- 2.0 ft depth.	Inorganics	Barium	45.2	mg/kg		=	=	0.08	
WBG-281	WBG4236	10/24/2000	Grab	Surface Soil	0	1	FT		Inorganics	Barium	43.8	mg/kg		=	=	24	
WBGss-043	WBGSS-043-0501-SO	8/7/1996	Grab Composite	Surface Soil	0	2	FT		Inorganics	Barium	43.5	mg/kg	*	=	=	0.09	
WBGss-056	WBGSS-056-0516-SO	8/8/1996	Grab Composite	Surface Soil	0	2	FT		Inorganics	Barium	43.1	mg/kg		=	=	0.09	
WBGss-021	WBGSS-021-0478-SO	8/5/1996	Grab Composite	Surface Soil	0	2	FT	Volatile samples collected at 1.5 ft bgs.	Inorganics	Barium	42.7	mg/kg		=	=	0.08	
WBGss-040	WBGSS-040-0497-SO	7/31/1996	Grab Composite	Surface Soil	0	2	FT		Inorganics	Barium	41.8	mg/kg		=	=	0.08	
WBGss-051	WBGSS-051-0509-SO	8/8/1996	Grab Composite	Surface Soil	0	2	FT		Inorganics	Barium	41.5	mg/kg	*	=	=	0.08	
WBGss-097	WBGSS-097-0564-SO	8/13/1996	Grab Composite	Surface Soil	0	2	FT	Note: This location(TBD) used at PAD-41	Inorganics	Barium	41.4	mg/kg		=	=	0.09	
WBGss-023	WBGSS-023-0480-SO	8/5/1996	Grab Composite	Surface Soil	0	2	FT		Inorganics	Barium	39.2	mg/kg		=	=	0.09	
WBGss-045	WBGSS-045-0503-SO	8/7/1996	Grab Composite	Surface Soil	0	1	FT	Refusal due to large cobble at 1.0 ft.	Inorganics	Barium	38.8	mg/kg	*	=	=	0.09	
WBGss-074	WBGSS-074-0538-SO	8/9/1996	Grab Composite	Surface Soil	0	0.5	FT		Inorganics	Barium	38.1	mg/kg		=	=	0.09	
WBGss-042	WBGSS-042-0500-SO	8/7/1996	Grab Composite	Surface Soil	0	2	FT		Inorganics	Barium	36.5	mg/kg	*	=	=	0.09	
WBGss-117	WB0706	4/22/1998	Grab Composite	Surface Soil	0	1	FT		Inorganics	Barium	36.3	mg/kg		=	=	24	
WBGss-075	WBGSS-075-0539-SO	8/9/1996	Grab Composite	Surface Soil	0	2	FT		Inorganics	Barium	35.6	mg/kg		=	=	0.09	
WBG-291	WBG4246	10/31/2000	Grab	Surface Soil	0	1	FT		Inorganics	Barium	35.1	mg/kg		=	=	23.3	
WBGss-014	WBGSS-014-0469-SO	8/8/1996	Grab Composite	Surface Soil	0	1.5	FT		Inorganics	Barium	34.8	mg/kg	N*	=	=	0.09	
WBGss-007	WBGSS-007-0462-SO	7/30/1996	Grab Composite	Surface Soil	0	2	FT		Inorganics	Barium	32.2	mg/kg		=	=	0.09	
WBGss-044	WBGSS-044-0502-SO	8/7/1996	Grab Composite	Surface Soil	0	2	FT		Inorganics	Barium	31.8	mg/kg	*	=	=	0.09	
WBGss-003	WBGSS-003-0458-SO	7/31/1996	Grab Composite	Surface Soil	0	2	FT		Inorganics	Barium	30	mg/kg		=	=	0.09	
WBG-289	WBG4244	10/31/2000	Grab	Surface Soil	0	1	FT		Inorganics	Barium	29	mg/kg		=	=	24.6	

Station	Sample ID	Date Collected	Sample Type	Media	Depth	Sample Comment	Analysis	Chemical	Results	Units	Lab Qual	Data Qual	Qual	Detection Limit	Validation Code
WBG-293	WBG4248	10/31/2000	Grab	Surface Soil	0 1 FT		Inorganics	Barium	28.2	mg/kg		=	=	25.3	
WBGss-005	WBGSS-005-0460-SO	7/30/1996	Grab Composite	Surface Soil	0 2 FT		Inorganics	Barium	24	mg/kg		=	=	0.09	
WBGss-004	WBGSS-004-0459-SO	7/30/1996	Grab Composite	Surface Soil	0 0.7 FT	Bottom of hole @ 8 inches	Inorganics	Barium	11.7	mg/kg		=	=	0.08	
WBGss-142	WB0731	4/22/1998	Grab Composite	Surface Soil	0 1 FT		Inorganics	Barium	10400	mg/kg		J	J	128	I03
WBGss-177	WB0889	5/4/1998	Grab Composite	Surface Soil	0 1 FT		Inorganics	Barium	4660	mg/kg		J	J	24.5	I02
WBGss-141	WB0730	4/22/1998	Grab Composite	Surface Soil	0 1 FT		Inorganics	Barium	4370	mg/kg		J	J	133	I03
WBGss-176	WB0888	4/26/1998	Grab	Surface Soil	0 1 FT	ARCHIVED	Inorganics	Barium	2800	mg/kg		J	J	25.1	I02
WBGss-179	WB0891	5/4/1998	Grab Composite	Surface Soil	0 1 FT		Inorganics	Barium	2260	mg/kg		J	J	26	I02
WBGss-133	WB0722	4/21/1998	Grab Composite	Surface Soil	0 1 FT		Inorganics	Barium	1570	mg/kg		J	J	26.6	I03
WBGss-140	WB0729	4/22/1998	Grab Composite	Surface Soil	0 1 FT		Inorganics	Barium	1260	mg/kg		J	J	27.8	I03
WBGss-178	WB0890	5/4/1998	Grab Composite	Surface Soil	0 1 FT		Inorganics	Barium	1160	mg/kg		J	J	27.2	I02
WBGss-139	WB0728	4/22/1998	Grab Composite	Surface Soil	0 1 FT		Inorganics	Barium	1130	mg/kg		J	J	26.4	I03
WBGss-135	WB0724	4/21/1998	Grab Composite	Surface Soil	0 1 FT		Inorganics	Barium	883	mg/kg		J	J	23.3	I03
WBGss-134	WB0723	4/21/1998	Grab Composite	Surface Soil	0 1 FT		Inorganics	Barium	756	mg/kg		J	J	24.4	I03
WBGss-143	WB0732	4/22/1998	Grab Composite	Surface Soil	0 1 FT		Inorganics	Barium	702	mg/kg		J	J	22.8	I03
WBGss-034	WBGSS-034-0491-SO	8/6/1996	Grab Composite	Surface Soil	0 2 FT		Inorganics	Barium	596	mg/kg	N*	J	J	0.08	I02
WBGss-137	WB0726	4/22/1998	Grab Composite	Surface Soil	0 1 FT		Inorganics	Barium	562	mg/kg		J	J	27	I03
WBGss-132	WB0721	4/21/1998	Grab Composite	Surface Soil	0 1 FT		Inorganics	Barium	499	mg/kg		J	J	27.9	I03
WBGss-359	WB3027	8/9/2000	Grab	Soil	0 1 NA	Pad 59, Plot 108	Inorganics	Barium	453	mg/kg		J	J	23.3	I01
WBG-240	WBG4139	10/21/2000	Grab	Surface Soil	0 1 FT		Inorganics	Barium	332	mg/kg		J	J	24.6	I02
WBG-243	WBG4150	10/21/2000	Grab	Surface Soil	0 1 FT		Inorganics	Barium	331	mg/kg		J	J	24	I02
WBGss-128	WB0717	4/22/1998	Grab Composite	Surface Soil	0 1 FT		Inorganics	Barium	327	mg/kg		J	J	23.8	I03
WBG-223	WBG4082	10/20/2000	Grab	Surface Soil	0 1 FT		Inorganics	Barium	267	mg/kg		J	J	23.4	I02
WBGss-035	WBGSS-035-0492-SO	8/6/1996	Grab Composite	Surface Soil	0 2 FT		Inorganics	Barium	255	mg/kg	N*	J	J	0.08	I02
WBGss-106	WB0695	4/23/1998	Grab Composite	Surface Soil	0 1 FT		Inorganics	Barium	250	mg/kg		J	J	24.3	I02
WBGss-136	WB0725	4/22/1998	Grab Composite	Surface Soil	0 1 FT		Inorganics	Barium	235	mg/kg		J	J	26.6	I03
WBGss-129	WB0718	4/22/1998	Grab Composite	Surface Soil	0 1 FT		Inorganics	Barium	226	mg/kg		J	J	25.8	I03
WBGss-170	WB0881	5/4/1998	Grab Composite	Surface Soil	0 1 FT		Inorganics	Barium	204	mg/kg		J	J	27.6	I02
WBG-231	WBG4108	10/21/2000	Grab	Surface Soil	0 1 FT		Inorganics	Barium	203	mg/kg		J	J	26.3	I02
WBGss-362	WB3025	8/9/2000	Grab	Soil	0 1 NA	Pad 59, Plot 140	Inorganics	Barium	160	mg/kg		J	J	23.5	I01
WBGss-138	WB0727	4/22/1998	Grab Composite	Surface Soil	0 1 FT		Inorganics	Barium	154	mg/kg		J	J	23.7	I03
WBGss-116	WB0705	4/23/1998	Grab Composite	Surface Soil	0 1 FT		Inorganics	Barium	149	mg/kg		J	J	28.3	I02
WBGss-174	WB0886	4/26/1998	Grab	Surface Soil	0 1 FT	ARCHIVED	Inorganics	Barium	140	mg/kg		J	J	25.3	I02
WBGss-109	WB0698	4/23/1998	Grab Composite	Surface Soil	0 1 FT		Inorganics	Barium	136	mg/kg		J	J	26.6	I02
WBGss-130	WB0719	4/22/1998	Grab Composite	Surface Soil	0 1 FT		Inorganics	Barium	131	mg/kg		J	J	24.6	I03
WBGss-131	WB0720	4/21/1998	Grab Composite	Surface Soil	0 1 FT		Inorganics	Barium	121	mg/kg		J	J	24.5	I03
WBGss-110	WB0699	4/23/1998	Grab Composite	Surface Soil	0 1 FT		Inorganics	Barium	117	mg/kg		J	J	25.2	I02
WBGss-175	WB0887	5/4/1998	Grab Composite	Surface Soil	0 1 FT		Inorganics	Barium	117	mg/kg		J	J	27.1	I02
WBGss-107	WB0696	4/23/1998	Grab Composite	Surface Soil	0 1 FT		Inorganics	Barium	115	mg/kg		J	J	23.8	I02
WBGss-027	WBGSS-027-0484-SO	8/6/1996	Grab Composite	Surface Soil	0 0.5 FT		Inorganics	Barium	112	mg/kg	N*	J	J	0.09	I02
WBGss-114	WB0703	4/23/1998	Grab Composite	Surface Soil	0 1 FT		Inorganics	Barium	102	mg/kg		J	J	24.2	I02
WBG-226	WBG4091	10/20/2000	Grab	Surface Soil	0 1 FT		Inorganics	Barium	101	mg/kg		J	J	24	I02
WBGss-171	WB0882	5/4/1998	Grab Composite	Surface Soil	0 1 FT		Inorganics	Barium	101	mg/kg		J	J	24.5	I02
WBG-238	WBG4133	10/21/2000	Grab	Surface Soil	0 1 FT		Inorganics	Barium	98.1	mg/kg		J	J	26.1	I02
WBG-227	WBG4094	10/22/2000	Grab	Surface Soil	0 1 FT		Inorganics	Barium	96.7	mg/kg		J	J	25.3	I02
WBGss-033	WBGSS-033-0490-SO	8/6/1996	Grab Composite	Surface Soil	0 2 FT	East end of pad #37	Inorganics	Barium	93.3	mg/kg	N*	J	J	0.08	I02
WBGss-347	WB3023	8/9/2000	Grab	Soil	0 1 NA	Pad 58, Plot 158	Inorganics	Barium	92.2	mg/kg		J	J	23.2	I01
WBGss-111	WB0700	4/23/1998	Grab Composite	Surface Soil	0 1 FT		Inorganics	Barium	90.7	mg/kg		J	J	23.8	I02
WBGss-344	WB3020	8/9/2000	Grab	Soil	0 1 NA	Pad 58, Plot 104	Inorganics	Barium	90	mg/kg		J	J	23.1	I01
WBGss-371	WB3026	8/9/2000	Grab	Soil	0 1 NA	Pad 59, Plot 253	Inorganics	Barium	87.8	mg/kg		J	J	23.8	I01
WBGss-115	WB0704	4/23/1998	Grab Composite	Surface Soil	0 1 FT		Inorganics	Barium	87.2	mg/kg		J	J	24.4	I02
WBGss-173	WB0885	4/26/1998	Grab	Surface Soil	0 1 FT	ARCHIVED	Inorganics	Barium	84.8	mg/kg		J	J	23.9	I02
WBGss-101	WB0690	4/23/1998	Grab Composite	Surface Soil	0 1 FT		Inorganics	Barium	76.8	mg/kg		J	J	25.3	I02
WBGss-105	WB0694	4/23/1998	Grab Composite	Surface Soil	0 1 FT		Inorganics	Barium	75.5	mg/kg		J	J	25.4	I02
WBGss-016	WBGSS-016-0471-SO	8/6/1996	Grab Composite	Surface Soil	0 2 FT		Inorganics	Barium	74	mg/kg	N*	J	J	0.09	I02
WBG-225	WBG4088	10/20/2000	Grab	Surface Soil	0 1 FT		Inorganics	Barium	72.3	mg/kg		J	J	26.4	I02
WBG-224	WBG4085	10/20/2000	Grab	Surface Soil	0 1 FT		Inorganics	Barium	71.8	mg/kg		J	J	25.9	I02
WBGss-108	WB0697	4/23/1998	Grab Composite	Surface Soil	0 1 FT		Inorganics	Barium	70.7	mg/kg		J	J	25.1	I02
WBGss-346	WB3022	8/9/2000	Grab	Soil	0 1 NA	Pad 58, Plot 156	Inorganics	Barium	67.9	mg/kg		J	J	22.9	I01
WBGss-037	WBGSS-037-0494-SO	8/6/1996	Grab Composite	Surface Soil	0 2 FT		Inorganics	Barium	67.3	mg/kg	N*	J	J	0.09	I02
WBGss-026	WBGSS-026-0483-SO	8/6/1996	Grab Composite	Surface Soil	0 1.3 FT		Inorganics	Barium	64.2	mg/kg	N*	J	J	0.08	I02
WBGss-112	WB0701	4/23/1998	Grab Composite	Surface Soil	0 1 FT		Inorganics	Barium	63.9	mg/kg		J	J	24.9	I02
WBG-230	WBG4105	10/20/2000	Grab	Surface Soil	0 1 FT		Inorganics	Barium	63	mg/kg		J	J	25.7	I02
WBGss-352	WB3021	8/9/2000	Grab	Soil	0 1 NA	Pad 58, Plot 234/235	Inorganics	Barium	61.3	mg/kg		J	J	22.8	I01
WBGss-353	WB3024	8/9/2000	Grab	Soil	0 1 NA	Pad 58, Plot 251	Inorganics	Barium	60.8	mg/kg		J	J	22.9	I01
WBGss-100	WB0689	4/23/1998	Grab Composite	Surface Soil	0 1 FT		Inorganics	Barium	60.7	mg/kg		J	J	25.1	I02
WBGss-172	WB0883	5/4/1998	Grab Composite	Surface Soil	0 1 FT		Inorganics	Barium	56.2	mg/kg		J	J	23.9	I02
WBGss-038	WBGSS-038-0495-SO	8/6/1996	Grab Composite	Surface Soil	0 2 FT		Inorganics	Barium	55.8	mg/kg	N*	J	J	0.09	I02
WBG-229	WBG4102	10/21/2000	Grab	Surface Soil	0 1 FT		Inorganics	Barium	54.8	mg/kg		J	J	25.5	I02
WBGss-017	WBGSS-017-0472-SO	8/6/1996	Grab Composite	Surface Soil	0 2 FT		Inorganics	Barium	54.8	mg/kg	N*	J	J	0.08	I02
WBGss-341	WB3019	8/9/2000	Grab	Soil	0 1 NA	Pad 58, Plot 45	Inorganics	Barium	50.3	mg/kg		J	J	23	I01
WBGss-103	WB0692	4/23/1998	Grab Composite	Surface Soil	0 1 FT		Inorganics	Barium	49.4	mg/kg		J	J	25.1	I02
WBG-239	WBG4136	10/21/2000	Grab	Surface Soil	0 1 FT		Inorganics	Barium	48.2	mg/kg		J	J	24.7	I02
WBGss-018	WBGSS-018-0473-SO	8/6/1996	Grab Composite	Surface Soil	0 1.5 FT		Inorganics	Barium	47.6	mg/kg	N*	J	J	0.09	I02
WBGss-036	WBGSS-036-0493-SO	8/6/1996	Grab Composite	Surface Soil	0 2 FT		Inorganics	Barium	41.9	mg/kg	N*	J	J	0.09	I02
WBGss-104	WB0693	4/23/1998	Grab Composite	Surface Soil	0 1 FT		Inorganics	Barium	41.5	mg/kg		J	J	24.3	I02
WBG-241	WBG4142	10/21/2000	Grab	Surface Soil	0 1 FT		Inorganics	Barium	39.9	mg/kg		J	J	23.9	I02
WBGss-019	WBGSS-019-0474-SO	8/6/1996	Grab Composite	Surface Soil	0 1.5 FT		Inorganics	Barium	31.2	mg/kg	N*	J	J	0.09	I02
WBGss-102	WB0691	4/23/1998	Grab Composite	Surface Soil	0 1 FT		Inorganics	Barium	26.7	mg/kg		UJ	UJ	23.4	F07,I02
WBGss-154	WB0743	5/6/1998	Grab Composite	Surface Soil	0 1 FT		Inorganics	Beryllium	10.9	mg/kg		=	=	0.5	
WBGss-153	WB0742	5/6/1998	Grab Composite	Surface Soil	0 1 FT		Inorganics	Beryllium	7.8	mg/kg		=	=	0.5	
WBGss-031	WBGSS-031-0488-SO	8/7/1996	Grab Composite	Surface Soil	0 2 FT	West of pad #37	Inorganics	Beryllium	2.6	mg/kg		=	=	0.03	
WBG-223	WBG4082	10/20/2000	Grab	Surface Soil	0 1 FT		Inorganics	Beryllium	1.8	mg/kg		=	=	0.59	
WBG-234	WBG4119	10/19/2000	Grab	Surface Soil	0 1 FT		Inorganics	Beryllium	1.7	mg/kg		=	=	0.58	
WBGss-313	WB1006	8/8/2000	Grab	Soil	0 1 NA	Pad 37, Plot 236	Inorganics	Beryllium	1.6	mg/kg		=	=	0.62	
WBG-260	WBG4207	10/23/2000	Grab	Surface Soil	0 1 FT		Inorganics	Beryllium	1.4	mg/kg		=	=	0.57	
WBGss-149	WB0738	4/23/1998	Grab Composite	Surface Soil	0 1 FT		Inorganics	Beryllium	1.2	mg/kg		=	=	0.62	
WBG-235	WBG4122	10/19/2000	Grab	Surface Soil	0 1 FT		Inorganics	Beryllium	1.1	mg/kg		=	=	0.61	
WBG-261	WBG4210	10/23/2000	Grab	Surface Soil	0 1 FT		Inorganics	Beryllium	1.1	mg/kg		=	=	0.62	
WBGss-325	WB1004	8/8/2000	Grab	Soil	0 1 NA	Pad 38, Plot 135	Inorganics	Beryllium	1	mg/kg		=	=	0.56	
WBGss-150	WB0739	4/23/1998	Grab Composite	Surface Soil	0 1 FT		Inorganics	Beryllium	0.98	mg/kg		=	=	0.61	
WBG-283	WBG4238	10/31/2000	Grab	Surface Soil	0 1 FT		Inorganics	Beryllium	0.87	mg/kg		=	=	0.62	
WBG-266	WBG4221	10/30/2000	Grab	Surface Soil	0 1 FT		Inorganics	Beryllium	0.74	mg/kg		=	=	0.64	

Station	Sample ID	Date Collected	Sample Type	Media	Depth		Sample Comment	Analysis	Chemical	Results	Units	Lab Qual	Data Qual	Qual	Detection Limit	Validation Code
WBG-203	WBG4018	10/22/2000	Grab	Surface Soil	0	1 FT		Inorganics	Beryllium	0.71	mg/kg		=	=	0.58	
WBG-251	WBG4176	10/23/2000	Grab	Surface Soil	0	1 FT		Inorganics	Beryllium	0.69	mg/kg		=	=	0.65	
WBG-232	WBG4111	10/22/2000	Grab	Surface Soil	0	1 FT		Inorganics	Beryllium	0.67	mg/kg		=	=	0.58	
WBG-264	WBG4219	10/30/2000	Grab	Surface Soil	0	1 FT		Inorganics	Beryllium	0.65	mg/kg		=	=	0.64	
WBGss-008	WBGSS-008-0463-SO	7/30/1996	Grab Composite	Surface Soil	0	2 FT	VOCs collected from 1.5- 2.0 ft depth.	Inorganics	Beryllium	0.65	mg/kg		=	=	0.03	
WBGss-189	WB0914	5/6/1998	Grab	Surface Soil	0	1 FT		Inorganics	Beryllium	0.63	mg/kg		=	=	0.61	
WBG-245	WBG4156	10/23/2000	Grab	Surface Soil	0	1 FT		Inorganics	Beryllium	0.62	mg/kg		=	=	0.62	
WBGss-326	WB1001	8/8/2000	Grab	Soil	0	1 NA	Pad 38, Plot 154	Inorganics	Beryllium	0.61	mg/kg		=	=	0.58	
WBGss-021	WBGSS-021-0478-SO	8/5/1996	Grab Composite	Surface Soil	0	2 FT	Volatile samples collected at 1.5 ft bgs.	Inorganics	Beryllium	0.58	mg/kg		=	=	0.03	
WBGss-066	WBGSS-066-0528-SO	8/9/1996	Grab Composite	Surface Soil	0	2 FT		Inorganics	Beryllium	0.55	mg/kg		=	=	0.03	
WBGss-072	WBGSS-072-0536-SO	8/9/1996	Grab Composite	Surface Soil	0	2 FT		Inorganics	Beryllium	0.47	mg/kg		=	=	0.03	
WBGss-076	WBGSS-076-0541-SO	8/9/1996	Grab Composite	Surface Soil	0	2 FT		Inorganics	Beryllium	0.47	mg/kg		=	=	0.03	
WBGss-106	WB0695	4/23/1998	Grab Composite	Surface Soil	0	1 FT		Inorganics	Beryllium	3.4	mg/kg		J	J	0.61	I02,E07
WBGss-141	WB0730	4/22/1998	Grab Composite	Surface Soil	0	1 FT		Inorganics	Beryllium	2	mg/kg		J	J	0.66	D04
WBGss-110	WB0699	4/23/1998	Grab Composite	Surface Soil	0	1 FT		Inorganics	Beryllium	1.6	mg/kg		J	J	0.63	I02,E07
WBGss-107	WB0696	4/23/1998	Grab Composite	Surface Soil	0	1 FT		Inorganics	Beryllium	1.1	mg/kg		J	J	0.6	I02,E07
WBGss-130	WB0719	4/22/1998	Grab Composite	Surface Soil	0	1 FT		Inorganics	Beryllium	0.97	mg/kg		J	J	0.61	D04
WBG-268	WBG4223	11/1/2000	Grab	Surface Soil	0	1 FT		Inorganics	Beryllium	0.67	mg/kg	B	J	J	0.68	
WBGss-170	WB0881	5/4/1998	Grab Composite	Surface Soil	0	1 FT		Inorganics	Beryllium	0.62	mg/kg	B	J	J	0.69	I02
WBG-204	WBG4023	10/18/2000	Grab	Surface Soil	0	1 FT		Inorganics	Beryllium	0.6	mg/kg	B	J	J	0.61	
WBG-242	WBG4145	10/22/2000	Grab	Surface Soil	0	1 FT		Inorganics	Beryllium	0.6	mg/kg	B	J	J	0.62	
WBG-258	WBG4201	11/1/2000	Grab	Surface Soil	0	1 FT		Inorganics	Beryllium	0.59	mg/kg	B	J	J	0.62	
WBG-273	WBG4228	11/1/2000	Grab	Surface Soil	0	1 FT		Inorganics	Beryllium	0.59	mg/kg	B	J	J	0.68	
WBG-250	WBG4173	10/23/2000	Grab	Surface Soil	0	1 FT		Inorganics	Beryllium	0.57	mg/kg	B	J	J	0.62	
WBG-276	WBG4231	10/24/2000	Grab	Surface Soil	0	1 FT		Inorganics	Beryllium	0.57	mg/kg	B	J	J	0.61	
WBGss-346	WB3022	8/9/2000	Grab	Soil	0	1 NA	Pad 58, Plot 156	Inorganics	Beryllium	0.57	mg/kg		J	J	0.57	I02
WBGss-341	WB3019	8/9/2000	Grab	Soil	0	1 NA	Pad 58, Plot 45	Inorganics	Beryllium	0.56	mg/kg	B	J	J	0.57	I02
WBG-224	WBG4085	10/20/2000	Grab	Surface Soil	0	1 FT		Inorganics	Beryllium	0.55	mg/kg	B	J	J	0.65	
WBG-262	WBG4213	11/1/2000	Grab	Surface Soil	0	1 FT		Inorganics	Beryllium	0.55	mg/kg	B	J	J	0.6	
WBG-282	WBG4237	10/31/2000	Grab	Surface Soil	0	1 FT		Inorganics	Beryllium	0.55	mg/kg	B	J	J	0.62	
WBG-205	WBG4026	10/18/2000	Grab	Surface Soil	0	1 FT		Inorganics	Beryllium	0.52	mg/kg	B	J	J	0.62	
WBGss-388	WB2017	8/8/2000	Grab	Soil	0	1 NA	Pad 66, Plot 226	Inorganics	Beryllium	0.52	mg/kg	B	J	J	0.6	
WBGss-389	WB2016	8/8/2000	Grab	Soil	0	1 NA	Pad 66, Plot 242	Inorganics	Beryllium	0.52	mg/kg	B	J	J	0.57	
WBG-215	WBG4058	10/18/2000	Grab	Surface Soil	0	1 FT		Inorganics	Beryllium	0.51	mg/kg	B	J	J	0.66	
WBGss-314	WB1007	8/8/2000	Grab	Soil	0	1 NA	Pad 37, Plot 265	Inorganics	Beryllium	0.51	mg/kg	B	J	J	0.57	
WBGss-344	WB3020	8/9/2000	Grab	Soil	0	1 NA	Pad 58, Plot 104	Inorganics	Beryllium	0.51	mg/kg	B	J	J	0.58	I02
WBGss-347	WB3023	8/9/2000	Grab	Soil	0	1 NA	Pad 58, Plot 158	Inorganics	Beryllium	0.51	mg/kg	B	J	J	0.58	I02
WBGss-390	WB2018	8/8/2000	Grab	Soil	0	1 NA	Pad 66, Plot 243	Inorganics	Beryllium	0.51	mg/kg	B	J	J	0.59	
WBG-230	WBG4105	10/20/2000	Grab	Surface Soil	0	1 FT		Inorganics	Beryllium	0.5	mg/kg	B	J	J	0.64	
WBG-238	WBG4133	10/21/2000	Grab	Surface Soil	0	1 FT		Inorganics	Beryllium	0.5	mg/kg	B	J	J	0.65	
WBGss-352	WB3021	8/9/2000	Grab	Soil	0	1 NA	Pad 58, Plot 234/235	Inorganics	Beryllium	0.5	mg/kg	B	J	J	0.57	I02
WBG-227	WBG4094	10/22/2000	Grab	Surface Soil	0	1 FT		Inorganics	Beryllium	0.49	mg/kg	B	J	J	0.63	
WBG-237	WBG4128	10/22/2000	Grab	Surface Soil	0	1 FT		Inorganics	Beryllium	0.49	mg/kg	B	J	J	0.62	
WBG-246	WBG4159	10/23/2000	Grab	Surface Soil	0	1 FT		Inorganics	Beryllium	0.49	mg/kg	B	J	J	0.62	
WBG-284	WBG4239	10/31/2000	Grab	Surface Soil	0	1 FT		Inorganics	Beryllium	0.49	mg/kg	B	J	J	0.65	
WBG-199	WBG4006	10/17/2000	Grab	Surface Soil	0	1 FT		Inorganics	Beryllium	0.48	mg/kg	B	J	J	0.65	
WBG-288	WBG4243	10/31/2000	Grab	Surface Soil	0	1 FT		Inorganics	Beryllium	0.48	mg/kg	B	J	J	0.66	
WBGss-334	WB1005	8/8/2000	Grab	Soil	0	1 NA	Pad 38, Plot 295	Inorganics	Beryllium	0.48	mg/kg	B	J	J	0.6	
WBG-263	WBG4216	11/1/2000	Grab	Surface Soil	0	1 FT		Inorganics	Beryllium	0.47	mg/kg	B	J	J	0.63	
WBG-278	WBG4233	10/24/2000	Grab	Surface Soil	0	1 FT		Inorganics	Beryllium	0.47	mg/kg	B	J	J	0.65	
WBG-247	WBG4162	10/22/2000	Grab	Surface Soil	0	1 FT		Inorganics	Beryllium	0.46	mg/kg	B	J	J	0.63	
WBG-272	WBG4227	11/1/2000	Grab	Surface Soil	0	1 FT		Inorganics	Beryllium	0.46	mg/kg	B	J	J	0.61	
WBG-286	WBG4241	10/31/2000	Grab	Surface Soil	0	1 FT		Inorganics	Beryllium	0.46	mg/kg	B	J	J	0.63	
WBG-275	WBG4230	10/24/2000	Grab	Surface Soil	0	1 FT		Inorganics	Beryllium	0.45	mg/kg	B	J	J	0.63	
WBG-287	WBG4242	10/31/2000	Grab	Surface Soil	0	1 FT		Inorganics	Beryllium	0.45	mg/kg	B	J	J	0.65	
WBG-296	WBG4315	11/2/2000	Grab	Surface Soil	0	1 FT		Inorganics	Beryllium	0.45	mg/kg	B	J	J	0.62	
WBGss-299	WB1009	8/8/2000	Grab	Soil	0	1 NA	Pad 37, Plot 11	Inorganics	Beryllium	0.45	mg/kg	B	J	J	0.58	
WBG-210	WBG4041	10/30/2000	Grab	Surface Soil	0	1 FT		Inorganics	Beryllium	0.44	mg/kg	B	J	J	0.59	
WBG-225	WBG4088	10/20/2000	Grab	Surface Soil	0	1 FT		Inorganics	Beryllium	0.44	mg/kg	B	J	J	0.66	
WBG-240	WBG4139	10/21/2000	Grab	Surface Soil	0	1 FT		Inorganics	Beryllium	0.44	mg/kg	B	J	J	0.61	
WBG-241	WBG4142	10/21/2000	Grab	Surface Soil	0	1 FT		Inorganics	Beryllium	0.44	mg/kg	B	J	J	0.6	
WBGss-308	WB1008	8/8/2000	Grab	Soil	0	1 NA	Pad 37, Plot 130	Inorganics	Beryllium	0.44	mg/kg	B	J	J	0.59	
WBGss-322	WB1003	8/8/2000	Grab	Soil	0	1 NA	Pad 38, Plot 30	Inorganics	Beryllium	0.44	mg/kg	B	J	J	0.58	
WBG-267	WBG4222	10/24/2000	Grab	Surface Soil	0	1 FT		Inorganics	Beryllium	0.43	mg/kg	B	J	J	0.62	
WBGss-171	WB0882	5/4/1998	Grab Composite	Surface Soil	0	1 FT		Inorganics	Beryllium	0.43	mg/kg	B	J	J	0.61	I02
WBG-200	WBG4009	10/17/2000	Grab	Surface Soil	0	1 FT		Inorganics	Beryllium	0.42	mg/kg	B	J	J	0.62	
WBG-201	WBG4012	10/17/2000	Grab	Surface Soil	0	1 FT		Inorganics	Beryllium	0.42	mg/kg	B	J	J	0.61	
WBG-206	WBG4029	10/18/2000	Grab	Surface Soil	0	1 FT		Inorganics	Beryllium	0.42	mg/kg	B	J	J	0.59	
WBG-226	WBG4091	10/20/2000	Grab	Surface Soil	0	1 FT		Inorganics	Beryllium	0.41	mg/kg	B	J	J	0.6	
WBG-270	WBG4225	11/1/2000	Grab	Surface Soil	0	1 FT		Inorganics	Beryllium	0.41	mg/kg	B	J	J	0.63	
WBGss-102	WB0691	4/23/1998	Grab Composite	Surface Soil	0	1 FT		Inorganics	Beryllium	0.41	mg/kg	B	J	J	0.59	I02,E07
WBG-292	WBG4247	10/31/2000	Grab	Surface Soil	0	1 FT		Inorganics	Beryllium	0.39	mg/kg	B	J	J	0.67	
WBG-209	WBG4038	10/18/2000	Grab	Surface Soil	0	1 FT		Inorganics	Beryllium	0.37	mg/kg	B	J	J	0.67	
WBG-265	WBG4220	10/30/2000	Grab	Surface Soil	0	1 FT		Inorganics	Beryllium	0.37	mg/kg	B	J	J	0.61	
WBG-259	WBG4204	10/23/2000	Grab	Surface Soil	0	1 FT		Inorganics	Beryllium	0.36	mg/kg	B	J	J	0.57	
WBG-271	WBG4226	11/1/2000	Grab	Surface Soil	0	1 FT		Inorganics	Beryllium	0.36	mg/kg	B	J	J	0.66	
WBG-208	WBG4035	10/18/2000	Grab	Surface Soil	0	1 FT		Inorganics	Beryllium	0.35	mg/kg	B	J	J	0.62	
WBG-254	WBG4187	10/16/2000	Grab	Surface Soil	0	1 FT		Inorganics	Beryllium	0.35	mg/kg	B	J	J	0.6	
WBGss-194	WB0935	5/7/1998	Grab	Surface Soil	0	1 FT		Inorganics	Beryllium	0.35	mg/kg	B	J	J	0.63	
WBG-279	WBG4234	10/31/2000	Grab	Surface Soil	0	1 FT		Inorganics	Beryllium	0.34	mg/kg	B	J	J	0.63	
WBG-285	WBG4240	10/31/2000	Grab	Surface Soil	0	1 FT		Inorganics	Beryllium	0.34	mg/kg	B	J	J	0.62	
WBG-212	WBG4049	10/18/2000	Grab	Surface Soil	0	1 FT		Inorganics	Beryllium	0.32	mg/kg	B	J	J	0.6	
WBG-213	WBG4052	10/18/2000	Grab	Surface Soil	0	1 FT		Inorganics	Beryllium	0.32	mg/kg	B	J	J	0.63	
WBG-243	WBG4150	10/21/2000	Grab	Surface Soil	0	1 FT		Inorganics	Beryllium	0.32	mg/kg	B	J	J	0.6	
WBG-290	WBG4245	10/31/2000	Grab	Surface Soil	0	1 FT		Inorganics	Beryllium	0.32	mg/kg	B	J	J	0.64	
WBGss-193	WB0932	5/7/1998	Grab	Surface Soil	0	1 FT		Inorganics	Beryllium	0.32	mg/kg	B	J	J	0.72	
WBG-231	WBG4108	10/21/2000	Grab	Surface Soil	0	1 FT		Inorganics	Beryllium	0.31	mg/kg	B	J	J	0.66	
WBG-239	WBG4136	10/21/2000	Grab	Surface Soil	0	1 FT		Inorganics	Beryllium	0.31	mg/kg	B	J	J	0.62	
WBG-256	WBG4193	10/17/2000	Grab	Surface Soil	0	1 FT		Inorganics	Beryllium	0.31	mg/kg	B	J	J	0.61	
WBG-214	WBG4055	10/18/2000	Grab	Surface Soil	0	1 FT		Inorganics	Beryllium	0.3	mg/kg	B	J	J	0.66	
WBG-207	WBG4032	10/18/2000	Grab	Surface Soil	0	1 FT		Inorganics	Beryllium	0.28	mg/kg	B	J	J	0.64	
WBG-249	WBG4170	10/23/2000	Grab	Surface Soil	0	1 FT		Inorganics	Beryllium	0.28	mg/kg	B	J	J	0.56	
WBG-255	WBG4190	10/17/2000	Grab	Surface Soil	0	1 FT		Inorganics	Beryllium	0.27	mg/kg	B	J	J	0.6	

Station	Sample ID	Date Collected	Sample Type	Media	Depth			Sample Comment	Analysis	Chemical	Results	Units	Lab Qual	Data Qual	Qual	Detection Limit	Validation Code
WBG-229	WBG4102	10/21/2000	Grab	Surface Soil	0	1	FT		Inorganics	Beryllium	0.26	mg/kg	B	J	J	0.64	
WBG-253	WBG4184	10/17/2000	Grab	Surface Soil	0	1	FT		Inorganics	Beryllium	0.25	mg/kg	B	J	J	0.59	
WBG-297	WBG4316	11/2/2000	Grab	Surface Soil	0	1	FT		Inorganics	Beryllium	0.14	mg/kg	B	J	J	0.62	
WBGss-147	WB0736	4/23/1998	Grab Composite	Surface Soil	0	1	FT		Inorganics	Beryllium	0.62	mg/kg	B	U	U	0.63	F06
WBGss-145	WB0734	4/23/1998	Grab Composite	Surface Soil	0	1	FT		Inorganics	Beryllium	0.59	mg/kg	B	U	U	0.66	F06
WBGss-135	WB0724	4/21/1998	Grab Composite	Surface Soil	0	1	FT		Inorganics	Beryllium	0.58	mg/kg		U	U	0.58	F07
WBGss-137	WB0726	4/22/1998	Grab Composite	Surface Soil	0	1	FT		Inorganics	Beryllium	0.58	mg/kg	B	U	U	0.68	F06
WBGss-144	WB0733	4/23/1998	Grab Composite	Surface Soil	0	1	FT		Inorganics	Beryllium	0.58	mg/kg	B	U	U	0.68	F06
WBGss-146	WB0735	4/23/1998	Grab Composite	Surface Soil	0	1	FT		Inorganics	Beryllium	0.57	mg/kg		U	U	0.56	F06
WBGss-142	WB0731	4/22/1998	Grab Composite	Surface Soil	0	1	FT		Inorganics	Beryllium	0.54	mg/kg	B	U	U	0.64	F06
WBGss-120	WB0709	4/22/1998	Grab Composite	Surface Soil	0	1	FT		Inorganics	Beryllium	0.53	mg/kg	B	U	U	0.66	F06
WBGss-136	WB0725	4/22/1998	Grab Composite	Surface Soil	0	1	FT		Inorganics	Beryllium	0.53	mg/kg	B	U	U	0.66	F07
WBGss-143	WB0732	4/22/1998	Grab Composite	Surface Soil	0	1	FT		Inorganics	Beryllium	0.52	mg/kg	B	U	U	0.57	F06
WBGss-148	WB0737	4/23/1998	Grab Composite	Surface Soil	0	1	FT		Inorganics	Beryllium	0.51	mg/kg	B	U	U	0.62	F06
WBGss-129	WB0718	4/22/1998	Grab Composite	Surface Soil	0	1	FT		Inorganics	Beryllium	0.47	mg/kg	B	U	U	0.65	F06
WBGss-140	WB0729	4/22/1998	Grab Composite	Surface Soil	0	1	FT		Inorganics	Beryllium	0.46	mg/kg	B	U	U	0.7	F06
WBGss-131	WB0720	4/21/1998	Grab Composite	Surface Soil	0	1	FT		Inorganics	Beryllium	0.45	mg/kg	B	U	U	0.61	F06
WBGss-113	WB0702	4/23/1998	Grab Composite	Surface Soil	0	1	FT		Inorganics	Beryllium	0.44	mg/kg	B	U	U	0.57	F06
WBGss-051	WBGSS-051-0509-SO	8/8/1996	Grab Composite	Surface Soil	0	2	FT		Inorganics	Beryllium	0.43	mg/kg		U	U	0.03	
WBGss-134	WB0723	4/21/1998	Grab Composite	Surface Soil	0	1	FT		Inorganics	Beryllium	0.43	mg/kg	B	U	U	0.61	F06
WBGss-139	WB0728	4/22/1998	Grab Composite	Surface Soil	0	1	FT		Inorganics	Beryllium	0.43	mg/kg	B	U	U	0.66	F06
WBG-277	WBG4232	10/24/2000	Grab	Surface Soil	0	1	FT		Inorganics	Beryllium	0.42	mg/kg	B	U	U	0.63	F06
WBGss-168	WB0768	4/29/1998	Grab	Surface Soil	0	1	FT		Inorganics	Beryllium	0.39	mg/kg	B	U	U	0.62	F06
WBGss-169	WB0884	4/26/1998	Grab	Surface Soil	0	1	FT		Inorganics	Beryllium	0.39	mg/kg	B	U	U	0.6	F06
WBGss-188	WB0913	5/6/1998	Grab	Surface Soil	0	1	FT		Inorganics	Beryllium	0.39	mg/kg	B	U	U	0.64	F06
WBGss-122	WB0711	4/22/1998	Grab Composite	Surface Soil	0	1	FT		Inorganics	Beryllium	0.39	mg/kg	B	U	U	0.64	F06
WBG-274	WBG4229	10/24/2000	Grab	Surface Soil	0	1	FT		Inorganics	Beryllium	0.36	mg/kg	B	U	U	0.63	F06
WBG-281	WBG4236	10/24/2000	Grab	Surface Soil	0	1	FT		Inorganics	Beryllium	0.36	mg/kg	B	U	U	0.6	F06
WBGss-324	WB1002	8/8/2000	Grab	Soil	0	1	NA	Pad 38, Plot 126	Inorganics	Beryllium	0.36	mg/kg	B	U	U	0.58	F06
WBGss-133	WB0722	4/21/1998	Grab Composite	Surface Soil	0	1	FT		Inorganics	Beryllium	0.36	mg/kg	B	U	U	0.67	F06
WBG-269	WBG4224	10/24/2000	Grab	Surface Soil	0	1	FT		Inorganics	Beryllium	0.35	mg/kg	B	U	U	0.63	F06
WBGss-132	WB0721	4/21/1998	Grab Composite	Surface Soil	0	1	FT		Inorganics	Beryllium	0.35	mg/kg	B	U	U	0.7	F06
WBG-257	WBG4196	10/30/2000	Grab	Surface Soil	0	1	FT		Inorganics	Beryllium	0.34	mg/kg	B	U	U	0.58	F06
WBGss-187	WB0912	5/6/1998	Grab	Surface Soil	0	1	FT		Inorganics	Beryllium	0.34	mg/kg	B	U	U	0.64	F06
WBGss-118	WB0707	4/22/1998	Grab Composite	Surface Soil	0	1	FT		Inorganics	Beryllium	0.34	mg/kg	B	U	U	0.7	F06
WBG-280	WBG4235	10/30/2000	Grab	Surface Soil	0	1	FT		Inorganics	Beryllium	0.32	mg/kg	B	U	U	0.63	F06
WBGss-119	WB0708	4/22/1998	Grab Composite	Surface Soil	0	1	FT		Inorganics	Beryllium	0.31	mg/kg	B	U	U	0.63	F06
WBGss-123	WB0712	4/22/1998	Grab Composite	Surface Soil	0	1	FT		Inorganics	Beryllium	0.3	mg/kg	B	U	U	0.59	F06
WBG-291	WBG4246	10/31/2000	Grab	Surface Soil	0	1	FT		Inorganics	Beryllium	0.27	mg/kg	B	U	U	0.58	F06
WBGss-128	WB0717	4/22/1998	Grab Composite	Surface Soil	0	1	FT		Inorganics	Beryllium	0.26	mg/kg	B	U	U	0.59	F06
WBGss-138	WB0727	4/22/1998	Grab Composite	Surface Soil	0	1	FT		Inorganics	Beryllium	0.25	mg/kg	B	U	U	0.59	F06
WBG-289	WBG4244	10/31/2000	Grab	Surface Soil	0	1	FT		Inorganics	Beryllium	0.24	mg/kg	B	U	U	0.61	F06
WBG-233	WBG4116	10/20/2000	Grab	Surface Soil	0	1	FT		Inorganics	Beryllium	0.23	mg/kg	B	U	U	0.61	F06
WBG-293	WBG4248	10/31/2000	Grab	Surface Soil	0	1	FT		Inorganics	Beryllium	0.22	mg/kg	B	U	U	0.63	F06
WBGss-117	WB0706	4/22/1998	Grab Composite	Surface Soil	0	1	FT		Inorganics	Beryllium	0.19	mg/kg	B	U	U	0.6	F06
WBGss-116	WB0705	4/23/1998	Grab Composite	Surface Soil	0	1	FT		Inorganics	Beryllium	0.81	mg/kg		UJ	UJ	0.71	F07,I02
WBGss-111	WB0700	4/23/1998	Grab Composite	Surface Soil	0	1	FT		Inorganics	Beryllium	0.64	mg/kg		UJ	UJ	0.6	F07,I02
WBGss-101	WB0690	4/23/1998	Grab Composite	Surface Soil	0	1	FT		Inorganics	Beryllium	0.62	mg/kg	B	UJ	UJ	0.63	F06,I02
WBGss-115	WB0704	4/23/1998	Grab Composite	Surface Soil	0	1	FT		Inorganics	Beryllium	0.6	mg/kg	B	UJ	UJ	0.61	F06,I02
WBGss-114	WB0703	4/23/1998	Grab Composite	Surface Soil	0	1	FT		Inorganics	Beryllium	0.59	mg/kg	B	UJ	UJ	0.61	F06,I02
WBGss-359	WB3027	8/9/2000	Grab	Soil	0	1	NA	Pad 59, Plot 108	Inorganics	Beryllium	0.58	mg/kg	U	UJ	UJ	0.58	I02
WBGss-108	WB0697	4/23/1998	Grab Composite	Surface Soil	0	1	FT		Inorganics	Beryllium	0.54	mg/kg	B	UJ	UJ	0.63	F07,I02
WBGss-112	WB0701	4/23/1998	Grab Composite	Surface Soil	0	1	FT		Inorganics	Beryllium	0.54	mg/kg	B	UJ	UJ	0.62	F06,I02
WBGss-100	WB0689	4/23/1998	Grab Composite	Surface Soil	0	1	FT		Inorganics	Beryllium	0.53	mg/kg	B	UJ	UJ	0.63	F06,I02
WBGss-105	WB0694	4/23/1998	Grab Composite	Surface Soil	0	1	FT		Inorganics	Beryllium	0.5	mg/kg	B	UJ	UJ	0.63	F06,I02
WBGss-353	WB3024	8/9/2000	Grab	Soil	0	1	NA	Pad 58, Plot 251	Inorganics	Beryllium	0.47	mg/kg	B	UJ	UJ	0.57	F06,I02
WBGss-178	WB0890	5/4/1998	Grab Composite	Surface Soil	0	1	FT		Inorganics	Beryllium	0.45	mg/kg	B	UJ	UJ	0.68	F06,I02
WBGss-175	WB0887	5/4/1998	Grab Composite	Surface Soil	0	1	FT		Inorganics	Beryllium	0.44	mg/kg	B	UJ	UJ	0.68	F06,I02
WBGss-109	WB0698	4/23/1998	Grab Composite	Surface Soil	0	1	FT		Inorganics	Beryllium	0.43	mg/kg	B	UJ	UJ	0.67	F06,I02
WBGss-179	WB0891	5/4/1998	Grab Composite	Surface Soil	0	1	FT		Inorganics	Beryllium	0.41	mg/kg	B	UJ	UJ	0.65	F06,I02
WBGss-103	WB0692	4/23/1998	Grab Composite	Surface Soil	0	1	FT		Inorganics	Beryllium	0.39	mg/kg	B	UJ	UJ	0.63	F06,I02
WBGss-176	WB0888	4/26/1998	Grab	Surface Soil	0	1	FT	ARCHIVED	Inorganics	Beryllium	0.35	mg/kg	B	UJ	UJ	0.63	F06,I02
WBGss-173	WB0885	4/26/1998	Grab	Surface Soil	0	1	FT	ARCHIVED	Inorganics	Beryllium	0.33	mg/kg	B	UJ	UJ	0.6	F06,I02
WBGss-362	WB3025	8/9/2000	Grab	Soil	0	1	NA	Pad 59, Plot 140	Inorganics	Beryllium	0.31	mg/kg	B	UJ	UJ	0.59	F06,I02
WBGss-371	WB3026	8/9/2000	Grab	Soil	0	1	NA	Pad 59, Plot 253	Inorganics	Beryllium	0.3	mg/kg	B	UJ	UJ	0.6	F06,I02
WBGss-172	WB0883	5/4/1998	Grab Composite	Surface Soil	0	1	FT		Inorganics	Beryllium	0.3	mg/kg	B	UJ	UJ	0.6	F06,I02
WBGss-174	WB0886	4/26/1998	Grab	Surface Soil	0	1	FT	ARCHIVED	Inorganics	Beryllium	0.27	mg/kg	B	UJ	UJ	0.63	F06,I02
WBGss-104	WB0693	4/23/1998	Grab Composite	Surface Soil	0	1	FT		Inorganics	Beryllium	0.26	mg/kg	B	UJ	UJ	0.61	F06,I02
WBGss-177	WB0889	5/4/1998	Grab Composite	Surface Soil	0	1	FT		Inorganics	Beryllium	0.21	mg/kg	B	UJ	UJ	0.61	F06,I02
WBGss-146	WB0735	4/23/1998	Grab Composite	Surface Soil	0	1	FT		Inorganics	Cadmium	234	mg/kg		=	=	0.56	
WBGss-122	WB0711	4/22/1998	Grab Composite	Surface Soil	0	1	FT		Inorganics	Cadmium	42.8	mg/kg		=	=	0.64	
WBG-232	WBG4111	10/22/2000	Grab	Surface Soil	0	1	FT		Inorganics	Cadmium	31.6	mg/kg		=	=	0.58	
WBGss-032	WBGSS-032-0489-SO	8/7/1996	Grab Composite	Surface Soil	0	0.5	FT	North of Pad #37.	Inorganics	Cadmium	26.8	mg/kg		=	=	0.04	
WBG-246	WBG4159	10/23/2000	Grab	Surface Soil	0	1	FT		Inorganics	Cadmium	15.7	mg/kg		=	=	0.62	
WBGss-057	WBGSS-057-0517-SO	8/7/1996	Grab Composite	Surface Soil	0	2	FT		Inorganics	Cadmium	15.1	mg/kg		=	=	0.05	
WBGss-170	WB0881	5/4/1998	Grab Composite	Surface Soil	0	1	FT		Inorganics	Cadmium	14	mg/kg		=	=	0.69	
WBGss-120	WB0709	4/22/1998	Grab Composite	Surface Soil	0	1	FT		Inorganics	Cadmium	13.6	mg/kg		=	=	0.66	
WBGss-058	WBGSS-058-0520-SO	8/7/1996	Grab Composite	Surface Soil	0	1.4	FT	Refusal at 1.4 feet.	Inorganics	Cadmium	11.4	mg/kg		=	=	0.05	
WBG-249	WBG4170	10/23/2000	Grab	Surface Soil	0	1	FT		Inorganics	Cadmium	10	mg/kg		=	=	0.56	
WBGss-049	WBGSS-049-0507-SO	8/7/1996	Grab Composite	Surface Soil	0	2	FT		Inorganics	Cadmium	10	mg/kg		=	=	0.05	
WBGss-187	WB0912	5/6/1998	Grab	Surface Soil	0	1	FT		Inorganics	Cadmium	9.8	mg/kg		=	=	0.64	
WBG-247	WBG4162	10/22/2000	Grab	Surface Soil	0	1	FT		Inorganics	Cadmium	8.3	mg/kg		=	=	0.63	
WBGss-025	WBGSS-025-0482-SO	8/5/1996	Grab Composite	Surface Soil	0	0.5	FT	Refusal @ .5 bgs. Due to gravel in hole.	Inorganics	Cadmium	8.2	mg/kg	N	=	=	0.04	
WBGss-128	WB0717	4/22/1998	Grab Composite	Surface Soil	0	1	FT		Inorganics	Cadmium	7.8	mg/kg		=	=	0.59	
WBGss-149	WB0738	4/23/1998	Grab Composite	Surface Soil	0	1	FT		Inorganics	Cadmium	7.6	mg/kg		=	=	0.62	
WBG-207	WBG4032	10/18/2000	Grab	Surface Soil	0	1	FT		Inorganics	Cadmium	7.5	mg/kg		=	=	0.64	
WBGss-325	WB1004	8/8/2000	Grab	Soil	0	1	NA	Pad 38, Plot 135	Inorganics	Cadmium	6.7	mg/kg		=	=	0.56	
WBGss-173	WB0885	4/26/1998	Grab	Surface Soil	0	1	FT	ARCHIVED	Inorganics	Cadmium	6.6	mg/kg		=	=	0.6	
WBGss-322	WB1003	8/8/2000	Grab	Soil	0	1	NA	Pad 38, Plot 30	Inorganics	Cadmium	6.1	mg/kg		=	=	0.58	
WBGss-043	WBGSS-043-0501-SO	8/7/1996	Grab Composite	Surface Soil	0	2	FT		Inorganics	Cadmium	5.7	mg/kg		=	=	0.04	
WBGss-061	WBGSS-061-0523-SO	8/8/1996	Grab Composite	Surface Soil	0	2	FT		Inorganics	Cadmium	5.5	mg/kg		=	=	0.05	
WBGss-145	WB0734	4/23/1998	Grab Composite	Surface Soil	0	1	FT		Inorganics	Cadmium	5	mg/kg		=	=	0.66	
WBGss-069	WBGSS-069-0533-SO	8/9/1996	Grab Composite	Surface Soil	0	2	FT		Inorganics	Cadmium	4.8	mg/kg		=	=	0.05	

Station	Sample ID	Date Collected	Sample Type	Media	Depth	Sample Comment	Analysis	Chemical	Results	Units	Lab Qual	Data Qual	Qual	Detection Limit	Validation Code
WBGss-118	WB0707	4/22/1998	Grab Composite	Surface Soil	0 1 FT		Inorganics	Cadmium	4.7	mg/kg		=	=	0.7	
WBGss-054	WBGSS-054-0514-SO	8/8/1996	Grab Composite	Surface Soil	0 0.5 FT		Inorganics	Cadmium	4.6	mg/kg		=	=	0.04	
WBGss-142	WB0731	4/22/1998	Grab Composite	Surface Soil	0 1 FT		Inorganics	Cadmium	4.2	mg/kg		=	=	0.64	
WBGss-175	WB0887	5/4/1998	Grab Composite	Surface Soil	0 1 FT		Inorganics	Cadmium	4.1	mg/kg		=	=	0.68	
WBGss-174	WB0886	4/26/1998	Grab	Surface Soil	0 1 FT	ARCHIVED	Inorganics	Cadmium	4	mg/kg		=	=	0.63	
WBG-234	WBG4119	10/19/2000	Grab	Surface Soil	0 1 FT		Inorganics	Cadmium	3.5	mg/kg		=	=	0.58	
WBGss-150	WB0739	4/23/1998	Grab Composite	Surface Soil	0 1 FT		Inorganics	Cadmium	3.3	mg/kg		=	=	0.61	
WBGss-077	WBGSS-077-0542-SO	8/13/1996	Grab Composite	Surface Soil	0 0.8 FT	Note: Moved to PAD-32.	Inorganics	Cadmium	3	mg/kg		=	=	0.04	
WBG-212	WBG4049	10/18/2000	Grab	Surface Soil	0 1 FT		Inorganics	Cadmium	2.9	mg/kg		=	=	0.6	
WBG-213	WBG4052	10/18/2000	Grab	Surface Soil	0 1 FT		Inorganics	Cadmium	2.9	mg/kg		=	=	0.63	
WBGss-130	WB0719	4/22/1998	Grab Composite	Surface Soil	0 1 FT		Inorganics	Cadmium	2.9	mg/kg		=	=	0.61	
WBG-235	WBG4122	10/19/2000	Grab	Surface Soil	0 1 FT		Inorganics	Cadmium	2.8	mg/kg		=	=	0.61	
WBGss-193	WB0932	5/7/1998	Grab	Surface Soil	0 1 FT		Inorganics	Cadmium	2.8	mg/kg		=	=	0.72	
WBG-261	WBG4210	10/23/2000	Grab	Surface Soil	0 1 FT		Inorganics	Cadmium	2.6	mg/kg		=	=	0.62	
WBGss-141	WB0730	4/22/1998	Grab Composite	Surface Soil	0 1 FT		Inorganics	Cadmium	2.4	mg/kg		=	=	0.66	
WBGss-389	WB2016	8/8/2000	Grab	Soil	0 1 NA	Pad 66, Plot 242	Inorganics	Cadmium	2.3	mg/kg		=	=	0.57	
WBGss-062	WBGSS-062-0524-SO	8/8/1996	Grab Composite	Surface Soil	0 2 FT		Inorganics	Cadmium	2.2	mg/kg		=	=	0.05	
WBGss-194	WB0935	5/7/1998	Grab	Surface Soil	0 1 FT		Inorganics	Cadmium	2.1	mg/kg		=	=	0.63	
WBGss-324	WB1002	8/8/2000	Grab	Soil	0 1 NA	Pad 38, Plot 126	Inorganics	Cadmium	1.9	mg/kg		=	=	0.58	
WBGss-326	WB1001	8/8/2000	Grab	Soil	0 1 NA	Pad 38, Plot 154	Inorganics	Cadmium	1.9	mg/kg		=	=	0.58	
WBGss-041	WBGSS-041-0499-SO	7/31/1996	Grab	Surface Soil	0 0.5 FT	Logbook 40-2	Inorganics	Cadmium	1.8	mg/kg		=	=	0.04	
WBGss-031	WBGSS-031-0488-SO	8/7/1996	Grab Composite	Surface Soil	0 2 FT	West of pad #37	Inorganics	Cadmium	1.8	mg/kg		=	=	0.04	
WBGss-148	WB0737	4/23/1998	Grab Composite	Surface Soil	0 1 FT		Inorganics	Cadmium	1.8	mg/kg		=	=	0.62	
WBG-199	WBG4006	10/17/2000	Grab	Surface Soil	0 1 FT		Inorganics	Cadmium	1.7	mg/kg		=	=	0.65	
WBG-242	WBG4145	10/22/2000	Grab	Surface Soil	0 1 FT		Inorganics	Cadmium	1.7	mg/kg		=	=	0.62	
WBG-215	WBG4058	10/18/2000	Grab	Surface Soil	0 1 FT		Inorganics	Cadmium	1.5	mg/kg		=	=	0.66	
WBG-245	WBG4156	10/23/2000	Grab	Surface Soil	0 1 FT		Inorganics	Cadmium	1.5	mg/kg		=	=	0.62	
WBG-296	WBG4315	11/2/2000	Grab	Surface Soil	0 1 FT		Inorganics	Cadmium	1.5	mg/kg		=	=	0.62	
WBG-209	WBG4038	10/18/2000	Grab	Surface Soil	0 1 FT		Inorganics	Cadmium	1.4	mg/kg		=	=	0.67	
WBGss-133	WB0722	4/21/1998	Grab Composite	Surface Soil	0 1 FT		Inorganics	Cadmium	1.4	mg/kg		=	=	0.67	
WBGss-313	WB1006	8/8/2000	Grab	Soil	0 1 NA	Pad 37, Plot 236	Inorganics	Cadmium	1.3	mg/kg		=	=	0.62	
WBGss-055	WBGSS-055-0515-SO	8/8/1996	Grab Composite	Surface Soil	0 2 FT		Inorganics	Cadmium	1.3	mg/kg		=	=	0.05	
WBG-260	WBG4207	10/23/2000	Grab	Surface Soil	0 1 FT		Inorganics	Cadmium	1.2	mg/kg		=	=	0.57	
WBGss-168	WB0768	4/29/1998	Grab	Surface Soil	0 1 FT		Inorganics	Cadmium	1.2	mg/kg		=	=	0.62	
WBG-254	WBG4187	10/16/2000	Grab	Surface Soil	0 1 FT		Inorganics	Cadmium	1.1	mg/kg		=	=	0.6	
WBG-257	WBG4196	10/30/2000	Grab	Surface Soil	0 1 FT		Inorganics	Cadmium	1.1	mg/kg		=	=	0.58	
WBGss-060	WBGSS-060-0522-SO	8/8/1996	Grab Composite	Surface Soil	0 2 FT		Inorganics	Cadmium	1.1	mg/kg		=	=	0.05	
WBGss-144	WB0733	4/23/1998	Grab Composite	Surface Soil	0 1 FT		Inorganics	Cadmium	1.1	mg/kg		=	=	0.68	
WBGss-177	WB0889	5/4/1998	Grab Composite	Surface Soil	0 1 FT		Inorganics	Cadmium	1.1	mg/kg		=	=	0.61	
WBGss-072	WBGSS-072-0536-SO	8/9/1996	Grab Composite	Surface Soil	0 2 FT		Inorganics	Cadmium	1	mg/kg		=	=	0.04	
WBGss-139	WB0728	4/22/1998	Grab Composite	Surface Soil	0 1 FT		Inorganics	Cadmium	1	mg/kg		=	=	0.66	
WBGss-171	WB0882	5/4/1998	Grab Composite	Surface Soil	0 1 FT		Inorganics	Cadmium	1	mg/kg		=	=	0.61	
WBGss-129	WB0718	4/22/1998	Grab Composite	Surface Soil	0 1 FT		Inorganics	Cadmium	0.99	mg/kg		=	=	0.65	
WBGss-073	WBGSS-073-0537-SO	8/9/1996	Grab Composite	Surface Soil	0 2 FT		Inorganics	Cadmium	0.96	mg/kg		=	=	0.05	
WBG-250	WBG4173	10/23/2000	Grab	Surface Soil	0 1 FT		Inorganics	Cadmium	0.94	mg/kg		=	=	0.62	
WBGss-299	WB1009	8/8/2000	Grab	Soil	0 1 NA	Pad 37, Plot 11	Inorganics	Cadmium	0.88	mg/kg		=	=	0.58	
WBGss-045	WBGSS-045-0503-SO	8/7/1996	Grab Composite	Surface Soil	0 1 FT	Refusal due to large cobble at 1.0 ft.	Inorganics	Cadmium	0.88	mg/kg		=	=	0.05	
WBGss-314	WB1007	8/8/2000	Grab	Soil	0 1 NA	Pad 37, Plot 265	Inorganics	Cadmium	0.87	mg/kg		=	=	0.57	
WBG-200	WBG4009	10/17/2000	Grab	Surface Soil	0 1 FT		Inorganics	Cadmium	0.83	mg/kg		=	=	0.62	
WBGss-123	WB0712	4/22/1998	Grab Composite	Surface Soil	0 1 FT		Inorganics	Cadmium	0.81	mg/kg		=	=	0.59	
WBGss-390	WB2018	8/8/2000	Grab	Soil	0 1 NA	Pad 66, Plot 243	Inorganics	Cadmium	0.76	mg/kg		=	=	0.59	
WBG-203	WBG4018	10/22/2000	Grab	Surface Soil	0 1 FT		Inorganics	Cadmium	0.75	mg/kg		=	=	0.58	
WBGss-388	WB2017	8/8/2000	Grab	Soil	0 1 NA	Pad 66, Plot 226	Inorganics	Cadmium	0.75	mg/kg		=	=	0.6	
WBG-258	WBG4201	11/1/2000	Grab	Surface Soil	0 1 FT		Inorganics	Cadmium	0.74	mg/kg		=	=	0.62	
WBGss-132	WB0721	4/21/1998	Grab Composite	Surface Soil	0 1 FT		Inorganics	Cadmium	0.72	mg/kg		=	=	0.7	
WBG-208	WBG4035	10/18/2000	Grab	Surface Soil	0 1 FT		Inorganics	Cadmium	0.7	mg/kg		=	=	0.62	
WBGss-176	WB0888	4/26/1998	Grab	Surface Soil	0 1 FT	ARCHIVED	Inorganics	Cadmium	0.68	mg/kg		=	=	0.63	
WBGss-334	WB1005	8/8/2000	Grab	Soil	0 1 NA	Pad 38, Plot 295	Inorganics	Cadmium	0.68	mg/kg		=	=	0.6	
WBGss-308	WB1008	8/8/2000	Grab	Soil	0 1 NA	Pad 37, Plot 130	Inorganics	Cadmium	0.6	mg/kg		=	=	0.59	
WBG-259	WBG4204	10/23/2000	Grab	Surface Soil	0 1 FT		Inorganics	Cadmium	0.58	mg/kg		=	=	0.57	
WBGss-030	WBGSS-030-0487-SO	8/7/1996	Grab Composite	Surface Soil	0 1.5 FT	South of Burn area, Pad #37.	Inorganics	Cadmium	0.58	mg/kg		=	=	0.04	
WBGss-034	WBGSS-034-0491-SO	8/6/1996	Grab Composite	Surface Soil	0 2 FT		Inorganics	Cadmium	877	mg/kg	*	J	J	0.04	I01
WBGss-114	WB0703	4/23/1998	Grab Composite	Surface Soil	0 1 FT		Inorganics	Cadmium	80	mg/kg		J	J	0.61	I02
WBGss-035	WBGSS-035-0492-SO	8/6/1996	Grab Composite	Surface Soil	0 2 FT		Inorganics	Cadmium	63.4	mg/kg	*	J	J	0.04	I01
WBG-231	WBG4108	10/21/2000	Grab	Surface Soil	0 1 FT		Inorganics	Cadmium	43.6	mg/kg		J	J	0.66	I02
WBGss-107	WB0696	4/23/1998	Grab Composite	Surface Soil	0 1 FT		Inorganics	Cadmium	15.9	mg/kg		J	J	0.6	I02
WBGss-110	WB0699	4/23/1998	Grab Composite	Surface Soil	0 1 FT		Inorganics	Cadmium	13.2	mg/kg		J	J	0.63	I02
WBGss-359	WB3027	8/9/2000	Grab	Soil	0 1 NA	Pad 59, Plot 108	Inorganics	Cadmium	9.2	mg/kg		J	J	0.58	I02
WBG-240	WBG4139	10/21/2000	Grab	Surface Soil	0 1 FT		Inorganics	Cadmium	7.6	mg/kg		J	J	0.61	I02
WBG-223	WBG4082	10/20/2000	Grab	Surface Soil	0 1 FT		Inorganics	Cadmium	6.9	mg/kg		J	J	0.59	I02
WBGss-033	WBGSS-033-0490-SO	8/6/1996	Grab Composite	Surface Soil	0 2 FT	East end of pad #37	Inorganics	Cadmium	6.7	mg/kg	*	J	J	0.04	I01
WBGss-344	WB3020	8/9/2000	Grab	Soil	0 1 NA	Pad 58, Plot 104	Inorganics	Cadmium	5.3	mg/kg		J	J	0.58	I02
WBGss-371	WB3026	8/9/2000	Grab	Soil	0 1 NA	Pad 59, Plot 253	Inorganics	Cadmium	3.5	mg/kg		J	J	0.6	I02
WBGss-362	WB3025	8/9/2000	Grab	Soil	0 1 NA	Pad 59, Plot 140	Inorganics	Cadmium	3.4	mg/kg		J	J	0.59	I02
WBGss-109	WB0698	4/23/1998	Grab Composite	Surface Soil	0 1 FT		Inorganics	Cadmium	3.3	mg/kg		J	J	0.67	I02
WBGss-116	WB0705	4/23/1998	Grab Composite	Surface Soil	0 1 FT		Inorganics	Cadmium	1.4	mg/kg		J	J	0.71	I02
WBGss-115	WB0704	4/23/1998	Grab Composite	Surface Soil	0 1 FT		Inorganics	Cadmium	1.1	mg/kg		J	J	0.61	I02
WBGss-347	WB3023	8/9/2000	Grab	Soil	0 1 NA	Pad 58, Plot 158	Inorganics	Cadmium	1	mg/kg		J	J	0.58	I02
WBGss-106	WB0695	4/23/1998	Grab Composite	Surface Soil	0 1 FT		Inorganics	Cadmium	0.82	mg/kg		J	J	0.61	I02
WBG-226	WBG4091	10/20/2000	Grab	Surface Soil	0 1 FT		Inorganics	Cadmium	0.74	mg/kg		J	J	0.6	I02
WBG-255	WBG4190	10/17/2000	Grab	Surface Soil	0 1 FT		Inorganics	Cadmium	0.57	mg/kg	B	J	J	0.6	
WBGss-020	WBGSS-020-0477-SO	8/5/1996	Grab Composite	Surface Soil	0 2 FT		Inorganics	Cadmium	0.57	mg/kg	N	J	J	0.04	F01
WBGss-346	WB3022	8/9/2000	Grab	Soil	0 1 NA	Pad 58, Plot 156	Inorganics	Cadmium	0.56	mg/kg	B	J	J	0.57	I02
WBG-205	WBG4026	10/18/2000	Grab	Surface Soil	0 1 FT		Inorganics	Cadmium	0.55	mg/kg	B	J	J	0.62	
WBGss-352	WB3021	8/9/2000	Grab	Soil	0 1 NA	Pad 58, Plot 234/235	Inorganics	Cadmium	0.53	mg/kg	B	J	J	0.57	I02
WBG-204	WBG4023	10/18/2000	Grab	Surface Soil	0 1 FT		Inorganics	Cadmium	0.5	mg/kg	B	J	J	0.61	
WBG-229	WBG4102	10/21/2000	Grab	Surface Soil	0 1 FT		Inorganics	Cadmium	0.5	mg/kg	B	J	J	0.64	I02
WBGss-353	WB3024	8/9/2000	Grab	Soil	0 1 NA	Pad 58, Plot 251	Inorganics	Cadmium	0.5	mg/kg	B	J	J	0.57	I02
WBGss-064	WBGSS-064-0526-SO	8/7/1996	Grab Composite	Surface Soil	0 2 FT		Inorganics	Cadmium	0.5	mg/kg	B	J	J	0.05	F06
WBG-263	WBG4216	11/1/2000	Grab	Surface Soil	0 1 FT		Inorganics	Cadmium	0.48	mg/kg	B	J	J	0.63	
WBGss-006	WBGSS-006-0461-SO	7/30/1996	Grab Composite	Surface Soil	0 2 FT		Inorganics	Cadmium	0.43	mg/kg	B	J	J	0.05	F06
WBGss-047	WBGSS-047-0505-SO	8/7/1996	Grab Composite	Surface Soil	0 2 FT		Inorganics	Cadmium	0.43	mg/kg	B	J	J	0.05	F06
WBGss-027	WBGSS-027-0484-SO	8/6/1996	Grab Composite	Surface Soil	0 0.5 FT		Inorganics	Cadmium	0.42	mg/kg	B*	J	J	0.04	I01

Station	Sample ID	Date Collected	Sample Type	Media	Depth	Sample Comment	Analysis	Chemical	Results	Units	Lab Qual	Data Qual	Qual	Detection Limit	Validation Code
WBGss-037	WBGSS-037-0494-SO	8/6/1996	Grab Composite	Surface Soil	0 2 FT		Inorganics	Cadmium	0.42	mg/kg	B*	J	J	0.04	I01
WBGss-050	WBGSS-050-0508-SO	8/7/1996	Grab Composite	Surface Soil	0 1 FT	Refusal at 1.0 ft bgs. due to cobble/gravel.	Inorganics	Cadmium	0.41	mg/kg	B	J	J	0.05	F06
WBGss-026	WBGSS-026-0483-SO	8/6/1996	Grab Composite	Surface Soil	0 1.3 FT		Inorganics	Cadmium	0.37	mg/kg	B*	J	J	0.04	I01
WBGss-042	WBGSS-042-0500-SO	8/7/1996	Grab Composite	Surface Soil	0 2 FT		Inorganics	Cadmium	0.37	mg/kg	B	J	J	0.04	F06
WBGss-038	WBGSS-038-0495-SO	8/6/1996	Grab Composite	Surface Soil	0 2 FT		Inorganics	Cadmium	0.36	mg/kg	B*	J	J	0.04	I01
WBGss-056	WBGSS-056-0516-SO	8/8/1996	Grab Composite	Surface Soil	0 2 FT		Inorganics	Cadmium	0.36	mg/kg	B	J	J	0.05	F06
WBG-238	WBG4133	10/21/2000	Grab	Surface Soil	0 1 FT		Inorganics	Cadmium	0.35	mg/kg	B	J	J	0.65	I02
WBG-274	WBG4229	10/24/2000	Grab	Surface Soil	0 1 FT		Inorganics	Cadmium	0.35	mg/kg	B	J	J	0.63	
WBGss-063	WBGSS-063-0525-SO	8/7/1996	Grab Composite	Surface Soil	0 2 FT		Inorganics	Cadmium	0.35	mg/kg	B	J	J	0.05	F06
WBG-267	WBG4222	10/24/2000	Grab	Surface Soil	0 1 FT		Inorganics	Cadmium	0.34	mg/kg	B	J	J	0.62	
WBGss-016	WBGSS-016-0471-SO	8/6/1996	Grab Composite	Surface Soil	0 2 FT		Inorganics	Cadmium	0.34	mg/kg	B*	J	J	0.04	I01
WBGss-018	WBGSS-018-0473-SO	8/6/1996	Grab Composite	Surface Soil	0 1.5 FT		Inorganics	Cadmium	0.34	mg/kg	B*	J	J	0.04	I01
WBGss-052	WBGSS-052-0512-SO	8/7/1996	Grab Composite	Surface Soil	0 2 FT		Inorganics	Cadmium	0.31	mg/kg	B	J	J	0.04	F06
WBGss-053	WBGSS-053-0513-SO	8/13/1996	Grab Composite	Surface Soil	0 2 FT	Relocated to PAD-43 (PAD-57 couldn't be located.)	Inorganics	Cadmium	0.31	mg/kg	B	J	J	0.05	F06
WBG-224	WBG4085	10/20/2000	Grab	Surface Soil	0 1 FT		Inorganics	Cadmium	0.29	mg/kg	B	J	J	0.65	I02
WBG-256	WBG4193	10/17/2000	Grab	Surface Soil	0 1 FT		Inorganics	Cadmium	0.28	mg/kg	B	J	J	0.61	
WBGss-046	WBGSS-046-0504-SO	8/7/1996	Grab Composite	Surface Soil	0 2 FT		Inorganics	Cadmium	0.28	mg/kg	B	J	J	0.05	F06
WBG-282	WBG4237	10/31/2000	Grab	Surface Soil	0 1 FT		Inorganics	Cadmium	0.27	mg/kg	B	J	J	0.62	
WBG-266	WBG4221	10/30/2000	Grab	Surface Soil	0 1 FT		Inorganics	Cadmium	0.25	mg/kg	B	J	J	0.64	
WBGss-036	WBGSS-036-0493-SO	8/6/1996	Grab Composite	Surface Soil	0 2 FT		Inorganics	Cadmium	0.24	mg/kg	B*	J	J	0.04	I01
WBGss-065	WBGSS-065-0527-SO	8/9/1996	Grab Composite	Surface Soil	0 2 FT		Inorganics	Cadmium	0.23	mg/kg	B	J	J	0.05	F06
WBGss-070	WBGSS-070-0534-SO	8/9/1996	Grab Composite	Surface Soil	0 2 FT		Inorganics	Cadmium	0.23	mg/kg	B	J	J	0.05	F06
WBG-206	WBG4029	10/18/2000	Grab	Surface Soil	0 1 FT		Inorganics	Cadmium	0.22	mg/kg	B	J	J	0.59	
WBG-214	WBG4055	10/18/2000	Grab	Surface Soil	0 1 FT		Inorganics	Cadmium	0.22	mg/kg	B	J	J	0.66	
WBGss-341	WB3019	8/9/2000	Grab	Soil	0 1 NA	Pad 58, Plot 45	Inorganics	Cadmium	0.22	mg/kg	B	J	J	0.57	I02
WBGss-017	WBGSS-017-0472-SO	8/6/1996	Grab Composite	Surface Soil	0 2 FT		Inorganics	Cadmium	0.22	mg/kg	B*	J	J	0.04	I01
WBG-264	WBG4219	10/30/2000	Grab	Surface Soil	0 1 FT		Inorganics	Cadmium	0.21	mg/kg	B	J	J	0.64	
WBG-210	WBG4041	10/30/2000	Grab	Surface Soil	0 1 FT		Inorganics	Cadmium	0.2	mg/kg	B	J	J	0.59	
WBG-273	WBG4228	11/1/2000	Grab	Surface Soil	0 1 FT		Inorganics	Cadmium	0.2	mg/kg	B	J	J	0.68	
WBGss-019	WBGSS-019-0474-SO	8/6/1996	Grab Composite	Surface Soil	0 1.5 FT		Inorganics	Cadmium	0.2	mg/kg	B*	J	J	0.04	I01
WBGss-048	WBGSS-048-0506-SO	8/7/1996	Grab Composite	Surface Soil	0 2 FT		Inorganics	Cadmium	0.2	mg/kg	B	J	J	0.05	F06
WBGss-097	WBGSS-097-0564-SO	8/13/1996	Grab Composite	Surface Soil	0 2 FT	Note: This location(TBD) used at PAD-41	Inorganics	Cadmium	0.19	mg/kg	B	J	J	0.05	F06
WBG-227	WBG4094	10/22/2000	Grab	Surface Soil	0 1 FT		Inorganics	Cadmium	0.17	mg/kg	B	J	J	0.63	I02
WBG-265	WBG4220	10/30/2000	Grab	Surface Soil	0 1 FT		Inorganics	Cadmium	0.17	mg/kg	B	J	J	0.61	
WBG-278	WBG4233	10/24/2000	Grab	Surface Soil	0 1 FT		Inorganics	Cadmium	0.16	mg/kg	B	J	J	0.65	
WBG-288	WBG4243	10/31/2000	Grab	Surface Soil	0 1 FT		Inorganics	Cadmium	0.16	mg/kg	B	J	J	0.66	
WBGss-028	WBGSS-028-0485-SO	8/7/1996	Grab Composite	Surface Soil	0 2 FT		Inorganics	Cadmium	0.16	mg/kg	B	J	J	0.05	F06
WBGss-029	WBGSS-029-0486-SO	8/7/1996	Grab Composite	Surface Soil	0 2 FT		Inorganics	Cadmium	0.16	mg/kg	B	J	J	0.05	F06
WBGss-074	WBGSS-074-0538-SO	8/9/1996	Grab Composite	Surface Soil	0 0.5 FT		Inorganics	Cadmium	0.16	mg/kg	B	J	J	0.04	F06
WBGss-075	WBGSS-075-0539-SO	8/9/1996	Grab Composite	Surface Soil	0 2 FT		Inorganics	Cadmium	0.16	mg/kg	B	J	J	0.05	F06
WBGss-004	WBGSS-004-0459-SO	7/30/1996	Grab Composite	Surface Soil	0 0.7 FT	Bottom of hole @ 8 inches	Inorganics	Cadmium	0.15	mg/kg	B	J	J	0.04	F06
WBG-277	WBG4232	10/24/2000	Grab	Surface Soil	0 1 FT		Inorganics	Cadmium	0.14	mg/kg	B	J	J	0.63	
WBG-280	WBG4235	10/30/2000	Grab	Surface Soil	0 1 FT		Inorganics	Cadmium	0.14	mg/kg	B	J	J	0.63	
WBGss-044	WBGSS-044-0502-SO	8/7/1996	Grab Composite	Surface Soil	0 2 FT		Inorganics	Cadmium	0.14	mg/kg	B	J	J	0.05	F06
WBGss-098	WBGSS-098-0565-SO	8/14/1996	Grab Composite	Surface Soil	0 2 FT		Inorganics	Cadmium	0.14	mg/kg	B	J	J	0.05	F06
WBG-297	WBG4316	11/2/2000	Grab	Surface Soil	0 1 FT		Inorganics	Cadmium	0.13	mg/kg	B	J	J	0.62	
WBGss-008	WBGSS-008-0463-SO	7/30/1996	Grab Composite	Surface Soil	0 2 FT	VOCs collected from 1.5- 2.0 ft depth.	Inorganics	Cadmium	0.13	mg/kg	B	J	J	0.04	F06
WBGss-067	WBGSS-067-0529-SO	8/9/1996	Grab Composite	Surface Soil	0 2 FT		Inorganics	Cadmium	0.12	mg/kg	B	J	J	0.05	F06
WBG-201	WBG4012	10/17/2000	Grab	Surface Soil	0 1 FT		Inorganics	Cadmium	0.11	mg/kg	B	J	J	0.61	
WBG-276	WBG4231	10/24/2000	Grab	Surface Soil	0 1 FT		Inorganics	Cadmium	0.11	mg/kg	B	J	J	0.61	
WBG-253	WBG4184	10/17/2000	Grab	Surface Soil	0 1 FT		Inorganics	Cadmium	0.1	mg/kg	B	J	J	0.59	
WBGss-076	WBGSS-076-0541-SO	8/9/1996	Grab Composite	Surface Soil	0 2 FT		Inorganics	Cadmium	0.1	mg/kg	B	J	J	0.04	F06
WBG-292	WBG4247	10/31/2000	Grab	Surface Soil	0 1 FT		Inorganics	Cadmium	0.098	mg/kg	B	J	J	0.67	
WBG-271	WBG4226	11/1/2000	Grab	Surface Soil	0 1 FT		Inorganics	Cadmium	0.09	mg/kg	B	J	J	0.66	
WBG-268	WBG4223	11/1/2000	Grab	Surface Soil	0 1 FT		Inorganics	Cadmium	0.089	mg/kg	B	J	J	0.68	
WBG-243	WBG4150	10/21/2000	Grab	Surface Soil	0 1 FT		Inorganics	Cadmium	0.087	mg/kg	B	J	J	0.6	I02
WBG-291	WBG4246	10/31/2000	Grab	Surface Soil	0 1 FT		Inorganics	Cadmium	0.081	mg/kg	B	J	J	0.58	
WBG-251	WBG4176	10/23/2000	Grab	Surface Soil	0 1 FT		Inorganics	Cadmium	0.077	mg/kg	B	J	J	0.65	
WBG-225	WBG4088	10/20/2000	Grab	Surface Soil	0 1 FT		Inorganics	Cadmium	0.073	mg/kg	B	J	J	0.66	I02
WBGss-007	WBGSS-007-0462-SO	7/30/1996	Grab Composite	Surface Soil	0 2 FT		Inorganics	Cadmium	0.07	mg/kg	B	J	J	0.04	F06
WBG-279	WBG4234	10/31/2000	Grab	Surface Soil	0 1 FT		Inorganics	Cadmium	0.063	mg/kg	B	J	J	0.63	
WBGss-005	WBGSS-005-0460-SO	7/30/1996	Grab Composite	Surface Soil	0 2 FT		Inorganics	Cadmium	0.06	mg/kg	B	J	J	0.04	F06
WBGss-140	WB0729	4/22/1998	Grab Composite	Surface Soil	0 1 FT		Inorganics	Cadmium	0.7	mg/kg	U	U	U	0.7	
WBGss-137	WB0726	4/22/1998	Grab Composite	Surface Soil	0 1 FT		Inorganics	Cadmium	0.68	mg/kg	U	U	U	0.68	
WBGss-178	WB0890	5/4/1998	Grab Composite	Surface Soil	0 1 FT		Inorganics	Cadmium	0.68	mg/kg	U	U	U	0.68	
WBGss-136	WB0725	4/22/1998	Grab Composite	Surface Soil	0 1 FT		Inorganics	Cadmium	0.66	mg/kg	U	U	U	0.66	
WBG-284	WBG4239	10/31/2000	Grab	Surface Soil	0 1 FT		Inorganics	Cadmium	0.65	mg/kg	U	U	U	0.65	
WBG-287	WBG4242	10/31/2000	Grab	Surface Soil	0 1 FT		Inorganics	Cadmium	0.65	mg/kg	U	U	U	0.65	
WBGss-179	WB0891	5/4/1998	Grab Composite	Surface Soil	0 1 FT		Inorganics	Cadmium	0.65	mg/kg	U	U	U	0.65	
WBG-290	WBG4245	10/31/2000	Grab	Surface Soil	0 1 FT		Inorganics	Cadmium	0.64	mg/kg	U	U	U	0.64	
WBGss-188	WB0913	5/6/1998	Grab	Surface Soil	0 1 FT		Inorganics	Cadmium	0.64	mg/kg	U	U	U	0.64	
WBG-269	WBG4224	10/24/2000	Grab	Surface Soil	0 1 FT		Inorganics	Cadmium	0.63	mg/kg	U	U	U	0.63	
WBG-270	WBG4225	11/1/2000	Grab	Surface Soil	0 1 FT		Inorganics	Cadmium	0.63	mg/kg	U	U	U	0.63	
WBG-275	WBG4230	10/24/2000	Grab	Surface Soil	0 1 FT		Inorganics	Cadmium	0.63	mg/kg	U	U	U	0.63	
WBG-286	WBG4241	10/31/2000	Grab	Surface Soil	0 1 FT		Inorganics	Cadmium	0.63	mg/kg	U	U	U	0.63	
WBG-293	WBG4248	10/31/2000	Grab	Surface Soil	0 1 FT		Inorganics	Cadmium	0.63	mg/kg	U	U	U	0.63	
WBGss-119	WB0708	4/22/1998	Grab Composite	Surface Soil	0 1 FT		Inorganics	Cadmium	0.63	mg/kg	U	U	U	0.63	
WBGss-147	WB0736	4/23/1998	Grab Composite	Surface Soil	0 1 FT		Inorganics	Cadmium	0.63	mg/kg	U	U	U	0.63	
WBG-237	WBG4128	10/22/2000	Grab	Surface Soil	0 1 FT		Inorganics	Cadmium	0.62	mg/kg	U	U	U	0.62	
WBG-283	WBG4238	10/31/2000	Grab	Surface Soil	0 1 FT		Inorganics	Cadmium	0.62	mg/kg	U	U	U	0.62	
WBG-285	WBG4240	10/31/2000	Grab	Surface Soil	0 1 FT		Inorganics	Cadmium	0.62	mg/kg	U	U	U	0.62	
WBG-233	WBG4116	10/20/2000	Grab	Surface Soil	0 1 FT		Inorganics	Cadmium	0.61	mg/kg	U	U	U	0.61	
WBG-272	WBG4227	11/1/2000	Grab	Surface Soil	0 1 FT		Inorganics	Cadmium	0.61	mg/kg	U	U	U	0.61	
WBG-289	WBG4244	10/31/2000	Grab	Surface Soil	0 1 FT		Inorganics	Cadmium	0.61	mg/kg	U	U	U	0.61	
WBGss-189	WB0914	5/6/1998	Grab	Surface Soil	0 1 FT		Inorganics	Cadmium	0.61	mg/kg	U	U	U	0.61	
WBGss-131	WB0720	4/21/1998	Grab Composite	Surface Soil	0 1 FT		Inorganics	Cadmium	0.61	mg/kg	U	U	U	0.61	
WBGss-134	WB0723	4/21/1998	Grab Composite	Surface Soil	0 1 FT		Inorganics	Cadmium	0.61	mg/kg	U	U	U	0.61	
WBG-262	WBG4213	11/1/2000	Grab	Surface Soil	0 1 FT		Inorganics	Cadmium	0.6	mg/kg	U	U	U	0.6	
WBG-281	WBG4236	10/24/2000	Grab	Surface Soil	0 1 FT		Inorganics	Cadmium	0.6	mg/kg	U	U	U	0.6	
WBGss-169	WB0884	4/26/1998	Grab	Surface Soil	0 1 FT		Inorganics	Cadmium	0.6	mg/kg	U	U	U	0.6	
WBGss-117	WB0706	4/22/1998	Grab Composite	Surface Soil	0 1 FT		Inorganics	Cadmium	0.6	mg/kg	U	U	U	0.6	
WBGss-172	WB0883	5/4/1998	Grab Composite	Surface Soil	0 1 FT		Inorganics	Cadmium	0.6	mg/kg	U	U	U	0.6	
WBGss-138	WB0727	4/22/1998	Grab Composite	Surface Soil	0 1 FT		Inorganics	Cadmium	0.59	mg/kg	U	U	U	0.59	

Station	Sample ID	Date Collected	Sample Type	Media	Depth	Sample Comment	Analysis	Chemical	Results	Units	Lab Qual	Data Qual	Qual	Detection Limit	Validation Code
WBGss-135	WB0724	4/21/1998	Grab Composite	Surface Soil	0 1 FT		Inorganics	Cadmium	0.58	mg/kg	U	U	U	0.58	
WBGss-113	WB0702	4/23/1998	Grab Composite	Surface Soil	0 1 FT		Inorganics	Cadmium	0.57	mg/kg	U	U	U	0.57	
WBGss-143	WB0732	4/22/1998	Grab Composite	Surface Soil	0 1 FT		Inorganics	Cadmium	0.57	mg/kg	U	U	U	0.57	
WBGss-153	WB0742	5/6/1998	Grab Composite	Surface Soil	0 1 FT		Inorganics	Cadmium	0.5	mg/kg	U	U	U	0.5	
WBGss-154	WB0743	5/6/1998	Grab Composite	Surface Soil	0 1 FT		Inorganics	Cadmium	0.5	mg/kg	U	U	U	0.5	
WBGss-009	WBGSS-009-0464-SO	8/5/1996	Grab Composite	Surface Soil	0 2 FT		Inorganics	Cadmium	0.47	mg/kg	BN	U	U	0.04	F01
WBGss-015	WBGSS-015-0470-SO	8/5/1996	Grab Composite	Surface Soil	0 2 FT		Inorganics	Cadmium	0.19	mg/kg	BN	U	U	0.05	F01
WBGss-051	WBGSS-051-0509-SO	8/8/1996	Grab Composite	Surface Soil	0 2 FT		Inorganics	Cadmium	0.18	mg/kg	B	U	U	0.04	
WBGss-024	WBGSS-024-0481-SO	8/5/1996	Grab Composite	Surface Soil	0 2 FT		Inorganics	Cadmium	0.12	mg/kg	BN	U	U	0.05	F01
WBGss-013	WBGSS-013-0468-SO	8/5/1996	Grab Composite	Surface Soil	0 2 FT		Inorganics	Cadmium	0.1	mg/kg	BN	U	U	0.05	F01
WBGss-021	WBGSS-021-0478-SO	8/5/1996	Grab Composite	Surface Soil	0 2 FT	Volatile samples collected at 1.5 ft bgs.	Inorganics	Cadmium	0.07	mg/kg	B	U	U	0.04	F01
WBGss-022	WBGSS-022-0479-SO	8/5/1996	Grab Composite	Surface Soil	0 2 FT		Inorganics	Cadmium	0.07	mg/kg	BN	U	U	0.05	F01
WBGss-002	WBGSS-002-0457-SO	7/31/1996	Grab Composite	Surface Soil	0 2 FT		Inorganics	Cadmium	0.05	mg/kg	U	U	U	0.05	
WBGss-010	WBGSS-010-0465-SO	8/5/1996	Grab Composite	Surface Soil	0 2 FT		Inorganics	Cadmium	0.05	mg/kg	UN	U	U	0.05	F01
WBGss-011	WBGSS-011-0466-SO	8/5/1996	Grab Composite	Surface Soil	0 2 FT		Inorganics	Cadmium	0.05	mg/kg	UN	U	U	0.05	F01
WBGss-012	WBGSS-012-0467-SO	8/5/1996	Grab Composite	Surface Soil	0 2 FT		Inorganics	Cadmium	0.05	mg/kg	UN	U	U	0.05	F01
WBGss-023	WBGSS-023-0480-SO	8/5/1996	Grab Composite	Surface Soil	0 2 FT		Inorganics	Cadmium	0.05	mg/kg	UN	U	U	0.05	F01
WBGss-068	WBGSS-068-0532-SO	8/9/1996	Grab Composite	Surface Soil	0 2 FT		Inorganics	Cadmium	0.05	mg/kg	U	U	U	0.05	
WBGss-001	WBGSS-001-0456-SO	7/31/1996	Grab Composite	Surface Soil	0 2 FT		Inorganics	Cadmium	0.04	mg/kg	U	U	U	0.04	
WBGss-003	WBGSS-003-0458-SO	7/31/1996	Grab Composite	Surface Soil	0 2 FT		Inorganics	Cadmium	0.04	mg/kg	U	U	U	0.04	
WBGss-014	WBGSS-014-0469-SO	8/8/1996	Grab Composite	Surface Soil	0 1.5 FT		Inorganics	Cadmium	0.04	mg/kg	U	U	U	0.04	
WBGss-066	WBGSS-066-0528-SO	8/9/1996	Grab Composite	Surface Soil	0 2 FT		Inorganics	Cadmium	0.04	mg/kg	U	U	U	0.04	
WBG-230	WBG4105	10/20/2000	Grab	Surface Soil	0 1 FT		Inorganics	Cadmium	0.64	mg/kg	U	UJ	UJ	0.64	I02
WBGss-100	WB0689	4/23/1998	Grab Composite	Surface Soil	0 1 FT		Inorganics	Cadmium	0.63	mg/kg	U	UJ	UJ	0.63	I02
WBGss-101	WB0690	4/23/1998	Grab Composite	Surface Soil	0 1 FT		Inorganics	Cadmium	0.63	mg/kg	U	UJ	UJ	0.63	I02
WBGss-103	WB0692	4/23/1998	Grab Composite	Surface Soil	0 1 FT		Inorganics	Cadmium	0.63	mg/kg	U	UJ	UJ	0.63	I02
WBGss-105	WB0694	4/23/1998	Grab Composite	Surface Soil	0 1 FT		Inorganics	Cadmium	0.63	mg/kg	U	UJ	UJ	0.63	I02
WBGss-108	WB0697	4/23/1998	Grab Composite	Surface Soil	0 1 FT		Inorganics	Cadmium	0.63	mg/kg	U	UJ	UJ	0.63	I02
WBG-239	WBG4136	10/21/2000	Grab	Surface Soil	0 1 FT		Inorganics	Cadmium	0.62	mg/kg	U	UJ	UJ	0.62	I02
WBGss-112	WB0701	4/23/1998	Grab Composite	Surface Soil	0 1 FT		Inorganics	Cadmium	0.62	mg/kg	U	UJ	UJ	0.62	I02
WBGss-104	WB0693	4/23/1998	Grab Composite	Surface Soil	0 1 FT		Inorganics	Cadmium	0.61	mg/kg	U	UJ	UJ	0.61	I02
WBG-241	WBG4142	10/21/2000	Grab	Surface Soil	0 1 FT		Inorganics	Cadmium	0.6	mg/kg	U	UJ	UJ	0.6	I02
WBGss-111	WB0700	4/23/1998	Grab Composite	Surface Soil	0 1 FT		Inorganics	Cadmium	0.6	mg/kg	U	UJ	UJ	0.6	I02
WBGss-102	WB0691	4/23/1998	Grab Composite	Surface Soil	0 1 FT		Inorganics	Cadmium	0.59	mg/kg	U	UJ	UJ	0.59	I02
WBGss-039	WBGSS-039-0496-SO	7/31/1996	Grab Composite	Surface Soil	0 2 FT	Logbook 40-2	Inorganics	Cadmium	0.04	mg/kg	UN*	UJ	UJ	0.04	I02,J04
WBGss-040	WBGSS-040-0497-SO	7/31/1996	Grab Composite	Surface Soil	0 2 FT		Inorganics	Cadmium	0.04	mg/kg	UN*	UJ	UJ	0.04	I02,J04
WBGss-154	WB0743	5/6/1998	Grab Composite	Surface Soil	0 1 FT		Inorganics	Calcium	247000	mg/kg		=	=	5020	
WBGss-153	WB0742	5/6/1998	Grab Composite	Surface Soil	0 1 FT		Inorganics	Calcium	228000	mg/kg		=	=	5010	
WBGss-031	WBGSS-031-0488-SO	8/7/1996	Grab Composite	Surface Soil	0 2 FT	West of pad #37	Inorganics	Calcium	88900	mg/kg		=	=	90.2	
WBG-260	WBG4207	10/23/2000	Grab	Surface Soil	0 1 FT		Inorganics	Calcium	75500	mg/kg		=	=	1150	
WBG-261	WBG4210	10/23/2000	Grab	Surface Soil	0 1 FT		Inorganics	Calcium	50100	mg/kg		=	=	623	
WBGss-135	WB0724	4/21/1998	Grab Composite	Surface Soil	0 1 FT		Inorganics	Calcium	46600	mg/kg		=	=	582	
WBGss-130	WB0719	4/22/1998	Grab Composite	Surface Soil	0 1 FT		Inorganics	Calcium	41000	mg/kg		=	=	615	
WBGss-149	WB0738	4/23/1998	Grab Composite	Surface Soil	0 1 FT		Inorganics	Calcium	28800	mg/kg		=	=	622	
WBGss-352	WB3021	8/9/2000	Grab	Soil	0 1 NA	Pad 58, Plot 234/235	Inorganics	Calcium	28600	mg/kg		=	=	571	
WBGss-353	WB3024	8/9/2000	Grab	Soil	0 1 NA	Pad 58, Plot 251	Inorganics	Calcium	28200	mg/kg		=	=	572	
WBGss-146	WB0735	4/23/1998	Grab Composite	Surface Soil	0 1 FT		Inorganics	Calcium	24200	mg/kg		=	=	562	
WBGss-141	WB0730	4/22/1998	Grab Composite	Surface Soil	0 1 FT		Inorganics	Calcium	17800	mg/kg		=	=	664	
WBG-232	WBG4111	10/22/2000	Grab	Surface Soil	0 1 FT		Inorganics	Calcium	17000	mg/kg		=	=	576	
WBGss-346	WB3022	8/9/2000	Grab	Soil	0 1 NA	Pad 58, Plot 156	Inorganics	Calcium	16300	mg/kg		=	=	571	
WBGss-347	WB3023	8/9/2000	Grab	Soil	0 1 NA	Pad 58, Plot 158	Inorganics	Calcium	14000	mg/kg		=	=	581	
WBGss-189	WB0914	5/6/1998	Grab	Surface Soil	0 1 FT		Inorganics	Calcium	13500	mg/kg		=	=	606	
WBGss-170	WB0881	5/4/1998	Grab Composite	Surface Soil	0 1 FT		Inorganics	Calcium	13500	mg/kg		=	=	690	
WBGss-150	WB0739	4/23/1998	Grab Composite	Surface Soil	0 1 FT		Inorganics	Calcium	13200	mg/kg		=	=	608	
WBG-259	WBG4204	10/23/2000	Grab	Surface Soil	0 1 FT		Inorganics	Calcium	13100	mg/kg		=	=	571	
WBGss-129	WB0718	4/22/1998	Grab Composite	Surface Soil	0 1 FT		Inorganics	Calcium	12600	mg/kg		=	=	645	
WBGss-168	WB0768	4/29/1998	Grab	Surface Soil	0 1 FT		Inorganics	Calcium	12100	mg/kg		=	=	619	
WBGss-143	WB0732	4/22/1998	Grab Composite	Surface Soil	0 1 FT		Inorganics	Calcium	11200	mg/kg		=	=	570	
WBGss-128	WB0717	4/22/1998	Grab Composite	Surface Soil	0 1 FT		Inorganics	Calcium	9600	mg/kg		=	=	594	
WBGss-359	WB3027	8/9/2000	Grab	Soil	0 1 NA	Pad 59, Plot 108	Inorganics	Calcium	9150	mg/kg		=	=	582	
WBGss-188	WB0913	5/6/1998	Grab	Surface Soil	0 1 FT		Inorganics	Calcium	7980	mg/kg		=	=	637	
WBGss-175	WB0887	5/4/1998	Grab Composite	Surface Soil	0 1 FT		Inorganics	Calcium	7530	mg/kg		=	=	678	
WBG-199	WBG4006	10/17/2000	Grab	Surface Soil	0 1 FT		Inorganics	Calcium	7410	mg/kg		=	=	647	
WBGss-187	WB0912	5/6/1998	Grab	Surface Soil	0 1 FT		Inorganics	Calcium	6320	mg/kg		=	=	636	
WBG-254	WBG4187	10/16/2000	Grab	Surface Soil	0 1 FT		Inorganics	Calcium	6100	mg/kg		=	=	595	
WBGss-123	WB0712	4/22/1998	Grab Composite	Surface Soil	0 1 FT		Inorganics	Calcium	5750	mg/kg		=	=	594	
WBGss-177	WB0889	5/4/1998	Grab Composite	Surface Soil	0 1 FT		Inorganics	Calcium	5670	mg/kg		=	=	611	
WBGss-142	WB0731	4/22/1998	Grab Composite	Surface Soil	0 1 FT		Inorganics	Calcium	5530	mg/kg		=	=	638	
WBGss-122	WB0711	4/22/1998	Grab Composite	Surface Soil	0 1 FT		Inorganics	Calcium	5400	mg/kg		=	=	639	
WBGss-131	WB0720	4/21/1998	Grab Composite	Surface Soil	0 1 FT		Inorganics	Calcium	4960	mg/kg		=	=	612	
WBGss-193	WB0932	5/7/1998	Grab	Surface Soil	0 1 FT		Inorganics	Calcium	4770	mg/kg		=	=	717	
WBG-258	WBG4201	11/1/2000	Grab	Surface Soil	0 1 FT		Inorganics	Calcium	4450	mg/kg		=	=	620	
WBGss-171	WB0882	5/4/1998	Grab Composite	Surface Soil	0 1 FT		Inorganics	Calcium	3870	mg/kg		=	=	612	
WBGss-174	WB0886	4/26/1998	Grab	Surface Soil	0 1 FT	ARCHIVED	Inorganics	Calcium	3730	mg/kg		=	=	633	
WBGss-120	WB0709	4/22/1998	Grab Composite	Surface Soil	0 1 FT		Inorganics	Calcium	3730	mg/kg		=	=	660	
WBGss-134	WB0723	4/21/1998	Grab Composite	Surface Soil	0 1 FT		Inorganics	Calcium	3440	mg/kg		=	=	609	
WBG-247	WBG4162	10/22/2000	Grab	Surface Soil	0 1 FT		Inorganics	Calcium	3350	mg/kg		=	=	629	
WBGss-362	WB3025	8/9/2000	Grab	Soil	0 1 NA	Pad 59, Plot 140	Inorganics	Calcium	3230	mg/kg		=	=	587	
WBGss-136	WB0725	4/22/1998	Grab Composite	Surface Soil	0 1 FT		Inorganics	Calcium	3170	mg/kg		=	=	664	
WBGss-194	WB0935	5/7/1998	Grab	Surface Soil	0 1 FT		Inorganics	Calcium	3070	mg/kg		=	=	633	
WBG-263	WBG4216	11/1/2000	Grab	Surface Soil	0 1 FT		Inorganics	Calcium	2950	mg/kg		=	=	626	
WBG-296	WBG4315	11/2/2000	Grab	Surface Soil	0 1 FT		Inorganics	Calcium	2920	mg/kg		=	=	617	
WBGss-118	WB0707	4/22/1998	Grab Composite	Surface Soil	0 1 FT		Inorganics	Calcium	2810	mg/kg		=	=	698	
WBG-200	WBG4009	10/17/2000	Grab	Surface Soil	0 1 FT		Inorganics	Calcium	2700	mg/kg		=	=	620	
WBG-246	WBG4159	10/23/2000	Grab	Surface Soil	0 1 FT		Inorganics	Calcium	2540	mg/kg		=	=	619	
WBG-203	WBG4018	10/22/2000	Grab	Surface Soil	0 1 FT		Inorganics	Calcium	2480	mg/kg		=	=	581	
WBGss-008	WBGSS-008-0463-SO	7/30/1996	Grab Composite	Surface Soil	0 2 FT	VOCs collected from 1.5- 2.0 ft depth.	Inorganics	Calcium	2330	mg/kg		=	=	18.7	
WBGss-148	WB0737	4/23/1998	Grab Composite	Surface Soil	0 1 FT		Inorganics	Calcium	2290	mg/kg		=	=	618	
WBGss-132	WB0721	4/21/1998	Grab Composite	Surface Soil	0 1 FT		Inorganics	Calcium	2260	mg/kg		=	=	698	
WBGss-371	WB3026	8/9/2000	Grab	Soil	0 1 NA	Pad 59, Plot 253	Inorganics	Calcium	2210	mg/kg		=	=	595	
WBGss-119	WB0708	4/22/1998	Grab Composite	Surface Soil	0 1 FT		Inorganics	Calcium	2200	mg/kg		=	=	625	
WBG-245	WBG4156	10/23/2000	Grab	Surface Soil	0 1 FT		Inorganics	Calcium	2130	mg/kg		=	=	620	
WBGss-051	WBGSS-051-0509-SO	8/8/1996	Grab Composite	Surface Soil	0 2 FT		Inorganics	Calcium	2100	mg/kg	*	=	=	18.8	

Station	Sample ID	Date Collected	Sample Type	Media	Depth		Sample Comment	Analysis	Chemical	Results	Units	Lab Qual	Data Qual	Qual	Detection Limit	Validation Code
WBG-251	WBG4176	10/23/2000	Grab	Surface Soil	0	1 FT		Inorganics	Calcium	1980	mg/kg		=	=	646	
WBGss-176	WB0888	4/26/1998	Grab	Surface Soil	0	1 FT	ARCHIVED	Inorganics	Calcium	1920	mg/kg		=	=	626	
WBGss-344	WB3020	8/9/2000	Grab	Soil	0	1 NA	Pad 58, Plot 104	Inorganics	Calcium	1830	mg/kg		=	=	578	
WBG-255	WBG4190	10/17/2000	Grab	Surface Soil	0	1 FT		Inorganics	Calcium	1760	mg/kg		=	=	596	
WBGss-113	WB0702	4/23/1998	Grab Composite	Surface Soil	0	1 FT		Inorganics	Calcium	1760	mg/kg		=	=	568	
WBGss-145	WB0734	4/23/1998	Grab Composite	Surface Soil	0	1 FT		Inorganics	Calcium	1750	mg/kg		=	=	663	
WBG-201	WBG4012	10/17/2000	Grab	Surface Soil	0	1 FT		Inorganics	Calcium	1720	mg/kg		=	=	609	
WBGss-140	WB0729	4/22/1998	Grab Composite	Surface Soil	0	1 FT		Inorganics	Calcium	1640	mg/kg		=	=	695	
WBG-253	WBG4184	10/17/2000	Grab	Surface Soil	0	1 FT		Inorganics	Calcium	1530	mg/kg		=	=	593	
WBGss-179	WB0891	5/4/1998	Grab Composite	Surface Soil	0	1 FT		Inorganics	Calcium	1530	mg/kg		=	=	650	
WBGss-178	WB0890	5/4/1998	Grab Composite	Surface Soil	0	1 FT		Inorganics	Calcium	1500	mg/kg		=	=	679	
WBG-250	WBG4173	10/23/2000	Grab	Surface Soil	0	1 FT		Inorganics	Calcium	1490	mg/kg		=	=	621	
WBGss-173	WB0885	4/26/1998	Grab	Surface Soil	0	1 FT	ARCHIVED	Inorganics	Calcium	1490	mg/kg		=	=	598	
WBGss-117	WB0706	4/22/1998	Grab Composite	Surface Soil	0	1 FT		Inorganics	Calcium	1290	mg/kg		=	=	600	
WBGss-133	WB0722	4/21/1998	Grab Composite	Surface Soil	0	1 FT		Inorganics	Calcium	1280	mg/kg		=	=	665	
WBGss-137	WB0726	4/22/1998	Grab Composite	Surface Soil	0	1 FT		Inorganics	Calcium	1230	mg/kg		=	=	675	
WBGss-169	WB0884	4/26/1998	Grab	Surface Soil	0	1 FT		Inorganics	Calcium	1120	mg/kg		=	=	602	
WBGss-341	WB3019	8/9/2000	Grab	Soil	0	1 NA	Pad 58, Plot 45	Inorganics	Calcium	1080	mg/kg		=	=	574	
WBGss-144	WB0733	4/23/1998	Grab Composite	Surface Soil	0	1 FT		Inorganics	Calcium	1080	mg/kg		=	=	678	
WBGss-172	WB0883	5/4/1998	Grab Composite	Surface Soil	0	1 FT		Inorganics	Calcium	1070	mg/kg		=	=	597	
WBGss-147	WB0736	4/23/1998	Grab Composite	Surface Soil	0	1 FT		Inorganics	Calcium	1060	mg/kg		=	=	631	
WBGss-138	WB0727	4/22/1998	Grab Composite	Surface Soil	0	1 FT		Inorganics	Calcium	1030	mg/kg		=	=	594	
WBGss-139	WB0728	4/22/1998	Grab Composite	Surface Soil	0	1 FT		Inorganics	Calcium	999	mg/kg		=	=	660	
WBG-278	WBG4233	10/24/2000	Grab	Surface Soil	0	1 FT		Inorganics	Calcium	932	mg/kg		=	=	651	
WBG-233	WBG4116	10/20/2000	Grab	Surface Soil	0	1 FT		Inorganics	Calcium	909	mg/kg		=	=	613	
WBG-256	WBG4193	10/17/2000	Grab	Surface Soil	0	1 FT		Inorganics	Calcium	854	mg/kg		=	=	610	
WBG-274	WBG4229	10/24/2000	Grab	Surface Soil	0	1 FT		Inorganics	Calcium	852	mg/kg		=	=	633	
WBG-277	WBG4232	10/24/2000	Grab	Surface Soil	0	1 FT		Inorganics	Calcium	839	mg/kg		=	=	628	
WBG-275	WBG4230	10/24/2000	Grab	Surface Soil	0	1 FT		Inorganics	Calcium	831	mg/kg		=	=	629	
WBGss-021	WBGSS-021-0478-SO	8/5/1996	Grab Composite	Surface Soil	0	2 FT	Volatile samples collected at 1.5 ft bgs.	Inorganics	Calcium	805	mg/kg		=	=	18.2	
WBG-281	WBG4236	10/24/2000	Grab	Surface Soil	0	1 FT		Inorganics	Calcium	738	mg/kg		=	=	600	
WBG-249	WBG4170	10/23/2000	Grab	Surface Soil	0	1 FT		Inorganics	Calcium	713	mg/kg		=	=	558	
WBG-267	WBG4222	10/24/2000	Grab	Surface Soil	0	1 FT		Inorganics	Calcium	664	mg/kg		=	=	619	
WBGss-106	WB0695	4/23/1998	Grab Composite	Surface Soil	0	1 FT		Inorganics	Calcium	111000	mg/kg		J	J	607	E07
WBGss-110	WB0699	4/23/1998	Grab Composite	Surface Soil	0	1 FT		Inorganics	Calcium	56400	mg/kg		J	J	631	E07
WBG-234	WBG4119	10/19/2000	Grab	Surface Soil	0	1 FT		Inorganics	Calcium	54500	mg/kg		J	J	585	F10
WBGss-313	WB1006	8/8/2000	Grab	Soil	0	1 NA	Pad 37, Plot 236	Inorganics	Calcium	47500	mg/kg		J	J	617	I02
WBGss-325	WB1004	8/8/2000	Grab	Soil	0	1 NA	Pad 38, Plot 135	Inorganics	Calcium	40700	mg/kg		J	J	565	I02
WBG-223	WBG4082	10/20/2000	Grab	Surface Soil	0	1 FT		Inorganics	Calcium	39000	mg/kg		J	J	586	F10,E07
WBG-235	WBG4122	10/19/2000	Grab	Surface Soil	0	1 FT		Inorganics	Calcium	34200	mg/kg		J	J	608	F10
WBG-262	WBG4213	11/1/2000	Grab	Surface Soil	0	1 FT		Inorganics	Calcium	32500	mg/kg		J	J	603	I02
WBGss-107	WB0696	4/23/1998	Grab Composite	Surface Soil	0	1 FT		Inorganics	Calcium	31700	mg/kg		J	J	595	E07
WBGss-111	WB0700	4/23/1998	Grab Composite	Surface Soil	0	1 FT		Inorganics	Calcium	29100	mg/kg		J	J	596	E07
WBGss-115	WB0704	4/23/1998	Grab Composite	Surface Soil	0	1 FT		Inorganics	Calcium	17500	mg/kg		J	J	609	E07
WBGss-100	WB0689	4/23/1998	Grab Composite	Surface Soil	0	1 FT		Inorganics	Calcium	12900	mg/kg		J	J	627	E07
WBGss-314	WB1007	8/8/2000	Grab	Soil	0	1 NA	Pad 37, Plot 265	Inorganics	Calcium	11700	mg/kg		J	J	569	I02
WBG-227	WBG4094	10/22/2000	Grab	Surface Soil	0	1 FT		Inorganics	Calcium	11000	mg/kg		J	J	632	F10,E07
WBGss-112	WB0701	4/23/1998	Grab Composite	Surface Soil	0	1 FT		Inorganics	Calcium	10900	mg/kg		J	J	622	E07
WBGss-334	WB1005	8/8/2000	Grab	Soil	0	1 NA	Pad 38, Plot 295	Inorganics	Calcium	10100	mg/kg		J	J	597	I02
WBGss-389	WB2016	8/8/2000	Grab	Soil	0	1 NA	Pad 66, Plot 242	Inorganics	Calcium	9510	mg/kg		J	J	568	I02
WBG-207	WBG4032	10/18/2000	Grab	Surface Soil	0	1 FT		Inorganics	Calcium	9190	mg/kg		J	J	638	F10
WBGss-326	WB1001	8/8/2000	Grab	Soil	0	1 NA	Pad 38, Plot 154	Inorganics	Calcium	9180	mg/kg		J	J	576	I02
WBGss-101	WB0690	4/23/1998	Grab Composite	Surface Soil	0	1 FT		Inorganics	Calcium	8990	mg/kg		J	J	633	E07
WBGss-116	WB0705	4/23/1998	Grab Composite	Surface Soil	0	1 FT		Inorganics	Calcium	8820	mg/kg		J	J	708	E07
WBGss-390	WB2018	8/8/2000	Grab	Soil	0	1 NA	Pad 66, Plot 243	Inorganics	Calcium	8560	mg/kg		J	J	594	I02
WBG-240	WBG4139	10/21/2000	Grab	Surface Soil	0	1 FT		Inorganics	Calcium	7980	mg/kg		J	J	614	F10,E07
WBGss-322	WB1003	8/8/2000	Grab	Soil	0	1 NA	Pad 38, Plot 30	Inorganics	Calcium	7800	mg/kg		J	J	584	I02
WBG-226	WBG4091	10/20/2000	Grab	Surface Soil	0	1 FT		Inorganics	Calcium	5830	mg/kg		J	J	601	F10,E07
WBGss-299	WB1009	8/8/2000	Grab	Soil	0	1 NA	Pad 37, Plot 11	Inorganics	Calcium	4910	mg/kg		J	J	584	I02
WBGss-388	WB2017	8/8/2000	Grab	Soil	0	1 NA	Pad 66, Plot 226	Inorganics	Calcium	4710	mg/kg		J	J	596	I02
WBGss-103	WB0692	4/23/1998	Grab Composite	Surface Soil	0	1 FT		Inorganics	Calcium	4660	mg/kg		J	J	628	E07
WBG-231	WBG4108	10/21/2000	Grab	Surface Soil	0	1 FT		Inorganics	Calcium	3810	mg/kg		J	J	657	F10,E07
WBGss-324	WB1002	8/8/2000	Grab	Soil	0	1 NA	Pad 38, Plot 126	Inorganics	Calcium	3790	mg/kg		J	J	582	I02
WBGss-072	WBGSS-072-0536-SO	8/9/1996	Grab Composite	Surface Soil	0	2 FT		Inorganics	Calcium	3600	mg/kg	N*	J	J	18.6	
WBG-242	WBG4145	10/22/2000	Grab	Surface Soil	0	1 FT		Inorganics	Calcium	3470	mg/kg		J	J	624	F10
WBGss-109	WB0698	4/23/1998	Grab Composite	Surface Soil	0	1 FT		Inorganics	Calcium	3310	mg/kg		J	J	665	E07
WBGss-105	WB0694	4/23/1998	Grab Composite	Surface Soil	0	1 FT		Inorganics	Calcium	3250	mg/kg		J	J	634	E07
WBGss-114	WB0703	4/23/1998	Grab Composite	Surface Soil	0	1 FT		Inorganics	Calcium	3220	mg/kg		J	J	605	E07
WBGss-308	WB1008	8/8/2000	Grab	Soil	0	1 NA	Pad 37, Plot 130	Inorganics	Calcium	2710	mg/kg		J	J	592	I02
WBG-205	WBG4026	10/18/2000	Grab	Surface Soil	0	1 FT		Inorganics	Calcium	2510	mg/kg		J	J	615	F10
WBG-209	WBG4038	10/18/2000	Grab	Surface Soil	0	1 FT		Inorganics	Calcium	2500	mg/kg		J	J	671	F10
WBG-215	WBG4058	10/18/2000	Grab	Surface Soil	0	1 FT		Inorganics	Calcium	2450	mg/kg		J	J	655	F10
WBG-282	WBG4237	10/31/2000	Grab	Surface Soil	0	1 FT		Inorganics	Calcium	2390	mg/kg		J	J	623	I02
WBG-213	WBG4052	10/18/2000	Grab	Surface Soil	0	1 FT		Inorganics	Calcium	2370	mg/kg		J	J	628	F10
WBG-257	WBG4196	10/30/2000	Grab	Surface Soil	0	1 FT		Inorganics	Calcium	2230	mg/kg		J	J	580	I02
WBG-208	WBG4035	10/18/2000	Grab	Surface Soil	0	1 FT		Inorganics	Calcium	2100	mg/kg		J	J	616	F10
WBG-224	WBG4085	10/20/2000	Grab	Surface Soil	0	1 FT		Inorganics	Calcium	2060	mg/kg		J	J	647	F10,E07
WBG-283	WBG4238	10/31/2000	Grab	Surface Soil	0	1 FT		Inorganics	Calcium	1900	mg/kg		J	J	624	I02
WBG-243	WBG4150	10/21/2000	Grab	Surface Soil	0	1 FT		Inorganics	Calcium	1870	mg/kg		J	J	600	F10,E07
WBG-212	WBG4049	10/18/2000	Grab	Surface Soil	0	1 FT		Inorganics	Calcium	1780	mg/kg		J	J	605	F10
WBG-288	WBG4243	10/31/2000	Grab	Surface Soil	0	1 FT		Inorganics	Calcium	1700	mg/kg		J	J	656	I02
WBGss-066	WBGSS-066-0528-SO	8/9/1996	Grab Composite	Surface Soil	0	2 FT		Inorganics	Calcium	1310	mg/kg	N*	J	J	18.8	
WBGss-104	WB0693	4/23/1998	Grab Composite	Surface Soil	0	1 FT		Inorganics	Calcium	1260	mg/kg		J	J	607	E07
WBGss-076	WBGSS-076-0541-SO	8/9/1996	Grab Composite	Surface Soil	0	2 FT		Inorganics	Calcium	1200	mg/kg	N*	J	J	18.1	
WBGss-108	WB0697	4/23/1998	Grab Composite	Surface Soil	0	1 FT		Inorganics	Calcium	1090	mg/kg		J	J	629	E07
WBG-238	WBG4133	10/21/2000	Grab	Surface Soil	0	1 FT		Inorganics	Calcium	1080	mg/kg		J	J	652	F10,E07
WBG-206	WBG4029	10/18/2000	Grab	Surface Soil	0	1 FT		Inorganics	Calcium	1060	mg/kg		J	J	590	F10
WBG-237	WBG4128	10/22/2000	Grab	Surface Soil	0	1 FT		Inorganics	Calcium	1060	mg/kg		J	J	621	F10
WBG-230	WBG4105	10/20/2000	Grab	Surface Soil	0	1 FT		Inorganics	Calcium	1050	mg/kg		J	J	642	F10,E07
WBGss-102	WB0691	4/23/1998	Grab Composite	Surface Soil	0	1 FT		Inorganics	Calcium	992	mg/kg		J	J	586	E07
WBG-214	WBG4055	10/18/2000	Grab	Surface Soil	0	1 FT		Inorganics	Calcium	988	mg/kg		J	J	662	F10
WBG-268	WBG4223	11/1/2000	Grab	Surface Soil	0	1 FT		Inorganics	Calcium	873	mg/kg		J	J	679	I02
WBG-210	WBG4041	10/30/2000	Grab	Surface Soil	0	1 FT		Inorganics	Calcium	866	mg/kg		J	J	587	I02

Station	Sample ID	Date Collected	Sample Type	Media	Depth	Sample Comment	Analysis	Chemical	Results	Units	Lab Qual	Data Qual	Qual	Detection Limit	Validation Code
WBG-273	WBG4228	11/1/2000	Grab	Surface Soil	0 1 FT		Inorganics	Calcium	777	mg/kg		J	J	677	I02
WBG-279	WBG4234	10/31/2000	Grab	Surface Soil	0 1 FT		Inorganics	Calcium	638	mg/kg		J	J	634	I02
WBG-225	WBG4088	10/20/2000	Grab	Surface Soil	0 1 FT		Inorganics	Calcium	637	mg/kg	B L	J	J	660	F10,E07
WBG-284	WBG4239	10/31/2000	Grab	Surface Soil	0 1 FT		Inorganics	Calcium	630	mg/kg	B	J	J	654	I02
WBG-272	WBG4227	11/1/2000	Grab	Surface Soil	0 1 FT		Inorganics	Calcium	544	mg/kg	B	J	J	611	I02
WBG-204	WBG4023	10/18/2000	Grab	Surface Soil	0 1 FT		Inorganics	Calcium	530	mg/kg	B	J	J	611	F10
WBG-276	WBG4231	10/24/2000	Grab	Surface Soil	0 1 FT		Inorganics	Calcium	530	mg/kg	B	J	J	608	I01
WBG-271	WBG4226	11/1/2000	Grab	Surface Soil	0 1 FT		Inorganics	Calcium	517	mg/kg	B	J	J	658	I02
WBG-297	WBG4316	11/2/2000	Grab	Surface Soil	0 1 FT		Inorganics	Calcium	506	mg/kg	B	J	J	617	
WBG-293	WBG4248	10/31/2000	Grab	Surface Soil	0 1 FT		Inorganics	Calcium	503	mg/kg	B	J	J	632	I02
WBG-290	WBG4245	10/31/2000	Grab	Surface Soil	0 1 FT		Inorganics	Calcium	469	mg/kg	B	J	J	635	I02
WBG-292	WBG4247	10/31/2000	Grab	Surface Soil	0 1 FT		Inorganics	Calcium	419	mg/kg	B	J	J	666	I02
WBG-270	WBG4225	11/1/2000	Grab	Surface Soil	0 1 FT		Inorganics	Calcium	408	mg/kg	B	J	J	633	I02
WBG-265	WBG4220	10/30/2000	Grab	Surface Soil	0 1 FT		Inorganics	Calcium	387	mg/kg	B	J	J	612	I02
WBG-266	WBG4221	10/30/2000	Grab	Surface Soil	0 1 FT		Inorganics	Calcium	370	mg/kg	B	J	J	640	I02
WBG-269	WBG4224	10/24/2000	Grab	Surface Soil	0 1 FT		Inorganics	Calcium	326	mg/kg	B	J	J	634	
WBG-287	WBG4242	10/31/2000	Grab	Surface Soil	0 1 FT		Inorganics	Calcium	211	mg/kg	B	J	J	650	I02
WBG-285	WBG4240	10/31/2000	Grab	Surface Soil	0 1 FT		Inorganics	Calcium	189	mg/kg	B	J	J	621	I02
WBG-286	WBG4241	10/31/2000	Grab	Surface Soil	0 1 FT		Inorganics	Calcium	144	mg/kg	B	J	J	626	I02
WBG-289	WBG4244	10/31/2000	Grab	Surface Soil	0 1 FT		Inorganics	Calcium	126	mg/kg	B	J	J	614	I02
WBG-229	WBG4102	10/21/2000	Grab	Surface Soil	0 1 FT		Inorganics	Calcium	637	mg/kg	B	UJ	UJ	637	F01,F06,F10
WBG-241	WBG4142	10/21/2000	Grab	Surface Soil	0 1 FT		Inorganics	Calcium	596	mg/kg	B	UJ	UJ	596	F01,F06,F10
WBG-239	WBG4136	10/21/2000	Grab	Surface Soil	0 1 FT		Inorganics	Calcium	395	mg/kg	B	UJ	UJ	616	F01,F06,F10
WBG-264	WBG4219	10/30/2000	Grab	Surface Soil	0 1 FT		Inorganics	Calcium	226	mg/kg	B	UJ	UJ	641	F01,F06,I02
WBG-280	WBG4235	10/30/2000	Grab	Surface Soil	0 1 FT		Inorganics	Calcium	172	mg/kg	B	UJ	UJ	628	F01,F06,I02
WBG-291	WBG4246	10/31/2000	Grab	Surface Soil	0 1 FT		Inorganics	Calcium	157	mg/kg	B	UJ	UJ	582	F01,F06,I02
WBGss-055	WBGSS-055-0515-SO	8/8/1996	Grab Composite	Surface Soil	0 2 FT		Inorganics	Chromium	118	mg/kg		=	=	0.09	
WBGss-120	WB0709	4/22/1998	Grab Composite	Surface Soil	0 1 FT		Inorganics	Chromium	49.4	mg/kg		=	=	1.3	
WBG-199	WBG4006	10/17/2000	Grab	Surface Soil	0 1 FT		Inorganics	Chromium	47.7	mg/kg		=	=	1.3	
WBGss-122	WB0711	4/22/1998	Grab Composite	Surface Soil	0 1 FT		Inorganics	Chromium	47.1	mg/kg		=	=	1.3	
WBGss-170	WB0881	5/4/1998	Grab Composite	Surface Soil	0 1 FT		Inorganics	Chromium	46.4	mg/kg		=	=	1.4	
WBGss-359	WB3027	8/9/2000	Grab	Soil	0 1 NA	Pad 59, Plot 108	Inorganics	Chromium	41.6	mg/kg		=	=	1.2	
WBGss-141	WB0730	4/22/1998	Grab Composite	Surface Soil	0 1 FT		Inorganics	Chromium	38	mg/kg		=	=	1.3	
WBGss-032	WBGSS-032-0489-SO	8/7/1996	Grab Composite	Surface Soil	0 0.5 FT	North of Pad #37.	Inorganics	Chromium	37.6	mg/kg	*	=	=	0.09	
WBGss-174	WB0886	4/26/1998	Grab	Surface Soil	0 1 FT	ARCHIVED	Inorganics	Chromium	36.4	mg/kg		=	=	1.3	
WBGss-362	WB3025	8/9/2000	Grab	Soil	0 1 NA	Pad 59, Plot 140	Inorganics	Chromium	33.4	mg/kg		=	=	1.2	
WBGss-054	WBGSS-054-0514-SO	8/8/1996	Grab Composite	Surface Soil	0 0.5 FT		Inorganics	Chromium	29.3	mg/kg		=	=	0.09	
WBG-200	WBG4009	10/17/2000	Grab	Surface Soil	0 1 FT		Inorganics	Chromium	28.3	mg/kg		=	=	1.2	
WBGss-118	WB0707	4/22/1998	Grab Composite	Surface Soil	0 1 FT		Inorganics	Chromium	28.1	mg/kg		=	=	1.4	
WBGss-153	WB0742	5/6/1998	Grab Composite	Surface Soil	0 1 FT		Inorganics	Chromium	27.3	mg/kg		=	=	1	
WBGss-168	WB0768	4/29/1998	Grab	Surface Soil	0 1 FT		Inorganics	Chromium	26.6	mg/kg		=	=	1.2	
WBGss-147	WB0736	4/23/1998	Grab Composite	Surface Soil	0 1 FT		Inorganics	Chromium	25	mg/kg		=	=	1.3	
WBGss-175	WB0887	5/4/1998	Grab Composite	Surface Soil	0 1 FT		Inorganics	Chromium	24.9	mg/kg		=	=	1.4	
WBGss-128	WB0717	4/22/1998	Grab Composite	Surface Soil	0 1 FT		Inorganics	Chromium	24.8	mg/kg		=	=	1.2	
WBG-247	WBG4162	10/22/2000	Grab	Surface Soil	0 1 FT		Inorganics	Chromium	24	mg/kg		=	=	1.3	
WBGss-171	WB0882	5/4/1998	Grab Composite	Surface Soil	0 1 FT		Inorganics	Chromium	23.7	mg/kg		=	=	1.2	
WBGss-145	WB0734	4/23/1998	Grab Composite	Surface Soil	0 1 FT		Inorganics	Chromium	23.1	mg/kg		=	=	1.3	
WBGss-067	WBGSS-067-0529-SO	8/9/1996	Grab Composite	Surface Soil	0 2 FT		Inorganics	Chromium	23	mg/kg		=	=	0.09	
WBGss-073	WBGSS-073-0537-SO	8/9/1996	Grab Composite	Surface Soil	0 2 FT		Inorganics	Chromium	23	mg/kg		=	=	0.09	
WBGss-146	WB0735	4/23/1998	Grab Composite	Surface Soil	0 1 FT		Inorganics	Chromium	22.7	mg/kg		=	=	1.1	
WBGss-347	WB3023	8/9/2000	Grab	Soil	0 1 NA	Pad 58, Plot 158	Inorganics	Chromium	22.1	mg/kg		=	=	1.2	
WBGss-129	WB0718	4/22/1998	Grab Composite	Surface Soil	0 1 FT		Inorganics	Chromium	21.8	mg/kg		=	=	1.3	
WBG-262	WBG4213	11/1/2000	Grab	Surface Soil	0 1 FT		Inorganics	Chromium	21.5	mg/kg		=	=	1.2	
WBGss-177	WB0889	5/4/1998	Grab Composite	Surface Soil	0 1 FT		Inorganics	Chromium	21.1	mg/kg		=	=	1.2	
WBGss-188	WB0913	5/6/1998	Grab	Surface Soil	0 1 FT		Inorganics	Chromium	20.4	mg/kg		=	=	1.3	
WBGss-308	WB1008	8/8/2000	Grab	Soil	0 1 NA	Pad 37, Plot 130	Inorganics	Chromium	20.2	mg/kg		=	=	1.2	
WBGss-140	WB0729	4/22/1998	Grab Composite	Surface Soil	0 1 FT		Inorganics	Chromium	20.2	mg/kg		=	=	1.4	
WBGss-194	WB0935	5/7/1998	Grab	Surface Soil	0 1 FT		Inorganics	Chromium	20	mg/kg		=	=	1.3	
WBGss-314	WB1007	8/8/2000	Grab	Soil	0 1 NA	Pad 37, Plot 265	Inorganics	Chromium	20	mg/kg		=	=	1.1	
WBG-268	WBG4223	11/1/2000	Grab	Surface Soil	0 1 FT		Inorganics	Chromium	19.9	mg/kg		=	=	1.4	
WBGss-299	WB1009	8/8/2000	Grab	Soil	0 1 NA	Pad 37, Plot 11	Inorganics	Chromium	19.7	mg/kg		=	=	1.2	
WBGss-136	WB0725	4/22/1998	Grab Composite	Surface Soil	0 1 FT		Inorganics	Chromium	19.7	mg/kg		=	=	1.3	
WBGss-388	WB2017	8/8/2000	Grab	Soil	0 1 NA	Pad 66, Plot 226	Inorganics	Chromium	19.5	mg/kg		=	=	1.2	
WBG-283	WBG4238	10/31/2000	Grab	Surface Soil	0 1 FT		Inorganics	Chromium	19.4	mg/kg		=	=	1.2	
WBG-242	WBG4145	10/22/2000	Grab	Surface Soil	0 1 FT		Inorganics	Chromium	19.3	mg/kg		=	=	1.2	
WBGss-389	WB2016	8/8/2000	Grab	Soil	0 1 NA	Pad 66, Plot 242	Inorganics	Chromium	19.3	mg/kg		=	=	1.1	
WBGss-131	WB0720	4/21/1998	Grab Composite	Surface Soil	0 1 FT		Inorganics	Chromium	19.3	mg/kg		=	=	1.2	
WBGss-187	WB0912	5/6/1998	Grab	Surface Soil	0 1 FT		Inorganics	Chromium	19.2	mg/kg		=	=	1.3	
WBG-203	WBG4018	10/22/2000	Grab	Surface Soil	0 1 FT		Inorganics	Chromium	19	mg/kg		=	=	1.2	
WBGss-132	WB0721	4/21/1998	Grab Composite	Surface Soil	0 1 FT		Inorganics	Chromium	18.9	mg/kg		=	=	1.4	
WBGss-134	WB0723	4/21/1998	Grab Composite	Surface Soil	0 1 FT		Inorganics	Chromium	18.9	mg/kg		=	=	1.2	
WBGss-144	WB0733	4/23/1998	Grab Composite	Surface Soil	0 1 FT		Inorganics	Chromium	18.9	mg/kg		=	=	1.4	
WBG-258	WBG4201	11/1/2000	Grab	Surface Soil	0 1 FT		Inorganics	Chromium	18.8	mg/kg		=	=	1.2	
WBGss-189	WB0914	5/6/1998	Grab	Surface Soil	0 1 FT		Inorganics	Chromium	18.6	mg/kg		=	=	1.2	
WBGss-172	WB0883	5/4/1998	Grab Composite	Surface Soil	0 1 FT		Inorganics	Chromium	18.6	mg/kg		=	=	1.2	
WBG-296	WBG4315	11/2/2000	Grab	Surface Soil	0 1 FT		Inorganics	Chromium	18.5	mg/kg		=	=	1.2	
WBGss-193	WB0932	5/7/1998	Grab	Surface Soil	0 1 FT		Inorganics	Chromium	18.5	mg/kg		=	=	1.4	
WBGss-371	WB3026	8/9/2000	Grab	Soil	0 1 NA	Pad 59, Plot 253	Inorganics	Chromium	18.5	mg/kg		=	=	1.2	
WBGss-022	WBGSS-022-0479-SO	8/5/1996	Grab Composite	Surface Soil	0 2 FT		Inorganics	Chromium	18.4	mg/kg		=	=	0.1	
WBGss-179	WB0891	5/4/1998	Grab Composite	Surface Soil	0 1 FT		Inorganics	Chromium	18.2	mg/kg		=	=	1.3	
WBG-282	WBG4237	10/31/2000	Grab	Surface Soil	0 1 FT		Inorganics	Chromium	17.9	mg/kg		=	=	1.2	
WBGss-142	WB0731	4/22/1998	Grab Composite	Surface Soil	0 1 FT		Inorganics	Chromium	17.9	mg/kg		=	=	1.3	
WBGss-352	WB3021	8/9/2000	Grab	Soil	0 1 NA	Pad 58, Plot 234/235	Inorganics	Chromium	17.8	mg/kg		=	=	1.1	
WBGss-030	WBGSS-030-0487-SO	8/7/1996	Grab Composite	Surface Soil	0 1.5 FT	South of Burn area, Pad #37.	Inorganics	Chromium	17.8	mg/kg	*	=	=	0.09	
WBGss-178	WB0890	5/4/1998	Grab Composite	Surface Soil	0 1 FT		Inorganics	Chromium	17.8	mg/kg		=	=	1.4	
WBGss-346	WB3022	8/9/2000	Grab	Soil	0 1 NA	Pad 58, Plot 156	Inorganics	Chromium	17.7	mg/kg		=	=	1.1	
WBG-285	WBG4240	10/31/2000	Grab	Surface Soil	0 1 FT		Inorganics	Chromium	17.4	mg/kg		=	=	1.2	
WBGss-169	WB0884	4/26/1998	Grab	Surface Soil	0 1 FT		Inorganics	Chromium	17.4	mg/kg		=	=	1.2	
WBGss-334	WB1005	8/8/2000	Grab	Soil	0 1 NA	Pad 38, Plot 295	Inorganics	Chromium	17.3	mg/kg		=	=	1.2	
WBGss-053	WBGSS-053-0513-SO	8/13/1996	Grab Composite	Surface Soil	0 2 FT	Relocated to PAD-43 (PAD-57 couldn't be located.)	Inorganics	Chromium	17.2	mg/kg	*	=	=	0.09	
WBGss-326	WB1001	8/8/2000	Grab	Soil	0 1 NA	Pad 38, Plot 154	Inorganics	Chromium	17.1	mg/kg		=	=	1.2	
WBGss-150	WB0739	4/23/1998	Grab Composite	Surface Soil	0 1 FT		Inorganics	Chromium	17.1	mg/kg		=	=	1.2	
WBG-233	WBG4116	10/20/2000	Grab	Surface Soil	0 1 FT		Inorganics	Chromium	16.8	mg/kg		=	=	1.2	

Station	Sample ID	Date Collected	Sample Type	Media	Depth			Sample Comment	Analysis	Chemical	Results	Units	Lab Qual	Data Qual	Qual	Detection Limit	Validation Code
WBGss-324	WB1002	8/8/2000	Grab	Soil	0	1	NA	Pad 38, Plot 126	Inorganics	Chromium	16.8	mg/kg		=	=	1.2	
WBGss-061	WBGSS-061-0523-SO	8/8/1996	Grab Composite	Surface Soil	0	2	FT		Inorganics	Chromium	16.8	mg/kg		=	=	0.09	
WBG-276	WBG4231	10/24/2000	Grab	Surface Soil	0	1	FT		Inorganics	Chromium	16.6	mg/kg		=	=	1.2	
WBGss-039	WBGSS-039-0496-SO	7/31/1996	Grab Composite	Surface Soil	0	2	FT	Logbook 40-2	Inorganics	Chromium	16.6	mg/kg		=	=	0.08	
WBGss-046	WBGSS-046-0504-SO	8/7/1996	Grab Composite	Surface Soil	0	2	FT		Inorganics	Chromium	16.6	mg/kg		=	=	0.09	
WBGss-069	WBGSS-069-0533-SO	8/9/1996	Grab Composite	Surface Soil	0	2	FT		Inorganics	Chromium	16.5	mg/kg		=	=	0.1	
WBGss-390	WB2018	8/8/2000	Grab	Soil	0	1	NA	Pad 66, Plot 243	Inorganics	Chromium	16.2	mg/kg		=	=	1.2	
WBGss-012	WBGSS-012-0467-SO	8/5/1996	Grab Composite	Surface Soil	0	2	FT		Inorganics	Chromium	16.1	mg/kg		=	=	0.09	
WBG-237	WBG4128	10/22/2000	Grab	Surface Soil	0	1	FT		Inorganics	Chromium	16	mg/kg		=	=	1.2	
WBGss-313	WB1006	8/8/2000	Grab	Soil	0	1	NA	Pad 37, Plot 236	Inorganics	Chromium	16	mg/kg		=	=	1.2	
WBGss-344	WB3020	8/9/2000	Grab	Soil	0	1	NA	Pad 58, Plot 104	Inorganics	Chromium	16	mg/kg		=	=	1.2	
WBGss-322	WB1003	8/8/2000	Grab	Soil	0	1	NA	Pad 38, Plot 30	Inorganics	Chromium	15.9	mg/kg		=	=	1.2	
WBGss-047	WBGSS-047-0505-SO	8/7/1996	Grab Composite	Surface Soil	0	2	FT		Inorganics	Chromium	15.9	mg/kg		=	=	0.09	
WBGss-049	WBGSS-049-0507-SO	8/7/1996	Grab Composite	Surface Soil	0	2	FT		Inorganics	Chromium	15.9	mg/kg		=	=	0.1	
WBGss-148	WB0737	4/23/1998	Grab Composite	Surface Soil	0	1	FT		Inorganics	Chromium	15.8	mg/kg		=	=	1.2	
WBGss-135	WB0724	4/21/1998	Grab Composite	Surface Soil	0	1	FT		Inorganics	Chromium	15.7	mg/kg		=	=	1.2	
WBGss-173	WB0885	4/26/1998	Grab	Surface Soil	0	1	FT	ARCHIVED	Inorganics	Chromium	15.6	mg/kg		=	=	1.2	
WBGss-353	WB3024	8/9/2000	Grab	Soil	0	1	NA	Pad 58, Plot 251	Inorganics	Chromium	15.6	mg/kg		=	=	1.1	
WBG-287	WBG4242	10/31/2000	Grab	Surface Soil	0	1	FT		Inorganics	Chromium	15.5	mg/kg		=	=	1.3	
WBG-201	WBG4012	10/17/2000	Grab	Surface Soil	0	1	FT		Inorganics	Chromium	15.4	mg/kg		=	=	1.2	
WBGss-040	WBGSS-040-0497-SO	7/31/1996	Grab Composite	Surface Soil	0	2	FT		Inorganics	Chromium	15.4	mg/kg		=	=	0.08	
WBGss-045	WBGSS-045-0503-SO	8/7/1996	Grab Composite	Surface Soil	0	1	FT	Refusal due to large cobble at 1.0 ft.	Inorganics	Chromium	15.4	mg/kg	*	=	=	0.09	
WBGss-062	WBGSS-062-0524-SO	8/8/1996	Grab Composite	Surface Soil	0	2	FT		Inorganics	Chromium	15.4	mg/kg		=	=	0.09	
WBGss-137	WB0726	4/22/1998	Grab Composite	Surface Soil	0	1	FT		Inorganics	Chromium	15.4	mg/kg		=	=	1.4	
WBG-254	WBG4187	10/16/2000	Grab	Surface Soil	0	1	FT		Inorganics	Chromium	15.3	mg/kg		=	=	1.2	
WBGss-028	WBGSS-028-0485-SO	8/7/1996	Grab Composite	Surface Soil	0	2	FT		Inorganics	Chromium	15.2	mg/kg	*	=	=	0.09	
WBGss-119	WB0708	4/22/1998	Grab Composite	Surface Soil	0	1	FT		Inorganics	Chromium	15.2	mg/kg		=	=	1.3	
WBGss-143	WB0732	4/22/1998	Grab Composite	Surface Soil	0	1	FT		Inorganics	Chromium	15	mg/kg		=	=	1.1	
WBG-273	WBG4228	11/1/2000	Grab	Surface Soil	0	1	FT		Inorganics	Chromium	14.9	mg/kg		=	=	1.4	
WBGss-068	WBGSS-068-0532-SO	8/9/1996	Grab Composite	Surface Soil	0	2	FT		Inorganics	Chromium	14.9	mg/kg		=	=	0.1	
WBGss-130	WB0719	4/22/1998	Grab Composite	Surface Soil	0	1	FT		Inorganics	Chromium	14.9	mg/kg		=	=	1.2	
WBG-263	WBG4216	11/1/2000	Grab	Surface Soil	0	1	FT		Inorganics	Chromium	14.8	mg/kg		=	=	1.3	
WBGss-015	WBGSS-015-0470-SO	8/5/1996	Grab Composite	Surface Soil	0	2	FT		Inorganics	Chromium	14.8	mg/kg		=	=	0.09	
WBG-297	WBG4316	11/2/2000	Grab	Surface Soil	0	1	FT		Inorganics	Chromium	14.7	mg/kg		=	=	1.2	
WBGss-024	WBGSS-024-0481-SO	8/5/1996	Grab Composite	Surface Soil	0	2	FT		Inorganics	Chromium	14.7	mg/kg		=	=	0.1	
WBGss-139	WB0728	4/22/1998	Grab Composite	Surface Soil	0	1	FT		Inorganics	Chromium	14.6	mg/kg		=	=	1.3	
WBGss-133	WB0722	4/21/1998	Grab Composite	Surface Soil	0	1	FT		Inorganics	Chromium	14.5	mg/kg		=	=	1.3	
WBG-232	WBG4111	10/22/2000	Grab	Surface Soil	0	1	FT		Inorganics	Chromium	14.4	mg/kg		=	=	1.2	
WBGss-325	WB1004	8/8/2000	Grab	Soil	0	1	NA	Pad 38, Plot 135	Inorganics	Chromium	14.4	mg/kg		=	=	1.1	
WBGss-002	WBGSS-002-0457-SO	7/31/1996	Grab Composite	Surface Soil	0	2	FT		Inorganics	Chromium	14.4	mg/kg		=	=	0.09	
WBGss-029	WBGSS-029-0486-SO	8/7/1996	Grab Composite	Surface Soil	0	2	FT		Inorganics	Chromium	14.2	mg/kg	*	=	=	0.09	
WBG-272	WBG4227	11/1/2000	Grab	Surface Soil	0	1	FT		Inorganics	Chromium	14.1	mg/kg		=	=	1.2	
WBGss-050	WBGSS-050-0508-SO	8/7/1996	Grab Composite	Surface Soil	0	1	FT	Refusal at 1.0 ft bgs. due to cobble/gravel.	Inorganics	Chromium	14	mg/kg		=	=	0.09	
WBGss-072	WBGSS-072-0536-SO	8/9/1996	Grab Composite	Surface Soil	0	2	FT		Inorganics	Chromium	14	mg/kg		=	=	0.08	
WBGss-009	WBGSS-009-0464-SO	8/5/1996	Grab Composite	Surface Soil	0	2	FT		Inorganics	Chromium	13.9	mg/kg		=	=	0.09	
WBG-253	WBG4184	10/17/2000	Grab	Surface Soil	0	1	FT		Inorganics	Chromium	13.8	mg/kg		=	=	1.2	
WBG-288	WBG4243	10/31/2000	Grab	Surface Soil	0	1	FT		Inorganics	Chromium	13.8	mg/kg		=	=	1.3	
WBG-270	WBG4225	11/1/2000	Grab	Surface Soil	0	1	FT		Inorganics	Chromium	13.7	mg/kg		=	=	1.3	
WBG-271	WBG4226	11/1/2000	Grab	Surface Soil	0	1	FT		Inorganics	Chromium	13.7	mg/kg		=	=	1.3	
WBGss-020	WBGSS-020-0477-SO	8/5/1996	Grab Composite	Surface Soil	0	2	FT		Inorganics	Chromium	13.7	mg/kg		=	=	0.09	
WBG-284	WBG4239	10/31/2000	Grab	Surface Soil	0	1	FT		Inorganics	Chromium	13.5	mg/kg		=	=	1.3	
WBGss-048	WBGSS-048-0506-SO	8/7/1996	Grab Composite	Surface Soil	0	2	FT		Inorganics	Chromium	13.4	mg/kg		=	=	0.09	
WBGss-011	WBGSS-011-0466-SO	8/5/1996	Grab Composite	Surface Soil	0	2	FT		Inorganics	Chromium	13.3	mg/kg		=	=	0.09	
WBGss-065	WBGSS-065-0527-SO	8/9/1996	Grab Composite	Surface Soil	0	2	FT		Inorganics	Chromium	13.3	mg/kg		=	=	0.1	
WBGss-001	WBGSS-001-0456-SO	7/31/1996	Grab Composite	Surface Soil	0	2	FT		Inorganics	Chromium	13.2	mg/kg		=	=	0.08	
WBG-292	WBG4247	10/31/2000	Grab	Surface Soil	0	1	FT		Inorganics	Chromium	13.1	mg/kg		=	=	1.3	
WBGss-060	WBGSS-060-0522-SO	8/8/1996	Grab Composite	Surface Soil	0	2	FT		Inorganics	Chromium	13.1	mg/kg		=	=	0.09	
WBG-290	WBG4245	10/31/2000	Grab	Surface Soil	0	1	FT		Inorganics	Chromium	12.9	mg/kg		=	=	1.3	
WBGss-013	WBGSS-013-0468-SO	8/5/1996	Grab Composite	Surface Soil	0	2	FT		Inorganics	Chromium	12.9	mg/kg		=	=	0.09	
WBG-256	WBG4193	10/17/2000	Grab	Surface Soil	0	1	FT		Inorganics	Chromium	12.5	mg/kg		=	=	1.2	
WBGss-070	WBGSS-070-0534-SO	8/9/1996	Grab Composite	Surface Soil	0	2	FT		Inorganics	Chromium	12.5	mg/kg		=	=	0.1	
WBGss-006	WBGSS-006-0461-SO	7/30/1996	Grab Composite	Surface Soil	0	2	FT		Inorganics	Chromium	12.4	mg/kg		=	=	0.09	
WBGss-023	WBGSS-023-0480-SO	8/5/1996	Grab Composite	Surface Soil	0	2	FT		Inorganics	Chromium	12.4	mg/kg		=	=	0.09	
WBGss-176	WB0888	4/26/1998	Grab	Surface Soil	0	1	FT	ARCHIVED	Inorganics	Chromium	12.3	mg/kg		=	=	1.3	
WBG-255	WBG4190	10/17/2000	Grab	Surface Soil	0	1	FT		Inorganics	Chromium	12.1	mg/kg		=	=	1.2	
WBGss-043	WBGSS-043-0501-SO	8/7/1996	Grab Composite	Surface Soil	0	2	FT		Inorganics	Chromium	12.1	mg/kg	*	=	=	0.09	
WBGss-113	WB0702	4/23/1998	Grab Composite	Surface Soil	0	1	FT		Inorganics	Chromium	11.9	mg/kg		=	=	1.1	
WBGss-123	WB0712	4/22/1998	Grab Composite	Surface Soil	0	1	FT		Inorganics	Chromium	11.9	mg/kg		=	=	1.2	
WBGss-044	WBGSS-044-0502-SO	8/7/1996	Grab Composite	Surface Soil	0	2	FT		Inorganics	Chromium	11.8	mg/kg	*	=	=	0.09	
WBGss-149	WB0738	4/23/1998	Grab Composite	Surface Soil	0	1	FT		Inorganics	Chromium	11.8	mg/kg		=	=	1.2	
WBGss-117	WB0706	4/22/1998	Grab Composite	Surface Soil	0	1	FT		Inorganics	Chromium	11.7	mg/kg		=	=	1.2	
WBGss-056	WBGSS-056-0516-SO	8/8/1996	Grab Composite	Surface Soil	0	2	FT		Inorganics	Chromium	11.5	mg/kg		=	=	0.09	
WBGss-010	WBGSS-010-0465-SO	8/5/1996	Grab Composite	Surface Soil	0	2	FT		Inorganics	Chromium	11.4	mg/kg		=	=	0.09	
WBGss-042	WBGSS-042-0500-SO	8/7/1996	Grab Composite	Surface Soil	0	2	FT		Inorganics	Chromium	11.4	mg/kg	*	=	=	0.09	
WBG-286	WBG4241	10/31/2000	Grab	Surface Soil	0	1	FT		Inorganics	Chromium	11.2	mg/kg		=	=	1.3	
WBGss-077	WBGSS-077-0542-SO	8/13/1996	Grab Composite	Surface Soil	0	0.8	FT	Note: Moved to PAD-32.	Inorganics	Chromium	11.2	mg/kg	E	=	=	0.09	
WBGss-031	WBGSS-031-0488-SO	8/7/1996	Grab Composite	Surface Soil	0	2	FT	West of pad #37	Inorganics	Chromium	11.1	mg/kg		=	=	0.08	
WBGss-098	WBGSS-098-0565-SO	8/14/1996	Grab Composite	Surface Soil	0	2	FT		Inorganics	Chromium	11.1	mg/kg	E	=	=	0.09	
WBG-279	WBG4234	10/31/2000	Grab	Surface Soil	0	1	FT		Inorganics	Chromium	10.7	mg/kg		=	=	1.3	
WBGss-066	WBGSS-066-0528-SO	8/9/1996	Grab Composite	Surface Soil	0	2	FT		Inorganics	Chromium	10.6	mg/kg		=	=	0.08	
WBGss-003	WBGSS-003-0458-SO	7/31/1996	Grab Composite	Surface Soil	0	2	FT		Inorganics	Chromium	10.4	mg/kg		=	=	0.09	
WBGss-097	WBGSS-097-0564-SO	8/13/1996	Grab Composite	Surface Soil	0	2	FT	Note: This location(TBD) used at PAD-41	Inorganics	Chromium	10.3	mg/kg	E	=	=	0.09	
WBGss-075	WBGSS-075-0539-SO	8/9/1996	Grab Composite	Surface Soil	0	2	FT		Inorganics	Chromium	10.2	mg/kg		=	=	0.09	
WBGss-051	WBGSS-051-0509-SO	8/8/1996	Grab Composite	Surface Soil	0	2	FT		Inorganics	Chromium	10.1	mg/kg	*	=	=	0.08	
WBGss-076	WBGSS-076-0541-SO	8/9/1996	Grab Composite	Surface Soil	0	2	FT		Inorganics	Chromium	10	mg/kg		=	=	0.08	
WBGss-138	WB0727	4/22/1998	Grab Composite	Surface Soil	0	1	FT		Inorganics	Chromium	9.9	mg/kg		=	=	1.2	
WBGss-008	WBGSS-008-0463-SO	7/30/1996	Grab Composite	Surface Soil	0	2	FT	VOCs collected from 1.5- 2.0 ft depth.	Inorganics	Chromium	9.8	mg/kg		=	=	0.08	
WBG-293	WBG4248	10/31/2000	Grab	Surface Soil	0	1	FT		Inorganics	Chromium	9.6	mg/kg		=	=	1.3	
WBG-289	WBG4244	10/31/2000	Grab	Surface Soil	0	1	FT		Inorganics	Chromium	9.5	mg/kg		=	=	1.2	
WBGss-007	WBGSS-007-0462-SO	7/30/1996	Grab Composite	Surface Soil	0	2	FT		Inorganics	Chromium	9.5	mg/kg		=	=	0.09	
WBGss-074	WBGSS-074-0538-SO	8/9/1996	Grab Composite	Surface Soil	0	0.5	FT		Inorganics	Chromium	9.3	mg/kg		=	=	0.09	
WBGss-025	WBGSS-025-0482-SO	8/5/1996	Grab Composite	Surface Soil	0	0.5	FT	Refusal @ .5 bgs. Due to gravel in hole.	Inorganics	Chromium	9.1	mg/kg		=	=	0.08	
WBGss-341	WB3019	8/9/2000	Grab	Soil	0	1	NA	Pad 58, Plot 45	Inorganics	Chromium	8.8	mg/kg		=	=	1.1	

Station	Sample ID	Date Collected	Sample Type	Media	Depth	Sample Comment	Analysis	Chemical	Results	Units	Lab Qual	Data Qual	Qual	Detection Limit	Validation Code
WBGss-005	WBGSS-005-0460-SO	7/30/1996	Grab Composite	Surface Soil	0 2 FT		Inorganics	Chromium	8.8	mg/kg		=	=	0.09	
WBGss-014	WBGSS-014-0469-SO	8/8/1996	Grab Composite	Surface Soil	0 1.5 FT		Inorganics	Chromium	8.5	mg/kg		=	=	0.09	
WBGss-041	WBGSS-041-0499-SO	7/31/1996	Grab	Surface Soil	0 0.5 FT	Logbook 40-2	Inorganics	Chromium	6.8	mg/kg		=	=	0.09	
WBGss-004	WBGSS-004-0459-SO	7/30/1996	Grab Composite	Surface Soil	0 0.7 FT	Bottom of hole @ 8 inches	Inorganics	Chromium	5.4	mg/kg		=	=	0.08	
WBGss-154	WB0743	5/6/1998	Grab Composite	Surface Soil	0 1 FT		Inorganics	Chromium	3.4	mg/kg		=	=	1	
WBGss-114	WB0703	4/23/1998	Grab Composite	Surface Soil	0 1 FT		Inorganics	Chromium	189	mg/kg		J	J	1.2	I02
WBG-207	WBG4032	10/18/2000	Grab	Surface Soil	0 1 FT		Inorganics	Chromium	50.6	mg/kg		J	J	1.3	I01
WBGss-116	WB0705	4/23/1998	Grab Composite	Surface Soil	0 1 FT		Inorganics	Chromium	31.3	mg/kg		J	J	1.4	I02
WBG-226	WBG4091	10/20/2000	Grab	Surface Soil	0 1 FT		Inorganics	Chromium	30.8	mg/kg		J	J	1.2	I03
WBG-223	WBG4082	10/20/2000	Grab	Surface Soil	0 1 FT		Inorganics	Chromium	30.2	mg/kg		J	J	1.2	I03
WBG-261	WBG4210	10/23/2000	Grab	Surface Soil	0 1 FT		Inorganics	Chromium	29.1	mg/kg		J	J	1.2	I03
WBGss-057	WBGSS-057-0517-SO	8/7/1996	Grab Composite	Surface Soil	0 2 FT		Inorganics	Chromium	27.8	mg/kg	E	J	J	0.1	E07
WBGss-058	WBGSS-058-0520-SO	8/7/1996	Grab Composite	Surface Soil	0 1.4 FT	Refusal at 1.4 feet.	Inorganics	Chromium	27.4	mg/kg	E	J	J	0.09	E07
WBGss-035	WBGSS-035-0492-SO	8/6/1996	Grab Composite	Surface Soil	0 2 FT		Inorganics	Chromium	27.2	mg/kg	N*	J	J	0.08	I02
WBG-215	WBG4058	10/18/2000	Grab	Surface Soil	0 1 FT		Inorganics	Chromium	26.7	mg/kg		J	J	1.3	I01
WBGss-034	WBGSS-034-0491-SO	8/6/1996	Grab Composite	Surface Soil	0 2 FT		Inorganics	Chromium	26.6	mg/kg	N*	J	J	0.08	I02
WBG-231	WBG4108	10/21/2000	Grab	Surface Soil	0 1 FT		Inorganics	Chromium	26.3	mg/kg		J	J	1.3	I03
WBG-209	WBG4038	10/18/2000	Grab	Surface Soil	0 1 FT		Inorganics	Chromium	25.7	mg/kg		J	J	1.3	I01
WBG-250	WBG4173	10/23/2000	Grab	Surface Soil	0 1 FT		Inorganics	Chromium	25.1	mg/kg		J	J	1.2	I03
WBG-240	WBG4139	10/21/2000	Grab	Surface Soil	0 1 FT		Inorganics	Chromium	25	mg/kg		J	J	1.2	I03
WBG-260	WBG4207	10/23/2000	Grab	Surface Soil	0 1 FT		Inorganics	Chromium	24.4	mg/kg		J	J	1.1	I03
WBG-213	WBG4052	10/18/2000	Grab	Surface Soil	0 1 FT		Inorganics	Chromium	22.8	mg/kg		J	J	1.3	I01
WBG-275	WBG4230	10/24/2000	Grab	Surface Soil	0 1 FT		Inorganics	Chromium	22.7	mg/kg		J	J	1.3	I03
WBG-227	WBG4094	10/22/2000	Grab	Surface Soil	0 1 FT		Inorganics	Chromium	21.9	mg/kg		J	J	1.3	I03
WBGss-109	WB0698	4/23/1998	Grab Composite	Surface Soil	0 1 FT		Inorganics	Chromium	21.9	mg/kg		J	J	1.3	I02
WBG-239	WBG4136	10/21/2000	Grab	Surface Soil	0 1 FT		Inorganics	Chromium	21	mg/kg		J	J	1.2	I03
WBG-243	WBG4150	10/21/2000	Grab	Surface Soil	0 1 FT		Inorganics	Chromium	20.6	mg/kg		J	J	1.2	I03
WBG-214	WBG4055	10/18/2000	Grab	Surface Soil	0 1 FT		Inorganics	Chromium	20.3	mg/kg		J	J	1.3	I01
WBGss-063	WBGSS-063-0525-SO	8/7/1996	Grab Composite	Surface Soil	0 2 FT		Inorganics	Chromium	20	mg/kg	E	J	J	0.1	E07
WBG-257	WBG4196	10/30/2000	Grab	Surface Soil	0 1 FT		Inorganics	Chromium	19.8	mg/kg		J	J	1.2	I01
WBG-251	WBG4176	10/23/2000	Grab	Surface Soil	0 1 FT		Inorganics	Chromium	19.4	mg/kg		J	J	1.3	I03
WBG-206	WBG4029	10/18/2000	Grab	Surface Soil	0 1 FT		Inorganics	Chromium	19.3	mg/kg		J	J	1.2	I01
WBGss-115	WB0704	4/23/1998	Grab Composite	Surface Soil	0 1 FT		Inorganics	Chromium	19.3	mg/kg		J	J	1.2	I02
WBGss-107	WB0696	4/23/1998	Grab Composite	Surface Soil	0 1 FT		Inorganics	Chromium	19	mg/kg		J	J	1.2	I02
WBG-208	WBG4035	10/18/2000	Grab	Surface Soil	0 1 FT		Inorganics	Chromium	18.9	mg/kg		J	J	1.2	I01
WBG-245	WBG4156	10/23/2000	Grab	Surface Soil	0 1 FT		Inorganics	Chromium	18.9	mg/kg		J	J	1.2	I03
WBG-230	WBG4105	10/20/2000	Grab	Surface Soil	0 1 FT		Inorganics	Chromium	18.7	mg/kg		J	J	1.3	I03
WBGss-064	WBGSS-064-0526-SO	8/7/1996	Grab Composite	Surface Soil	0 2 FT		Inorganics	Chromium	18.6	mg/kg	E	J	J	0.09	E07
WBG-246	WBG4159	10/23/2000	Grab	Surface Soil	0 1 FT		Inorganics	Chromium	18.5	mg/kg		J	J	1.2	I03
WBG-274	WBG4229	10/24/2000	Grab	Surface Soil	0 1 FT		Inorganics	Chromium	18.4	mg/kg		J	J	1.3	I03
WBG-278	WBG4233	10/24/2000	Grab	Surface Soil	0 1 FT		Inorganics	Chromium	18.4	mg/kg		J	J	1.3	I03
WBG-238	WBG4133	10/21/2000	Grab	Surface Soil	0 1 FT		Inorganics	Chromium	18.1	mg/kg		J	J	1.3	I03
WBGss-026	WBGSS-026-0483-SO	8/6/1996	Grab Composite	Surface Soil	0 1.3 FT		Inorganics	Chromium	18	mg/kg	N*	J	J	0.08	I02
WBGss-027	WBGSS-027-0484-SO	8/6/1996	Grab Composite	Surface Soil	0 0.5 FT		Inorganics	Chromium	17.9	mg/kg	N*	J	J	0.09	I02
WBG-267	WBG4222	10/24/2000	Grab	Surface Soil	0 1 FT		Inorganics	Chromium	17.6	mg/kg		J	J	1.2	I03
WBGss-106	WB0695	4/23/1998	Grab Composite	Surface Soil	0 1 FT		Inorganics	Chromium	17.5	mg/kg		J	J	1.2	I02
WBG-210	WBG4041	10/30/2000	Grab	Surface Soil	0 1 FT		Inorganics	Chromium	17.4	mg/kg		J	J	1.2	I01
WBGss-101	WB0690	4/23/1998	Grab Composite	Surface Soil	0 1 FT		Inorganics	Chromium	17.4	mg/kg		J	J	1.3	I02
WBG-204	WBG4023	10/18/2000	Grab	Surface Soil	0 1 FT		Inorganics	Chromium	17.1	mg/kg		J	J	1.2	I01
WBG-264	WBG4219	10/30/2000	Grab	Surface Soil	0 1 FT		Inorganics	Chromium	17.1	mg/kg		J	J	1.3	I01
WBGss-033	WBGSS-033-0490-SO	8/6/1996	Grab Composite	Surface Soil	0 2 FT	East end of pad #37	Inorganics	Chromium	16.9	mg/kg	N*	J	J	0.08	I02
WBG-266	WBG4221	10/30/2000	Grab	Surface Soil	0 1 FT		Inorganics	Chromium	16.7	mg/kg		J	J	1.3	I01
WBG-241	WBG4142	10/21/2000	Grab	Surface Soil	0 1 FT		Inorganics	Chromium	16.5	mg/kg		J	J	1.2	I03
WBGss-108	WB0697	4/23/1998	Grab Composite	Surface Soil	0 1 FT		Inorganics	Chromium	16.5	mg/kg		J	J	1.3	I02
WBG-269	WBG4224	10/24/2000	Grab	Surface Soil	0 1 FT		Inorganics	Chromium	16.1	mg/kg		J	J	1.3	I03
WBGss-105	WB0694	4/23/1998	Grab Composite	Surface Soil	0 1 FT		Inorganics	Chromium	16.1	mg/kg		J	J	1.3	I02
WBG-224	WBG4085	10/20/2000	Grab	Surface Soil	0 1 FT		Inorganics	Chromium	15.6	mg/kg		J	J	1.3	I03
WBGss-052	WBGSS-052-0512-SO	8/7/1996	Grab Composite	Surface Soil	0 2 FT		Inorganics	Chromium	15.5	mg/kg	E	J	J	0.09	E07
WBGss-021	WBGSS-021-0478-SO	8/5/1996	Grab Composite	Surface Soil	0 2 FT	Volatile samples collected at 1.5 ft bgs.	Inorganics	Chromium	15.2	mg/kg	E	J	J	0.08	E07
WBGss-110	WB0699	4/23/1998	Grab Composite	Surface Soil	0 1 FT		Inorganics	Chromium	15.2	mg/kg		J	J	1.3	I02
WBG-205	WBG4026	10/18/2000	Grab	Surface Soil	0 1 FT		Inorganics	Chromium	15.1	mg/kg		J	J	1.2	I01
WBG-265	WBG4220	10/30/2000	Grab	Surface Soil	0 1 FT		Inorganics	Chromium	14.5	mg/kg		J	J	1.2	I01
WBGss-111	WB0700	4/23/1998	Grab Composite	Surface Soil	0 1 FT		Inorganics	Chromium	14.3	mg/kg		J	J	1.2	I02
WBG-281	WBG4236	10/24/2000	Grab	Surface Soil	0 1 FT		Inorganics	Chromium	14.1	mg/kg		J	J	1.2	I03
WBGss-017	WBGSS-017-0472-SO	8/6/1996	Grab Composite	Surface Soil	0 2 FT		Inorganics	Chromium	14.1	mg/kg	N*	J	J	0.08	I02
WBG-229	WBG4102	10/21/2000	Grab	Surface Soil	0 1 FT		Inorganics	Chromium	13.9	mg/kg		J	J	1.3	I03
WBG-277	WBG4232	10/24/2000	Grab	Surface Soil	0 1 FT		Inorganics	Chromium	13.1	mg/kg		J	J	1.3	I03
WBG-291	WBG4246	10/31/2000	Grab	Surface Soil	0 1 FT		Inorganics	Chromium	13	mg/kg		J	J	1.2	I01
WBG-212	WBG4049	10/18/2000	Grab	Surface Soil	0 1 FT		Inorganics	Chromium	12.9	mg/kg		J	J	1.2	I01
WBGss-103	WB0692	4/23/1998	Grab Composite	Surface Soil	0 1 FT		Inorganics	Chromium	12.9	mg/kg		J	J	1.3	I02
WBGss-100	WB0689	4/23/1998	Grab Composite	Surface Soil	0 1 FT		Inorganics	Chromium	12.8	mg/kg		J	J	1.3	I02
WBGss-112	WB0701	4/23/1998	Grab Composite	Surface Soil	0 1 FT		Inorganics	Chromium	12.7	mg/kg		J	J	1.2	I02
WBG-259	WBG4204	10/23/2000	Grab	Surface Soil	0 1 FT		Inorganics	Chromium	12.2	mg/kg		J	J	1.1	I03
WBG-225	WBG4088	10/20/2000	Grab	Surface Soil	0 1 FT		Inorganics	Chromium	12.1	mg/kg		J	J	1.3	I03
WBGss-104	WB0693	4/23/1998	Grab Composite	Surface Soil	0 1 FT		Inorganics	Chromium	12.1	mg/kg		J	J	1.2	I02
WBGss-036	WBGSS-036-0493-SO	8/6/1996	Grab Composite	Surface Soil	0 2 FT		Inorganics	Chromium	11.6	mg/kg	N*	J	J	0.09	I02
WBG-249	WBG4170	10/23/2000	Grab	Surface Soil	0 1 FT		Inorganics	Chromium	11.1	mg/kg		J	J	1.1	I03
WBGss-016	WBGSS-016-0471-SO	8/6/1996	Grab Composite	Surface Soil	0 2 FT		Inorganics	Chromium	10.8	mg/kg	N*	J	J	0.09	I02
WBG-280	WBG4235	10/30/2000	Grab	Surface Soil	0 1 FT		Inorganics	Chromium	10.7	mg/kg		J	J	1.3	I01
WBG-235	WBG4122	10/19/2000	Grab	Surface Soil	0 1 FT		Inorganics	Chromium	10.6	mg/kg		J	J	1.2	I01
WBGss-037	WBGSS-037-0494-SO	8/6/1996	Grab Composite	Surface Soil	0 2 FT		Inorganics	Chromium	10.5	mg/kg	N*	J	J	0.09	I02
WBGss-019	WBGSS-019-0474-SO	8/6/1996	Grab Composite	Surface Soil	0 1.5 FT		Inorganics	Chromium	10.3	mg/kg	N*	J	J	0.09	I02
WBGss-018	WBGSS-018-0473-SO	8/6/1996	Grab Composite	Surface Soil	0 1.5 FT		Inorganics	Chromium	10.2	mg/kg	N*	J	J	0.09	I02
WBGss-102	WB0691	4/23/1998	Grab Composite	Surface Soil	0 1 FT		Inorganics	Chromium	10.2	mg/kg		J	J	1.2	I02
WBG-234	WBG4119	10/19/2000	Grab	Surface Soil	0 1 FT		Inorganics	Chromium	10.1	mg/kg		J	J	1.2	I01
WBGss-038	WBGSS-038-0495-SO	8/6/1996	Grab Composite	Surface Soil	0 2 FT		Inorganics	Chromium	9.2	mg/kg	N*	J	J	0.09	I02
WBG-207	WBG4032	10/18/2000	Grab	Surface Soil	0 1 FT		Miscellaneous	Chromium, hexavalent	10.1	mg/kg		J	J	1.3	A01
WBG-226	WBG4091	10/20/2000	Grab	Surface Soil	0 1 FT		Miscellaneous	Chromium, hexavalent	8.8	mg/kg		J	J	1.2	A01
WBG-204	WBG4023	10/18/2000	Grab	Surface Soil	0 1 FT		Miscellaneous	Chromium, hexavalent	7.8	mg/kg		J	J	1.2	A01
WBG-249	WBG4170	10/23/2000	Grab	Surface Soil	0 1 FT		Miscellaneous	Chromium, hexavalent	6.3	mg/kg		J	J	1.1	A01
WBG-232	WBG4111	10/22/2000	Grab	Surface Soil	0 1 FT		Miscellaneous	Chromium, hexavalent	5.8	mg/kg		J	J	1.2	A01
WBG-236	WBG4125	10/20/2000	Grab	Surface Soil	0 1 FT		Miscellaneous	Chromium, hexavalent	5.2	mg/kg		J	J	1.2	A01
WBG-250	WBG4173	10/23/2000	Grab	Surface Soil	0 1 FT		Miscellaneous	Chromium, hexavalent	4.9	mg/kg		J	J	1.2	A01,H02

Station	Sample ID	Date Collected	Sample Type	Media	Depth		Sample Comment	Analysis	Chemical	Results	Units	Lab Qual	Data Qual	Qual	Detection Limit	Validation Code
WBG-200	WBG4009	10/17/2000	Grab	Surface Soil	0	1 FT		Miscellaneous	Chromium, hexavalent	4	mg/kg		J	J	1.2	A01
WBG-205	WBG4026	10/18/2000	Grab	Surface Soil	0	1 FT		Miscellaneous	Chromium, hexavalent	3.8	mg/kg		J	J	1.2	A01
WBG-237	WBG4128	10/22/2000	Grab	Surface Soil	0	1 FT		Miscellaneous	Chromium, hexavalent	3.5	mg/kg		J	J	1.2	A01
WBG-230	WBG4105	10/20/2000	Grab	Surface Soil	0	1 FT		Miscellaneous	Chromium, hexavalent	2.9	mg/kg		J	J	1.3	A01
WBG-256	WBG4193	10/17/2000	Grab	Surface Soil	0	1 FT		Miscellaneous	Chromium, hexavalent	2.8	mg/kg		J	J	1.2	A01
WBG-199	WBG4006	10/17/2000	Grab	Surface Soil	0	1 FT		Miscellaneous	Chromium, hexavalent	2.5	mg/kg		J	J	1.3	A01
WBG-225	WBG4088	10/20/2000	Grab	Surface Soil	0	1 FT		Miscellaneous	Chromium, hexavalent	2	mg/kg		J	J	1.3	A01
WBG-213	WBG4052	10/18/2000	Grab	Surface Soil	0	1 FT		Miscellaneous	Chromium, hexavalent	1.3	mg/kg	U	UJ	UJ	1.3	A01
WBG-214	WBG4055	10/18/2000	Grab	Surface Soil	0	1 FT		Miscellaneous	Chromium, hexavalent	1.3	mg/kg	U	UJ	UJ	1.3	A01
WBG-224	WBG4085	10/20/2000	Grab	Surface Soil	0	1 FT		Miscellaneous	Chromium, hexavalent	1.3	mg/kg	U	UJ	UJ	1.3	A01
WBG-229	WBG4102	10/21/2000	Grab	Surface Soil	0	1 FT		Miscellaneous	Chromium, hexavalent	1.3	mg/kg	U	UJ	UJ	1.3	A01
WBG-231	WBG4108	10/21/2000	Grab	Surface Soil	0	1 FT		Miscellaneous	Chromium, hexavalent	1.3	mg/kg	U	UJ	UJ	1.3	A01
WBG-238	WBG4133	10/21/2000	Grab	Surface Soil	0	1 FT		Miscellaneous	Chromium, hexavalent	1.3	mg/kg	U	UJ	UJ	1.3	A01
WBG-251	WBG4176	10/23/2000	Grab	Surface Soil	0	1 FT		Miscellaneous	Chromium, hexavalent	1.3	mg/kg	U	UJ	UJ	1.3	A01
WBG-203	WBG4018	10/22/2000	Grab	Surface Soil	0	1 FT		Miscellaneous	Chromium, hexavalent	1.2	mg/kg	U	UJ	UJ	1.2	A01
WBG-206	WBG4029	10/18/2000	Grab	Surface Soil	0	1 FT		Miscellaneous	Chromium, hexavalent	1.2	mg/kg	U	UJ	UJ	1.2	A01
WBG-212	WBG4049	10/18/2000	Grab	Surface Soil	0	1 FT		Miscellaneous	Chromium, hexavalent	1.2	mg/kg	U	UJ	UJ	1.2	A01
WBG-223	WBG4082	10/20/2000	Grab	Surface Soil	0	1 FT		Miscellaneous	Chromium, hexavalent	1.2	mg/kg	U	UJ	UJ	1.2	A01
WBG-233	WBG4116	10/20/2000	Grab	Surface Soil	0	1 FT		Miscellaneous	Chromium, hexavalent	1.2	mg/kg	U	UJ	UJ	1.2	A01
WBG-234	WBG4119	10/19/2000	Grab	Surface Soil	0	1 FT		Miscellaneous	Chromium, hexavalent	1.2	mg/kg	U	UJ	UJ	1.2	A01
WBG-235	WBG4122	10/19/2000	Grab	Surface Soil	0	1 FT		Miscellaneous	Chromium, hexavalent	1.2	mg/kg	U	UJ	UJ	1.2	A01
WBG-239	WBG4136	10/21/2000	Grab	Surface Soil	0	1 FT		Miscellaneous	Chromium, hexavalent	1.2	mg/kg	U	UJ	UJ	1.2	A01
WBG-240	WBG4139	10/21/2000	Grab	Surface Soil	0	1 FT		Miscellaneous	Chromium, hexavalent	1.2	mg/kg	U	UJ	UJ	1.2	A01
WBG-241	WBG4142	10/21/2000	Grab	Surface Soil	0	1 FT		Miscellaneous	Chromium, hexavalent	1.2	mg/kg	U	UJ	UJ	1.2	A01
WBG-243	WBG4150	10/21/2000	Grab	Surface Soil	0	1 FT		Miscellaneous	Chromium, hexavalent	1.2	mg/kg	U	UJ	UJ	1.2	A01
WBG-253	WBG4184	10/17/2000	Grab	Surface Soil	0	1 FT		Miscellaneous	Chromium, hexavalent	1.2	mg/kg	U	UJ	UJ	1.2	A01
WBG-254	WBG4187	10/16/2000	Grab	Surface Soil	0	1 FT		Miscellaneous	Chromium, hexavalent	1.2	mg/kg	U	UJ	UJ	1.2	A01
WBG-255	WBG4190	10/17/2000	Grab	Surface Soil	0	1 FT		Miscellaneous	Chromium, hexavalent	1.2	mg/kg	U	UJ	UJ	1.2	A01
WBG-258	WBG4201	11/1/2000	Grab	Surface Soil	0	1 FT		Miscellaneous	Chromium, hexavalent	1.2	mg/kg	U	UJ	UJ	1.2	H06,A01
WBG-260	WBG4207	10/23/2000	Grab	Surface Soil	0	1 FT		Miscellaneous	Chromium, hexavalent	1.1	mg/kg	U	UJ	UJ	1.1	A01
WBG-251	WBG4176	10/23/2000	Grab	Surface Soil	0	1 FT		Inorganics	Cobalt	18.2	mg/kg		=	=	6.5	
WBG-238	WBG4133	10/21/2000	Grab	Surface Soil	0	1 FT		Inorganics	Cobalt	15.7	mg/kg		=	=	6.5	
WBG-199	WBG4006	10/17/2000	Grab	Surface Soil	0	1 FT		Inorganics	Cobalt	13.9	mg/kg		=	=	6.5	
WBG-269	WBG4224	10/24/2000	Grab	Surface Soil	0	1 FT		Inorganics	Cobalt	12.8	mg/kg		=	=	6.3	
WBG-245	WBG4156	10/23/2000	Grab	Surface Soil	0	1 FT		Inorganics	Cobalt	12.6	mg/kg		=	=	6.2	
WBG-264	WBG4219	10/30/2000	Grab	Surface Soil	0	1 FT		Inorganics	Cobalt	12.6	mg/kg		=	=	6.4	
WBG-204	WBG4023	10/18/2000	Grab	Surface Soil	0	1 FT		Inorganics	Cobalt	12.5	mg/kg		=	=	6.1	
WBG-242	WBG4145	10/22/2000	Grab	Surface Soil	0	1 FT		Inorganics	Cobalt	12.5	mg/kg		=	=	6.2	
WBG-266	WBG4221	10/30/2000	Grab	Surface Soil	0	1 FT		Inorganics	Cobalt	12.2	mg/kg		=	=	6.4	
WBG-276	WBG4231	10/24/2000	Grab	Surface Soil	0	1 FT		Inorganics	Cobalt	11.9	mg/kg		=	=	6.1	
WBG-241	WBG4142	10/21/2000	Grab	Surface Soil	0	1 FT		Inorganics	Cobalt	11.6	mg/kg		=	=	6	
WBG-224	WBG4085	10/20/2000	Grab	Surface Soil	0	1 FT		Inorganics	Cobalt	11.5	mg/kg		=	=	6.5	
WBG-258	WBG4201	11/1/2000	Grab	Surface Soil	0	1 FT		Inorganics	Cobalt	11.1	mg/kg		=	=	6.2	
WBG-265	WBG4220	10/30/2000	Grab	Surface Soil	0	1 FT		Inorganics	Cobalt	11.1	mg/kg		=	=	6.1	
WBG-206	WBG4029	10/18/2000	Grab	Surface Soil	0	1 FT		Inorganics	Cobalt	10.8	mg/kg		=	=	5.9	
WBG-207	WBG4032	10/18/2000	Grab	Surface Soil	0	1 FT		Inorganics	Cobalt	10.8	mg/kg		=	=	6.4	
WBG-267	WBG4222	10/24/2000	Grab	Surface Soil	0	1 FT		Inorganics	Cobalt	10.8	mg/kg		=	=	6.2	
WBGss-326	WB1001	8/8/2000	Grab	Soil	0	1 NA	Pad 38, Plot 154	Inorganics	Cobalt	10.6	mg/kg		=	=	5.8	
WBG-237	WBG4128	10/22/2000	Grab	Surface Soil	0	1 FT		Inorganics	Cobalt	10.3	mg/kg		=	=	6.2	
WBG-280	WBG4235	10/30/2000	Grab	Surface Soil	0	1 FT		Inorganics	Cobalt	10.3	mg/kg		=	=	6.3	
WBG-215	WBG4058	10/18/2000	Grab	Surface Soil	0	1 FT		Inorganics	Cobalt	10.2	mg/kg		=	=	6.6	
WBG-210	WBG4041	10/30/2000	Grab	Surface Soil	0	1 FT		Inorganics	Cobalt	10.1	mg/kg		=	=	5.9	
WBG-231	WBG4108	10/21/2000	Grab	Surface Soil	0	1 FT		Inorganics	Cobalt	10.1	mg/kg		=	=	6.6	
WBG-227	WBG4094	10/22/2000	Grab	Surface Soil	0	1 FT		Inorganics	Cobalt	10	mg/kg		=	=	6.3	
WBG-278	WBG4233	10/24/2000	Grab	Surface Soil	0	1 FT		Inorganics	Cobalt	10	mg/kg		=	=	6.5	
WBGss-324	WB1002	8/8/2000	Grab	Soil	0	1 NA	Pad 38, Plot 126	Inorganics	Cobalt	10	mg/kg		=	=	5.8	
WBG-200	WBG4009	10/17/2000	Grab	Surface Soil	0	1 FT		Inorganics	Cobalt	9.8	mg/kg		=	=	6.2	
WBG-240	WBG4139	10/21/2000	Grab	Surface Soil	0	1 FT		Inorganics	Cobalt	9.6	mg/kg		=	=	6.1	
WBG-296	WBG4315	11/2/2000	Grab	Surface Soil	0	1 FT		Inorganics	Cobalt	9.5	mg/kg		=	=	6.2	
WBGss-308	WB1008	8/8/2000	Grab	Soil	0	1 NA	Pad 37, Plot 130	Inorganics	Cobalt	9.5	mg/kg		=	=	5.9	
WBG-230	WBG4105	10/20/2000	Grab	Surface Soil	0	1 FT		Inorganics	Cobalt	9.4	mg/kg		=	=	6.4	
WBG-243	WBG4150	10/21/2000	Grab	Surface Soil	0	1 FT		Inorganics	Cobalt	9.4	mg/kg		=	=	6	
WBG-201	WBG4012	10/17/2000	Grab	Surface Soil	0	1 FT		Inorganics	Cobalt	9.2	mg/kg		=	=	6.1	
WBG-209	WBG4038	10/18/2000	Grab	Surface Soil	0	1 FT		Inorganics	Cobalt	9	mg/kg		=	=	6.7	
WBG-208	WBG4035	10/18/2000	Grab	Surface Soil	0	1 FT		Inorganics	Cobalt	8.9	mg/kg		=	=	6.2	
WBG-212	WBG4049	10/18/2000	Grab	Surface Soil	0	1 FT		Inorganics	Cobalt	8.9	mg/kg		=	=	6	
WBGss-008	WBGSS-008-0463-SO	7/30/1996	Grab Composite	Surface Soil	0	2 FT	VOCs collected from 1.5- 2.0 ft depth.	Inorganics	Cobalt	8.9	mg/kg		=	=	0.06	
WBG-226	WBG4091	10/20/2000	Grab	Surface Soil	0	1 FT		Inorganics	Cobalt	8.8	mg/kg		=	=	6	
WBGss-066	WBGSS-066-0528-SO	8/9/1996	Grab Composite	Surface Soil	0	2 FT		Inorganics	Cobalt	8.7	mg/kg		=	=	0.06	
WBG-281	WBG4236	10/24/2000	Grab	Surface Soil	0	1 FT		Inorganics	Cobalt	8.6	mg/kg		=	=	6	
WBGss-299	WB1009	8/8/2000	Grab	Soil	0	1 NA	Pad 37, Plot 11	Inorganics	Cobalt	8.6	mg/kg		=	=	5.8	
WBG-213	WBG4052	10/18/2000	Grab	Surface Soil	0	1 FT		Inorganics	Cobalt	8.4	mg/kg		=	=	6.3	
WBGss-388	WB2017	8/8/2000	Grab	Soil	0	1 NA	Pad 66, Plot 226	Inorganics	Cobalt	8.4	mg/kg		=	=	6	
WBG-291	WBG4246	10/31/2000	Grab	Surface Soil	0	1 FT		Inorganics	Cobalt	8.3	mg/kg		=	=	5.8	
WBG-274	WBG4229	10/24/2000	Grab	Surface Soil	0	1 FT		Inorganics	Cobalt	8.1	mg/kg		=	=	6.3	
WBGss-322	WB1003	8/8/2000	Grab	Soil	0	1 NA	Pad 38, Plot 30	Inorganics	Cobalt	8.1	mg/kg		=	=	5.8	
WBG-263	WBG4216	11/1/2000	Grab	Surface Soil	0	1 FT		Inorganics	Cobalt	8	mg/kg		=	=	6.3	
WBG-277	WBG4232	10/24/2000	Grab	Surface Soil	0	1 FT		Inorganics	Cobalt	8	mg/kg		=	=	6.3	
WBG-205	WBG4026	10/18/2000	Grab	Surface Soil	0	1 FT		Inorganics	Cobalt	7.9	mg/kg		=	=	6.2	
WBGss-390	WB2018	8/8/2000	Grab	Soil	0	1 NA	Pad 66, Plot 243	Inorganics	Cobalt	7.9	mg/kg		=	=	5.9	
WBG-225	WBG4088	10/20/2000	Grab	Surface Soil	0	1 FT		Inorganics	Cobalt	7.7	mg/kg		=	=	6.6	
WBG-250	WBG4173	10/23/2000	Grab	Surface Soil	0	1 FT		Inorganics	Cobalt	7.7	mg/kg		=	=	6.2	
WBG-275	WBG4230	10/24/2000	Grab	Surface Soil	0	1 FT		Inorganics	Cobalt	7.5	mg/kg		=	=	6.3	
WBGss-334	WB1005	8/8/2000	Grab	Soil	0	1 NA	Pad 38, Plot 295	Inorganics	Cobalt	7.4	mg/kg		=	=	6	
WBG-229	WBG4102	10/21/2000	Grab	Surface Soil	0	1 FT		Inorganics	Cobalt	7.3	mg/kg		=	=	6.4	
WBGss-021	WBGSS-021-0478-SO	8/5/1996	Grab Composite	Surface Soil	0	2 FT	Volatile samples collected at 1.5 ft bgs.	Inorganics	Cobalt	7.2	mg/kg		=	=	0.06	
WBGss-076	WBGSS-076-0541-SO	8/9/1996	Grab Composite	Surface Soil	0	2 FT		Inorganics	Cobalt	7.2	mg/kg		=	=	0.06	
WBGss-389	WB2016	8/8/2000	Grab	Soil	0	1 NA	Pad 66, Plot 242	Inorganics	Cobalt	7	mg/kg		=	=	5.7	
WBG-223	WBG4082	10/20/2000	Grab	Surface Soil	0	1 FT		Inorganics	Cobalt	6.9	mg/kg		=	=	5.9	
WBGss-313	WB1006	8/8/2000	Grab	Soil	0	1 NA	Pad 37, Plot 236	Inorganics	Cobalt	6.9	mg/kg		=	=	6.2	
WBGss-325	WB1004	8/8/2000	Grab	Soil	0	1 NA	Pad 38, Plot 135	Inorganics	Cobalt	6.9	mg/kg		=	=	5.6	
WBGss-314	WB1007	8/8/2000	Grab	Soil	0	1 NA	Pad 37, Plot 265	Inorganics	Cobalt	6.7	mg/kg		=	=	5.7	
WBG-233	WBG4116	10/20/2000	Grab	Surface Soil	0	1 FT		Inorganics	Cobalt	6.5	mg/kg		=	=	6.1	

Station	Sample ID	Date Collected	Sample Type	Media	Depth		Sample Comment	Analysis	Chemical	Results	Units	Lab Qual	Data Qual	Qual	Detection Limit	Validation Code
WBG-297	WBG4316	11/2/2000	Grab	Surface Soil	0	1 FT		Inorganics	Cobalt	6.5	mg/kg		=	=	6.2	
WBG-253	WBG4184	10/17/2000	Grab	Surface Soil	0	1 FT		Inorganics	Cobalt	6.4	mg/kg		=	=	5.9	
WBG-257	WBG4196	10/30/2000	Grab	Surface Soil	0	1 FT		Inorganics	Cobalt	5.8	mg/kg		=	=	5.8	
WBGss-072	WBGSS-072-0536-SO	8/9/1996	Grab Composite	Surface Soil	0	2 FT		Inorganics	Cobalt	5.8	mg/kg		=	=	0.06	
WBGss-031	WBGSS-031-0488-SO	8/7/1996	Grab Composite	Surface Soil	0	2 FT	West of pad #37	Inorganics	Cobalt	4.6	mg/kg		=	=	0.06	
WBGss-341	WB3019	8/9/2000	Grab	Soil	0	1 NA	Pad 58, Plot 45	Inorganics	Cobalt	21.7	mg/kg		J	J	5.7	I02
WBG-283	WBG4238	10/31/2000	Grab	Surface Soil	0	1 FT		Inorganics	Cobalt	15.3	mg/kg		J	J	6.2	I02
WBGss-362	WB3025	8/9/2000	Grab	Soil	0	1 NA	Pad 59, Plot 140	Inorganics	Cobalt	15.2	mg/kg		J	J	5.9	I02
WBGss-116	WB0705	4/23/1998	Grab Composite	Surface Soil	0	1 FT		Inorganics	Cobalt	12.7	mg/kg	B	J	J	21.2	I02
WBG-282	WBG4237	10/31/2000	Grab	Surface Soil	0	1 FT		Inorganics	Cobalt	11.8	mg/kg		J	J	6.2	I02
WBG-273	WBG4228	11/1/2000	Grab	Surface Soil	0	1 FT		Inorganics	Cobalt	11.7	mg/kg		J	J	6.8	I02
WBG-203	WBG4018	10/22/2000	Grab	Surface Soil	0	1 FT		Inorganics	Cobalt	11.4	mg/kg		J	J	5.8	I02
WBG-262	WBG4213	11/1/2000	Grab	Surface Soil	0	1 FT		Inorganics	Cobalt	11.4	mg/kg		J	J	6	I02
WBGss-347	WB3023	8/9/2000	Grab	Soil	0	1 NA	Pad 58, Plot 158	Inorganics	Cobalt	11.3	mg/kg		J	J	5.8	I02
WBG-287	WBG4242	10/31/2000	Grab	Surface Soil	0	1 FT		Inorganics	Cobalt	11.2	mg/kg		J	J	6.5	I02
WBGss-114	WB0703	4/23/1998	Grab Composite	Surface Soil	0	1 FT		Inorganics	Cobalt	11.2	mg/kg	B	J	J	18.2	I02
WBGss-115	WB0704	4/23/1998	Grab Composite	Surface Soil	0	1 FT		Inorganics	Cobalt	11.2	mg/kg	B	J	J	18.3	I02
WBGss-178	WB0890	5/4/1998	Grab Composite	Surface Soil	0	1 FT		Inorganics	Cobalt	11.1	mg/kg	B	J	J	20.4	
WBG-270	WBG4225	11/1/2000	Grab	Surface Soil	0	1 FT		Inorganics	Cobalt	10.8	mg/kg		J	J	6.3	I02
WBG-268	WBG4223	11/1/2000	Grab	Surface Soil	0	1 FT		Inorganics	Cobalt	10.6	mg/kg		J	J	6.8	I02
WBGss-118	WB0707	4/22/1998	Grab Composite	Surface Soil	0	1 FT		Inorganics	Cobalt	10.5	mg/kg	B	J	J	20.9	
WBGss-346	WB3022	8/9/2000	Grab	Soil	0	1 NA	Pad 58, Plot 156	Inorganics	Cobalt	10.3	mg/kg		J	J	5.7	I02
WBGss-140	WB0729	4/22/1998	Grab Composite	Surface Soil	0	1 FT		Inorganics	Cobalt	10.3	mg/kg	B	J	J	20.9	
WBGss-122	WB0711	4/22/1998	Grab Composite	Surface Soil	0	1 FT		Inorganics	Cobalt	10.2	mg/kg	B	J	J	19.2	
WBGss-344	WB3020	8/9/2000	Grab	Soil	0	1 NA	Pad 58, Plot 104	Inorganics	Cobalt	10.1	mg/kg		J	J	5.8	I02
WBG-286	WBG4241	10/31/2000	Grab	Surface Soil	0	1 FT		Inorganics	Cobalt	10	mg/kg		J	J	6.3	I02
WBGss-144	WB0733	4/23/1998	Grab Composite	Surface Soil	0	1 FT		Inorganics	Cobalt	10	mg/kg	B	J	J	20.4	
WBGss-352	WB3021	8/9/2000	Grab	Soil	0	1 NA	Pad 58, Plot 234/235	Inorganics	Cobalt	9.9	mg/kg		J	J	5.7	I02
WBGss-148	WB0737	4/23/1998	Grab Composite	Surface Soil	0	1 FT		Inorganics	Cobalt	9.9	mg/kg	B	J	J	18.5	
WBGss-179	WB0891	5/4/1998	Grab Composite	Surface Soil	0	1 FT		Inorganics	Cobalt	9.9	mg/kg	B	J	J	19.5	
WBG-288	WBG4243	10/31/2000	Grab	Surface Soil	0	1 FT		Inorganics	Cobalt	9.8	mg/kg		J	J	6.6	I02
WBGss-188	WB0913	5/6/1998	Grab	Surface Soil	0	1 FT		Inorganics	Cobalt	9.8	mg/kg	B	J	J	19.1	
WBGss-189	WB0914	5/6/1998	Grab	Surface Soil	0	1 FT		Inorganics	Cobalt	9.8	mg/kg	B	J	J	18.2	
WBGss-145	WB0734	4/23/1998	Grab Composite	Surface Soil	0	1 FT		Inorganics	Cobalt	9.7	mg/kg	B	J	J	19.9	
WBGss-111	WB0700	4/23/1998	Grab Composite	Surface Soil	0	1 FT		Inorganics	Cobalt	9.5	mg/kg	B	J	J	17.9	I02
WBGss-359	WB3027	8/9/2000	Grab	Soil	0	1 NA	Pad 59, Plot 108	Inorganics	Cobalt	9.4	mg/kg		J	J	5.8	I02
WBGss-120	WB0709	4/22/1998	Grab Composite	Surface Soil	0	1 FT		Inorganics	Cobalt	9.4	mg/kg	B	J	J	19.8	
WBGss-173	WB0885	4/26/1998	Grab	Surface Soil	0	1 FT	ARCHIVED	Inorganics	Cobalt	9.3	mg/kg	B	J	J	17.9	
WBGss-353	WB3024	8/9/2000	Grab	Soil	0	1 NA	Pad 58, Plot 251	Inorganics	Cobalt	9.3	mg/kg		J	J	5.7	I02
WBG-272	WBG4227	11/1/2000	Grab	Surface Soil	0	1 FT		Inorganics	Cobalt	9.2	mg/kg		J	J	6.1	I02
WBGss-109	WB0698	4/23/1998	Grab Composite	Surface Soil	0	1 FT		Inorganics	Cobalt	9	mg/kg	B	J	J	20	I02
WBGss-139	WB0728	4/22/1998	Grab Composite	Surface Soil	0	1 FT		Inorganics	Cobalt	9	mg/kg	B	J	J	19.8	
WBGss-105	WB0694	4/23/1998	Grab Composite	Surface Soil	0	1 FT		Inorganics	Cobalt	8.9	mg/kg	B	J	J	19	I02
WBGss-169	WB0884	4/26/1998	Grab	Surface Soil	0	1 FT		Inorganics	Cobalt	8.8	mg/kg	B	J	J	18.1	
WBGss-150	WB0739	4/23/1998	Grab Composite	Surface Soil	0	1 FT		Inorganics	Cobalt	8.8	mg/kg	B	J	J	18.3	
WBGss-172	WB0883	5/4/1998	Grab Composite	Surface Soil	0	1 FT		Inorganics	Cobalt	8.8	mg/kg	B	J	J	17.9	
WBGss-113	WB0702	4/23/1998	Grab Composite	Surface Soil	0	1 FT		Inorganics	Cobalt	8.7	mg/kg	B	J	J	17.1	
WBGss-129	WB0718	4/22/1998	Grab Composite	Surface Soil	0	1 FT		Inorganics	Cobalt	8.6	mg/kg	B	J	J	19.4	
WBGss-147	WB0736	4/23/1998	Grab Composite	Surface Soil	0	1 FT		Inorganics	Cobalt	8.6	mg/kg	B	J	J	18.9	
WBG-292	WBG4247	10/31/2000	Grab	Surface Soil	0	1 FT		Inorganics	Cobalt	8.5	mg/kg		J	J	6.7	I02
WBGss-101	WB0690	4/23/1998	Grab Composite	Surface Soil	0	1 FT		Inorganics	Cobalt	8.5	mg/kg	B	J	J	19	I02
WBGss-194	WB0935	5/7/1998	Grab	Surface Soil	0	1 FT		Inorganics	Cobalt	8.4	mg/kg	B	J	J	19	
WBGss-371	WB3026	8/9/2000	Grab	Soil	0	1 NA	Pad 59, Plot 253	Inorganics	Cobalt	8.4	mg/kg		J	J	6	I02
WBGss-134	WB0723	4/21/1998	Grab Composite	Surface Soil	0	1 FT		Inorganics	Cobalt	8.4	mg/kg	B	J	J	18.3	
WBGss-171	WB0882	5/4/1998	Grab Composite	Surface Soil	0	1 FT		Inorganics	Cobalt	8.4	mg/kg	B	J	J	18.4	
WBG-284	WBG4239	10/31/2000	Grab	Surface Soil	0	1 FT		Inorganics	Cobalt	8.3	mg/kg		J	J	6.5	I02
WBGss-174	WB0886	4/26/1998	Grab	Surface Soil	0	1 FT	ARCHIVED	Inorganics	Cobalt	8.3	mg/kg	B	J	J	19	
WBGss-193	WB0932	5/7/1998	Grab	Surface Soil	0	1 FT		Inorganics	Cobalt	8.3	mg/kg	B	J	J	21.5	
WBGss-108	WB0697	4/23/1998	Grab Composite	Surface Soil	0	1 FT		Inorganics	Cobalt	8.3	mg/kg	B	J	J	18.9	I02
WBGss-132	WB0721	4/21/1998	Grab Composite	Surface Soil	0	1 FT		Inorganics	Cobalt	8.3	mg/kg	B	J	J	20.9	
WBGss-128	WB0717	4/22/1998	Grab Composite	Surface Soil	0	1 FT		Inorganics	Cobalt	8.2	mg/kg	B	J	J	17.8	
WBG-271	WBG4226	11/1/2000	Grab	Surface Soil	0	1 FT		Inorganics	Cobalt	8.1	mg/kg		J	J	6.6	I02
WBGss-175	WB0887	5/4/1998	Grab Composite	Surface Soil	0	1 FT		Inorganics	Cobalt	8.1	mg/kg	B	J	J	20.4	
WBG-232	WBG4111	10/22/2000	Grab	Surface Soil	0	1 FT		Inorganics	Cobalt	7.9	mg/kg		J	J	5.8	I02
WBGss-170	WB0881	5/4/1998	Grab Composite	Surface Soil	0	1 FT		Inorganics	Cobalt	7.8	mg/kg	B	J	J	20.7	
WBGss-187	WB0912	5/6/1998	Grab	Surface Soil	0	1 FT		Inorganics	Cobalt	7.7	mg/kg	B	J	J	19.1	
WBGss-168	WB0768	4/29/1998	Grab	Surface Soil	0	1 FT		Inorganics	Cobalt	7.6	mg/kg	B	J	J	18.6	
WBGss-136	WB0725	4/22/1998	Grab Composite	Surface Soil	0	1 FT		Inorganics	Cobalt	7.6	mg/kg	B	J	J	19.9	
WBGss-137	WB0726	4/22/1998	Grab Composite	Surface Soil	0	1 FT		Inorganics	Cobalt	7.5	mg/kg	B	J	J	20.3	
WBGss-100	WB0689	4/23/1998	Grab Composite	Surface Soil	0	1 FT		Inorganics	Cobalt	7.2	mg/kg	B	J	J	18.8	I02
WBG-285	WBG4240	10/31/2000	Grab	Surface Soil	0	1 FT		Inorganics	Cobalt	7.1	mg/kg		J	J	6.2	I02
WBGss-117	WB0706	4/22/1998	Grab Composite	Surface Soil	0	1 FT		Inorganics	Cobalt	7.1	mg/kg	B	J	J	18	
WBGss-133	WB0722	4/21/1998	Grab Composite	Surface Soil	0	1 FT		Inorganics	Cobalt	7.1	mg/kg	B	J	J	20	
WBGss-104	WB0693	4/23/1998	Grab Composite	Surface Soil	0	1 FT		Inorganics	Cobalt	7	mg/kg	B	J	J	18.2	I02
WBGss-119	WB0708	4/22/1998	Grab Composite	Surface Soil	0	1 FT		Inorganics	Cobalt	6.9	mg/kg	B	J	J	18.8	
WBGss-143	WB0732	4/22/1998	Grab Composite	Surface Soil	0	1 FT		Inorganics	Cobalt	6.9	mg/kg	B	J	J	17.1	
WBGss-131	WB0720	4/21/1998	Grab Composite	Surface Soil	0	1 FT		Inorganics	Cobalt	6.8	mg/kg	B	J	J	18.4	
WBG-247	WBG4162	10/22/2000	Grab	Surface Soil	0	1 FT		Inorganics	Cobalt	6.4	mg/kg		J	J	6.3	I02
WBG-290	WBG4245	10/31/2000	Grab	Surface Soil	0	1 FT		Inorganics	Cobalt	6.4	mg/kg		J	J	6.4	I02
WBGss-176	WB0888	4/26/1998	Grab	Surface Soil	0	1 FT	ARCHIVED	Inorganics	Cobalt	6.4	mg/kg	B	J	J	18.8	
WBG-214	WBG4055	10/18/2000	Grab	Surface Soil	0	1 FT		Inorganics	Cobalt	6.3	mg/kg	B	J	J	6.6	
WBGss-103	WB0692	4/23/1998	Grab Composite	Surface Soil	0	1 FT		Inorganics	Cobalt	6.3	mg/kg	B	J	J	18.8	I02
WBGss-107	WB0696	4/23/1998	Grab Composite	Surface Soil	0	1 FT		Inorganics	Cobalt	6.3	mg/kg	B	J	J	17.9	I02
WBGss-123	WB0712	4/22/1998	Grab Composite	Surface Soil	0	1 FT		Inorganics	Cobalt	6.1	mg/kg	B	J	J	17.8	
WBG-289	WBG4244	10/31/2000	Grab	Surface Soil	0	1 FT		Inorganics	Cobalt	5.9	mg/kg	B	J	J	6.1	I02
WBGss-135	WB0724	4/21/1998	Grab Composite	Surface Soil	0	1 FT		Inorganics	Cobalt	5.9	mg/kg	B	J	J	17.5	
WBG-239	WBG4136	10/21/2000	Grab	Surface Soil	0	1 FT		Inorganics	Cobalt	5.7	mg/kg	B	J	J	6.2	
WBG-279	WBG4234	10/31/2000	Grab	Surface Soil	0	1 FT		Inorganics	Cobalt	5.7	mg/kg	B	J	J	6.3	I02
WBGss-102	WB0691	4/23/1998	Grab Composite	Surface Soil	0	1 FT		Inorganics	Cobalt	5.7	mg/kg	B	J	J	17.6	I02
WBGss-112	WB0701	4/23/1998	Grab Composite	Surface Soil	0	1 FT		Inorganics	Cobalt	5.7	mg/kg	B	J	J	18.7	I02
WBGss-051	WBGSS-051-0509-SO	8/8/1996	Grab Composite	Surface Soil	0	2 FT		Inorganics	Cobalt	5.5	mg/kg		J	J	0.06	D10
WBGss-138	WB0727	4/22/1998	Grab Composite	Surface Soil	0	1 FT		Inorganics	Cobalt	5.4	mg/kg	B	J	J	17.8	
WBGss-146	WB0735	4/23/1998	Grab Composite	Surface Soil	0	1 FT		Inorganics	Cobalt	5.4	mg/kg	B	J	J	16.9	

Station	Sample ID	Date Collected	Sample Type	Media	Depth			Sample Comment	Analysis	Chemical	Results	Units	Lab Qual	Data Qual	Qual	Detection Limit	Validation Code
WBG-293	WBG4248	10/31/2000	Grab	Surface Soil	0	1	FT		Inorganics	Cobalt	5.1	mg/kg	B	J	J	6.3	I02
WBG-249	WBG4170	10/23/2000	Grab	Surface Soil	0	1	FT		Inorganics	Cobalt	5	mg/kg	B	J	J	5.6	
WBGss-110	WB0699	4/23/1998	Grab Composite	Surface Soil	0	1	FT		Inorganics	Cobalt	4.9	mg/kg	B	J	J	18.9	I02
WBGss-130	WB0719	4/22/1998	Grab Composite	Surface Soil	0	1	FT		Inorganics	Cobalt	4.9	mg/kg	B	J	J	18.4	
WBG-260	WBG4207	10/23/2000	Grab	Surface Soil	0	1	FT		Inorganics	Cobalt	4.7	mg/kg	B	J	J	5.7	
WBG-234	WBG4119	10/19/2000	Grab	Surface Soil	0	1	FT		Inorganics	Cobalt	4.6	mg/kg	B	J	J	5.8	
WBGss-149	WB0738	4/23/1998	Grab Composite	Surface Soil	0	1	FT		Inorganics	Cobalt	4.6	mg/kg	B	J	J	18.7	
WBG-235	WBG4122	10/19/2000	Grab	Surface Soil	0	1	FT		Inorganics	Cobalt	4.4	mg/kg	B	J	J	6.1	
WBG-261	WBG4210	10/23/2000	Grab	Surface Soil	0	1	FT		Inorganics	Cobalt	4.3	mg/kg	B	J	J	6.2	
WBGss-106	WB0695	4/23/1998	Grab Composite	Surface Soil	0	1	FT		Inorganics	Cobalt	3.5	mg/kg	B	J	J	18.2	I02
WBG-255	WBG4190	10/17/2000	Grab	Surface Soil	0	1	FT		Inorganics	Cobalt	3.2	mg/kg	B	J	J	6	
WBG-254	WBG4187	10/16/2000	Grab	Surface Soil	0	1	FT		Inorganics	Cobalt	3.1	mg/kg	B	J	J	6	
WBG-256	WBG4193	10/17/2000	Grab	Surface Soil	0	1	FT		Inorganics	Cobalt	3.1	mg/kg	B	J	J	6.1	
WBG-259	WBG4204	10/23/2000	Grab	Surface Soil	0	1	FT		Inorganics	Cobalt	3.1	mg/kg	B	J	J	5.7	
WBG-246	WBG4159	10/23/2000	Grab	Surface Soil	0	1	FT		Inorganics	Cobalt	1.6	mg/kg	B	J	J	6.2	
WBGss-141	WB0730	4/22/1998	Grab Composite	Surface Soil	0	1	FT		Inorganics	Cobalt	1.4	mg/kg	B	J	J	19.9	
WBGss-177	WB0889	5/4/1998	Grab Composite	Surface Soil	0	1	FT		Inorganics	Cobalt	1.2	mg/kg	B	J	J	18.3	
WBGss-154	WB0743	5/6/1998	Grab Composite	Surface Soil	0	1	FT		Inorganics	Cobalt	0.92	mg/kg	B	J	J	15.1	
WBGss-142	WB0731	4/22/1998	Grab Composite	Surface Soil	0	1	FT		Inorganics	Cobalt	19.1	mg/kg	U	U	U	19.1	
WBGss-153	WB0742	5/6/1998	Grab Composite	Surface Soil	0	1	FT		Inorganics	Cobalt	15	mg/kg	U	U	U	15	
WBGss-120	WB0709	4/22/1998	Grab Composite	Surface Soil	0	1	FT		Inorganics	Copper	4100	mg/kg		=	=	3.3	
WBGss-168	WB0768	4/29/1998	Grab	Surface Soil	0	1	FT		Inorganics	Copper	1920	mg/kg		=	=	3.1	
WBGss-122	WB0711	4/22/1998	Grab Composite	Surface Soil	0	1	FT		Inorganics	Copper	1520	mg/kg		=	=	3.2	
WBG-246	WBG4159	10/23/2000	Grab	Surface Soil	0	1	FT		Inorganics	Copper	926	mg/kg		=	=	3.1	
WBG-247	WBG4162	10/22/2000	Grab	Surface Soil	0	1	FT		Inorganics	Copper	876	mg/kg		=	=	3.1	
WBG-255	WBG4190	10/17/2000	Grab	Surface Soil	0	1	FT		Inorganics	Copper	675	mg/kg		=	=	3	
WBGss-170	WB0881	5/4/1998	Grab Composite	Surface Soil	0	1	FT		Inorganics	Copper	653	mg/kg		=	=	3.4	
WBGss-359	WB3027	8/9/2000	Grab	Soil	0	1	NA	Pad 59, Plot 108	Inorganics	Copper	526	mg/kg		=	=	2.9	
WBGss-314	WB1007	8/8/2000	Grab	Soil	0	1	NA	Pad 37, Plot 265	Inorganics	Copper	491	mg/kg		=	=	2.8	
WBG-199	WBG4006	10/17/2000	Grab	Surface Soil	0	1	FT		Inorganics	Copper	469	mg/kg		=	=	3.2	
WBGss-174	WB0886	4/26/1998	Grab	Surface Soil	0	1	FT	ARCHIVED	Inorganics	Copper	316	mg/kg		=	=	3.2	
WBG-260	WBG4207	10/23/2000	Grab	Surface Soil	0	1	FT		Inorganics	Copper	184	mg/kg		=	=	2.9	
WBGss-141	WB0730	4/22/1998	Grab Composite	Surface Soil	0	1	FT		Inorganics	Copper	183	mg/kg		=	=	3.3	
WBGss-362	WB3025	8/9/2000	Grab	Soil	0	1	NA	Pad 59, Plot 140	Inorganics	Copper	166	mg/kg		=	=	2.9	
WBG-250	WBG4173	10/23/2000	Grab	Surface Soil	0	1	FT		Inorganics	Copper	161	mg/kg		=	=	3.1	
WBGss-142	WB0731	4/22/1998	Grab Composite	Surface Soil	0	1	FT		Inorganics	Copper	158	mg/kg		=	=	3.2	
WBG-200	WBG4009	10/17/2000	Grab	Surface Soil	0	1	FT		Inorganics	Copper	146	mg/kg		=	=	3.1	
WBGss-171	WB0882	5/4/1998	Grab Composite	Surface Soil	0	1	FT		Inorganics	Copper	138	mg/kg		=	=	3.1	
WBG-245	WBG4156	10/23/2000	Grab	Surface Soil	0	1	FT		Inorganics	Copper	137	mg/kg		=	=	3.1	
WBGss-173	WB0885	4/26/1998	Grab	Surface Soil	0	1	FT	ARCHIVED	Inorganics	Copper	132	mg/kg		=	=	3	
WBGss-128	WB0717	4/22/1998	Grab Composite	Surface Soil	0	1	FT		Inorganics	Copper	132	mg/kg		=	=	3	
WBGss-389	WB2016	8/8/2000	Grab	Soil	0	1	NA	Pad 66, Plot 242	Inorganics	Copper	131	mg/kg		=	=	2.8	
WBGss-132	WB0721	4/21/1998	Grab Composite	Surface Soil	0	1	FT		Inorganics	Copper	130	mg/kg		=	=	3.5	
WBG-261	WBG4210	10/23/2000	Grab	Surface Soil	0	1	FT		Inorganics	Copper	106	mg/kg		=	=	3.1	
WBGss-118	WB0707	4/22/1998	Grab Composite	Surface Soil	0	1	FT		Inorganics	Copper	105	mg/kg		=	=	3.5	
WBG-240	WBG4139	10/21/2000	Grab	Surface Soil	0	1	FT		Inorganics	Copper	97.7	mg/kg		=	=	3.1	
WBG-249	WBG4170	10/23/2000	Grab	Surface Soil	0	1	FT		Inorganics	Copper	94	mg/kg		=	=	2.8	
WBGss-133	WB0722	4/21/1998	Grab Composite	Surface Soil	0	1	FT		Inorganics	Copper	87	mg/kg		=	=	3.3	
WBG-259	WBG4204	10/23/2000	Grab	Surface Soil	0	1	FT		Inorganics	Copper	79.1	mg/kg		=	=	2.9	
WBG-296	WBG4315	11/2/2000	Grab	Surface Soil	0	1	FT		Inorganics	Copper	78.9	mg/kg		=	=	3.1	
WBGss-139	WB0728	4/22/1998	Grab Composite	Surface Soil	0	1	FT		Inorganics	Copper	63.8	mg/kg		=	=	3.3	
WBG-254	WBG4187	10/16/2000	Grab	Surface Soil	0	1	FT		Inorganics	Copper	57.6	mg/kg		=	=	3	
WBGss-134	WB0723	4/21/1998	Grab Composite	Surface Soil	0	1	FT		Inorganics	Copper	56.3	mg/kg		=	=	3	
WBGss-193	WB0932	5/7/1998	Grab	Surface Soil	0	1	FT		Inorganics	Copper	55.8	mg/kg		=	=	3.6	
WBGss-172	WB0883	5/4/1998	Grab Composite	Surface Soil	0	1	FT		Inorganics	Copper	54.6	mg/kg		=	=	3	
WBGss-175	WB0887	5/4/1998	Grab Composite	Surface Soil	0	1	FT		Inorganics	Copper	54.6	mg/kg		=	=	3.4	
WBG-243	WBG4150	10/21/2000	Grab	Surface Soil	0	1	FT		Inorganics	Copper	52	mg/kg		=	=	3	
WBGss-371	WB3026	8/9/2000	Grab	Soil	0	1	NA	Pad 59, Plot 253	Inorganics	Copper	51.7	mg/kg		=	=	3	
WBG-253	WBG4184	10/17/2000	Grab	Surface Soil	0	1	FT		Inorganics	Copper	50.9	mg/kg		=	=	3	
WBGss-347	WB3023	8/9/2000	Grab	Soil	0	1	NA	Pad 58, Plot 158	Inorganics	Copper	50.4	mg/kg		=	=	2.9	
WBGss-187	WB0912	5/6/1998	Grab	Surface Soil	0	1	FT		Inorganics	Copper	50.2	mg/kg		=	=	3.2	
WBGss-169	WB0884	4/26/1998	Grab	Surface Soil	0	1	FT		Inorganics	Copper	49.9	mg/kg		=	=	3	
WBGss-135	WB0724	4/21/1998	Grab Composite	Surface Soil	0	1	FT		Inorganics	Copper	49.6	mg/kg		=	=	2.9	
WBGss-178	WB0890	5/4/1998	Grab Composite	Surface Soil	0	1	FT		Inorganics	Copper	49.2	mg/kg		=	=	3.4	
WBGss-388	WB2017	8/8/2000	Grab	Soil	0	1	NA	Pad 66, Plot 226	Inorganics	Copper	47.8	mg/kg		=	=	3	
WBGss-137	WB0726	4/22/1998	Grab Composite	Surface Soil	0	1	FT		Inorganics	Copper	47.6	mg/kg		=	=	3.4	
WBGss-123	WB0712	4/22/1998	Grab Composite	Surface Soil	0	1	FT		Inorganics	Copper	44.2	mg/kg		=	=	3	
WBGss-176	WB0888	4/26/1998	Grab	Surface Soil	0	1	FT	ARCHIVED	Inorganics	Copper	44.1	mg/kg		=	=	3.1	
WBGss-177	WB0889	5/4/1998	Grab Composite	Surface Soil	0	1	FT		Inorganics	Copper	43.5	mg/kg		=	=	3.1	
WBGss-194	WB0935	5/7/1998	Grab	Surface Soil	0	1	FT		Inorganics	Copper	43.2	mg/kg		=	=	3.2	
WBGss-179	WB0891	5/4/1998	Grab Composite	Surface Soil	0	1	FT		Inorganics	Copper	42.7	mg/kg		=	=	3.3	
WBGss-130	WB0719	4/22/1998	Grab Composite	Surface Soil	0	1	FT		Inorganics	Copper	42.2	mg/kg		=	=	3.1	
WBG-226	WBG4091	10/20/2000	Grab	Surface Soil	0	1	FT		Inorganics	Copper	39.7	mg/kg		=	=	3	
WBGss-119	WB0708	4/22/1998	Grab Composite	Surface Soil	0	1	FT		Inorganics	Copper	37.5	mg/kg		=	=	3.1	
WBGss-140	WB0729	4/22/1998	Grab Composite	Surface Soil	0	1	FT		Inorganics	Copper	36.8	mg/kg		=	=	3.5	
WBGss-344	WB3020	8/9/2000	Grab	Soil	0	1	NA	Pad 58, Plot 104	Inorganics	Copper	36.3	mg/kg		=	=	2.9	
WBGss-136	WB0725	4/22/1998	Grab Composite	Surface Soil	0	1	FT		Inorganics	Copper	35.9	mg/kg		=	=	3.3	
WBGss-129	WB0718	4/22/1998	Grab Composite	Surface Soil	0	1	FT		Inorganics	Copper	32	mg/kg		=	=	3.2	
WBGss-390	WB2018	8/8/2000	Grab	Soil	0	1	NA	Pad 66, Plot 243	Inorganics	Copper	31.6	mg/kg		=	=	3	
WBG-231	WBG4108	10/21/2000	Grab	Surface Soil	0	1	FT		Inorganics	Copper	29.7	mg/kg		=	=	3.3	
WBGss-072	WBGSS-072-0536-SO	8/9/1996	Grab Composite	Surface Soil	0	2	FT		Inorganics	Copper	29.3	mg/kg	*	=	=	0.39	
WBG-258	WBG4201	11/1/2000	Grab	Surface Soil	0	1	FT		Inorganics	Copper	28.9	mg/kg		=	=	3.1	
WBG-203	WBG4018	10/22/2000	Grab	Surface Soil	0	1	FT		Inorganics	Copper	28.3	mg/kg		=	=	2.9	
WBG-201	WBG4012	10/17/2000	Grab	Surface Soil	0	1	FT		Inorganics	Copper	27.8	mg/kg		=	=	3	
WBG-263	WBG4216	11/1/2000	Grab	Surface Soil	0	1	FT		Inorganics	Copper	27.2	mg/kg		=	=	3.1	
WBG-242	WBG4145	10/22/2000	Grab	Surface Soil	0	1	FT		Inorganics	Copper	26.5	mg/kg		=	=	3.1	
WBGss-326	WB1001	8/8/2000	Grab	Soil	0	1	NA	Pad 38, Plot 154	Inorganics	Copper	24.3	mg/kg		=	=	2.9	
WBGss-353	WB3024	8/9/2000	Grab	Soil	0	1	NA	Pad 58, Plot 251	Inorganics	Copper	24.2	mg/kg		=	=	2.9	
WBG-241	WBG4142	10/21/2000	Grab	Surface Soil	0	1	FT		Inorganics	Copper	23.7	mg/kg		=	=	3	
WBGss-143	WB0732	4/22/1998	Grab Composite	Surface Soil	0	1	FT		Inorganics	Copper	22.8	mg/kg		=	=	2.9	
WBGss-346	WB3022	8/9/2000	Grab	Soil	0	1	NA	Pad 58, Plot 156	Inorganics	Copper	20.9	mg/kg		=	=	2.9	
WBGss-324	WB1002	8/8/2000	Grab	Soil	0	1	NA	Pad 38, Plot 126	Inorganics	Copper	20.2	mg/kg		=	=	2.9	
WBGss-322	WB1003	8/8/2000	Grab	Soil	0	1	NA	Pad 38, Plot 30	Inorganics	Copper	20.1	mg/kg		=	=	2.9	

Station	Sample ID	Date Collected	Sample Type	Media	Depth	Sample Comment	Analysis	Chemical	Results	Units	Lab Qual	Data Qual	Qual	Detection Limit	Validation Code
WBG-227	WBG4094	10/22/2000	Grab	Surface Soil	0 1 FT		Inorganics	Copper	19.9	mg/kg		=	=	3.2	
WBGss-188	WB0913	5/6/1998	Grab	Surface Soil	0 1 FT		Inorganics	Copper	19.9	mg/kg		=	=	3.2	
WBG-281	WBG4236	10/24/2000	Grab	Surface Soil	0 1 FT		Inorganics	Copper	19.5	mg/kg		=	=	3	
WBG-256	WBG4193	10/17/2000	Grab	Surface Soil	0 1 FT		Inorganics	Copper	19.4	mg/kg		=	=	3.1	
WBG-274	WBG4229	10/24/2000	Grab	Surface Soil	0 1 FT		Inorganics	Copper	19.4	mg/kg		=	=	3.2	
WBGss-352	WB3021	8/9/2000	Grab	Soil	0 1 NA	Pad 58, Plot 234/235	Inorganics	Copper	19.3	mg/kg		=	=	2.9	
WBGss-308	WB1008	8/8/2000	Grab	Soil	0 1 NA	Pad 37, Plot 130	Inorganics	Copper	19.1	mg/kg		=	=	3	
WBG-232	WBG4111	10/22/2000	Grab	Surface Soil	0 1 FT		Inorganics	Copper	18.9	mg/kg		=	=	2.9	
WBGss-021	WBGSS-021-0478-SO	8/5/1996	Grab Composite	Surface Soil	0 2 FT	Volatile samples collected at 1.5 ft bgs.	Inorganics	Copper	18.8	mg/kg	*	=	=	0.38	
WBGss-189	WB0914	5/6/1998	Grab	Surface Soil	0 1 FT		Inorganics	Copper	18.3	mg/kg		=	=	3	
WBG-230	WBG4105	10/20/2000	Grab	Surface Soil	0 1 FT		Inorganics	Copper	17.9	mg/kg		=	=	3.2	
WBGss-325	WB1004	8/8/2000	Grab	Soil	0 1 NA	Pad 38, Plot 135	Inorganics	Copper	17.9	mg/kg		=	=	2.8	
WBGss-138	WB0727	4/22/1998	Grab Composite	Surface Soil	0 1 FT		Inorganics	Copper	17.9	mg/kg		=	=	3	
WBG-275	WBG4230	10/24/2000	Grab	Surface Soil	0 1 FT		Inorganics	Copper	17.7	mg/kg		=	=	3.1	
WBG-237	WBG4128	10/22/2000	Grab	Surface Soil	0 1 FT		Inorganics	Copper	17.6	mg/kg		=	=	3.1	
WBGss-313	WB1006	8/8/2000	Grab	Soil	0 1 NA	Pad 37, Plot 236	Inorganics	Copper	17.6	mg/kg		=	=	3.1	
WBG-278	WBG4233	10/24/2000	Grab	Surface Soil	0 1 FT		Inorganics	Copper	17.4	mg/kg		=	=	3.3	
WBGss-117	WB0706	4/22/1998	Grab Composite	Surface Soil	0 1 FT		Inorganics	Copper	17.3	mg/kg		=	=	3	
WBG-239	WBG4136	10/21/2000	Grab	Surface Soil	0 1 FT		Inorganics	Copper	17	mg/kg		=	=	3.1	
WBGss-131	WB0720	4/21/1998	Grab Composite	Surface Soil	0 1 FT		Inorganics	Copper	16.6	mg/kg		=	=	3.1	
WBG-251	WBG4176	10/23/2000	Grab	Surface Soil	0 1 FT		Inorganics	Copper	16.5	mg/kg		=	=	3.2	
WBG-267	WBG4222	10/24/2000	Grab	Surface Soil	0 1 FT		Inorganics	Copper	16.3	mg/kg		=	=	3.1	
WBG-223	WBG4082	10/20/2000	Grab	Surface Soil	0 1 FT		Inorganics	Copper	16.2	mg/kg		=	=	2.9	
WBGss-299	WB1009	8/8/2000	Grab	Soil	0 1 NA	Pad 37, Plot 11	Inorganics	Copper	15.3	mg/kg		=	=	2.9	
WBG-224	WBG4085	10/20/2000	Grab	Surface Soil	0 1 FT		Inorganics	Copper	14.7	mg/kg		=	=	3.2	
WBGss-008	WBGSS-008-0463-SO	7/30/1996	Grab Composite	Surface Soil	0 2 FT	VOCs collected from 1.5- 2.0 ft depth.	Inorganics	Copper	14.4	mg/kg		=	=	0.39	
WBG-233	WBG4116	10/20/2000	Grab	Surface Soil	0 1 FT		Inorganics	Copper	13.3	mg/kg		=	=	3.1	
WBGss-051	WBGSS-051-0509-SO	8/8/1996	Grab Composite	Surface Soil	0 2 FT		Inorganics	Copper	13.1	mg/kg	*	=	=	0.4	
WBGss-031	WBGSS-031-0488-SO	8/7/1996	Grab Composite	Surface Soil	0 2 FT	West of pad #37	Inorganics	Copper	13	mg/kg		=	=	0.38	
WBG-238	WBG4133	10/21/2000	Grab	Surface Soil	0 1 FT		Inorganics	Copper	12.6	mg/kg		=	=	3.3	
WBG-297	WBG4316	11/2/2000	Grab	Surface Soil	0 1 FT		Inorganics	Copper	11.3	mg/kg		=	=	3.1	
WBG-229	WBG4102	10/21/2000	Grab	Surface Soil	0 1 FT		Inorganics	Copper	11.1	mg/kg		=	=	3.2	
WBGss-334	WB1005	8/8/2000	Grab	Soil	0 1 NA	Pad 38, Plot 295	Inorganics	Copper	10.5	mg/kg		=	=	3	
WBG-276	WBG4231	10/24/2000	Grab	Surface Soil	0 1 FT		Inorganics	Copper	10.3	mg/kg		=	=	3	
WBG-277	WBG4232	10/24/2000	Grab	Surface Soil	0 1 FT		Inorganics	Copper	10.3	mg/kg		=	=	3.1	
WBG-269	WBG4224	10/24/2000	Grab	Surface Soil	0 1 FT		Inorganics	Copper	10	mg/kg		=	=	3.2	
WBGss-066	WBGSS-066-0528-SO	8/9/1996	Grab Composite	Surface Soil	0 2 FT		Inorganics	Copper	9.9	mg/kg	*	=	=	0.4	
WBGss-341	WB3019	8/9/2000	Grab	Soil	0 1 NA	Pad 58, Plot 45	Inorganics	Copper	9.6	mg/kg		=	=	2.9	
WBGss-076	WBGSS-076-0541-SO	8/9/1996	Grab Composite	Surface Soil	0 2 FT		Inorganics	Copper	9.3	mg/kg	*	=	=	0.38	
WBG-225	WBG4088	10/20/2000	Grab	Surface Soil	0 1 FT		Inorganics	Copper	7.8	mg/kg		=	=	3.3	
WBGss-146	WB0735	4/23/1998	Grab Composite	Surface Soil	0 1 FT		Inorganics	Copper	16800	mg/kg		J	J	14	E07
WBGss-145	WB0734	4/23/1998	Grab Composite	Surface Soil	0 1 FT		Inorganics	Copper	2230	mg/kg		J	J	3.3	E07
WBG-213	WBG4052	10/18/2000	Grab	Surface Soil	0 1 FT		Inorganics	Copper	479	mg/kg		J	J	3.1	I01
WBG-234	WBG4119	10/19/2000	Grab	Surface Soil	0 1 FT		Inorganics	Copper	416	mg/kg		J	J	2.9	I01
WBG-207	WBG4032	10/18/2000	Grab	Surface Soil	0 1 FT		Inorganics	Copper	344	mg/kg		J	J	3.2	I01
WBGss-149	WB0738	4/23/1998	Grab Composite	Surface Soil	0 1 FT		Inorganics	Copper	261	mg/kg		J	J	3.1	E07
WBG-257	WBG4196	10/30/2000	Grab	Surface Soil	0 1 FT		Inorganics	Copper	252	mg/kg		J	J	2.9	I01
WBGss-114	WB0703	4/23/1998	Grab Composite	Surface Soil	0 1 FT		Inorganics	Copper	252	mg/kg		J	J	3	I01
WBG-235	WBG4122	10/19/2000	Grab	Surface Soil	0 1 FT		Inorganics	Copper	219	mg/kg		J	J	3	I01
WBG-209	WBG4038	10/18/2000	Grab	Surface Soil	0 1 FT		Inorganics	Copper	177	mg/kg		J	J	3.4	I01
WBGss-150	WB0739	4/23/1998	Grab Composite	Surface Soil	0 1 FT		Inorganics	Copper	140	mg/kg		J	J	3	E07
WBG-215	WBG4058	10/18/2000	Grab	Surface Soil	0 1 FT		Inorganics	Copper	112	mg/kg		J	J	3.3	I01
WBGss-116	WB0705	4/23/1998	Grab Composite	Surface Soil	0 1 FT		Inorganics	Copper	109	mg/kg		J	J	3.5	I01
WBGss-109	WB0698	4/23/1998	Grab Composite	Surface Soil	0 1 FT		Inorganics	Copper	82	mg/kg		J	J	3.3	I01
WBG-208	WBG4035	10/18/2000	Grab	Surface Soil	0 1 FT		Inorganics	Copper	68.7	mg/kg		J	J	3.1	I01
WBGss-148	WB0737	4/23/1998	Grab Composite	Surface Soil	0 1 FT		Inorganics	Copper	62.5	mg/kg		J	J	3.1	E07
WBGss-107	WB0696	4/23/1998	Grab Composite	Surface Soil	0 1 FT		Inorganics	Copper	59	mg/kg		J	J	3	I01
WBG-212	WBG4049	10/18/2000	Grab	Surface Soil	0 1 FT		Inorganics	Copper	52.5	mg/kg		J	J	3	I01
WBG-210	WBG4041	10/30/2000	Grab	Surface Soil	0 1 FT		Inorganics	Copper	52.4	mg/kg		J	J	2.9	I01
WBGss-115	WB0704	4/23/1998	Grab Composite	Surface Soil	0 1 FT		Inorganics	Copper	46.9	mg/kg		J	J	3	I01
WBG-206	WBG4029	10/18/2000	Grab	Surface Soil	0 1 FT		Inorganics	Copper	41.9	mg/kg		J	J	3	I01
WBGss-144	WB0733	4/23/1998	Grab Composite	Surface Soil	0 1 FT		Inorganics	Copper	36	mg/kg	L	J	J	3.4	E07
WBGss-147	WB0736	4/23/1998	Grab Composite	Surface Soil	0 1 FT		Inorganics	Copper	32.8	mg/kg		J	J	3.2	E07
WBG-205	WBG4026	10/18/2000	Grab	Surface Soil	0 1 FT		Inorganics	Copper	31.6	mg/kg		J	J	3.1	I01
WBGss-113	WB0702	4/23/1998	Grab Composite	Surface Soil	0 1 FT		Inorganics	Copper	25	mg/kg		J	J	2.8	E07
WBG-283	WBG4238	10/31/2000	Grab	Surface Soil	0 1 FT		Inorganics	Copper	23.6	mg/kg		J	J	3.1	I02
WBG-204	WBG4023	10/18/2000	Grab	Surface Soil	0 1 FT		Inorganics	Copper	22.6	mg/kg		J	J	3.1	I01
WBGss-101	WB0690	4/23/1998	Grab Composite	Surface Soil	0 1 FT		Inorganics	Copper	22.5	mg/kg		J	J	3.2	I01
WBGss-111	WB0700	4/23/1998	Grab Composite	Surface Soil	0 1 FT		Inorganics	Copper	22.5	mg/kg		J	J	3	I01
WBG-214	WBG4055	10/18/2000	Grab	Surface Soil	0 1 FT		Inorganics	Copper	22	mg/kg		J	J	3.3	I01
WBG-262	WBG4213	11/1/2000	Grab	Surface Soil	0 1 FT		Inorganics	Copper	21.4	mg/kg		J	J	3	I02
WBG-282	WBG4237	10/31/2000	Grab	Surface Soil	0 1 FT		Inorganics	Copper	20.3	mg/kg		J	J	3.1	I02
WBG-279	WBG4234	10/31/2000	Grab	Surface Soil	0 1 FT		Inorganics	Copper	19	mg/kg		J	J	3.2	I02
WBGss-108	WB0697	4/23/1998	Grab Composite	Surface Soil	0 1 FT		Inorganics	Copper	18.9	mg/kg		J	J	3.1	I01
WBG-287	WBG4242	10/31/2000	Grab	Surface Soil	0 1 FT		Inorganics	Copper	18.4	mg/kg		J	J	3.3	I02
WBGss-102	WB0691	4/23/1998	Grab Composite	Surface Soil	0 1 FT		Inorganics	Copper	18.3	mg/kg		J	J	2.9	I01
WBGss-105	WB0694	4/23/1998	Grab Composite	Surface Soil	0 1 FT		Inorganics	Copper	17.3	mg/kg		J	J	3.2	I01
WBGss-100	WB0689	4/23/1998	Grab Composite	Surface Soil	0 1 FT		Inorganics	Copper	17.1	mg/kg		J	J	3.1	I01
WBG-268	WBG4223	11/1/2000	Grab	Surface Soil	0 1 FT		Inorganics	Copper	16.4	mg/kg		J	J	3.4	I02
WBG-285	WBG4240	10/31/2000	Grab	Surface Soil	0 1 FT		Inorganics	Copper	16.4	mg/kg		J	J	3.1	I02
WBG-288	WBG4243	10/31/2000	Grab	Surface Soil	0 1 FT		Inorganics	Copper	16.4	mg/kg		J	J	3.3	I02
WBGss-110	WB0699	4/23/1998	Grab Composite	Surface Soil	0 1 FT		Inorganics	Copper	15.7	mg/kg		J	J	3.2	I01
WBGss-112	WB0701	4/23/1998	Grab Composite	Surface Soil	0 1 FT		Inorganics	Copper	14.8	mg/kg		J	J	3.1	I01
WBG-270	WBG4225	11/1/2000	Grab	Surface Soil	0 1 FT		Inorganics	Copper	13.5	mg/kg		J	J	3.2	I02
WBGss-103	WB0692	4/23/1998	Grab Composite	Surface Soil	0 1 FT		Inorganics	Copper	12.5	mg/kg		J	J	3.1	I01
WBGss-104	WB0693	4/23/1998	Grab Composite	Surface Soil	0 1 FT		Inorganics	Copper	12.5	mg/kg		J	J	3	I01
WBG-272	WBG4227	11/1/2000	Grab	Surface Soil	0 1 FT		Inorganics	Copper	12.2	mg/kg		J	J	3.1	I02
WBG-271	WBG4226	11/1/2000	Grab	Surface Soil	0 1 FT		Inorganics	Copper	12.1	mg/kg		J	J	3.3	I02
WBG-266	WBG4221	10/30/2000	Grab	Surface Soil	0 1 FT		Inorganics	Copper	11.4	mg/kg		J	J	3.2	I01
WBG-264	WBG4219	10/30/2000	Grab	Surface Soil	0 1 FT		Inorganics	Copper	11	mg/kg		J	J	3.2	I01
WBG-284	WBG4239	10/31/2000	Grab	Surface Soil	0 1 FT		Inorganics	Copper	10.9	mg/kg		J	J	3.3	I02
WBG-292	WBG4247	10/31/2000	Grab	Surface Soil	0 1 FT		Inorganics	Copper	10.8	mg/kg		J	J	3.3	I02
WBGss-106	WB0695	4/23/1998	Grab Composite	Surface Soil	0 1 FT		Inorganics	Copper	10.6	mg/kg		J	J	3	I01

Station	Sample ID	Date Collected	Sample Type	Media	Depth		Sample Comment	Analysis	Chemical	Results	Units	Lab Qual	Data Qual	Qual	Detection Limit	Validation Code
WBG-289	WBG4244	10/31/2000	Grab	Surface Soil	0	1 FT		Inorganics	Copper	9.8	mg/kg		J	J	3.1	I02
WBG-265	WBG4220	10/30/2000	Grab	Surface Soil	0	1 FT		Inorganics	Copper	9.7	mg/kg		J	J	3.1	I01
WBG-273	WBG4228	11/1/2000	Grab	Surface Soil	0	1 FT		Inorganics	Copper	9.4	mg/kg		J	J	3.4	I02
WBG-286	WBG4241	10/31/2000	Grab	Surface Soil	0	1 FT		Inorganics	Copper	8.9	mg/kg		J	J	3.1	I02
WBG-290	WBG4245	10/31/2000	Grab	Surface Soil	0	1 FT		Inorganics	Copper	8.9	mg/kg		J	J	3.2	I02
WBG-291	WBG4246	10/31/2000	Grab	Surface Soil	0	1 FT		Inorganics	Copper	8.6	mg/kg		J	J	2.9	I01
WBG-280	WBG4235	10/30/2000	Grab	Surface Soil	0	1 FT		Inorganics	Copper	6.9	mg/kg		J	J	3.1	I01
WBG-293	WBG4248	10/31/2000	Grab	Surface Soil	0	1 FT		Inorganics	Copper	5.8	mg/kg		J	J	3.2	I02
WBGss-153	WB0742	5/6/1998	Grab Composite	Surface Soil	0	1 FT		Inorganics	Copper	3.4	mg/kg		U	U	2.5	F07
WBGss-154	WB0743	5/6/1998	Grab Composite	Surface Soil	0	1 FT		Inorganics	Copper	0.63	mg/kg	B	U	U	2.5	F06
WBGss-313	WB1006	8/8/2000	Grab	Soil	0	1 NA	Pad 37, Plot 236	Miscellaneous	Cyanide	2.8	mg/kg		=	=	0.62	
WBGss-141	WB0730	4/22/1998	Grab Composite	Surface Soil	0	1 FT		Miscellaneous	Cyanide	1.2	mg/kg		=	=	0.66	
WBGss-390	WB2018	8/8/2000	Grab	Soil	0	1 NA	Pad 66, Plot 243	Miscellaneous	Cyanide	1.1	mg/kg		=	=	0.59	
WBGss-168	WB0768	4/29/1998	Grab	Surface Soil	0	1 FT		Miscellaneous	Cyanide	0.78	mg/kg		=	=	0.62	
WBGss-150	WB0739	4/23/1998	Grab Composite	Surface Soil	0	1 FT		Miscellaneous	Cyanide	0.73	mg/kg		=	=	0.61	
WBGss-325	WB1004	8/8/2000	Grab	Soil	0	1 NA	Pad 38, Plot 135	Miscellaneous	Cyanide	0.71	mg/kg		=	=	0.56	
WBGss-146	WB0735	4/23/1998	Grab Composite	Surface Soil	0	1 FT		Miscellaneous	Cyanide	0.68	mg/kg		=	=	0.56	
WBGss-389	WB2016	8/8/2000	Grab	Soil	0	1 NA	Pad 66, Plot 242	Miscellaneous	Cyanide	0.6	mg/kg		=	=	0.57	
WBGss-008	WBGSS-008-0463-SO	7/30/1996	Grab Composite	Surface Soil	0	2 FT	VOCs collected from 1.5- 2.0 ft depth.	Miscellaneous	Cyanide	0.59	mg/kg		=	=	0.1	
WBG-261	WBG4210	10/23/2000	Grab	Surface Soil	0	1 FT		Miscellaneous	Cyanide	1.8	mg/kg		J	J	0.62	A03
WBGss-031	WBGSS-031-0488-SO	8/7/1996	Grab Composite	Surface Soil	0	2 FT	West of pad #37	Miscellaneous	Cyanide	0.23	mg/kg	B	J	J	0.1	F06
WBGss-116	WB0705	4/23/1998	Grab Composite	Surface Soil	0	1 FT		Miscellaneous	Cyanide	0.064	mg/kg	B	J	J	0.71	
WBGss-072	WBGSS-072-0536-SO	8/9/1996	Grab Composite	Surface Soil	0	2 FT		Miscellaneous	Cyanide	0.76	mg/kg		U	U	0.1	
WBGss-193	WB0932	5/7/1998	Grab	Surface Soil	0	1 FT		Miscellaneous	Cyanide	0.72	mg/kg	U	U	U	0.72	
WBGss-118	WB0707	4/22/1998	Grab Composite	Surface Soil	0	1 FT		Miscellaneous	Cyanide	0.7	mg/kg	U	U	U	0.7	
WBGss-132	WB0721	4/21/1998	Grab Composite	Surface Soil	0	1 FT		Miscellaneous	Cyanide	0.7	mg/kg	U	U	U	0.7	
WBGss-140	WB0729	4/22/1998	Grab Composite	Surface Soil	0	1 FT		Miscellaneous	Cyanide	0.7	mg/kg	U	U	U	0.7	
WBGss-170	WB0881	5/4/1998	Grab Composite	Surface Soil	0	1 FT		Miscellaneous	Cyanide	0.69	mg/kg	U	U	U	0.69	
WBGss-137	WB0726	4/22/1998	Grab Composite	Surface Soil	0	1 FT		Miscellaneous	Cyanide	0.68	mg/kg	U	U	U	0.68	
WBGss-144	WB0733	4/23/1998	Grab Composite	Surface Soil	0	1 FT		Miscellaneous	Cyanide	0.68	mg/kg	U	U	U	0.68	
WBGss-175	WB0887	5/4/1998	Grab Composite	Surface Soil	0	1 FT		Miscellaneous	Cyanide	0.68	mg/kg	U	U	U	0.68	
WBGss-178	WB0890	5/4/1998	Grab Composite	Surface Soil	0	1 FT		Miscellaneous	Cyanide	0.68	mg/kg	U	U	U	0.68	
WBGss-109	WB0698	4/23/1998	Grab Composite	Surface Soil	0	1 FT		Miscellaneous	Cyanide	0.67	mg/kg	U	U	U	0.67	
WBGss-133	WB0722	4/21/1998	Grab Composite	Surface Soil	0	1 FT		Miscellaneous	Cyanide	0.67	mg/kg	U	U	U	0.67	
WBG-225	WBG4088	10/20/2000	Grab	Surface Soil	0	1 FT		Miscellaneous	Cyanide	0.66	mg/kg	U	U	U	0.66	
WBG-231	WBG4108	10/21/2000	Grab	Surface Soil	0	1 FT		Miscellaneous	Cyanide	0.66	mg/kg	U	U	U	0.66	
WBGss-120	WB0709	4/22/1998	Grab Composite	Surface Soil	0	1 FT		Miscellaneous	Cyanide	0.66	mg/kg	U	U	U	0.66	
WBGss-136	WB0725	4/22/1998	Grab Composite	Surface Soil	0	1 FT		Miscellaneous	Cyanide	0.66	mg/kg	U	U	U	0.66	
WBGss-139	WB0728	4/22/1998	Grab Composite	Surface Soil	0	1 FT		Miscellaneous	Cyanide	0.66	mg/kg	U	U	U	0.66	
WBGss-145	WB0734	4/23/1998	Grab Composite	Surface Soil	0	1 FT		Miscellaneous	Cyanide	0.66	mg/kg	U	U	U	0.66	
WBGss-129	WB0718	4/22/1998	Grab Composite	Surface Soil	0	1 FT		Miscellaneous	Cyanide	0.65	mg/kg	U	U	U	0.65	
WBGss-179	WB0891	5/4/1998	Grab Composite	Surface Soil	0	1 FT		Miscellaneous	Cyanide	0.65	mg/kg	U	U	U	0.65	
WBGss-187	WB0912	5/6/1998	Grab	Surface Soil	0	1 FT		Miscellaneous	Cyanide	0.64	mg/kg	U	U	U	0.64	
WBGss-188	WB0913	5/6/1998	Grab	Surface Soil	0	1 FT		Miscellaneous	Cyanide	0.64	mg/kg	U	U	U	0.64	
WBGss-122	WB0711	4/22/1998	Grab Composite	Surface Soil	0	1 FT		Miscellaneous	Cyanide	0.64	mg/kg	U	U	U	0.64	
WBGss-142	WB0731	4/22/1998	Grab Composite	Surface Soil	0	1 FT		Miscellaneous	Cyanide	0.64	mg/kg	U	U	U	0.64	
WBGss-174	WB0886	4/26/1998	Grab	Surface Soil	0	1 FT	ARCHIVED	Miscellaneous	Cyanide	0.63	mg/kg	U	U	U	0.63	
WBGss-176	WB0888	4/26/1998	Grab	Surface Soil	0	1 FT	ARCHIVED	Miscellaneous	Cyanide	0.63	mg/kg	U	U	U	0.63	
WBGss-194	WB0935	5/7/1998	Grab	Surface Soil	0	1 FT		Miscellaneous	Cyanide	0.63	mg/kg	U	U	U	0.63	
WBGss-100	WB0689	4/23/1998	Grab Composite	Surface Soil	0	1 FT		Miscellaneous	Cyanide	0.63	mg/kg	U	U	U	0.63	
WBGss-101	WB0690	4/23/1998	Grab Composite	Surface Soil	0	1 FT		Miscellaneous	Cyanide	0.63	mg/kg	U	U	U	0.63	
WBGss-103	WB0692	4/23/1998	Grab Composite	Surface Soil	0	1 FT		Miscellaneous	Cyanide	0.63	mg/kg	U	U	U	0.63	
WBGss-105	WB0694	4/23/1998	Grab Composite	Surface Soil	0	1 FT		Miscellaneous	Cyanide	0.63	mg/kg	U	U	U	0.63	
WBGss-108	WB0697	4/23/1998	Grab Composite	Surface Soil	0	1 FT		Miscellaneous	Cyanide	0.63	mg/kg	U	U	U	0.63	
WBGss-110	WB0699	4/23/1998	Grab Composite	Surface Soil	0	1 FT		Miscellaneous	Cyanide	0.63	mg/kg	U	U	U	0.63	
WBGss-119	WB0708	4/22/1998	Grab Composite	Surface Soil	0	1 FT		Miscellaneous	Cyanide	0.63	mg/kg	U	U	U	0.63	
WBGss-147	WB0736	4/23/1998	Grab Composite	Surface Soil	0	1 FT		Miscellaneous	Cyanide	0.63	mg/kg	U	U	U	0.63	
WBGss-112	WB0701	4/23/1998	Grab Composite	Surface Soil	0	1 FT		Miscellaneous	Cyanide	0.62	mg/kg	U	U	U	0.62	
WBGss-148	WB0737	4/23/1998	Grab Composite	Surface Soil	0	1 FT		Miscellaneous	Cyanide	0.62	mg/kg	U	U	U	0.62	
WBGss-149	WB0738	4/23/1998	Grab Composite	Surface Soil	0	1 FT		Miscellaneous	Cyanide	0.62	mg/kg	U	U	U	0.62	
WBGss-189	WB0914	5/6/1998	Grab	Surface Soil	0	1 FT		Miscellaneous	Cyanide	0.61	mg/kg	U	U	U	0.61	
WBGss-104	WB0693	4/23/1998	Grab Composite	Surface Soil	0	1 FT		Miscellaneous	Cyanide	0.61	mg/kg	U	U	U	0.61	
WBGss-106	WB0695	4/23/1998	Grab Composite	Surface Soil	0	1 FT		Miscellaneous	Cyanide	0.61	mg/kg	U	U	U	0.61	
WBGss-114	WB0703	4/23/1998	Grab Composite	Surface Soil	0	1 FT		Miscellaneous	Cyanide	0.61	mg/kg	U	U	U	0.61	
WBGss-115	WB0704	4/23/1998	Grab Composite	Surface Soil	0	1 FT		Miscellaneous	Cyanide	0.61	mg/kg	U	U	U	0.61	
WBGss-130	WB0719	4/22/1998	Grab Composite	Surface Soil	0	1 FT		Miscellaneous	Cyanide	0.61	mg/kg	U	U	U	0.61	
WBGss-131	WB0720	4/21/1998	Grab Composite	Surface Soil	0	1 FT		Miscellaneous	Cyanide	0.61	mg/kg	U	U	U	0.61	
WBGss-134	WB0723	4/21/1998	Grab Composite	Surface Soil	0	1 FT		Miscellaneous	Cyanide	0.61	mg/kg	U	U	U	0.61	
WBGss-171	WB0882	5/4/1998	Grab Composite	Surface Soil	0	1 FT		Miscellaneous	Cyanide	0.61	mg/kg	U	U	U	0.61	
WBGss-177	WB0889	5/4/1998	Grab Composite	Surface Soil	0	1 FT		Miscellaneous	Cyanide	0.61	mg/kg	U	U	U	0.61	
WBG-236	WBG4125	10/20/2000	Grab	Surface Soil	0	1 FT		Miscellaneous	Cyanide	0.6	mg/kg	U	U	U	0.6	
WBGss-169	WB0884	4/26/1998	Grab	Surface Soil	0	1 FT		Miscellaneous	Cyanide	0.6	mg/kg	U	U	U	0.6	
WBGss-173	WB0885	4/26/1998	Grab	Surface Soil	0	1 FT	ARCHIVED	Miscellaneous	Cyanide	0.6	mg/kg	U	U	U	0.6	
WBGss-334	WB1005	8/8/2000	Grab	Soil	0	1 NA	Pad 38, Plot 295	Miscellaneous	Cyanide	0.6	mg/kg	U	U	U	0.6	
WBGss-371	WB3026	8/9/2000	Grab	Soil	0	1 NA	Pad 59, Plot 253	Miscellaneous	Cyanide	0.6	mg/kg	U	U	U	0.6	
WBGss-388	WB2017	8/8/2000	Grab	Soil	0	1 NA	Pad 66, Plot 226	Miscellaneous	Cyanide	0.6	mg/kg	U	U	U	0.6	
WBGss-107	WB0696	4/23/1998	Grab Composite	Surface Soil	0	1 FT		Miscellaneous	Cyanide	0.6	mg/kg	U	U	U	0.6	
WBGss-111	WB0700	4/23/1998	Grab Composite	Surface Soil	0	1 FT		Miscellaneous	Cyanide	0.6	mg/kg	U	U	U	0.6	
WBGss-117	WB0706	4/22/1998	Grab Composite	Surface Soil	0	1 FT		Miscellaneous	Cyanide	0.6	mg/kg	U	U	U	0.6	
WBGss-172	WB0883	5/4/1998	Grab Composite	Surface Soil	0	1 FT		Miscellaneous	Cyanide	0.6	mg/kg	U	U	U	0.6	
WBGss-308	WB1008	8/8/2000	Grab	Soil	0	1 NA	Pad 37, Plot 130	Miscellaneous	Cyanide	0.59	mg/kg	U	U	U	0.59	
WBGss-362	WB3025	8/9/2000	Grab	Soil	0	1 NA	Pad 59, Plot 140	Miscellaneous	Cyanide	0.59	mg/kg	U	U	U	0.59	
WBGss-102	WB0691	4/23/1998	Grab Composite	Surface Soil	0	1 FT		Miscellaneous	Cyanide	0.59	mg/kg	U	U	U	0.59	
WBGss-123	WB0712	4/22/1998	Grab Composite	Surface Soil	0	1 FT		Miscellaneous	Cyanide	0.59	mg/kg	U	U	U	0.59	
WBGss-128	WB0717	4/22/1998	Grab Composite	Surface Soil	0	1 FT		Miscellaneous	Cyanide	0.59	mg/kg	U	U	U	0.59	
WBGss-138	WB0727	4/22/1998	Grab Composite	Surface Soil	0	1 FT		Miscellaneous	Cyanide	0.59	mg/kg	U	U	U	0.59	
WBGss-299	WB1009	8/8/2000	Grab	Soil	0	1 NA	Pad 37, Plot 11	Miscellaneous	Cyanide	0.58	mg/kg	U	U	U	0.58	
WBGss-322	WB1003	8/8/2000	Grab	Soil	0	1 NA	Pad 38, Plot 30	Miscellaneous	Cyanide	0.58	mg/kg	U	U	U	0.58	
WBGss-324	WB1002	8/8/2000	Grab	Soil	0	1 NA	Pad 38, Plot 126	Miscellaneous	Cyanide	0.58	mg/kg	U	U	U	0.58	
WBGss-326	WB1001	8/8/2000	Grab	Soil	0	1 NA	Pad 38, Plot 154	Miscellaneous	Cyanide	0.58	mg/kg	U	U	U	0.58	
WBGss-344	WB3020	8/9/2000	Grab	Soil	0	1 NA	Pad 58, Plot 104	Miscellaneous	Cyanide	0.58	mg/kg	U	U	U	0.58	
WBGss-347	WB3023	8/9/2000	Grab	Soil	0	1 NA	Pad 58, Plot 158	Miscellaneous	Cyanide	0.58	mg/kg	U	U	U	0.58	
WBGss-359	WB3027	8/9/2000	Grab	Soil	0	1 NA	Pad 59, Plot 108	Miscellaneous	Cyanide	0.58	mg/kg	U	U	U	0.58	

Station	Sample ID	Date Collected	Sample Type	Media	Depth		Sample Comment	Analysis	Chemical	Results	Units	Lab Qual	Data Qual	Qual	Detection Limit	Validation Code
WBGss-135	WB0724	4/21/1998	Grab Composite	Surface Soil	0	1 FT		Miscellaneous	Cyanide	0.58	mg/kg	U	U	U	0.58	
WBGss-314	WB1007	8/8/2000	Grab	Soil	0	1 NA	Pad 37, Plot 265	Miscellaneous	Cyanide	0.57	mg/kg	U	U	U	0.57	
WBGss-341	WB3019	8/9/2000	Grab	Soil	0	1 NA	Pad 58, Plot 45	Miscellaneous	Cyanide	0.57	mg/kg	U	U	U	0.57	
WBGss-346	WB3022	8/9/2000	Grab	Soil	0	1 NA	Pad 58, Plot 156	Miscellaneous	Cyanide	0.57	mg/kg	U	U	U	0.57	
WBGss-352	WB3021	8/9/2000	Grab	Soil	0	1 NA	Pad 58, Plot 234/235	Miscellaneous	Cyanide	0.57	mg/kg	U	U	U	0.57	
WBGss-353	WB3024	8/9/2000	Grab	Soil	0	1 NA	Pad 58, Plot 251	Miscellaneous	Cyanide	0.57	mg/kg	U	U	U	0.57	
WBGss-113	WB0702	4/23/1998	Grab Composite	Surface Soil	0	1 FT		Miscellaneous	Cyanide	0.57	mg/kg	U	U	U	0.57	
WBGss-143	WB0732	4/22/1998	Grab Composite	Surface Soil	0	1 FT		Miscellaneous	Cyanide	0.57	mg/kg	U	U	U	0.57	
WBGss-153	WB0742	5/6/1998	Grab Composite	Surface Soil	0	1 FT		Miscellaneous	Cyanide	0.5	mg/kg	U	U	U	0.5	
WBGss-154	WB0743	5/6/1998	Grab Composite	Surface Soil	0	1 FT		Miscellaneous	Cyanide	0.5	mg/kg	U	U	U	0.5	
WBGss-076	WBGSS-076-0541-SO	8/9/1996	Grab Composite	Surface Soil	0	2 FT		Miscellaneous	Cyanide	0.13	mg/kg	B	U	U	0.1	
WBGss-021	WBGSS-021-0478-SO	8/5/1996	Grab Composite	Surface Soil	0	2 FT	Volatile samples collected at 1.5 ft bgs.	Miscellaneous	Cyanide	0.1	mg/kg	UN	U	U	0.1	
WBGss-051	WBGSS-051-0509-SO	8/8/1996	Grab Composite	Surface Soil	0	2 FT		Miscellaneous	Cyanide	0.1	mg/kg	U	U	U	0.1	
WBG-251	WBG4176	10/23/2000	Grab	Surface Soil	0	1 FT		Miscellaneous	Cyanide	0.65	mg/kg	U	UJ	UJ	0.65	A03
WBG-245	WBG4156	10/23/2000	Grab	Surface Soil	0	1 FT		Miscellaneous	Cyanide	0.62	mg/kg	U	UJ	UJ	0.62	A03
WBGss-066	WBGSS-066-0528-SO	8/9/1996	Grab Composite	Surface Soil	0	2 FT		Miscellaneous	Cyanide	0.1	mg/kg	U	UJ	UJ	0.1	
WBG-207	WBG4032	10/18/2000	Grab	Surface Soil	0	1 FT		Inorganics	Iron	57100	mg/kg		=	=	12.8	
WBG-199	WBG4006	10/17/2000	Grab	Surface Soil	0	1 FT		Inorganics	Iron	46400	mg/kg		=	=	12.9	
WBG-215	WBG4058	10/18/2000	Grab	Surface Soil	0	1 FT		Inorganics	Iron	40900	mg/kg		=	=	13.1	
WBGss-122	WB0711	4/22/1998	Grab Composite	Surface Soil	0	1 FT		Inorganics	Iron	39100	mg/kg		=	=	12.8	
WBG-209	WBG4038	10/18/2000	Grab	Surface Soil	0	1 FT		Inorganics	Iron	37400	mg/kg		=	=	13.4	
WBGss-147	WB0736	4/23/1998	Grab Composite	Surface Soil	0	1 FT		Inorganics	Iron	34700	mg/kg		=	=	12.6	
WBG-200	WBG4009	10/17/2000	Grab	Surface Soil	0	1 FT		Inorganics	Iron	33400	mg/kg		=	=	12.4	
WBGss-116	WB0705	4/23/1998	Grab Composite	Surface Soil	0	1 FT		Inorganics	Iron	32800	mg/kg		=	=	14.2	
WBGss-145	WB0734	4/23/1998	Grab Composite	Surface Soil	0	1 FT		Inorganics	Iron	32800	mg/kg		=	=	13.3	
WBG-239	WBG4136	10/21/2000	Grab	Surface Soil	0	1 FT		Inorganics	Iron	32500	mg/kg		=	=	12.3	
WBGss-179	WB0891	5/4/1998	Grab Composite	Surface Soil	0	1 FT		Inorganics	Iron	32200	mg/kg		=	=	13	
WBGss-326	WB1001	8/8/2000	Grab	Soil	0	1 NA	Pad 38, Plot 154	Inorganics	Iron	31800	mg/kg		=	=	11.5	
WBG-213	WBG4052	10/18/2000	Grab	Surface Soil	0	1 FT		Inorganics	Iron	31100	mg/kg		=	=	12.6	
WBG-226	WBG4091	10/20/2000	Grab	Surface Soil	0	1 FT		Inorganics	Iron	30600	mg/kg		=	=	12	
WBG-240	WBG4139	10/21/2000	Grab	Surface Soil	0	1 FT		Inorganics	Iron	30100	mg/kg		=	=	12.3	
WBG-243	WBG4150	10/21/2000	Grab	Surface Soil	0	1 FT		Inorganics	Iron	29900	mg/kg		=	=	12	
WBG-245	WBG4156	10/23/2000	Grab	Surface Soil	0	1 FT		Inorganics	Iron	29900	mg/kg		=	=	12.4	
WBGss-115	WB0704	4/23/1998	Grab Composite	Surface Soil	0	1 FT		Inorganics	Iron	29800	mg/kg		=	=	12.2	
WBGss-174	WB0886	4/26/1998	Grab	Surface Soil	0	1 FT	ARCHIVED	Inorganics	Iron	29700	mg/kg		=	=	12.7	
WBGss-308	WB1008	8/8/2000	Grab	Soil	0	1 NA	Pad 37, Plot 130	Inorganics	Iron	29600	mg/kg		=	=	11.8	
WBGss-388	WB2017	8/8/2000	Grab	Soil	0	1 NA	Pad 66, Plot 226	Inorganics	Iron	29600	mg/kg		=	=	11.9	
WBG-250	WBG4173	10/23/2000	Grab	Surface Soil	0	1 FT		Inorganics	Iron	29400	mg/kg		=	=	12.4	
WBG-241	WBG4142	10/21/2000	Grab	Surface Soil	0	1 FT		Inorganics	Iron	28800	mg/kg		=	=	11.9	
WBG-231	WBG4108	10/21/2000	Grab	Surface Soil	0	1 FT		Inorganics	Iron	28700	mg/kg		=	=	13.1	
WBGss-347	WB3023	8/9/2000	Grab	Soil	0	1 NA	Pad 58, Plot 158	Inorganics	Iron	28700	mg/kg		=	=	11.6	
WBG-230	WBG4105	10/20/2000	Grab	Surface Soil	0	1 FT		Inorganics	Iron	28600	mg/kg		=	=	12.8	
WBG-242	WBG4145	10/22/2000	Grab	Surface Soil	0	1 FT		Inorganics	Iron	28500	mg/kg		=	=	12.5	
WBG-283	WBG4238	10/31/2000	Grab	Surface Soil	0	1 FT		Inorganics	Iron	28400	mg/kg		=	=	12.5	
WBGss-334	WB1005	8/8/2000	Grab	Soil	0	1 NA	Pad 38, Plot 295	Inorganics	Iron	28400	mg/kg		=	=	11.9	
WBG-275	WBG4230	10/24/2000	Grab	Surface Soil	0	1 FT		Inorganics	Iron	28200	mg/kg		=	=	12.6	
WBGss-362	WB3025	8/9/2000	Grab	Soil	0	1 NA	Pad 59, Plot 140	Inorganics	Iron	28100	mg/kg		=	=	11.7	
WBG-224	WBG4085	10/20/2000	Grab	Surface Soil	0	1 FT		Inorganics	Iron	27900	mg/kg		=	=	12.9	
WBGss-324	WB1002	8/8/2000	Grab	Soil	0	1 NA	Pad 38, Plot 126	Inorganics	Iron	27800	mg/kg		=	=	11.6	
WBGss-144	WB0733	4/23/1998	Grab Composite	Surface Soil	0	1 FT		Inorganics	Iron	27600	mg/kg		=	=	13.6	
WBGss-322	WB1003	8/8/2000	Grab	Soil	0	1 NA	Pad 38, Plot 30	Inorganics	Iron	27500	mg/kg		=	=	11.7	
WBGss-168	WB0768	4/29/1998	Grab	Surface Soil	0	1 FT		Inorganics	Iron	27400	mg/kg		=	=	12.4	
WBGss-150	WB0739	4/23/1998	Grab Composite	Surface Soil	0	1 FT		Inorganics	Iron	27400	mg/kg		=	=	12.2	
WBGss-021	WBGSS-021-0478-SO	8/5/1996	Grab Composite	Surface Soil	0	2 FT	Volatile samples collected at 1.5 ft bgs.	Inorganics	Iron	27300	mg/kg	*	=	=	1.9	
WBGss-146	WB0735	4/23/1998	Grab Composite	Surface Soil	0	1 FT		Inorganics	Iron	26900	mg/kg		=	=	11.2	
WBG-204	WBG4023	10/18/2000	Grab	Surface Soil	0	1 FT		Inorganics	Iron	26800	mg/kg		=	=	12.2	
WBG-227	WBG4094	10/22/2000	Grab	Surface Soil	0	1 FT		Inorganics	Iron	26700	mg/kg		=	=	12.6	
WBG-296	WBG4315	11/2/2000	Grab	Surface Soil	0	1 FT		Inorganics	Iron	26700	mg/kg	MBB	=	=	12.3	
WBGss-178	WB0890	5/4/1998	Grab Composite	Surface Soil	0	1 FT		Inorganics	Iron	26600	mg/kg		=	=	13.6	
WBG-263	WBG4216	11/1/2000	Grab	Surface Soil	0	1 FT		Inorganics	Iron	26500	mg/kg	MBB	=	=	12.5	
WBGss-112	WB0701	4/23/1998	Grab Composite	Surface Soil	0	1 FT		Inorganics	Iron	26400	mg/kg		=	=	12.4	
WBG-238	WBG4133	10/21/2000	Grab	Surface Soil	0	1 FT		Inorganics	Iron	26300	mg/kg		=	=	13	
WBGss-120	WB0709	4/22/1998	Grab Composite	Surface Soil	0	1 FT		Inorganics	Iron	26300	mg/kg		=	=	13.2	
WBG-258	WBG4201	11/1/2000	Grab	Surface Soil	0	1 FT		Inorganics	Iron	26200	mg/kg	MBB	=	=	12.4	
WBG-264	WBG4219	10/30/2000	Grab	Surface Soil	0	1 FT		Inorganics	Iron	26100	mg/kg		=	=	12.8	
WBGss-314	WB1007	8/8/2000	Grab	Soil	0	1 NA	Pad 37, Plot 265	Inorganics	Iron	26100	mg/kg		=	=	11.4	
WBGss-118	WB0707	4/22/1998	Grab Composite	Surface Soil	0	1 FT		Inorganics	Iron	26100	mg/kg		=	=	14	
WBG-251	WBG4176	10/23/2000	Grab	Surface Soil	0	1 FT		Inorganics	Iron	26000	mg/kg		=	=	12.9	
WBG-210	WBG4041	10/30/2000	Grab	Surface Soil	0	1 FT		Inorganics	Iron	25900	mg/kg		=	=	11.7	
WBGss-344	WB3020	8/9/2000	Grab	Soil	0	1 NA	Pad 58, Plot 104	Inorganics	Iron	25900	mg/kg		=	=	11.6	
WBGss-389	WB2016	8/8/2000	Grab	Soil	0	1 NA	Pad 66, Plot 242	Inorganics	Iron	25800	mg/kg		=	=	11.4	
WBGss-175	WB0887	5/4/1998	Grab Composite	Surface Soil	0	1 FT		Inorganics	Iron	25800	mg/kg		=	=	13.6	
WBGss-101	WB0690	4/23/1998	Grab Composite	Surface Soil	0	1 FT		Inorganics	Iron	25600	mg/kg		=	=	12.7	
WBG-262	WBG4213	11/1/2000	Grab	Surface Soil	0	1 FT		Inorganics	Iron	25500	mg/kg		=	=	12.1	
WBG-286	WBG4241	10/31/2000	Grab	Surface Soil	0	1 FT		Inorganics	Iron	25500	mg/kg		=	=	12.5	
WBG-206	WBG4029	10/18/2000	Grab	Surface Soil	0	1 FT		Inorganics	Iron	25400	mg/kg		=	=	11.8	
WBG-278	WBG4233	10/24/2000	Grab	Surface Soil	0	1 FT		Inorganics	Iron	25400	mg/kg		=	=	13	
WBG-285	WBG4240	10/31/2000	Grab	Surface Soil	0	1 FT		Inorganics	Iron	25400	mg/kg		=	=	12.4	
WBGss-188	WB0913	5/6/1998	Grab	Surface Soil	0	1 FT		Inorganics	Iron	25300	mg/kg	MBB	=	=	12.7	
WBG-246	WBG4159	10/23/2000	Grab	Surface Soil	0	1 FT		Inorganics	Iron	25200	mg/kg		=	=	12.4	
WBG-203	WBG4018	10/22/2000	Grab	Surface Soil	0	1 FT		Inorganics	Iron	25100	mg/kg		=	=	11.6	
WBGss-108	WB0697	4/23/1998	Grab Composite	Surface Soil	0	1 FT		Inorganics	Iron	25100	mg/kg		=	=	12.6	
WBGss-171	WB0882	5/4/1998	Grab Composite	Surface Soil	0	1 FT		Inorganics	Iron	25100	mg/kg		=	=	12.2	
WBGss-299	WB1009	8/8/2000	Grab	Soil	0	1 NA	Pad 37, Plot 11	Inorganics	Iron	25000	mg/kg		=	=	11.7	
WBGss-129	WB0718	4/22/1998	Grab Composite	Surface Soil	0	1 FT		Inorganics	Iron	25000	mg/kg		=	=	12.9	
WBG-268	WBG4223	11/1/2000	Grab	Surface Soil	0	1 FT		Inorganics	Iron	24900	mg/kg		=	=	13.6	
WBGss-346	WB3022	8/9/2000	Grab	Soil	0	1 NA	Pad 58, Plot 156	Inorganics	Iron	24900	mg/kg		=	=	11.4	
WBGss-140	WB0729	4/22/1998	Grab Composite	Surface Soil	0	1 FT		Inorganics	Iron	24700	mg/kg		=	=	13.9	
WBGss-132	WB0721	4/21/1998	Grab Composite	Surface Soil	0	1 FT		Inorganics	Iron	24600	mg/kg		=	=	14	
WBG-276	WBG4231	10/24/2000	Grab	Surface Soil	0	1 FT		Inorganics	Iron	24400	mg/kg		=	=	12.2	
WBGss-359	WB3027	8/9/2000	Grab	Soil	0	1 NA	Pad 59, Plot 108	Inorganics	Iron	24300	mg/kg		=	=	11.6	
WBG-201	WBG4012	10/17/2000	Grab	Surface Soil	0	1 FT		Inorganics	Iron	24200	mg/kg		=	=	12.2	
WBGss-352	WB3021	8/9/2000	Grab	Soil	0	1 NA	Pad 58, Plot 234/235	Inorganics	Iron	24200	mg/kg		=	=	11.4	

Station	Sample ID	Date Collected	Sample Type	Media	Depth			Sample Comment	Analysis	Chemical	Results	Units	Lab Qual	Data Qual	Qual	Detection Limit	Validation Code
WBGss-371	WB3026	8/9/2000	Grab	Soil	0	1	NA	Pad 59, Plot 253	Inorganics	Iron	24200	mg/kg		=	=	11.9	
WBGss-390	WB2018	8/8/2000	Grab	Soil	0	1	NA	Pad 66, Plot 243	Inorganics	Iron	24200	mg/kg		=	=	11.9	
WBG-282	WBG4237	10/31/2000	Grab	Surface Soil	0	1	FT		Inorganics	Iron	24100	mg/kg		=	=	12.5	
WBGss-109	WB0698	4/23/1998	Grab Composite	Surface Soil	0	1	FT		Inorganics	Iron	24100	mg/kg		=	=	13.3	
WBG-205	WBG4026	10/18/2000	Grab	Surface Soil	0	1	FT		Inorganics	Iron	23900	mg/kg		=	=	12.3	
WBGss-133	WB0722	4/21/1998	Grab Composite	Surface Soil	0	1	FT		Inorganics	Iron	23900	mg/kg		=	=	13.3	
WBG-233	WBG4116	10/20/2000	Grab	Surface Soil	0	1	FT		Inorganics	Iron	23800	mg/kg		=	=	12.3	
WBGss-353	WB3024	8/9/2000	Grab	Soil	0	1	NA	Pad 58, Plot 251	Inorganics	Iron	23700	mg/kg		=	=	11.4	
WBGss-131	WB0720	4/21/1998	Grab Composite	Surface Soil	0	1	FT		Inorganics	Iron	23600	mg/kg		=	=	12.2	
WBGss-141	WB0730	4/22/1998	Grab Composite	Surface Soil	0	1	FT		Inorganics	Iron	23600	mg/kg		=	=	13.3	
WBG-237	WBG4128	10/22/2000	Grab	Surface Soil	0	1	FT		Inorganics	Iron	23400	mg/kg		=	=	12.4	
WBG-247	WBG4162	10/22/2000	Grab	Surface Soil	0	1	FT		Inorganics	Iron	23400	mg/kg		=	=	12.6	
WBGss-194	WB0935	5/7/1998	Grab	Surface Soil	0	1	FT		Inorganics	Iron	23200	mg/kg		=	=	12.7	
WBGss-111	WB0700	4/23/1998	Grab Composite	Surface Soil	0	1	FT		Inorganics	Iron	23200	mg/kg		=	=	11.9	
WBGss-172	WB0883	5/4/1998	Grab Composite	Surface Soil	0	1	FT		Inorganics	Iron	22700	mg/kg		=	=	11.9	
WBGss-008	WBGSS-008-0463-SO	7/30/1996	Grab Composite	Surface Soil	0	2	FT	VOCs collected from 1.5- 2.0 ft depth.	Inorganics	Iron	22600	mg/kg		=	=	2	
WBGss-189	WB0914	5/6/1998	Grab	Surface Soil	0	1	FT		Inorganics	Iron	22500	mg/kg	MBB	=	=	12.1	
WBG-208	WBG4035	10/18/2000	Grab	Surface Soil	0	1	FT		Inorganics	Iron	22300	mg/kg		=	=	12.3	
WBG-266	WBG4221	10/30/2000	Grab	Surface Soil	0	1	FT		Inorganics	Iron	22300	mg/kg		=	=	12.8	
WBG-274	WBG4229	10/24/2000	Grab	Surface Soil	0	1	FT		Inorganics	Iron	22300	mg/kg		=	=	12.7	
WBGss-128	WB0717	4/22/1998	Grab Composite	Surface Soil	0	1	FT		Inorganics	Iron	22300	mg/kg		=	=	11.9	
WBGss-134	WB0723	4/21/1998	Grab Composite	Surface Soil	0	1	FT		Inorganics	Iron	22300	mg/kg		=	=	12.2	
WBGss-187	WB0912	5/6/1998	Grab	Surface Soil	0	1	FT		Inorganics	Iron	22200	mg/kg	MBB	=	=	12.7	
WBG-297	WBG4316	11/2/2000	Grab	Surface Soil	0	1	FT		Inorganics	Iron	22100	mg/kg	MBB	=	=	12.3	
WBG-287	WBG4242	10/31/2000	Grab	Surface Soil	0	1	FT		Inorganics	Iron	22000	mg/kg		=	=	13	
WBG-232	WBG4111	10/22/2000	Grab	Surface Soil	0	1	FT		Inorganics	Iron	21900	mg/kg		=	=	11.5	
WBG-214	WBG4055	10/18/2000	Grab	Surface Soil	0	1	FT		Inorganics	Iron	21800	mg/kg		=	=	13.2	
WBGss-169	WB0884	4/26/1998	Grab	Surface Soil	0	1	FT		Inorganics	Iron	21800	mg/kg		=	=	12	
WBG-284	WBG4239	10/31/2000	Grab	Surface Soil	0	1	FT		Inorganics	Iron	21500	mg/kg		=	=	13.1	
WBGss-313	WB1006	8/8/2000	Grab	Soil	0	1	NA	Pad 37, Plot 236	Inorganics	Iron	21500	mg/kg		=	=	12.3	
WBGss-170	WB0881	5/4/1998	Grab Composite	Surface Soil	0	1	FT		Inorganics	Iron	21500	mg/kg		=	=	13.8	
WBGss-139	WB0728	4/22/1998	Grab Composite	Surface Soil	0	1	FT		Inorganics	Iron	21300	mg/kg		=	=	13.2	
WBGss-105	WB0694	4/23/1998	Grab Composite	Surface Soil	0	1	FT		Inorganics	Iron	21200	mg/kg		=	=	12.7	
WBGss-119	WB0708	4/22/1998	Grab Composite	Surface Soil	0	1	FT		Inorganics	Iron	21200	mg/kg		=	=	12.5	
WBG-281	WBG4236	10/24/2000	Grab	Surface Soil	0	1	FT		Inorganics	Iron	21100	mg/kg		=	=	12	
WBGss-143	WB0732	4/22/1998	Grab Composite	Surface Soil	0	1	FT		Inorganics	Iron	21100	mg/kg		=	=	11.4	
WBG-273	WBG4228	11/1/2000	Grab	Surface Soil	0	1	FT		Inorganics	Iron	20800	mg/kg		=	=	13.5	
WBGss-193	WB0932	5/7/1998	Grab	Surface Soil	0	1	FT		Inorganics	Iron	20800	mg/kg		=	=	14.3	
WBGss-100	WB0689	4/23/1998	Grab Composite	Surface Soil	0	1	FT		Inorganics	Iron	20600	mg/kg		=	=	12.5	
WBGss-148	WB0737	4/23/1998	Grab Composite	Surface Soil	0	1	FT		Inorganics	Iron	20400	mg/kg		=	=	12.4	
WBG-261	WBG4210	10/23/2000	Grab	Surface Soil	0	1	FT		Inorganics	Iron	20100	mg/kg		=	=	12.5	
WBG-223	WBG4082	10/20/2000	Grab	Surface Soil	0	1	FT		Inorganics	Iron	20000	mg/kg		=	=	11.7	
WBG-225	WBG4088	10/20/2000	Grab	Surface Soil	0	1	FT		Inorganics	Iron	19800	mg/kg		=	=	13.2	
WBG-288	WBG4243	10/31/2000	Grab	Surface Soil	0	1	FT		Inorganics	Iron	19800	mg/kg		=	=	13.1	
WBGss-107	WB0696	4/23/1998	Grab Composite	Surface Soil	0	1	FT		Inorganics	Iron	19800	mg/kg		=	=	11.9	
WBG-272	WBG4227	11/1/2000	Grab	Surface Soil	0	1	FT		Inorganics	Iron	19700	mg/kg		=	=	12.2	
WBG-270	WBG4225	11/1/2000	Grab	Surface Soil	0	1	FT		Inorganics	Iron	19600	mg/kg		=	=	12.7	
WBG-277	WBG4232	10/24/2000	Grab	Surface Soil	0	1	FT		Inorganics	Iron	19600	mg/kg		=	=	12.6	
WBG-257	WBG4196	10/30/2000	Grab	Surface Soil	0	1	FT		Inorganics	Iron	19500	mg/kg		=	=	11.6	
WBG-229	WBG4102	10/21/2000	Grab	Surface Soil	0	1	FT		Inorganics	Iron	19200	mg/kg		=	=	12.7	
WBG-265	WBG4220	10/30/2000	Grab	Surface Soil	0	1	FT		Inorganics	Iron	19200	mg/kg		=	=	12.2	
WBGss-325	WB1004	8/8/2000	Grab	Soil	0	1	NA	Pad 38, Plot 135	Inorganics	Iron	19200	mg/kg		=	=	11.3	
WBGss-176	WB0888	4/26/1998	Grab	Surface Soil	0	1	FT	ARCHIVED	Inorganics	Iron	19100	mg/kg		=	=	12.5	
WBG-267	WBG4222	10/24/2000	Grab	Surface Soil	0	1	FT		Inorganics	Iron	18900	mg/kg		=	=	12.4	
WBGss-113	WB0702	4/23/1998	Grab Composite	Surface Soil	0	1	FT		Inorganics	Iron	18800	mg/kg		=	=	11.4	
WBG-212	WBG4049	10/18/2000	Grab	Surface Soil	0	1	FT		Inorganics	Iron	18700	mg/kg		=	=	12.1	
WBG-269	WBG4224	10/24/2000	Grab	Surface Soil	0	1	FT		Inorganics	Iron	18700	mg/kg		=	=	12.7	
WBG-291	WBG4246	10/31/2000	Grab	Surface Soil	0	1	FT		Inorganics	Iron	18700	mg/kg		=	=	11.6	
WBGss-173	WB0885	4/26/1998	Grab	Surface Soil	0	1	FT	ARCHIVED	Inorganics	Iron	18700	mg/kg		=	=	12	
WBGss-103	WB0692	4/23/1998	Grab Composite	Surface Soil	0	1	FT		Inorganics	Iron	18700	mg/kg		=	=	12.6	
WBG-255	WBG4190	10/17/2000	Grab	Surface Soil	0	1	FT		Inorganics	Iron	18600	mg/kg		=	=	11.9	
WBGss-137	WB0726	4/22/1998	Grab Composite	Surface Soil	0	1	FT		Inorganics	Iron	18600	mg/kg		=	=	13.5	
WBGss-066	WBGSS-066-0528-SO	8/9/1996	Grab Composite	Surface Soil	0	2	FT		Inorganics	Iron	18500	mg/kg		=	=	2	
WBGss-142	WB0731	4/22/1998	Grab Composite	Surface Soil	0	1	FT		Inorganics	Iron	18400	mg/kg		=	=	12.8	
WBG-249	WBG4170	10/23/2000	Grab	Surface Soil	0	1	FT		Inorganics	Iron	18300	mg/kg		=	=	11.2	
WBG-254	WBG4187	10/16/2000	Grab	Surface Soil	0	1	FT		Inorganics	Iron	18200	mg/kg		=	=	11.9	
WBGss-135	WB0724	4/21/1998	Grab Composite	Surface Soil	0	1	FT		Inorganics	Iron	18100	mg/kg		=	=	11.6	
WBG-253	WBG4184	10/17/2000	Grab	Surface Soil	0	1	FT		Inorganics	Iron	18000	mg/kg		=	=	11.9	
WBG-259	WBG4204	10/23/2000	Grab	Surface Soil	0	1	FT		Inorganics	Iron	18000	mg/kg		=	=	11.4	
WBG-271	WBG4226	11/1/2000	Grab	Surface Soil	0	1	FT		Inorganics	Iron	17700	mg/kg		=	=	13.2	
WBG-256	WBG4193	10/17/2000	Grab	Surface Soil	0	1	FT		Inorganics	Iron	17600	mg/kg		=	=	12.2	
WBGss-051	WBGSS-051-0509-SO	8/8/1996	Grab Composite	Surface Soil	0	2	FT		Inorganics	Iron	17600	mg/kg	*	=	=	2	
WBGss-117	WB0706	4/22/1998	Grab Composite	Surface Soil	0	1	FT		Inorganics	Iron	17500	mg/kg		=	=	12	
WBGss-136	WB0725	4/22/1998	Grab Composite	Surface Soil	0	1	FT		Inorganics	Iron	17400	mg/kg		=	=	13.3	
WBG-292	WBG4247	10/31/2000	Grab	Surface Soil	0	1	FT		Inorganics	Iron	17100	mg/kg		=	=	13.3	
WBGss-102	WB0691	4/23/1998	Grab Composite	Surface Soil	0	1	FT		Inorganics	Iron	16700	mg/kg		=	=	11.7	
WBGss-123	WB0712	4/22/1998	Grab Composite	Surface Soil	0	1	FT		Inorganics	Iron	16600	mg/kg		=	=	11.9	
WBGss-149	WB0738	4/23/1998	Grab Composite	Surface Soil	0	1	FT		Inorganics	Iron	16300	mg/kg		=	=	12.4	
WBG-260	WBG4207	10/23/2000	Grab	Surface Soil	0	1	FT		Inorganics	Iron	15700	mg/kg		=	=	11.5	
WBG-293	WBG4248	10/31/2000	Grab	Surface Soil	0	1	FT		Inorganics	Iron	15600	mg/kg		=	=	12.6	
WBGss-110	WB0699	4/23/1998	Grab Composite	Surface Soil	0	1	FT		Inorganics	Iron	15600	mg/kg		=	=	12.6	
WBG-290	WBG4245	10/31/2000	Grab	Surface Soil	0	1	FT		Inorganics	Iron	15300	mg/kg		=	=	12.7	
WBGss-177	WB0889	5/4/1998	Grab Composite	Surface Soil	0	1	FT		Inorganics	Iron	15300	mg/kg		=	=	12.2	
WBGss-072	WBGSS-072-0536-SO	8/9/1996	Grab Composite	Surface Soil	0	2	FT		Inorganics	Iron	15100	mg/kg		=	=	2	
WBGss-104	WB0693	4/23/1998	Grab Composite	Surface Soil	0	1	FT		Inorganics	Iron	15000	mg/kg		=	=	12.1	
WBGss-138	WB0727	4/22/1998	Grab Composite	Surface Soil	0	1	FT		Inorganics	Iron	14700	mg/kg		=	=	11.9	
WBG-279	WBG4234	10/31/2000	Grab	Surface Soil	0	1	FT		Inorganics	Iron	14400	mg/kg		=	=	12.7	
WBG-289	WBG4244	10/31/2000	Grab	Surface Soil	0	1	FT		Inorganics	Iron	14400	mg/kg		=	=	12.3	
WBGss-076	WBGSS-076-0541-SO	8/9/1996	Grab Composite	Surface Soil	0	2	FT		Inorganics	Iron	14400	mg/kg		=	=	1.9	
WBG-280	WBG4235	10/30/2000	Grab	Surface Soil	0	1	FT		Inorganics	Iron	14200	mg/kg		=	=	12.6	
WBG-235	WBG4122	10/19/2000	Grab	Surface Soil	0	1	FT		Inorganics	Iron	14100	mg/kg		=	=	12.2	
WBGss-341	WB3019	8/9/2000	Grab	Soil	0	1	NA	Pad 58, Plot 45	Inorganics	Iron	13400	mg/kg		=	=	11.5	
WBGss-130	WB0719	4/22/1998	Grab Composite	Surface Soil	0	1	FT		Inorganics	Iron	13400	mg/kg		=	=	12.3	

Station	Sample ID	Date Collected	Sample Type	Media	Depth	Sample Comment	Analysis	Chemical	Results	Units	Lab Qual	Data Qual	Qual	Detection Limit	Validation Code
WBG-234	WBG4119	10/19/2000	Grab	Surface Soil	0 1 FT		Inorganics	Iron	12800	mg/kg		=	=	11.7	
WBGss-031	WBGSS-031-0488-SO	8/7/1996	Grab Composite	Surface Soil	0 2 FT	West of pad #37	Inorganics	Iron	12800	mg/kg		=	=	1.9	
WBGss-106	WB0695	4/23/1998	Grab Composite	Surface Soil	0 1 FT		Inorganics	Iron	9450	mg/kg		=	=	12.1	
WBGss-154	WB0743	5/6/1998	Grab Composite	Surface Soil	0 1 FT		Inorganics	Iron	2720	mg/kg		=	=	10	
WBGss-153	WB0742	5/6/1998	Grab Composite	Surface Soil	0 1 FT		Inorganics	Iron	1350	mg/kg		=	=	10	
WBGss-114	WB0703	4/23/1998	Grab Composite	Surface Soil	0 1 FT		Inorganics	Iron	26400	mg/kg		J	J	12.1	I02
WBGss-359	WB3027	8/9/2000	Grab	Soil	0 1 NA	Pad 59, Plot 108	Inorganics	Lead	2800	mg/kg		=	=	7	
WBGss-122	WB0711	4/22/1998	Grab Composite	Surface Soil	0 1 FT		Inorganics	Lead	2150	mg/kg		=	=	3.8	
WBGss-174	WB0886	4/26/1998	Grab	Surface Soil	0 1 FT	ARCHIVED	Inorganics	Lead	1810	mg/kg		=	=	0.38	
WBGss-118	WB0707	4/22/1998	Grab Composite	Surface Soil	0 1 FT		Inorganics	Lead	1690	mg/kg		=	=	0.42	
WBGss-168	WB0768	4/29/1998	Grab	Surface Soil	0 1 FT		Inorganics	Lead	1010	mg/kg		=	=	0.37	
WBG-199	WBG4006	10/17/2000	Grab	Surface Soil	0 1 FT		Inorganics	Lead	922	mg/kg		=	=	0.39	
WBGss-055	WBGSS-055-0515-SO	8/8/1996	Grab Composite	Surface Soil	0 2 FT		Inorganics	Lead	916	mg/kg		=	=	0.16	
WBGss-141	WB0730	4/22/1998	Grab Composite	Surface Soil	0 1 FT		Inorganics	Lead	640	mg/kg		=	=	0.4	
WBGss-073	WBGSS-073-0537-SO	8/9/1996	Grab Composite	Surface Soil	0 2 FT		Inorganics	Lead	589	mg/kg		=	=	0.17	
WBGss-120	WB0709	4/22/1998	Grab Composite	Surface Soil	0 1 FT		Inorganics	Lead	569	mg/kg		=	=	0.4	
WBGss-034	WBGSS-034-0491-SO	8/6/1996	Grab Composite	Surface Soil	0 2 FT		Inorganics	Lead	504	mg/kg	*	=	=	0.14	
WBGss-128	WB0717	4/22/1998	Grab Composite	Surface Soil	0 1 FT		Inorganics	Lead	481	mg/kg		=	=	0.36	
WBG-226	WBG4091	10/20/2000	Grab	Surface Soil	0 1 FT		Inorganics	Lead	452	mg/kg		=	=	0.36	
WBGss-033	WBGSS-033-0490-SO	8/6/1996	Grab Composite	Surface Soil	0 2 FT	East end of pad #37	Inorganics	Lead	436	mg/kg	*	=	=	0.15	
WBGss-170	WB0881	5/4/1998	Grab Composite	Surface Soil	0 1 FT		Inorganics	Lead	385	mg/kg		=	=	0.41	
WBG-247	WBG4162	10/22/2000	Grab	Surface Soil	0 1 FT		Inorganics	Lead	336	mg/kg		=	=	0.38	
WBGss-194	WB0935	5/7/1998	Grab	Surface Soil	0 1 FT		Inorganics	Lead	333	mg/kg		=	=	0.38	
WBGss-041	WBGSS-041-0499-SO	7/31/1996	Grab	Surface Soil	0 0.5 FT	Logbook 40-2	Inorganics	Lead	314	mg/kg		=	=	0.15	
WBGss-362	WB3025	8/9/2000	Grab	Soil	0 1 NA	Pad 59, Plot 140	Inorganics	Lead	300	mg/kg		=	=	0.35	
WBGss-129	WB0718	4/22/1998	Grab Composite	Surface Soil	0 1 FT		Inorganics	Lead	297	mg/kg		=	=	0.39	
WBGss-069	WBGSS-069-0533-SO	8/9/1996	Grab Composite	Surface Soil	0 2 FT		Inorganics	Lead	289	mg/kg	*	=	=	0.17	
WBG-200	WBG4009	10/17/2000	Grab	Surface Soil	0 1 FT		Inorganics	Lead	256	mg/kg		=	=	0.37	
WBGss-035	WBGSS-035-0492-SO	8/6/1996	Grab Composite	Surface Soil	0 2 FT		Inorganics	Lead	236	mg/kg	*	=	=	0.14	
WBG-231	WBG4108	10/21/2000	Grab	Surface Soil	0 1 FT		Inorganics	Lead	223	mg/kg		=	=	0.39	
WBGss-054	WBGSS-054-0514-SO	8/8/1996	Grab Composite	Surface Soil	0 0.5 FT		Inorganics	Lead	202	mg/kg		=	=	0.15	
WBGss-072	WBGSS-072-0536-SO	8/9/1996	Grab Composite	Surface Soil	0 2 FT		Inorganics	Lead	201	mg/kg		=	=	0.14	
WBGss-037	WBGSS-037-0494-SO	8/6/1996	Grab Composite	Surface Soil	0 2 FT		Inorganics	Lead	189	mg/kg	*	=	=	0.15	
WBGss-173	WB0885	4/26/1998	Grab	Surface Soil	0 1 FT	ARCHIVED	Inorganics	Lead	156	mg/kg		=	=	0.36	
WBG-257	WBG4196	10/30/2000	Grab	Surface Soil	0 1 FT		Inorganics	Lead	150	mg/kg		=	=	0.35	
WBGss-177	WB0889	5/4/1998	Grab Composite	Surface Soil	0 1 FT		Inorganics	Lead	148	mg/kg		=	=	0.37	
WBGss-193	WB0932	5/7/1998	Grab	Surface Soil	0 1 FT		Inorganics	Lead	124	mg/kg		=	=	0.43	
WBGss-175	WB0887	5/4/1998	Grab Composite	Surface Soil	0 1 FT		Inorganics	Lead	118	mg/kg		=	=	0.41	
WBGss-132	WB0721	4/21/1998	Grab Composite	Surface Soil	0 1 FT		Inorganics	Lead	115	mg/kg		=	=	0.42	
WBGss-142	WB0731	4/22/1998	Grab Composite	Surface Soil	0 1 FT		Inorganics	Lead	112	mg/kg		=	=	0.38	
WBGss-371	WB3026	8/9/2000	Grab	Soil	0 1 NA	Pad 59, Plot 253	Inorganics	Lead	111	mg/kg		=	=	0.36	
WBG-240	WBG4139	10/21/2000	Grab	Surface Soil	0 1 FT		Inorganics	Lead	107	mg/kg		=	=	0.37	
WBG-254	WBG4187	10/16/2000	Grab	Surface Soil	0 1 FT		Inorganics	Lead	97.2	mg/kg		=	=	0.36	
WBGss-171	WB0882	5/4/1998	Grab Composite	Surface Soil	0 1 FT		Inorganics	Lead	89.4	mg/kg		=	=	0.37	
WBG-255	WBG4190	10/17/2000	Grab	Surface Soil	0 1 FT		Inorganics	Lead	88.7	mg/kg		=	=	0.36	
WBGss-062	WBGSS-062-0524-SO	8/8/1996	Grab Composite	Surface Soil	0 2 FT		Inorganics	Lead	87.2	mg/kg		=	=	0.16	
WBGss-176	WB0888	4/26/1998	Grab	Surface Soil	0 1 FT	ARCHIVED	Inorganics	Lead	77.9	mg/kg		=	=	0.38	
WBG-242	WBG4145	10/22/2000	Grab	Surface Soil	0 1 FT		Inorganics	Lead	72.2	mg/kg		=	=	0.37	
WBGss-130	WB0719	4/22/1998	Grab Composite	Surface Soil	0 1 FT		Inorganics	Lead	72.2	mg/kg		=	=	0.37	
WBGss-187	WB0912	5/6/1998	Grab	Surface Soil	0 1 FT		Inorganics	Lead	68.9	mg/kg		=	=	0.38	
WBG-296	WBG4315	11/2/2000	Grab	Surface Soil	0 1 FT		Inorganics	Lead	65.6	mg/kg		=	=	0.37	
WBGss-025	WBGSS-025-0482-SO	8/5/1996	Grab Composite	Surface Soil	0 0.5 FT	Refusal @ .5 bgs. Due to gravel in hole.	Inorganics	Lead	56.2	mg/kg	*	=	=	0.15	
WBGss-070	WBGSS-070-0534-SO	8/9/1996	Grab Composite	Surface Soil	0 2 FT		Inorganics	Lead	54.7	mg/kg		=	=	0.17	
WBGss-347	WB3023	8/9/2000	Grab	Soil	0 1 NA	Pad 58, Plot 158	Inorganics	Lead	54.3	mg/kg		=	=	0.35	
WBG-243	WBG4150	10/21/2000	Grab	Surface Soil	0 1 FT		Inorganics	Lead	52.4	mg/kg		=	=	0.36	
WBGss-119	WB0708	4/22/1998	Grab Composite	Surface Soil	0 1 FT		Inorganics	Lead	51.2	mg/kg		=	=	0.38	
WBGss-061	WBGSS-061-0523-SO	8/8/1996	Grab Composite	Surface Soil	0 2 FT		Inorganics	Lead	49.9	mg/kg		=	=	0.17	
WBGss-067	WBGSS-067-0529-SO	8/9/1996	Grab Composite	Surface Soil	0 2 FT		Inorganics	Lead	49.2	mg/kg	*	=	=	0.16	
WBGss-136	WB0725	4/22/1998	Grab Composite	Surface Soil	0 1 FT		Inorganics	Lead	48.5	mg/kg		=	=	0.4	
WBG-227	WBG4094	10/22/2000	Grab	Surface Soil	0 1 FT		Inorganics	Lead	44.9	mg/kg		=	=	0.38	
WBG-210	WBG4041	10/30/2000	Grab	Surface Soil	0 1 FT		Inorganics	Lead	41.7	mg/kg		=	=	0.35	
WBGss-056	WBGSS-056-0516-SO	8/8/1996	Grab Composite	Surface Soil	0 2 FT		Inorganics	Lead	39	mg/kg		=	=	0.16	
WBG-232	WBG4111	10/22/2000	Grab	Surface Soil	0 1 FT		Inorganics	Lead	37.4	mg/kg		=	=	0.35	
WBGss-172	WB0883	5/4/1998	Grab Composite	Surface Soil	0 1 FT		Inorganics	Lead	36.7	mg/kg		=	=	0.36	
WBGss-134	WB0723	4/21/1998	Grab Composite	Surface Soil	0 1 FT		Inorganics	Lead	36.3	mg/kg		=	=	0.37	
WBGss-135	WB0724	4/21/1998	Grab Composite	Surface Soil	0 1 FT		Inorganics	Lead	34.7	mg/kg		=	=	0.35	
WBGss-123	WB0712	4/22/1998	Grab Composite	Surface Soil	0 1 FT		Inorganics	Lead	34.5	mg/kg		=	=	0.36	
WBG-238	WBG4133	10/21/2000	Grab	Surface Soil	0 1 FT		Inorganics	Lead	34.3	mg/kg		=	=	0.39	
WBGss-178	WB0890	5/4/1998	Grab Composite	Surface Soil	0 1 FT		Inorganics	Lead	32	mg/kg		=	=	0.41	
WBGss-065	WBGSS-065-0527-SO	8/9/1996	Grab Composite	Surface Soil	0 2 FT		Inorganics	Lead	31.9	mg/kg	*	=	=	0.17	
WBGss-179	WB0891	5/4/1998	Grab Composite	Surface Soil	0 1 FT		Inorganics	Lead	31.5	mg/kg		=	=	0.39	
WBGss-133	WB0722	4/21/1998	Grab Composite	Surface Soil	0 1 FT		Inorganics	Lead	31.2	mg/kg		=	=	0.4	
WBG-224	WBG4085	10/20/2000	Grab	Surface Soil	0 1 FT		Inorganics	Lead	29.8	mg/kg		=	=	0.39	
WBG-256	WBG4193	10/17/2000	Grab	Surface Soil	0 1 FT		Inorganics	Lead	29.1	mg/kg		=	=	0.37	
WBG-237	WBG4128	10/22/2000	Grab	Surface Soil	0 1 FT		Inorganics	Lead	28.9	mg/kg		=	=	0.37	
WBG-263	WBG4216	11/1/2000	Grab	Surface Soil	0 1 FT		Inorganics	Lead	28.7	mg/kg		=	=	0.38	
WBG-223	WBG4082	10/20/2000	Grab	Surface Soil	0 1 FT		Inorganics	Lead	28.4	mg/kg		=	=	0.35	
WBGss-060	WBGSS-060-0522-SO	8/8/1996	Grab Composite	Surface Soil	0 2 FT		Inorganics	Lead	27.9	mg/kg		=	=	0.16	
WBGss-352	WB3021	8/9/2000	Grab	Soil	0 1 NA	Pad 58, Plot 234/235	Inorganics	Lead	25.7	mg/kg		=	=	0.34	
WBG-253	WBG4184	10/17/2000	Grab	Surface Soil	0 1 FT		Inorganics	Lead	25.5	mg/kg		=	=	0.36	
WBG-292	WBG4247	10/31/2000	Grab	Surface Soil	0 1 FT		Inorganics	Lead	25.1	mg/kg		=	=	0.4	
WBG-273	WBG4228	11/1/2000	Grab	Surface Soil	0 1 FT		Inorganics	Lead	25	mg/kg		=	=	0.41	
WBGss-138	WB0727	4/22/1998	Grab Composite	Surface Soil	0 1 FT		Inorganics	Lead	25	mg/kg		=	=	0.36	
WBGss-140	WB0729	4/22/1998	Grab Composite	Surface Soil	0 1 FT		Inorganics	Lead	24.9	mg/kg		=	=	0.42	
WBG-291	WBG4246	10/31/2000	Grab	Surface Soil	0 1 FT		Inorganics	Lead	24.7	mg/kg		=	=	0.35	
WBG-268	WBG4223	11/1/2000	Grab	Surface Soil	0 1 FT		Inorganics	Lead	24.4	mg/kg		=	=	0.41	
WBGss-139	WB0728	4/22/1998	Grab Composite	Surface Soil	0 1 FT		Inorganics	Lead	24.3	mg/kg		=	=	0.4	
WBG-282	WBG4237	10/31/2000	Grab	Surface Soil	0 1 FT		Inorganics	Lead	24.1	mg/kg		=	=	0.37	
WBGss-137	WB0726	4/22/1998	Grab Composite	Surface Soil	0 1 FT		Inorganics	Lead	24	mg/kg		=	=	0.41	
WBG-264	WBG4219	10/30/2000	Grab	Surface Soil	0 1 FT		Inorganics	Lead	23.6	mg/kg		=	=	0.38	
WBG-276	WBG4231	10/24/2000	Grab	Surface Soil	0 1 FT		Inorganics	Lead	23.2	mg/kg		=	=	0.36	
WBGss-189	WB0914	5/6/1998	Grab	Surface Soil	0 1 FT		Inorganics	Lead	22.9	mg/kg		=	=	0.36	
WBG-201	WBG4012	10/17/2000	Grab	Surface Soil	0 1 FT		Inorganics	Lead	22.5	mg/kg		=	=	0.37	

Station	Sample ID	Date Collected	Sample Type	Media	Depth	Sample Comment	Analysis	Chemical	Results	Units	Lab Qual	Data Qual	Qual	Detection Limit	Validation Code
WBGss-031	WBGSS-031-0488-SO	8/7/1996	Grab Composite	Surface Soil	0 2 FT	West of pad #37	Inorganics	Lead	21.5	mg/kg		=	=	0.14	
WBGss-004	WBGSS-004-0459-SO	7/30/1996	Grab Composite	Surface Soil	0 0.7 FT	Bottom of hole @ 8 inches	Inorganics	Lead	21.1	mg/kg	*	=	=	0.15	
WBG-270	WBG4225	11/1/2000	Grab	Surface Soil	0 1 FT		Inorganics	Lead	20.9	mg/kg		=	=	0.38	
WBG-266	WBG4221	10/30/2000	Grab	Surface Soil	0 1 FT		Inorganics	Lead	20.8	mg/kg		=	=	0.38	
WBG-271	WBG4226	11/1/2000	Grab	Surface Soil	0 1 FT		Inorganics	Lead	20.8	mg/kg		=	=	0.39	
WBG-287	WBG4242	10/31/2000	Grab	Surface Soil	0 1 FT		Inorganics	Lead	20.8	mg/kg		=	=	0.39	
WBG-286	WBG4241	10/31/2000	Grab	Surface Soil	0 1 FT		Inorganics	Lead	20.4	mg/kg		=	=	0.38	
WBG-288	WBG4243	10/31/2000	Grab	Surface Soil	0 1 FT		Inorganics	Lead	20.3	mg/kg		=	=	0.39	
WBGss-074	WBGSS-074-0538-SO	8/9/1996	Grab Composite	Surface Soil	0 0.5 FT		Inorganics	Lead	19.7	mg/kg		=	=	0.15	
WBG-258	WBG4201	11/1/2000	Grab	Surface Soil	0 1 FT		Inorganics	Lead	19	mg/kg		=	=	0.37	
WBG-285	WBG4240	10/31/2000	Grab	Surface Soil	0 1 FT		Inorganics	Lead	19	mg/kg		=	=	0.37	
WBGss-015	WBGSS-015-0470-SO	8/5/1996	Grab Composite	Surface Soil	0 2 FT		Inorganics	Lead	18.9	mg/kg	*	=	=	0.17	
WBG-225	WBG4088	10/20/2000	Grab	Surface Soil	0 1 FT		Inorganics	Lead	18.7	mg/kg		=	=	0.4	
WBG-230	WBG4105	10/20/2000	Grab	Surface Soil	0 1 FT		Inorganics	Lead	18.5	mg/kg		=	=	0.38	
WBG-236	WBG4125	10/20/2000	Grab	Surface Soil	0 1 FT		Inorganics	Lead	18.5	mg/kg		=	=	0.36	
WBGss-027	WBGSS-027-0484-SO	8/6/1996	Grab Composite	Surface Soil	0 0.5 FT		Inorganics	Lead	18.5	mg/kg	*	=	=	0.16	
WBGss-006	WBGSS-006-0461-SO	7/30/1996	Grab Composite	Surface Soil	0 2 FT		Inorganics	Lead	18.4	mg/kg	*	=	=	0.16	
WBGss-143	WB0732	4/22/1998	Grab Composite	Surface Soil	0 1 FT		Inorganics	Lead	18.3	mg/kg		=	=	0.34	
WBG-272	WBG4227	11/1/2000	Grab	Surface Soil	0 1 FT		Inorganics	Lead	18.1	mg/kg		=	=	0.37	
WBGss-036	WBGSS-036-0493-SO	8/6/1996	Grab Composite	Surface Soil	0 2 FT		Inorganics	Lead	18.1	mg/kg	*	=	=	0.15	
WBGss-038	WBGSS-038-0495-SO	8/6/1996	Grab Composite	Surface Soil	0 2 FT		Inorganics	Lead	18.1	mg/kg	*	=	=	0.15	
WBGss-024	WBGSS-024-0481-SO	8/5/1996	Grab Composite	Surface Soil	0 2 FT		Inorganics	Lead	17.9	mg/kg	*	=	=	0.18	
WBGss-010	WBGSS-010-0465-SO	8/5/1996	Grab Composite	Surface Soil	0 2 FT		Inorganics	Lead	17.7	mg/kg	*	=	=	0.16	
WBGss-068	WBGSS-068-0532-SO	8/9/1996	Grab Composite	Surface Soil	0 2 FT		Inorganics	Lead	17.5	mg/kg	*	=	=	0.17	
WBGss-011	WBGSS-011-0466-SO	8/5/1996	Grab Composite	Surface Soil	0 2 FT		Inorganics	Lead	17.1	mg/kg	*	=	=	0.16	
WBG-229	WBG4102	10/21/2000	Grab	Surface Soil	0 1 FT		Inorganics	Lead	16.9	mg/kg		=	=	0.38	
WBG-284	WBG4239	10/31/2000	Grab	Surface Soil	0 1 FT		Inorganics	Lead	16.7	mg/kg		=	=	0.39	
WBG-265	WBG4220	10/30/2000	Grab	Surface Soil	0 1 FT		Inorganics	Lead	16.5	mg/kg		=	=	0.37	
WBGss-188	WB0913	5/6/1998	Grab	Surface Soil	0 1 FT		Inorganics	Lead	16.5	mg/kg		=	=	0.38	
WBG-203	WBG4018	10/22/2000	Grab	Surface Soil	0 1 FT		Inorganics	Lead	16	mg/kg		=	=	0.35	
WBGss-066	WBGSS-066-0528-SO	8/9/1996	Grab Composite	Surface Soil	0 2 FT		Inorganics	Lead	16	mg/kg		=	=	0.15	
WBG-280	WBG4235	10/30/2000	Grab	Surface Soil	0 1 FT		Inorganics	Lead	15.9	mg/kg		=	=	0.38	
WBGss-012	WBGSS-012-0467-SO	8/5/1996	Grab Composite	Surface Soil	0 2 FT		Inorganics	Lead	15.9	mg/kg	*	=	=	0.17	
WBGss-022	WBGSS-022-0479-SO	8/5/1996	Grab Composite	Surface Soil	0 2 FT		Inorganics	Lead	15.8	mg/kg	*	=	=	0.17	
WBGss-008	WBGSS-008-0463-SO	7/30/1996	Grab Composite	Surface Soil	0 2 FT	VOCs collected from 1.5- 2.0 ft depth.	Inorganics	Lead	15.7	mg/kg		=	=	0.15	
WBGss-117	WB0706	4/22/1998	Grab Composite	Surface Soil	0 1 FT		Inorganics	Lead	15.7	mg/kg		=	=	0.36	
WBGss-013	WBGSS-013-0468-SO	8/5/1996	Grab Composite	Surface Soil	0 2 FT		Inorganics	Lead	15.6	mg/kg	*	=	=	0.16	
WBGss-026	WBGSS-026-0483-SO	8/6/1996	Grab Composite	Surface Soil	0 1.3 FT		Inorganics	Lead	15.5	mg/kg	*	=	=	0.15	
WBGss-131	WB0720	4/21/1998	Grab Composite	Surface Soil	0 1 FT		Inorganics	Lead	15.5	mg/kg		=	=	0.37	
WBG-233	WBG4116	10/20/2000	Grab	Surface Soil	0 1 FT		Inorganics	Lead	15.4	mg/kg		=	=	0.37	
WBG-241	WBG4142	10/21/2000	Grab	Surface Soil	0 1 FT		Inorganics	Lead	15.4	mg/kg		=	=	0.36	
WBGss-018	WBGSS-018-0473-SO	8/6/1996	Grab Composite	Surface Soil	0 1.5 FT		Inorganics	Lead	15.1	mg/kg	*	=	=	0.15	
WBG-290	WBG4245	10/31/2000	Grab	Surface Soil	0 1 FT		Inorganics	Lead	14.8	mg/kg		=	=	0.38	
WBGss-002	WBGSS-002-0457-SO	7/31/1996	Grab Composite	Surface Soil	0 2 FT		Inorganics	Lead	14.7	mg/kg		=	=	0.16	
WBGss-346	WB3022	8/9/2000	Grab	Soil	0 1 NA	Pad 58, Plot 156	Inorganics	Lead	14.2	mg/kg		=	=	0.34	
WBGss-007	WBGSS-007-0462-SO	7/30/1996	Grab Composite	Surface Soil	0 2 FT		Inorganics	Lead	14	mg/kg	*	=	=	0.15	
WBG-297	WBG4316	11/2/2000	Grab	Surface Soil	0 1 FT		Inorganics	Lead	13.8	mg/kg		=	=	0.37	
WBGss-344	WB3020	8/9/2000	Grab	Soil	0 1 NA	Pad 58, Plot 104	Inorganics	Lead	13.8	mg/kg		=	=	0.35	
WBG-283	WBG4238	10/31/2000	Grab	Surface Soil	0 1 FT		Inorganics	Lead	13.7	mg/kg		=	=	0.37	
WBGss-016	WBGSS-016-0471-SO	8/6/1996	Grab Composite	Surface Soil	0 2 FT		Inorganics	Lead	13.7	mg/kg	*	=	=	0.15	
WBGss-021	WBGSS-021-0478-SO	8/5/1996	Grab Composite	Surface Soil	0 2 FT	Volatile samples collected at 1.5 ft bgs.	Inorganics	Lead	13.7	mg/kg	*	=	=	0.14	
WBGss-040	WBGSS-040-0497-SO	7/31/1996	Grab Composite	Surface Soil	0 2 FT		Inorganics	Lead	13.7	mg/kg	*	=	=	0.14	
WBG-239	WBG4136	10/21/2000	Grab	Surface Soil	0 1 FT		Inorganics	Lead	13.6	mg/kg		=	=	0.37	
WBGss-009	WBGSS-009-0464-SO	8/5/1996	Grab Composite	Surface Soil	0 2 FT		Inorganics	Lead	13.4	mg/kg	*	=	=	0.15	
WBGss-039	WBGSS-039-0496-SO	7/31/1996	Grab Composite	Surface Soil	0 2 FT	Logbook 40-2	Inorganics	Lead	13.4	mg/kg	*	=	=	0.14	
WBGss-023	WBGSS-023-0480-SO	8/5/1996	Grab Composite	Surface Soil	0 2 FT		Inorganics	Lead	13.2	mg/kg	*	=	=	0.16	
WBGss-020	WBGSS-020-0477-SO	8/5/1996	Grab Composite	Surface Soil	0 2 FT		Inorganics	Lead	12.9	mg/kg	*	=	=	0.15	
WBGss-003	WBGSS-003-0458-SO	7/31/1996	Grab Composite	Surface Soil	0 2 FT		Inorganics	Lead	12.8	mg/kg		=	=	0.15	
WBG-262	WBG4213	11/1/2000	Grab	Surface Soil	0 1 FT		Inorganics	Lead	12.7	mg/kg		=	=	0.36	
WBGss-014	WBGSS-014-0469-SO	8/8/1996	Grab Composite	Surface Soil	0 1.5 FT		Inorganics	Lead	12.7	mg/kg	*	=	=	0.15	
WBG-279	WBG4234	10/31/2000	Grab	Surface Soil	0 1 FT		Inorganics	Lead	12.5	mg/kg		=	=	0.38	
WBGss-019	WBGSS-019-0474-SO	8/6/1996	Grab Composite	Surface Soil	0 1.5 FT		Inorganics	Lead	12.5	mg/kg	*	=	=	0.16	
WBGss-005	WBGSS-005-0460-SO	7/30/1996	Grab Composite	Surface Soil	0 2 FT		Inorganics	Lead	12.4	mg/kg	*	=	=	0.15	
WBGss-075	WBGSS-075-0539-SO	8/9/1996	Grab Composite	Surface Soil	0 2 FT		Inorganics	Lead	11.7	mg/kg		=	=	0.16	
WBGss-353	WB3024	8/9/2000	Grab	Soil	0 1 NA	Pad 58, Plot 251	Inorganics	Lead	11.6	mg/kg		=	=	0.34	
WBG-289	WBG4244	10/31/2000	Grab	Surface Soil	0 1 FT		Inorganics	Lead	11.5	mg/kg		=	=	0.37	
WBGss-017	WBGSS-017-0472-SO	8/6/1996	Grab Composite	Surface Soil	0 2 FT		Inorganics	Lead	11.4	mg/kg	*	=	=	0.14	
WBGss-053	WBGSS-053-0513-SO	8/13/1996	Grab Composite	Surface Soil	0 2 FT	Relocated to PAD-43 (PAD-57 couldn't be located.)	Inorganics	Lead	11.4	mg/kg	*	=	=	0.16	
WBG-293	WBG4248	10/31/2000	Grab	Surface Soil	0 1 FT		Inorganics	Lead	11	mg/kg		=	=	0.38	
WBGss-001	WBGSS-001-0456-SO	7/31/1996	Grab Composite	Surface Soil	0 2 FT		Inorganics	Lead	11	mg/kg		=	=	0.14	
WBGss-076	WBGSS-076-0541-SO	8/9/1996	Grab Composite	Surface Soil	0 2 FT		Inorganics	Lead	11	mg/kg		=	=	0.14	
WBGss-051	WBGSS-051-0509-SO	8/8/1996	Grab Composite	Surface Soil	0 2 FT		Inorganics	Lead	10.2	mg/kg	*	=	=	0.15	
WBGss-341	WB3019	8/9/2000	Grab	Soil	0 1 NA	Pad 58, Plot 45	Inorganics	Lead	6.4	mg/kg		=	=	0.34	
WBGss-153	WB0742	5/6/1998	Grab Composite	Surface Soil	0 1 FT		Inorganics	Lead	5.6	mg/kg		=	=	0.6	
WBGss-146	WB0735	4/23/1998	Grab Composite	Surface Soil	0 1 FT		Inorganics	Lead	2200	mg/kg		J	J	11.2	I02
WBGss-107	WB0696	4/23/1998	Grab Composite	Surface Soil	0 1 FT		Inorganics	Lead	1490	mg/kg		J	J	0.36	I02
WBGss-114	WB0703	4/23/1998	Grab Composite	Surface Soil	0 1 FT		Inorganics	Lead	1020	mg/kg		J	J	0.36	I02
WBG-207	WBG4032	10/18/2000	Grab	Surface Soil	0 1 FT		Inorganics	Lead	835	mg/kg		J	J	0.38	I01
WBGss-057	WBGSS-057-0517-SO	8/7/1996	Grab Composite	Surface Soil	0 2 FT		Inorganics	Lead	721	mg/kg	*	J	J	0.17	I01
WBGss-058	WBGSS-058-0520-SO	8/7/1996	Grab Composite	Surface Soil	0 1.4 FT	Refusal at 1.4 feet.	Inorganics	Lead	522	mg/kg	*	J	J	0.16	I01
WBGss-145	WB0734	4/23/1998	Grab Composite	Surface Soil	0 1 FT		Inorganics	Lead	359	mg/kg		J	J	0.4	I02
WBGss-109	WB0698	4/23/1998	Grab Composite	Surface Soil	0 1 FT		Inorganics	Lead	300	mg/kg		J	J	0.4	I02
WBGss-389	WB2016	8/8/2000	Grab	Soil	0 1 NA	Pad 66, Plot 242	Inorganics	Lead	290	mg/kg		J	J	0.34	I03
WBG-215	WBG4058	10/18/2000	Grab	Surface Soil	0 1 FT		Inorganics	Lead	281	mg/kg		J	J	0.39	I01
WBG-246	WBG4159	10/23/2000	Grab	Surface Soil	0 1 FT		Inorganics	Lead	208	mg/kg		J	J	0.37	I03
WBG-213	WBG4052	10/18/2000	Grab	Surface Soil	0 1 FT		Inorganics	Lead	176	mg/kg		J	J	0.38	I01
WBG-209	WBG4038	10/18/2000	Grab	Surface Soil	0 1 FT		Inorganics	Lead	127	mg/kg		J	J	0.4	I01
WBG-261	WBG4210	10/23/2000	Grab	Surface Soil	0 1 FT		Inorganics	Lead	125	mg/kg		J	J	0.37	I03
WBGss-116	WB0705	4/23/1998	Grab Composite	Surface Soil	0 1 FT		Inorganics	Lead	122	mg/kg		J	J	0.42	I02
WBGss-030	WBGSS-030-0487-SO	8/7/1996	Grab Composite	Surface Soil	0 1.5 FT	South of Burn area, Pad #37.	Inorganics	Lead	108	mg/kg	N	J	J	0.16	I02
WBG-235	WBG4122	10/19/2000	Grab	Surface Soil	0 1 FT		Inorganics	Lead	98.8	mg/kg		J	J	0.36	I01
WBG-208	WBG4035	10/18/2000	Grab	Surface Soil	0 1 FT		Inorganics	Lead	92	mg/kg		J	J	0.37	I01
WBG-260	WBG4207	10/23/2000	Grab	Surface Soil	0 1 FT		Inorganics	Lead	88.3	mg/kg		J	J	0.34	I03

Station	Sample ID	Date Collected	Sample Type	Media	Depth			Sample Comment	Analysis	Chemical	Results	Units	Lab Qual	Data Qual	Qual	Detection Limit	Validation Code
WBGss-150	WB0739	4/23/1998	Grab Composite	Surface Soil	0	1	FT		Inorganics	Lead	85.8	mg/kg		J	J	0.37	I02
WBG-212	WBG4049	10/18/2000	Grab	Surface Soil	0	1	FT		Inorganics	Lead	84.1	mg/kg		J	J	0.36	I01
WBG-234	WBG4119	10/19/2000	Grab	Surface Soil	0	1	FT		Inorganics	Lead	81.9	mg/kg		J	J	0.35	I01
WBGss-149	WB0738	4/23/1998	Grab Composite	Surface Soil	0	1	FT		Inorganics	Lead	75.2	mg/kg		J	J	0.37	I02
WBG-206	WBG4029	10/18/2000	Grab	Surface Soil	0	1	FT		Inorganics	Lead	71.8	mg/kg		J	J	0.35	I01
WBGss-390	WB2018	8/8/2000	Grab	Soil	0	1	NA	Pad 66, Plot 243	Inorganics	Lead	69.1	mg/kg		J	J	0.36	I03
WBG-259	WBG4204	10/23/2000	Grab	Surface Soil	0	1	FT		Inorganics	Lead	64.7	mg/kg		J	J	0.34	I03
WBGss-064	WBGSS-064-0526-SO	8/7/1996	Grab Composite	Surface Soil	0	2	FT		Inorganics	Lead	57.7	mg/kg	*	J	J	0.17	I01
WBGss-313	WB1006	8/8/2000	Grab	Soil	0	1	NA	Pad 37, Plot 236	Inorganics	Lead	56.8	mg/kg		J	J	0.37	I03
WBGss-148	WB0737	4/23/1998	Grab Composite	Surface Soil	0	1	FT		Inorganics	Lead	55.1	mg/kg		J	J	0.37	I02
WBGss-113	WB0702	4/23/1998	Grab Composite	Surface Soil	0	1	FT		Inorganics	Lead	53.7	mg/kg		J	J	0.34	I02
WBGss-299	WB1009	8/8/2000	Grab	Soil	0	1	NA	Pad 37, Plot 11	Inorganics	Lead	52.7	mg/kg		J	J	0.35	I03
WBGss-052	WBGSS-052-0512-SO	8/7/1996	Grab Composite	Surface Soil	0	2	FT		Inorganics	Lead	45.2	mg/kg	*	J	J	0.16	I01
WBGss-110	WB0699	4/23/1998	Grab Composite	Surface Soil	0	1	FT		Inorganics	Lead	43.2	mg/kg		J	J	0.38	I02
WBGss-169	WB0884	4/26/1998	Grab	Surface Soil	0	1	FT		Inorganics	Lead	41.6	mg/kg		J	J	0.36	I01
WBGss-063	WBGSS-063-0525-SO	8/7/1996	Grab Composite	Surface Soil	0	2	FT		Inorganics	Lead	40.1	mg/kg	*	J	J	0.17	I01
WBG-205	WBG4026	10/18/2000	Grab	Surface Soil	0	1	FT		Inorganics	Lead	38.9	mg/kg		J	J	0.37	I01
WBGss-115	WB0704	4/23/1998	Grab Composite	Surface Soil	0	1	FT		Inorganics	Lead	38.9	mg/kg		J	J	0.37	I02
WBG-204	WBG4023	10/18/2000	Grab	Surface Soil	0	1	FT		Inorganics	Lead	38.2	mg/kg		J	J	0.37	I01
WBGss-388	WB2017	8/8/2000	Grab	Soil	0	1	NA	Pad 66, Plot 226	Inorganics	Lead	38.2	mg/kg		J	J	0.36	I03
WBG-249	WBG4170	10/23/2000	Grab	Surface Soil	0	1	FT		Inorganics	Lead	37.7	mg/kg		J	J	0.33	I03
WBG-245	WBG4156	10/23/2000	Grab	Surface Soil	0	1	FT		Inorganics	Lead	37	mg/kg		J	J	0.37	I03
WBG-250	WBG4173	10/23/2000	Grab	Surface Soil	0	1	FT		Inorganics	Lead	36.4	mg/kg		J	J	0.37	I03
WBG-267	WBG4222	10/24/2000	Grab	Surface Soil	0	1	FT		Inorganics	Lead	36.4	mg/kg		J	J	0.37	I03
WBGss-050	WBGSS-050-0508-SO	8/7/1996	Grab Composite	Surface Soil	0	1	FT	Refusal at 1.0 ft bgs. due to cobble/gravel.	Inorganics	Lead	32.5	mg/kg	N	J	J	0.16	I02
WBG-251	WBG4176	10/23/2000	Grab	Surface Soil	0	1	FT		Inorganics	Lead	31.1	mg/kg		J	J	0.39	I03
WBGss-325	WB1004	8/8/2000	Grab	Soil	0	1	NA	Pad 38, Plot 135	Inorganics	Lead	30.2	mg/kg		J	J	0.34	I03
WBGss-077	WBGSS-077-0542-SO	8/13/1996	Grab Composite	Surface Soil	0	0.8	FT	Note: Moved to PAD-32.	Inorganics	Lead	28.1	mg/kg		J	J	0.16	I01
WBGss-144	WB0733	4/23/1998	Grab Composite	Surface Soil	0	1	FT		Inorganics	Lead	27	mg/kg		J	J	0.41	I02
WBGss-314	WB1007	8/8/2000	Grab	Soil	0	1	NA	Pad 37, Plot 265	Inorganics	Lead	25.9	mg/kg		J	J	0.34	I03
WBG-269	WBG4224	10/24/2000	Grab	Surface Soil	0	1	FT		Inorganics	Lead	25.6	mg/kg		J	J	0.38	I03
WBG-274	WBG4229	10/24/2000	Grab	Surface Soil	0	1	FT		Inorganics	Lead	25.3	mg/kg		J	J	0.38	I03
WBGss-032	WBGSS-032-0489-SO	8/7/1996	Grab Composite	Surface Soil	0	0.5	FT	North of Pad #37.	Inorganics	Lead	23.8	mg/kg	N	J	J	0.15	I02
WBGss-112	WB0701	4/23/1998	Grab Composite	Surface Soil	0	1	FT		Inorganics	Lead	22.7	mg/kg		J	J	0.37	I02
WBGss-308	WB1008	8/8/2000	Grab	Soil	0	1	NA	Pad 37, Plot 130	Inorganics	Lead	21.6	mg/kg		J	J	0.36	I03
WBGss-049	WBGSS-049-0507-SO	8/7/1996	Grab Composite	Surface Soil	0	2	FT		Inorganics	Lead	21.5	mg/kg	N	J	J	0.18	I02
WBGss-322	WB1003	8/8/2000	Grab	Soil	0	1	NA	Pad 38, Plot 30	Inorganics	Lead	21.4	mg/kg		J	J	0.35	I03
WBG-278	WBG4233	10/24/2000	Grab	Surface Soil	0	1	FT		Inorganics	Lead	21.1	mg/kg		J	J	0.39	I03
WBG-277	WBG4232	10/24/2000	Grab	Surface Soil	0	1	FT		Inorganics	Lead	20.8	mg/kg		J	J	0.38	I03
WBGss-101	WB0690	4/23/1998	Grab Composite	Surface Soil	0	1	FT		Inorganics	Lead	20.5	mg/kg		J	J	0.38	I02
WBG-214	WBG4055	10/18/2000	Grab	Surface Soil	0	1	FT		Inorganics	Lead	20.3	mg/kg		J	J	0.4	I01
WBGss-326	WB1001	8/8/2000	Grab	Soil	0	1	NA	Pad 38, Plot 154	Inorganics	Lead	19.8	mg/kg		J	J	0.35	I03
WBGss-147	WB0736	4/23/1998	Grab Composite	Surface Soil	0	1	FT		Inorganics	Lead	19.6	mg/kg		J	J	0.38	I02
WBGss-105	WB0694	4/23/1998	Grab Composite	Surface Soil	0	1	FT		Inorganics	Lead	19.5	mg/kg		J	J	0.38	I02
WBGss-324	WB1002	8/8/2000	Grab	Soil	0	1	NA	Pad 38, Plot 126	Inorganics	Lead	18.8	mg/kg		J	J	0.35	I03
WBGss-029	WBGSS-029-0486-SO	8/7/1996	Grab Composite	Surface Soil	0	2	FT		Inorganics	Lead	18.6	mg/kg	N	J	J	0.16	I02
WBGss-108	WB0697	4/23/1998	Grab Composite	Surface Soil	0	1	FT		Inorganics	Lead	18.3	mg/kg		J	J	0.38	I02
WBGss-097	WBGSS-097-0564-SO	8/13/1996	Grab Composite	Surface Soil	0	2	FT	Note: This location(TBD) used at PAD-41	Inorganics	Lead	17.9	mg/kg		J	J	0.16	I01
WBGss-045	WBGSS-045-0503-SO	8/7/1996	Grab Composite	Surface Soil	0	1	FT	Refusal due to large cobble at 1.0 ft.	Inorganics	Lead	17.7	mg/kg	N	J	J	0.16	I02
WBGss-111	WB0700	4/23/1998	Grab Composite	Surface Soil	0	1	FT		Inorganics	Lead	17.5	mg/kg		J	J	0.36	I02
WBGss-028	WBGSS-028-0485-SO	8/7/1996	Grab Composite	Surface Soil	0	2	FT		Inorganics	Lead	17	mg/kg	N	J	J	0.16	I02
WBGss-100	WB0689	4/23/1998	Grab Composite	Surface Soil	0	1	FT		Inorganics	Lead	16.8	mg/kg		J	J	0.38	I02
WBG-275	WBG4230	10/24/2000	Grab	Surface Soil	0	1	FT		Inorganics	Lead	16.1	mg/kg		J	J	0.38	I03
WBGss-106	WB0695	4/23/1998	Grab Composite	Surface Soil	0	1	FT		Inorganics	Lead	16.1	mg/kg		J	J	0.36	I02
WBGss-103	WB0692	4/23/1998	Grab Composite	Surface Soil	0	1	FT		Inorganics	Lead	15.9	mg/kg		J	J	0.38	I02
WBG-281	WBG4236	10/24/2000	Grab	Surface Soil	0	1	FT		Inorganics	Lead	15.4	mg/kg		J	J	0.36	I03
WBGss-334	WB1005	8/8/2000	Grab	Soil	0	1	NA	Pad 38, Plot 295	Inorganics	Lead	15	mg/kg		J	J	0.36	I03
WBGss-047	WBGSS-047-0505-SO	8/7/1996	Grab Composite	Surface Soil	0	2	FT		Inorganics	Lead	14.9	mg/kg	N	J	J	0.17	I02
WBGss-098	WBGSS-098-0565-SO	8/14/1996	Grab Composite	Surface Soil	0	2	FT		Inorganics	Lead	14.5	mg/kg		J	J	0.17	I01
WBGss-044	WBGSS-044-0502-SO	8/7/1996	Grab Composite	Surface Soil	0	2	FT		Inorganics	Lead	14.4	mg/kg	N	J	J	0.16	I02
WBGss-046	WBGSS-046-0504-SO	8/7/1996	Grab Composite	Surface Soil	0	2	FT		Inorganics	Lead	14.4	mg/kg	N	J	J	0.16	I02
WBGss-048	WBGSS-048-0506-SO	8/7/1996	Grab Composite	Surface Soil	0	2	FT		Inorganics	Lead	14.4	mg/kg	N	J	J	0.16	I02
WBGss-043	WBGSS-043-0501-SO	8/7/1996	Grab Composite	Surface Soil	0	2	FT		Inorganics	Lead	13.7	mg/kg	N	J	J	0.15	I02
WBGss-102	WB0691	4/23/1998	Grab Composite	Surface Soil	0	1	FT		Inorganics	Lead	13.7	mg/kg		J	J	0.35	I02
WBGss-104	WB0693	4/23/1998	Grab Composite	Surface Soil	0	1	FT		Inorganics	Lead	12.7	mg/kg		J	J	0.36	I02
WBGss-042	WBGSS-042-0500-SO	8/7/1996	Grab Composite	Surface Soil	0	2	FT		Inorganics	Lead	12.4	mg/kg	N	J	J	0.16	I02
WBGss-154	WB0743	5/6/1998	Grab Composite	Surface Soil	0	1	FT		Inorganics	Lead	0.3	mg/kg	U	U	U	0.3	
WBGss-153	WB0742	5/6/1998	Grab Composite	Surface Soil	0	1	FT		Inorganics	Magnesium	53700	mg/kg		=	=	1000	
WBGss-154	WB0743	5/6/1998	Grab Composite	Surface Soil	0	1	FT		Inorganics	Magnesium	49700	mg/kg		=	=	502	
WBGss-031	WBGSS-031-0488-SO	8/7/1996	Grab Composite	Surface Soil	0	2	FT	West of pad #37	Inorganics	Magnesium	13100	mg/kg		=	=	6.4	
WBG-260	WBG4207	10/23/2000	Grab	Surface Soil	0	1	FT		Inorganics	Magnesium	9980	mg/kg		=	=	574	
WBG-234	WBG4119	10/19/2000	Grab	Surface Soil	0	1	FT		Inorganics	Magnesium	8630	mg/kg		=	=	585	
WBGss-313	WB1006	8/8/2000	Grab	Soil	0	1	NA	Pad 37, Plot 236	Inorganics	Magnesium	8580	mg/kg		=	=	617	
WBG-262	WBG4213	11/1/2000	Grab	Surface Soil	0	1	FT		Inorganics	Magnesium	7610	mg/kg		=	=	603	
WBGss-325	WB1004	8/8/2000	Grab	Soil	0	1	NA	Pad 38, Plot 135	Inorganics	Magnesium	6840	mg/kg		=	=	565	
WBG-261	WBG4210	10/23/2000	Grab	Surface Soil	0	1	FT		Inorganics	Magnesium	5950	mg/kg		=	=	623	
WBG-235	WBG4122	10/19/2000	Grab	Surface Soil	0	1	FT		Inorganics	Magnesium	5890	mg/kg		=	=	608	
WBGss-149	WB0738	4/23/1998	Grab Composite	Surface Soil	0	1	FT		Inorganics	Magnesium	5320	mg/kg		=	=	622	
WBGss-188	WB0913	5/6/1998	Grab	Surface Soil	0	1	FT		Inorganics	Magnesium	4180	mg/kg		=	=	637	
WBGss-146	WB0735	4/23/1998	Grab Composite	Surface Soil	0	1	FT		Inorganics	Magnesium	4150	mg/kg		=	=	562	
WBG-207	WBG4032	10/18/2000	Grab	Surface Soil	0	1	FT		Inorganics	Magnesium	4110	mg/kg		=	=	638	
WBGss-150	WB0739	4/23/1998	Grab Composite	Surface Soil	0	1	FT		Inorganics	Magnesium	4100	mg/kg		=	=	608	
WBGss-189	WB0914	5/6/1998	Grab	Surface Soil	0	1	FT		Inorganics	Magnesium	4080	mg/kg		=	=	606	
WBG-232	WBG4111	10/22/2000	Grab	Surface Soil	0	1	FT		Inorganics	Magnesium	4000	mg/kg		=	=	576	
WBGss-147	WB0736	4/23/1998	Grab Composite	Surface Soil	0	1	FT		Inorganics	Magnesium	3970	mg/kg		=	=	631	
WBGss-314	WB1007	8/8/2000	Grab	Soil	0	1	NA	Pad 37, Plot 265	Inorganics	Magnesium	3930	mg/kg		=	=	569	
WBGss-326	WB1001	8/8/2000	Grab	Soil	0	1	NA	Pad 38, Plot 154	Inorganics	Magnesium	3910	mg/kg		=	=	576	
WBG-203	WBG4018	10/22/2000	Grab	Surface Soil	0	1	FT		Inorganics	Magnesium	3650	mg/kg		=	=	581	
WBG-283	WBG4238	10/31/2000	Grab	Surface Soil	0	1	FT		Inorganics	Magnesium	3620	mg/kg		=	=	624	
WBG-199	WBG4006	10/17/2000	Grab	Surface Soil	0	1	FT		Inorganics	Magnesium	3570	mg/kg		=	=	647	
WBG-215	WBG4058	10/18/2000	Grab	Surface Soil	0	1	FT		Inorganics	Magnesium	3530	mg/kg		=	=	655	
WBG-258	WBG4201	11/1/2000	Grab	Surface Soil	0	1	FT		Inorganics	Magnesium	3530	mg/kg		=	=	620	
WBGss-388	WB2017	8/8/2000	Grab	Soil	0	1	NA	Pad 66, Plot 226	Inorganics	Magnesium	3480	mg/kg		=	=	596	

Station	Sample ID	Date Collected	Sample Type	Media	Depth		Sample Comment	Analysis	Chemical	Results	Units	Lab Qual	Data Qual	Qual	Detection Limit	Validation Code
WBGss-118	WB0707	4/22/1998	Grab Composite	Surface Soil	0	1 FT		Inorganics	Magnesium	3420	mg/kg		=	=	698	
WBGss-299	WB1009	8/8/2000	Grab	Soil	0	1 NA	Pad 37, Plot 11	Inorganics	Magnesium	3410	mg/kg		=	=	584	
WBGss-389	WB2016	8/8/2000	Grab	Soil	0	1 NA	Pad 66, Plot 242	Inorganics	Magnesium	3410	mg/kg		=	=	568	
WBGss-390	WB2018	8/8/2000	Grab	Soil	0	1 NA	Pad 66, Plot 243	Inorganics	Magnesium	3410	mg/kg		=	=	594	
WBGss-322	WB1003	8/8/2000	Grab	Soil	0	1 NA	Pad 38, Plot 30	Inorganics	Magnesium	3370	mg/kg		=	=	584	
WBGss-168	WB0768	4/29/1998	Grab	Surface Soil	0	1 FT		Inorganics	Magnesium	3330	mg/kg		=	=	619	
WBG-275	WBG4230	10/24/2000	Grab	Surface Soil	0	1 FT		Inorganics	Magnesium	3220	mg/kg		=	=	629	
WBG-246	WBG4159	10/23/2000	Grab	Surface Soil	0	1 FT		Inorganics	Magnesium	3190	mg/kg		=	=	619	
WBG-201	WBG4012	10/17/2000	Grab	Surface Soil	0	1 FT		Inorganics	Magnesium	3180	mg/kg		=	=	609	
WBGss-334	WB1005	8/8/2000	Grab	Soil	0	1 NA	Pad 38, Plot 295	Inorganics	Magnesium	3140	mg/kg		=	=	597	
WBGss-308	WB1008	8/8/2000	Grab	Soil	0	1 NA	Pad 37, Plot 130	Inorganics	Magnesium	3020	mg/kg		=	=	592	
WBG-200	WBG4009	10/17/2000	Grab	Surface Soil	0	1 FT		Inorganics	Magnesium	3010	mg/kg		=	=	620	
WBGss-324	WB1002	8/8/2000	Grab	Soil	0	1 NA	Pad 38, Plot 126	Inorganics	Magnesium	3010	mg/kg		=	=	582	
WBGss-120	WB0709	4/22/1998	Grab Composite	Surface Soil	0	1 FT		Inorganics	Magnesium	2990	mg/kg		=	=	660	
WBG-296	WBG4315	11/2/2000	Grab	Surface Soil	0	1 FT		Inorganics	Magnesium	2980	mg/kg		=	=	617	
WBG-206	WBG4029	10/18/2000	Grab	Surface Soil	0	1 FT		Inorganics	Magnesium	2930	mg/kg		=	=	590	
WBGss-122	WB0711	4/22/1998	Grab Composite	Surface Soil	0	1 FT		Inorganics	Magnesium	2920	mg/kg		=	=	639	
WBG-213	WBG4052	10/18/2000	Grab	Surface Soil	0	1 FT		Inorganics	Magnesium	2830	mg/kg		=	=	628	
WBG-233	WBG4116	10/20/2000	Grab	Surface Soil	0	1 FT		Inorganics	Magnesium	2810	mg/kg		=	=	613	
WBG-268	WBG4223	11/1/2000	Grab	Surface Soil	0	1 FT		Inorganics	Magnesium	2810	mg/kg		=	=	679	
WBGss-171	WB0882	5/4/1998	Grab Composite	Surface Soil	0	1 FT		Inorganics	Magnesium	2810	mg/kg		=	=	612	
WBG-282	WBG4237	10/31/2000	Grab	Surface Soil	0	1 FT		Inorganics	Magnesium	2780	mg/kg		=	=	623	
WBGss-187	WB0912	5/6/1998	Grab	Surface Soil	0	1 FT		Inorganics	Magnesium	2780	mg/kg		=	=	636	
WBGss-144	WB0733	4/23/1998	Grab Composite	Surface Soil	0	1 FT		Inorganics	Magnesium	2780	mg/kg		=	=	678	
WBG-274	WBG4229	10/24/2000	Grab	Surface Soil	0	1 FT		Inorganics	Magnesium	2670	mg/kg		=	=	633	
WBGss-021	WBGSS-021-0478-SO	8/5/1996	Grab Composite	Surface Soil	0	2 FT	Volatile samples collected at 1.5 ft bgs.	Inorganics	Magnesium	2640	mg/kg		=	=	6.5	
WBG-209	WBG4038	10/18/2000	Grab	Surface Soil	0	1 FT		Inorganics	Magnesium	2620	mg/kg		=	=	671	
WBGss-145	WB0734	4/23/1998	Grab Composite	Surface Soil	0	1 FT		Inorganics	Magnesium	2610	mg/kg		=	=	663	
WBG-245	WBG4156	10/23/2000	Grab	Surface Soil	0	1 FT		Inorganics	Magnesium	2580	mg/kg		=	=	620	
WBGss-169	WB0884	4/26/1998	Grab	Surface Soil	0	1 FT		Inorganics	Magnesium	2580	mg/kg		=	=	602	
WBG-214	WBG4055	10/18/2000	Grab	Surface Soil	0	1 FT		Inorganics	Magnesium	2510	mg/kg		=	=	662	
WBGss-193	WB0932	5/7/1998	Grab	Surface Soil	0	1 FT		Inorganics	Magnesium	2490	mg/kg		=	=	717	
WBG-250	WBG4173	10/23/2000	Grab	Surface Soil	0	1 FT		Inorganics	Magnesium	2480	mg/kg		=	=	621	
WBG-288	WBG4243	10/31/2000	Grab	Surface Soil	0	1 FT		Inorganics	Magnesium	2430	mg/kg		=	=	656	
WBG-287	WBG4242	10/31/2000	Grab	Surface Soil	0	1 FT		Inorganics	Magnesium	2370	mg/kg		=	=	650	
WBGss-148	WB0737	4/23/1998	Grab Composite	Surface Soil	0	1 FT		Inorganics	Magnesium	2370	mg/kg		=	=	618	
WBG-254	WBG4187	10/16/2000	Grab	Surface Soil	0	1 FT		Inorganics	Magnesium	2330	mg/kg		=	=	595	
WBG-278	WBG4233	10/24/2000	Grab	Surface Soil	0	1 FT		Inorganics	Magnesium	2330	mg/kg		=	=	651	
WBG-208	WBG4035	10/18/2000	Grab	Surface Soil	0	1 FT		Inorganics	Magnesium	2270	mg/kg		=	=	616	
WBG-247	WBG4162	10/22/2000	Grab	Surface Soil	0	1 FT		Inorganics	Magnesium	2200	mg/kg		=	=	629	
WBG-205	WBG4026	10/18/2000	Grab	Surface Soil	0	1 FT		Inorganics	Magnesium	2180	mg/kg		=	=	615	
WBG-267	WBG4222	10/24/2000	Grab	Surface Soil	0	1 FT		Inorganics	Magnesium	2160	mg/kg		=	=	619	
WBG-251	WBG4176	10/23/2000	Grab	Surface Soil	0	1 FT		Inorganics	Magnesium	2150	mg/kg		=	=	646	
WBG-281	WBG4236	10/24/2000	Grab	Surface Soil	0	1 FT		Inorganics	Magnesium	2150	mg/kg		=	=	600	
WBG-256	WBG4193	10/17/2000	Grab	Surface Soil	0	1 FT		Inorganics	Magnesium	2120	mg/kg		=	=	610	
WBG-285	WBG4240	10/31/2000	Grab	Surface Soil	0	1 FT		Inorganics	Magnesium	2070	mg/kg		=	=	621	
WBGss-123	WB0712	4/22/1998	Grab Composite	Surface Soil	0	1 FT		Inorganics	Magnesium	2070	mg/kg		=	=	594	
WBG-253	WBG4184	10/17/2000	Grab	Surface Soil	0	1 FT		Inorganics	Magnesium	2040	mg/kg		=	=	593	
WBG-284	WBG4239	10/31/2000	Grab	Surface Soil	0	1 FT		Inorganics	Magnesium	2040	mg/kg		=	=	654	
WBG-276	WBG4231	10/24/2000	Grab	Surface Soil	0	1 FT		Inorganics	Magnesium	2010	mg/kg		=	=	608	
WBG-204	WBG4023	10/18/2000	Grab	Surface Soil	0	1 FT		Inorganics	Magnesium	2000	mg/kg		=	=	611	
WBG-249	WBG4170	10/23/2000	Grab	Surface Soil	0	1 FT		Inorganics	Magnesium	2000	mg/kg		=	=	558	
WBGss-119	WB0708	4/22/1998	Grab Composite	Surface Soil	0	1 FT		Inorganics	Magnesium	1990	mg/kg		=	=	625	
WBG-263	WBG4216	11/1/2000	Grab	Surface Soil	0	1 FT		Inorganics	Magnesium	1980	mg/kg		=	=	626	
WBG-269	WBG4224	10/24/2000	Grab	Surface Soil	0	1 FT		Inorganics	Magnesium	1980	mg/kg		=	=	634	
WBG-297	WBG4316	11/2/2000	Grab	Surface Soil	0	1 FT		Inorganics	Magnesium	1950	mg/kg		=	=	617	
WBGss-194	WB0935	5/7/1998	Grab	Surface Soil	0	1 FT		Inorganics	Magnesium	1950	mg/kg		=	=	633	
WBGss-051	WBGSS-051-0509-SO	8/8/1996	Grab Composite	Surface Soil	0	2 FT		Inorganics	Magnesium	1930	mg/kg	*	=	=	6.7	
WBG-277	WBG4232	10/24/2000	Grab	Surface Soil	0	1 FT		Inorganics	Magnesium	1870	mg/kg		=	=	628	
WBG-212	WBG4049	10/18/2000	Grab	Surface Soil	0	1 FT		Inorganics	Magnesium	1850	mg/kg		=	=	605	
WBG-270	WBG4225	11/1/2000	Grab	Surface Soil	0	1 FT		Inorganics	Magnesium	1830	mg/kg		=	=	633	
WBG-273	WBG4228	11/1/2000	Grab	Surface Soil	0	1 FT		Inorganics	Magnesium	1830	mg/kg		=	=	677	
WBG-259	WBG4204	10/23/2000	Grab	Surface Soil	0	1 FT		Inorganics	Magnesium	1770	mg/kg		=	=	571	
WBGss-117	WB0706	4/22/1998	Grab Composite	Surface Soil	0	1 FT		Inorganics	Magnesium	1720	mg/kg		=	=	600	
WBGss-076	WBGSS-076-0541-SO	8/9/1996	Grab Composite	Surface Soil	0	2 FT		Inorganics	Magnesium	1710	mg/kg		=	=	6.4	
WBGss-072	WBGSS-072-0536-SO	8/9/1996	Grab Composite	Surface Soil	0	2 FT		Inorganics	Magnesium	1690	mg/kg		=	=	6.6	
WBG-279	WBG4234	10/31/2000	Grab	Surface Soil	0	1 FT		Inorganics	Magnesium	1680	mg/kg		=	=	634	
WBG-271	WBG4226	11/1/2000	Grab	Surface Soil	0	1 FT		Inorganics	Magnesium	1670	mg/kg		=	=	658	
WBGss-066	WBGSS-066-0528-SO	8/9/1996	Grab Composite	Surface Soil	0	2 FT		Inorganics	Magnesium	1660	mg/kg		=	=	6.7	
WBG-272	WBG4227	11/1/2000	Grab	Surface Soil	0	1 FT		Inorganics	Magnesium	1650	mg/kg		=	=	611	
WBG-292	WBG4247	10/31/2000	Grab	Surface Soil	0	1 FT		Inorganics	Magnesium	1640	mg/kg		=	=	666	
WBG-290	WBG4245	10/31/2000	Grab	Surface Soil	0	1 FT		Inorganics	Magnesium	1630	mg/kg		=	=	635	
WBG-255	WBG4190	10/17/2000	Grab	Surface Soil	0	1 FT		Inorganics	Magnesium	1600	mg/kg		=	=	596	
WBGss-008	WBGSS-008-0463-SO	7/30/1996	Grab Composite	Surface Soil	0	2 FT	VOCs collected from 1.5- 2.0 ft depth.	Inorganics	Magnesium	1480	mg/kg		=	=	6.6	
WBG-286	WBG4241	10/31/2000	Grab	Surface Soil	0	1 FT		Inorganics	Magnesium	1420	mg/kg		=	=	626	
WBGss-113	WB0702	4/23/1998	Grab Composite	Surface Soil	0	1 FT		Inorganics	Magnesium	1410	mg/kg		=	=	568	
WBG-289	WBG4244	10/31/2000	Grab	Surface Soil	0	1 FT		Inorganics	Magnesium	1120	mg/kg		=	=	614	
WBG-293	WBG4248	10/31/2000	Grab	Surface Soil	0	1 FT		Inorganics	Magnesium	941	mg/kg		=	=	632	
WBGss-106	WB0695	4/23/1998	Grab Composite	Surface Soil	0	1 FT		Inorganics	Magnesium	16700	mg/kg		J	J	607	I03
WBG-223	WBG4082	10/20/2000	Grab	Surface Soil	0	1 FT		Inorganics	Magnesium	10000	mg/kg		J	J	586	I03,E07
WBGss-110	WB0699	4/23/1998	Grab Composite	Surface Soil	0	1 FT		Inorganics	Magnesium	8220	mg/kg		J	J	631	I03
WBGss-352	WB3021	8/9/2000	Grab	Soil	0	1 NA	Pad 58, Plot 234/235	Inorganics	Magnesium	7280	mg/kg		J	J	571	I02
WBGss-107	WB0696	4/23/1998	Grab Composite	Surface Soil	0	1 FT		Inorganics	Magnesium	5940	mg/kg		J	J	595	I03
WBGss-353	WB3024	8/9/2000	Grab	Soil	0	1 NA	Pad 58, Plot 251	Inorganics	Magnesium	5770	mg/kg		J	J	572	I02
WBGss-142	WB0731	4/22/1998	Grab Composite	Surface Soil	0	1 FT		Inorganics	Magnesium	5470	mg/kg		J	J	638	I02
WBGss-347	WB3023	8/9/2000	Grab	Soil	0	1 NA	Pad 58, Plot 158	Inorganics	Magnesium	5410	mg/kg		J	J	581	I02
WBGss-115	WB0704	4/23/1998	Grab Composite	Surface Soil	0	1 FT		Inorganics	Magnesium	5260	mg/kg		J	J	609	I03
WBGss-346	WB3022	8/9/2000	Grab	Soil	0	1 NA	Pad 58, Plot 156	Inorganics	Magnesium	5190	mg/kg		J	J	571	I02
WBGss-116	WB0705	4/23/1998	Grab Composite	Surface Soil	0	1 FT		Inorganics	Magnesium	5170	mg/kg		J	J	708	I03
WBGss-130	WB0719	4/22/1998	Grab Composite	Surface Soil	0	1 FT		Inorganics	Magnesium	5010	mg/kg		J	J	615	I02
WBGss-141	WB0730	4/22/1998	Grab Composite	Surface Soil	0	1 FT		Inorganics	Magnesium	3980	mg/kg		J	J	664	I02
WBGss-135	WB0724	4/21/1998	Grab Composite	Surface Soil	0	1 FT		Inorganics	Magnesium	3970	mg/kg		J	J	582	I02
WBG-240	WBG4139	10/21/2000	Grab	Surface Soil	0	1 FT		Inorganics	Magnesium	3650	mg/kg		J	J	614	I03,E07

Station	Sample ID	Date Collected	Sample Type	Media	Depth			Sample Comment	Analysis	Chemical	Results	Units	Lab Qual	Data Qual	Qual	Detection Limit	Validation Code
WBGss-131	WB0720	4/21/1998	Grab Composite	Surface Soil	0	1	FT		Inorganics	Magnesium	3460	mg/kg		J	J	612	I02
WBG-226	WBG4091	10/20/2000	Grab	Surface Soil	0	1	FT		Inorganics	Magnesium	3410	mg/kg		J	J	601	I03,E07
WBGss-362	WB3025	8/9/2000	Grab	Soil	0	1	NA	Pad 59, Plot 140	Inorganics	Magnesium	3250	mg/kg		J	J	587	I02
WBGss-111	WB0700	4/23/1998	Grab Composite	Surface Soil	0	1	FT		Inorganics	Magnesium	3080	mg/kg		J	J	596	I03
WBGss-170	WB0881	5/4/1998	Grab Composite	Surface Soil	0	1	FT		Inorganics	Magnesium	3080	mg/kg		J	J	690	I03
WBGss-344	WB3020	8/9/2000	Grab	Soil	0	1	NA	Pad 58, Plot 104	Inorganics	Magnesium	3070	mg/kg		J	J	578	I02
WBGss-134	WB0723	4/21/1998	Grab Composite	Surface Soil	0	1	FT		Inorganics	Magnesium	3010	mg/kg		J	J	609	I02
WBGss-359	WB3027	8/9/2000	Grab	Soil	0	1	NA	Pad 59, Plot 108	Inorganics	Magnesium	2990	mg/kg		J	J	582	I02
WBG-227	WBG4094	10/22/2000	Grab	Surface Soil	0	1	FT		Inorganics	Magnesium	2980	mg/kg		J	J	632	I03,E07
WBGss-174	WB0886	4/26/1998	Grab	Surface Soil	0	1	FT	ARCHIVED	Inorganics	Magnesium	2980	mg/kg		J	J	633	I03
WBGss-175	WB0887	5/4/1998	Grab Composite	Surface Soil	0	1	FT		Inorganics	Magnesium	2960	mg/kg		J	J	678	I03
WBGss-114	WB0703	4/23/1998	Grab Composite	Surface Soil	0	1	FT		Inorganics	Magnesium	2940	mg/kg		J	J	605	I03
WBGss-140	WB0729	4/22/1998	Grab Composite	Surface Soil	0	1	FT		Inorganics	Magnesium	2910	mg/kg		J	J	695	I02
WBGss-128	WB0717	4/22/1998	Grab Composite	Surface Soil	0	1	FT		Inorganics	Magnesium	2900	mg/kg		J	J	594	I02
WBGss-132	WB0721	4/21/1998	Grab Composite	Surface Soil	0	1	FT		Inorganics	Magnesium	2870	mg/kg		J	J	698	I02
WBGss-143	WB0732	4/22/1998	Grab Composite	Surface Soil	0	1	FT		Inorganics	Magnesium	2850	mg/kg		J	J	570	I02
WBG-239	WBG4136	10/21/2000	Grab	Surface Soil	0	1	FT		Inorganics	Magnesium	2790	mg/kg		J	J	616	I03,E07
WBG-242	WBG4145	10/22/2000	Grab	Surface Soil	0	1	FT		Inorganics	Magnesium	2710	mg/kg		J	J	624	F10
WBG-237	WBG4128	10/22/2000	Grab	Surface Soil	0	1	FT		Inorganics	Magnesium	2680	mg/kg		J	J	621	F10
WBGss-179	WB0891	5/4/1998	Grab Composite	Surface Soil	0	1	FT		Inorganics	Magnesium	2670	mg/kg		J	J	650	I03
WBG-231	WBG4108	10/21/2000	Grab	Surface Soil	0	1	FT		Inorganics	Magnesium	2650	mg/kg		J	J	657	I03,E07
WBGss-129	WB0718	4/22/1998	Grab Composite	Surface Soil	0	1	FT		Inorganics	Magnesium	2630	mg/kg		J	J	645	I02
WBGss-108	WB0697	4/23/1998	Grab Composite	Surface Soil	0	1	FT		Inorganics	Magnesium	2610	mg/kg		J	J	629	I03
WBG-243	WBG4150	10/21/2000	Grab	Surface Soil	0	1	FT		Inorganics	Magnesium	2590	mg/kg		J	J	600	I03,E07
WBG-241	WBG4142	10/21/2000	Grab	Surface Soil	0	1	FT		Inorganics	Magnesium	2540	mg/kg		J	J	596	I03,E07
WBGss-101	WB0690	4/23/1998	Grab Composite	Surface Soil	0	1	FT		Inorganics	Magnesium	2530	mg/kg		J	J	633	I03
WBG-230	WBG4105	10/20/2000	Grab	Surface Soil	0	1	FT		Inorganics	Magnesium	2520	mg/kg		J	J	642	I03,E07
WBGss-177	WB0889	5/4/1998	Grab Composite	Surface Soil	0	1	FT		Inorganics	Magnesium	2470	mg/kg		J	J	611	I03
WBGss-172	WB0883	5/4/1998	Grab Composite	Surface Soil	0	1	FT		Inorganics	Magnesium	2460	mg/kg		J	J	597	I03
WBG-210	WBG4041	10/30/2000	Grab	Surface Soil	0	1	FT		Inorganics	Magnesium	2450	mg/kg		J	J	587	I01
WBGss-178	WB0890	5/4/1998	Grab Composite	Surface Soil	0	1	FT		Inorganics	Magnesium	2350	mg/kg		J	J	679	I03
WBGss-371	WB3026	8/9/2000	Grab	Soil	0	1	NA	Pad 59, Plot 253	Inorganics	Magnesium	2340	mg/kg		J	J	595	I02
WBGss-105	WB0694	4/23/1998	Grab Composite	Surface Soil	0	1	FT		Inorganics	Magnesium	2340	mg/kg		J	J	634	I03
WBG-238	WBG4133	10/21/2000	Grab	Surface Soil	0	1	FT		Inorganics	Magnesium	2210	mg/kg		J	J	652	I03,E07
WBGss-136	WB0725	4/22/1998	Grab Composite	Surface Soil	0	1	FT		Inorganics	Magnesium	2140	mg/kg		J	J	664	I02
WBG-266	WBG4221	10/30/2000	Grab	Surface Soil	0	1	FT		Inorganics	Magnesium	2130	mg/kg		J	J	640	I01
WBGss-109	WB0698	4/23/1998	Grab Composite	Surface Soil	0	1	FT		Inorganics	Magnesium	2070	mg/kg		J	J	665	I03
WBG-224	WBG4085	10/20/2000	Grab	Surface Soil	0	1	FT		Inorganics	Magnesium	2060	mg/kg		J	J	647	I03,E07
WBG-229	WBG4102	10/21/2000	Grab	Surface Soil	0	1	FT		Inorganics	Magnesium	2040	mg/kg		J	J	637	I03,E07
WBGss-137	WB0726	4/22/1998	Grab Composite	Surface Soil	0	1	FT		Inorganics	Magnesium	1990	mg/kg		J	J	675	I02
WBG-265	WBG4220	10/30/2000	Grab	Surface Soil	0	1	FT		Inorganics	Magnesium	1950	mg/kg		J	J	612	I01
WBGss-133	WB0722	4/21/1998	Grab Composite	Surface Soil	0	1	FT		Inorganics	Magnesium	1950	mg/kg		J	J	665	I02
WBG-264	WBG4219	10/30/2000	Grab	Surface Soil	0	1	FT		Inorganics	Magnesium	1930	mg/kg		J	J	641	I01
WBGss-100	WB0689	4/23/1998	Grab Composite	Surface Soil	0	1	FT		Inorganics	Magnesium	1910	mg/kg		J	J	627	I03
WBGss-139	WB0728	4/22/1998	Grab Composite	Surface Soil	0	1	FT		Inorganics	Magnesium	1910	mg/kg		J	J	660	I02
WBG-257	WBG4196	10/30/2000	Grab	Surface Soil	0	1	FT		Inorganics	Magnesium	1830	mg/kg		J	J	580	I01
WBGss-103	WB0692	4/23/1998	Grab Composite	Surface Soil	0	1	FT		Inorganics	Magnesium	1810	mg/kg		J	J	628	I03
WBGss-173	WB0885	4/26/1998	Grab	Surface Soil	0	1	FT	ARCHIVED	Inorganics	Magnesium	1730	mg/kg		J	J	598	I03
WBGss-341	WB3019	8/9/2000	Grab	Soil	0	1	NA	Pad 58, Plot 45	Inorganics	Magnesium	1700	mg/kg		J	J	574	I02
WBGss-104	WB0693	4/23/1998	Grab Composite	Surface Soil	0	1	FT		Inorganics	Magnesium	1670	mg/kg		J	J	607	I03
WBG-291	WBG4246	10/31/2000	Grab	Surface Soil	0	1	FT		Inorganics	Magnesium	1650	mg/kg		J	J	582	I01
WBGss-176	WB0888	4/26/1998	Grab	Surface Soil	0	1	FT	ARCHIVED	Inorganics	Magnesium	1600	mg/kg		J	J	626	I03
WBG-225	WBG4088	10/20/2000	Grab	Surface Soil	0	1	FT		Inorganics	Magnesium	1520	mg/kg	L	J	J	660	E07
WBGss-112	WB0701	4/23/1998	Grab Composite	Surface Soil	0	1	FT		Inorganics	Magnesium	1490	mg/kg		J	J	622	I03
WBGss-138	WB0727	4/22/1998	Grab Composite	Surface Soil	0	1	FT		Inorganics	Magnesium	1480	mg/kg		J	J	594	I02
WBGss-102	WB0691	4/23/1998	Grab Composite	Surface Soil	0	1	FT		Inorganics	Magnesium	1410	mg/kg		J	J	586	I03
WBG-280	WBG4235	10/30/2000	Grab	Surface Soil	0	1	FT		Inorganics	Magnesium	1340	mg/kg		J	J	628	I01
WBGss-153	WB0742	5/6/1998	Grab Composite	Surface Soil	0	1	FT		Inorganics	Manganese	4270	mg/kg		=	=	3	
WBG-273	WBG4228	11/1/2000	Grab	Surface Soil	0	1	FT		Inorganics	Manganese	3170	mg/kg		=	=	2	
WBGss-032	WBGSS-032-0489-SO	8/7/1996	Grab Composite	Surface Soil	0	0.5	FT	North of Pad #37.	Inorganics	Manganese	2580	mg/kg	*	=	=	0.43	
WBGss-035	WBGSS-035-0492-SO	8/6/1996	Grab Composite	Surface Soil	0	2	FT		Inorganics	Manganese	2170	mg/kg	*	=	=	0.41	
WBG-238	WBG4133	10/21/2000	Grab	Surface Soil	0	1	FT		Inorganics	Manganese	2100	mg/kg		=	=	2	
WBGss-031	WBGSS-031-0488-SO	8/7/1996	Grab Composite	Surface Soil	0	2	FT	West of pad #37	Inorganics	Manganese	1840	mg/kg		=	=	0.4	
WBGss-025	WBGSS-025-0482-SO	8/5/1996	Grab Composite	Surface Soil	0	0.5	FT	Refusal @ .5 bgs. Due to gravel in hole.	Inorganics	Manganese	1820	mg/kg		=	=	0.42	
WBG-204	WBG4023	10/18/2000	Grab	Surface Soil	0	1	FT		Inorganics	Manganese	1630	mg/kg		=	=	1.8	
WBGss-034	WBGSS-034-0491-SO	8/6/1996	Grab Composite	Surface Soil	0	2	FT		Inorganics	Manganese	1480	mg/kg	*	=	=	0.17	
WBG-234	WBG4119	10/19/2000	Grab	Surface Soil	0	1	FT		Inorganics	Manganese	1320	mg/kg		=	=	1.8	
WBG-292	WBG4247	10/31/2000	Grab	Surface Soil	0	1	FT		Inorganics	Manganese	1250	mg/kg		=	=	2	
WBG-242	WBG4145	10/22/2000	Grab	Surface Soil	0	1	FT		Inorganics	Manganese	1190	mg/kg		=	=	1.9	
WBGss-154	WB0743	5/6/1998	Grab Composite	Surface Soil	0	1	FT		Inorganics	Manganese	1190	mg/kg		=	=	1.5	
WBG-268	WBG4223	11/1/2000	Grab	Surface Soil	0	1	FT		Inorganics	Manganese	1180	mg/kg		=	=	2	
WBG-224	WBG4085	10/20/2000	Grab	Surface Soil	0	1	FT		Inorganics	Manganese	1140	mg/kg		=	=	1.9	
WBGss-010	WBGSS-010-0465-SO	8/5/1996	Grab Composite	Surface Soil	0	2	FT		Inorganics	Manganese	1120	mg/kg		=	=	0.09	
WBG-223	WBG4082	10/20/2000	Grab	Surface Soil	0	1	FT		Inorganics	Manganese	1020	mg/kg		=	=	1.8	
WBG-270	WBG4225	11/1/2000	Grab	Surface Soil	0	1	FT		Inorganics	Manganese	1020	mg/kg		=	=	1.9	
WBGss-146	WB0735	4/23/1998	Grab Composite	Surface Soil	0	1	FT		Inorganics	Manganese	998	mg/kg		=	=	1.7	
WBG-286	WBG4241	10/31/2000	Grab	Surface Soil	0	1	FT		Inorganics	Manganese	981	mg/kg		=	=	1.9	
WBGss-313	WB1006	8/8/2000	Grab	Soil	0	1	NA	Pad 37, Plot 236	Inorganics	Manganese	953	mg/kg		=	=	1.9	
WBG-272	WBG4227	11/1/2000	Grab	Surface Soil	0	1	FT		Inorganics	Manganese	901	mg/kg		=	=	1.8	
WBGss-137	WB0726	4/22/1998	Grab Composite	Surface Soil	0	1	FT		Inorganics	Manganese	898	mg/kg		=	=	2	
WBGss-062	WBGSS-062-0524-SO	8/8/1996	Grab Composite	Surface Soil	0	2	FT		Inorganics	Manganese	863	mg/kg		=	=	0.09	
WBGss-037	WBGSS-037-0494-SO	8/6/1996	Grab Composite	Surface Soil	0	2	FT		Inorganics	Manganese	861	mg/kg	*	=	=	0.09	
WBGss-325	WB1004	8/8/2000	Grab	Soil	0	1	NA	Pad 38, Plot 135	Inorganics	Manganese	844	mg/kg		=	=	1.7	
WBG-232	WBG4111	10/22/2000	Grab	Surface Soil	0	1	FT		Inorganics	Manganese	829	mg/kg		=	=	1.7	
WBGss-150	WB0739	4/23/1998	Grab Composite	Surface Soil	0	1	FT		Inorganics	Manganese	828	mg/kg		=	=	1.8	
WBG-227	WBG4094	10/22/2000	Grab	Surface Soil	0	1	FT		Inorganics	Manganese	823	mg/kg		=	=	1.9	
WBGss-145	WB0734	4/23/1998	Grab Composite	Surface Soil	0	1	FT		Inorganics	Manganese	803	mg/kg		=	=	2	
WBGss-041	WBGSS-041-0499-SO	7/31/1996	Grab	Surface Soil	0	0.5	FT	Logbook 40-2	Inorganics	Manganese	798	mg/kg		=	=	0.09	
WBGss-069	WBGSS-069-0533-SO	8/9/1996	Grab Composite	Surface Soil	0	2	FT		Inorganics	Manganese	784	mg/kg	*	=	=	0.1	
WBGss-027	WBGSS-027-0484-SO	8/6/1996	Grab Composite	Surface Soil	0	0.5	FT		Inorganics	Manganese	782	mg/kg	*	=	=	0.09	
WBGss-194	WB0935	5/7/1998	Grab	Surface Soil	0	1	FT		Inorganics	Manganese	777	mg/kg		=	=	1.9	
WBG-207	WBG4032	10/18/2000	Grab	Surface Soil	0	1	FT		Inorganics	Manganese	776	mg/kg		=	=	1.9	
WBGss-139	WB0728	4/22/1998	Grab Composite	Surface Soil	0	1	FT		Inorganics	Manganese	770	mg/kg		=	=	2	

Station	Sample ID	Date Collected	Sample Type	Media	Depth	Sample Comment	Analysis	Chemical	Results	Units	Lab Qual	Data Qual	Qual	Detection Limit	Validation Code
WBGss-141	WB0730	4/22/1998	Grab Composite	Surface Soil	0 1 FT		Inorganics	Manganese	763	mg/kg		=	=	2	
WBGss-148	WB0737	4/23/1998	Grab Composite	Surface Soil	0 1 FT		Inorganics	Manganese	751	mg/kg		=	=	1.9	
WBG-287	WBG4242	10/31/2000	Grab	Surface Soil	0 1 FT		Inorganics	Manganese	749	mg/kg		=	=	2	
WBGss-130	WB0719	4/22/1998	Grab Composite	Surface Soil	0 1 FT		Inorganics	Manganese	749	mg/kg		=	=	1.8	
WBGss-133	WB0722	4/21/1998	Grab Composite	Surface Soil	0 1 FT		Inorganics	Manganese	730	mg/kg		=	=	2	
WBGss-020	WBGSS-020-0477-SO	8/5/1996	Grab Composite	Surface Soil	0 2 FT		Inorganics	Manganese	723	mg/kg		=	=	0.09	
WBGss-144	WB0733	4/23/1998	Grab Composite	Surface Soil	0 1 FT		Inorganics	Manganese	722	mg/kg		=	=	2	
WBGss-066	WBGSS-066-0528-SO	8/9/1996	Grab Composite	Surface Soil	0 2 FT		Inorganics	Manganese	712	mg/kg	*	=	=	0.08	
WBGss-334	WB1005	8/8/2000	Grab	Soil	0 1 NA	Pad 38, Plot 295	Inorganics	Manganese	696	mg/kg		=	=	1.8	
WBG-284	WBG4239	10/31/2000	Grab	Surface Soil	0 1 FT		Inorganics	Manganese	690	mg/kg		=	=	2	
WBGss-389	WB2016	8/8/2000	Grab	Soil	0 1 NA	Pad 66, Plot 242	Inorganics	Manganese	684	mg/kg		=	=	1.7	
WBGss-388	WB2017	8/8/2000	Grab	Soil	0 1 NA	Pad 66, Plot 226	Inorganics	Manganese	682	mg/kg		=	=	1.8	
WBGss-390	WB2018	8/8/2000	Grab	Soil	0 1 NA	Pad 66, Plot 243	Inorganics	Manganese	681	mg/kg		=	=	1.8	
WBGss-308	WB1008	8/8/2000	Grab	Soil	0 1 NA	Pad 37, Plot 130	Inorganics	Manganese	668	mg/kg		=	=	1.8	
WBGss-008	WBGSS-008-0463-SO	7/30/1996	Grab Composite	Surface Soil	0 2 FT	VOCs collected from 1.5- 2.0 ft depth.	Inorganics	Manganese	639	mg/kg		=	=	0.08	
WBGss-140	WB0729	4/22/1998	Grab Composite	Surface Soil	0 1 FT		Inorganics	Manganese	639	mg/kg		=	=	2.1	
WBGss-122	WB0711	4/22/1998	Grab Composite	Surface Soil	0 1 FT		Inorganics	Manganese	638	mg/kg		=	=	1.9	
WBGss-033	WBGSS-033-0490-SO	8/6/1996	Grab Composite	Surface Soil	0 2 FT	East end of pad #37	Inorganics	Manganese	637	mg/kg	*	=	=	0.08	
WBG-247	WBG4162	10/22/2000	Grab	Surface Soil	0 1 FT		Inorganics	Manganese	635	mg/kg		=	=	1.9	
WBGss-013	WBGSS-013-0468-SO	8/5/1996	Grab Composite	Surface Soil	0 2 FT		Inorganics	Manganese	613	mg/kg		=	=	0.09	
WBG-240	WBG4139	10/21/2000	Grab	Surface Soil	0 1 FT		Inorganics	Manganese	607	mg/kg		=	=	1.8	
WBGss-169	WB0884	4/26/1998	Grab	Surface Soil	0 1 FT		Inorganics	Manganese	605	mg/kg		=	=	1.8	
WBGss-065	WBGSS-065-0527-SO	8/9/1996	Grab Composite	Surface Soil	0 2 FT		Inorganics	Manganese	603	mg/kg	*	=	=	0.1	
WBGss-061	WBGSS-061-0523-SO	8/8/1996	Grab Composite	Surface Soil	0 2 FT		Inorganics	Manganese	596	mg/kg		=	=	0.09	
WBGss-142	WB0731	4/22/1998	Grab Composite	Surface Soil	0 1 FT		Inorganics	Manganese	596	mg/kg		=	=	1.9	
WBG-237	WBG4128	10/22/2000	Grab	Surface Soil	0 1 FT		Inorganics	Manganese	593	mg/kg		=	=	1.9	
WBGss-193	WB0932	5/7/1998	Grab	Surface Soil	0 1 FT		Inorganics	Manganese	591	mg/kg		=	=	2.2	
WBG-235	WBG4122	10/19/2000	Grab	Surface Soil	0 1 FT		Inorganics	Manganese	587	mg/kg		=	=	1.8	
WBGss-135	WB0724	4/21/1998	Grab Composite	Surface Soil	0 1 FT		Inorganics	Manganese	584	mg/kg		=	=	1.7	
WBGss-359	WB3027	8/9/2000	Grab	Soil	0 1 NA	Pad 59, Plot 108	Inorganics	Manganese	582	mg/kg		=	=	1.7	
WBGss-064	WBGSS-064-0526-SO	8/7/1996	Grab Composite	Surface Soil	0 2 FT		Inorganics	Manganese	581	mg/kg		=	=	0.09	
WBG-212	WBG4049	10/18/2000	Grab	Surface Soil	0 1 FT		Inorganics	Manganese	579	mg/kg		=	=	1.8	
WBGss-054	WBGSS-054-0514-SO	8/8/1996	Grab Composite	Surface Soil	0 0.5 FT		Inorganics	Manganese	575	mg/kg		=	=	0.09	
WBGss-070	WBGSS-070-0534-SO	8/9/1996	Grab Composite	Surface Soil	0 2 FT		Inorganics	Manganese	568	mg/kg		=	=	0.1	
WBGss-063	WBGSS-063-0525-SO	8/7/1996	Grab Composite	Surface Soil	0 2 FT		Inorganics	Manganese	566	mg/kg		=	=	0.1	
WBG-288	WBG4243	10/31/2000	Grab	Surface Soil	0 1 FT		Inorganics	Manganese	561	mg/kg		=	=	2	
WBGss-314	WB1007	8/8/2000	Grab	Soil	0 1 NA	Pad 37, Plot 265	Inorganics	Manganese	552	mg/kg		=	=	1.7	
WBG-282	WBG4237	10/31/2000	Grab	Surface Soil	0 1 FT		Inorganics	Manganese	544	mg/kg		=	=	1.9	
WBGss-149	WB0738	4/23/1998	Grab Composite	Surface Soil	0 1 FT		Inorganics	Manganese	535	mg/kg		=	=	1.9	
WBGss-060	WBGSS-060-0522-SO	8/8/1996	Grab Composite	Surface Soil	0 2 FT		Inorganics	Manganese	525	mg/kg		=	=	0.09	
WBGss-129	WB0718	4/22/1998	Grab Composite	Surface Soil	0 1 FT		Inorganics	Manganese	525	mg/kg		=	=	1.9	
WBG-258	WBG4201	11/1/2000	Grab	Surface Soil	0 1 FT		Inorganics	Manganese	513	mg/kg		=	=	1.9	
WBG-208	WBG4035	10/18/2000	Grab	Surface Soil	0 1 FT		Inorganics	Manganese	508	mg/kg		=	=	1.8	
WBG-271	WBG4226	11/1/2000	Grab	Surface Soil	0 1 FT		Inorganics	Manganese	508	mg/kg		=	=	2	
WBGss-299	WB1009	8/8/2000	Grab	Soil	0 1 NA	Pad 37, Plot 11	Inorganics	Manganese	508	mg/kg		=	=	1.8	
WBG-230	WBG4105	10/20/2000	Grab	Surface Soil	0 1 FT		Inorganics	Manganese	507	mg/kg		=	=	1.9	
WBG-226	WBG4091	10/20/2000	Grab	Surface Soil	0 1 FT		Inorganics	Manganese	485	mg/kg		=	=	1.8	
WBGss-118	WB0707	4/22/1998	Grab Composite	Surface Soil	0 1 FT		Inorganics	Manganese	485	mg/kg		=	=	2.1	
WBGss-136	WB0725	4/22/1998	Grab Composite	Surface Soil	0 1 FT		Inorganics	Manganese	473	mg/kg		=	=	2	
WBG-231	WBG4108	10/21/2000	Grab	Surface Soil	0 1 FT		Inorganics	Manganese	467	mg/kg		=	=	2	
WBGss-016	WBGSS-016-0471-SO	8/6/1996	Grab Composite	Surface Soil	0 2 FT		Inorganics	Manganese	464	mg/kg	*	=	=	0.09	
WBGss-076	WBGSS-076-0541-SO	8/9/1996	Grab Composite	Surface Soil	0 2 FT		Inorganics	Manganese	464	mg/kg	*	=	=	0.08	
WBGss-132	WB0721	4/21/1998	Grab Composite	Surface Soil	0 1 FT		Inorganics	Manganese	464	mg/kg		=	=	2.1	
WBG-263	WBG4216	11/1/2000	Grab	Surface Soil	0 1 FT		Inorganics	Manganese	457	mg/kg		=	=	1.9	
WBGss-128	WB0717	4/22/1998	Grab Composite	Surface Soil	0 1 FT		Inorganics	Manganese	455	mg/kg		=	=	1.8	
WBGss-014	WBGSS-014-0469-SO	8/8/1996	Grab Composite	Surface Soil	0 1.5 FT		Inorganics	Manganese	453	mg/kg	*	=	=	0.09	
WBGss-143	WB0732	4/22/1998	Grab Composite	Surface Soil	0 1 FT		Inorganics	Manganese	447	mg/kg		=	=	1.7	
WBGss-072	WBGSS-072-0536-SO	8/9/1996	Grab Composite	Surface Soil	0 2 FT		Inorganics	Manganese	443	mg/kg	*	=	=	0.08	
WBGss-324	WB1002	8/8/2000	Grab	Soil	0 1 NA	Pad 38, Plot 126	Inorganics	Manganese	442	mg/kg		=	=	1.7	
WBGss-113	WB0702	4/23/1998	Grab Composite	Surface Soil	0 1 FT		Inorganics	Manganese	440	mg/kg		=	=	1.7	
WBGss-075	WBGSS-075-0539-SO	8/9/1996	Grab Composite	Surface Soil	0 2 FT		Inorganics	Manganese	438	mg/kg		=	=	0.09	
WBGss-134	WB0723	4/21/1998	Grab Composite	Surface Soil	0 1 FT		Inorganics	Manganese	437	mg/kg		=	=	1.8	
WBGss-322	WB1003	8/8/2000	Grab	Soil	0 1 NA	Pad 38, Plot 30	Inorganics	Manganese	433	mg/kg		=	=	1.8	
WBG-243	WBG4150	10/21/2000	Grab	Surface Soil	0 1 FT		Inorganics	Manganese	429	mg/kg		=	=	1.8	
WBGss-057	WBGSS-057-0517-SO	8/7/1996	Grab Composite	Surface Soil	0 2 FT		Inorganics	Manganese	428	mg/kg		=	=	0.1	
WBGss-028	WBGSS-028-0485-SO	8/7/1996	Grab Composite	Surface Soil	0 2 FT		Inorganics	Manganese	419	mg/kg	*	=	=	0.09	
WBGss-362	WB3025	8/9/2000	Grab	Soil	0 1 NA	Pad 59, Plot 140	Inorganics	Manganese	417	mg/kg		=	=	1.8	
WBGss-015	WBGSS-015-0470-SO	8/5/1996	Grab Composite	Surface Soil	0 2 FT		Inorganics	Manganese	411	mg/kg		=	=	0.09	
WBGss-055	WBGSS-055-0515-SO	8/8/1996	Grab Composite	Surface Soil	0 2 FT		Inorganics	Manganese	405	mg/kg		=	=	0.09	
WBGss-050	WBGSS-050-0508-SO	8/7/1996	Grab Composite	Surface Soil	0 1 FT	Refusal at 1.0 ft bgs. due to cobble/gravel.	Inorganics	Manganese	401	mg/kg		=	=	0.09	
WBGss-120	WB0709	4/22/1998	Grab Composite	Surface Soil	0 1 FT		Inorganics	Manganese	399	mg/kg		=	=	2	
WBGss-009	WBGSS-009-0464-SO	8/5/1996	Grab Composite	Surface Soil	0 2 FT		Inorganics	Manganese	396	mg/kg		=	=	0.09	
WBG-206	WBG4029	10/18/2000	Grab	Surface Soil	0 1 FT		Inorganics	Manganese	393	mg/kg		=	=	1.8	
WBG-285	WBG4240	10/31/2000	Grab	Surface Soil	0 1 FT		Inorganics	Manganese	392	mg/kg		=	=	1.9	
WBGss-347	WB3023	8/9/2000	Grab	Soil	0 1 NA	Pad 58, Plot 158	Inorganics	Manganese	390	mg/kg		=	=	1.7	
WBGss-067	WBGSS-067-0529-SO	8/9/1996	Grab Composite	Surface Soil	0 2 FT		Inorganics	Manganese	390	mg/kg	*	=	=	0.09	
WBGss-326	WB1001	8/8/2000	Grab	Soil	0 1 NA	Pad 38, Plot 154	Inorganics	Manganese	388	mg/kg		=	=	1.7	
WBGss-123	WB0712	4/22/1998	Grab Composite	Surface Soil	0 1 FT		Inorganics	Manganese	381	mg/kg		=	=	1.8	
WBGss-346	WB3022	8/9/2000	Grab	Soil	0 1 NA	Pad 58, Plot 156	Inorganics	Manganese	377	mg/kg		=	=	1.7	
WBGss-117	WB0706	4/22/1998	Grab Composite	Surface Soil	0 1 FT		Inorganics	Manganese	373	mg/kg		=	=	1.8	
WBG-203	WBG4018	10/22/2000	Grab	Surface Soil	0 1 FT		Inorganics	Manganese	366	mg/kg		=	=	1.7	
WBG-229	WBG4102	10/21/2000	Grab	Surface Soil	0 1 FT		Inorganics	Manganese	363	mg/kg		=	=	1.9	
WBG-262	WBG4213	11/1/2000	Grab	Surface Soil	0 1 FT		Inorganics	Manganese	362	mg/kg		=	=	1.8	
WBGss-371	WB3026	8/9/2000	Grab	Soil	0 1 NA	Pad 59, Plot 253	Inorganics	Manganese	362	mg/kg		=	=	1.8	
WBGss-038	WBGSS-038-0495-SO	8/6/1996	Grab Composite	Surface Soil	0 2 FT		Inorganics	Manganese	359	mg/kg	*	=	=	0.09	
WBGss-068	WBGSS-068-0532-SO	8/9/1996	Grab Composite	Surface Soil	0 2 FT		Inorganics	Manganese	358	mg/kg	*	=	=	0.1	
WBGss-353	WB3024	8/9/2000	Grab	Soil	0 1 NA	Pad 58, Plot 251	Inorganics	Manganese	352	mg/kg		=	=	1.7	
WBGss-030	WBGSS-030-0487-SO	8/7/1996	Grab Composite	Surface Soil	0 1.5 FT	South of Burn area, Pad #37.	Inorganics	Manganese	351	mg/kg	*	=	=	0.09	
WBG-290	WBG4245	10/31/2000	Grab	Surface Soil	0 1 FT		Inorganics	Manganese	348	mg/kg		=	=	1.9	
WBGss-352	WB3021	8/9/2000	Grab	Soil	0 1 NA	Pad 58, Plot 234/235	Inorganics	Manganese	343	mg/kg		=	=	1.7	
WBGss-003	WBGSS-003-0458-SO	7/31/1996	Grab Composite	Surface Soil	0 2 FT		Inorganics	Manganese	342	mg/kg		=	=	0.09	
WBGss-131	WB0720	4/21/1998	Grab Composite	Surface Soil	0 1 FT		Inorganics	Manganese	337	mg/kg		=	=	1.8	
WBGss-344	WB3020	8/9/2000	Grab	Soil	0 1 NA	Pad 58, Plot 104	Inorganics	Manganese	335	mg/kg		=	=	1.7	

Station	Sample ID	Date Collected	Sample Type	Media	Depth	Sample Comment	Analysis	Chemical	Results	Units	Lab Qual	Data Qual	Qual	Detection Limit	Validation Code
WBGss-006	WBGSS-006-0461-SO	7/30/1996	Grab Composite	Surface Soil	0 2 FT		Inorganics	Manganese	334	mg/kg	*	=	=	0.09	
WBG-215	WBG4058	10/18/2000	Grab	Surface Soil	0 1 FT		Inorganics	Manganese	333	mg/kg		=	=	2	
WBG-279	WBG4234	10/31/2000	Grab	Surface Soil	0 1 FT		Inorganics	Manganese	328	mg/kg		=	=	1.9	
WBG-283	WBG4238	10/31/2000	Grab	Surface Soil	0 1 FT		Inorganics	Manganese	327	mg/kg		=	=	1.9	
WBGss-029	WBGSS-029-0486-SO	8/7/1996	Grab Composite	Surface Soil	0 2 FT		Inorganics	Manganese	327	mg/kg	*	=	=	0.09	
WBGss-046	WBGSS-046-0504-SO	8/7/1996	Grab Composite	Surface Soil	0 2 FT		Inorganics	Manganese	321	mg/kg		=	=	0.09	
WBGss-023	WBGSS-023-0480-SO	8/5/1996	Grab Composite	Surface Soil	0 2 FT		Inorganics	Manganese	320	mg/kg		=	=	0.09	
WBGss-074	WBGSS-074-0538-SO	8/9/1996	Grab Composite	Surface Soil	0 0.5 FT		Inorganics	Manganese	309	mg/kg		=	=	0.09	
WBGss-007	WBGSS-007-0462-SO	7/30/1996	Grab Composite	Surface Soil	0 2 FT		Inorganics	Manganese	307	mg/kg	*	=	=	0.09	
WBGss-026	WBGSS-026-0483-SO	8/6/1996	Grab Composite	Surface Soil	0 1.3 FT		Inorganics	Manganese	304	mg/kg	*	=	=	0.08	
WBGss-018	WBGSS-018-0473-SO	8/6/1996	Grab Composite	Surface Soil	0 1.5 FT		Inorganics	Manganese	301	mg/kg	*	=	=	0.09	
WBGss-001	WBGSS-001-0456-SO	7/31/1996	Grab Composite	Surface Soil	0 2 FT		Inorganics	Manganese	299	mg/kg		=	=	0.08	
WBG-209	WBG4038	10/18/2000	Grab	Surface Soil	0 1 FT		Inorganics	Manganese	298	mg/kg		=	=	2	
WBG-241	WBG4142	10/21/2000	Grab	Surface Soil	0 1 FT		Inorganics	Manganese	294	mg/kg		=	=	1.8	
WBG-296	WBG4315	11/2/2000	Grab	Surface Soil	0 1 FT		Inorganics	Manganese	289	mg/kg		=	=	1.9	
WBGss-119	WB0708	4/22/1998	Grab Composite	Surface Soil	0 1 FT		Inorganics	Manganese	280	mg/kg		=	=	1.9	
WBG-213	WBG4052	10/18/2000	Grab	Surface Soil	0 1 FT		Inorganics	Manganese	278	mg/kg		=	=	1.9	
WBGss-011	WBGSS-011-0466-SO	8/5/1996	Grab Composite	Surface Soil	0 2 FT		Inorganics	Manganese	278	mg/kg		=	=	0.09	
WBGss-052	WBGSS-052-0512-SO	8/7/1996	Grab Composite	Surface Soil	0 2 FT		Inorganics	Manganese	276	mg/kg		=	=	0.09	
WBGss-002	WBGSS-002-0457-SO	7/31/1996	Grab Composite	Surface Soil	0 2 FT		Inorganics	Manganese	275	mg/kg		=	=	0.09	
WBGss-036	WBGSS-036-0493-SO	8/6/1996	Grab Composite	Surface Soil	0 2 FT		Inorganics	Manganese	275	mg/kg	*	=	=	0.09	
WBGss-047	WBGSS-047-0505-SO	8/7/1996	Grab Composite	Surface Soil	0 2 FT		Inorganics	Manganese	273	mg/kg		=	=	0.09	
WBGss-005	WBGSS-005-0460-SO	7/30/1996	Grab Composite	Surface Soil	0 2 FT		Inorganics	Manganese	269	mg/kg	*	=	=	0.09	
WBGss-048	WBGSS-048-0506-SO	8/7/1996	Grab Composite	Surface Soil	0 2 FT		Inorganics	Manganese	269	mg/kg		=	=	0.09	
WBGss-058	WBGSS-058-0520-SO	8/7/1996	Grab Composite	Surface Soil	0 1.4 FT	Refusal at 1.4 feet.	Inorganics	Manganese	261	mg/kg		=	=	0.09	
WBGss-024	WBGSS-024-0481-SO	8/5/1996	Grab Composite	Surface Soil	0 2 FT		Inorganics	Manganese	257	mg/kg		=	=	0.1	
WBGss-341	WB3019	8/9/2000	Grab	Soil	0 1 NA	Pad 58, Plot 45	Inorganics	Manganese	246	mg/kg		=	=	1.7	
WBGss-073	WBGSS-073-0537-SO	8/9/1996	Grab Composite	Surface Soil	0 2 FT		Inorganics	Manganese	246	mg/kg		=	=	0.09	
WBG-205	WBG4026	10/18/2000	Grab	Surface Soil	0 1 FT		Inorganics	Manganese	241	mg/kg		=	=	1.8	
WBGss-042	WBGSS-042-0500-SO	8/7/1996	Grab Composite	Surface Soil	0 2 FT		Inorganics	Manganese	230	mg/kg	*	=	=	0.09	
WBGss-019	WBGSS-019-0474-SO	8/6/1996	Grab Composite	Surface Soil	0 1.5 FT		Inorganics	Manganese	223	mg/kg	*	=	=	0.09	
WBGss-138	WB0727	4/22/1998	Grab Composite	Surface Soil	0 1 FT		Inorganics	Manganese	221	mg/kg		=	=	1.8	
WBGss-043	WBGSS-043-0501-SO	8/7/1996	Grab Composite	Surface Soil	0 2 FT		Inorganics	Manganese	213	mg/kg	*	=	=	0.09	
WBGss-147	WB0736	4/23/1998	Grab Composite	Surface Soil	0 1 FT		Inorganics	Manganese	209	mg/kg		=	=	1.9	
WBGss-017	WBGSS-017-0472-SO	8/6/1996	Grab Composite	Surface Soil	0 2 FT		Inorganics	Manganese	206	mg/kg	*	=	=	0.08	
WBGss-012	WBGSS-012-0467-SO	8/5/1996	Grab Composite	Surface Soil	0 2 FT		Inorganics	Manganese	201	mg/kg		=	=	0.09	
WBGss-044	WBGSS-044-0502-SO	8/7/1996	Grab Composite	Surface Soil	0 2 FT		Inorganics	Manganese	194	mg/kg	*	=	=	0.09	
WBGss-049	WBGSS-049-0507-SO	8/7/1996	Grab Composite	Surface Soil	0 2 FT		Inorganics	Manganese	194	mg/kg		=	=	0.1	
WBG-297	WBG4316	11/2/2000	Grab	Surface Soil	0 1 FT		Inorganics	Manganese	190	mg/kg		=	=	1.9	
WBG-239	WBG4136	10/21/2000	Grab	Surface Soil	0 1 FT		Inorganics	Manganese	179	mg/kg		=	=	1.8	
WBGss-056	WBGSS-056-0516-SO	8/8/1996	Grab Composite	Surface Soil	0 2 FT		Inorganics	Manganese	177	mg/kg		=	=	0.09	
WBGss-053	WBGSS-053-0513-SO	8/13/1996	Grab Composite	Surface Soil	0 2 FT	Relocated to PAD-43 (PAD-57 couldn't be located.)	Inorganics	Manganese	169	mg/kg		=	=	0.09	
WBGss-045	WBGSS-045-0503-SO	8/7/1996	Grab Composite	Surface Soil	0 1 FT	Refusal due to large cobble at 1.0 ft.	Inorganics	Manganese	160	mg/kg	*	=	=	0.09	
WBGss-022	WBGSS-022-0479-SO	8/5/1996	Grab Composite	Surface Soil	0 2 FT		Inorganics	Manganese	147	mg/kg		=	=	0.1	
WBG-289	WBG4244	10/31/2000	Grab	Surface Soil	0 1 FT		Inorganics	Manganese	145	mg/kg		=	=	1.8	
WBG-214	WBG4055	10/18/2000	Grab	Surface Soil	0 1 FT		Inorganics	Manganese	134	mg/kg		=	=	2	
WBGss-021	WBGSS-021-0478-SO	8/5/1996	Grab Composite	Surface Soil	0 2 FT	Volatile samples collected at 1.5 ft bgs.	Inorganics	Manganese	116	mg/kg		=	=	0.08	
WBG-293	WBG4248	10/31/2000	Grab	Surface Soil	0 1 FT		Inorganics	Manganese	98.3	mg/kg		=	=	1.9	
WBGss-004	WBGSS-004-0459-SO	7/30/1996	Grab Composite	Surface Soil	0 0.7 FT	Bottom of hole @ 8 inches	Inorganics	Manganese	65.4	mg/kg	*	=	=	0.08	
WBGss-077	WBGSS-077-0542-SO	8/13/1996	Grab Composite	Surface Soil	0 0.8 FT	Note: Moved to PAD-32.	Inorganics	Manganese	3910	mg/kg	N	J	J	0.45	I01
WBGss-106	WB0695	4/23/1998	Grab Composite	Surface Soil	0 1 FT		Inorganics	Manganese	3150	mg/kg		J	J	1.8	E07
WBG-260	WBG4207	10/23/2000	Grab	Surface Soil	0 1 FT		Inorganics	Manganese	2240	mg/kg		J	J	1.7	I01
WBG-251	WBG4176	10/23/2000	Grab	Surface Soil	0 1 FT		Inorganics	Manganese	2020	mg/kg		J	J	1.9	I01
WBG-266	WBG4221	10/30/2000	Grab	Surface Soil	0 1 FT		Inorganics	Manganese	1830	mg/kg		J	J	1.9	I01
WBG-245	WBG4156	10/23/2000	Grab	Surface Soil	0 1 FT		Inorganics	Manganese	1800	mg/kg		J	J	1.9	I01
WBG-264	WBG4219	10/30/2000	Grab	Surface Soil	0 1 FT		Inorganics	Manganese	1640	mg/kg		J	J	1.9	I01
WBG-261	WBG4210	10/23/2000	Grab	Surface Soil	0 1 FT		Inorganics	Manganese	1630	mg/kg		J	J	1.9	I01
WBG-276	WBG4231	10/24/2000	Grab	Surface Soil	0 1 FT		Inorganics	Manganese	1410	mg/kg		J	J	1.8	I01
WBG-199	WBG4006	10/17/2000	Grab	Surface Soil	0 1 FT		Inorganics	Manganese	1370	mg/kg		J	J	1.9	I02
WBGss-110	WB0699	4/23/1998	Grab Composite	Surface Soil	0 1 FT		Inorganics	Manganese	1240	mg/kg		J	J	1.9	E07
WBGss-179	WB0891	5/4/1998	Grab Composite	Surface Soil	0 1 FT		Inorganics	Manganese	1070	mg/kg		J	J	2	D04
WBG-278	WBG4233	10/24/2000	Grab	Surface Soil	0 1 FT		Inorganics	Manganese	1000	mg/kg		J	J	2	I01
WBG-246	WBG4159	10/23/2000	Grab	Surface Soil	0 1 FT		Inorganics	Manganese	953	mg/kg		J	J	1.9	I01
WBG-280	WBG4235	10/30/2000	Grab	Surface Soil	0 1 FT		Inorganics	Manganese	916	mg/kg		J	J	1.9	I01
WBGss-107	WB0696	4/23/1998	Grab Composite	Surface Soil	0 1 FT		Inorganics	Manganese	874	mg/kg		J	J	1.8	E07
WBG-269	WBG4224	10/24/2000	Grab	Surface Soil	0 1 FT		Inorganics	Manganese	858	mg/kg		J	J	1.9	I01
WBGss-105	WB0694	4/23/1998	Grab Composite	Surface Soil	0 1 FT		Inorganics	Manganese	842	mg/kg		J	J	1.9	E07
WBG-267	WBG4222	10/24/2000	Grab	Surface Soil	0 1 FT		Inorganics	Manganese	821	mg/kg		J	J	1.9	I01
WBG-250	WBG4173	10/23/2000	Grab	Surface Soil	0 1 FT		Inorganics	Manganese	817	mg/kg		J	J	1.9	I01
WBGss-178	WB0890	5/4/1998	Grab Composite	Surface Soil	0 1 FT		Inorganics	Manganese	801	mg/kg		J	J	2	D04
WBGss-168	WB0768	4/29/1998	Grab	Surface Soil	0 1 FT		Inorganics	Manganese	799	mg/kg		J	J	1.9	I01
WBG-265	WBG4220	10/30/2000	Grab	Surface Soil	0 1 FT		Inorganics	Manganese	753	mg/kg		J	J	1.8	I01
WBGss-176	WB0888	4/26/1998	Grab	Surface Soil	0 1 FT	ARCHIVED	Inorganics	Manganese	734	mg/kg		J	J	1.9	D04
WBG-225	WBG4088	10/20/2000	Grab	Surface Soil	0 1 FT		Inorganics	Manganese	705	mg/kg		J	J	2	I03
WBG-277	WBG4232	10/24/2000	Grab	Surface Soil	0 1 FT		Inorganics	Manganese	699	mg/kg		J	J	1.9	I01
WBGss-173	WB0885	4/26/1998	Grab	Surface Soil	0 1 FT	ARCHIVED	Inorganics	Manganese	663	mg/kg		J	J	1.8	D04
WBGss-109	WB0698	4/23/1998	Grab Composite	Surface Soil	0 1 FT		Inorganics	Manganese	628	mg/kg		J	J	2	E07
WBGss-189	WB0914	5/6/1998	Grab	Surface Soil	0 1 FT		Inorganics	Manganese	579	mg/kg		J	J	1.8	D04
WBGss-187	WB0912	5/6/1998	Grab	Surface Soil	0 1 FT		Inorganics	Manganese	551	mg/kg		J	J	1.9	D04
WBGss-170	WB0881	5/4/1998	Grab Composite	Surface Soil	0 1 FT		Inorganics	Manganese	522	mg/kg		J	J	2.1	D04
WBGss-175	WB0887	5/4/1998	Grab Composite	Surface Soil	0 1 FT		Inorganics	Manganese	511	mg/kg		J	J	2	D04
WBGss-114	WB0703	4/23/1998	Grab Composite	Surface Soil	0 1 FT		Inorganics	Manganese	480	mg/kg		J	J	1.8	E07
WBG-254	WBG4187	10/16/2000	Grab	Surface Soil	0 1 FT		Inorganics	Manganese	479	mg/kg		J	J	1.8	I02
WBG-281	WBG4236	10/24/2000	Grab	Surface Soil	0 1 FT		Inorganics	Manganese	463	mg/kg		J	J	1.8	I01
WBGss-188	WB0913	5/6/1998	Grab	Surface Soil	0 1 FT		Inorganics	Manganese	457	mg/kg		J	J	1.9	D04
WBGss-115	WB0704	4/23/1998	Grab Composite	Surface Soil	0 1 FT		Inorganics	Manganese	453	mg/kg		J	J	1.8	E07
WBGss-116	WB0705	4/23/1998	Grab Composite	Surface Soil	0 1 FT		Inorganics	Manganese	453	mg/kg		J	J	2.1	E07
WBGss-174	WB0886	4/26/1998	Grab	Surface Soil	0 1 FT	ARCHIVED	Inorganics	Manganese	441	mg/kg		J	J	1.9	D04
WBG-259	WBG4204	10/23/2000	Grab	Surface Soil	0 1 FT		Inorganics	Manganese	440	mg/kg		J	J	1.7	I01
WBG-256	WBG4193	10/17/2000	Grab	Surface Soil	0 1 FT		Inorganics	Manganese	439	mg/kg		J	J	1.8	I02
WBG-200	WBG4009	10/17/2000	Grab	Surface Soil	0 1 FT		Inorganics	Manganese	437	mg/kg		J	J	1.9	I02
WBGss-171	WB0882	5/4/1998	Grab Composite	Surface Soil	0 1 FT		Inorganics	Manganese	436	mg/kg		J	J	1.8	D04,I03
WBG-291	WBG4246	10/31/2000	Grab	Surface Soil	0 1 FT		Inorganics	Manganese	434	mg/kg		J	J	1.7	I01

Station	Sample ID	Date Collected	Sample Type	Media	Depth	Sample Comment	Analysis	Chemical	Results	Units	Lab Qual	Data Qual	Qual	Detection Limit	Validation Code
WBGss-111	WB0700	4/23/1998	Grab Composite	Surface Soil	0 1 FT		Inorganics	Manganese	412	mg/kg		J	J	1.8	E07
WBG-274	WBG4229	10/24/2000	Grab	Surface Soil	0 1 FT		Inorganics	Manganese	393	mg/kg		J	J	1.9	I01
WBGss-098	WBGSS-098-0565-SO	8/14/1996	Grab Composite	Surface Soil	0 2 FT		Inorganics	Manganese	389	mg/kg	N	J	J	0.09	I01
WBG-257	WBG4196	10/30/2000	Grab	Surface Soil	0 1 FT		Inorganics	Manganese	379	mg/kg		J	J	1.7	I01
WBG-201	WBG4012	10/17/2000	Grab	Surface Soil	0 1 FT		Inorganics	Manganese	371	mg/kg		J	J	1.8	I02
WBGss-103	WB0692	4/23/1998	Grab Composite	Surface Soil	0 1 FT		Inorganics	Manganese	368	mg/kg		J	J	1.9	E07
WBGss-100	WB0689	4/23/1998	Grab Composite	Surface Soil	0 1 FT		Inorganics	Manganese	355	mg/kg		J	J	1.9	E07
WBGss-177	WB0889	5/4/1998	Grab Composite	Surface Soil	0 1 FT		Inorganics	Manganese	349	mg/kg		J	J	1.8	D04
WBGss-101	WB0690	4/23/1998	Grab Composite	Surface Soil	0 1 FT		Inorganics	Manganese	334	mg/kg		J	J	1.9	E07
WBG-255	WBG4190	10/17/2000	Grab	Surface Soil	0 1 FT		Inorganics	Manganese	327	mg/kg		J	J	1.8	I02
WBGss-112	WB0701	4/23/1998	Grab Composite	Surface Soil	0 1 FT		Inorganics	Manganese	314	mg/kg		J	J	1.9	E07
WBG-210	WBG4041	10/30/2000	Grab	Surface Soil	0 1 FT		Inorganics	Manganese	310	mg/kg		J	J	1.8	I01
WBG-253	WBG4184	10/17/2000	Grab	Surface Soil	0 1 FT		Inorganics	Manganese	310	mg/kg		J	J	1.8	I02
WBG-249	WBG4170	10/23/2000	Grab	Surface Soil	0 1 FT		Inorganics	Manganese	279	mg/kg		J	J	1.7	I01
WBGss-108	WB0697	4/23/1998	Grab Composite	Surface Soil	0 1 FT		Inorganics	Manganese	278	mg/kg		J	J	1.9	E07
WBGss-104	WB0693	4/23/1998	Grab Composite	Surface Soil	0 1 FT		Inorganics	Manganese	274	mg/kg		J	J	1.8	E07
WBG-275	WBG4230	10/24/2000	Grab	Surface Soil	0 1 FT		Inorganics	Manganese	273	mg/kg		J	J	1.9	I01
WBGss-102	WB0691	4/23/1998	Grab Composite	Surface Soil	0 1 FT		Inorganics	Manganese	261	mg/kg		J	J	1.8	E07
WBGss-172	WB0883	5/4/1998	Grab Composite	Surface Soil	0 1 FT		Inorganics	Manganese	243	mg/kg		J	J	1.8	D04
WBGss-039	WBGSS-039-0496-SO	7/31/1996	Grab Composite	Surface Soil	0 2 FT	Logbook 40-2	Inorganics	Manganese	241	mg/kg	N*	J	J	0.08	I02
WBGss-097	WBGSS-097-0564-SO	8/13/1996	Grab Composite	Surface Soil	0 2 FT	Note: This location(TBD) used at PAD-41	Inorganics	Manganese	221	mg/kg	N	J	J	0.09	I01
WBG-233	WBG4116	10/20/2000	Grab	Surface Soil	0 1 FT		Inorganics	Manganese	211	mg/kg		J	J	1.8	I02
WBGss-051	WBGSS-051-0509-SO	8/8/1996	Grab Composite	Surface Soil	0 2 FT		Inorganics	Manganese	208	mg/kg	N*	J	J	0.08	I01
WBGss-040	WBGSS-040-0497-SO	7/31/1996	Grab Composite	Surface Soil	0 2 FT		Inorganics	Manganese	133	mg/kg	N*	J	J	0.08	I02
WBGss-142	WB0731	4/22/1998	Grab Composite	Surface Soil	0 1 FT		Inorganics	Mercury	1.2	mg/kg		=	=	0.13	
WBGss-170	WB0881	5/4/1998	Grab Composite	Surface Soil	0 1 FT		Inorganics	Mercury	1.1	mg/kg		=	=	0.14	
WBG-201	WBG4012	10/17/2000	Grab	Surface Soil	0 1 FT		Inorganics	Mercury	1	mg/kg		=	=	0.12	
WBG-246	WBG4159	10/23/2000	Grab	Surface Soil	0 1 FT		Inorganics	Mercury	0.53	mg/kg		=	=	0.12	
WBGss-141	WB0730	4/22/1998	Grab Composite	Surface Soil	0 1 FT		Inorganics	Mercury	0.41	mg/kg		=	=	0.13	
WBGss-176	WB0888	4/26/1998	Grab	Surface Soil	0 1 FT	ARCHIVED	Inorganics	Mercury	0.36	mg/kg		=	=	0.13	
WBGss-146	WB0735	4/23/1998	Grab Composite	Surface Soil	0 1 FT		Inorganics	Mercury	0.34	mg/kg		=	=	0.11	
WBGss-171	WB0882	5/4/1998	Grab Composite	Surface Soil	0 1 FT		Inorganics	Mercury	0.32	mg/kg		=	=	0.12	
WBGss-114	WB0703	4/23/1998	Grab Composite	Surface Soil	0 1 FT		Inorganics	Mercury	0.3	mg/kg		=	=	0.12	
WBG-208	WBG4035	10/18/2000	Grab	Surface Soil	0 1 FT		Inorganics	Mercury	0.28	mg/kg		=	=	0.12	
WBGss-069	WBGSS-069-0533-SO	8/9/1996	Grab Composite	Surface Soil	0 2 FT		Inorganics	Mercury	0.28	mg/kg		=	=	0.04	
WBGss-133	WB0722	4/21/1998	Grab Composite	Surface Soil	0 1 FT		Inorganics	Mercury	0.26	mg/kg		=	=	0.13	
WBGss-006	WBGSS-006-0461-SO	7/30/1996	Grab Composite	Surface Soil	0 2 FT		Inorganics	Mercury	0.25	mg/kg		=	=	0.04	
WBGss-177	WB0889	5/4/1998	Grab Composite	Surface Soil	0 1 FT		Inorganics	Mercury	0.23	mg/kg		=	=	0.12	
WBGss-116	WB0705	4/23/1998	Grab Composite	Surface Soil	0 1 FT		Inorganics	Mercury	0.22	mg/kg		=	=	0.14	
WBGss-054	WBGSS-054-0514-SO	8/8/1996	Grab Composite	Surface Soil	0 0.5 FT		Inorganics	Mercury	0.21	mg/kg		=	=	0.04	
WBGss-347	WB3023	8/9/2000	Grab	Soil	0 1 NA	Pad 58, Plot 158	Inorganics	Mercury	0.17	mg/kg		=	=	0.12	
WBGss-140	WB0729	4/22/1998	Grab Composite	Surface Soil	0 1 FT		Inorganics	Mercury	0.17	mg/kg		=	=	0.14	
WBG-250	WBG4173	10/23/2000	Grab	Surface Soil	0 1 FT		Inorganics	Mercury	0.16	mg/kg		=	=	0.12	
WBGss-072	WBGSS-072-0536-SO	8/9/1996	Grab Composite	Surface Soil	0 2 FT		Inorganics	Mercury	0.16	mg/kg		=	=	0.03	
WBG-199	WBG4006	10/17/2000	Grab	Surface Soil	0 1 FT		Inorganics	Mercury	0.14	mg/kg		=	=	0.13	
WBG-245	WBG4156	10/23/2000	Grab	Surface Soil	0 1 FT		Inorganics	Mercury	0.14	mg/kg		=	=	0.12	
WBG-200	WBG4009	10/17/2000	Grab	Surface Soil	0 1 FT		Inorganics	Mercury	0.12	mg/kg		=	=	0.12	
WBG-255	WBG4190	10/17/2000	Grab	Surface Soil	0 1 FT		Inorganics	Mercury	0.12	mg/kg		=	=	0.12	
WBGss-058	WBGSS-058-0520-SO	8/7/1996	Grab Composite	Surface Soil	0 1.4 FT	Refusal at 1.4 feet.	Inorganics	Mercury	0.09	mg/kg		=	=	0.04	
WBGss-062	WBGSS-062-0524-SO	8/8/1996	Grab Composite	Surface Soil	0 2 FT		Inorganics	Mercury	0.09	mg/kg		=	=	0.04	
WBGss-073	WBGSS-073-0537-SO	8/9/1996	Grab Composite	Surface Soil	0 2 FT		Inorganics	Mercury	0.07	mg/kg		=	=	0.04	
WBGss-097	WBGSS-097-0564-SO	8/13/1996	Grab Composite	Surface Soil	0 2 FT	Note: This location(TBD) used at PAD-41	Inorganics	Mercury	0.06	mg/kg		=	=	0.04	
WBGss-057	WBGSS-057-0517-SO	8/7/1996	Grab Composite	Surface Soil	0 2 FT		Inorganics	Mercury	0.05	mg/kg		=	=	0.04	
WBGss-061	WBGSS-061-0523-SO	8/8/1996	Grab Composite	Surface Soil	0 2 FT		Inorganics	Mercury	0.05	mg/kg		=	=	0.04	
WBGss-063	WBGSS-063-0525-SO	8/7/1996	Grab Composite	Surface Soil	0 2 FT		Inorganics	Mercury	0.05	mg/kg		=	=	0.04	
WBGss-050	WBGSS-050-0508-SO	8/7/1996	Grab Composite	Surface Soil	0 1 FT	Refusal at 1.0 ft bgs. due to cobble/gravel.	Inorganics	Mercury	0.04	mg/kg		=	=	0.04	
WBGss-051	WBGSS-051-0509-SO	8/8/1996	Grab Composite	Surface Soil	0 2 FT		Inorganics	Mercury	0.04	mg/kg		=	=	0.03	
WBGss-060	WBGSS-060-0522-SO	8/8/1996	Grab Composite	Surface Soil	0 2 FT		Inorganics	Mercury	0.04	mg/kg		=	=	0.04	
WBGss-077	WBGSS-077-0542-SO	8/13/1996	Grab Composite	Surface Soil	0 0.8 FT	Note: Moved to PAD-32.	Inorganics	Mercury	0.04	mg/kg		=	=	0.04	
WBGss-098	WBGSS-098-0565-SO	8/14/1996	Grab Composite	Surface Soil	0 2 FT		Inorganics	Mercury	0.04	mg/kg		=	=	0.04	
WBG-247	WBG4162	10/22/2000	Grab	Surface Soil	0 1 FT		Inorganics	Mercury	0.12	mg/kg	B	J	J	0.13	
WBGss-120	WB0709	4/22/1998	Grab Composite	Surface Soil	0 1 FT		Inorganics	Mercury	0.12	mg/kg	B	J	J	0.13	
WBGss-137	WB0726	4/22/1998	Grab Composite	Surface Soil	0 1 FT		Inorganics	Mercury	0.12	mg/kg	B	J	J	0.14	
WBG-205	WBG4026	10/18/2000	Grab	Surface Soil	0 1 FT		Inorganics	Mercury	0.11	mg/kg	B	J	J	0.12	P01
WBG-215	WBG4058	10/18/2000	Grab	Surface Soil	0 1 FT		Inorganics	Mercury	0.11	mg/kg	B	J	J	0.13	P01
WBGss-138	WB0727	4/22/1998	Grab Composite	Surface Soil	0 1 FT		Inorganics	Mercury	0.11	mg/kg	B	J	J	0.12	
WBG-254	WBG4187	10/16/2000	Grab	Surface Soil	0 1 FT		Inorganics	Mercury	0.1	mg/kg	B	J	J	0.12	
WBG-207	WBG4032	10/18/2000	Grab	Surface Soil	0 1 FT		Inorganics	Mercury	0.098	mg/kg	B	J	J	0.13	P01
WBGss-139	WB0728	4/22/1998	Grab Composite	Surface Soil	0 1 FT		Inorganics	Mercury	0.098	mg/kg	B	J	J	0.13	
WBG-257	WBG4196	10/30/2000	Grab	Surface Soil	0 1 FT		Inorganics	Mercury	0.094	mg/kg	B	J	J	0.12	
WBGss-115	WB0704	4/23/1998	Grab Composite	Surface Soil	0 1 FT		Inorganics	Mercury	0.089	mg/kg	B	J	J	0.12	
WBGss-105	WB0694	4/23/1998	Grab Composite	Surface Soil	0 1 FT		Inorganics	Mercury	0.088	mg/kg	B	J	J	0.13	
WBG-249	WBG4170	10/23/2000	Grab	Surface Soil	0 1 FT		Inorganics	Mercury	0.084	mg/kg	B	J	J	0.11	
WBG-292	WBG4247	10/31/2000	Grab	Surface Soil	0 1 FT		Inorganics	Mercury	0.083	mg/kg	B	J	J	0.13	
WBG-209	WBG4038	10/18/2000	Grab	Surface Soil	0 1 FT		Inorganics	Mercury	0.08	mg/kg	B	J	J	0.13	
WBGss-132	WB0721	4/21/1998	Grab Composite	Surface Soil	0 1 FT		Inorganics	Mercury	0.08	mg/kg	B	J	J	0.14	
WBGss-122	WB0711	4/22/1998	Grab Composite	Surface Soil	0 1 FT		Inorganics	Mercury	0.079	mg/kg	B	J	J	0.13	
WBGss-371	WB3026	8/9/2000	Grab	Soil	0 1 NA	Pad 59, Plot 253	Inorganics	Mercury	0.078	mg/kg	B	J	J	0.12	
WBGss-389	WB2016	8/8/2000	Grab	Soil	0 1 NA	Pad 66, Plot 242	Inorganics	Mercury	0.075	mg/kg	B	J	J	0.11	
WBG-273	WBG4228	11/1/2000	Grab	Surface Soil	0 1 FT		Inorganics	Mercury	0.074	mg/kg	B	J	J	0.14	
WBGss-388	WB2017	8/8/2000	Grab	Soil	0 1 NA	Pad 66, Plot 226	Inorganics	Mercury	0.073	mg/kg	B	J	J	0.12	
WBG-204	WBG4023	10/18/2000	Grab	Surface Soil	0 1 FT		Inorganics	Mercury	0.072	mg/kg	B	J	J	0.12	P01
WBG-266	WBG4221	10/30/2000	Grab	Surface Soil	0 1 FT		Inorganics	Mercury	0.072	mg/kg	B	J	J	0.13	
WBGss-119	WB0708	4/22/1998	Grab Composite	Surface Soil	0 1 FT		Inorganics	Mercury	0.072	mg/kg	B	J	J	0.13	
WBGss-136	WB0725	4/22/1998	Grab Composite	Surface Soil	0 1 FT		Inorganics	Mercury	0.072	mg/kg	B	J	J	0.13	
WBG-296	WBG4315	11/2/2000	Grab	Surface Soil	0 1 FT		Inorganics	Mercury	0.07	mg/kg	B	J	J	0.12	
WBGss-129	WB0718	4/22/1998	Grab Composite	Surface Soil	0 1 FT		Inorganics	Mercury	0.07	mg/kg	B	J	J	0.13	
WBGss-131	WB0720	4/21/1998	Grab Composite	Surface Soil	0 1 FT		Inorganics	Mercury	0.069	mg/kg	B	J	J	0.12	
WBGss-130	WB0719	4/22/1998	Grab Composite	Surface Soil	0 1 FT		Inorganics	Mercury	0.067	mg/kg	B	J	J	0.12	
WBG-268	WBG4223	11/1/2000	Grab	Surface Soil	0 1 FT		Inorganics	Mercury	0.066	mg/kg	B	J	J	0.14	
WBGss-134	WB0723	4/21/1998	Grab Composite	Surface Soil	0 1 FT		Inorganics	Mercury	0.066	mg/kg	B	J	J	0.12	
WBG-214	WBG4055	10/18/2000	Grab	Surface Soil	0 1 FT		Inorganics	Mercury	0.065	mg/kg	B	J	J	0.13	P01
WBG-243	WBG4150	10/21/2000	Grab	Surface Soil	0 1 FT		Inorganics	Mercury	0.064	mg/kg	B	J	J	0.12	

Station	Sample ID	Date Collected	Sample Type	Media	Depth		Sample Comment	Analysis	Chemical	Results	Units	Lab Qual	Data Qual	Qual	Detection Limit	Validation Code
WBG-267	WBG4222	10/24/2000	Grab	Surface Soil	0	1 FT		Inorganics	Mercury	0.064	mg/kg	B	J	J	0.12	
WBG-253	WBG4184	10/17/2000	Grab	Surface Soil	0	1 FT		Inorganics	Mercury	0.063	mg/kg	B	J	J	0.12	
WBGss-113	WB0702	4/23/1998	Grab Composite	Surface Soil	0	1 FT		Inorganics	Mercury	0.063	mg/kg	B	J	J	0.11	
WBG-263	WBG4216	11/1/2000	Grab	Surface Soil	0	1 FT		Inorganics	Mercury	0.062	mg/kg	B	J	J	0.13	
WBGss-344	WB3020	8/9/2000	Grab	Soil	0	1 NA	Pad 58, Plot 104	Inorganics	Mercury	0.062	mg/kg	B	J	J	0.12	
WBG-212	WBG4049	10/18/2000	Grab	Surface Soil	0	1 FT		Inorganics	Mercury	0.059	mg/kg	B	J	J	0.12	P01
WBGss-390	WB2018	8/8/2000	Grab	Soil	0	1 NA	Pad 66, Plot 243	Inorganics	Mercury	0.059	mg/kg	B	J	J	0.12	
WBGss-118	WB0707	4/22/1998	Grab Composite	Surface Soil	0	1 FT		Inorganics	Mercury	0.059	mg/kg	B	J	J	0.14	
WBGss-135	WB0724	4/21/1998	Grab Composite	Surface Soil	0	1 FT		Inorganics	Mercury	0.058	mg/kg	B	J	J	0.12	
WBGss-362	WB3025	8/9/2000	Grab	Soil	0	1 NA	Pad 59, Plot 140	Inorganics	Mercury	0.056	mg/kg	B	J	J	0.12	
WBG-206	WBG4029	10/18/2000	Grab	Surface Soil	0	1 FT		Inorganics	Mercury	0.055	mg/kg	B	J	J	0.12	P01
WBG-270	WBG4225	11/1/2000	Grab	Surface Soil	0	1 FT		Inorganics	Mercury	0.055	mg/kg	B	J	J	0.13	
WBGss-359	WB3027	8/9/2000	Grab	Soil	0	1 NA	Pad 59, Plot 108	Inorganics	Mercury	0.055	mg/kg	B	J	J	0.12	
WBG-238	WBG4133	10/21/2000	Grab	Surface Soil	0	1 FT		Inorganics	Mercury	0.054	mg/kg	B	J	J	0.13	
WBG-213	WBG4052	10/18/2000	Grab	Surface Soil	0	1 FT		Inorganics	Mercury	0.052	mg/kg	B	J	J	0.13	P01
WBG-290	WBG4245	10/31/2000	Grab	Surface Soil	0	1 FT		Inorganics	Mercury	0.052	mg/kg	B	J	J	0.13	
WBGss-168	WB0768	4/29/1998	Grab	Surface Soil	0	1 FT		Inorganics	Mercury	0.052	mg/kg	B	J	J	0.12	
WBGss-299	WB1009	8/8/2000	Grab	Soil	0	1 NA	Pad 37, Plot 11	Inorganics	Mercury	0.052	mg/kg	B	J	J	0.12	
WBG-251	WBG4176	10/23/2000	Grab	Surface Soil	0	1 FT		Inorganics	Mercury	0.051	mg/kg	B	J	J	0.13	
WBG-265	WBG4220	10/30/2000	Grab	Surface Soil	0	1 FT		Inorganics	Mercury	0.051	mg/kg	B	J	J	0.12	
WBG-280	WBG4235	10/30/2000	Grab	Surface Soil	0	1 FT		Inorganics	Mercury	0.051	mg/kg	B	J	J	0.13	
WBG-287	WBG4242	10/31/2000	Grab	Surface Soil	0	1 FT		Inorganics	Mercury	0.051	mg/kg	B	J	J	0.13	
WBG-271	WBG4226	11/1/2000	Grab	Surface Soil	0	1 FT		Inorganics	Mercury	0.05	mg/kg	B	J	J	0.13	
WBG-288	WBG4243	10/31/2000	Grab	Surface Soil	0	1 FT		Inorganics	Mercury	0.05	mg/kg	B	J	J	0.13	
WBGss-334	WB1005	8/8/2000	Grab	Soil	0	1 NA	Pad 38, Plot 295	Inorganics	Mercury	0.049	mg/kg	B	J	J	0.12	
WBGss-194	WB0935	5/7/1998	Grab	Surface Soil	0	1 FT		Inorganics	Mercury	0.048	mg/kg	B	J	J	0.13	
WBG-264	WBG4219	10/30/2000	Grab	Surface Soil	0	1 FT		Inorganics	Mercury	0.047	mg/kg	B	J	J	0.13	
WBG-278	WBG4233	10/24/2000	Grab	Surface Soil	0	1 FT		Inorganics	Mercury	0.047	mg/kg	B	J	J	0.13	
WBG-225	WBG4088	10/20/2000	Grab	Surface Soil	0	1 FT		Inorganics	Mercury	0.046	mg/kg	B	J	J	0.13	
WBG-284	WBG4239	10/31/2000	Grab	Surface Soil	0	1 FT		Inorganics	Mercury	0.046	mg/kg	B	J	J	0.13	
WBG-242	WBG4145	10/22/2000	Grab	Surface Soil	0	1 FT		Inorganics	Mercury	0.045	mg/kg	B	J	J	0.12	
WBG-269	WBG4224	10/24/2000	Grab	Surface Soil	0	1 FT		Inorganics	Mercury	0.045	mg/kg	B	J	J	0.13	
WBG-256	WBG4193	10/17/2000	Grab	Surface Soil	0	1 FT		Inorganics	Mercury	0.044	mg/kg	B	J	J	0.12	
WBG-272	WBG4227	11/1/2000	Grab	Surface Soil	0	1 FT		Inorganics	Mercury	0.044	mg/kg	B	J	J	0.12	
WBG-285	WBG4240	10/31/2000	Grab	Surface Soil	0	1 FT		Inorganics	Mercury	0.044	mg/kg	B	J	J	0.12	
WBG-291	WBG4246	10/31/2000	Grab	Surface Soil	0	1 FT		Inorganics	Mercury	0.044	mg/kg	B	J	J	0.12	
WBG-227	WBG4094	10/22/2000	Grab	Surface Soil	0	1 FT		Inorganics	Mercury	0.043	mg/kg	B	J	J	0.13	
WBGss-308	WB1008	8/8/2000	Grab	Soil	0	1 NA	Pad 37, Plot 130	Inorganics	Mercury	0.043	mg/kg	B	J	J	0.12	
WBGss-145	WB0734	4/23/1998	Grab Composite	Surface Soil	0	1 FT		Inorganics	Mercury	0.043	mg/kg	B	J	J	0.13	
WBG-275	WBG4230	10/24/2000	Grab	Surface Soil	0	1 FT		Inorganics	Mercury	0.042	mg/kg	B	J	J	0.13	
WBG-276	WBG4231	10/24/2000	Grab	Surface Soil	0	1 FT		Inorganics	Mercury	0.042	mg/kg	B	J	J	0.12	
WBG-224	WBG4085	10/20/2000	Grab	Surface Soil	0	1 FT		Inorganics	Mercury	0.041	mg/kg	B	J	J	0.13	
WBG-234	WBG4119	10/19/2000	Grab	Surface Soil	0	1 FT		Inorganics	Mercury	0.041	mg/kg	B	J	J	0.12	P01
WBG-235	WBG4122	10/19/2000	Grab	Surface Soil	0	1 FT		Inorganics	Mercury	0.041	mg/kg	B	J	J	0.12	P01
WBG-279	WBG4234	10/31/2000	Grab	Surface Soil	0	1 FT		Inorganics	Mercury	0.041	mg/kg	B	J	J	0.13	
WBGss-325	WB1004	8/8/2000	Grab	Soil	0	1 NA	Pad 38, Plot 135	Inorganics	Mercury	0.041	mg/kg	B	J	J	0.11	
WBGss-144	WB0733	4/23/1998	Grab Composite	Surface Soil	0	1 FT		Inorganics	Mercury	0.041	mg/kg	B	J	J	0.14	
WBG-203	WBG4018	10/22/2000	Grab	Surface Soil	0	1 FT		Inorganics	Mercury	0.04	mg/kg	B	J	J	0.12	
WBG-274	WBG4229	10/24/2000	Grab	Surface Soil	0	1 FT		Inorganics	Mercury	0.04	mg/kg	B	J	J	0.13	
WBG-277	WBG4232	10/24/2000	Grab	Surface Soil	0	1 FT		Inorganics	Mercury	0.04	mg/kg	B	J	J	0.13	
WBG-286	WBG4241	10/31/2000	Grab	Surface Soil	0	1 FT		Inorganics	Mercury	0.04	mg/kg	B	J	J	0.13	
WBGss-324	WB1002	8/8/2000	Grab	Soil	0	1 NA	Pad 38, Plot 126	Inorganics	Mercury	0.04	mg/kg	B	J	J	0.12	
WBGss-047	WBGSS-047-0505-SO	8/7/1996	Grab Composite	Surface Soil	0	2 FT		Inorganics	Mercury	0.04	mg/kg	B	J	J	0.04	F06
WBGss-049	WBGSS-049-0507-SO	8/7/1996	Grab Composite	Surface Soil	0	2 FT		Inorganics	Mercury	0.04	mg/kg	B	J	J	0.04	F06
WBGss-052	WBGSS-052-0512-SO	8/7/1996	Grab Composite	Surface Soil	0	2 FT		Inorganics	Mercury	0.04	mg/kg	B	J	J	0.04	F06
WBGss-064	WBGSS-064-0526-SO	8/7/1996	Grab Composite	Surface Soil	0	2 FT		Inorganics	Mercury	0.04	mg/kg	B	J	J	0.04	F06
WBGss-070	WBGSS-070-0534-SO	8/9/1996	Grab Composite	Surface Soil	0	2 FT		Inorganics	Mercury	0.04	mg/kg	B	J	J	0.04	F06
WBGss-074	WBGSS-074-0538-SO	8/9/1996	Grab Composite	Surface Soil	0	0.5 FT		Inorganics	Mercury	0.04	mg/kg	B	J	J	0.04	F06
WBG-282	WBG4237	10/31/2000	Grab	Surface Soil	0	1 FT		Inorganics	Mercury	0.039	mg/kg	B	J	J	0.12	
WBG-229	WBG4102	10/21/2000	Grab	Surface Soil	0	1 FT		Inorganics	Mercury	0.038	mg/kg	B	J	J	0.13	
WBGss-314	WB1007	8/8/2000	Grab	Soil	0	1 NA	Pad 37, Plot 265	Inorganics	Mercury	0.038	mg/kg	B	J	J	0.11	
WBGss-150	WB0739	4/23/1998	Grab Composite	Surface Soil	0	1 FT		Inorganics	Mercury	0.038	mg/kg	B	J	J	0.12	
WBG-226	WBG4091	10/20/2000	Grab	Surface Soil	0	1 FT		Inorganics	Mercury	0.037	mg/kg	B	J	J	0.12	
WBGss-322	WB1003	8/8/2000	Grab	Soil	0	1 NA	Pad 38, Plot 30	Inorganics	Mercury	0.037	mg/kg	B	J	J	0.12	
WBG-210	WBG4041	10/30/2000	Grab	Surface Soil	0	1 FT		Inorganics	Mercury	0.036	mg/kg	B	J	J	0.12	
WBGss-101	WB0690	4/23/1998	Grab Composite	Surface Soil	0	1 FT		Inorganics	Mercury	0.036	mg/kg	B	J	J	0.13	
WBG-293	WBG4248	10/31/2000	Grab	Surface Soil	0	1 FT		Inorganics	Mercury	0.035	mg/kg	B	J	J	0.13	
WBG-297	WBG4316	11/2/2000	Grab	Surface Soil	0	1 FT		Inorganics	Mercury	0.035	mg/kg	B	J	J	0.12	
WBGss-103	WB0692	4/23/1998	Grab Composite	Surface Soil	0	1 FT		Inorganics	Mercury	0.035	mg/kg	B	J	J	0.13	
WBGss-346	WB3022	8/9/2000	Grab	Soil	0	1 NA	Pad 58, Plot 156	Inorganics	Mercury	0.034	mg/kg	B	J	J	0.11	
WBGss-109	WB0698	4/23/1998	Grab Composite	Surface Soil	0	1 FT		Inorganics	Mercury	0.034	mg/kg	B	J	J	0.13	
WBG-237	WBG4128	10/22/2000	Grab	Surface Soil	0	1 FT		Inorganics	Mercury	0.033	mg/kg	B	J	J	0.12	
WBG-289	WBG4244	10/31/2000	Grab	Surface Soil	0	1 FT		Inorganics	Mercury	0.033	mg/kg	B	J	J	0.12	
WBGss-193	WB0932	5/7/1998	Grab	Surface Soil	0	1 FT		Inorganics	Mercury	0.033	mg/kg	B	J	J	0.14	
WBGss-313	WB1006	8/8/2000	Grab	Soil	0	1 NA	Pad 37, Plot 236	Inorganics	Mercury	0.033	mg/kg	B	J	J	0.12	
WBGss-353	WB3024	8/9/2000	Grab	Soil	0	1 NA	Pad 58, Plot 251	Inorganics	Mercury	0.033	mg/kg	B	J	J	0.11	
WBG-258	WBG4201	11/1/2000	Grab	Surface Soil	0	1 FT		Inorganics	Mercury	0.03	mg/kg	B	J	J	0.12	
WBGss-031	WBGSS-031-0488-SO	8/7/1996	Grab Composite	Surface Soil	0	2 FT	West of pad #37	Inorganics	Mercury	0.03	mg/kg	B	J	J	0.03	F06
WBGss-112	WB0701	4/23/1998	Grab Composite	Surface Soil	0	1 FT		Inorganics	Mercury	0.03	mg/kg	B	J	J	0.12	
WBGss-326	WB1001	8/8/2000	Grab	Soil	0	1 NA	Pad 38, Plot 154	Inorganics	Mercury	0.028	mg/kg	B	J	J	0.12	
WBGss-102	WB0691	4/23/1998	Grab Composite	Surface Soil	0	1 FT		Inorganics	Mercury	0.028	mg/kg	B	J	J	0.12	
WBGss-148	WB0737	4/23/1998	Grab Composite	Surface Soil	0	1 FT		Inorganics	Mercury	0.028	mg/kg	B	J	J	0.12	
WBG-230	WBG4105	10/20/2000	Grab	Surface Soil	0	1 FT		Inorganics	Mercury	0.027	mg/kg	B	J	J	0.13	
WBG-232	WBG4111	10/22/2000	Grab	Surface Soil	0	1 FT		Inorganics	Mercury	0.027	mg/kg	B	J	J	0.12	
WBG-283	WBG4238	10/31/2000	Grab	Surface Soil	0	1 FT		Inorganics	Mercury	0.027	mg/kg	B	J	J	0.12	
WBGss-104	WB0693	4/23/1998	Grab Composite	Surface Soil	0	1 FT		Inorganics	Mercury	0.026	mg/kg	B	J	J	0.12	
WBGss-106	WB0695	4/23/1998	Grab Composite	Surface Soil	0	1 FT		Inorganics	Mercury	0.026	mg/kg	B	J	J	0.12	
WBGss-117	WB0706	4/22/1998	Grab Composite	Surface Soil	0	1 FT		Inorganics	Mercury	0.026	mg/kg	B	J	J	0.12	
WBGss-341	WB3019	8/9/2000	Grab	Soil	0	1 NA	Pad 58, Plot 45	Inorganics	Mercury	0.025	mg/kg	B	J	J	0.11	
WBGss-100	WB0689	4/23/1998	Grab Composite	Surface Soil	0	1 FT		Inorganics	Mercury	0.025	mg/kg	B	J	J	0.13	
WBGss-107	WB0696	4/23/1998	Grab Composite	Surface Soil	0	1 FT		Inorganics	Mercury	0.025	mg/kg	B	J	J	0.12	
WBG-239	WBG4136	10/21/2000	Grab	Surface Soil	0	1 FT		Inorganics	Mercury	0.024	mg/kg	B	J	J	0.12	
WBGss-352	WB3021	8/9/2000	Grab	Soil	0	1 NA	Pad 58, Plot 234/235	Inorganics	Mercury	0.024	mg/kg	B	J	J	0.11	

Station	Sample ID	Date Collected	Sample Type	Media	Depth	Sample Comment	Analysis	Chemical	Results	Units	Lab Qual	Data Qual	Qual	Detection Limit	Validation Code
WBG-231	WBG4108	10/21/2000	Grab	Surface Soil	0 1 FT		Inorganics	Mercury	0.023	mg/kg	B	J	J	0.13	
WBG-281	WBG4236	10/24/2000	Grab	Surface Soil	0 1 FT		Inorganics	Mercury	0.023	mg/kg	B	J	J	0.12	
WBG-236	WBG4125	10/20/2000	Grab	Surface Soil	0 1 FT		Inorganics	Mercury	0.021	mg/kg	B	J	J	0.12	
WBG-262	WBG4213	11/1/2000	Grab	Surface Soil	0 1 FT		Inorganics	Mercury	0.021	mg/kg	B	J	J	0.12	
WBG-233	WBG4116	10/20/2000	Grab	Surface Soil	0 1 FT		Inorganics	Mercury	0.019	mg/kg	B	J	J	0.12	
WBG-241	WBG4142	10/21/2000	Grab	Surface Soil	0 1 FT		Inorganics	Mercury	0.018	mg/kg	B	J	J	0.12	
WBG-223	WBG4082	10/20/2000	Grab	Surface Soil	0 1 FT		Inorganics	Mercury	0.017	mg/kg	B	J	J	0.12	
WBG-260	WBG4207	10/23/2000	Grab	Surface Soil	0 1 FT		Inorganics	Mercury	0.016	mg/kg	B	J	J	0.11	
WBG-240	WBG4139	10/21/2000	Grab	Surface Soil	0 1 FT		Inorganics	Mercury	0.015	mg/kg	B	J	J	0.12	
WBGss-108	WB0697	4/23/1998	Grab Composite	Surface Soil	0 1 FT		Inorganics	Mercury	0.13	mg/kg	U	U	U	0.13	
WBGss-110	WB0699	4/23/1998	Grab Composite	Surface Soil	0 1 FT		Inorganics	Mercury	0.13	mg/kg	U	U	U	0.13	
WBGss-147	WB0736	4/23/1998	Grab Composite	Surface Soil	0 1 FT		Inorganics	Mercury	0.13	mg/kg	U	U	U	0.13	
WBG-261	WBG4210	10/23/2000	Grab	Surface Soil	0 1 FT		Inorganics	Mercury	0.12	mg/kg	U	U	U	0.12	
WBGss-111	WB0700	4/23/1998	Grab Composite	Surface Soil	0 1 FT		Inorganics	Mercury	0.12	mg/kg	U	U	U	0.12	
WBGss-123	WB0712	4/22/1998	Grab Composite	Surface Soil	0 1 FT		Inorganics	Mercury	0.12	mg/kg	U	U	U	0.12	
WBGss-128	WB0717	4/22/1998	Grab Composite	Surface Soil	0 1 FT		Inorganics	Mercury	0.12	mg/kg	U	U	U	0.12	
WBGss-149	WB0738	4/23/1998	Grab Composite	Surface Soil	0 1 FT		Inorganics	Mercury	0.12	mg/kg	U	U	U	0.12	
WBG-259	WBG4204	10/23/2000	Grab	Surface Soil	0 1 FT		Inorganics	Mercury	0.11	mg/kg	U	U	U	0.11	
WBGss-143	WB0732	4/22/1998	Grab Composite	Surface Soil	0 1 FT		Inorganics	Mercury	0.11	mg/kg	U	U	U	0.11	
WBGss-153	WB0742	5/6/1998	Grab Composite	Surface Soil	0 1 FT		Inorganics	Mercury	0.1	mg/kg	U	U	U	0.1	
WBGss-154	WB0743	5/6/1998	Grab Composite	Surface Soil	0 1 FT		Inorganics	Mercury	0.1	mg/kg	U	U	U	0.1	
WBGss-178	WB0890	5/4/1998	Grab Composite	Surface Soil	0 1 FT		Inorganics	Mercury	0.1	mg/kg	B	U	U	0.14	F01,F06
WBGss-174	WB0886	4/26/1998	Grab	Surface Soil	0 1 FT	ARCHIVED	Inorganics	Mercury	0.086	mg/kg	B	U	U	0.13	F01,F06
WBGss-179	WB0891	5/4/1998	Grab Composite	Surface Soil	0 1 FT		Inorganics	Mercury	0.081	mg/kg	B	U	U	0.13	F01,F06
WBGss-173	WB0885	4/26/1998	Grab	Surface Soil	0 1 FT	ARCHIVED	Inorganics	Mercury	0.068	mg/kg	B	U	U	0.12	F01,F06
WBGss-169	WB0884	4/26/1998	Grab	Surface Soil	0 1 FT		Inorganics	Mercury	0.063	mg/kg	B	U	U	0.12	F01,F06
WBGss-187	WB0912	5/6/1998	Grab	Surface Soil	0 1 FT		Inorganics	Mercury	0.063	mg/kg	B	U	U	0.13	F01,F06
WBGss-172	WB0883	5/4/1998	Grab Composite	Surface Soil	0 1 FT		Inorganics	Mercury	0.063	mg/kg	B	U	U	0.12	F01,F06
WBGss-175	WB0887	5/4/1998	Grab Composite	Surface Soil	0 1 FT		Inorganics	Mercury	0.062	mg/kg	B	U	U	0.14	F01,F06
WBGss-188	WB0913	5/6/1998	Grab	Surface Soil	0 1 FT		Inorganics	Mercury	0.058	mg/kg	B	U	U	0.13	F01,F06
WBGss-041	WBGSS-041-0499-SO	7/31/1996	Grab	Surface Soil	0 0.5 FT	Logbook 40-2	Inorganics	Mercury	0.04	mg/kg	U	U	U	0.04	
WBGss-002	WBGSS-002-0457-SO	7/31/1996	Grab Composite	Surface Soil	0 2 FT		Inorganics	Mercury	0.04	mg/kg	U	U	U	0.04	
WBGss-003	WBGSS-003-0458-SO	7/31/1996	Grab Composite	Surface Soil	0 2 FT		Inorganics	Mercury	0.04	mg/kg	U	U	U	0.04	
WBGss-004	WBGSS-004-0459-SO	7/30/1996	Grab Composite	Surface Soil	0 0.7 FT	Bottom of hole @ 8 inches	Inorganics	Mercury	0.04	mg/kg	U	U	U	0.04	
WBGss-005	WBGSS-005-0460-SO	7/30/1996	Grab Composite	Surface Soil	0 2 FT		Inorganics	Mercury	0.04	mg/kg	U	U	U	0.04	
WBGss-007	WBGSS-007-0462-SO	7/30/1996	Grab Composite	Surface Soil	0 2 FT		Inorganics	Mercury	0.04	mg/kg	U	U	U	0.04	
WBGss-009	WBGSS-009-0464-SO	8/5/1996	Grab Composite	Surface Soil	0 2 FT		Inorganics	Mercury	0.04	mg/kg	U	U	U	0.04	
WBGss-010	WBGSS-010-0465-SO	8/5/1996	Grab Composite	Surface Soil	0 2 FT		Inorganics	Mercury	0.04	mg/kg	U	U	U	0.04	
WBGss-011	WBGSS-011-0466-SO	8/5/1996	Grab Composite	Surface Soil	0 2 FT		Inorganics	Mercury	0.04	mg/kg	U	U	U	0.04	
WBGss-012	WBGSS-012-0467-SO	8/5/1996	Grab Composite	Surface Soil	0 2 FT		Inorganics	Mercury	0.04	mg/kg	U	U	U	0.04	
WBGss-013	WBGSS-013-0468-SO	8/5/1996	Grab Composite	Surface Soil	0 2 FT		Inorganics	Mercury	0.04	mg/kg	U	U	U	0.04	
WBGss-014	WBGSS-014-0469-SO	8/8/1996	Grab Composite	Surface Soil	0 1.5 FT		Inorganics	Mercury	0.04	mg/kg	U	U	U	0.04	
WBGss-015	WBGSS-015-0470-SO	8/5/1996	Grab Composite	Surface Soil	0 2 FT		Inorganics	Mercury	0.04	mg/kg	U	U	U	0.04	
WBGss-016	WBGSS-016-0471-SO	8/6/1996	Grab Composite	Surface Soil	0 2 FT		Inorganics	Mercury	0.04	mg/kg	U	U	U	0.04	
WBGss-018	WBGSS-018-0473-SO	8/6/1996	Grab Composite	Surface Soil	0 1.5 FT		Inorganics	Mercury	0.04	mg/kg	U	U	U	0.04	
WBGss-019	WBGSS-019-0474-SO	8/6/1996	Grab Composite	Surface Soil	0 1.5 FT		Inorganics	Mercury	0.04	mg/kg	U	U	U	0.04	
WBGss-020	WBGSS-020-0477-SO	8/5/1996	Grab Composite	Surface Soil	0 2 FT		Inorganics	Mercury	0.04	mg/kg	U	U	U	0.04	
WBGss-022	WBGSS-022-0479-SO	8/5/1996	Grab Composite	Surface Soil	0 2 FT		Inorganics	Mercury	0.04	mg/kg	U	U	U	0.04	
WBGss-023	WBGSS-023-0480-SO	8/5/1996	Grab Composite	Surface Soil	0 2 FT		Inorganics	Mercury	0.04	mg/kg	U	U	U	0.04	
WBGss-024	WBGSS-024-0481-SO	8/5/1996	Grab Composite	Surface Soil	0 2 FT		Inorganics	Mercury	0.04	mg/kg	U	U	U	0.04	
WBGss-025	WBGSS-025-0482-SO	8/5/1996	Grab Composite	Surface Soil	0 0.5 FT	Refusal @ .5 bgs. Due to gravel in hole.	Inorganics	Mercury	0.04	mg/kg	U	U	U	0.04	
WBGss-026	WBGSS-026-0483-SO	8/6/1996	Grab Composite	Surface Soil	0 1.3 FT		Inorganics	Mercury	0.04	mg/kg	U	U	U	0.04	
WBGss-027	WBGSS-027-0484-SO	8/6/1996	Grab Composite	Surface Soil	0 0.5 FT		Inorganics	Mercury	0.04	mg/kg	U	U	U	0.04	
WBGss-028	WBGSS-028-0485-SO	8/7/1996	Grab Composite	Surface Soil	0 2 FT		Inorganics	Mercury	0.04	mg/kg	UN*	U	U	0.04	
WBGss-029	WBGSS-029-0486-SO	8/7/1996	Grab Composite	Surface Soil	0 2 FT		Inorganics	Mercury	0.04	mg/kg	UN*	U	U	0.04	
WBGss-030	WBGSS-030-0487-SO	8/7/1996	Grab Composite	Surface Soil	0 1.5 FT	South of Burn area, Pad #37.	Inorganics	Mercury	0.04	mg/kg	UN*	U	U	0.04	
WBGss-032	WBGSS-032-0489-SO	8/7/1996	Grab Composite	Surface Soil	0 0.5 FT	North of Pad #37.	Inorganics	Mercury	0.04	mg/kg	UN*	U	U	0.04	
WBGss-036	WBGSS-036-0493-SO	8/6/1996	Grab Composite	Surface Soil	0 2 FT		Inorganics	Mercury	0.04	mg/kg	U	U	U	0.04	
WBGss-037	WBGSS-037-0494-SO	8/6/1996	Grab Composite	Surface Soil	0 2 FT		Inorganics	Mercury	0.04	mg/kg	U	U	U	0.04	
WBGss-038	WBGSS-038-0495-SO	8/6/1996	Grab Composite	Surface Soil	0 2 FT		Inorganics	Mercury	0.04	mg/kg	U	U	U	0.04	
WBGss-042	WBGSS-042-0500-SO	8/7/1996	Grab Composite	Surface Soil	0 2 FT		Inorganics	Mercury	0.04	mg/kg	UN*	U	U	0.04	
WBGss-043	WBGSS-043-0501-SO	8/7/1996	Grab Composite	Surface Soil	0 2 FT		Inorganics	Mercury	0.04	mg/kg	UN*	U	U	0.04	
WBGss-044	WBGSS-044-0502-SO	8/7/1996	Grab Composite	Surface Soil	0 2 FT		Inorganics	Mercury	0.04	mg/kg	UN*	U	U	0.04	
WBGss-045	WBGSS-045-0503-SO	8/7/1996	Grab Composite	Surface Soil	0 1 FT	Refusal due to large cobble at 1.0 ft.	Inorganics	Mercury	0.04	mg/kg	UN*	U	U	0.04	
WBGss-046	WBGSS-046-0504-SO	8/7/1996	Grab Composite	Surface Soil	0 2 FT		Inorganics	Mercury	0.04	mg/kg	U	U	U	0.04	
WBGss-048	WBGSS-048-0506-SO	8/7/1996	Grab Composite	Surface Soil	0 2 FT		Inorganics	Mercury	0.04	mg/kg	U	U	U	0.04	
WBGss-053	WBGSS-053-0513-SO	8/13/1996	Grab Composite	Surface Soil	0 2 FT	Relocated to PAD-43 (PAD-57 couldn't be located.)	Inorganics	Mercury	0.04	mg/kg	U	U	U	0.04	
WBGss-055	WBGSS-055-0515-SO	8/8/1996	Grab Composite	Surface Soil	0 2 FT		Inorganics	Mercury	0.04	mg/kg	U	U	U	0.04	
WBGss-056	WBGSS-056-0516-SO	8/8/1996	Grab Composite	Surface Soil	0 2 FT		Inorganics	Mercury	0.04	mg/kg	U	U	U	0.04	
WBGss-065	WBGSS-065-0527-SO	8/9/1996	Grab Composite	Surface Soil	0 2 FT		Inorganics	Mercury	0.04	mg/kg	U	U	U	0.04	
WBGss-067	WBGSS-067-0529-SO	8/9/1996	Grab Composite	Surface Soil	0 2 FT		Inorganics	Mercury	0.04	mg/kg	U	U	U	0.04	
WBGss-068	WBGSS-068-0532-SO	8/9/1996	Grab Composite	Surface Soil	0 2 FT		Inorganics	Mercury	0.04	mg/kg	U	U	U	0.04	
WBGss-075	WBGSS-075-0539-SO	8/9/1996	Grab Composite	Surface Soil	0 2 FT		Inorganics	Mercury	0.04	mg/kg	U	U	U	0.04	
WBGss-189	WB0914	5/6/1998	Grab	Surface Soil	0 1 FT		Inorganics	Mercury	0.039	mg/kg	B	U	U	0.12	F01,F06
WBGss-001	WBGSS-001-0456-SO	7/31/1996	Grab Composite	Surface Soil	0 2 FT		Inorganics	Mercury	0.03	mg/kg	U	U	U	0.03	
WBGss-008	WBGSS-008-0463-SO	7/30/1996	Grab Composite	Surface Soil	0 2 FT	VOCs collected from 1.5- 2.0 ft depth.	Inorganics	Mercury	0.03	mg/kg	U	U	U	0.03	
WBGss-017	WBGSS-017-0472-SO	8/6/1996	Grab Composite	Surface Soil	0 2 FT		Inorganics	Mercury	0.03	mg/kg	U	U	U	0.03	
WBGss-021	WBGSS-021-0478-SO	8/5/1996	Grab Composite	Surface Soil	0 2 FT	Volatile samples collected at 1.5 ft bgs.	Inorganics	Mercury	0.03	mg/kg	U	U	U	0.03	
WBGss-033	WBGSS-033-0490-SO	8/6/1996	Grab Composite	Surface Soil	0 2 FT	East end of pad #37	Inorganics	Mercury	0.03	mg/kg	U	U	U	0.03	
WBGss-034	WBGSS-034-0491-SO	8/6/1996	Grab Composite	Surface Soil	0 2 FT		Inorganics	Mercury	0.03	mg/kg	U	U	U	0.03	
WBGss-035	WBGSS-035-0492-SO	8/6/1996	Grab Composite	Surface Soil	0 2 FT		Inorganics	Mercury	0.03	mg/kg	U	U	U	0.03	
WBGss-039	WBGSS-039-0496-SO	7/31/1996	Grab Composite	Surface Soil	0 2 FT	Logbook 40-2	Inorganics	Mercury	0.03	mg/kg	U	U	U	0.03	
WBGss-040	WBGSS-040-0497-SO	7/31/1996	Grab Composite	Surface Soil	0 2 FT		Inorganics	Mercury	0.03	mg/kg	U	U	U	0.03	
WBGss-066	WBGSS-066-0528-SO	8/9/1996	Grab Composite	Surface Soil	0 2 FT		Inorganics	Mercury	0.03	mg/kg	U	U	U	0.03	
WBGss-076	WBGSS-076-0541-SO	8/9/1996	Grab Composite	Surface Soil	0 2 FT		Inorganics	Mercury	0.03	mg/kg	U	U	U	0.03	
WBG-207	WBG4032	10/18/2000	Grab	Surface Soil	0 1 FT		Inorganics	Nickel	50.7	mg/kg		=	=	5.1	
WBGss-120	WB0709	4/22/1998	Grab Composite	Surface Soil	0 1 FT		Inorganics	Nickel	45.7	mg/kg		=	=	5.3	
WBG-199	WBG4006	10/17/2000	Grab	Surface Soil	0 1 FT		Inorganics	Nickel	38.9	mg/kg		=	=	5.2	
WBGss-122	WB0711	4/22/1998	Grab Composite	Surface Soil	0 1 FT		Inorganics	Nickel	37.4	mg/kg		=	=	5.1	
WBG-203	WBG4018	10/22/2000	Grab	Surface Soil	0 1 FT		Inorganics	Nickel	35.9	mg/kg		=	=	4.6	
WBG-250	WBG4173	10/23/2000	Grab	Surface Soil	0 1 FT		Inorganics	Nickel	33.1	mg/kg		=	=	5	
WBG-200	WBG4009	10/17/2000	Grab	Surface Soil	0 1 FT		Inorganics	Nickel	29.2	mg/kg		=	=	5	
WBG-215	WBG4058	10/18/2000	Grab	Surface Soil	0 1 FT		Inorganics	Nickel	28.6	mg/kg		=	=	5.2	

Station	Sample ID	Date Collected	Sample Type	Media	Depth		Sample Comment	Analysis	Chemical	Results	Units	Lab Qual	Data Qual	Qual	Detection Limit	Validation Code
WBG-209	WBG4038	10/18/2000	Grab	Surface Soil	0	1 FT		Inorganics	Nickel	28.1	mg/kg		=	=	5.4	
WBGss-118	WB0707	4/22/1998	Grab Composite	Surface Soil	0	1 FT		Inorganics	Nickel	26.6	mg/kg		=	=	5.6	
WBG-258	WBG4201	11/1/2000	Grab	Surface Soil	0	1 FT		Inorganics	Nickel	26.1	mg/kg		=	=	5	
WBGss-170	WB0881	5/4/1998	Grab Composite	Surface Soil	0	1 FT		Inorganics	Nickel	25.4	mg/kg		=	=	5.5	
WBG-240	WBG4139	10/21/2000	Grab	Surface Soil	0	1 FT		Inorganics	Nickel	24.7	mg/kg		=	=	4.9	
WBGss-171	WB0882	5/4/1998	Grab Composite	Surface Soil	0	1 FT		Inorganics	Nickel	24.1	mg/kg		=	=	4.9	
WBGss-128	WB0717	4/22/1998	Grab Composite	Surface Soil	0	1 FT		Inorganics	Nickel	24	mg/kg		=	=	4.8	
WBGss-326	WB1001	8/8/2000	Grab	Soil	0	1 NA	Pad 38, Plot 154	Inorganics	Nickel	23.9	mg/kg		=	=	4.6	
WBGss-188	WB0913	5/6/1998	Grab	Surface Soil	0	1 FT		Inorganics	Nickel	23.6	mg/kg		=	=	5.1	
WBG-213	WBG4052	10/18/2000	Grab	Surface Soil	0	1 FT		Inorganics	Nickel	23.3	mg/kg		=	=	5	
WBG-296	WBG4315	11/2/2000	Grab	Surface Soil	0	1 FT		Inorganics	Nickel	22.8	mg/kg		=	=	4.9	
WBGss-174	WB0886	4/26/1998	Grab	Surface Soil	0	1 FT	ARCHIVED	Inorganics	Nickel	22.5	mg/kg		=	=	5.1	
WBG-226	WBG4091	10/20/2000	Grab	Surface Soil	0	1 FT		Inorganics	Nickel	22.2	mg/kg		=	=	4.8	
WBG-231	WBG4108	10/21/2000	Grab	Surface Soil	0	1 FT		Inorganics	Nickel	22.1	mg/kg		=	=	5.3	
WBG-206	WBG4029	10/18/2000	Grab	Surface Soil	0	1 FT		Inorganics	Nickel	21.6	mg/kg		=	=	4.7	
WBGss-189	WB0914	5/6/1998	Grab	Surface Soil	0	1 FT		Inorganics	Nickel	21.6	mg/kg		=	=	4.8	
WBG-201	WBG4012	10/17/2000	Grab	Surface Soil	0	1 FT		Inorganics	Nickel	21.5	mg/kg		=	=	4.9	
WBG-205	WBG4026	10/18/2000	Grab	Surface Soil	0	1 FT		Inorganics	Nickel	21.4	mg/kg		=	=	4.9	
WBGss-168	WB0768	4/29/1998	Grab	Surface Soil	0	1 FT		Inorganics	Nickel	21.3	mg/kg		=	=	5	
WBGss-134	WB0723	4/21/1998	Grab Composite	Surface Soil	0	1 FT		Inorganics	Nickel	20.6	mg/kg		=	=	4.9	
WBG-275	WBG4230	10/24/2000	Grab	Surface Soil	0	1 FT		Inorganics	Nickel	20.2	mg/kg		=	=	5	
WBGss-172	WB0883	5/4/1998	Grab Composite	Surface Soil	0	1 FT		Inorganics	Nickel	20	mg/kg		=	=	4.8	
WBGss-175	WB0887	5/4/1998	Grab Composite	Surface Soil	0	1 FT		Inorganics	Nickel	20	mg/kg		=	=	5.4	
WBG-245	WBG4156	10/23/2000	Grab	Surface Soil	0	1 FT		Inorganics	Nickel	19.9	mg/kg		=	=	5	
WBGss-132	WB0721	4/21/1998	Grab Composite	Surface Soil	0	1 FT		Inorganics	Nickel	19.9	mg/kg		=	=	5.6	
WBGss-324	WB1002	8/8/2000	Grab	Soil	0	1 NA	Pad 38, Plot 126	Inorganics	Nickel	19.6	mg/kg		=	=	4.7	
WBG-241	WBG4142	10/21/2000	Grab	Surface Soil	0	1 FT		Inorganics	Nickel	19.4	mg/kg		=	=	4.8	
WBGss-169	WB0884	4/26/1998	Grab	Surface Soil	0	1 FT		Inorganics	Nickel	19.4	mg/kg		=	=	4.8	
WBG-208	WBG4035	10/18/2000	Grab	Surface Soil	0	1 FT		Inorganics	Nickel	19.2	mg/kg		=	=	4.9	
WBG-237	WBG4128	10/22/2000	Grab	Surface Soil	0	1 FT		Inorganics	Nickel	19.2	mg/kg		=	=	5	
WBGss-129	WB0718	4/22/1998	Grab Composite	Surface Soil	0	1 FT		Inorganics	Nickel	18.4	mg/kg		=	=	5.2	
WBG-232	WBG4111	10/22/2000	Grab	Surface Soil	0	1 FT		Inorganics	Nickel	18.3	mg/kg		=	=	4.6	
WBG-246	WBG4159	10/23/2000	Grab	Surface Soil	0	1 FT		Inorganics	Nickel	18.3	mg/kg		=	=	4.9	
WBG-242	WBG4145	10/22/2000	Grab	Surface Soil	0	1 FT		Inorganics	Nickel	18.1	mg/kg		=	=	5	
WBG-227	WBG4094	10/22/2000	Grab	Surface Soil	0	1 FT		Inorganics	Nickel	18	mg/kg		=	=	5.1	
WBG-263	WBG4216	11/1/2000	Grab	Surface Soil	0	1 FT		Inorganics	Nickel	17.9	mg/kg		=	=	5	
WBGss-322	WB1003	8/8/2000	Grab	Soil	0	1 NA	Pad 38, Plot 30	Inorganics	Nickel	17.7	mg/kg		=	=	4.7	
WBGss-389	WB2016	8/8/2000	Grab	Soil	0	1 NA	Pad 66, Plot 242	Inorganics	Nickel	17.7	mg/kg		=	=	4.5	
WBG-251	WBG4176	10/23/2000	Grab	Surface Soil	0	1 FT		Inorganics	Nickel	17.6	mg/kg		=	=	5.2	
WBGss-135	WB0724	4/21/1998	Grab Composite	Surface Soil	0	1 FT		Inorganics	Nickel	17.4	mg/kg		=	=	4.7	
WBG-247	WBG4162	10/22/2000	Grab	Surface Soil	0	1 FT		Inorganics	Nickel	17.3	mg/kg		=	=	5	
WBGss-119	WB0708	4/22/1998	Grab Composite	Surface Soil	0	1 FT		Inorganics	Nickel	17.3	mg/kg		=	=	5	
WBG-281	WBG4236	10/24/2000	Grab	Surface Soil	0	1 FT		Inorganics	Nickel	17	mg/kg		=	=	4.8	
WBGss-187	WB0912	5/6/1998	Grab	Surface Soil	0	1 FT		Inorganics	Nickel	16.9	mg/kg		=	=	5.1	
WBGss-131	WB0720	4/21/1998	Grab Composite	Surface Soil	0	1 FT		Inorganics	Nickel	16.9	mg/kg		=	=	4.9	
WBG-214	WBG4055	10/18/2000	Grab	Surface Soil	0	1 FT		Inorganics	Nickel	16.8	mg/kg		=	=	5.3	
WBGss-388	WB2017	8/8/2000	Grab	Soil	0	1 NA	Pad 66, Plot 226	Inorganics	Nickel	16.8	mg/kg		=	=	4.8	
WBGss-143	WB0732	4/22/1998	Grab Composite	Surface Soil	0	1 FT		Inorganics	Nickel	16.8	mg/kg		=	=	4.6	
WBG-233	WBG4116	10/20/2000	Grab	Surface Soil	0	1 FT		Inorganics	Nickel	16.6	mg/kg		=	=	4.9	
WBGss-178	WB0890	5/4/1998	Grab Composite	Surface Soil	0	1 FT		Inorganics	Nickel	16.6	mg/kg		=	=	5.4	
WBG-238	WBG4133	10/21/2000	Grab	Surface Soil	0	1 FT		Inorganics	Nickel	16.5	mg/kg		=	=	5.2	
WBGss-141	WB0730	4/22/1998	Grab Composite	Surface Soil	0	1 FT		Inorganics	Nickel	16.2	mg/kg		=	=	5.3	
WBG-239	WBG4136	10/21/2000	Grab	Surface Soil	0	1 FT		Inorganics	Nickel	16.1	mg/kg		=	=	4.9	
WBGss-390	WB2018	8/8/2000	Grab	Soil	0	1 NA	Pad 66, Plot 243	Inorganics	Nickel	16	mg/kg		=	=	4.8	
WBGss-140	WB0729	4/22/1998	Grab Composite	Surface Soil	0	1 FT		Inorganics	Nickel	15.9	mg/kg		=	=	5.6	
WBG-230	WBG4105	10/20/2000	Grab	Surface Soil	0	1 FT		Inorganics	Nickel	15.8	mg/kg		=	=	5.1	
WBGss-179	WB0891	5/4/1998	Grab Composite	Surface Soil	0	1 FT		Inorganics	Nickel	15.7	mg/kg		=	=	5.2	
WBG-274	WBG4229	10/24/2000	Grab	Surface Soil	0	1 FT		Inorganics	Nickel	15.6	mg/kg		=	=	5.1	
WBG-276	WBG4231	10/24/2000	Grab	Surface Soil	0	1 FT		Inorganics	Nickel	15.6	mg/kg		=	=	4.9	
WBG-212	WBG4049	10/18/2000	Grab	Surface Soil	0	1 FT		Inorganics	Nickel	15.3	mg/kg		=	=	4.8	
WBG-278	WBG4233	10/24/2000	Grab	Surface Soil	0	1 FT		Inorganics	Nickel	15.3	mg/kg		=	=	5.2	
WBG-243	WBG4150	10/21/2000	Grab	Surface Soil	0	1 FT		Inorganics	Nickel	15.2	mg/kg		=	=	4.8	
WBG-267	WBG4222	10/24/2000	Grab	Surface Soil	0	1 FT		Inorganics	Nickel	15.2	mg/kg		=	=	4.9	
WBGss-299	WB1009	8/8/2000	Grab	Soil	0	1 NA	Pad 37, Plot 11	Inorganics	Nickel	15.2	mg/kg		=	=	4.7	
WBG-224	WBG4085	10/20/2000	Grab	Surface Soil	0	1 FT		Inorganics	Nickel	15	mg/kg		=	=	5.2	
WBGss-308	WB1008	8/8/2000	Grab	Soil	0	1 NA	Pad 37, Plot 130	Inorganics	Nickel	14.9	mg/kg		=	=	4.7	
WBGss-314	WB1007	8/8/2000	Grab	Soil	0	1 NA	Pad 37, Plot 265	Inorganics	Nickel	14.3	mg/kg		=	=	4.6	
WBG-253	WBG4184	10/17/2000	Grab	Surface Soil	0	1 FT		Inorganics	Nickel	14.2	mg/kg		=	=	4.7	
WBGss-133	WB0722	4/21/1998	Grab Composite	Surface Soil	0	1 FT		Inorganics	Nickel	14.2	mg/kg		=	=	5.3	
WBG-204	WBG4023	10/18/2000	Grab	Surface Soil	0	1 FT		Inorganics	Nickel	14.1	mg/kg		=	=	4.9	
WBGss-137	WB0726	4/22/1998	Grab Composite	Surface Soil	0	1 FT		Inorganics	Nickel	14.1	mg/kg		=	=	5.4	
WBGss-136	WB0725	4/22/1998	Grab Composite	Surface Soil	0	1 FT		Inorganics	Nickel	14	mg/kg		=	=	5.3	
WBG-249	WBG4170	10/23/2000	Grab	Surface Soil	0	1 FT		Inorganics	Nickel	13.8	mg/kg		=	=	4.5	
WBG-229	WBG4102	10/21/2000	Grab	Surface Soil	0	1 FT		Inorganics	Nickel	13.7	mg/kg		=	=	5.1	
WBGss-123	WB0712	4/22/1998	Grab Composite	Surface Soil	0	1 FT		Inorganics	Nickel	13.7	mg/kg		=	=	4.8	
WBGss-313	WB1006	8/8/2000	Grab	Soil	0	1 NA	Pad 37, Plot 236	Inorganics	Nickel	13.3	mg/kg		=	=	4.9	
WBGss-173	WB0885	4/26/1998	Grab	Surface Soil	0	1 FT	ARCHIVED	Inorganics	Nickel	13.2	mg/kg		=	=	4.8	
WBG-269	WBG4224	10/24/2000	Grab	Surface Soil	0	1 FT		Inorganics	Nickel	13.1	mg/kg		=	=	5.1	
WBGss-008	WBGSS-008-0463-SO	7/30/1996	Grab Composite	Surface Soil	0	2 FT	VOCs collected from 1.5- 2.0 ft depth.	Inorganics	Nickel	13	mg/kg		=	=	0.11	
WBG-277	WBG4232	10/24/2000	Grab	Surface Soil	0	1 FT		Inorganics	Nickel	12.9	mg/kg		=	=	5	
WBGss-325	WB1004	8/8/2000	Grab	Soil	0	1 NA	Pad 38, Plot 135	Inorganics	Nickel	12.9	mg/kg		=	=	4.5	
WBGss-117	WB0706	4/22/1998	Grab Composite	Surface Soil	0	1 FT		Inorganics	Nickel	12.9	mg/kg		=	=	4.8	
WBG-297	WBG4316	11/2/2000	Grab	Surface Soil	0	1 FT		Inorganics	Nickel	12.6	mg/kg		=	=	4.9	
WBGss-177	WB0889	5/4/1998	Grab Composite	Surface Soil	0	1 FT		Inorganics	Nickel	12.6	mg/kg		=	=	4.9	
WBGss-334	WB1005	8/8/2000	Grab	Soil	0	1 NA	Pad 38, Plot 295	Inorganics	Nickel	12.5	mg/kg		=	=	4.8	
WBGss-139	WB0728	4/22/1998	Grab Composite	Surface Soil	0	1 FT		Inorganics	Nickel	12.5	mg/kg		=	=	5.3	
WBGss-142	WB0731	4/22/1998	Grab Composite	Surface Soil	0	1 FT		Inorganics	Nickel	12.5	mg/kg		=	=	5.1	
WBG-254	WBG4187	10/16/2000	Grab	Surface Soil	0	1 FT		Inorganics	Nickel	12.4	mg/kg		=	=	4.8	
WBG-256	WBG4193	10/17/2000	Grab	Surface Soil	0	1 FT		Inorganics	Nickel	12.4	mg/kg		=	=	4.9	
WBG-255	WBG4190	10/17/2000	Grab	Surface Soil	0	1 FT		Inorganics	Nickel	12.3	mg/kg		=	=	4.8	
WBGss-051	WBGSS-051-0509-SO	8/8/1996	Grab Composite	Surface Soil	0	2 FT		Inorganics	Nickel	12.2	mg/kg		=	=	0.12	
WBG-223	WBG4082	10/20/2000	Grab	Surface Soil	0	1 FT		Inorganics	Nickel	12	mg/kg		=	=	4.7	
WBGss-130	WB0719	4/22/1998	Grab Composite	Surface Soil	0	1 FT		Inorganics	Nickel	11.9	mg/kg		=	=	4.9	

Station	Sample ID	Date Collected	Sample Type	Media	Depth	Sample Comment	Analysis	Chemical	Results	Units	Lab Qual	Data Qual	Qual	Detection Limit	Validation Code
WBG-261	WBG4210	10/23/2000	Grab	Surface Soil	0 1 FT		Inorganics	Nickel	11.6	mg/kg		=	=	5	
WBG-235	WBG4122	10/19/2000	Grab	Surface Soil	0 1 FT		Inorganics	Nickel	11.5	mg/kg		=	=	4.9	
WBGss-176	WB0888	4/26/1998	Grab	Surface Soil	0 1 FT	ARCHIVED	Inorganics	Nickel	11.5	mg/kg		=	=	5	
WBG-225	WBG4088	10/20/2000	Grab	Surface Soil	0 1 FT		Inorganics	Nickel	11.2	mg/kg		=	=	5.3	
WBGss-138	WB0727	4/22/1998	Grab Composite	Surface Soil	0 1 FT		Inorganics	Nickel	11.2	mg/kg		=	=	4.7	
WBGss-076	WBGSS-076-0541-SO	8/9/1996	Grab Composite	Surface Soil	0 2 FT		Inorganics	Nickel	11.1	mg/kg		=	=	0.11	
WBGss-066	WBGSS-066-0528-SO	8/9/1996	Grab Composite	Surface Soil	0 2 FT		Inorganics	Nickel	11	mg/kg		=	=	0.11	
WBGss-072	WBGSS-072-0536-SO	8/9/1996	Grab Composite	Surface Soil	0 2 FT		Inorganics	Nickel	10.2	mg/kg		=	=	0.11	
WBG-260	WBG4207	10/23/2000	Grab	Surface Soil	0 1 FT		Inorganics	Nickel	9.9	mg/kg		=	=	4.6	
WBG-259	WBG4204	10/23/2000	Grab	Surface Soil	0 1 FT		Inorganics	Nickel	7.8	mg/kg		=	=	4.6	
WBGss-031	WBGSS-031-0488-SO	8/7/1996	Grab Composite	Surface Soil	0 2 FT	West of pad #37	Inorganics	Nickel	7.4	mg/kg		=	=	0.11	
WBG-234	WBG4119	10/19/2000	Grab	Surface Soil	0 1 FT		Inorganics	Nickel	7	mg/kg		=	=	4.7	
WBGss-146	WB0735	4/23/1998	Grab Composite	Surface Soil	0 1 FT		Inorganics	Nickel	43.7	mg/kg		J	J	4.5	D05
WBGss-116	WB0705	4/23/1998	Grab Composite	Surface Soil	0 1 FT		Inorganics	Nickel	37.2	mg/kg		J	J	5.7	D05,I02,E07
WBG-283	WBG4238	10/31/2000	Grab	Surface Soil	0 1 FT		Inorganics	Nickel	37.1	mg/kg		J	J	5	I02
WBGss-362	WB3025	8/9/2000	Grab	Soil	0 1 NA	Pad 59, Plot 140	Inorganics	Nickel	34.2	mg/kg		J	J	4.7	I03
WBGss-114	WB0703	4/23/1998	Grab Composite	Surface Soil	0 1 FT		Inorganics	Nickel	32.1	mg/kg		J	J	4.8	D05,I02,E07
WBGss-145	WB0734	4/23/1998	Grab Composite	Surface Soil	0 1 FT		Inorganics	Nickel	30.4	mg/kg		J	J	5.3	D05
WBGss-115	WB0704	4/23/1998	Grab Composite	Surface Soil	0 1 FT		Inorganics	Nickel	29.8	mg/kg		J	J	4.9	D05,I02,E07
WBG-262	WBG4213	11/1/2000	Grab	Surface Soil	0 1 FT		Inorganics	Nickel	29.7	mg/kg		J	J	4.8	I02
WBGss-111	WB0700	4/23/1998	Grab Composite	Surface Soil	0 1 FT		Inorganics	Nickel	29.2	mg/kg		J	J	4.8	D05,I02,E07
WBGss-344	WB3020	8/9/2000	Grab	Soil	0 1 NA	Pad 58, Plot 104	Inorganics	Nickel	27.3	mg/kg		J	J	4.6	I03
WBGss-347	WB3023	8/9/2000	Grab	Soil	0 1 NA	Pad 58, Plot 158	Inorganics	Nickel	26.9	mg/kg		J	J	4.6	I03
WBGss-359	WB3027	8/9/2000	Grab	Soil	0 1 NA	Pad 59, Plot 108	Inorganics	Nickel	25.7	mg/kg		J	J	4.7	I03
WBG-210	WBG4041	10/30/2000	Grab	Surface Soil	0 1 FT		Inorganics	Nickel	25.2	mg/kg		J	J	4.7	I01
WBGss-352	WB3021	8/9/2000	Grab	Soil	0 1 NA	Pad 58, Plot 234/235	Inorganics	Nickel	24.1	mg/kg		J	J	4.6	I03
WBGss-147	WB0736	4/23/1998	Grab Composite	Surface Soil	0 1 FT		Inorganics	Nickel	24.1	mg/kg		J	J	5	D05
WBGss-346	WB3022	8/9/2000	Grab	Soil	0 1 NA	Pad 58, Plot 156	Inorganics	Nickel	23.8	mg/kg		J	J	4.6	I03
WBGss-150	WB0739	4/23/1998	Grab Composite	Surface Soil	0 1 FT		Inorganics	Nickel	23.3	mg/kg		J	J	4.9	D05
WBG-268	WBG4223	11/1/2000	Grab	Surface Soil	0 1 FT		Inorganics	Nickel	23.1	mg/kg		J	J	5.4	I02
WBGss-106	WB0695	4/23/1998	Grab Composite	Surface Soil	0 1 FT		Inorganics	Nickel	22.6	mg/kg		J	J	4.9	D05,I02,E07
WBGss-101	WB0690	4/23/1998	Grab Composite	Surface Soil	0 1 FT		Inorganics	Nickel	22.3	mg/kg		J	J	5.1	D05,I02,E07
WBGss-144	WB0733	4/23/1998	Grab Composite	Surface Soil	0 1 FT		Inorganics	Nickel	22.2	mg/kg		J	J	5.4	D05
WBGss-353	WB3024	8/9/2000	Grab	Soil	0 1 NA	Pad 58, Plot 251	Inorganics	Nickel	22	mg/kg		J	J	4.6	I03
WBGss-109	WB0698	4/23/1998	Grab Composite	Surface Soil	0 1 FT		Inorganics	Nickel	21.2	mg/kg		J	J	5.3	D05,I02,E07
WBG-282	WBG4237	10/31/2000	Grab	Surface Soil	0 1 FT		Inorganics	Nickel	21	mg/kg		J	J	5	I02
WBGss-108	WB0697	4/23/1998	Grab Composite	Surface Soil	0 1 FT		Inorganics	Nickel	20.5	mg/kg		J	J	5	D05,I02,E07
WBGss-105	WB0694	4/23/1998	Grab Composite	Surface Soil	0 1 FT		Inorganics	Nickel	19.7	mg/kg		J	J	5.1	D05,I02,E07
WBGss-148	WB0737	4/23/1998	Grab Composite	Surface Soil	0 1 FT		Inorganics	Nickel	19.5	mg/kg		J	J	4.9	D05
WBGss-193	WB0932	5/7/1998	Grab	Surface Soil	0 1 FT		Inorganics	Nickel	19.1	mg/kg		J	J	5.7	D05
WBGss-371	WB3026	8/9/2000	Grab	Soil	0 1 NA	Pad 59, Plot 253	Inorganics	Nickel	18.5	mg/kg		J	J	4.8	I03
WBGss-021	WBGSS-021-0478-SO	8/5/1996	Grab Composite	Surface Soil	0 2 FT	Volatile samples collected at 1.5 ft bgs.	Inorganics	Nickel	18.5	mg/kg	E	J	J	0.11	E07
WBG-273	WBG4228	11/1/2000	Grab	Surface Soil	0 1 FT		Inorganics	Nickel	18.3	mg/kg		J	J	5.4	I02
WBG-266	WBG4221	10/30/2000	Grab	Surface Soil	0 1 FT		Inorganics	Nickel	18	mg/kg		J	J	5.1	I01
WBG-284	WBG4239	10/31/2000	Grab	Surface Soil	0 1 FT		Inorganics	Nickel	17.9	mg/kg		J	J	5.2	I02
WBG-287	WBG4242	10/31/2000	Grab	Surface Soil	0 1 FT		Inorganics	Nickel	17.7	mg/kg		J	J	5.2	I02
WBG-288	WBG4243	10/31/2000	Grab	Surface Soil	0 1 FT		Inorganics	Nickel	17.7	mg/kg		J	J	5.2	I02
WBGss-194	WB0935	5/7/1998	Grab	Surface Soil	0 1 FT		Inorganics	Nickel	17.6	mg/kg		J	J	5.1	D05
WBGss-341	WB3019	8/9/2000	Grab	Soil	0 1 NA	Pad 58, Plot 45	Inorganics	Nickel	17.2	mg/kg		J	J	4.6	I03
WBGss-107	WB0696	4/23/1998	Grab Composite	Surface Soil	0 1 FT		Inorganics	Nickel	17.1	mg/kg		J	J	4.8	D05,I02,E07
WBGss-113	WB0702	4/23/1998	Grab Composite	Surface Soil	0 1 FT		Inorganics	Nickel	16.7	mg/kg		J	J	4.5	D05
WBGss-100	WB0689	4/23/1998	Grab Composite	Surface Soil	0 1 FT		Inorganics	Nickel	16.4	mg/kg		J	J	5	D05,I02,E07
WBGss-110	WB0699	4/23/1998	Grab Composite	Surface Soil	0 1 FT		Inorganics	Nickel	15.8	mg/kg		J	J	5	D05,I02,E07
WBG-285	WBG4240	10/31/2000	Grab	Surface Soil	0 1 FT		Inorganics	Nickel	15.6	mg/kg		J	J	5	I02
WBG-270	WBG4225	11/1/2000	Grab	Surface Soil	0 1 FT		Inorganics	Nickel	15.5	mg/kg		J	J	5.1	I02
WBGss-149	WB0738	4/23/1998	Grab Composite	Surface Soil	0 1 FT		Inorganics	Nickel	14.7	mg/kg		J	J	5	D05
WBG-292	WBG4247	10/31/2000	Grab	Surface Soil	0 1 FT		Inorganics	Nickel	14.6	mg/kg		J	J	5.3	I02
WBGss-102	WB0691	4/23/1998	Grab Composite	Surface Soil	0 1 FT		Inorganics	Nickel	14.6	mg/kg		J	J	4.7	D05,I02,E07
WBG-264	WBG4219	10/30/2000	Grab	Surface Soil	0 1 FT		Inorganics	Nickel	14.4	mg/kg		J	J	5.1	I01
WBG-257	WBG4196	10/30/2000	Grab	Surface Soil	0 1 FT		Inorganics	Nickel	14.3	mg/kg		J	J	4.6	I01
WBGss-104	WB0693	4/23/1998	Grab Composite	Surface Soil	0 1 FT		Inorganics	Nickel	14.2	mg/kg		J	J	4.9	D05,I02,E07
WBGss-103	WB0692	4/23/1998	Grab Composite	Surface Soil	0 1 FT		Inorganics	Nickel	13.8	mg/kg		J	J	5	D05,I02,E07
WBG-265	WBG4220	10/30/2000	Grab	Surface Soil	0 1 FT		Inorganics	Nickel	13.3	mg/kg		J	J	4.9	I01
WBG-271	WBG4226	11/1/2000	Grab	Surface Soil	0 1 FT		Inorganics	Nickel	13	mg/kg		J	J	5.3	I02
WBGss-112	WB0701	4/23/1998	Grab Composite	Surface Soil	0 1 FT		Inorganics	Nickel	13	mg/kg		J	J	5	D05,I02,E07
WBG-272	WBG4227	11/1/2000	Grab	Surface Soil	0 1 FT		Inorganics	Nickel	12.5	mg/kg		J	J	4.9	I02
WBG-279	WBG4234	10/31/2000	Grab	Surface Soil	0 1 FT		Inorganics	Nickel	11.9	mg/kg		J	J	5.1	I02
WBG-290	WBG4245	10/31/2000	Grab	Surface Soil	0 1 FT		Inorganics	Nickel	11.3	mg/kg		J	J	5.1	I02
WBG-291	WBG4246	10/31/2000	Grab	Surface Soil	0 1 FT		Inorganics	Nickel	11.3	mg/kg		J	J	4.7	I01
WBG-289	WBG4244	10/31/2000	Grab	Surface Soil	0 1 FT		Inorganics	Nickel	11.2	mg/kg		J	J	4.9	I02
WBG-280	WBG4235	10/30/2000	Grab	Surface Soil	0 1 FT		Inorganics	Nickel	10.4	mg/kg		J	J	5	I01
WBG-286	WBG4241	10/31/2000	Grab	Surface Soil	0 1 FT		Inorganics	Nickel	9.4	mg/kg		J	J	5	I02
WBG-293	WBG4248	10/31/2000	Grab	Surface Soil	0 1 FT		Inorganics	Nickel	7.8	mg/kg		J	J	5.1	I02
WBGss-153	WB0742	5/6/1998	Grab Composite	Surface Soil	0 1 FT		Inorganics	Nickel	4	mg/kg	U	UJ	UJ	4	D05
WBGss-154	WB0743	5/6/1998	Grab Composite	Surface Soil	0 1 FT		Inorganics	Nickel	4	mg/kg	U	UJ	UJ	4	D05
WBGss-153	WB0742	5/6/1998	Grab Composite	Surface Soil	0 1 FT		Inorganics	Potassium	3710	mg/kg		=	=	501	
WBG-262	WBG4213	11/1/2000	Grab	Surface Soil	0 1 FT		Inorganics	Potassium	3090	mg/kg		=	=	603	
WBGss-174	WB0886	4/26/1998	Grab	Surface Soil	0 1 FT	ARCHIVED	Inorganics	Potassium	3050	mg/kg		=	=	633	
WBGss-352	WB3021	8/9/2000	Grab	Soil	0 1 NA	Pad 58, Plot 234/235	Inorganics	Potassium	2950	mg/kg		=	=	571	
WBGss-346	WB3022	8/9/2000	Grab	Soil	0 1 NA	Pad 58, Plot 156	Inorganics	Potassium	2610	mg/kg		=	=	571	
WBG-203	WBG4018	10/22/2000	Grab	Surface Soil	0 1 FT		Inorganics	Potassium	2300	mg/kg		=	=	581	
WBGss-347	WB3023	8/9/2000	Grab	Soil	0 1 NA	Pad 58, Plot 158	Inorganics	Potassium	2270	mg/kg		=	=	581	
WBG-226	WBG4091	10/20/2000	Grab	Surface Soil	0 1 FT		Inorganics	Potassium	2230	mg/kg		=	=	601	
WBG-275	WBG4230	10/24/2000	Grab	Surface Soil	0 1 FT		Inorganics	Potassium	2120	mg/kg		=	=	629	
WBGss-353	WB3024	8/9/2000	Grab	Soil	0 1 NA	Pad 58, Plot 251	Inorganics	Potassium	2110	mg/kg		=	=	572	
WBGss-313	WB1006	8/8/2000	Grab	Soil	0 1 NA	Pad 37, Plot 236	Inorganics	Potassium	2100	mg/kg		=	=	617	
WBG-207	WBG4032	10/18/2000	Grab	Surface Soil	0 1 FT		Inorganics	Potassium	2040	mg/kg		=	=	638	
WBGss-175	WB0887	5/4/1998	Grab Composite	Surface Soil	0 1 FT		Inorganics	Potassium	2040	mg/kg		=	=	678	
WBGss-118	WB0707	4/22/1998	Grab Composite	Surface Soil	0 1 FT		Inorganics	Potassium	2030	mg/kg		=	=	698	
WBGss-189	WB0914	5/6/1998	Grab	Surface Soil	0 1 FT		Inorganics	Potassium	1990	mg/kg		=	=	606	
WBG-247	WBG4162	10/22/2000	Grab	Surface Soil	0 1 FT		Inorganics	Potassium	1980	mg/kg		=	=	629	
WBG-199	WBG4006	10/17/2000	Grab	Surface Soil	0 1 FT		Inorganics	Potassium	1930	mg/kg		=	=	647	
WBGss-154	WB0743	5/6/1998	Grab Composite	Surface Soil	0 1 FT		Inorganics	Potassium	1920	mg/kg		=	=	502	

Station	Sample ID	Date Collected	Sample Type	Media	Depth		Sample Comment	Analysis	Chemical	Results	Units	Lab Qual	Data Qual	Qual	Detection Limit	Validation Code
WBGss-147	WB0736	4/23/1998	Grab Composite	Surface Soil	0	1 FT		Inorganics	Potassium	1860	mg/kg		=	=	631	
WBGss-362	WB3025	8/9/2000	Grab	Soil	0	1 NA	Pad 59, Plot 140	Inorganics	Potassium	1830	mg/kg		=	=	587	
WBGss-344	WB3020	8/9/2000	Grab	Soil	0	1 NA	Pad 58, Plot 104	Inorganics	Potassium	1810	mg/kg		=	=	578	
WBGss-314	WB1007	8/8/2000	Grab	Soil	0	1 NA	Pad 37, Plot 265	Inorganics	Potassium	1800	mg/kg		=	=	569	
WBG-227	WBG4094	10/22/2000	Grab	Surface Soil	0	1 FT		Inorganics	Potassium	1780	mg/kg		=	=	632	
WBGss-299	WB1009	8/8/2000	Grab	Soil	0	1 NA	Pad 37, Plot 11	Inorganics	Potassium	1770	mg/kg		=	=	584	
WBG-215	WBG4058	10/18/2000	Grab	Surface Soil	0	1 FT		Inorganics	Potassium	1760	mg/kg		=	=	655	
WBG-258	WBG4201	11/1/2000	Grab	Surface Soil	0	1 FT		Inorganics	Potassium	1750	mg/kg		=	=	620	
WBG-240	WBG4139	10/21/2000	Grab	Surface Soil	0	1 FT		Inorganics	Potassium	1720	mg/kg		=	=	614	
WBGss-120	WB0709	4/22/1998	Grab Composite	Surface Soil	0	1 FT		Inorganics	Potassium	1690	mg/kg		=	=	660	
WBGss-308	WB1008	8/8/2000	Grab	Soil	0	1 NA	Pad 37, Plot 130	Inorganics	Potassium	1680	mg/kg		=	=	592	
WBG-206	WBG4029	10/18/2000	Grab	Surface Soil	0	1 FT		Inorganics	Potassium	1650	mg/kg		=	=	590	
WBGss-359	WB3027	8/9/2000	Grab	Soil	0	1 NA	Pad 59, Plot 108	Inorganics	Potassium	1650	mg/kg		=	=	582	
WBGss-145	WB0734	4/23/1998	Grab Composite	Surface Soil	0	1 FT		Inorganics	Potassium	1650	mg/kg		=	=	663	
WBGss-388	WB2017	8/8/2000	Grab	Soil	0	1 NA	Pad 66, Plot 226	Inorganics	Potassium	1640	mg/kg		=	=	596	
WBG-246	WBG4159	10/23/2000	Grab	Surface Soil	0	1 FT		Inorganics	Potassium	1630	mg/kg		=	=	619	
WBGss-188	WB0913	5/6/1998	Grab	Surface Soil	0	1 FT		Inorganics	Potassium	1600	mg/kg		=	=	637	
WBGss-031	WBGSS-031-0488-SO	8/7/1996	Grab Composite	Surface Soil	0	2 FT	West of pad #37	Inorganics	Potassium	1600	mg/kg		=	=	200	
WBG-223	WBG4082	10/20/2000	Grab	Surface Soil	0	1 FT		Inorganics	Potassium	1580	mg/kg		=	=	586	
WBG-268	WBG4223	11/1/2000	Grab	Surface Soil	0	1 FT		Inorganics	Potassium	1580	mg/kg		=	=	679	
WBG-200	WBG4009	10/17/2000	Grab	Surface Soil	0	1 FT		Inorganics	Potassium	1570	mg/kg		=	=	620	
WBG-282	WBG4237	10/31/2000	Grab	Surface Soil	0	1 FT		Inorganics	Potassium	1550	mg/kg		=	=	623	
WBGss-171	WB0882	5/4/1998	Grab Composite	Surface Soil	0	1 FT		Inorganics	Potassium	1550	mg/kg		=	=	612	
WBG-239	WBG4136	10/21/2000	Grab	Surface Soil	0	1 FT		Inorganics	Potassium	1540	mg/kg		=	=	616	
WBG-245	WBG4156	10/23/2000	Grab	Surface Soil	0	1 FT		Inorganics	Potassium	1510	mg/kg		=	=	620	
WBG-213	WBG4052	10/18/2000	Grab	Surface Soil	0	1 FT		Inorganics	Potassium	1490	mg/kg		=	=	628	
WBG-241	WBG4142	10/21/2000	Grab	Surface Soil	0	1 FT		Inorganics	Potassium	1480	mg/kg		=	=	596	
WBGss-144	WB0733	4/23/1998	Grab Composite	Surface Soil	0	1 FT		Inorganics	Potassium	1470	mg/kg		=	=	678	
WBG-274	WBG4229	10/24/2000	Grab	Surface Soil	0	1 FT		Inorganics	Potassium	1450	mg/kg		=	=	633	
WBGss-389	WB2016	8/8/2000	Grab	Soil	0	1 NA	Pad 66, Plot 242	Inorganics	Potassium	1440	mg/kg		=	=	568	
WBGss-334	WB1005	8/8/2000	Grab	Soil	0	1 NA	Pad 38, Plot 295	Inorganics	Potassium	1430	mg/kg		=	=	597	
WBGss-149	WB0738	4/23/1998	Grab Composite	Surface Soil	0	1 FT		Inorganics	Potassium	1430	mg/kg		=	=	622	
WBG-209	WBG4038	10/18/2000	Grab	Surface Soil	0	1 FT		Inorganics	Potassium	1400	mg/kg		=	=	671	
WBGss-122	WB0711	4/22/1998	Grab Composite	Surface Soil	0	1 FT		Inorganics	Potassium	1400	mg/kg		=	=	639	
WBG-214	WBG4055	10/18/2000	Grab	Surface Soil	0	1 FT		Inorganics	Potassium	1390	mg/kg		=	=	662	
WBGss-324	WB1002	8/8/2000	Grab	Soil	0	1 NA	Pad 38, Plot 126	Inorganics	Potassium	1390	mg/kg		=	=	582	
WBGss-168	WB0768	4/29/1998	Grab	Surface Soil	0	1 FT		Inorganics	Potassium	1360	mg/kg		=	=	619	
WBG-250	WBG4173	10/23/2000	Grab	Surface Soil	0	1 FT		Inorganics	Potassium	1340	mg/kg		=	=	621	
WBG-283	WBG4238	10/31/2000	Grab	Surface Soil	0	1 FT		Inorganics	Potassium	1340	mg/kg		=	=	624	
WBGss-326	WB1001	8/8/2000	Grab	Soil	0	1 NA	Pad 38, Plot 154	Inorganics	Potassium	1340	mg/kg		=	=	576	
WBGss-390	WB2018	8/8/2000	Grab	Soil	0	1 NA	Pad 66, Plot 243	Inorganics	Potassium	1330	mg/kg		=	=	594	
WBGss-114	WB0703	4/23/1998	Grab Composite	Surface Soil	0	1 FT		Inorganics	Potassium	1330	mg/kg		=	=	605	
WBG-242	WBG4145	10/22/2000	Grab	Surface Soil	0	1 FT		Inorganics	Potassium	1320	mg/kg		=	=	624	
WBG-278	WBG4233	10/24/2000	Grab	Surface Soil	0	1 FT		Inorganics	Potassium	1300	mg/kg		=	=	651	
WBG-281	WBG4236	10/24/2000	Grab	Surface Soil	0	1 FT		Inorganics	Potassium	1280	mg/kg		=	=	600	
WBG-201	WBG4012	10/17/2000	Grab	Surface Soil	0	1 FT		Inorganics	Potassium	1260	mg/kg		=	=	609	
WBGss-325	WB1004	8/8/2000	Grab	Soil	0	1 NA	Pad 38, Plot 135	Inorganics	Potassium	1240	mg/kg		=	=	565	
WBG-243	WBG4150	10/21/2000	Grab	Surface Soil	0	1 FT		Inorganics	Potassium	1230	mg/kg		=	=	600	
WBG-267	WBG4222	10/24/2000	Grab	Surface Soil	0	1 FT		Inorganics	Potassium	1200	mg/kg		=	=	619	
WBGss-178	WB0890	5/4/1998	Grab Composite	Surface Soil	0	1 FT		Inorganics	Potassium	1190	mg/kg		=	=	679	
WBGss-169	WB0884	4/26/1998	Grab	Surface Soil	0	1 FT		Inorganics	Potassium	1180	mg/kg		=	=	602	
WBG-237	WBG4128	10/22/2000	Grab	Surface Soil	0	1 FT		Inorganics	Potassium	1170	mg/kg		=	=	621	
WBGss-371	WB3026	8/9/2000	Grab	Soil	0	1 NA	Pad 59, Plot 253	Inorganics	Potassium	1170	mg/kg		=	=	595	
WBG-205	WBG4026	10/18/2000	Grab	Surface Soil	0	1 FT		Inorganics	Potassium	1160	mg/kg		=	=	615	
WBG-230	WBG4105	10/20/2000	Grab	Surface Soil	0	1 FT		Inorganics	Potassium	1150	mg/kg		=	=	642	
WBG-269	WBG4224	10/24/2000	Grab	Surface Soil	0	1 FT		Inorganics	Potassium	1150	mg/kg		=	=	634	
WBGss-322	WB1003	8/8/2000	Grab	Soil	0	1 NA	Pad 38, Plot 30	Inorganics	Potassium	1150	mg/kg		=	=	584	
WBG-235	WBG4122	10/19/2000	Grab	Surface Soil	0	1 FT		Inorganics	Potassium	1140	mg/kg		=	=	608	
WBG-233	WBG4116	10/20/2000	Grab	Surface Soil	0	1 FT		Inorganics	Potassium	1130	mg/kg		=	=	613	
WBG-251	WBG4176	10/23/2000	Grab	Surface Soil	0	1 FT		Inorganics	Potassium	1130	mg/kg		=	=	646	
WBGss-150	WB0739	4/23/1998	Grab Composite	Surface Soil	0	1 FT		Inorganics	Potassium	1130	mg/kg		=	=	608	
WBGss-193	WB0932	5/7/1998	Grab	Surface Soil	0	1 FT		Inorganics	Potassium	1120	mg/kg		=	=	717	
WBGss-172	WB0883	5/4/1998	Grab Composite	Surface Soil	0	1 FT		Inorganics	Potassium	1120	mg/kg		=	=	597	
WBGss-179	WB0891	5/4/1998	Grab Composite	Surface Soil	0	1 FT		Inorganics	Potassium	1120	mg/kg		=	=	650	
WBG-276	WBG4231	10/24/2000	Grab	Surface Soil	0	1 FT		Inorganics	Potassium	1080	mg/kg		=	=	608	
WBGss-148	WB0737	4/23/1998	Grab Composite	Surface Soil	0	1 FT		Inorganics	Potassium	1080	mg/kg		=	=	618	
WBGss-170	WB0881	5/4/1998	Grab Composite	Surface Soil	0	1 FT		Inorganics	Potassium	1080	mg/kg		=	=	690	
WBG-238	WBG4133	10/21/2000	Grab	Surface Soil	0	1 FT		Inorganics	Potassium	1070	mg/kg		=	=	652	
WBG-204	WBG4023	10/18/2000	Grab	Surface Soil	0	1 FT		Inorganics	Potassium	1060	mg/kg		=	=	611	
WBG-288	WBG4243	10/31/2000	Grab	Surface Soil	0	1 FT		Inorganics	Potassium	1050	mg/kg		=	=	656	
WBG-208	WBG4035	10/18/2000	Grab	Surface Soil	0	1 FT		Inorganics	Potassium	1040	mg/kg		=	=	616	
WBGss-146	WB0735	4/23/1998	Grab Composite	Surface Soil	0	1 FT		Inorganics	Potassium	1030	mg/kg		=	=	562	
WBGss-194	WB0935	5/7/1998	Grab	Surface Soil	0	1 FT		Inorganics	Potassium	1010	mg/kg		=	=	633	
WBGss-187	WB0912	5/6/1998	Grab	Surface Soil	0	1 FT		Inorganics	Potassium	988	mg/kg		=	=	636	
WBG-287	WBG4242	10/31/2000	Grab	Surface Soil	0	1 FT		Inorganics	Potassium	985	mg/kg		=	=	650	
WBG-272	WBG4227	11/1/2000	Grab	Surface Soil	0	1 FT		Inorganics	Potassium	966	mg/kg		=	=	611	
WBG-261	WBG4210	10/23/2000	Grab	Surface Soil	0	1 FT		Inorganics	Potassium	958	mg/kg		=	=	623	
WBG-231	WBG4108	10/21/2000	Grab	Surface Soil	0	1 FT		Inorganics	Potassium	951	mg/kg		=	=	657	
WBGss-119	WB0708	4/22/1998	Grab Composite	Surface Soil	0	1 FT		Inorganics	Potassium	951	mg/kg		=	=	625	
WBG-296	WBG4315	11/2/2000	Grab	Surface Soil	0	1 FT		Inorganics	Potassium	929	mg/kg		=	=	617	
WBG-232	WBG4111	10/22/2000	Grab	Surface Soil	0	1 FT		Inorganics	Potassium	928	mg/kg		=	=	576	
WBG-224	WBG4085	10/20/2000	Grab	Surface Soil	0	1 FT		Inorganics	Potassium	927	mg/kg		=	=	647	
WBG-234	WBG4119	10/19/2000	Grab	Surface Soil	0	1 FT		Inorganics	Potassium	914	mg/kg		=	=	585	
WBG-260	WBG4207	10/23/2000	Grab	Surface Soil	0	1 FT		Inorganics	Potassium	890	mg/kg		=	=	574	
WBG-263	WBG4216	11/1/2000	Grab	Surface Soil	0	1 FT		Inorganics	Potassium	862	mg/kg		=	=	626	
WBGss-021	WBGSS-021-0478-SO	8/5/1996	Grab Composite	Surface Soil	0	2 FT	Volatile samples collected at 1.5 ft bgs.	Inorganics	Potassium	824	mg/kg		=	=	6.9	
WBG-259	WBG4204	10/23/2000	Grab	Surface Soil	0	1 FT		Inorganics	Potassium	813	mg/kg		=	=	571	
WBG-229	WBG4102	10/21/2000	Grab	Surface Soil	0	1 FT		Inorganics	Potassium	812	mg/kg		=	=	637	
WBGss-341	WB3019	8/9/2000	Grab	Soil	0	1 NA	Pad 58, Plot 45	Inorganics	Potassium	797	mg/kg		=	=	574	
WBG-253	WBG4184	10/17/2000	Grab	Surface Soil	0	1 FT		Inorganics	Potassium	795	mg/kg		=	=	593	
WBGss-123	WB0712	4/22/1998	Grab Composite	Surface Soil	0	1 FT		Inorganics	Potassium	765	mg/kg		=	=	594	
WBG-249	WBG4170	10/23/2000	Grab	Surface Soil	0	1 FT		Inorganics	Potassium	759	mg/kg		=	=	558	
WBGss-117	WB0706	4/22/1998	Grab Composite	Surface Soil	0	1 FT		Inorganics	Potassium	753	mg/kg		=	=	600	

Station	Sample ID	Date Collected	Sample Type	Media	Depth			Sample Comment	Analysis	Chemical	Results	Units	Lab Qual	Data Qual	Qual	Detection Limit	Validation Code
WBG-270	WBG4225	11/1/2000	Grab	Surface Soil	0	1	FT		Inorganics	Potassium	748	mg/kg		=	=	633	
WBG-271	WBG4226	11/1/2000	Grab	Surface Soil	0	1	FT		Inorganics	Potassium	736	mg/kg		=	=	658	
WBG-212	WBG4049	10/18/2000	Grab	Surface Soil	0	1	FT		Inorganics	Potassium	731	mg/kg		=	=	605	
WBGss-173	WB0885	4/26/1998	Grab	Surface Soil	0	1	FT	ARCHIVED	Inorganics	Potassium	721	mg/kg		=	=	598	
WBG-273	WBG4228	11/1/2000	Grab	Surface Soil	0	1	FT		Inorganics	Potassium	705	mg/kg		=	=	677	
WBG-285	WBG4240	10/31/2000	Grab	Surface Soil	0	1	FT		Inorganics	Potassium	699	mg/kg		=	=	621	
WBG-284	WBG4239	10/31/2000	Grab	Surface Soil	0	1	FT		Inorganics	Potassium	697	mg/kg		=	=	654	
WBG-292	WBG4247	10/31/2000	Grab	Surface Soil	0	1	FT		Inorganics	Potassium	685	mg/kg		=	=	666	
WBG-256	WBG4193	10/17/2000	Grab	Surface Soil	0	1	FT		Inorganics	Potassium	661	mg/kg		=	=	610	
WBG-279	WBG4234	10/31/2000	Grab	Surface Soil	0	1	FT		Inorganics	Potassium	660	mg/kg		=	=	634	
WBGss-066	WBGSS-066-0528-SO	8/9/1996	Grab Composite	Surface Soil	0	2	FT		Inorganics	Potassium	622	mg/kg	N	=	=	7.1	
WBG-225	WBG4088	10/20/2000	Grab	Surface Soil	0	1	FT		Inorganics	Potassium	606	mg/kg	B	=	=	660	
WBGss-076	WBGSS-076-0541-SO	8/9/1996	Grab Composite	Surface Soil	0	2	FT		Inorganics	Potassium	559	mg/kg	N	=	=	6.8	
WBGss-051	WBGSS-051-0509-SO	8/8/1996	Grab Composite	Surface Soil	0	2	FT		Inorganics	Potassium	543	mg/kg		=	=	209	
WBGss-116	WB0705	4/23/1998	Grab Composite	Surface Soil	0	1	FT		Inorganics	Potassium	2670	mg/kg		J	J	708	I02
WBGss-106	WB0695	4/23/1998	Grab Composite	Surface Soil	0	1	FT		Inorganics	Potassium	2210	mg/kg		J	J	607	I02
WBGss-128	WB0717	4/22/1998	Grab Composite	Surface Soil	0	1	FT		Inorganics	Potassium	1860	mg/kg		J	J	594	I02
WBGss-135	WB0724	4/21/1998	Grab Composite	Surface Soil	0	1	FT		Inorganics	Potassium	1830	mg/kg		J	J	582	I02
WBGss-131	WB0720	4/21/1998	Grab Composite	Surface Soil	0	1	FT		Inorganics	Potassium	1790	mg/kg		J	J	612	I02
WBGss-110	WB0699	4/23/1998	Grab Composite	Surface Soil	0	1	FT		Inorganics	Potassium	1670	mg/kg		J	J	631	I02
WBGss-115	WB0704	4/23/1998	Grab Composite	Surface Soil	0	1	FT		Inorganics	Potassium	1660	mg/kg		J	J	609	I02
WBGss-140	WB0729	4/22/1998	Grab Composite	Surface Soil	0	1	FT		Inorganics	Potassium	1540	mg/kg		J	J	695	I02
WBGss-134	WB0723	4/21/1998	Grab Composite	Surface Soil	0	1	FT		Inorganics	Potassium	1480	mg/kg		J	J	609	I02
WBGss-136	WB0725	4/22/1998	Grab Composite	Surface Soil	0	1	FT		Inorganics	Potassium	1430	mg/kg		J	J	664	I02
WBGss-107	WB0696	4/23/1998	Grab Composite	Surface Soil	0	1	FT		Inorganics	Potassium	1410	mg/kg		J	J	595	I02
WBGss-101	WB0690	4/23/1998	Grab Composite	Surface Soil	0	1	FT		Inorganics	Potassium	1360	mg/kg		J	J	633	I02
WBGss-132	WB0721	4/21/1998	Grab Composite	Surface Soil	0	1	FT		Inorganics	Potassium	1350	mg/kg		J	J	698	I02
WBGss-143	WB0732	4/22/1998	Grab Composite	Surface Soil	0	1	FT		Inorganics	Potassium	1300	mg/kg		J	J	570	I02
WBGss-130	WB0719	4/22/1998	Grab Composite	Surface Soil	0	1	FT		Inorganics	Potassium	1150	mg/kg		J	J	615	I02
WBGss-129	WB0718	4/22/1998	Grab Composite	Surface Soil	0	1	FT		Inorganics	Potassium	1140	mg/kg		J	J	645	I02
WBGss-111	WB0700	4/23/1998	Grab Composite	Surface Soil	0	1	FT		Inorganics	Potassium	1120	mg/kg		J	J	596	I02
WBGss-109	WB0698	4/23/1998	Grab Composite	Surface Soil	0	1	FT		Inorganics	Potassium	1070	mg/kg		J	J	665	I02
WBGss-108	WB0697	4/23/1998	Grab Composite	Surface Soil	0	1	FT		Inorganics	Potassium	1060	mg/kg		J	J	629	I02
WBGss-137	WB0726	4/22/1998	Grab Composite	Surface Soil	0	1	FT		Inorganics	Potassium	1050	mg/kg		J	J	675	I02
WBG-210	WBG4041	10/30/2000	Grab	Surface Soil	0	1	FT		Inorganics	Potassium	1040	mg/kg		J	J	587	I01
WBGss-105	WB0694	4/23/1998	Grab Composite	Surface Soil	0	1	FT		Inorganics	Potassium	1040	mg/kg		J	J	634	I02
WBG-264	WBG4219	10/30/2000	Grab	Surface Soil	0	1	FT		Inorganics	Potassium	1010	mg/kg		J	J	641	I01
WBGss-100	WB0689	4/23/1998	Grab Composite	Surface Soil	0	1	FT		Inorganics	Potassium	962	mg/kg		J	J	627	I02
WBGss-141	WB0730	4/22/1998	Grab Composite	Surface Soil	0	1	FT		Inorganics	Potassium	962	mg/kg		J	J	664	I02
WBG-265	WBG4220	10/30/2000	Grab	Surface Soil	0	1	FT		Inorganics	Potassium	957	mg/kg		J	J	612	I01
WBGss-133	WB0722	4/21/1998	Grab Composite	Surface Soil	0	1	FT		Inorganics	Potassium	943	mg/kg		J	J	665	I02
WBG-266	WBG4221	10/30/2000	Grab	Surface Soil	0	1	FT		Inorganics	Potassium	887	mg/kg		J	J	640	I01
WBGss-139	WB0728	4/22/1998	Grab Composite	Surface Soil	0	1	FT		Inorganics	Potassium	870	mg/kg		J	J	660	I02
WBGss-102	WB0691	4/23/1998	Grab Composite	Surface Soil	0	1	FT		Inorganics	Potassium	762	mg/kg		J	J	586	I02
WBGss-142	WB0731	4/22/1998	Grab Composite	Surface Soil	0	1	FT		Inorganics	Potassium	747	mg/kg		J	J	638	I02
WBGss-104	WB0693	4/23/1998	Grab Composite	Surface Soil	0	1	FT		Inorganics	Potassium	737	mg/kg		J	J	607	I02
WBG-291	WBG4246	10/31/2000	Grab	Surface Soil	0	1	FT		Inorganics	Potassium	673	mg/kg		J	J	582	I01
WBG-277	WBG4232	10/24/2000	Grab	Surface Soil	0	1	FT		Inorganics	Potassium	584	mg/kg	B	J	J	628	
WBGss-103	WB0692	4/23/1998	Grab Composite	Surface Soil	0	1	FT		Inorganics	Potassium	582	mg/kg	B	J	J	628	I02
WBG-257	WBG4196	10/30/2000	Grab	Surface Soil	0	1	FT		Inorganics	Potassium	579	mg/kg	B	J	J	580	I01
WBG-297	WBG4316	11/2/2000	Grab	Surface Soil	0	1	FT		Inorganics	Potassium	573	mg/kg	B	J	J	617	
WBG-290	WBG4245	10/31/2000	Grab	Surface Soil	0	1	FT		Inorganics	Potassium	561	mg/kg	B	J	J	635	
WBGss-112	WB0701	4/23/1998	Grab Composite	Surface Soil	0	1	FT		Inorganics	Potassium	559	mg/kg	B	J	J	622	I02
WBG-254	WBG4187	10/16/2000	Grab	Surface Soil	0	1	FT		Inorganics	Potassium	553	mg/kg	B	J	J	595	
WBG-255	WBG4190	10/17/2000	Grab	Surface Soil	0	1	FT		Inorganics	Potassium	545	mg/kg	B	J	J	596	
WBGss-138	WB0727	4/22/1998	Grab Composite	Surface Soil	0	1	FT		Inorganics	Potassium	538	mg/kg	B	J	J	594	I02
WBGss-176	WB0888	4/26/1998	Grab	Surface Soil	0	1	FT	ARCHIVED	Inorganics	Potassium	537	mg/kg	B	J	J	626	
WBGss-177	WB0889	5/4/1998	Grab Composite	Surface Soil	0	1	FT		Inorganics	Potassium	497	mg/kg	B	J	J	611	
WBGss-008	WBGSS-008-0463-SO	7/30/1996	Grab Composite	Surface Soil	0	2	FT	VOCs collected from 1.5- 2.0 ft depth.	Inorganics	Potassium	493	mg/kg	B	J	J	7.1	F06
WBGss-113	WB0702	4/23/1998	Grab Composite	Surface Soil	0	1	FT		Inorganics	Potassium	465	mg/kg	B	J	J	568	
WBG-280	WBG4235	10/30/2000	Grab	Surface Soil	0	1	FT		Inorganics	Potassium	441	mg/kg	B	J	J	628	I01
WBGss-072	WBGSS-072-0536-SO	8/9/1996	Grab Composite	Surface Soil	0	2	FT		Inorganics	Potassium	400	mg/kg	BN	J	J	7	F06
WBG-289	WBG4244	10/31/2000	Grab	Surface Soil	0	1	FT		Inorganics	Potassium	363	mg/kg	B	J	J	614	
WBG-286	WBG4241	10/31/2000	Grab	Surface Soil	0	1	FT		Inorganics	Potassium	334	mg/kg	B	J	J	626	
WBG-293	WBG4248	10/31/2000	Grab	Surface Soil	0	1	FT		Inorganics	Potassium	223	mg/kg	B	J	J	632	
WBG-231	WBG4108	10/21/2000	Grab	Surface Soil	0	1	FT		Inorganics	Selenium	2.5	mg/kg		=	=	0.66	
WBGss-120	WB0709	4/22/1998	Grab Composite	Surface Soil	0	1	FT		Inorganics	Selenium	2.5	mg/kg		=	=	0.66	
WBGss-032	WBGSS-032-0489-SO	8/7/1996	Grab Composite	Surface Soil	0	0.5	FT	North of Pad #37.	Inorganics	Selenium	2.4	mg/kg		=	=	0.32	
WBGss-122	WB0711	4/22/1998	Grab Composite	Surface Soil	0	1	FT		Inorganics	Selenium	2.3	mg/kg		=	=	0.64	
WBG-199	WBG4006	10/17/2000	Grab	Surface Soil	0	1	FT		Inorganics	Selenium	2.1	mg/kg		=	=	0.65	
WBGss-359	WB3027	8/9/2000	Grab	Soil	0	1	NA	Pad 59, Plot 108	Inorganics	Selenium	2.1	mg/kg		=	=	0.58	
WBGss-008	WBGSS-008-0463-SO	7/30/1996	Grab Composite	Surface Soil	0	2	FT	VOCs collected from 1.5- 2.0 ft depth.	Inorganics	Selenium	2.1	mg/kg		=	=	0.31	
WBGss-020	WBGSS-020-0477-SO	8/5/1996	Grab Composite	Surface Soil	0	2	FT		Inorganics	Selenium	2.1	mg/kg	N	=	=	0.33	
WBGss-154	WB0743	5/6/1998	Grab Composite	Surface Soil	0	1	FT		Inorganics	Selenium	2	mg/kg		=	=	0.5	
WBG-200	WBG4009	10/17/2000	Grab	Surface Soil	0	1	FT		Inorganics	Selenium	1.9	mg/kg		=	=	0.62	
WBG-243	WBG4150	10/21/2000	Grab	Surface Soil	0	1	FT		Inorganics	Selenium	1.8	mg/kg		=	=	0.6	
WBGss-362	WB3025	8/9/2000	Grab	Soil	0	1	NA	Pad 59, Plot 140	Inorganics	Selenium	1.8	mg/kg		=	=	0.59	
WBGss-021	WBGSS-021-0478-SO	8/5/1996	Grab Composite	Surface Soil	0	2	FT	Volatile samples collected at 1.5 ft bgs.	Inorganics	Selenium	1.8	mg/kg		=	=	0.3	
WBGss-064	WBGSS-064-0526-SO	8/7/1996	Grab Composite	Surface Soil	0	2	FT		Inorganics	Selenium	1.8	mg/kg		=	=	0.36	
WBGss-009	WBGSS-009-0464-SO	8/5/1996	Grab Composite	Surface Soil	0	2	FT		Inorganics	Selenium	1.7	mg/kg	N	=	=	0.33	
WBGss-057	WBGSS-057-0517-SO	8/7/1996	Grab Composite	Surface Soil	0	2	FT		Inorganics	Selenium	1.7	mg/kg		=	=	0.36	
WBG-255	WBG4190	10/17/2000	Grab	Surface Soil	0	1	FT		Inorganics	Selenium	1.6	mg/kg		=	=	0.6	
WBGss-347	WB3023	8/9/2000	Grab	Soil	0	1	NA	Pad 58, Plot 158	Inorganics	Selenium	1.6	mg/kg		=	=	0.58	
WBGss-005	WBGSS-005-0460-SO	7/30/1996	Grab Composite	Surface Soil	0	2	FT		Inorganics	Selenium	1.6	mg/kg		=	=	0.32	
WBGss-137	WB0726	4/22/1998	Grab Composite	Surface Soil	0	1	FT		Inorganics	Selenium	1.6	mg/kg		=	=	0.68	
WBGss-146	WB0735	4/23/1998	Grab Composite	Surface Soil	0	1	FT		Inorganics	Selenium	1.6	mg/kg		=	=	0.56	
WBGss-334	WB1005	8/8/2000	Grab	Soil	0	1	NA	Pad 38, Plot 295	Inorganics	Selenium	1.5	mg/kg		=	=	0.6	
WBGss-006	WBGSS-006-0461-SO	7/30/1996	Grab Composite	Surface Soil	0	2	FT		Inorganics	Selenium	1.5	mg/kg		=	=	0.35	
WBGss-153	WB0742	5/6/1998	Grab Composite	Surface Soil	0	1	FT		Inorganics	Selenium	1.5	mg/kg		=	=	1	
WBG-223	WBG4082	10/20/2000	Grab	Surface Soil	0	1	FT		Inorganics	Selenium	1.4	mg/kg		=	=	0.59	
WBG-233	WBG4116	10/20/2000	Grab	Surface Soil	0	1	FT		Inorganics	Selenium	1.4	mg/kg		=	=	0.61	
WBG-250	WBG4173	10/23/2000	Grab	Surface Soil	0	1	FT		Inorganics	Selenium	1.4	mg/kg		=	=	0.62	
WBGss-371	WB3026	8/9/2000	Grab	Soil	0	1	NA	Pad 59, Plot 253	Inorganics	Selenium	1.4	mg/kg		=	=	0.6	

Station	Sample ID	Date Collected	Sample Type	Media	Depth			Sample Comment	Analysis	Chemical	Results	Units	Lab Qual	Data Qual	Qual	Detection Limit	Validation Code
WBGss-388	WB2017	8/8/2000	Grab	Soil	0	1	NA	Pad 66, Plot 226	Inorganics	Selenium	1.4	mg/kg		=	=	0.6	
WBGss-389	WB2016	8/8/2000	Grab	Soil	0	1	NA	Pad 66, Plot 242	Inorganics	Selenium	1.4	mg/kg		=	=	0.57	
WBGss-390	WB2018	8/8/2000	Grab	Soil	0	1	NA	Pad 66, Plot 243	Inorganics	Selenium	1.4	mg/kg		=	=	0.59	
WBGss-007	WBGSS-007-0462-SO	7/30/1996	Grab Composite	Surface Soil	0	2	FT		Inorganics	Selenium	1.4	mg/kg		=	=	0.33	
WBGss-015	WBGSS-015-0470-SO	8/5/1996	Grab Composite	Surface Soil	0	2	FT		Inorganics	Selenium	1.4	mg/kg	N	=	=	0.35	
WBGss-024	WBGSS-024-0481-SO	8/5/1996	Grab Composite	Surface Soil	0	2	FT		Inorganics	Selenium	1.4	mg/kg	N	=	=	0.38	
WBGss-118	WB0707	4/22/1998	Grab Composite	Surface Soil	0	1	FT		Inorganics	Selenium	1.4	mg/kg		=	=	0.7	
WBG-201	WBG4012	10/17/2000	Grab	Surface Soil	0	1	FT		Inorganics	Selenium	1.3	mg/kg		=	=	0.61	
WBG-224	WBG4085	10/20/2000	Grab	Surface Soil	0	1	FT		Inorganics	Selenium	1.3	mg/kg		=	=	0.65	
WBG-245	WBG4156	10/23/2000	Grab	Surface Soil	0	1	FT		Inorganics	Selenium	1.3	mg/kg		=	=	0.62	
WBG-253	WBG4184	10/17/2000	Grab	Surface Soil	0	1	FT		Inorganics	Selenium	1.3	mg/kg		=	=	0.59	
WBG-254	WBG4187	10/16/2000	Grab	Surface Soil	0	1	FT		Inorganics	Selenium	1.3	mg/kg		=	=	0.6	
WBG-275	WBG4230	10/24/2000	Grab	Surface Soil	0	1	FT		Inorganics	Selenium	1.3	mg/kg		=	=	0.63	
WBG-285	WBG4240	10/31/2000	Grab	Surface Soil	0	1	FT		Inorganics	Selenium	1.3	mg/kg		=	=	0.62	
WBGss-324	WB1002	8/8/2000	Grab	Soil	0	1	NA	Pad 38, Plot 126	Inorganics	Selenium	1.3	mg/kg		=	=	0.58	
WBGss-326	WB1001	8/8/2000	Grab	Soil	0	1	NA	Pad 38, Plot 154	Inorganics	Selenium	1.3	mg/kg		=	=	0.58	
WBGss-344	WB3020	8/9/2000	Grab	Soil	0	1	NA	Pad 58, Plot 104	Inorganics	Selenium	1.3	mg/kg		=	=	0.58	
WBGss-054	WBGSS-054-0514-SO	8/8/1996	Grab Composite	Surface Soil	0	0.5	FT		Inorganics	Selenium	1.3	mg/kg		=	=	0.33	
WBGss-058	WBGSS-058-0520-SO	8/7/1996	Grab Composite	Surface Soil	0	1.4	FT	Refusal at 1.4 feet.	Inorganics	Selenium	1.3	mg/kg		=	=	0.35	
WBGss-063	WBGSS-063-0525-SO	8/7/1996	Grab Composite	Surface Soil	0	2	FT		Inorganics	Selenium	1.3	mg/kg		=	=	0.36	
WBGss-132	WB0721	4/21/1998	Grab Composite	Surface Soil	0	1	FT		Inorganics	Selenium	1.3	mg/kg		=	=	0.7	
WBGss-133	WB0722	4/21/1998	Grab Composite	Surface Soil	0	1	FT		Inorganics	Selenium	1.3	mg/kg		=	=	0.67	
WBGss-139	WB0728	4/22/1998	Grab Composite	Surface Soil	0	1	FT		Inorganics	Selenium	1.3	mg/kg		=	=	0.66	
WBG-225	WBG4088	10/20/2000	Grab	Surface Soil	0	1	FT		Inorganics	Selenium	1.2	mg/kg		=	=	0.66	
WBG-226	WBG4091	10/20/2000	Grab	Surface Soil	0	1	FT		Inorganics	Selenium	1.2	mg/kg		=	=	0.6	
WBG-236	WBG4125	10/20/2000	Grab	Surface Soil	0	1	FT		Inorganics	Selenium	1.2	mg/kg		=	=	0.6	
WBG-238	WBG4133	10/21/2000	Grab	Surface Soil	0	1	FT		Inorganics	Selenium	1.2	mg/kg		=	=	0.65	
WBG-263	WBG4216	11/1/2000	Grab	Surface Soil	0	1	FT		Inorganics	Selenium	1.2	mg/kg		=	=	0.63	
WBG-276	WBG4231	10/24/2000	Grab	Surface Soil	0	1	FT		Inorganics	Selenium	1.2	mg/kg		=	=	0.61	
WBG-278	WBG4233	10/24/2000	Grab	Surface Soil	0	1	FT		Inorganics	Selenium	1.2	mg/kg		=	=	0.65	
WBGss-308	WB1008	8/8/2000	Grab	Soil	0	1	NA	Pad 37, Plot 130	Inorganics	Selenium	1.2	mg/kg		=	=	0.59	
WBGss-322	WB1003	8/8/2000	Grab	Soil	0	1	NA	Pad 38, Plot 30	Inorganics	Selenium	1.2	mg/kg		=	=	0.58	
WBGss-352	WB3021	8/9/2000	Grab	Soil	0	1	NA	Pad 58, Plot 234/235	Inorganics	Selenium	1.2	mg/kg		=	=	0.57	
WBGss-052	WBGSS-052-0512-SO	8/7/1996	Grab Composite	Surface Soil	0	2	FT		Inorganics	Selenium	1.2	mg/kg		=	=	0.33	
WBGss-113	WB0702	4/23/1998	Grab Composite	Surface Soil	0	1	FT		Inorganics	Selenium	1.2	mg/kg		=	=	0.57	
WBGss-123	WB0712	4/22/1998	Grab Composite	Surface Soil	0	1	FT		Inorganics	Selenium	1.2	mg/kg		=	=	0.59	
WBGss-128	WB0717	4/22/1998	Grab Composite	Surface Soil	0	1	FT		Inorganics	Selenium	1.2	mg/kg		=	=	0.59	
WBGss-129	WB0718	4/22/1998	Grab Composite	Surface Soil	0	1	FT		Inorganics	Selenium	1.2	mg/kg		=	=	0.65	
WBGss-141	WB0730	4/22/1998	Grab Composite	Surface Soil	0	1	FT		Inorganics	Selenium	1.2	mg/kg		=	=	0.66	
WBG-230	WBG4105	10/20/2000	Grab	Surface Soil	0	1	FT		Inorganics	Selenium	1.1	mg/kg		=	=	0.64	
WBG-240	WBG4139	10/21/2000	Grab	Surface Soil	0	1	FT		Inorganics	Selenium	1.1	mg/kg		=	=	0.61	
WBG-241	WBG4142	10/21/2000	Grab	Surface Soil	0	1	FT		Inorganics	Selenium	1.1	mg/kg		=	=	0.6	
WBG-246	WBG4159	10/23/2000	Grab	Surface Soil	0	1	FT		Inorganics	Selenium	1.1	mg/kg		=	=	0.62	
WBG-256	WBG4193	10/17/2000	Grab	Surface Soil	0	1	FT		Inorganics	Selenium	1.1	mg/kg		=	=	0.61	
WBG-261	WBG4210	10/23/2000	Grab	Surface Soil	0	1	FT		Inorganics	Selenium	1.1	mg/kg		=	=	0.62	
WBG-267	WBG4222	10/24/2000	Grab	Surface Soil	0	1	FT		Inorganics	Selenium	1.1	mg/kg		=	=	0.62	
WBG-296	WBG4315	11/2/2000	Grab	Surface Soil	0	1	FT		Inorganics	Selenium	1.1	mg/kg		=	=	0.62	
WBGss-193	WB0932	5/7/1998	Grab	Surface Soil	0	1	FT		Inorganics	Selenium	1.1	mg/kg		=	=	0.72	
WBGss-353	WB3024	8/9/2000	Grab	Soil	0	1	NA	Pad 58, Plot 251	Inorganics	Selenium	1.1	mg/kg		=	=	0.57	
WBGss-010	WBGSS-010-0465-SO	8/5/1996	Grab Composite	Surface Soil	0	2	FT		Inorganics	Selenium	1.1	mg/kg	N	=	=	0.35	
WBGss-011	WBGSS-011-0466-SO	8/5/1996	Grab Composite	Surface Soil	0	2	FT		Inorganics	Selenium	1.1	mg/kg	N	=	=	0.34	
WBGss-055	WBGSS-055-0515-SO	8/8/1996	Grab Composite	Surface Soil	0	2	FT		Inorganics	Selenium	1.1	mg/kg		=	=	0.34	
WBGss-134	WB0723	4/21/1998	Grab Composite	Surface Soil	0	1	FT		Inorganics	Selenium	1.1	mg/kg		=	=	0.61	
WBGss-145	WB0734	4/23/1998	Grab Composite	Surface Soil	0	1	FT		Inorganics	Selenium	1.1	mg/kg		=	=	0.66	
WBG-268	WBG4223	11/1/2000	Grab	Surface Soil	0	1	FT		Inorganics	Selenium	1	mg/kg		=	=	0.68	
WBGss-313	WB1006	8/8/2000	Grab	Soil	0	1	NA	Pad 37, Plot 236	Inorganics	Selenium	1	mg/kg		=	=	0.62	
WBGss-002	WBGSS-002-0457-SO	7/31/1996	Grab Composite	Surface Soil	0	2	FT		Inorganics	Selenium	1	mg/kg		=	=	0.34	
WBGss-004	WBGSS-004-0459-SO	7/30/1996	Grab Composite	Surface Soil	0	0.7	FT	Bottom of hole @ 8 inches	Inorganics	Selenium	1	mg/kg		=	=	0.32	
WBGss-025	WBGSS-025-0482-SO	8/5/1996	Grab Composite	Surface Soil	0	0.5	FT	Refusal @ .5 bgs. Due to gravel in hole.	Inorganics	Selenium	1	mg/kg	N	=	=	0.32	
WBGss-061	WBGSS-061-0523-SO	8/8/1996	Grab Composite	Surface Soil	0	2	FT		Inorganics	Selenium	1	mg/kg		=	=	0.35	
WBGss-143	WB0732	4/22/1998	Grab Composite	Surface Soil	0	1	FT		Inorganics	Selenium	1	mg/kg		=	=	0.57	
WBG-282	WBG4237	10/31/2000	Grab	Surface Soil	0	1	FT		Inorganics	Selenium	0.99	mg/kg		=	=	0.62	
WBG-210	WBG4041	10/30/2000	Grab	Surface Soil	0	1	FT		Inorganics	Selenium	0.98	mg/kg		=	=	0.59	
WBG-229	WBG4102	10/21/2000	Grab	Surface Soil	0	1	FT		Inorganics	Selenium	0.98	mg/kg		=	=	0.64	
WBG-249	WBG4170	10/23/2000	Grab	Surface Soil	0	1	FT		Inorganics	Selenium	0.98	mg/kg		=	=	0.56	
WBG-291	WBG4246	10/31/2000	Grab	Surface Soil	0	1	FT		Inorganics	Selenium	0.98	mg/kg		=	=	0.58	
WBGss-346	WB3022	8/9/2000	Grab	Soil	0	1	NA	Pad 58, Plot 156	Inorganics	Selenium	0.98	mg/kg		=	=	0.57	
WBG-227	WBG4094	10/22/2000	Grab	Surface Soil	0	1	FT		Inorganics	Selenium	0.97	mg/kg		=	=	0.63	
WBG-266	WBG4221	10/30/2000	Grab	Surface Soil	0	1	FT		Inorganics	Selenium	0.97	mg/kg		=	=	0.64	
WBGss-045	WBGSS-045-0503-SO	8/7/1996	Grab Composite	Surface Soil	0	1	FT	Refusal due to large cobble at 1.0 ft.	Inorganics	Selenium	0.97	mg/kg		=	=	0.34	
WBGss-119	WB0708	4/22/1998	Grab Composite	Surface Soil	0	1	FT		Inorganics	Selenium	0.97	mg/kg		=	=	0.63	
WBGss-013	WBGSS-013-0468-SO	8/5/1996	Grab Composite	Surface Soil	0	2	FT		Inorganics	Selenium	0.96	mg/kg	N	=	=	0.35	
WBGss-050	WBGSS-050-0508-SO	8/7/1996	Grab Composite	Surface Soil	0	1	FT	Refusal at 1.0 ft bgs. due to cobble/gravel.	Inorganics	Selenium	0.96	mg/kg		=	=	0.34	
WBGss-194	WB0935	5/7/1998	Grab	Surface Soil	0	1	FT		Inorganics	Selenium	0.94	mg/kg		=	=	0.63	
WBGss-314	WB1007	8/8/2000	Grab	Soil	0	1	NA	Pad 37, Plot 265	Inorganics	Selenium	0.94	mg/kg		=	=	0.57	
WBGss-140	WB0729	4/22/1998	Grab Composite	Surface Soil	0	1	FT		Inorganics	Selenium	0.94	mg/kg		=	=	0.7	
WBGss-325	WB1004	8/8/2000	Grab	Soil	0	1	NA	Pad 38, Plot 135	Inorganics	Selenium	0.92	mg/kg		=	=	0.56	
WBGss-047	WBGSS-047-0505-SO	8/7/1996	Grab Composite	Surface Soil	0	2	FT		Inorganics	Selenium	0.92	mg/kg		=	=	0.36	
WBGss-062	WBGSS-062-0524-SO	8/8/1996	Grab Composite	Surface Soil	0	2	FT		Inorganics	Selenium	0.92	mg/kg		=	=	0.34	
WBGss-131	WB0720	4/21/1998	Grab Composite	Surface Soil	0	1	FT		Inorganics	Selenium	0.92	mg/kg		=	=	0.61	
WBGss-135	WB0724	4/21/1998	Grab Composite	Surface Soil	0	1	FT		Inorganics	Selenium	0.92	mg/kg		=	=	0.58	
WBGss-142	WB0731	4/22/1998	Grab Composite	Surface Soil	0	1	FT		Inorganics	Selenium	0.91	mg/kg		=	=	0.64	
WBG-264	WBG4219	10/30/2000	Grab	Surface Soil	0	1	FT		Inorganics	Selenium	0.9	mg/kg		=	=	0.64	
WBG-277	WBG4232	10/24/2000	Grab	Surface Soil	0	1	FT		Inorganics	Selenium	0.9	mg/kg		=	=	0.63	
WBG-270	WBG4225	11/1/2000	Grab	Surface Soil	0	1	FT		Inorganics	Selenium	0.88	mg/kg		=	=	0.63	
WBG-274	WBG4229	10/24/2000	Grab	Surface Soil	0	1	FT		Inorganics	Selenium	0.85	mg/kg		=	=	0.63	
WBGss-060	WBGSS-060-0522-SO	8/8/1996	Grab Composite	Surface Soil	0	2	FT		Inorganics	Selenium	0.85	mg/kg		=	=	0.35	
WBGss-077	WBGSS-077-0542-SO	8/13/1996	Grab Composite	Surface Soil	0	0.8	FT	Note: Moved to PAD-32.	Inorganics	Selenium	0.85	mg/kg		=	=	0.34	
WBG-239	WBG4136	10/21/2000	Grab	Surface Soil	0	1	FT		Inorganics	Selenium	0.84	mg/kg		=	=	0.62	
WBGss-136	WB0725	4/22/1998	Grab Composite	Surface Soil	0	1	FT		Inorganics	Selenium	0.83	mg/kg		=	=	0.66	
WBGss-041	WBGSS-041-0499-SO	7/31/1996	Grab	Surface Soil	0	0.5	FT	Logbook 40-2	Inorganics	Selenium	0.82	mg/kg		=	=	0.33	
WBGss-001	WBGSS-001-0456-SO	7/31/1996	Grab Composite	Surface Soil	0	2	FT		Inorganics	Selenium	0.82	mg/kg		=	=	0.3	
WBG-288	WBG4243	10/31/2000	Grab	Surface Soil	0	1	FT		Inorganics	Selenium	0.81	mg/kg		=	=	0.66	

Station	Sample ID	Date Collected	Sample Type	Media	Depth			Sample Comment	Analysis	Chemical	Results	Units	Lab Qual	Data Qual	Qual	Detection Limit	Validation Code
WBG-269	WBG4224	10/24/2000	Grab	Surface Soil	0	1	FT		Inorganics	Selenium	0.8	mg/kg		=	=	0.63	
WBGss-003	WBGSS-003-0458-SO	7/31/1996	Grab Composite	Surface Soil	0	2	FT		Inorganics	Selenium	0.79	mg/kg		=	=	0.33	
WBGss-022	WBGSS-022-0479-SO	8/5/1996	Grab Composite	Surface Soil	0	2	FT		Inorganics	Selenium	0.79	mg/kg	N	=	=	0.36	
WBGss-051	WBGSS-051-0509-SO	8/8/1996	Grab Composite	Surface Soil	0	2	FT		Inorganics	Selenium	0.79	mg/kg		=	=	0.31	
WBG-251	WBG4176	10/23/2000	Grab	Surface Soil	0	1	FT		Inorganics	Selenium	0.78	mg/kg		=	=	0.65	
WBG-281	WBG4236	10/24/2000	Grab	Surface Soil	0	1	FT		Inorganics	Selenium	0.77	mg/kg		=	=	0.6	
WBG-292	WBG4247	10/31/2000	Grab	Surface Soil	0	1	FT		Inorganics	Selenium	0.77	mg/kg		=	=	0.67	
WBGss-046	WBGSS-046-0504-SO	8/7/1996	Grab Composite	Surface Soil	0	2	FT		Inorganics	Selenium	0.77	mg/kg		=	=	0.34	
WBG-257	WBG4196	10/30/2000	Grab	Surface Soil	0	1	FT		Inorganics	Selenium	0.76	mg/kg		=	=	0.58	
WBG-293	WBG4248	10/31/2000	Grab	Surface Soil	0	1	FT		Inorganics	Selenium	0.76	mg/kg		=	=	0.63	
WBG-265	WBG4220	10/30/2000	Grab	Surface Soil	0	1	FT		Inorganics	Selenium	0.75	mg/kg		=	=	0.61	
WBG-284	WBG4239	10/31/2000	Grab	Surface Soil	0	1	FT		Inorganics	Selenium	0.75	mg/kg		=	=	0.65	
WBGss-044	WBGSS-044-0502-SO	8/7/1996	Grab Composite	Surface Soil	0	2	FT		Inorganics	Selenium	0.75	mg/kg		=	=	0.34	
WBGss-299	WB1009	8/8/2000	Grab	Soil	0	1	NA	Pad 37, Plot 11	Inorganics	Selenium	0.72	mg/kg		=	=	0.58	
WBGss-049	WBGSS-049-0507-SO	8/7/1996	Grab Composite	Surface Soil	0	2	FT		Inorganics	Selenium	0.72	mg/kg		=	=	0.38	
WBG-260	WBG4207	10/23/2000	Grab	Surface Soil	0	1	FT		Inorganics	Selenium	0.7	mg/kg		=	=	0.57	
WBGss-042	WBGSS-042-0500-SO	8/7/1996	Grab Composite	Surface Soil	0	2	FT		Inorganics	Selenium	0.7	mg/kg		=	=	0.33	
WBG-286	WBG4241	10/31/2000	Grab	Surface Soil	0	1	FT		Inorganics	Selenium	0.69	mg/kg		=	=	0.63	
WBGss-023	WBGSS-023-0480-SO	8/5/1996	Grab Composite	Surface Soil	0	2	FT		Inorganics	Selenium	0.69	mg/kg	N	=	=	0.34	
WBGss-028	WBGSS-028-0485-SO	8/7/1996	Grab Composite	Surface Soil	0	2	FT		Inorganics	Selenium	0.69	mg/kg		=	=	0.35	
WBG-259	WBG4204	10/23/2000	Grab	Surface Soil	0	1	FT		Inorganics	Selenium	0.68	mg/kg		=	=	0.57	
WBG-271	WBG4226	11/1/2000	Grab	Surface Soil	0	1	FT		Inorganics	Selenium	0.68	mg/kg		=	=	0.66	
WBG-290	WBG4245	10/31/2000	Grab	Surface Soil	0	1	FT		Inorganics	Selenium	0.66	mg/kg		=	=	0.64	
WBG-289	WBG4244	10/31/2000	Grab	Surface Soil	0	1	FT		Inorganics	Selenium	0.65	mg/kg		=	=	0.61	
WBG-297	WBG4316	11/2/2000	Grab	Surface Soil	0	1	FT		Inorganics	Selenium	0.64	mg/kg		=	=	0.62	
WBGss-029	WBGSS-029-0486-SO	8/7/1996	Grab Composite	Surface Soil	0	2	FT		Inorganics	Selenium	0.64	mg/kg		=	=	0.35	
WBG-258	WBG4201	11/1/2000	Grab	Surface Soil	0	1	FT		Inorganics	Selenium	0.63	mg/kg		=	=	0.62	
WBGss-030	WBGSS-030-0487-SO	8/7/1996	Grab Composite	Surface Soil	0	1.5	FT	South of Burn area, Pad #37.	Inorganics	Selenium	0.62	mg/kg		=	=	0.33	
WBGss-076	WBGSS-076-0541-SO	8/9/1996	Grab Composite	Surface Soil	0	2	FT		Inorganics	Selenium	0.6	mg/kg	N	=	=	0.3	
WBGss-031	WBGSS-031-0488-SO	8/7/1996	Grab Composite	Surface Soil	0	2	FT	West of pad #37	Inorganics	Selenium	0.58	mg/kg		=	=	0.3	
WBGss-034	WBGSS-034-0491-SO	8/6/1996	Grab Composite	Surface Soil	0	2	FT		Inorganics	Selenium	5	mg/kg	N	J	J	0.29	I02
WBGss-038	WBGSS-038-0495-SO	8/6/1996	Grab Composite	Surface Soil	0	2	FT		Inorganics	Selenium	1.7	mg/kg	N	J	J	0.3	I02
WBGss-035	WBGSS-035-0492-SO	8/6/1996	Grab Composite	Surface Soil	0	2	FT		Inorganics	Selenium	1.4	mg/kg	N	J	J	0.29	I02
WBGss-026	WBGSS-026-0483-SO	8/6/1996	Grab Composite	Surface Soil	0	1.3	FT		Inorganics	Selenium	1.1	mg/kg	N	J	J	0.3	I02
WBGss-033	WBGSS-033-0490-SO	8/6/1996	Grab Composite	Surface Soil	0	2	FT	East end of pad #37	Inorganics	Selenium	0.91	mg/kg	N	J	J	0.29	I02
WBGss-037	WBGSS-037-0494-SO	8/6/1996	Grab Composite	Surface Soil	0	2	FT		Inorganics	Selenium	0.89	mg/kg	N	J	J	0.3	I02
WBGss-019	WBGSS-019-0474-SO	8/6/1996	Grab Composite	Surface Soil	0	1.5	FT		Inorganics	Selenium	0.88	mg/kg	N	J	J	0.31	I02
WBGss-027	WBGSS-027-0484-SO	8/6/1996	Grab Composite	Surface Soil	0	0.5	FT		Inorganics	Selenium	0.85	mg/kg	N	J	J	0.31	I02
WBGss-040	WBGSS-040-0497-SO	7/31/1996	Grab Composite	Surface Soil	0	2	FT		Inorganics	Selenium	0.72	mg/kg	N	J	J	0.31	I01
WBGss-110	WB0699	4/23/1998	Grab Composite	Surface Soil	0	1	FT		Inorganics	Selenium	0.71	mg/kg		J	J	0.63	I02
WBGss-017	WBGSS-017-0472-SO	8/6/1996	Grab Composite	Surface Soil	0	2	FT		Inorganics	Selenium	0.69	mg/kg	N	J	J	0.29	I02
WBGss-036	WBGSS-036-0493-SO	8/6/1996	Grab Composite	Surface Soil	0	2	FT		Inorganics	Selenium	0.64	mg/kg	N	J	J	0.3	I02
WBG-287	WBG4242	10/31/2000	Grab	Surface Soil	0	1	FT		Inorganics	Selenium	0.63	mg/kg	B	J	J	0.65	
WBG-272	WBG4227	11/1/2000	Grab	Surface Soil	0	1	FT		Inorganics	Selenium	0.6	mg/kg	B	J	J	0.61	
WBGss-039	WBGSS-039-0496-SO	7/31/1996	Grab Composite	Surface Soil	0	2	FT	Logbook 40-2	Inorganics	Selenium	0.56	mg/kg	N	J	J	0.31	I01
WBGss-097	WBGSS-097-0564-SO	8/13/1996	Grab Composite	Surface Soil	0	2	FT	Note: This location(TBD) used at PAD-41	Inorganics	Selenium	0.56	mg/kg	B	J	J	0.35	F06
WBGss-018	WBGSS-018-0473-SO	8/6/1996	Grab Composite	Surface Soil	0	1.5	FT		Inorganics	Selenium	0.55	mg/kg	N	J	J	0.3	I02
WBGss-341	WB3019	8/9/2000	Grab	Soil	0	1	NA	Pad 58, Plot 45	Inorganics	Selenium	0.53	mg/kg	B	J	J	0.57	
WBG-283	WBG4238	10/31/2000	Grab	Surface Soil	0	1	FT		Inorganics	Selenium	0.51	mg/kg	B	J	J	0.62	
WBGss-043	WBGSS-043-0501-SO	8/7/1996	Grab Composite	Surface Soil	0	2	FT		Inorganics	Selenium	0.51	mg/kg	B	J	J	0.33	F06
WBGss-065	WBGSS-065-0527-SO	8/9/1996	Grab Composite	Surface Soil	0	2	FT		Inorganics	Selenium	0.5	mg/kg	BN	J	J	0.36	F06
WBG-273	WBG4228	11/1/2000	Grab	Surface Soil	0	1	FT		Inorganics	Selenium	0.48	mg/kg	B	J	J	0.68	
WBGss-016	WBGSS-016-0471-SO	8/6/1996	Grab Composite	Surface Soil	0	2	FT		Inorganics	Selenium	0.44	mg/kg	BN	J	J	0.31	I02
WBGss-070	WBGSS-070-0534-SO	8/9/1996	Grab Composite	Surface Soil	0	2	FT		Inorganics	Selenium	0.42	mg/kg	B	J	J	0.36	F06
WBGss-012	WBGSS-012-0467-SO	8/5/1996	Grab Composite	Surface Soil	0	2	FT		Inorganics	Selenium	0.4	mg/kg	BN	J	J	0.36	F06
WBGss-072	WBGSS-072-0536-SO	8/9/1996	Grab Composite	Surface Soil	0	2	FT		Inorganics	Selenium	0.37	mg/kg	BN	J	J	0.31	F06
WBGss-098	WBGSS-098-0565-SO	8/14/1996	Grab Composite	Surface Soil	0	2	FT		Inorganics	Selenium	0.36	mg/kg	B	J	J	0.35	F06
WBGss-075	WBGSS-075-0539-SO	8/9/1996	Grab Composite	Surface Soil	0	2	FT		Inorganics	Selenium	0.34	mg/kg	B	J	J	0.34	F06
WBG-237	WBG4128	10/22/2000	Grab	Surface Soil	0	1	FT		Inorganics	Selenium	1.2	mg/kg		U	U	0.62	F01,F07
WBGss-176	WB0888	4/26/1998	Grab	Surface Soil	0	1	FT	ARCHIVED	Inorganics	Selenium	0.97	mg/kg		U	U	0.63	F07
WBG-242	WBG4145	10/22/2000	Grab	Surface Soil	0	1	FT		Inorganics	Selenium	0.86	mg/kg		U	U	0.62	F01,F07
WBGss-170	WB0881	5/4/1998	Grab Composite	Surface Soil	0	1	FT		Inorganics	Selenium	0.77	mg/kg		U	U	0.69	F07
WBG-247	WBG4162	10/22/2000	Grab	Surface Soil	0	1	FT		Inorganics	Selenium	0.73	mg/kg		U	U	0.63	F01,F07
WBGss-144	WB0733	4/23/1998	Grab Composite	Surface Soil	0	1	FT		Inorganics	Selenium	0.68	mg/kg	U	U	U	0.68	
WBGss-175	WB0887	5/4/1998	Grab Composite	Surface Soil	0	1	FT		Inorganics	Selenium	0.68	mg/kg	U	U	U	0.68	
WBGss-177	WB0889	5/4/1998	Grab Composite	Surface Soil	0	1	FT		Inorganics	Selenium	0.68	mg/kg		U	U	0.61	F07
WBGss-178	WB0890	5/4/1998	Grab Composite	Surface Soil	0	1	FT		Inorganics	Selenium	0.68	mg/kg	U	U	U	0.68	
WBG-209	WBG4038	10/18/2000	Grab	Surface Soil	0	1	FT		Inorganics	Selenium	0.67	mg/kg	U	U	U	0.67	
WBG-214	WBG4055	10/18/2000	Grab	Surface Soil	0	1	FT		Inorganics	Selenium	0.66	mg/kg	U	U	U	0.66	
WBG-215	WBG4058	10/18/2000	Grab	Surface Soil	0	1	FT		Inorganics	Selenium	0.66	mg/kg	U	U	U	0.66	
WBGss-179	WB0891	5/4/1998	Grab Composite	Surface Soil	0	1	FT		Inorganics	Selenium	0.65	mg/kg	U	U	U	0.65	
WBG-207	WBG4032	10/18/2000	Grab	Surface Soil	0	1	FT		Inorganics	Selenium	0.64	mg/kg	U	U	U	0.64	
WBGss-187	WB0912	5/6/1998	Grab	Surface Soil	0	1	FT		Inorganics	Selenium	0.64	mg/kg	U	U	U	0.64	
WBGss-188	WB0913	5/6/1998	Grab	Surface Soil	0	1	FT		Inorganics	Selenium	0.64	mg/kg	U	U	U	0.64	
WBG-213	WBG4052	10/18/2000	Grab	Surface Soil	0	1	FT		Inorganics	Selenium	0.63	mg/kg	U	U	U	0.63	
WBG-279	WBG4234	10/31/2000	Grab	Surface Soil	0	1	FT		Inorganics	Selenium	0.63	mg/kg	U	U	U	0.63	
WBG-280	WBG4235	10/30/2000	Grab	Surface Soil	0	1	FT		Inorganics	Selenium	0.63	mg/kg	U	U	U	0.63	
WBGss-174	WB0886	4/26/1998	Grab	Surface Soil	0	1	FT	ARCHIVED	Inorganics	Selenium	0.63	mg/kg	U	U	U	0.63	
WBGss-147	WB0736	4/23/1998	Grab Composite	Surface Soil	0	1	FT		Inorganics	Selenium	0.63	mg/kg	U	U	U	0.63	
WBG-205	WBG4026	10/18/2000	Grab	Surface Soil	0	1	FT		Inorganics	Selenium	0.62	mg/kg	U	U	U	0.62	
WBG-208	WBG4035	10/18/2000	Grab	Surface Soil	0	1	FT		Inorganics	Selenium	0.62	mg/kg	U	U	U	0.62	
WBGss-168	WB0768	4/29/1998	Grab	Surface Soil	0	1	FT		Inorganics	Selenium	0.62	mg/kg	U	U	U	0.62	
WBGss-148	WB0737	4/23/1998	Grab Composite	Surface Soil	0	1	FT		Inorganics	Selenium	0.62	mg/kg	U	U	U	0.62	
WBGss-149	WB0738	4/23/1998	Grab Composite	Surface Soil	0	1	FT		Inorganics	Selenium	0.62	mg/kg	U	U	U	0.62	
WBG-204	WBG4023	10/18/2000	Grab	Surface Soil	0	1	FT		Inorganics	Selenium	0.61	mg/kg	U	U	U	0.61	
WBG-235	WBG4122	10/19/2000	Grab	Surface Soil	0	1	FT		Inorganics	Selenium	0.61	mg/kg	U	U	U	0.61	
WBGss-189	WB0914	5/6/1998	Grab	Surface Soil	0	1	FT		Inorganics	Selenium	0.61	mg/kg	U	U	U	0.61	
WBGss-130	WB0719	4/22/1998	Grab Composite	Surface Soil	0	1	FT		Inorganics	Selenium	0.61	mg/kg	U	U	U	0.61	
WBGss-150	WB0739	4/23/1998	Grab Composite	Surface Soil	0	1	FT		Inorganics	Selenium	0.61	mg/kg	U	U	U	0.61	
WBGss-171	WB0882	5/4/1998	Grab Composite	Surface Soil	0	1	FT		Inorganics	Selenium	0.61	mg/kg	U	U	U	0.61	
WBG-212	WBG4049	10/18/2000	Grab	Surface Soil	0	1	FT		Inorganics	Selenium	0.6	mg/kg	U	U	U	0.6	
WBG-262	WBG4213	11/1/2000	Grab	Surface Soil	0	1	FT		Inorganics	Selenium	0.6	mg/kg	U	U	U	0.6	
WBGss-169	WB0884	4/26/1998	Grab	Surface Soil	0	1	FT		Inorganics	Selenium	0.6	mg/kg	U	U	U	0.6	

Station	Sample ID	Date Collected	Sample Type	Media	Depth		Sample Comment	Analysis	Chemical	Results	Units	Lab Qual	Data Qual	Qual	Detection Limit	Validation Code
WBGss-173	WB0885	4/26/1998	Grab	Surface Soil	0	1 FT	ARCHIVED	Inorganics	Selenium	0.6	mg/kg	U	U	U	0.6	
WBGss-117	WB0706	4/22/1998	Grab Composite	Surface Soil	0	1 FT		Inorganics	Selenium	0.6	mg/kg	U	U	U	0.6	
WBGss-172	WB0883	5/4/1998	Grab Composite	Surface Soil	0	1 FT		Inorganics	Selenium	0.6	mg/kg	U	U	U	0.6	
WBG-206	WBG4029	10/18/2000	Grab	Surface Soil	0	1 FT		Inorganics	Selenium	0.59	mg/kg	U	U	U	0.59	
WBGss-138	WB0727	4/22/1998	Grab Composite	Surface Soil	0	1 FT		Inorganics	Selenium	0.59	mg/kg	U	U	U	0.59	
WBG-203	WBG4018	10/22/2000	Grab	Surface Soil	0	1 FT		Inorganics	Selenium	0.58	mg/kg	U	U	U	0.58	
WBG-232	WBG4111	10/22/2000	Grab	Surface Soil	0	1 FT		Inorganics	Selenium	0.58	mg/kg		U	U	0.58	F01,F07
WBG-234	WBG4119	10/19/2000	Grab	Surface Soil	0	1 FT		Inorganics	Selenium	0.58	mg/kg	U	U	U	0.58	
WBGss-069	WBGSS-069-0533-SO	8/9/1996	Grab Composite	Surface Soil	0	2 FT		Inorganics	Selenium	0.37	mg/kg	UN	U	U	0.37	
WBGss-068	WBGSS-068-0532-SO	8/9/1996	Grab Composite	Surface Soil	0	2 FT		Inorganics	Selenium	0.36	mg/kg	UN	U	U	0.36	
WBGss-073	WBGSS-073-0537-SO	8/9/1996	Grab Composite	Surface Soil	0	2 FT		Inorganics	Selenium	0.36	mg/kg	U	U	U	0.36	
WBGss-053	WBGSS-053-0513-SO	8/13/1996	Grab Composite	Surface Soil	0	2 FT	Relocated to PAD-43 (PAD-57 couldn't be located.)	Inorganics	Selenium	0.35	mg/kg	UN	U	U	0.35	
WBGss-067	WBGSS-067-0529-SO	8/9/1996	Grab Composite	Surface Soil	0	2 FT		Inorganics	Selenium	0.35	mg/kg	UN	U	U	0.35	
WBGss-048	WBGSS-048-0506-SO	8/7/1996	Grab Composite	Surface Soil	0	2 FT		Inorganics	Selenium	0.34	mg/kg	U	U	U	0.34	
WBGss-056	WBGSS-056-0516-SO	8/8/1996	Grab Composite	Surface Soil	0	2 FT		Inorganics	Selenium	0.34	mg/kg	U	U	U	0.34	
WBGss-014	WBGSS-014-0469-SO	8/8/1996	Grab Composite	Surface Soil	0	1.5 FT		Inorganics	Selenium	0.33	mg/kg	UN	U	U	0.33	
WBGss-074	WBGSS-074-0538-SO	8/9/1996	Grab Composite	Surface Soil	0	0.5 FT		Inorganics	Selenium	0.33	mg/kg	U	U	U	0.33	
WBGss-066	WBGSS-066-0528-SO	8/9/1996	Grab Composite	Surface Soil	0	2 FT		Inorganics	Selenium	0.31	mg/kg	UN	U	U	0.31	
WBGss-116	WB0705	4/23/1998	Grab Composite	Surface Soil	0	1 FT		Inorganics	Selenium	0.71	mg/kg	U	UJ	UJ	0.71	I02
WBGss-109	WB0698	4/23/1998	Grab Composite	Surface Soil	0	1 FT		Inorganics	Selenium	0.67	mg/kg	U	UJ	UJ	0.67	I02
WBGss-100	WB0689	4/23/1998	Grab Composite	Surface Soil	0	1 FT		Inorganics	Selenium	0.63	mg/kg	U	UJ	UJ	0.63	I02
WBGss-101	WB0690	4/23/1998	Grab Composite	Surface Soil	0	1 FT		Inorganics	Selenium	0.63	mg/kg	U	UJ	UJ	0.63	I02
WBGss-103	WB0692	4/23/1998	Grab Composite	Surface Soil	0	1 FT		Inorganics	Selenium	0.63	mg/kg	U	UJ	UJ	0.63	I02
WBGss-105	WB0694	4/23/1998	Grab Composite	Surface Soil	0	1 FT		Inorganics	Selenium	0.63	mg/kg	U	UJ	UJ	0.63	I02
WBGss-108	WB0697	4/23/1998	Grab Composite	Surface Soil	0	1 FT		Inorganics	Selenium	0.63	mg/kg	U	UJ	UJ	0.63	I02
WBGss-112	WB0701	4/23/1998	Grab Composite	Surface Soil	0	1 FT		Inorganics	Selenium	0.62	mg/kg	U	UJ	UJ	0.62	I02
WBGss-104	WB0693	4/23/1998	Grab Composite	Surface Soil	0	1 FT		Inorganics	Selenium	0.61	mg/kg	U	UJ	UJ	0.61	I02
WBGss-106	WB0695	4/23/1998	Grab Composite	Surface Soil	0	1 FT		Inorganics	Selenium	0.61	mg/kg	U	UJ	UJ	0.61	I02
WBGss-114	WB0703	4/23/1998	Grab Composite	Surface Soil	0	1 FT		Inorganics	Selenium	0.61	mg/kg	U	UJ	UJ	0.61	I02
WBGss-115	WB0704	4/23/1998	Grab Composite	Surface Soil	0	1 FT		Inorganics	Selenium	0.61	mg/kg	U	UJ	UJ	0.61	I02
WBGss-107	WB0696	4/23/1998	Grab Composite	Surface Soil	0	1 FT		Inorganics	Selenium	0.6	mg/kg	U	UJ	UJ	0.6	I02
WBGss-111	WB0700	4/23/1998	Grab Composite	Surface Soil	0	1 FT		Inorganics	Selenium	0.6	mg/kg	U	UJ	UJ	0.6	I02
WBGss-102	WB0691	4/23/1998	Grab Composite	Surface Soil	0	1 FT		Inorganics	Selenium	0.59	mg/kg	U	UJ	UJ	0.59	I02
WBGss-146	WB0735	4/23/1998	Grab Composite	Surface Soil	0	1 FT		Inorganics	Silver	33.2	mg/kg		=	=	1.1	
WBG-207	WBG4032	10/18/2000	Grab	Surface Soil	0	1 FT		Inorganics	Silver	22.5	mg/kg		=	=	1.3	
WBG-199	WBG4006	10/17/2000	Grab	Surface Soil	0	1 FT		Inorganics	Silver	9.5	mg/kg		=	=	1.3	
WBGss-120	WB0709	4/22/1998	Grab Composite	Surface Soil	0	1 FT		Inorganics	Silver	7.1	mg/kg		=	=	1.3	
WBGss-359	WB3027	8/9/2000	Grab	Soil	0	1 NA	Pad 59, Plot 108	Inorganics	Silver	6.4	mg/kg		=	=	1.2	
WBGss-054	WBGSS-054-0514-SO	8/8/1996	Grab Composite	Surface Soil	0	0.5 FT		Inorganics	Silver	6.4	mg/kg		=	=	0.21	
WBGss-170	WB0881	5/4/1998	Grab Composite	Surface Soil	0	1 FT		Inorganics	Silver	5.8	mg/kg		=	=	1.4	
WBGss-122	WB0711	4/22/1998	Grab Composite	Surface Soil	0	1 FT		Inorganics	Silver	5.6	mg/kg		=	=	1.3	
WBGss-057	WBGSS-057-0517-SO	8/7/1996	Grab Composite	Surface Soil	0	2 FT		Inorganics	Silver	5	mg/kg		=	=	0.23	
WBGss-058	WBGSS-058-0520-SO	8/7/1996	Grab Composite	Surface Soil	0	1.4 FT	Refusal at 1.4 feet.	Inorganics	Silver	4.7	mg/kg		=	=	0.22	
WBGss-118	WB0707	4/22/1998	Grab Composite	Surface Soil	0	1 FT		Inorganics	Silver	4.3	mg/kg		=	=	1.4	
WBGss-116	WB0705	4/23/1998	Grab Composite	Surface Soil	0	1 FT		Inorganics	Silver	3	mg/kg		=	=	1.4	
WBG-213	WBG4052	10/18/2000	Grab	Surface Soil	0	1 FT		Inorganics	Silver	2.5	mg/kg		=	=	1.3	
WBGss-171	WB0882	5/4/1998	Grab Composite	Surface Soil	0	1 FT		Inorganics	Silver	1.9	mg/kg		=	=	1.2	
WBGss-168	WB0768	4/29/1998	Grab	Surface Soil	0	1 FT		Inorganics	Silver	1.8	mg/kg		=	=	1.2	
WBGss-032	WBGSS-032-0489-SO	8/7/1996	Grab Composite	Surface Soil	0	0.5 FT	North of Pad #37.	Inorganics	Silver	1.5	mg/kg		=	=	0.2	
WBG-200	WBG4009	10/17/2000	Grab	Surface Soil	0	1 FT		Inorganics	Silver	1.4	mg/kg		=	=	1.2	
WBGss-174	WB0886	4/26/1998	Grab	Surface Soil	0	1 FT	ARCHIVED	Inorganics	Silver	1.4	mg/kg		=	=	1.3	
WBGss-114	WB0703	4/23/1998	Grab Composite	Surface Soil	0	1 FT		Inorganics	Silver	1.4	mg/kg		=	=	1.2	
WBGss-115	WB0704	4/23/1998	Grab Composite	Surface Soil	0	1 FT		Inorganics	Silver	1.2	mg/kg		=	=	1.2	
WBGss-362	WB3025	8/9/2000	Grab	Soil	0	1 NA	Pad 59, Plot 140	Inorganics	Silver	1	mg/kg	B	J	J	1.2	
WBGss-347	WB3023	8/9/2000	Grab	Soil	0	1 NA	Pad 58, Plot 158	Inorganics	Silver	0.96	mg/kg	B	J	J	1.2	
WBG-296	WBG4315	11/2/2000	Grab	Surface Soil	0	1 FT		Inorganics	Silver	0.92	mg/kg	B	J	J	1.2	
WBG-212	WBG4049	10/18/2000	Grab	Surface Soil	0	1 FT		Inorganics	Silver	0.85	mg/kg	B	J	J	1.2	
WBGss-371	WB3026	8/9/2000	Grab	Soil	0	1 NA	Pad 59, Plot 253	Inorganics	Silver	0.61	mg/kg	B	J	J	1.2	
WBGss-130	WB0719	4/22/1998	Grab Composite	Surface Soil	0	1 FT		Inorganics	Silver	0.58	mg/kg	B	J	J	1.2	
WBG-215	WBG4058	10/18/2000	Grab	Surface Soil	0	1 FT		Inorganics	Silver	0.56	mg/kg	B	J	J	1.3	
WBGss-055	WBGSS-055-0515-SO	8/8/1996	Grab Composite	Surface Soil	0	2 FT		Inorganics	Silver	0.54	mg/kg	B	J	J	0.21	F06
WBGss-128	WB0717	4/22/1998	Grab Composite	Surface Soil	0	1 FT		Inorganics	Silver	0.52	mg/kg	B	J	J	1.2	
WBG-223	WBG4082	10/20/2000	Grab	Surface Soil	0	1 FT		Inorganics	Silver	0.51	mg/kg	B	J	J	1.2	
WBG-209	WBG4038	10/18/2000	Grab	Surface Soil	0	1 FT		Inorganics	Silver	0.43	mg/kg	B	J	J	1.3	
WBGss-069	WBGSS-069-0533-SO	8/9/1996	Grab Composite	Surface Soil	0	2 FT		Inorganics	Silver	0.33	mg/kg	B	J	J	0.23	F06
WBG-208	WBG4035	10/18/2000	Grab	Surface Soil	0	1 FT		Inorganics	Silver	0.32	mg/kg	B	J	J	1.2	
WBGss-067	WBGSS-067-0529-SO	8/9/1996	Grab Composite	Surface Soil	0	2 FT		Inorganics	Silver	0.27	mg/kg	B	J	J	0.22	F06
WBG-240	WBG4139	10/21/2000	Grab	Surface Soil	0	1 FT		Inorganics	Silver	0.26	mg/kg	B	J	J	1.2	
WBGss-062	WBGSS-062-0524-SO	8/8/1996	Grab Composite	Surface Soil	0	2 FT		Inorganics	Silver	0.23	mg/kg	B	J	J	0.22	F06
WBG-206	WBG4029	10/18/2000	Grab	Surface Soil	0	1 FT		Inorganics	Silver	0.22	mg/kg	B	J	J	1.2	
WBGss-056	WBGSS-056-0516-SO	8/8/1996	Grab Composite	Surface Soil	0	2 FT		Inorganics	Silver	0.22	mg/kg	B	J	J	0.22	F06
WBG-247	WBG4162	10/22/2000	Grab	Surface Soil	0	1 FT		Inorganics	Silver	0.21	mg/kg	B	J	J	1.3	
WBG-235	WBG4122	10/19/2000	Grab	Surface Soil	0	1 FT		Inorganics	Silver	0.2	mg/kg	B	J	J	1.2	
WBG-268	WBG4223	11/1/2000	Grab	Surface Soil	0	1 FT		Inorganics	Silver	1.4	mg/kg	U	U	U	1.4	
WBG-273	WBG4228	11/1/2000	Grab	Surface Soil	0	1 FT		Inorganics	Silver	1.4	mg/kg	U	U	U	1.4	
WBGss-193	WB0932	5/7/1998	Grab	Surface Soil	0	1 FT		Inorganics	Silver	1.4	mg/kg	U	U	U	1.4	
WBGss-132	WB0721	4/21/1998	Grab Composite	Surface Soil	0	1 FT		Inorganics	Silver	1.4	mg/kg	U	U	U	1.4	
WBGss-137	WB0726	4/22/1998	Grab Composite	Surface Soil	0	1 FT		Inorganics	Silver	1.4	mg/kg	U	U	U	1.4	
WBGss-140	WB0729	4/22/1998	Grab Composite	Surface Soil	0	1 FT		Inorganics	Silver	1.4	mg/kg	U	U	U	1.4	
WBGss-144	WB0733	4/23/1998	Grab Composite	Surface Soil	0	1 FT		Inorganics	Silver	1.4	mg/kg	U	U	U	1.4	
WBGss-175	WB0887	5/4/1998	Grab Composite	Surface Soil	0	1 FT		Inorganics	Silver	1.4	mg/kg	U	U	U	1.4	
WBGss-178	WB0890	5/4/1998	Grab Composite	Surface Soil	0	1 FT		Inorganics	Silver	1.4	mg/kg	U	U	U	1.4	
WBG-214	WBG4055	10/18/2000	Grab	Surface Soil	0	1 FT		Inorganics	Silver	1.3	mg/kg	U	U	U	1.3	
WBG-224	WBG4085	10/20/2000	Grab	Surface Soil	0	1 FT		Inorganics	Silver	1.3	mg/kg	U	U	U	1.3	
WBG-225	WBG4088	10/20/2000	Grab	Surface Soil	0	1 FT		Inorganics	Silver	1.3	mg/kg	U	U	U	1.3	
WBG-227	WBG4094	10/22/2000	Grab	Surface Soil	0	1 FT		Inorganics	Silver	1.3	mg/kg	U	U	U	1.3	
WBG-229	WBG4102	10/21/2000	Grab	Surface Soil	0	1 FT		Inorganics	Silver	1.3	mg/kg	U	U	U	1.3	
WBG-230	WBG4105	10/20/2000	Grab	Surface Soil	0	1 FT		Inorganics	Silver	1.3	mg/kg	U	U	U	1.3	
WBG-231	WBG4108	10/21/2000	Grab	Surface Soil	0	1 FT		Inorganics	Silver	1.3	mg/kg	U	U	U	1.3	
WBG-238	WBG4133	10/21/2000	Grab	Surface Soil	0	1 FT		Inorganics	Silver	1.3	mg/kg	U	U	U	1.3	
WBG-251	WBG4176	10/23/2000	Grab	Surface Soil	0	1 FT		Inorganics	Silver	1.3	mg/kg	U	U	U	1.3	
WBG-263	WBG4216	11/1/2000	Grab	Surface Soil	0	1 FT		Inorganics	Silver	1.3	mg/kg	U	U	U	1.3	
WBG-264	WBG4219	10/30/2000	Grab	Surface Soil	0	1 FT		Inorganics	Silver	1.3	mg/kg	U	U	U	1.3	

Station	Sample ID	Date Collected	Sample Type	Media	Depth		Sample Comment	Analysis	Chemical	Results	Units	Lab Qual	Data Qual	Qual	Detection Limit	Validation Code
WBG-266	WBG4221	10/30/2000	Grab	Surface Soil	0	1 FT		Inorganics	Silver	1.3	mg/kg	U	U	U	1.3	
WBG-269	WBG4224	10/24/2000	Grab	Surface Soil	0	1 FT		Inorganics	Silver	1.3	mg/kg	U	U	U	1.3	
WBG-270	WBG4225	11/1/2000	Grab	Surface Soil	0	1 FT		Inorganics	Silver	1.3	mg/kg	U	U	U	1.3	
WBG-271	WBG4226	11/1/2000	Grab	Surface Soil	0	1 FT		Inorganics	Silver	1.3	mg/kg	U	U	U	1.3	
WBG-274	WBG4229	10/24/2000	Grab	Surface Soil	0	1 FT		Inorganics	Silver	1.3	mg/kg	U	U	U	1.3	
WBG-275	WBG4230	10/24/2000	Grab	Surface Soil	0	1 FT		Inorganics	Silver	1.3	mg/kg	U	U	U	1.3	
WBG-277	WBG4232	10/24/2000	Grab	Surface Soil	0	1 FT		Inorganics	Silver	1.3	mg/kg	U	U	U	1.3	
WBG-278	WBG4233	10/24/2000	Grab	Surface Soil	0	1 FT		Inorganics	Silver	1.3	mg/kg	U	U	U	1.3	
WBG-279	WBG4234	10/31/2000	Grab	Surface Soil	0	1 FT		Inorganics	Silver	1.3	mg/kg	U	U	U	1.3	
WBG-280	WBG4235	10/30/2000	Grab	Surface Soil	0	1 FT		Inorganics	Silver	1.3	mg/kg	U	U	U	1.3	
WBG-284	WBG4239	10/31/2000	Grab	Surface Soil	0	1 FT		Inorganics	Silver	1.3	mg/kg	U	U	U	1.3	
WBG-286	WBG4241	10/31/2000	Grab	Surface Soil	0	1 FT		Inorganics	Silver	1.3	mg/kg	U	U	U	1.3	
WBG-287	WBG4242	10/31/2000	Grab	Surface Soil	0	1 FT		Inorganics	Silver	1.3	mg/kg	U	U	U	1.3	
WBG-288	WBG4243	10/31/2000	Grab	Surface Soil	0	1 FT		Inorganics	Silver	1.3	mg/kg	U	U	U	1.3	
WBG-290	WBG4245	10/31/2000	Grab	Surface Soil	0	1 FT		Inorganics	Silver	1.3	mg/kg	U	U	U	1.3	
WBG-292	WBG4247	10/31/2000	Grab	Surface Soil	0	1 FT		Inorganics	Silver	1.3	mg/kg	U	U	U	1.3	
WBG-293	WBG4248	10/31/2000	Grab	Surface Soil	0	1 FT		Inorganics	Silver	1.3	mg/kg	U	U	U	1.3	
WBGss-176	WB0888	4/26/1998	Grab	Surface Soil	0	1 FT	ARCHIVED	Inorganics	Silver	1.3	mg/kg	U	U	U	1.3	
WBGss-187	WB0912	5/6/1998	Grab	Surface Soil	0	1 FT		Inorganics	Silver	1.3	mg/kg	U	U	U	1.3	
WBGss-188	WB0913	5/6/1998	Grab	Surface Soil	0	1 FT		Inorganics	Silver	1.3	mg/kg	U	U	U	1.3	
WBGss-194	WB0935	5/7/1998	Grab	Surface Soil	0	1 FT		Inorganics	Silver	1.3	mg/kg	U	U	U	1.3	
WBGss-100	WB0689	4/23/1998	Grab Composite	Surface Soil	0	1 FT		Inorganics	Silver	1.3	mg/kg	U	U	U	1.3	
WBGss-101	WB0690	4/23/1998	Grab Composite	Surface Soil	0	1 FT		Inorganics	Silver	1.3	mg/kg	U	U	U	1.3	
WBGss-103	WB0692	4/23/1998	Grab Composite	Surface Soil	0	1 FT		Inorganics	Silver	1.3	mg/kg	U	U	U	1.3	
WBGss-105	WB0694	4/23/1998	Grab Composite	Surface Soil	0	1 FT		Inorganics	Silver	1.3	mg/kg	U	U	U	1.3	
WBGss-108	WB0697	4/23/1998	Grab Composite	Surface Soil	0	1 FT		Inorganics	Silver	1.3	mg/kg	U	U	U	1.3	
WBGss-109	WB0698	4/23/1998	Grab Composite	Surface Soil	0	1 FT		Inorganics	Silver	1.3	mg/kg	U	U	U	1.3	
WBGss-110	WB0699	4/23/1998	Grab Composite	Surface Soil	0	1 FT		Inorganics	Silver	1.3	mg/kg	U	U	U	1.3	
WBGss-119	WB0708	4/22/1998	Grab Composite	Surface Soil	0	1 FT		Inorganics	Silver	1.3	mg/kg	U	U	U	1.3	
WBGss-129	WB0718	4/22/1998	Grab Composite	Surface Soil	0	1 FT		Inorganics	Silver	1.3	mg/kg	U	U	U	1.3	
WBGss-133	WB0722	4/21/1998	Grab Composite	Surface Soil	0	1 FT		Inorganics	Silver	1.3	mg/kg	U	U	U	1.3	
WBGss-136	WB0725	4/22/1998	Grab Composite	Surface Soil	0	1 FT		Inorganics	Silver	1.3	mg/kg	U	U	U	1.3	
WBGss-139	WB0728	4/22/1998	Grab Composite	Surface Soil	0	1 FT		Inorganics	Silver	1.3	mg/kg	U	U	U	1.3	
WBGss-141	WB0730	4/22/1998	Grab Composite	Surface Soil	0	1 FT		Inorganics	Silver	1.3	mg/kg	U	U	U	1.3	
WBGss-142	WB0731	4/22/1998	Grab Composite	Surface Soil	0	1 FT		Inorganics	Silver	1.3	mg/kg	U	U	U	1.3	
WBGss-145	WB0734	4/23/1998	Grab Composite	Surface Soil	0	1 FT		Inorganics	Silver	1.3	mg/kg	U	U	U	1.3	
WBGss-147	WB0736	4/23/1998	Grab Composite	Surface Soil	0	1 FT		Inorganics	Silver	1.3	mg/kg	U	U	U	1.3	
WBGss-179	WB0891	5/4/1998	Grab Composite	Surface Soil	0	1 FT		Inorganics	Silver	1.3	mg/kg	U	U	U	1.3	
WBG-201	WBG4012	10/17/2000	Grab	Surface Soil	0	1 FT		Inorganics	Silver	1.2	mg/kg	U	U	U	1.2	
WBG-203	WBG4018	10/22/2000	Grab	Surface Soil	0	1 FT		Inorganics	Silver	1.2	mg/kg	U	U	U	1.2	
WBG-204	WBG4023	10/18/2000	Grab	Surface Soil	0	1 FT		Inorganics	Silver	1.2	mg/kg	U	U	U	1.2	
WBG-205	WBG4026	10/18/2000	Grab	Surface Soil	0	1 FT		Inorganics	Silver	1.2	mg/kg	U	U	U	1.2	
WBG-210	WBG4041	10/30/2000	Grab	Surface Soil	0	1 FT		Inorganics	Silver	1.2	mg/kg	U	U	U	1.2	
WBG-226	WBG4091	10/20/2000	Grab	Surface Soil	0	1 FT		Inorganics	Silver	1.2	mg/kg	U	U	U	1.2	
WBG-232	WBG4111	10/22/2000	Grab	Surface Soil	0	1 FT		Inorganics	Silver	1.2	mg/kg	U	U	U	1.2	
WBG-233	WBG4116	10/20/2000	Grab	Surface Soil	0	1 FT		Inorganics	Silver	1.2	mg/kg	U	U	U	1.2	
WBG-234	WBG4119	10/19/2000	Grab	Surface Soil	0	1 FT		Inorganics	Silver	1.2	mg/kg	U	U	U	1.2	
WBG-237	WBG4128	10/22/2000	Grab	Surface Soil	0	1 FT		Inorganics	Silver	1.2	mg/kg	U	U	U	1.2	
WBG-239	WBG4136	10/21/2000	Grab	Surface Soil	0	1 FT		Inorganics	Silver	1.2	mg/kg	U	U	U	1.2	
WBG-241	WBG4142	10/21/2000	Grab	Surface Soil	0	1 FT		Inorganics	Silver	1.2	mg/kg	U	U	U	1.2	
WBG-242	WBG4145	10/22/2000	Grab	Surface Soil	0	1 FT		Inorganics	Silver	1.2	mg/kg	U	U	U	1.2	
WBG-243	WBG4150	10/21/2000	Grab	Surface Soil	0	1 FT		Inorganics	Silver	1.2	mg/kg	U	U	U	1.2	
WBG-245	WBG4156	10/23/2000	Grab	Surface Soil	0	1 FT		Inorganics	Silver	1.2	mg/kg	U	U	U	1.2	
WBG-246	WBG4159	10/23/2000	Grab	Surface Soil	0	1 FT		Inorganics	Silver	1.2	mg/kg	U	U	U	1.2	
WBG-250	WBG4173	10/23/2000	Grab	Surface Soil	0	1 FT		Inorganics	Silver	1.2	mg/kg	U	U	U	1.2	
WBG-253	WBG4184	10/17/2000	Grab	Surface Soil	0	1 FT		Inorganics	Silver	1.2	mg/kg	U	U	U	1.2	
WBG-254	WBG4187	10/16/2000	Grab	Surface Soil	0	1 FT		Inorganics	Silver	1.2	mg/kg	U	U	U	1.2	
WBG-255	WBG4190	10/17/2000	Grab	Surface Soil	0	1 FT		Inorganics	Silver	1.2	mg/kg	U	U	U	1.2	
WBG-256	WBG4193	10/17/2000	Grab	Surface Soil	0	1 FT		Inorganics	Silver	1.2	mg/kg	U	U	U	1.2	
WBG-257	WBG4196	10/30/2000	Grab	Surface Soil	0	1 FT		Inorganics	Silver	1.2	mg/kg	U	U	U	1.2	
WBG-258	WBG4201	11/1/2000	Grab	Surface Soil	0	1 FT		Inorganics	Silver	1.2	mg/kg	U	U	U	1.2	
WBG-261	WBG4210	10/23/2000	Grab	Surface Soil	0	1 FT		Inorganics	Silver	1.2	mg/kg	U	U	U	1.2	
WBG-262	WBG4213	11/1/2000	Grab	Surface Soil	0	1 FT		Inorganics	Silver	1.2	mg/kg	U	U	U	1.2	
WBG-265	WBG4220	10/30/2000	Grab	Surface Soil	0	1 FT		Inorganics	Silver	1.2	mg/kg	U	U	U	1.2	
WBG-267	WBG4222	10/24/2000	Grab	Surface Soil	0	1 FT		Inorganics	Silver	1.2	mg/kg	U	U	U	1.2	
WBG-272	WBG4227	11/1/2000	Grab	Surface Soil	0	1 FT		Inorganics	Silver	1.2	mg/kg	U	U	U	1.2	
WBG-276	WBG4231	10/24/2000	Grab	Surface Soil	0	1 FT		Inorganics	Silver	1.2	mg/kg	U	U	U	1.2	
WBG-281	WBG4236	10/24/2000	Grab	Surface Soil	0	1 FT		Inorganics	Silver	1.2	mg/kg	U	U	U	1.2	
WBG-282	WBG4237	10/31/2000	Grab	Surface Soil	0	1 FT		Inorganics	Silver	1.2	mg/kg	U	U	U	1.2	
WBG-283	WBG4238	10/31/2000	Grab	Surface Soil	0	1 FT		Inorganics	Silver	1.2	mg/kg	U	U	U	1.2	
WBG-285	WBG4240	10/31/2000	Grab	Surface Soil	0	1 FT		Inorganics	Silver	1.2	mg/kg	U	U	U	1.2	
WBG-289	WBG4244	10/31/2000	Grab	Surface Soil	0	1 FT		Inorganics	Silver	1.2	mg/kg	U	U	U	1.2	
WBG-291	WBG4246	10/31/2000	Grab	Surface Soil	0	1 FT		Inorganics	Silver	1.2	mg/kg	U	U	U	1.2	
WBG-297	WBG4316	11/2/2000	Grab	Surface Soil	0	1 FT		Inorganics	Silver	1.2	mg/kg	U	U	U	1.2	
WBGss-169	WB0884	4/26/1998	Grab	Surface Soil	0	1 FT		Inorganics	Silver	1.2	mg/kg	U	U	U	1.2	
WBGss-173	WB0885	4/26/1998	Grab	Surface Soil	0	1 FT	ARCHIVED	Inorganics	Silver	1.2	mg/kg	U	U	U	1.2	
WBGss-189	WB0914	5/6/1998	Grab	Surface Soil	0	1 FT		Inorganics	Silver	1.2	mg/kg	U	U	U	1.2	
WBGss-299	WB1009	8/8/2000	Grab	Soil	0	1 NA	Pad 37, Plot 11	Inorganics	Silver	1.2	mg/kg	U	U	U	1.2	
WBGss-308	WB1008	8/8/2000	Grab	Soil	0	1 NA	Pad 37, Plot 130	Inorganics	Silver	1.2	mg/kg	U	U	U	1.2	
WBGss-313	WB1006	8/8/2000	Grab	Soil	0	1 NA	Pad 37, Plot 236	Inorganics	Silver	1.2	mg/kg	U	U	U	1.2	
WBGss-322	WB1003	8/8/2000	Grab	Soil	0	1 NA	Pad 38, Plot 30	Inorganics	Silver	1.2	mg/kg	U	U	U	1.2	
WBGss-324	WB1002	8/8/2000	Grab	Soil	0	1 NA	Pad 38, Plot 126	Inorganics	Silver	1.2	mg/kg	U	U	U	1.2	
WBGss-326	WB1001	8/8/2000	Grab	Soil	0	1 NA	Pad 38, Plot 154	Inorganics	Silver	1.2	mg/kg	U	U	U	1.2	
WBGss-334	WB1005	8/8/2000	Grab	Soil	0	1 NA	Pad 38, Plot 295	Inorganics	Silver	1.2	mg/kg	U	U	U	1.2	
WBGss-344	WB3020	8/9/2000	Grab	Soil	0	1 NA	Pad 58, Plot 104	Inorganics	Silver	1.2	mg/kg	U	U	U	1.2	
WBGss-388	WB2017	8/8/2000	Grab	Soil	0	1 NA	Pad 66, Plot 226	Inorganics	Silver	1.2	mg/kg	U	U	U	1.2	
WBGss-390	WB2018	8/8/2000	Grab	Soil	0	1 NA	Pad 66, Plot 243	Inorganics	Silver	1.2	mg/kg	U	U	U	1.2	
WBGss-102	WB0691	4/23/1998	Grab Composite	Surface Soil	0	1 FT		Inorganics	Silver	1.2	mg/kg	U	U	U	1.2	
WBGss-104	WB0693	4/23/1998	Grab Composite	Surface Soil	0	1 FT		Inorganics	Silver	1.2	mg/kg	U	U	U	1.2	
WBGss-106	WB0695	4/23/1998	Grab Composite	Surface Soil	0	1 FT		Inorganics	Silver	1.2	mg/kg	U	U	U	1.2	
WBGss-107	WB0696	4/23/1998	Grab Composite	Surface Soil	0	1 FT		Inorganics	Silver	1.2	mg/kg	U	U	U	1.2	
WBGss-111	WB0700	4/23/1998	Grab Composite	Surface Soil	0	1 FT		Inorganics	Silver	1.2	mg/kg	U	U	U	1.2	
WBGss-112	WB0701	4/23/1998	Grab Composite	Surface Soil	0	1 FT		Inorganics	Silver	1.2	mg/kg	U	U	U	1.2	

Station	Sample ID	Date Collected	Sample Type	Media	Depth	Sample Comment	Analysis	Chemical	Results	Units	Lab Qual	Data Qual	Qual	Detection Limit	Validation Code
WBGss-117	WB0706	4/22/1998	Grab Composite	Surface Soil	0 1 FT		Inorganics	Silver	1.2	mg/kg	U	U	U	1.2	
WBGss-123	WB0712	4/22/1998	Grab Composite	Surface Soil	0 1 FT		Inorganics	Silver	1.2	mg/kg	U	U	U	1.2	
WBGss-131	WB0720	4/21/1998	Grab Composite	Surface Soil	0 1 FT		Inorganics	Silver	1.2	mg/kg	U	U	U	1.2	
WBGss-134	WB0723	4/21/1998	Grab Composite	Surface Soil	0 1 FT		Inorganics	Silver	1.2	mg/kg	U	U	U	1.2	
WBGss-135	WB0724	4/21/1998	Grab Composite	Surface Soil	0 1 FT		Inorganics	Silver	1.2	mg/kg	U	U	U	1.2	
WBGss-138	WB0727	4/22/1998	Grab Composite	Surface Soil	0 1 FT		Inorganics	Silver	1.2	mg/kg	U	U	U	1.2	
WBGss-148	WB0737	4/23/1998	Grab Composite	Surface Soil	0 1 FT		Inorganics	Silver	1.2	mg/kg	U	U	U	1.2	
WBGss-149	WB0738	4/23/1998	Grab Composite	Surface Soil	0 1 FT		Inorganics	Silver	1.2	mg/kg	U	U	U	1.2	
WBGss-150	WB0739	4/23/1998	Grab Composite	Surface Soil	0 1 FT		Inorganics	Silver	1.2	mg/kg	U	U	U	1.2	
WBGss-172	WB0883	5/4/1998	Grab Composite	Surface Soil	0 1 FT		Inorganics	Silver	1.2	mg/kg	U	U	U	1.2	
WBGss-177	WB0889	5/4/1998	Grab Composite	Surface Soil	0 1 FT		Inorganics	Silver	1.2	mg/kg	U	U	U	1.2	
WBG-249	WBG4170	10/23/2000	Grab	Surface Soil	0 1 FT		Inorganics	Silver	1.1	mg/kg	U	U	U	1.1	
WBG-259	WBG4204	10/23/2000	Grab	Surface Soil	0 1 FT		Inorganics	Silver	1.1	mg/kg	U	U	U	1.1	
WBG-260	WBG4207	10/23/2000	Grab	Surface Soil	0 1 FT		Inorganics	Silver	1.1	mg/kg	U	U	U	1.1	
WBGss-314	WB1007	8/8/2000	Grab	Soil	0 1 NA	Pad 37, Plot 265	Inorganics	Silver	1.1	mg/kg	U	U	U	1.1	
WBGss-325	WB1004	8/8/2000	Grab	Soil	0 1 NA	Pad 38, Plot 135	Inorganics	Silver	1.1	mg/kg	U	U	U	1.1	
WBGss-341	WB3019	8/9/2000	Grab	Soil	0 1 NA	Pad 58, Plot 45	Inorganics	Silver	1.1	mg/kg	U	U	U	1.1	
WBGss-346	WB3022	8/9/2000	Grab	Soil	0 1 NA	Pad 58, Plot 156	Inorganics	Silver	1.1	mg/kg	U	U	U	1.1	
WBGss-352	WB3021	8/9/2000	Grab	Soil	0 1 NA	Pad 58, Plot 234/235	Inorganics	Silver	1.1	mg/kg	U	U	U	1.1	
WBGss-353	WB3024	8/9/2000	Grab	Soil	0 1 NA	Pad 58, Plot 251	Inorganics	Silver	1.1	mg/kg	U	U	U	1.1	
WBGss-389	WB2016	8/8/2000	Grab	Soil	0 1 NA	Pad 66, Plot 242	Inorganics	Silver	1.1	mg/kg	U	U	U	1.1	
WBGss-113	WB0702	4/23/1998	Grab Composite	Surface Soil	0 1 FT		Inorganics	Silver	1.1	mg/kg	U	U	U	1.1	
WBGss-143	WB0732	4/22/1998	Grab Composite	Surface Soil	0 1 FT		Inorganics	Silver	1.1	mg/kg	U	U	U	1.1	
WBGss-153	WB0742	5/6/1998	Grab Composite	Surface Soil	0 1 FT		Inorganics	Silver	1	mg/kg	U	U	U	1	
WBGss-154	WB0743	5/6/1998	Grab Composite	Surface Soil	0 1 FT		Inorganics	Silver	1	mg/kg	U	U	U	1	
WBGss-024	WBGSS-024-0481-SO	8/5/1996	Grab Composite	Surface Soil	0 2 FT		Inorganics	Silver	0.24	mg/kg	U	U	U	0.24	
WBGss-049	WBGSS-049-0507-SO	8/7/1996	Grab Composite	Surface Soil	0 2 FT		Inorganics	Silver	0.24	mg/kg	U	U	U	0.24	
WBGss-022	WBGSS-022-0479-SO	8/5/1996	Grab Composite	Surface Soil	0 2 FT		Inorganics	Silver	0.23	mg/kg	U	U	U	0.23	
WBGss-047	WBGSS-047-0505-SO	8/7/1996	Grab Composite	Surface Soil	0 2 FT		Inorganics	Silver	0.23	mg/kg	U	U	U	0.23	
WBGss-063	WBGSS-063-0525-SO	8/7/1996	Grab Composite	Surface Soil	0 2 FT		Inorganics	Silver	0.23	mg/kg	U	U	U	0.23	
WBGss-064	WBGSS-064-0526-SO	8/7/1996	Grab Composite	Surface Soil	0 2 FT		Inorganics	Silver	0.23	mg/kg	U	U	U	0.23	
WBGss-065	WBGSS-065-0527-SO	8/9/1996	Grab Composite	Surface Soil	0 2 FT		Inorganics	Silver	0.23	mg/kg	U	U	U	0.23	
WBGss-068	WBGSS-068-0532-SO	8/9/1996	Grab Composite	Surface Soil	0 2 FT		Inorganics	Silver	0.23	mg/kg	U	U	U	0.23	
WBGss-070	WBGSS-070-0534-SO	8/9/1996	Grab Composite	Surface Soil	0 2 FT		Inorganics	Silver	0.23	mg/kg	U	U	U	0.23	
WBGss-073	WBGSS-073-0537-SO	8/9/1996	Grab Composite	Surface Soil	0 2 FT		Inorganics	Silver	0.23	mg/kg	U	U	U	0.23	
WBGss-002	WBGSS-002-0457-SO	7/31/1996	Grab Composite	Surface Soil	0 2 FT		Inorganics	Silver	0.22	mg/kg	U	U	U	0.22	
WBGss-006	WBGSS-006-0461-SO	7/30/1996	Grab Composite	Surface Soil	0 2 FT		Inorganics	Silver	0.22	mg/kg	U	U	U	0.22	
WBGss-010	WBGSS-010-0465-SO	8/5/1996	Grab Composite	Surface Soil	0 2 FT		Inorganics	Silver	0.22	mg/kg	U	U	U	0.22	
WBGss-011	WBGSS-011-0466-SO	8/5/1996	Grab Composite	Surface Soil	0 2 FT		Inorganics	Silver	0.22	mg/kg	U	U	U	0.22	
WBGss-012	WBGSS-012-0467-SO	8/5/1996	Grab Composite	Surface Soil	0 2 FT		Inorganics	Silver	0.22	mg/kg	U	U	U	0.22	
WBGss-013	WBGSS-013-0468-SO	8/5/1996	Grab Composite	Surface Soil	0 2 FT		Inorganics	Silver	0.22	mg/kg	U	U	U	0.22	
WBGss-015	WBGSS-015-0470-SO	8/5/1996	Grab Composite	Surface Soil	0 2 FT		Inorganics	Silver	0.22	mg/kg	U	U	U	0.22	
WBGss-028	WBGSS-028-0485-SO	8/7/1996	Grab Composite	Surface Soil	0 2 FT		Inorganics	Silver	0.22	mg/kg	U	U	U	0.22	
WBGss-029	WBGSS-029-0486-SO	8/7/1996	Grab Composite	Surface Soil	0 2 FT		Inorganics	Silver	0.22	mg/kg	U	U	U	0.22	
WBGss-044	WBGSS-044-0502-SO	8/7/1996	Grab Composite	Surface Soil	0 2 FT		Inorganics	Silver	0.22	mg/kg	U	U	U	0.22	
WBGss-046	WBGSS-046-0504-SO	8/7/1996	Grab Composite	Surface Soil	0 2 FT		Inorganics	Silver	0.22	mg/kg	U	U	U	0.22	
WBGss-050	WBGSS-050-0508-SO	8/7/1996	Grab Composite	Surface Soil	0 1 FT	Refusal at 1.0 ft bgs. due to cobble/gravel.	Inorganics	Silver	0.22	mg/kg	U	U	U	0.22	
WBGss-053	WBGSS-053-0513-SO	8/13/1996	Grab Composite	Surface Soil	0 2 FT	Relocated to PAD-43 (PAD-57 couldn't be located.)	Inorganics	Silver	0.22	mg/kg	U	U	U	0.22	
WBGss-097	WBGSS-097-0564-SO	8/13/1996	Grab Composite	Surface Soil	0 2 FT	Note: This location(TBD) used at PAD-41	Inorganics	Silver	0.22	mg/kg	U	U	U	0.22	
WBGss-098	WBGSS-098-0565-SO	8/14/1996	Grab Composite	Surface Soil	0 2 FT		Inorganics	Silver	0.22	mg/kg	U	U	U	0.22	
WBGss-041	WBGSS-041-0499-SO	7/31/1996	Grab	Surface Soil	0 0.5 FT	Logbook 40-2	Inorganics	Silver	0.21	mg/kg	U	U	U	0.21	
WBGss-003	WBGSS-003-0458-SO	7/31/1996	Grab Composite	Surface Soil	0 2 FT		Inorganics	Silver	0.21	mg/kg	U	U	U	0.21	
WBGss-005	WBGSS-005-0460-SO	7/30/1996	Grab Composite	Surface Soil	0 2 FT		Inorganics	Silver	0.21	mg/kg	U	U	U	0.21	
WBGss-007	WBGSS-007-0462-SO	7/30/1996	Grab Composite	Surface Soil	0 2 FT		Inorganics	Silver	0.21	mg/kg	U	U	U	0.21	
WBGss-009	WBGSS-009-0464-SO	8/5/1996	Grab Composite	Surface Soil	0 2 FT		Inorganics	Silver	0.21	mg/kg	U	U	U	0.21	
WBGss-014	WBGSS-014-0469-SO	8/8/1996	Grab Composite	Surface Soil	0 1.5 FT		Inorganics	Silver	0.21	mg/kg	U	U	U	0.21	
WBGss-016	WBGSS-016-0471-SO	8/6/1996	Grab Composite	Surface Soil	0 2 FT		Inorganics	Silver	0.21	mg/kg	U	U	U	0.21	
WBGss-018	WBGSS-018-0473-SO	8/6/1996	Grab Composite	Surface Soil	0 1.5 FT		Inorganics	Silver	0.21	mg/kg	U	U	U	0.21	
WBGss-019	WBGSS-019-0474-SO	8/6/1996	Grab Composite	Surface Soil	0 1.5 FT		Inorganics	Silver	0.21	mg/kg	U	U	U	0.21	
WBGss-020	WBGSS-020-0477-SO	8/5/1996	Grab Composite	Surface Soil	0 2 FT		Inorganics	Silver	0.21	mg/kg	U	U	U	0.21	
WBGss-023	WBGSS-023-0480-SO	8/5/1996	Grab Composite	Surface Soil	0 2 FT		Inorganics	Silver	0.21	mg/kg	U	U	U	0.21	
WBGss-027	WBGSS-027-0484-SO	8/6/1996	Grab Composite	Surface Soil	0 0.5 FT		Inorganics	Silver	0.21	mg/kg	U	U	U	0.21	
WBGss-030	WBGSS-030-0487-SO	8/7/1996	Grab Composite	Surface Soil	0 1.5 FT	South of Burn area, Pad #37.	Inorganics	Silver	0.21	mg/kg	U	U	U	0.21	
WBGss-036	WBGSS-036-0493-SO	8/6/1996	Grab Composite	Surface Soil	0 2 FT		Inorganics	Silver	0.21	mg/kg	U	U	U	0.21	
WBGss-042	WBGSS-042-0500-SO	8/7/1996	Grab Composite	Surface Soil	0 2 FT		Inorganics	Silver	0.21	mg/kg	U	U	U	0.21	
WBGss-043	WBGSS-043-0501-SO	8/7/1996	Grab Composite	Surface Soil	0 2 FT		Inorganics	Silver	0.21	mg/kg	U	U	U	0.21	
WBGss-045	WBGSS-045-0503-SO	8/7/1996	Grab Composite	Surface Soil	0 1 FT	Refusal due to large cobble at 1.0 ft.	Inorganics	Silver	0.21	mg/kg	U	U	U	0.21	
WBGss-048	WBGSS-048-0506-SO	8/7/1996	Grab Composite	Surface Soil	0 2 FT		Inorganics	Silver	0.21	mg/kg	U	U	U	0.21	
WBGss-052	WBGSS-052-0512-SO	8/7/1996	Grab Composite	Surface Soil	0 2 FT		Inorganics	Silver	0.21	mg/kg	U	U	U	0.21	
WBGss-074	WBGSS-074-0538-SO	8/9/1996	Grab Composite	Surface Soil	0 0.5 FT		Inorganics	Silver	0.21	mg/kg	U	U	U	0.21	
WBGss-075	WBGSS-075-0539-SO	8/9/1996	Grab Composite	Surface Soil	0 2 FT		Inorganics	Silver	0.21	mg/kg	U	U	U	0.21	
WBGss-077	WBGSS-077-0542-SO	8/13/1996	Grab Composite	Surface Soil	0 0.8 FT	Note: Moved to PAD-32.	Inorganics	Silver	0.21	mg/kg	U	U	U	0.21	
WBGss-004	WBGSS-004-0459-SO	7/30/1996	Grab Composite	Surface Soil	0 0.7 FT	Bottom of hole @ 8 inches	Inorganics	Silver	0.2	mg/kg	U	U	U	0.2	
WBGss-008	WBGSS-008-0463-SO	7/30/1996	Grab Composite	Surface Soil	0 2 FT	VOCs collected from 1.5- 2.0 ft depth.	Inorganics	Silver	0.2	mg/kg	U	U	U	0.2	
WBGss-025	WBGSS-025-0482-SO	8/5/1996	Grab Composite	Surface Soil	0 0.5 FT	Refusal @ .5 bgs. Due to gravel in hole.	Inorganics	Silver	0.2	mg/kg	U	U	U	0.2	
WBGss-026	WBGSS-026-0483-SO	8/6/1996	Grab Composite	Surface Soil	0 1.3 FT		Inorganics	Silver	0.2	mg/kg	U	U	U	0.2	
WBGss-033	WBGSS-033-0490-SO	8/6/1996	Grab Composite	Surface Soil	0 2 FT	East end of pad #37	Inorganics	Silver	0.2	mg/kg	U	U	U	0.2	
WBGss-034	WBGSS-034-0491-SO	8/6/1996	Grab Composite	Surface Soil	0 2 FT		Inorganics	Silver	0.2	mg/kg	U	U	U	0.2	
WBGss-037	WBGSS-037-0494-SO	8/6/1996	Grab Composite	Surface Soil	0 2 FT		Inorganics	Silver	0.2	mg/kg	U	U	U	0.2	
WBGss-038	WBGSS-038-0495-SO	8/6/1996	Grab Composite	Surface Soil	0 2 FT		Inorganics	Silver	0.2	mg/kg	U	U	U	0.2	
WBGss-039	WBGSS-039-0496-SO	7/31/1996	Grab Composite	Surface Soil	0 2 FT	Logbook 40-2	Inorganics	Silver	0.2	mg/kg	U	U	U	0.2	
WBGss-051	WBGSS-051-0509-SO	8/8/1996	Grab Composite	Surface Soil	0 2 FT		Inorganics	Silver	0.2	mg/kg	U	U	U	0.2	
WBGss-066	WBGSS-066-0528-SO	8/9/1996	Grab Composite	Surface Soil	0 2 FT		Inorganics	Silver	0.2	mg/kg	U	U	U	0.2	
WBGss-072	WBGSS-072-0536-SO	8/9/1996	Grab Composite	Surface Soil	0 2 FT		Inorganics	Silver	0.2	mg/kg	U	U	U	0.2	
WBGss-001	WBGSS-001-0456-SO	7/31/1996	Grab Composite	Surface Soil	0 2 FT		Inorganics	Silver	0.19	mg/kg	U	U	U	0.19	
WBGss-017	WBGSS-017-0472-SO	8/6/1996	Grab Composite	Surface Soil	0 2 FT		Inorganics	Silver	0.19	mg/kg	U	U	U	0.19	
WBGss-021	WBGSS-021-0478-SO	8/5/1996	Grab Composite	Surface Soil	0 2 FT	Volatile samples collected at 1.5 ft bgs.	Inorganics	Silver	0.19	mg/kg	U	U	U	0.19	
WBGss-031	WBGSS-031-0488-SO	8/7/1996	Grab Composite	Surface Soil	0 2 FT	West of pad #37	Inorganics	Silver	0.19	mg/kg	U	U	U	0.19	
WBGss-035	WBGSS-035-0492-SO	8/6/1996	Grab Composite	Surface Soil	0 2 FT		Inorganics	Silver	0.19	mg/kg	U	U	U	0.19	
WBGss-040	WBGSS-040-0497-SO	7/31/1996	Grab Composite	Surface Soil	0 2 FT		Inorganics	Silver	0.19	mg/kg	U	U	U	0.19	
WBGss-076	WBGSS-076-0541-SO	8/9/1996	Grab Composite	Surface Soil	0 2 FT		Inorganics	Silver	0.19	mg/kg	U	U	U	0.19	
WBGss-060	WBGSS-060-0522-SO	8/8/1996	Grab Composite	Surface Soil	0 2 FT		Inorganics	Silver	0.22	mg/kg	U	UJ	UJ	0.22	F06
WBGss-061	WBGSS-061-0523-SO	8/8/1996	Grab Composite	Surface Soil	0 2 FT		Inorganics	Silver	0.22	mg/kg	U	UJ	UJ	0.22	F06

Station	Sample ID	Date Collected	Sample Type	Media	Depth		Sample Comment	Analysis	Chemical	Results	Units	Lab Qual	Data Qual	Qual	Detection Limit	Validation Code
WBGss-153	WB0742	5/6/1998	Grab Composite	Surface Soil	0	1 FT		Inorganics	Sodium	2320	mg/kg		=	=	501	
WBGss-154	WB0743	5/6/1998	Grab Composite	Surface Soil	0	1 FT		Inorganics	Sodium	1770	mg/kg		=	=	502	
WBGss-174	WB0886	4/26/1998	Grab	Surface Soil	0	1 FT	ARCHIVED	Inorganics	Sodium	1080	mg/kg		=	=	633	
WBGss-106	WB0695	4/23/1998	Grab Composite	Surface Soil	0	1 FT		Inorganics	Sodium	997	mg/kg		=	=	607	
WBGss-031	WBGSS-031-0488-SO	8/7/1996	Grab Composite	Surface Soil	0	2 FT	West of pad #37	Inorganics	Sodium	962	mg/kg		=	=	45.1	
WBG-207	WBG4032	10/18/2000	Grab	Surface Soil	0	1 FT		Inorganics	Sodium	638	mg/kg		J	J	638	F10
WBG-234	WBG4119	10/19/2000	Grab	Surface Soil	0	1 FT		Inorganics	Sodium	548	mg/kg	B	J	J	585	F10
WBGss-313	WB1006	8/8/2000	Grab	Soil	0	1 NA	Pad 37, Plot 236	Inorganics	Sodium	507	mg/kg	B	J	J	617	
WBG-199	WBG4006	10/17/2000	Grab	Surface Soil	0	1 FT		Inorganics	Sodium	494	mg/kg	B	J	J	647	F10
WBGss-359	WB3027	8/9/2000	Grab	Soil	0	1 NA	Pad 59, Plot 108	Inorganics	Sodium	451	mg/kg	B	J	J	582	
WBG-260	WBG4207	10/23/2000	Grab	Surface Soil	0	1 FT		Inorganics	Sodium	331	mg/kg	B	J	J	574	
WBGss-110	WB0699	4/23/1998	Grab Composite	Surface Soil	0	1 FT		Inorganics	Sodium	328	mg/kg	B	J	J	631	
WBGss-325	WB1004	8/8/2000	Grab	Soil	0	1 NA	Pad 38, Plot 135	Inorganics	Sodium	312	mg/kg	B	J	J	565	
WBGss-141	WB0730	4/22/1998	Grab Composite	Surface Soil	0	1 FT		Inorganics	Sodium	280	mg/kg	B	J	J	664	
WBGss-130	WB0719	4/22/1998	Grab Composite	Surface Soil	0	1 FT		Inorganics	Sodium	272	mg/kg	B	J	J	615	
WBGss-107	WB0696	4/23/1998	Grab Composite	Surface Soil	0	1 FT		Inorganics	Sodium	268	mg/kg	B	J	J	595	
WBG-261	WBG4210	10/23/2000	Grab	Surface Soil	0	1 FT		Inorganics	Sodium	253	mg/kg	B	J	J	623	
WBG-235	WBG4122	10/19/2000	Grab	Surface Soil	0	1 FT		Inorganics	Sodium	242	mg/kg	B	J	J	608	F10
WBGss-362	WB3025	8/9/2000	Grab	Soil	0	1 NA	Pad 59, Plot 140	Inorganics	Sodium	234	mg/kg	B	J	J	587	
WBGss-149	WB0738	4/23/1998	Grab Composite	Surface Soil	0	1 FT		Inorganics	Sodium	230	mg/kg	B	J	J	622	
WBGss-170	WB0881	5/4/1998	Grab Composite	Surface Soil	0	1 FT		Inorganics	Sodium	223	mg/kg	B	J	J	690	
WBGss-122	WB0711	4/22/1998	Grab Composite	Surface Soil	0	1 FT		Inorganics	Sodium	199	mg/kg	B	J	J	639	
WBGss-150	WB0739	4/23/1998	Grab Composite	Surface Soil	0	1 FT		Inorganics	Sodium	196	mg/kg	B	J	J	608	
WBGss-120	WB0709	4/22/1998	Grab Composite	Surface Soil	0	1 FT		Inorganics	Sodium	188	mg/kg	B	J	J	660	
WBGss-168	WB0768	4/29/1998	Grab	Surface Soil	0	1 FT		Inorganics	Sodium	187	mg/kg	B	J	J	619	
WBGss-128	WB0717	4/22/1998	Grab Composite	Surface Soil	0	1 FT		Inorganics	Sodium	181	mg/kg	B	J	J	594	
WBGss-146	WB0735	4/23/1998	Grab Composite	Surface Soil	0	1 FT		Inorganics	Sodium	179	mg/kg	B	J	J	562	
WBGss-118	WB0707	4/22/1998	Grab Composite	Surface Soil	0	1 FT		Inorganics	Sodium	171	mg/kg	B	J	J	698	
WBGss-142	WB0731	4/22/1998	Grab Composite	Surface Soil	0	1 FT		Inorganics	Sodium	171	mg/kg	B	J	J	638	
WBGss-066	WBGSS-066-0528-SO	8/9/1996	Grab Composite	Surface Soil	0	2 FT		Inorganics	Sodium	169	mg/kg	B	J	J	30.2	F06
WBGss-008	WBGSS-008-0463-SO	7/30/1996	Grab Composite	Surface Soil	0	2 FT	VOCs collected from 1.5- 2.0 ft depth.	Inorganics	Sodium	168	mg/kg	B	J	J	30.1	F06
WBGss-051	WBGSS-051-0509-SO	8/8/1996	Grab Composite	Surface Soil	0	2 FT		Inorganics	Sodium	163	mg/kg	B	J	J	47.1	F06
WBGss-314	WB1007	8/8/2000	Grab	Soil	0	1 NA	Pad 37, Plot 265	Inorganics	Sodium	162	mg/kg	B	J	J	569	
WBGss-021	WBGSS-021-0478-SO	8/5/1996	Grab Composite	Surface Soil	0	2 FT	Volatile samples collected at 1.5 ft bgs.	Inorganics	Sodium	162	mg/kg	B	J	J	29.3	F06
WBGss-135	WB0724	4/21/1998	Grab Composite	Surface Soil	0	1 FT		Inorganics	Sodium	162	mg/kg	B	J	J	582	
WBG-246	WBG4159	10/23/2000	Grab	Surface Soil	0	1 FT		Inorganics	Sodium	161	mg/kg	B	J	J	619	
WBG-208	WBG4035	10/18/2000	Grab	Surface Soil	0	1 FT		Inorganics	Sodium	158	mg/kg	B	J	J	616	F10
WBG-259	WBG4204	10/23/2000	Grab	Surface Soil	0	1 FT		Inorganics	Sodium	122	mg/kg	B	J	J	571	
WBGss-389	WB2016	8/8/2000	Grab	Soil	0	1 NA	Pad 66, Plot 242	Inorganics	Sodium	120	mg/kg	B	J	J	568	
WBGss-143	WB0732	4/22/1998	Grab Composite	Surface Soil	0	1 FT		Inorganics	Sodium	116	mg/kg	B	J	J	570	
WBGss-194	WB0935	5/7/1998	Grab	Surface Soil	0	1 FT		Inorganics	Sodium	114	mg/kg	B	J	J	633	
WBGss-326	WB1001	8/8/2000	Grab	Soil	0	1 NA	Pad 38, Plot 154	Inorganics	Sodium	113	mg/kg	B	J	J	576	
WBGss-116	WB0705	4/23/1998	Grab Composite	Surface Soil	0	1 FT		Inorganics	Sodium	111	mg/kg	B	J	J	708	
WBG-206	WBG4029	10/18/2000	Grab	Surface Soil	0	1 FT		Inorganics	Sodium	110	mg/kg	B	J	J	590	F10
WBG-213	WBG4052	10/18/2000	Grab	Surface Soil	0	1 FT		Inorganics	Sodium	110	mg/kg	B	J	J	628	F10
WBGss-299	WB1009	8/8/2000	Grab	Soil	0	1 NA	Pad 37, Plot 11	Inorganics	Sodium	106	mg/kg	B	J	J	584	
WBGss-131	WB0720	4/21/1998	Grab Composite	Surface Soil	0	1 FT		Inorganics	Sodium	106	mg/kg	B	J	J	612	
WBG-215	WBG4058	10/18/2000	Grab	Surface Soil	0	1 FT		Inorganics	Sodium	104	mg/kg	B	J	J	655	F10
WBGss-390	WB2018	8/8/2000	Grab	Soil	0	1 NA	Pad 66, Plot 243	Inorganics	Sodium	101	mg/kg	B	J	J	594	
WBG-209	WBG4038	10/18/2000	Grab	Surface Soil	0	1 FT		Inorganics	Sodium	98.9	mg/kg	B	J	J	671	F10
WBGss-114	WB0703	4/23/1998	Grab Composite	Surface Soil	0	1 FT		Inorganics	Sodium	92.8	mg/kg	B	J	J	605	
WBGss-346	WB3022	8/9/2000	Grab	Soil	0	1 NA	Pad 58, Plot 156	Inorganics	Sodium	87.4	mg/kg	B	J	J	571	
WBGss-352	WB3021	8/9/2000	Grab	Soil	0	1 NA	Pad 58, Plot 234/235	Inorganics	Sodium	86.9	mg/kg	B	J	J	571	
WBGss-072	WBGSS-072-0536-SO	8/9/1996	Grab Composite	Surface Soil	0	2 FT		Inorganics	Sodium	86.5	mg/kg	B	J	J	30	F06
WBG-262	WBG4213	11/1/2000	Grab	Surface Soil	0	1 FT		Inorganics	Sodium	85.2	mg/kg	B	J	J	603	
WBG-245	WBG4156	10/23/2000	Grab	Surface Soil	0	1 FT		Inorganics	Sodium	84.3	mg/kg	B	J	J	620	
WBG-250	WBG4173	10/23/2000	Grab	Surface Soil	0	1 FT		Inorganics	Sodium	83.4	mg/kg	B	J	J	621	
WBGss-334	WB1005	8/8/2000	Grab	Soil	0	1 NA	Pad 38, Plot 295	Inorganics	Sodium	81	mg/kg	B	J	J	597	
WBGss-371	WB3026	8/9/2000	Grab	Soil	0	1 NA	Pad 59, Plot 253	Inorganics	Sodium	77.9	mg/kg	B	J	J	595	
WBGss-076	WBGSS-076-0541-SO	8/9/1996	Grab Composite	Surface Soil	0	2 FT		Inorganics	Sodium	77.8	mg/kg	B	J	J	29.1	F06
WBGss-347	WB3023	8/9/2000	Grab	Soil	0	1 NA	Pad 58, Plot 158	Inorganics	Sodium	76.9	mg/kg	B	J	J	581	
WBGss-353	WB3024	8/9/2000	Grab	Soil	0	1 NA	Pad 58, Plot 251	Inorganics	Sodium	75.7	mg/kg	B	J	J	572	
WBG-255	WBG4190	10/17/2000	Grab	Surface Soil	0	1 FT		Inorganics	Sodium	74.7	mg/kg	B	J	J	596	
WBGss-134	WB0723	4/21/1998	Grab Composite	Surface Soil	0	1 FT		Inorganics	Sodium	74	mg/kg	B	J	J	609	
WBG-249	WBG4170	10/23/2000	Grab	Surface Soil	0	1 FT		Inorganics	Sodium	73.8	mg/kg	B	J	J	558	
WBGss-322	WB1003	8/8/2000	Grab	Soil	0	1 NA	Pad 38, Plot 30	Inorganics	Sodium	73.1	mg/kg	B	J	J	584	
WBGss-136	WB0725	4/22/1998	Grab Composite	Surface Soil	0	1 FT		Inorganics	Sodium	72.9	mg/kg	B	J	J	664	
WBGss-129	WB0718	4/22/1998	Grab Composite	Surface Soil	0	1 FT		Inorganics	Sodium	72.7	mg/kg	B	J	J	645	
WBG-274	WBG4229	10/24/2000	Grab	Surface Soil	0	1 FT		Inorganics	Sodium	65.2	mg/kg	B	J	J	633	
WBGss-140	WB0729	4/22/1998	Grab Composite	Surface Soil	0	1 FT		Inorganics	Sodium	65	mg/kg	B	J	J	695	
WBG-267	WBG4222	10/24/2000	Grab	Surface Soil	0	1 FT		Inorganics	Sodium	63.1	mg/kg	B	J	J	619	
WBG-257	WBG4196	10/30/2000	Grab	Surface Soil	0	1 FT		Inorganics	Sodium	62.6	mg/kg	B	J	J	580	
WBG-212	WBG4049	10/18/2000	Grab	Surface Soil	0	1 FT		Inorganics	Sodium	62.2	mg/kg	B	J	J	605	F10
WBGss-308	WB1008	8/8/2000	Grab	Soil	0	1 NA	Pad 37, Plot 130	Inorganics	Sodium	59.3	mg/kg	B	J	J	592	
WBGss-132	WB0721	4/21/1998	Grab Composite	Surface Soil	0	1 FT		Inorganics	Sodium	59	mg/kg	B	J	J	698	
WBGss-137	WB0726	4/22/1998	Grab Composite	Surface Soil	0	1 FT		Inorganics	Sodium	46.7	mg/kg	B	J	J	675	
WBGss-139	WB0728	4/22/1998	Grab Composite	Surface Soil	0	1 FT		Inorganics	Sodium	46.6	mg/kg	B	J	J	660	
WBGss-138	WB0727	4/22/1998	Grab Composite	Surface Soil	0	1 FT		Inorganics	Sodium	44	mg/kg	B	J	J	594	
WBGss-133	WB0722	4/21/1998	Grab Composite	Surface Soil	0	1 FT		Inorganics	Sodium	43.5	mg/kg	B	J	J	665	
WBG-268	WBG4223	11/1/2000	Grab	Surface Soil	0	1 FT		Inorganics	Sodium	679	mg/kg	U	U	U	679	
WBG-273	WBG4228	11/1/2000	Grab	Surface Soil	0	1 FT		Inorganics	Sodium	677	mg/kg	U	U	U	677	
WBG-292	WBG4247	10/31/2000	Grab	Surface Soil	0	1 FT		Inorganics	Sodium	666	mg/kg	U	U	U	666	
WBG-271	WBG4226	11/1/2000	Grab	Surface Soil	0	1 FT		Inorganics	Sodium	658	mg/kg	U	U	U	658	
WBG-288	WBG4243	10/31/2000	Grab	Surface Soil	0	1 FT		Inorganics	Sodium	656	mg/kg	U	U	U	656	
WBG-284	WBG4239	10/31/2000	Grab	Surface Soil	0	1 FT		Inorganics	Sodium	654	mg/kg	U	U	U	654	
WBG-238	WBG4133	10/21/2000	Grab	Surface Soil	0	1 FT		Inorganics	Sodium	652	mg/kg	U	U	U	652	
WBG-278	WBG4233	10/24/2000	Grab	Surface Soil	0	1 FT		Inorganics	Sodium	651	mg/kg	U	U	U	651	
WBG-287	WBG4242	10/31/2000	Grab	Surface Soil	0	1 FT		Inorganics	Sodium	650	mg/kg	U	U	U	650	
WBG-224	WBG4085	10/20/2000	Grab	Surface Soil	0	1 FT		Inorganics	Sodium	647	mg/kg	U	U	U	647	
WBG-251	WBG4176	10/23/2000	Grab	Surface Soil	0	1 FT		Inorganics	Sodium	646	mg/kg	U	U	U	646	
WBG-264	WBG4219	10/30/2000	Grab	Surface Soil	0	1 FT		Inorganics	Sodium	641	mg/kg	U	U	U	641	
WBG-266	WBG4221	10/30/2000	Grab	Surface Soil	0	1 FT		Inorganics	Sodium	640	mg/kg	U	U	U	640	
WBG-229	WBG4102	10/21/2000	Grab	Surface Soil	0	1 FT		Inorganics	Sodium	637	mg/kg	U	U	U	637	

Station	Sample ID	Date Collected	Sample Type	Media	Depth	Sample Comment	Analysis	Chemical	Results	Units	Lab Qual	Data Qual	Qual	Detection Limit	Validation Code
WBG-290	WBG4245	10/31/2000	Grab	Surface Soil	0 1 FT		Inorganics	Sodium	635	mg/kg	U	U	U	635	
WBG-269	WBG4224	10/24/2000	Grab	Surface Soil	0 1 FT		Inorganics	Sodium	634	mg/kg	U	U	U	634	
WBG-279	WBG4234	10/31/2000	Grab	Surface Soil	0 1 FT		Inorganics	Sodium	634	mg/kg	U	U	U	634	
WBG-270	WBG4225	11/1/2000	Grab	Surface Soil	0 1 FT		Inorganics	Sodium	633	mg/kg	U	U	U	633	
WBG-293	WBG4248	10/31/2000	Grab	Surface Soil	0 1 FT		Inorganics	Sodium	632	mg/kg	U	U	U	632	
WBG-275	WBG4230	10/24/2000	Grab	Surface Soil	0 1 FT		Inorganics	Sodium	629	mg/kg	U	U	U	629	
WBG-277	WBG4232	10/24/2000	Grab	Surface Soil	0 1 FT		Inorganics	Sodium	628	mg/kg	U	U	U	628	
WBG-280	WBG4235	10/30/2000	Grab	Surface Soil	0 1 FT		Inorganics	Sodium	628	mg/kg	U	U	U	628	
WBG-263	WBG4216	11/1/2000	Grab	Surface Soil	0 1 FT		Inorganics	Sodium	626	mg/kg	U	U	U	626	
WBG-286	WBG4241	10/31/2000	Grab	Surface Soil	0 1 FT		Inorganics	Sodium	626	mg/kg	U	U	U	626	
WBG-283	WBG4238	10/31/2000	Grab	Surface Soil	0 1 FT		Inorganics	Sodium	624	mg/kg	U	U	U	624	
WBG-282	WBG4237	10/31/2000	Grab	Surface Soil	0 1 FT		Inorganics	Sodium	623	mg/kg	U	U	U	623	
WBG-237	WBG4128	10/22/2000	Grab	Surface Soil	0 1 FT		Inorganics	Sodium	621	mg/kg	U	U	U	621	
WBG-285	WBG4240	10/31/2000	Grab	Surface Soil	0 1 FT		Inorganics	Sodium	621	mg/kg	U	U	U	621	
WBG-258	WBG4201	11/1/2000	Grab	Surface Soil	0 1 FT		Inorganics	Sodium	620	mg/kg	U	U	U	620	
WBG-296	WBG4315	11/2/2000	Grab	Surface Soil	0 1 FT		Inorganics	Sodium	617	mg/kg	U	U	U	617	
WBG-297	WBG4316	11/2/2000	Grab	Surface Soil	0 1 FT		Inorganics	Sodium	617	mg/kg	U	U	U	617	
WBG-239	WBG4136	10/21/2000	Grab	Surface Soil	0 1 FT		Inorganics	Sodium	616	mg/kg	U	U	U	616	
WBG-289	WBG4244	10/31/2000	Grab	Surface Soil	0 1 FT		Inorganics	Sodium	614	mg/kg	U	U	U	614	
WBG-233	WBG4116	10/20/2000	Grab	Surface Soil	0 1 FT		Inorganics	Sodium	613	mg/kg	U	U	U	613	
WBG-265	WBG4220	10/30/2000	Grab	Surface Soil	0 1 FT		Inorganics	Sodium	612	mg/kg	U	U	U	612	
WBG-272	WBG4227	11/1/2000	Grab	Surface Soil	0 1 FT		Inorganics	Sodium	611	mg/kg	U	U	U	611	
WBG-276	WBG4231	10/24/2000	Grab	Surface Soil	0 1 FT		Inorganics	Sodium	608	mg/kg	U	U	U	608	
WBG-281	WBG4236	10/24/2000	Grab	Surface Soil	0 1 FT		Inorganics	Sodium	600	mg/kg	U	U	U	600	
WBG-241	WBG4142	10/21/2000	Grab	Surface Soil	0 1 FT		Inorganics	Sodium	596	mg/kg	U	U	U	596	
WBGss-388	WB2017	8/8/2000	Grab	Soil	0 1 NA	Pad 66, Plot 226	Inorganics	Sodium	596	mg/kg	U	U	U	596	
WBG-210	WBG4041	10/30/2000	Grab	Surface Soil	0 1 FT		Inorganics	Sodium	587	mg/kg	U	U	U	587	
WBG-291	WBG4246	10/31/2000	Grab	Surface Soil	0 1 FT		Inorganics	Sodium	582	mg/kg	U	U	U	582	
WBGss-324	WB1002	8/8/2000	Grab	Soil	0 1 NA	Pad 38, Plot 126	Inorganics	Sodium	582	mg/kg	U	U	U	582	
WBGss-344	WB3020	8/9/2000	Grab	Soil	0 1 NA	Pad 58, Plot 104	Inorganics	Sodium	578	mg/kg	U	U	U	578	
WBGss-341	WB3019	8/9/2000	Grab	Soil	0 1 NA	Pad 58, Plot 45	Inorganics	Sodium	574	mg/kg	U	U	U	574	
WBG-223	WBG4082	10/20/2000	Grab	Surface Soil	0 1 FT		Inorganics	Sodium	366	mg/kg	B	U	U	586	F01,F06
WBG-247	WBG4162	10/22/2000	Grab	Surface Soil	0 1 FT		Inorganics	Sodium	256	mg/kg	B	U	U	629	F01,F06
WBG-240	WBG4139	10/21/2000	Grab	Surface Soil	0 1 FT		Inorganics	Sodium	187	mg/kg	B	U	U	614	F01,F06
WBG-232	WBG4111	10/22/2000	Grab	Surface Soil	0 1 FT		Inorganics	Sodium	184	mg/kg	B	U	U	576	F01,F06
WBG-231	WBG4108	10/21/2000	Grab	Surface Soil	0 1 FT		Inorganics	Sodium	127	mg/kg	B	U	U	657	F01,F06
WBGss-177	WB0889	5/4/1998	Grab Composite	Surface Soil	0 1 FT		Inorganics	Sodium	116	mg/kg	B	U	U	611	F01,F06
WBGss-187	WB0912	5/6/1998	Grab	Surface Soil	0 1 FT		Inorganics	Sodium	105	mg/kg	B	U	U	636	F01,F06
WBG-227	WBG4094	10/22/2000	Grab	Surface Soil	0 1 FT		Inorganics	Sodium	104	mg/kg	B	U	U	632	F01,F06
WBGss-189	WB0914	5/6/1998	Grab	Surface Soil	0 1 FT		Inorganics	Sodium	94.4	mg/kg	B	U	U	606	F01,F06
WBG-226	WBG4091	10/20/2000	Grab	Surface Soil	0 1 FT		Inorganics	Sodium	91.6	mg/kg	B	U	U	601	F01,F06
WBGss-179	WB0891	5/4/1998	Grab Composite	Surface Soil	0 1 FT		Inorganics	Sodium	91.2	mg/kg	B	U	U	650	F01,F06
WBGss-172	WB0883	5/4/1998	Grab Composite	Surface Soil	0 1 FT		Inorganics	Sodium	87.4	mg/kg	B	U	U	597	F01,F06
WBGss-188	WB0913	5/6/1998	Grab	Surface Soil	0 1 FT		Inorganics	Sodium	85.4	mg/kg	B	U	U	637	F01,F06
WBGss-193	WB0932	5/7/1998	Grab	Surface Soil	0 1 FT		Inorganics	Sodium	80.7	mg/kg	B	U	U	717	F01,F06
WBG-203	WBG4018	10/22/2000	Grab	Surface Soil	0 1 FT		Inorganics	Sodium	80.6	mg/kg	B	U	U	581	F01,F06
WBGss-175	WB0887	5/4/1998	Grab Composite	Surface Soil	0 1 FT		Inorganics	Sodium	80.3	mg/kg	B	U	U	678	F01,F06
WBG-243	WBG4150	10/21/2000	Grab	Surface Soil	0 1 FT		Inorganics	Sodium	79.7	mg/kg	B	U	U	600	F01,F06
WBGss-115	WB0704	4/23/1998	Grab Composite	Surface Soil	0 1 FT		Inorganics	Sodium	78.8	mg/kg	B	U	U	609	F01,F06
WBG-230	WBG4105	10/20/2000	Grab	Surface Soil	0 1 FT		Inorganics	Sodium	78.3	mg/kg	B	U	U	642	F01,F06
WBGss-147	WB0736	4/23/1998	Grab Composite	Surface Soil	0 1 FT		Inorganics	Sodium	77.8	mg/kg	B	U	U	631	F01,F06
WBG-242	WBG4145	10/22/2000	Grab	Surface Soil	0 1 FT		Inorganics	Sodium	77.7	mg/kg	B	U	U	624	F01,F06
WBGss-171	WB0882	5/4/1998	Grab Composite	Surface Soil	0 1 FT		Inorganics	Sodium	76.2	mg/kg	B	U	U	612	F01,F06
WBGss-145	WB0734	4/23/1998	Grab Composite	Surface Soil	0 1 FT		Inorganics	Sodium	75.8	mg/kg	B	U	U	663	F01,F06
WBGss-148	WB0737	4/23/1998	Grab Composite	Surface Soil	0 1 FT		Inorganics	Sodium	72.5	mg/kg	B	U	U	618	F01,F06
WBGss-178	WB0890	5/4/1998	Grab Composite	Surface Soil	0 1 FT		Inorganics	Sodium	71.9	mg/kg	B	U	U	679	F01,F06
WBGss-111	WB0700	4/23/1998	Grab Composite	Surface Soil	0 1 FT		Inorganics	Sodium	71.7	mg/kg	B	U	U	596	F01,F06
WBGss-123	WB0712	4/22/1998	Grab Composite	Surface Soil	0 1 FT		Inorganics	Sodium	68.6	mg/kg	B	U	U	594	F01,F06
WBG-225	WBG4088	10/20/2000	Grab	Surface Soil	0 1 FT		Inorganics	Sodium	67.7	mg/kg	B	U	U	660	F01,F06
WBGss-144	WB0733	4/23/1998	Grab Composite	Surface Soil	0 1 FT		Inorganics	Sodium	65.3	mg/kg	B	U	U	678	F01,F06
WBGss-109	WB0698	4/23/1998	Grab Composite	Surface Soil	0 1 FT		Inorganics	Sodium	64	mg/kg	B	U	U	665	F01,F06
WBGss-113	WB0702	4/23/1998	Grab Composite	Surface Soil	0 1 FT		Inorganics	Sodium	63.3	mg/kg	B	U	U	568	F01,F06
WBGss-173	WB0885	4/26/1998	Grab	Surface Soil	0 1 FT	ARCHIVED	Inorganics	Sodium	61.5	mg/kg	B	U	U	598	F01,F06
WBGss-101	WB0690	4/23/1998	Grab Composite	Surface Soil	0 1 FT		Inorganics	Sodium	59	mg/kg	B	U	U	633	F01,F06
WBGss-176	WB0888	4/26/1998	Grab	Surface Soil	0 1 FT	ARCHIVED	Inorganics	Sodium	58.5	mg/kg	B	U	U	626	F01,F06
WBGss-117	WB0706	4/22/1998	Grab Composite	Surface Soil	0 1 FT		Inorganics	Sodium	58.1	mg/kg	B	U	U	600	F01,F06
WBGss-112	WB0701	4/23/1998	Grab Composite	Surface Soil	0 1 FT		Inorganics	Sodium	56.2	mg/kg	B	U	U	622	F01,F06
WBGss-119	WB0708	4/22/1998	Grab Composite	Surface Soil	0 1 FT		Inorganics	Sodium	55	mg/kg	B	U	U	625	F01,F06
WBGss-108	WB0697	4/23/1998	Grab Composite	Surface Soil	0 1 FT		Inorganics	Sodium	47.3	mg/kg	B	U	U	629	F01,F06
WBGss-105	WB0694	4/23/1998	Grab Composite	Surface Soil	0 1 FT		Inorganics	Sodium	45.8	mg/kg	B	U	U	634	F01,F06
WBGss-103	WB0692	4/23/1998	Grab Composite	Surface Soil	0 1 FT		Inorganics	Sodium	45.3	mg/kg	B	U	U	628	F01,F06
WBGss-100	WB0689	4/23/1998	Grab Composite	Surface Soil	0 1 FT		Inorganics	Sodium	43.4	mg/kg	B	U	U	627	F01,F06
WBGss-104	WB0693	4/23/1998	Grab Composite	Surface Soil	0 1 FT		Inorganics	Sodium	40.2	mg/kg	B	U	U	607	F01,F06
WBGss-102	WB0691	4/23/1998	Grab Composite	Surface Soil	0 1 FT		Inorganics	Sodium	28.2	mg/kg	B	U	U	586	F01,F06
WBG-214	WBG4055	10/18/2000	Grab	Surface Soil	0 1 FT		Inorganics	Sodium	662	mg/kg	U	UJ	UJ	662	F10
WBG-200	WBG4009	10/17/2000	Grab	Surface Soil	0 1 FT		Inorganics	Sodium	620	mg/kg	U	UJ	UJ	620	F10
WBG-205	WBG4026	10/18/2000	Grab	Surface Soil	0 1 FT		Inorganics	Sodium	615	mg/kg	U	UJ	UJ	615	F10
WBG-204	WBG4023	10/18/2000	Grab	Surface Soil	0 1 FT		Inorganics	Sodium	611	mg/kg	U	UJ	UJ	611	F10
WBG-256	WBG4193	10/17/2000	Grab	Surface Soil	0 1 FT		Inorganics	Sodium	610	mg/kg	U	UJ	UJ	610	F10
WBG-201	WBG4012	10/17/2000	Grab	Surface Soil	0 1 FT		Inorganics	Sodium	609	mg/kg	U	UJ	UJ	609	F10
WBG-254	WBG4187	10/16/2000	Grab	Surface Soil	0 1 FT		Inorganics	Sodium	595	mg/kg	U	UJ	UJ	595	F10
WBG-253	WBG4184	10/17/2000	Grab	Surface Soil	0 1 FT		Inorganics	Sodium	593	mg/kg	U	UJ	UJ	593	F10
WBGss-008	WBGSS-008-0463-SO	7/30/1996	Grab Composite	Surface Soil	0 2 FT	VOCs collected from 1.5- 2.0 ft depth.	Inorganics	Thallium	3.1	mg/kg		=	=	0.35	
WBGss-031	WBGSS-031-0488-SO	8/7/1996	Grab Composite	Surface Soil	0 2 FT	West of pad #37	Inorganics	Thallium	2.7	mg/kg		=	=	0.34	
WBGss-066	WBGSS-066-0528-SO	8/9/1996	Grab Composite	Surface Soil	0 2 FT		Inorganics	Thallium	1.9	mg/kg	N*	=	=	0.35	
WBGss-072	WBGSS-072-0536-SO	8/9/1996	Grab Composite	Surface Soil	0 2 FT		Inorganics	Thallium	1.9	mg/kg	N*	=	=	0.35	
WBGss-076	WBGSS-076-0541-SO	8/9/1996	Grab Composite	Surface Soil	0 2 FT		Inorganics	Thallium	1.9	mg/kg	N*	=	=	0.34	
WBGss-021	WBGSS-021-0478-SO	8/5/1996	Grab Composite	Surface Soil	0 2 FT	Volatile samples collected at 1.5 ft bgs.	Inorganics	Thallium	1.8	mg/kg		=	=	0.34	
WBGss-051	WBGSS-051-0509-SO	8/8/1996	Grab Composite	Surface Soil	0 2 FT		Inorganics	Thallium	1.4	mg/kg		=	=	0.36	
WBG-276	WBG4231	10/24/2000	Grab	Surface Soil	0 1 FT		Inorganics	Thallium	0.81	mg/kg		=	=	0.61	
WBG-209	WBG4038	10/18/2000	Grab	Surface Soil	0 1 FT		Inorganics	Thallium	0.71	mg/kg		=	=	0.67	
WBG-251	WBG4176	10/23/2000	Grab	Surface Soil	0 1 FT		Inorganics	Thallium	0.7	mg/kg		=	=	0.65	
WBG-213	WBG4052	10/18/2000	Grab	Surface Soil	0 1 FT		Inorganics	Thallium	0.68	mg/kg		=	=	0.63	

Station	Sample ID	Date Collected	Sample Type	Media	Depth	Sample Comment	Analysis	Chemical	Results	Units	Lab Qual	Data Qual	Qual	Detection Limit	Validation Code
WBG-215	WBG4058	10/18/2000	Grab	Surface Soil	0 1 FT		Inorganics	Thallium	0.68	mg/kg		=	=	0.66	
WBG-261	WBG4210	10/23/2000	Grab	Surface Soil	0 1 FT		Inorganics	Thallium	0.66	mg/kg		=	=	0.62	
WBG-204	WBG4023	10/18/2000	Grab	Surface Soil	0 1 FT		Inorganics	Thallium	0.64	mg/kg		=	=	0.61	
WBG-205	WBG4026	10/18/2000	Grab	Surface Soil	0 1 FT		Inorganics	Thallium	0.62	mg/kg		=	=	0.62	
WBG-263	WBG4216	11/1/2000	Grab	Surface Soil	0 1 FT		Inorganics	Thallium	0.8	mg/kg		J	J	0.63	I02
WBG-245	WBG4156	10/23/2000	Grab	Surface Soil	0 1 FT		Inorganics	Thallium	0.71	mg/kg	Wb	J	J	0.62	E03
WBG-199	WBG4006	10/17/2000	Grab	Surface Soil	0 1 FT		Inorganics	Thallium	0.7	mg/kg	Wb	J	J	0.65	E03
WBG-246	WBG4159	10/23/2000	Grab	Surface Soil	0 1 FT		Inorganics	Thallium	0.67	mg/kg	Wb	J	J	0.62	E03
WBG-233	WBG4116	10/20/2000	Grab	Surface Soil	0 1 FT		Inorganics	Thallium	0.66	mg/kg	Wb	J	J	0.61	E03
WBG-250	WBG4173	10/23/2000	Grab	Surface Soil	0 1 FT		Inorganics	Thallium	0.66	mg/kg	Wb	J	J	0.62	E03
WBG-214	WBG4055	10/18/2000	Grab	Surface Soil	0 1 FT		Inorganics	Thallium	0.64	mg/kg	B	J	J	0.66	
WBG-200	WBG4009	10/17/2000	Grab	Surface Soil	0 1 FT		Inorganics	Thallium	0.63	mg/kg	Wb	J	J	0.62	E03
WBG-297	WBG4316	11/2/2000	Grab	Surface Soil	0 1 FT		Inorganics	Thallium	0.63	mg/kg		J	J	0.62	I02
WBG-201	WBG4012	10/17/2000	Grab	Surface Soil	0 1 FT		Inorganics	Thallium	0.62	mg/kg	Wb	J	J	0.61	E08
WBG-237	WBG4128	10/22/2000	Grab	Surface Soil	0 1 FT		Inorganics	Thallium	0.62	mg/kg	Wb	J	J	0.62	E03
WBG-275	WBG4230	10/24/2000	Grab	Surface Soil	0 1 FT		Inorganics	Thallium	0.62	mg/kg	B	J	J	0.63	E03
WBG-274	WBG4229	10/24/2000	Grab	Surface Soil	0 1 FT		Inorganics	Thallium	0.61	mg/kg	B	J	J	0.63	E03
WBG-296	WBG4315	11/2/2000	Grab	Surface Soil	0 1 FT		Inorganics	Thallium	0.59	mg/kg	B	J	J	0.62	I02
WBG-208	WBG4035	10/18/2000	Grab	Surface Soil	0 1 FT		Inorganics	Thallium	0.58	mg/kg	B	J	J	0.62	
WBG-258	WBG4201	11/1/2000	Grab	Surface Soil	0 1 FT		Inorganics	Thallium	0.58	mg/kg	B Wa	J	J	0.62	E03,I02
WBG-242	WBG4145	10/22/2000	Grab	Surface Soil	0 1 FT		Inorganics	Thallium	0.57	mg/kg	B	J	J	0.62	
WBG-259	WBG4204	10/23/2000	Grab	Surface Soil	0 1 FT		Inorganics	Thallium	0.57	mg/kg	Wb	J	J	0.57	E03
WBG-236	WBG4125	10/20/2000	Grab	Surface Soil	0 1 FT		Inorganics	Thallium	0.56	mg/kg	B	J	J	0.6	E03
WBG-247	WBG4162	10/22/2000	Grab	Surface Soil	0 1 FT		Inorganics	Thallium	0.55	mg/kg	B	J	J	0.63	I02
WBG-203	WBG4018	10/22/2000	Grab	Surface Soil	0 1 FT		Inorganics	Thallium	0.53	mg/kg	B	J	J	0.58	I02
WBG-212	WBG4049	10/18/2000	Grab	Surface Soil	0 1 FT		Inorganics	Thallium	0.53	mg/kg	B	J	J	0.6	
WBG-278	WBG4233	10/24/2000	Grab	Surface Soil	0 1 FT		Inorganics	Thallium	0.53	mg/kg	B	J	J	0.65	E03
WBG-207	WBG4032	10/18/2000	Grab	Surface Soil	0 1 FT		Inorganics	Thallium	0.52	mg/kg	B	J	J	0.64	
WBG-260	WBG4207	10/23/2000	Grab	Surface Soil	0 1 FT		Inorganics	Thallium	0.52	mg/kg	B	J	J	0.57	
WBG-253	WBG4184	10/17/2000	Grab	Surface Soil	0 1 FT		Inorganics	Thallium	0.51	mg/kg	B	J	J	0.59	
WBG-254	WBG4187	10/16/2000	Grab	Surface Soil	0 1 FT		Inorganics	Thallium	0.51	mg/kg	B	J	J	0.6	E03
WBGss-299	WB1009	8/8/2000	Grab	Soil	0 1 NA	Pad 37, Plot 11	Inorganics	Thallium	0.51	mg/kg	B	J	J	0.58	
WBGss-346	WB3022	8/9/2000	Grab	Soil	0 1 NA	Pad 58, Plot 156	Inorganics	Thallium	0.51	mg/kg	B	J	J	0.57	I02
WBGss-344	WB3020	8/9/2000	Grab	Soil	0 1 NA	Pad 58, Plot 104	Inorganics	Thallium	0.5	mg/kg	B	J	J	0.58	I02
WBG-225	WBG4088	10/20/2000	Grab	Surface Soil	0 1 FT		Inorganics	Thallium	0.49	mg/kg	B	J	J	0.66	
WBG-255	WBG4190	10/17/2000	Grab	Surface Soil	0 1 FT		Inorganics	Thallium	0.49	mg/kg	B	J	J	0.6	E03
WBG-267	WBG4222	10/24/2000	Grab	Surface Soil	0 1 FT		Inorganics	Thallium	0.49	mg/kg	B	J	J	0.62	E03
WBGss-308	WB1008	8/8/2000	Grab	Soil	0 1 NA	Pad 37, Plot 130	Inorganics	Thallium	0.49	mg/kg	B	J	J	0.59	
WBGss-324	WB1002	8/8/2000	Grab	Soil	0 1 NA	Pad 38, Plot 126	Inorganics	Thallium	0.49	mg/kg	B	J	J	0.58	
WBGss-347	WB3023	8/9/2000	Grab	Soil	0 1 NA	Pad 58, Plot 158	Inorganics	Thallium	0.49	mg/kg	B	J	J	0.58	I02
WBGss-390	WB2018	8/8/2000	Grab	Soil	0 1 NA	Pad 66, Plot 243	Inorganics	Thallium	0.49	mg/kg	B	J	J	0.59	
WBG-206	WBG4029	10/18/2000	Grab	Surface Soil	0 1 FT		Inorganics	Thallium	0.48	mg/kg	B	J	J	0.59	
WBG-249	WBG4170	10/23/2000	Grab	Surface Soil	0 1 FT		Inorganics	Thallium	0.48	mg/kg	B	J	J	0.56	E03
WBG-227	WBG4094	10/22/2000	Grab	Surface Soil	0 1 FT		Inorganics	Thallium	0.47	mg/kg	B	J	J	0.63	
WBG-238	WBG4133	10/21/2000	Grab	Surface Soil	0 1 FT		Inorganics	Thallium	0.47	mg/kg	B	J	J	0.65	
WBG-266	WBG4221	10/30/2000	Grab	Surface Soil	0 1 FT		Inorganics	Thallium	0.47	mg/kg	B	J	J	0.64	E03
WBGss-313	WB1006	8/8/2000	Grab	Soil	0 1 NA	Pad 37, Plot 236	Inorganics	Thallium	0.47	mg/kg	B	J	J	0.62	
WBGss-334	WB1005	8/8/2000	Grab	Soil	0 1 NA	Pad 38, Plot 295	Inorganics	Thallium	0.47	mg/kg	B	J	J	0.6	
WBGss-341	WB3019	8/9/2000	Grab	Soil	0 1 NA	Pad 58, Plot 45	Inorganics	Thallium	0.47	mg/kg	B	J	J	0.57	I02
WBG-226	WBG4091	10/20/2000	Grab	Surface Soil	0 1 FT		Inorganics	Thallium	0.46	mg/kg	B	J	J	0.6	
WBG-256	WBG4193	10/17/2000	Grab	Surface Soil	0 1 FT		Inorganics	Thallium	0.46	mg/kg	B	J	J	0.61	E03
WBG-269	WBG4224	10/24/2000	Grab	Surface Soil	0 1 FT		Inorganics	Thallium	0.46	mg/kg	B	J	J	0.63	E03
WBGss-314	WB1007	8/8/2000	Grab	Soil	0 1 NA	Pad 37, Plot 265	Inorganics	Thallium	0.46	mg/kg	B	J	J	0.57	
WBGss-353	WB3024	8/9/2000	Grab	Soil	0 1 NA	Pad 58, Plot 251	Inorganics	Thallium	0.46	mg/kg	B	J	J	0.57	I02
WBGss-362	WB3025	8/9/2000	Grab	Soil	0 1 NA	Pad 59, Plot 140	Inorganics	Thallium	0.46	mg/kg	B	J	J	0.59	I02
WBGss-371	WB3026	8/9/2000	Grab	Soil	0 1 NA	Pad 59, Plot 253	Inorganics	Thallium	0.46	mg/kg	B	J	J	0.6	I02
WBGss-388	WB2017	8/8/2000	Grab	Soil	0 1 NA	Pad 66, Plot 226	Inorganics	Thallium	0.46	mg/kg	B	J	J	0.6	
WBGss-389	WB2016	8/8/2000	Grab	Soil	0 1 NA	Pad 66, Plot 242	Inorganics	Thallium	0.44	mg/kg	B	J	J	0.57	
WBG-231	WBG4108	10/21/2000	Grab	Surface Soil	0 1 FT		Inorganics	Thallium	0.43	mg/kg	B	J	J	0.66	
WBG-232	WBG4111	10/22/2000	Grab	Surface Soil	0 1 FT		Inorganics	Thallium	0.43	mg/kg	B	J	J	0.58	I02
WBG-277	WBG4232	10/24/2000	Grab	Surface Soil	0 1 FT		Inorganics	Thallium	0.43	mg/kg	B	J	J	0.63	E03
WBGss-322	WB1003	8/8/2000	Grab	Soil	0 1 NA	Pad 38, Plot 30	Inorganics	Thallium	0.43	mg/kg	B	J	J	0.58	
WBG-239	WBG4136	10/21/2000	Grab	Surface Soil	0 1 FT		Inorganics	Thallium	0.42	mg/kg	B	J	J	0.62	
WBG-257	WBG4196	10/30/2000	Grab	Surface Soil	0 1 FT		Inorganics	Thallium	0.42	mg/kg	B	J	J	0.58	E03
WBGss-325	WB1004	8/8/2000	Grab	Soil	0 1 NA	Pad 38, Plot 135	Inorganics	Thallium	0.42	mg/kg	B	J	J	0.56	
WBG-243	WBG4150	10/21/2000	Grab	Surface Soil	0 1 FT		Inorganics	Thallium	0.41	mg/kg	B	J	J	0.6	
WBG-281	WBG4236	10/24/2000	Grab	Surface Soil	0 1 FT		Inorganics	Thallium	0.41	mg/kg	B	J	J	0.6	E03
WBG-235	WBG4122	10/19/2000	Grab	Surface Soil	0 1 FT		Inorganics	Thallium	0.4	mg/kg	B	J	J	0.61	
WBGss-352	WB3021	8/9/2000	Grab	Soil	0 1 NA	Pad 58, Plot 234/235	Inorganics	Thallium	0.4	mg/kg	B	J	J	0.57	I02
WBG-268	WBG4223	11/1/2000	Grab	Surface Soil	0 1 FT		Inorganics	Thallium	0.39	mg/kg	B	J	J	0.68	E03
WBG-273	WBG4228	11/1/2000	Grab	Surface Soil	0 1 FT		Inorganics	Thallium	0.39	mg/kg	B	J	J	0.68	E03
WBG-292	WBG4247	10/31/2000	Grab	Surface Soil	0 1 FT		Inorganics	Thallium	0.39	mg/kg	B	J	J	0.67	E03
WBGss-326	WB1001	8/8/2000	Grab	Soil	0 1 NA	Pad 38, Plot 154	Inorganics	Thallium	0.39	mg/kg	B	J	J	0.58	
WBG-224	WBG4085	10/20/2000	Grab	Surface Soil	0 1 FT		Inorganics	Thallium	0.38	mg/kg	B	J	J	0.65	
WBG-240	WBG4139	10/21/2000	Grab	Surface Soil	0 1 FT		Inorganics	Thallium	0.38	mg/kg	B	J	J	0.61	
WBG-230	WBG4105	10/20/2000	Grab	Surface Soil	0 1 FT		Inorganics	Thallium	0.37	mg/kg	B	J	J	0.64	
WBG-264	WBG4219	10/30/2000	Grab	Surface Soil	0 1 FT		Inorganics	Thallium	0.37	mg/kg	B	J	J	0.64	E03
WBG-234	WBG4119	10/19/2000	Grab	Surface Soil	0 1 FT		Inorganics	Thallium	0.36	mg/kg	B	J	J	0.58	
WBG-210	WBG4041	10/30/2000	Grab	Surface Soil	0 1 FT		Inorganics	Thallium	0.35	mg/kg	B	J	J	0.59	E03
WBG-241	WBG4142	10/21/2000	Grab	Surface Soil	0 1 FT		Inorganics	Thallium	0.35	mg/kg	B	J	J	0.6	
WBG-229	WBG4102	10/21/2000	Grab	Surface Soil	0 1 FT		Inorganics	Thallium	0.34	mg/kg	B	J	J	0.64	
WBG-283	WBG4238	10/31/2000	Grab	Surface Soil	0 1 FT		Inorganics	Thallium	0.34	mg/kg	B	J	J	0.62	
WBG-284	WBG4239	10/31/2000	Grab	Surface Soil	0 1 FT		Inorganics	Thallium	0.34	mg/kg	B	J	J	0.65	E03
WBGss-359	WB3027	8/9/2000	Grab	Soil	0 1 NA	Pad 59, Plot 108	Inorganics	Thallium	0.34	mg/kg	B Wa	J	J	0.58	E03,I02
WBG-262	WBG4213	11/1/2000	Grab	Surface Soil	0 1 FT		Inorganics	Thallium	0.31	mg/kg	B	J	J	0.6	
WBG-287	WBG4242	10/31/2000	Grab	Surface Soil	0 1 FT		Inorganics	Thallium	0.31	mg/kg	B	J	J	0.65	E03
WBG-291	WBG4246	10/31/2000	Grab	Surface Soil	0 1 FT		Inorganics	Thallium	0.31	mg/kg	B	J	J	0.58	E03
WBG-265	WBG4220	10/30/2000	Grab	Surface Soil	0 1 FT		Inorganics	Thallium	0.29	mg/kg	B	J	J	0.61	E03
WBG-270	WBG4225	11/1/2000	Grab	Surface Soil	0 1 FT		Inorganics	Thallium	0.29	mg/kg	B	J	J	0.63	
WBG-280	WBG4235	10/30/2000	Grab	Surface Soil	0 1 FT		Inorganics	Thallium	0.29	mg/kg	B	J	J	0.63	E03
WBG-285	WBG4240	10/31/2000	Grab	Surface Soil	0 1 FT		Inorganics	Thallium	0.29	mg/kg	B	J	J	0.62	E03
WBG-272	WBG4227	11/1/2000	Grab	Surface Soil	0 1 FT		Inorganics	Thallium	0.27	mg/kg	B	J	J	0.61	E03
WBG-223	WBG4082	10/20/2000	Grab	Surface Soil	0 1 FT		Inorganics	Thallium	0.26	mg/kg	B Wa	J	J	0.59	E03

Station	Sample ID	Date Collected	Sample Type	Media	Depth		Sample Comment	Analysis	Chemical	Results	Units	Lab Qual	Data Qual	Qual	Detection Limit	Validation Code
WBG-271	WBG4226	11/1/2000	Grab	Surface Soil	0	1 FT		Inorganics	Thallium	0.26	mg/kg	B	J	J	0.66	E03
WBG-288	WBG4243	10/31/2000	Grab	Surface Soil	0	1 FT		Inorganics	Thallium	0.26	mg/kg	B	J	J	0.66	E03
WBG-290	WBG4245	10/31/2000	Grab	Surface Soil	0	1 FT		Inorganics	Thallium	0.25	mg/kg	B	J	J	0.64	E03
WBG-279	WBG4234	10/31/2000	Grab	Surface Soil	0	1 FT		Inorganics	Thallium	0.24	mg/kg	B	J	J	0.63	E03
WBG-293	WBG4248	10/31/2000	Grab	Surface Soil	0	1 FT		Inorganics	Thallium	0.24	mg/kg	B	J	J	0.63	E03
WBG-289	WBG4244	10/31/2000	Grab	Surface Soil	0	1 FT		Inorganics	Thallium	0.22	mg/kg	B	J	J	0.61	E03
WBG-286	WBG4241	10/31/2000	Grab	Surface Soil	0	1 FT		Inorganics	Thallium	0.21	mg/kg	B	J	J	0.63	E03
WBG-282	WBG4237	10/31/2000	Grab	Surface Soil	0	1 FT		Inorganics	Thallium	0.17	mg/kg	B Wa	J	J	0.62	E03
WBGss-134	WB0723	4/21/1998	Grab Composite	Surface Soil	0	1 FT		Inorganics	Thallium	1.2	mg/kg		U	U	0.61	F07
WBGss-131	WB0720	4/21/1998	Grab Composite	Surface Soil	0	1 FT		Inorganics	Thallium	1	mg/kg		U	U	0.61	F07
WBGss-153	WB0742	5/6/1998	Grab Composite	Surface Soil	0	1 FT		Inorganics	Thallium	1	mg/kg	U	U	U	1	
WBGss-171	WB0882	5/4/1998	Grab Composite	Surface Soil	0	1 FT		Inorganics	Thallium	0.93	mg/kg		U	U	0.61	F07
WBGss-193	WB0932	5/7/1998	Grab	Surface Soil	0	1 FT		Inorganics	Thallium	0.72	mg/kg	U	U	U	0.72	
WBGss-118	WB0707	4/22/1998	Grab Composite	Surface Soil	0	1 FT		Inorganics	Thallium	0.7	mg/kg	U	U	U	0.7	
WBGss-132	WB0721	4/21/1998	Grab Composite	Surface Soil	0	1 FT		Inorganics	Thallium	0.7	mg/kg	U	U	U	0.7	
WBGss-140	WB0729	4/22/1998	Grab Composite	Surface Soil	0	1 FT		Inorganics	Thallium	0.7	mg/kg	U	U	U	0.7	
WBGss-170	WB0881	5/4/1998	Grab Composite	Surface Soil	0	1 FT		Inorganics	Thallium	0.69	mg/kg	U	U	U	0.69	
WBGss-137	WB0726	4/22/1998	Grab Composite	Surface Soil	0	1 FT		Inorganics	Thallium	0.68	mg/kg	U	U	U	0.68	
WBGss-175	WB0887	5/4/1998	Grab Composite	Surface Soil	0	1 FT		Inorganics	Thallium	0.68	mg/kg	U	U	U	0.68	
WBGss-178	WB0890	5/4/1998	Grab Composite	Surface Soil	0	1 FT		Inorganics	Thallium	0.68	mg/kg	U	U	U	0.68	
WBGss-133	WB0722	4/21/1998	Grab Composite	Surface Soil	0	1 FT		Inorganics	Thallium	0.67	mg/kg	U	U	U	0.67	
WBGss-120	WB0709	4/22/1998	Grab Composite	Surface Soil	0	1 FT		Inorganics	Thallium	0.66	mg/kg	U	U	U	0.66	
WBGss-136	WB0725	4/22/1998	Grab Composite	Surface Soil	0	1 FT		Inorganics	Thallium	0.66	mg/kg	U	U	U	0.66	
WBGss-139	WB0728	4/22/1998	Grab Composite	Surface Soil	0	1 FT		Inorganics	Thallium	0.66	mg/kg	U	U	U	0.66	
WBGss-141	WB0730	4/22/1998	Grab Composite	Surface Soil	0	1 FT		Inorganics	Thallium	0.66	mg/kg	U	U	U	0.66	
WBGss-129	WB0718	4/22/1998	Grab Composite	Surface Soil	0	1 FT		Inorganics	Thallium	0.65	mg/kg	U	U	U	0.65	
WBGss-179	WB0891	5/4/1998	Grab Composite	Surface Soil	0	1 FT		Inorganics	Thallium	0.65	mg/kg	U	U	U	0.65	
WBGss-187	WB0912	5/6/1998	Grab	Surface Soil	0	1 FT		Inorganics	Thallium	0.64	mg/kg	U	U	U	0.64	
WBGss-188	WB0913	5/6/1998	Grab	Surface Soil	0	1 FT		Inorganics	Thallium	0.64	mg/kg	U	U	U	0.64	
WBGss-122	WB0711	4/22/1998	Grab Composite	Surface Soil	0	1 FT		Inorganics	Thallium	0.64	mg/kg	U	U	U	0.64	
WBGss-142	WB0731	4/22/1998	Grab Composite	Surface Soil	0	1 FT		Inorganics	Thallium	0.64	mg/kg	U	U	U	0.64	
WBGss-174	WB0886	4/26/1998	Grab	Surface Soil	0	1 FT	ARCHIVED	Inorganics	Thallium	0.63	mg/kg	U	U	U	0.63	
WBGss-176	WB0888	4/26/1998	Grab	Surface Soil	0	1 FT	ARCHIVED	Inorganics	Thallium	0.63	mg/kg	U	U	U	0.63	
WBGss-194	WB0935	5/7/1998	Grab	Surface Soil	0	1 FT		Inorganics	Thallium	0.63	mg/kg	U	U	U	0.63	
WBGss-119	WB0708	4/22/1998	Grab Composite	Surface Soil	0	1 FT		Inorganics	Thallium	0.63	mg/kg	U	U	U	0.63	
WBGss-168	WB0768	4/29/1998	Grab	Surface Soil	0	1 FT		Inorganics	Thallium	0.62	mg/kg	U	U	U	0.62	
WBGss-189	WB0914	5/6/1998	Grab	Surface Soil	0	1 FT		Inorganics	Thallium	0.61	mg/kg	U	U	U	0.61	
WBGss-130	WB0719	4/22/1998	Grab Composite	Surface Soil	0	1 FT		Inorganics	Thallium	0.61	mg/kg	U	U	U	0.61	
WBGss-177	WB0889	5/4/1998	Grab Composite	Surface Soil	0	1 FT		Inorganics	Thallium	0.61	mg/kg	U	U	U	0.61	
WBGss-169	WB0884	4/26/1998	Grab	Surface Soil	0	1 FT		Inorganics	Thallium	0.6	mg/kg	U	U	U	0.6	
WBGss-173	WB0885	4/26/1998	Grab	Surface Soil	0	1 FT	ARCHIVED	Inorganics	Thallium	0.6	mg/kg	U	U	U	0.6	
WBGss-117	WB0706	4/22/1998	Grab Composite	Surface Soil	0	1 FT		Inorganics	Thallium	0.6	mg/kg	U	U	U	0.6	
WBGss-172	WB0883	5/4/1998	Grab Composite	Surface Soil	0	1 FT		Inorganics	Thallium	0.6	mg/kg	U	U	U	0.6	
WBGss-123	WB0712	4/22/1998	Grab Composite	Surface Soil	0	1 FT		Inorganics	Thallium	0.59	mg/kg	U	U	U	0.59	
WBGss-128	WB0717	4/22/1998	Grab Composite	Surface Soil	0	1 FT		Inorganics	Thallium	0.59	mg/kg	U	U	U	0.59	
WBGss-138	WB0727	4/22/1998	Grab Composite	Surface Soil	0	1 FT		Inorganics	Thallium	0.59	mg/kg	U	U	U	0.59	
WBGss-135	WB0724	4/21/1998	Grab Composite	Surface Soil	0	1 FT		Inorganics	Thallium	0.58	mg/kg	U	U	U	0.58	
WBGss-143	WB0732	4/22/1998	Grab Composite	Surface Soil	0	1 FT		Inorganics	Thallium	0.57	mg/kg	U	U	U	0.57	
WBGss-154	WB0743	5/6/1998	Grab Composite	Surface Soil	0	1 FT		Inorganics	Thallium	0.5	mg/kg	U	U	U	0.5	
WBGss-116	WB0705	4/23/1998	Grab Composite	Surface Soil	0	1 FT		Inorganics	Thallium	0.71	mg/kg	U	UJ	UJ	0.71	D05,I02
WBGss-144	WB0733	4/23/1998	Grab Composite	Surface Soil	0	1 FT		Inorganics	Thallium	0.68	mg/kg	U	UJ	UJ	0.68	D05
WBGss-109	WB0698	4/23/1998	Grab Composite	Surface Soil	0	1 FT		Inorganics	Thallium	0.67	mg/kg	U	UJ	UJ	0.67	D05
WBGss-145	WB0734	4/23/1998	Grab Composite	Surface Soil	0	1 FT		Inorganics	Thallium	0.66	mg/kg	U	UJ	UJ	0.66	D05
WBGss-100	WB0689	4/23/1998	Grab Composite	Surface Soil	0	1 FT		Inorganics	Thallium	0.63	mg/kg	U	UJ	UJ	0.63	D05,I02
WBGss-101	WB0690	4/23/1998	Grab Composite	Surface Soil	0	1 FT		Inorganics	Thallium	0.63	mg/kg	U	UJ	UJ	0.63	D05,I02
WBGss-103	WB0692	4/23/1998	Grab Composite	Surface Soil	0	1 FT		Inorganics	Thallium	0.63	mg/kg	U	UJ	UJ	0.63	D05,I02
WBGss-105	WB0694	4/23/1998	Grab Composite	Surface Soil	0	1 FT		Inorganics	Thallium	0.63	mg/kg	U	UJ	UJ	0.63	D05,I02
WBGss-108	WB0697	4/23/1998	Grab Composite	Surface Soil	0	1 FT		Inorganics	Thallium	0.63	mg/kg	U	UJ	UJ	0.63	D05,I02
WBGss-110	WB0699	4/23/1998	Grab Composite	Surface Soil	0	1 FT		Inorganics	Thallium	0.63	mg/kg	U	UJ	UJ	0.63	D05,I02
WBGss-147	WB0736	4/23/1998	Grab Composite	Surface Soil	0	1 FT		Inorganics	Thallium	0.63	mg/kg	U	UJ	UJ	0.63	D05
WBGss-112	WB0701	4/23/1998	Grab Composite	Surface Soil	0	1 FT		Inorganics	Thallium	0.62	mg/kg	U	UJ	UJ	0.62	D05,I02
WBGss-148	WB0737	4/23/1998	Grab Composite	Surface Soil	0	1 FT		Inorganics	Thallium	0.62	mg/kg	U	UJ	UJ	0.62	D05
WBGss-149	WB0738	4/23/1998	Grab Composite	Surface Soil	0	1 FT		Inorganics	Thallium	0.62	mg/kg	U	UJ	UJ	0.62	D05
WBGss-104	WB0693	4/23/1998	Grab Composite	Surface Soil	0	1 FT		Inorganics	Thallium	0.61	mg/kg	U	UJ	UJ	0.61	D05,I02
WBGss-106	WB0695	4/23/1998	Grab Composite	Surface Soil	0	1 FT		Inorganics	Thallium	0.61	mg/kg	U	UJ	UJ	0.61	D05,I02
WBGss-114	WB0703	4/23/1998	Grab Composite	Surface Soil	0	1 FT		Inorganics	Thallium	0.61	mg/kg	U	UJ	UJ	0.61	D05,I02
WBGss-115	WB0704	4/23/1998	Grab Composite	Surface Soil	0	1 FT		Inorganics	Thallium	0.61	mg/kg	U	UJ	UJ	0.61	D05,I02
WBGss-150	WB0739	4/23/1998	Grab Composite	Surface Soil	0	1 FT		Inorganics	Thallium	0.61	mg/kg	U	UJ	UJ	0.61	D05
WBGss-107	WB0696	4/23/1998	Grab Composite	Surface Soil	0	1 FT		Inorganics	Thallium	0.6	mg/kg	U	UJ	UJ	0.6	D05,I02
WBGss-111	WB0700	4/23/1998	Grab Composite	Surface Soil	0	1 FT		Inorganics	Thallium	0.6	mg/kg	U	UJ	UJ	0.6	D05,I02
WBGss-102	WB0691	4/23/1998	Grab Composite	Surface Soil	0	1 FT		Inorganics	Thallium	0.59	mg/kg	U	UJ	UJ	0.59	D05,I02
WBGss-113	WB0702	4/23/1998	Grab Composite	Surface Soil	0	1 FT		Inorganics	Thallium	0.57	mg/kg	U	UJ	UJ	0.57	D05
WBGss-146	WB0735	4/23/1998	Grab Composite	Surface Soil	0	1 FT		Inorganics	Thallium	0.56	mg/kg	U	UJ	UJ	0.56	D05
WBG-209	WBG4038	10/18/2000	Grab	Surface Soil	0	1 FT		Inorganics	Vanadium	35.6	mg/kg		=	=	6.7	
WBGss-174	WB0886	4/26/1998	Grab	Surface Soil	0	1 FT	ARCHIVED	Inorganics	Vanadium	34	mg/kg		=	=	6.3	
WBG-243	WBG4150	10/21/2000	Grab	Surface Soil	0	1 FT		Inorganics	Vanadium	33.1	mg/kg		=	=	6	
WBGss-140	WB0729	4/22/1998	Grab Composite	Surface Soil	0	1 FT		Inorganics	Vanadium	31.8	mg/kg		=	=	7	
WBGss-147	WB0736	4/23/1998	Grab Composite	Surface Soil	0	1 FT		Inorganics	Vanadium	31.7	mg/kg		=	=	6.3	
WBG-251	WBG4176	10/23/2000	Grab	Surface Soil	0	1 FT		Inorganics	Vanadium	31.5	mg/kg		=	=	6.5	
WBG-275	WBG4230	10/24/2000	Grab	Surface Soil	0	1 FT		Inorganics	Vanadium	31.2	mg/kg		=	=	6.3	
WBG-226	WBG4091	10/20/2000	Grab	Surface Soil	0	1 FT		Inorganics	Vanadium	31	mg/kg		=	=	6	
WBG-278	WBG4233	10/24/2000	Grab	Surface Soil	0	1 FT		Inorganics	Vanadium	31	mg/kg		=	=	6.5	
WBG-227	WBG4094	10/22/2000	Grab	Surface Soil	0	1 FT		Inorganics	Vanadium	30.9	mg/kg		=	=	6.3	
WBG-240	WBG4139	10/21/2000	Grab	Surface Soil	0	1 FT		Inorganics	Vanadium	30.9	mg/kg		=	=	6.1	
WBG-238	WBG4133	10/21/2000	Grab	Surface Soil	0	1 FT		Inorganics	Vanadium	30.8	mg/kg		=	=	6.5	
WBG-204	WBG4023	10/18/2000	Grab	Surface Soil	0	1 FT		Inorganics	Vanadium	30.2	mg/kg		=	=	6.1	
WBG-242	WBG4145	10/22/2000	Grab	Surface Soil	0	1 FT		Inorganics	Vanadium	30.2	mg/kg		=	=	6.2	
WBG-230	WBG4105	10/20/2000	Grab	Surface Soil	0	1 FT		Inorganics	Vanadium	29.6	mg/kg		=	=	6.4	
WBGss-118	WB0707	4/22/1998	Grab Composite	Surface Soil	0	1 FT		Inorganics	Vanadium	29.3	mg/kg		=	=	7	
WBGss-362	WB3025	8/9/2000	Grab	Soil	0	1 NA	Pad 59, Plot 140	Inorganics	Vanadium	29.2	mg/kg		=	=	5.9	
WBGss-388	WB2017	8/8/2000	Grab	Soil	0	1 NA	Pad 66, Plot 226	Inorganics	Vanadium	29.2	mg/kg		=	=	6	
WBG-239	WBG4136	10/21/2000	Grab	Surface Soil	0	1 FT		Inorganics	Vanadium	29	mg/kg		=	=	6.2	
WBG-245	WBG4156	10/23/2000	Grab	Surface Soil	0	1 FT		Inorganics	Vanadium	28.9	mg/kg		=	=	6.2	

Station	Sample ID	Date Collected	Sample Type	Media	Depth		Sample Comment	Analysis	Chemical	Results	Units	Lab Qual	Data Qual	Qual	Detection Limit	Validation Code
WBGss-179	WB0891	5/4/1998	Grab Composite	Surface Soil	0	1 FT		Inorganics	Vanadium	28.8	mg/kg		=	=	6.5	
WBG-214	WBG4055	10/18/2000	Grab	Surface Soil	0	1 FT		Inorganics	Vanadium	28.5	mg/kg		=	=	6.6	
WBG-207	WBG4032	10/18/2000	Grab	Surface Soil	0	1 FT		Inorganics	Vanadium	28.3	mg/kg		=	=	6.4	
WBG-268	WBG4223	11/1/2000	Grab	Surface Soil	0	1 FT		Inorganics	Vanadium	28	mg/kg		=	=	6.8	
WBGss-175	WB0887	5/4/1998	Grab Composite	Surface Soil	0	1 FT		Inorganics	Vanadium	28	mg/kg		=	=	6.8	
WBGss-314	WB1007	8/8/2000	Grab	Soil	0	1 NA	Pad 37, Plot 265	Inorganics	Vanadium	27.9	mg/kg		=	=	5.7	
WBGss-334	WB1005	8/8/2000	Grab	Soil	0	1 NA	Pad 38, Plot 295	Inorganics	Vanadium	27.9	mg/kg		=	=	6	
WBGss-116	WB0705	4/23/1998	Grab Composite	Surface Soil	0	1 FT		Inorganics	Vanadium	27.9	mg/kg		=	=	7.1	
WBGss-308	WB1008	8/8/2000	Grab	Soil	0	1 NA	Pad 37, Plot 130	Inorganics	Vanadium	27.4	mg/kg		=	=	5.9	
WBGss-144	WB0733	4/23/1998	Grab Composite	Surface Soil	0	1 FT		Inorganics	Vanadium	27.4	mg/kg		=	=	6.8	
WBG-274	WBG4229	10/24/2000	Grab	Surface Soil	0	1 FT		Inorganics	Vanadium	27.3	mg/kg		=	=	6.3	
WBGss-194	WB0935	5/7/1998	Grab	Surface Soil	0	1 FT		Inorganics	Vanadium	27.3	mg/kg		=	=	6.3	
WBG-199	WBG4006	10/17/2000	Grab	Surface Soil	0	1 FT		Inorganics	Vanadium	27.2	mg/kg		=	=	6.5	
WBG-276	WBG4231	10/24/2000	Grab	Surface Soil	0	1 FT		Inorganics	Vanadium	27	mg/kg		=	=	6.1	
WBGss-131	WB0720	4/21/1998	Grab Composite	Surface Soil	0	1 FT		Inorganics	Vanadium	26.9	mg/kg		=	=	6.1	
WBG-206	WBG4029	10/18/2000	Grab	Surface Soil	0	1 FT		Inorganics	Vanadium	26.7	mg/kg		=	=	5.9	
WBG-215	WBG4058	10/18/2000	Grab	Surface Soil	0	1 FT		Inorganics	Vanadium	26.4	mg/kg		=	=	6.6	
WBG-267	WBG4222	10/24/2000	Grab	Surface Soil	0	1 FT		Inorganics	Vanadium	26.4	mg/kg		=	=	6.2	
WBG-224	WBG4085	10/20/2000	Grab	Surface Soil	0	1 FT		Inorganics	Vanadium	26.3	mg/kg		=	=	6.5	
WBG-269	WBG4224	10/24/2000	Grab	Surface Soil	0	1 FT		Inorganics	Vanadium	26.2	mg/kg		=	=	6.3	
WBGss-299	WB1009	8/8/2000	Grab	Soil	0	1 NA	Pad 37, Plot 11	Inorganics	Vanadium	26.1	mg/kg		=	=	5.8	
WBGss-128	WB0717	4/22/1998	Grab Composite	Surface Soil	0	1 FT		Inorganics	Vanadium	26.1	mg/kg		=	=	5.9	
WBGss-122	WB0711	4/22/1998	Grab Composite	Surface Soil	0	1 FT		Inorganics	Vanadium	26	mg/kg		=	=	6.4	
WBG-231	WBG4108	10/21/2000	Grab	Surface Soil	0	1 FT		Inorganics	Vanadium	25.6	mg/kg		=	=	6.6	
WBG-262	WBG4213	11/1/2000	Grab	Surface Soil	0	1 FT		Inorganics	Vanadium	25.3	mg/kg		=	=	6	
WBG-250	WBG4173	10/23/2000	Grab	Surface Soil	0	1 FT		Inorganics	Vanadium	25.2	mg/kg		=	=	6.2	
WBG-286	WBG4241	10/31/2000	Grab	Surface Soil	0	1 FT		Inorganics	Vanadium	25.2	mg/kg		=	=	6.3	
WBG-285	WBG4240	10/31/2000	Grab	Surface Soil	0	1 FT		Inorganics	Vanadium	25	mg/kg		=	=	6.2	
WBGss-178	WB0890	5/4/1998	Grab Composite	Surface Soil	0	1 FT		Inorganics	Vanadium	24.9	mg/kg		=	=	6.8	
WBGss-359	WB3027	8/9/2000	Grab	Soil	0	1 NA	Pad 59, Plot 108	Inorganics	Vanadium	24.7	mg/kg		=	=	5.8	
WBGss-137	WB0726	4/22/1998	Grab Composite	Surface Soil	0	1 FT		Inorganics	Vanadium	24.6	mg/kg		=	=	6.8	
WBGss-139	WB0728	4/22/1998	Grab Composite	Surface Soil	0	1 FT		Inorganics	Vanadium	24.6	mg/kg		=	=	6.6	
WBGss-169	WB0884	4/26/1998	Grab	Surface Soil	0	1 FT		Inorganics	Vanadium	24.3	mg/kg		=	=	6	
WBGss-145	WB0734	4/23/1998	Grab Composite	Surface Soil	0	1 FT		Inorganics	Vanadium	24.3	mg/kg		=	=	6.6	
WBG-282	WBG4237	10/31/2000	Grab	Surface Soil	0	1 FT		Inorganics	Vanadium	24.1	mg/kg		=	=	6.2	
WBG-223	WBG4082	10/20/2000	Grab	Surface Soil	0	1 FT		Inorganics	Vanadium	24	mg/kg		=	=	5.9	
WBG-273	WBG4228	11/1/2000	Grab	Surface Soil	0	1 FT		Inorganics	Vanadium	24	mg/kg		=	=	6.8	
WBGss-189	WB0914	5/6/1998	Grab	Surface Soil	0	1 FT		Inorganics	Vanadium	24	mg/kg		=	=	6.1	
WBG-213	WBG4052	10/18/2000	Grab	Surface Soil	0	1 FT		Inorganics	Vanadium	23.9	mg/kg		=	=	6.3	
WBGss-136	WB0725	4/22/1998	Grab Composite	Surface Soil	0	1 FT		Inorganics	Vanadium	23.9	mg/kg		=	=	6.6	
WBGss-171	WB0882	5/4/1998	Grab Composite	Surface Soil	0	1 FT		Inorganics	Vanadium	23.9	mg/kg		=	=	6.1	
WBG-258	WBG4201	11/1/2000	Grab	Surface Soil	0	1 FT		Inorganics	Vanadium	23.8	mg/kg		=	=	6.2	
WBGss-105	WB0694	4/23/1998	Grab Composite	Surface Soil	0	1 FT		Inorganics	Vanadium	23.7	mg/kg		=	=	6.3	
WBGss-188	WB0913	5/6/1998	Grab	Surface Soil	0	1 FT		Inorganics	Vanadium	23.6	mg/kg		=	=	6.4	
WBGss-129	WB0718	4/22/1998	Grab Composite	Surface Soil	0	1 FT		Inorganics	Vanadium	23.5	mg/kg		=	=	6.5	
WBGss-132	WB0721	4/21/1998	Grab Composite	Surface Soil	0	1 FT		Inorganics	Vanadium	23.4	mg/kg		=	=	7	
WBGss-371	WB3026	8/9/2000	Grab	Soil	0	1 NA	Pad 59, Plot 253	Inorganics	Vanadium	23.2	mg/kg		=	=	6	
WBGss-120	WB0709	4/22/1998	Grab Composite	Surface Soil	0	1 FT		Inorganics	Vanadium	23.2	mg/kg		=	=	6.6	
WBGss-153	WB0742	5/6/1998	Grab Composite	Surface Soil	0	1 FT		Inorganics	Vanadium	23.2	mg/kg		=	=	5	
WBG-233	WBG4116	10/20/2000	Grab	Surface Soil	0	1 FT		Inorganics	Vanadium	23.1	mg/kg		=	=	6.1	
WBGss-112	WB0701	4/23/1998	Grab Composite	Surface Soil	0	1 FT		Inorganics	Vanadium	22.8	mg/kg		=	=	6.2	
WBGss-101	WB0690	4/23/1998	Grab Composite	Surface Soil	0	1 FT		Inorganics	Vanadium	22.7	mg/kg		=	=	6.3	
WBG-247	WBG4162	10/22/2000	Grab	Surface Soil	0	1 FT		Inorganics	Vanadium	22.6	mg/kg		=	=	6.3	
WBGss-109	WB0698	4/23/1998	Grab Composite	Surface Soil	0	1 FT		Inorganics	Vanadium	22.5	mg/kg		=	=	6.7	
WBGss-324	WB1002	8/8/2000	Grab	Soil	0	1 NA	Pad 38, Plot 126	Inorganics	Vanadium	22.4	mg/kg		=	=	5.8	
WBGss-390	WB2018	8/8/2000	Grab	Soil	0	1 NA	Pad 66, Plot 243	Inorganics	Vanadium	22.4	mg/kg		=	=	5.9	
WBGss-172	WB0883	5/4/1998	Grab Composite	Surface Soil	0	1 FT		Inorganics	Vanadium	22.4	mg/kg		=	=	6	
WBG-272	WBG4227	11/1/2000	Grab	Surface Soil	0	1 FT		Inorganics	Vanadium	22.2	mg/kg		=	=	6.1	
WBGss-133	WB0722	4/21/1998	Grab Composite	Surface Soil	0	1 FT		Inorganics	Vanadium	22.2	mg/kg		=	=	6.7	
WBG-200	WBG4009	10/17/2000	Grab	Surface Soil	0	1 FT		Inorganics	Vanadium	22	mg/kg		=	=	6.2	
WBGss-134	WB0723	4/21/1998	Grab Composite	Surface Soil	0	1 FT		Inorganics	Vanadium	22	mg/kg		=	=	6.1	
WBGss-148	WB0737	4/23/1998	Grab Composite	Surface Soil	0	1 FT		Inorganics	Vanadium	22	mg/kg		=	=	6.2	
WBGss-187	WB0912	5/6/1998	Grab	Surface Soil	0	1 FT		Inorganics	Vanadium	21.9	mg/kg		=	=	6.4	
WBG-271	WBG4226	11/1/2000	Grab	Surface Soil	0	1 FT		Inorganics	Vanadium	21.8	mg/kg		=	=	6.6	
WBG-203	WBG4018	10/22/2000	Grab	Surface Soil	0	1 FT		Inorganics	Vanadium	21.7	mg/kg		=	=	5.8	
WBG-283	WBG4238	10/31/2000	Grab	Surface Soil	0	1 FT		Inorganics	Vanadium	21.6	mg/kg		=	=	6.2	
WBGss-193	WB0932	5/7/1998	Grab	Surface Soil	0	1 FT		Inorganics	Vanadium	21.6	mg/kg		=	=	7.2	
WBG-208	WBG4035	10/18/2000	Grab	Surface Soil	0	1 FT		Inorganics	Vanadium	21.5	mg/kg		=	=	6.2	
WBG-292	WBG4247	10/31/2000	Grab	Surface Soil	0	1 FT		Inorganics	Vanadium	21.5	mg/kg		=	=	6.7	
WBGss-352	WB3021	8/9/2000	Grab	Soil	0	1 NA	Pad 58, Plot 234/235	Inorganics	Vanadium	21.5	mg/kg		=	=	5.7	
WBG-270	WBG4225	11/1/2000	Grab	Surface Soil	0	1 FT		Inorganics	Vanadium	21.4	mg/kg		=	=	6.3	
WBG-237	WBG4128	10/22/2000	Grab	Surface Soil	0	1 FT		Inorganics	Vanadium	21.3	mg/kg		=	=	6.2	
WBG-246	WBG4159	10/23/2000	Grab	Surface Soil	0	1 FT		Inorganics	Vanadium	21.3	mg/kg		=	=	6.2	
WBGss-347	WB3023	8/9/2000	Grab	Soil	0	1 NA	Pad 58, Plot 158	Inorganics	Vanadium	21.3	mg/kg		=	=	5.8	
WBG-297	WBG4316	11/2/2000	Grab	Surface Soil	0	1 FT		Inorganics	Vanadium	21.2	mg/kg		=	=	6.2	
WBG-287	WBG4242	10/31/2000	Grab	Surface Soil	0	1 FT		Inorganics	Vanadium	21.1	mg/kg		=	=	6.5	
WBGss-143	WB0732	4/22/1998	Grab Composite	Surface Soil	0	1 FT		Inorganics	Vanadium	21.1	mg/kg		=	=	5.7	
WBGss-313	WB1006	8/8/2000	Grab	Soil	0	1 NA	Pad 37, Plot 236	Inorganics	Vanadium	21	mg/kg		=	=	6.2	
WBGss-119	WB0708	4/22/1998	Grab Composite	Surface Soil	0	1 FT		Inorganics	Vanadium	21	mg/kg		=	=	6.3	
WBG-241	WBG4142	10/21/2000	Grab	Surface Soil	0	1 FT		Inorganics	Vanadium	20.8	mg/kg		=	=	6	
WBGss-389	WB2016	8/8/2000	Grab	Soil	0	1 NA	Pad 66, Plot 242	Inorganics	Vanadium	20.8	mg/kg		=	=	5.7	
WBGss-108	WB0697	4/23/1998	Grab Composite	Surface Soil	0	1 FT		Inorganics	Vanadium	20.7	mg/kg		=	=	6.3	
WBG-253	WBG4184	10/17/2000	Grab	Surface Soil	0	1 FT		Inorganics	Vanadium	20.6	mg/kg		=	=	5.9	
WBG-296	WBG4315	11/2/2000	Grab	Surface Soil	0	1 FT		Inorganics	Vanadium	20.5	mg/kg		=	=	6.2	
WBGss-322	WB1003	8/8/2000	Grab	Soil	0	1 NA	Pad 38, Plot 30	Inorganics	Vanadium	20.5	mg/kg		=	=	5.8	
WBGss-346	WB3022	8/9/2000	Grab	Soil	0	1 NA	Pad 58, Plot 156	Inorganics	Vanadium	20.5	mg/kg		=	=	5.7	
WBGss-107	WB0696	4/23/1998	Grab Composite	Surface Soil	0	1 FT		Inorganics	Vanadium	20.4	mg/kg		=	=	6	
WBG-225	WBG4088	10/20/2000	Grab	Surface Soil	0	1 FT		Inorganics	Vanadium	20.3	mg/kg		=	=	6.6	
WBGss-173	WB0885	4/26/1998	Grab	Surface Soil	0	1 FT	ARCHIVED	Inorganics	Vanadium	20.3	mg/kg		=	=	6	
WBGss-326	WB1001	8/8/2000	Grab	Soil	0	1 NA	Pad 38, Plot 154	Inorganics	Vanadium	20.3	mg/kg		=	=	5.8	
WBG-229	WBG4102	10/21/2000	Grab	Surface Soil	0	1 FT		Inorganics	Vanadium	20.2	mg/kg		=	=	6.4	
WBG-277	WBG4232	10/24/2000	Grab	Surface Soil	0	1 FT		Inorganics	Vanadium	20.2	mg/kg		=	=	6.3	
WBGss-115	WB0704	4/23/1998	Grab Composite	Surface Soil	0	1 FT		Inorganics	Vanadium	20.1	mg/kg		=	=	6.1	

Station	Sample ID	Date Collected	Sample Type	Media	Depth	Sample Comment	Analysis	Chemical	Results	Units	Lab Qual	Data Qual	Qual	Detection Limit	Validation Code
WBG-281	WBG4236	10/24/2000	Grab	Surface Soil	0 1 FT		Inorganics	Vanadium	19.9	mg/kg		=	=	6	
WBGss-104	WB0693	4/23/1998	Grab Composite	Surface Soil	0 1 FT		Inorganics	Vanadium	19.8	mg/kg		=	=	6.1	
WBGss-150	WB0739	4/23/1998	Grab Composite	Surface Soil	0 1 FT		Inorganics	Vanadium	19.8	mg/kg		=	=	6.1	
WBGss-110	WB0699	4/23/1998	Grab Composite	Surface Soil	0 1 FT		Inorganics	Vanadium	19.7	mg/kg		=	=	6.3	
WBG-263	WBG4216	11/1/2000	Grab	Surface Soil	0 1 FT		Inorganics	Vanadium	19.6	mg/kg		=	=	6.3	
WBGss-021	WBGSS-021-0478-SO	8/5/1996	Grab Composite	Surface Soil	0 2 FT	Volatile samples collected at 1.5 ft bgs.	Inorganics	Vanadium	19.6	mg/kg		=	=	0.04	
WBGss-113	WB0702	4/23/1998	Grab Composite	Surface Soil	0 1 FT		Inorganics	Vanadium	19.5	mg/kg		=	=	5.7	
WBG-284	WBG4239	10/31/2000	Grab	Surface Soil	0 1 FT		Inorganics	Vanadium	19.2	mg/kg		=	=	6.5	
WBGss-103	WB0692	4/23/1998	Grab Composite	Surface Soil	0 1 FT		Inorganics	Vanadium	19.2	mg/kg		=	=	6.3	
WBGss-066	WBGSS-066-0528-SO	8/9/1996	Grab Composite	Surface Soil	0 2 FT		Inorganics	Vanadium	19.1	mg/kg	*	=	=	0.04	
WBGss-142	WB0731	4/22/1998	Grab Composite	Surface Soil	0 1 FT		Inorganics	Vanadium	18.8	mg/kg		=	=	6.4	
WBG-279	WBG4234	10/31/2000	Grab	Surface Soil	0 1 FT		Inorganics	Vanadium	18.7	mg/kg		=	=	6.3	
WBGss-135	WB0724	4/21/1998	Grab Composite	Surface Soil	0 1 FT		Inorganics	Vanadium	18.7	mg/kg		=	=	5.8	
WBGss-100	WB0689	4/23/1998	Grab Composite	Surface Soil	0 1 FT		Inorganics	Vanadium	18.4	mg/kg		=	=	6.3	
WBGss-344	WB3020	8/9/2000	Grab	Soil	0 1 NA	Pad 58, Plot 104	Inorganics	Vanadium	18.3	mg/kg		=	=	5.8	
WBG-288	WBG4243	10/31/2000	Grab	Surface Soil	0 1 FT		Inorganics	Vanadium	18.2	mg/kg		=	=	6.6	
WBG-290	WBG4245	10/31/2000	Grab	Surface Soil	0 1 FT		Inorganics	Vanadium	18.2	mg/kg		=	=	6.4	
WBG-256	WBG4193	10/17/2000	Grab	Surface Soil	0 1 FT		Inorganics	Vanadium	18.1	mg/kg		=	=	6.1	
WBG-201	WBG4012	10/17/2000	Grab	Surface Soil	0 1 FT		Inorganics	Vanadium	17.9	mg/kg		=	=	6.1	
WBGss-325	WB1004	8/8/2000	Grab	Soil	0 1 NA	Pad 38, Plot 135	Inorganics	Vanadium	17.7	mg/kg		=	=	5.6	
WBGss-111	WB0700	4/23/1998	Grab Composite	Surface Soil	0 1 FT		Inorganics	Vanadium	17.7	mg/kg		=	=	6	
WBG-249	WBG4170	10/23/2000	Grab	Surface Soil	0 1 FT		Inorganics	Vanadium	17.6	mg/kg		=	=	5.6	
WBGss-168	WB0768	4/29/1998	Grab	Surface Soil	0 1 FT		Inorganics	Vanadium	17.6	mg/kg		=	=	6.2	
WBGss-353	WB3024	8/9/2000	Grab	Soil	0 1 NA	Pad 58, Plot 251	Inorganics	Vanadium	17.6	mg/kg		=	=	5.7	
WBGss-114	WB0703	4/23/1998	Grab Composite	Surface Soil	0 1 FT		Inorganics	Vanadium	17.6	mg/kg		=	=	6.1	
WBGss-176	WB0888	4/26/1998	Grab	Surface Soil	0 1 FT	ARCHIVED	Inorganics	Vanadium	17.2	mg/kg		=	=	6.3	
WBGss-117	WB0706	4/22/1998	Grab Composite	Surface Soil	0 1 FT		Inorganics	Vanadium	16.6	mg/kg		=	=	6	
WBG-212	WBG4049	10/18/2000	Grab	Surface Soil	0 1 FT		Inorganics	Vanadium	16.5	mg/kg		=	=	6	
WBGss-076	WBGSS-076-0541-SO	8/9/1996	Grab Composite	Surface Soil	0 2 FT		Inorganics	Vanadium	16.4	mg/kg	*	=	=	0.04	
WBG-205	WBG4026	10/18/2000	Grab	Surface Soil	0 1 FT		Inorganics	Vanadium	16.3	mg/kg		=	=	6.2	
WBG-232	WBG4111	10/22/2000	Grab	Surface Soil	0 1 FT		Inorganics	Vanadium	16.3	mg/kg		=	=	5.8	
WBG-289	WBG4244	10/31/2000	Grab	Surface Soil	0 1 FT		Inorganics	Vanadium	16.3	mg/kg		=	=	6.1	
WBGss-008	WBGSS-008-0463-SO	7/30/1996	Grab Composite	Surface Soil	0 2 FT	VOCs collected from 1.5- 2.0 ft depth.	Inorganics	Vanadium	16	mg/kg		=	=	0.04	
WBGss-177	WB0889	5/4/1998	Grab Composite	Surface Soil	0 1 FT		Inorganics	Vanadium	15.5	mg/kg		=	=	6.1	
WBG-255	WBG4190	10/17/2000	Grab	Surface Soil	0 1 FT		Inorganics	Vanadium	15.3	mg/kg		=	=	6	
WBGss-170	WB0881	5/4/1998	Grab Composite	Surface Soil	0 1 FT		Inorganics	Vanadium	15.1	mg/kg		=	=	6.9	
WBGss-149	WB0738	4/23/1998	Grab Composite	Surface Soil	0 1 FT		Inorganics	Vanadium	14.6	mg/kg		=	=	6.2	
WBG-254	WBG4187	10/16/2000	Grab	Surface Soil	0 1 FT		Inorganics	Vanadium	14.4	mg/kg		=	=	6	
WBGss-102	WB0691	4/23/1998	Grab Composite	Surface Soil	0 1 FT		Inorganics	Vanadium	14.3	mg/kg		=	=	5.9	
WBGss-141	WB0730	4/22/1998	Grab Composite	Surface Soil	0 1 FT		Inorganics	Vanadium	14.1	mg/kg		=	=	6.6	
WBGss-123	WB0712	4/22/1998	Grab Composite	Surface Soil	0 1 FT		Inorganics	Vanadium	14	mg/kg		=	=	5.9	
WBGss-051	WBGSS-051-0509-SO	8/8/1996	Grab Composite	Surface Soil	0 2 FT		Inorganics	Vanadium	13.8	mg/kg	*	=	=	0.04	
WBGss-130	WB0719	4/22/1998	Grab Composite	Surface Soil	0 1 FT		Inorganics	Vanadium	13.7	mg/kg		=	=	6.1	
WBGss-138	WB0727	4/22/1998	Grab Composite	Surface Soil	0 1 FT		Inorganics	Vanadium	13.7	mg/kg		=	=	5.9	
WBGss-072	WBGSS-072-0536-SO	8/9/1996	Grab Composite	Surface Soil	0 2 FT		Inorganics	Vanadium	13.1	mg/kg	*	=	=	0.04	
WBG-235	WBG4122	10/19/2000	Grab	Surface Soil	0 1 FT		Inorganics	Vanadium	12.7	mg/kg		=	=	6.1	
WBGss-031	WBGSS-031-0488-SO	8/7/1996	Grab Composite	Surface Soil	0 2 FT	West of pad #37	Inorganics	Vanadium	12.7	mg/kg		=	=	0.04	
WBGss-146	WB0735	4/23/1998	Grab Composite	Surface Soil	0 1 FT		Inorganics	Vanadium	11.9	mg/kg		=	=	5.6	
WBG-234	WBG4119	10/19/2000	Grab	Surface Soil	0 1 FT		Inorganics	Vanadium	11.6	mg/kg		=	=	5.8	
WBGss-106	WB0695	4/23/1998	Grab Composite	Surface Soil	0 1 FT		Inorganics	Vanadium	11.2	mg/kg		=	=	6.1	
WBG-293	WBG4248	10/31/2000	Grab	Surface Soil	0 1 FT		Inorganics	Vanadium	10.3	mg/kg		=	=	6.3	
WBG-260	WBG4207	10/23/2000	Grab	Surface Soil	0 1 FT		Inorganics	Vanadium	9.5	mg/kg		=	=	5.7	
WBGss-341	WB3019	8/9/2000	Grab	Soil	0 1 NA	Pad 58, Plot 45	Inorganics	Vanadium	8.8	mg/kg		=	=	5.7	
WBG-259	WBG4204	10/23/2000	Grab	Surface Soil	0 1 FT		Inorganics	Vanadium	8.3	mg/kg		=	=	5.7	
WBG-261	WBG4210	10/23/2000	Grab	Surface Soil	0 1 FT		Inorganics	Vanadium	7.1	mg/kg		=	=	6.2	
WBG-264	WBG4219	10/30/2000	Grab	Surface Soil	0 1 FT		Inorganics	Vanadium	30.5	mg/kg		J	J	6.4	I01
WBG-266	WBG4221	10/30/2000	Grab	Surface Soil	0 1 FT		Inorganics	Vanadium	25.3	mg/kg		J	J	6.4	I01
WBG-210	WBG4041	10/30/2000	Grab	Surface Soil	0 1 FT		Inorganics	Vanadium	23.6	mg/kg		J	J	5.9	I01
WBG-265	WBG4220	10/30/2000	Grab	Surface Soil	0 1 FT		Inorganics	Vanadium	22.4	mg/kg		J	J	6.1	I01
WBG-291	WBG4246	10/31/2000	Grab	Surface Soil	0 1 FT		Inorganics	Vanadium	20.8	mg/kg		J	J	5.8	I01
WBG-257	WBG4196	10/30/2000	Grab	Surface Soil	0 1 FT		Inorganics	Vanadium	17.7	mg/kg		J	J	5.8	I01
WBG-280	WBG4235	10/30/2000	Grab	Surface Soil	0 1 FT		Inorganics	Vanadium	17.1	mg/kg		J	J	6.3	I01
WBGss-154	WB0743	5/6/1998	Grab Composite	Surface Soil	0 1 FT		Inorganics	Vanadium	4.8	mg/kg	B	J	J	5	
WBGss-057	WBGSS-057-0517-SO	8/7/1996	Grab Composite	Surface Soil	0 2 FT		Inorganics	Zinc	1050	mg/kg		=	=	0.96	
WBGss-069	WBGSS-069-0533-SO	8/9/1996	Grab Composite	Surface Soil	0 2 FT		Inorganics	Zinc	1050	mg/kg		=	=	0.98	
WBGss-055	WBGSS-055-0515-SO	8/8/1996	Grab Composite	Surface Soil	0 2 FT		Inorganics	Zinc	1040	mg/kg		=	=	0.89	
WBGss-193	WB0932	5/7/1998	Grab	Surface Soil	0 1 FT		Inorganics	Zinc	699	mg/kg		=	=	2.9	
WBGss-168	WB0768	4/29/1998	Grab	Surface Soil	0 1 FT		Inorganics	Zinc	690	mg/kg	MBB	=	=	2.5	
WBGss-054	WBGSS-054-0514-SO	8/8/1996	Grab Composite	Surface Soil	0 0.5 FT		Inorganics	Zinc	604	mg/kg		=	=	0.86	
WBGss-058	WBGSS-058-0520-SO	8/7/1996	Grab Composite	Surface Soil	0 1.4 FT	Refusal at 1.4 feet.	Inorganics	Zinc	469	mg/kg		=	=	0.93	
WBGss-041	WBGSS-041-0499-SO	7/31/1996	Grab	Surface Soil	0 0.5 FT	Logbook 40-2	Inorganics	Zinc	349	mg/kg		=	=	0.87	
WBGss-025	WBGSS-025-0482-SO	8/5/1996	Grab Composite	Surface Soil	0 0.5 FT	Refusal @ .5 bgs. Due to gravel in hole.	Inorganics	Zinc	329	mg/kg	E	=	=	0.83	
WBGss-032	WBGSS-032-0489-SO	8/7/1996	Grab Composite	Surface Soil	0 0.5 FT	North of Pad #37.	Inorganics	Zinc	315	mg/kg		=	=	0.85	
WBGss-064	WBGSS-064-0526-SO	8/7/1996	Grab Composite	Surface Soil	0 2 FT		Inorganics	Zinc	288	mg/kg		=	=	0.94	
WBGss-194	WB0935	5/7/1998	Grab	Surface Soil	0 1 FT		Inorganics	Zinc	280	mg/kg		=	=	2.5	
WBGss-062	WBGSS-062-0524-SO	8/8/1996	Grab Composite	Surface Soil	0 2 FT		Inorganics	Zinc	269	mg/kg		=	=	0.9	
WBGss-061	WBGSS-061-0523-SO	8/8/1996	Grab Composite	Surface Soil	0 2 FT		Inorganics	Zinc	229	mg/kg		=	=	0.93	
WBGss-073	WBGSS-073-0537-SO	8/9/1996	Grab Composite	Surface Soil	0 2 FT		Inorganics	Zinc	221	mg/kg		=	=	0.94	
WBG-242	WBG4145	10/22/2000	Grab	Surface Soil	0 1 FT		Inorganics	Zinc	173	mg/kg	MBB	=	=	2.5	
WBGss-067	WBGSS-067-0529-SO	8/9/1996	Grab Composite	Surface Soil	0 2 FT		Inorganics	Zinc	170	mg/kg		=	=	0.92	
WBGss-072	WBGSS-072-0536-SO	8/9/1996	Grab Composite	Surface Soil	0 2 FT		Inorganics	Zinc	149	mg/kg		=	=	0.82	
WBG-296	WBG4315	11/2/2000	Grab	Surface Soil	0 1 FT		Inorganics	Zinc	139	mg/kg	MBB	=	=	2.5	
WBGss-030	WBGSS-030-0487-SO	8/7/1996	Grab Composite	Surface Soil	0 1.5 FT	South of Burn area, Pad #37.	Inorganics	Zinc	133	mg/kg		=	=	0.88	
WBGss-060	WBGSS-060-0522-SO	8/8/1996	Grab Composite	Surface Soil	0 2 FT		Inorganics	Zinc	108	mg/kg		=	=	0.91	
WBGss-169	WB0884	4/26/1998	Grab	Surface Soil	0 1 FT		Inorganics	Zinc	96.9	mg/kg	MBB	=	=	2.4	
WBGss-056	WBGSS-056-0516-SO	8/8/1996	Grab Composite	Surface Soil	0 2 FT		Inorganics	Zinc	91.1	mg/kg		=	=	0.9	
WBG-237	WBG4128	10/22/2000	Grab	Surface Soil	0 1 FT		Inorganics	Zinc	83.3	mg/kg	MBB	=	=	2.5	
WBGss-070	WBGSS-070-0534-SO	8/9/1996	Grab Composite	Surface Soil	0 2 FT		Inorganics	Zinc	83.3	mg/kg		=	=	0.95	
WBGss-077	WBGSS-077-0542-SO	8/13/1996	Grab Composite	Surface Soil	0 0.8 FT	Note: Moved to PAD-32.	Inorganics	Zinc	81.7	mg/kg		=	=	0.88	
WBG-258	WBG4201	11/1/2000	Grab	Surface Soil	0 1 FT		Inorganics	Zinc	79.2	mg/kg	MBD	=	=	2.5	
WBGss-043	WBGSS-043-0501-SO	8/7/1996	Grab Composite	Surface Soil	0 2 FT		Inorganics	Zinc	79.2	mg/kg		=	=	0.87	
WBGss-063	WBGSS-063-0525-SO	8/7/1996	Grab Composite	Surface Soil	0 2 FT		Inorganics	Zinc	79	mg/kg		=	=	0.95	
WBGss-068	WBGSS-068-0532-SO	8/9/1996	Grab Composite	Surface Soil	0 2 FT		Inorganics	Zinc	79	mg/kg		=	=	0.95	

Station	Sample ID	Date Collected	Sample Type	Media	Depth	Sample Comment	Analysis	Chemical	Results	Units	Lab Qual	Data Qual	Qual	Detection Limit	Validation Code
WBGss-039	WBGSS-039-0496-SO	7/31/1996	Grab Composite	Surface Soil	0 2 FT	Logbook 40-2	Inorganics	Zinc	69.4	mg/kg	E*	=	=	0.82	
WBGss-065	WBGSS-065-0527-SO	8/9/1996	Grab Composite	Surface Soil	0 2 FT		Inorganics	Zinc	68.5	mg/kg		=	=	0.95	
WBGss-049	WBGSS-049-0507-SO	8/7/1996	Grab Composite	Surface Soil	0 2 FT		Inorganics	Zinc	67.7	mg/kg		=	=	1	
WBGss-050	WBGSS-050-0508-SO	8/7/1996	Grab Composite	Surface Soil	0 1 FT	Refusal at 1.0 ft bgs. due to cobble/gravel.	Inorganics	Zinc	67.2	mg/kg		=	=	0.9	
WBGss-023	WBGSS-023-0480-SO	8/5/1996	Grab Composite	Surface Soil	0 2 FT		Inorganics	Zinc	65.4	mg/kg	E	=	=	0.89	
WBGss-046	WBGSS-046-0504-SO	8/7/1996	Grab Composite	Surface Soil	0 2 FT		Inorganics	Zinc	65	mg/kg		=	=	0.9	
WBG-263	WBG4216	11/1/2000	Grab	Surface Soil	0 1 FT		Inorganics	Zinc	64	mg/kg	MBD	=	=	2.5	
WBG-276	WBG4231	10/24/2000	Grab	Surface Soil	0 1 FT		Inorganics	Zinc	63.9	mg/kg		=	=	2.4	
WBG-233	WBG4116	10/20/2000	Grab	Surface Soil	0 1 FT		Inorganics	Zinc	62.2	mg/kg	MBB	=	=	2.5	
WBGss-045	WBGSS-045-0503-SO	8/7/1996	Grab Composite	Surface Soil	0 1 FT	Refusal due to large cobble at 1.0 ft.	Inorganics	Zinc	60.4	mg/kg		=	=	0.89	
WBGss-074	WBGSS-074-0538-SO	8/9/1996	Grab Composite	Surface Soil	0 0.5 FT		Inorganics	Zinc	59.3	mg/kg		=	=	0.87	
WBGss-053	WBGSS-053-0513-SO	8/13/1996	Grab Composite	Surface Soil	0 2 FT	Relocated to PAD-43 (PAD-57 couldn't be located.)	Inorganics	Zinc	58.3	mg/kg	N	=	=	0.93	
WBGss-048	WBGSS-048-0506-SO	8/7/1996	Grab Composite	Surface Soil	0 2 FT		Inorganics	Zinc	58.2	mg/kg		=	=	0.89	
WBGss-052	WBGSS-052-0512-SO	8/7/1996	Grab Composite	Surface Soil	0 2 FT		Inorganics	Zinc	58.1	mg/kg		=	=	0.88	
WBGss-022	WBGSS-022-0479-SO	8/5/1996	Grab Composite	Surface Soil	0 2 FT		Inorganics	Zinc	57.7	mg/kg	E	=	=	0.95	
WBGss-002	WBGSS-002-0457-SO	7/31/1996	Grab Composite	Surface Soil	0 2 FT		Inorganics	Zinc	57.5	mg/kg		=	=	0.9	
WBGss-047	WBGSS-047-0505-SO	8/7/1996	Grab Composite	Surface Soil	0 2 FT		Inorganics	Zinc	57	mg/kg		=	=	0.94	
WBGss-006	WBGSS-006-0461-SO	7/30/1996	Grab Composite	Surface Soil	0 2 FT		Inorganics	Zinc	56.8	mg/kg	N*	=	=	0.92	
WBGss-098	WBGSS-098-0565-SO	8/14/1996	Grab Composite	Surface Soil	0 2 FT		Inorganics	Zinc	56.8	mg/kg		=	=	0.93	
WBGss-003	WBGSS-003-0458-SO	7/31/1996	Grab Composite	Surface Soil	0 2 FT		Inorganics	Zinc	56.7	mg/kg		=	=	0.86	
WBGss-040	WBGSS-040-0497-SO	7/31/1996	Grab Composite	Surface Soil	0 2 FT		Inorganics	Zinc	55.6	mg/kg	E*	=	=	0.81	
WBGss-029	WBGSS-029-0486-SO	8/7/1996	Grab Composite	Surface Soil	0 2 FT		Inorganics	Zinc	54.6	mg/kg		=	=	0.91	
WBGss-009	WBGSS-009-0464-SO	8/5/1996	Grab Composite	Surface Soil	0 2 FT		Inorganics	Zinc	54.4	mg/kg	E	=	=	0.86	
WBGss-012	WBGSS-012-0467-SO	8/5/1996	Grab Composite	Surface Soil	0 2 FT		Inorganics	Zinc	54.3	mg/kg	E	=	=	0.93	
WBGss-042	WBGSS-042-0500-SO	8/7/1996	Grab Composite	Surface Soil	0 2 FT		Inorganics	Zinc	54.2	mg/kg		=	=	0.88	
WBGss-024	WBGSS-024-0481-SO	8/5/1996	Grab Composite	Surface Soil	0 2 FT		Inorganics	Zinc	54	mg/kg	E	=	=	1	
WBGss-075	WBGSS-075-0539-SO	8/9/1996	Grab Composite	Surface Soil	0 2 FT		Inorganics	Zinc	54	mg/kg		=	=	0.89	
WBGss-005	WBGSS-005-0460-SO	7/30/1996	Grab Composite	Surface Soil	0 2 FT		Inorganics	Zinc	51.4	mg/kg	N*	=	=	0.85	
WBGss-011	WBGSS-011-0466-SO	8/5/1996	Grab Composite	Surface Soil	0 2 FT		Inorganics	Zinc	51	mg/kg	E	=	=	0.91	
WBGss-015	WBGSS-015-0470-SO	8/5/1996	Grab Composite	Surface Soil	0 2 FT		Inorganics	Zinc	50.5	mg/kg	E	=	=	0.93	
WBGss-044	WBGSS-044-0502-SO	8/7/1996	Grab Composite	Surface Soil	0 2 FT		Inorganics	Zinc	50.5	mg/kg		=	=	0.91	
WBGss-021	WBGSS-021-0478-SO	8/5/1996	Grab Composite	Surface Soil	0 2 FT	Volatile samples collected at 1.5 ft bgs.	Inorganics	Zinc	49.6	mg/kg	*	=	=	0.8	
WBGss-013	WBGSS-013-0468-SO	8/5/1996	Grab Composite	Surface Soil	0 2 FT		Inorganics	Zinc	49	mg/kg	E	=	=	0.92	
WBGss-007	WBGSS-007-0462-SO	7/30/1996	Grab Composite	Surface Soil	0 2 FT		Inorganics	Zinc	48.7	mg/kg	N*	=	=	0.87	
WBGss-028	WBGSS-028-0485-SO	8/7/1996	Grab Composite	Surface Soil	0 2 FT		Inorganics	Zinc	48.5	mg/kg		=	=	0.91	
WBGss-076	WBGSS-076-0541-SO	8/9/1996	Grab Composite	Surface Soil	0 2 FT		Inorganics	Zinc	47.9	mg/kg		=	=	0.79	
WBGss-020	WBGSS-020-0477-SO	8/5/1996	Grab Composite	Surface Soil	0 2 FT		Inorganics	Zinc	47.4	mg/kg	E	=	=	0.87	
WBGss-097	WBGSS-097-0564-SO	8/13/1996	Grab Composite	Surface Soil	0 2 FT	Note: This location(TBD) used at PAD-41	Inorganics	Zinc	46.7	mg/kg		=	=	0.92	
WBGss-001	WBGSS-001-0456-SO	7/31/1996	Grab Composite	Surface Soil	0 2 FT		Inorganics	Zinc	46.6	mg/kg		=	=	0.8	
WBGss-066	WBGSS-066-0528-SO	8/9/1996	Grab Composite	Surface Soil	0 2 FT		Inorganics	Zinc	43.5	mg/kg		=	=	0.82	
WBGss-008	WBGSS-008-0463-SO	7/30/1996	Grab Composite	Surface Soil	0 2 FT	VOCs collected from 1.5- 2.0 ft depth.	Inorganics	Zinc	41.8	mg/kg		=	=	0.82	
WBGss-031	WBGSS-031-0488-SO	8/7/1996	Grab Composite	Surface Soil	0 2 FT	West of pad #37	Inorganics	Zinc	41.8	mg/kg		=	=	0.79	
WBG-297	WBG4316	11/2/2000	Grab	Surface Soil	0 1 FT		Inorganics	Zinc	41.6	mg/kg	MBD	=	=	2.5	
WBGss-051	WBGSS-051-0509-SO	8/8/1996	Grab Composite	Surface Soil	0 2 FT		Inorganics	Zinc	39.9	mg/kg	*	=	=	0.83	
WBGss-014	WBGSS-014-0469-SO	8/8/1996	Grab Composite	Surface Soil	0 1.5 FT		Inorganics	Zinc	39	mg/kg		=	=	0.86	
WBGss-010	WBGSS-010-0465-SO	8/5/1996	Grab Composite	Surface Soil	0 2 FT		Inorganics	Zinc	37.8	mg/kg	E	=	=	0.92	
WBGss-018	WBGSS-018-0473-SO	8/6/1996	Grab Composite	Surface Soil	0 1.5 FT		Inorganics	Zinc	36	mg/kg	*	=	=	0.86	
WBGss-004	WBGSS-004-0459-SO	7/30/1996	Grab Composite	Surface Soil	0 0.7 FT	Bottom of hole @ 8 inches	Inorganics	Zinc	28.6	mg/kg	N*	=	=	0.84	
WBGss-146	WB0735	4/23/1998	Grab Composite	Surface Soil	0 1 FT		Inorganics	Zinc	24900	mg/kg		J	J	11.2	I03
WBG-199	WBG4006	10/17/2000	Grab	Surface Soil	0 1 FT		Inorganics	Zinc	4520	mg/kg	MBB	J	J	12.9	E07
WBGss-122	WB0711	4/22/1998	Grab Composite	Surface Soil	0 1 FT		Inorganics	Zinc	3600	mg/kg		J	J	25.6	E07
WBG-207	WBG4032	10/18/2000	Grab	Surface Soil	0 1 FT		Inorganics	Zinc	3330	mg/kg		J	J	12.8	I01
WBGss-145	WB0734	4/23/1998	Grab Composite	Surface Soil	0 1 FT		Inorganics	Zinc	2410	mg/kg		J	J	2.7	I03
WBG-246	WBG4159	10/23/2000	Grab	Surface Soil	0 1 FT		Inorganics	Zinc	1590	mg/kg		J	J	12.4	I01
WBG-247	WBG4162	10/22/2000	Grab	Surface Soil	0 1 FT		Inorganics	Zinc	1410	mg/kg		J	J	2.5	E07
WBGss-128	WB0717	4/22/1998	Grab Composite	Surface Soil	0 1 FT		Inorganics	Zinc	1300	mg/kg		J	J	11.9	I01,E07
WBGss-142	WB0731	4/22/1998	Grab Composite	Surface Soil	0 1 FT		Inorganics	Zinc	1040	mg/kg		J	J	12.8	I01,E07
WBGss-120	WB0709	4/22/1998	Grab Composite	Surface Soil	0 1 FT		Inorganics	Zinc	1000	mg/kg		J	J	13.2	E07
WBG-240	WBG4139	10/21/2000	Grab	Surface Soil	0 1 FT		Inorganics	Zinc	877	mg/kg		J	J	2.5	E07
WBGss-109	WB0698	4/23/1998	Grab Composite	Surface Soil	0 1 FT		Inorganics	Zinc	877	mg/kg		J	J	2.7	E07
WBGss-170	WB0881	5/4/1998	Grab Composite	Surface Soil	0 1 FT		Inorganics	Zinc	863	mg/kg		J	J	2.8	E07
WBGss-359	WB3027	8/9/2000	Grab	Soil	0 1 NA	Pad 59, Plot 108	Inorganics	Zinc	838	mg/kg		J	J	46.5	I02
WBGss-114	WB0703	4/23/1998	Grab Composite	Surface Soil	0 1 FT		Inorganics	Zinc	813	mg/kg		J	J	2.4	E07
WBGss-149	WB0738	4/23/1998	Grab Composite	Surface Soil	0 1 FT		Inorganics	Zinc	659	mg/kg		J	J	2.5	I03
WBG-200	WBG4009	10/17/2000	Grab	Surface Soil	0 1 FT		Inorganics	Zinc	608	mg/kg	MBB	J	J	2.5	E07
WBGss-362	WB3025	8/9/2000	Grab	Soil	0 1 NA	Pad 59, Plot 140	Inorganics	Zinc	605	mg/kg		J	J	2.3	I02
WBGss-174	WB0886	4/26/1998	Grab	Surface Soil	0 1 FT	ARCHIVED	Inorganics	Zinc	566	mg/kg		J	J	2.5	E07
WBG-209	WBG4038	10/18/2000	Grab	Surface Soil	0 1 FT		Inorganics	Zinc	556	mg/kg		J	J	2.7	I01
WBG-235	WBG4122	10/19/2000	Grab	Surface Soil	0 1 FT		Inorganics	Zinc	538	mg/kg		J	J	2.4	I01
WBG-255	WBG4190	10/17/2000	Grab	Surface Soil	0 1 FT		Inorganics	Zinc	537	mg/kg	L MBB	J	J	2.4	E07
WBGss-171	WB0882	5/4/1998	Grab Composite	Surface Soil	0 1 FT		Inorganics	Zinc	485	mg/kg		J	J	2.4	E07
WBGss-132	WB0721	4/21/1998	Grab Composite	Surface Soil	0 1 FT		Inorganics	Zinc	470	mg/kg		J	J	2.8	I01,E07
WBGss-141	WB0730	4/22/1998	Grab Composite	Surface Soil	0 1 FT		Inorganics	Zinc	468	mg/kg		J	J	2.7	I01,E07
WBGss-116	WB0705	4/23/1998	Grab Composite	Surface Soil	0 1 FT		Inorganics	Zinc	458	mg/kg		J	J	2.8	E07
WBGss-118	WB0707	4/22/1998	Grab Composite	Surface Soil	0 1 FT		Inorganics	Zinc	441	mg/kg		J	J	2.8	E07
WBG-215	WBG4058	10/18/2000	Grab	Surface Soil	0 1 FT		Inorganics	Zinc	420	mg/kg		J	J	2.6	I01
WBGss-150	WB0739	4/23/1998	Grab Composite	Surface Soil	0 1 FT		Inorganics	Zinc	391	mg/kg		J	J	2.4	I03
WBG-234	WBG4119	10/19/2000	Grab	Surface Soil	0 1 FT		Inorganics	Zinc	360	mg/kg		J	J	2.3	I01
WBG-213	WBG4052	10/18/2000	Grab	Surface Soil	0 1 FT		Inorganics	Zinc	353	mg/kg		J	J	2.5	I01
WBGss-314	WB1007	8/8/2000	Grab	Soil	0 1 NA	Pad 37, Plot 265	Inorganics	Zinc	346	mg/kg		J	J	2.3	I02
WBGss-034	WBGSS-034-0491-SO	8/6/1996	Grab Composite	Surface Soil	0 2 FT		Inorganics	Zinc	342	mg/kg	*	J	J	0.82	I01
WBGss-176	WB0888	4/26/1998	Grab	Surface Soil	0 1 FT	ARCHIVED	Inorganics	Zinc	331	mg/kg		J	J	2.5	E07
WBG-254	WBG4187	10/16/2000	Grab	Surface Soil	0 1 FT		Inorganics	Zinc	327	mg/kg	MBB	J	J	2.4	E07
WBG-208	WBG4035	10/18/2000	Grab	Surface Soil	0 1 FT		Inorganics	Zinc	325	mg/kg		J	J	2.5	I01
WBGss-037	WBGSS-037-0494-SO	8/6/1996	Grab Composite	Surface Soil	0 2 FT		Inorganics	Zinc	317	mg/kg	*	J	J	0.84	I01
WBGss-035	WBGSS-035-0492-SO	8/6/1996	Grab Composite	Surface Soil	0 2 FT		Inorganics	Zinc	316	mg/kg	*	J	J	0.81	I01
WBG-245	WBG4156	10/23/2000	Grab	Surface Soil	0 1 FT		Inorganics	Zinc	303	mg/kg		J	J	2.5	I01
WBGss-177	WB0889	5/4/1998	Grab Composite	Surface Soil	0 1 FT		Inorganics	Zinc	299	mg/kg		J	J	2.4	E07
WBG-249	WBG4170	10/23/2000	Grab	Surface Soil	0 1 FT		Inorganics	Zinc	296	mg/kg		J	J	2.2	I01
WBG-231	WBG4108	10/21/2000	Grab	Surface Soil	0 1 FT		Inorganics	Zinc	287	mg/kg		J	J	2.6	E07
WBGss-173	WB0885	4/26/1998	Grab	Surface Soil	0 1 FT	ARCHIVED	Inorganics	Zinc	274	mg/kg		J	J	2.4	E07
WBGss-129	WB0718	4/22/1998	Grab Composite	Surface Soil	0 1 FT		Inorganics	Zinc	262	mg/kg		J	J	2.6	I01,E07
WBG-257	WBG4196	10/30/2000	Grab	Surface Soil	0 1 FT		Inorganics	Zinc	261	mg/kg		J	J	2.3	I01

Station	Sample ID	Date Collected	Sample Type	Media	Depth			Sample Comment	Analysis	Chemical	Results	Units	Lab Qual	Data Qual	Qual	Detection Limit	Validation Code
WBGss-389	WB2016	8/8/2000	Grab	Soil	0	1	NA	Pad 66, Plot 242	Inorganics	Zinc	259	mg/kg		J	J	2.3	I02
WBGss-148	WB0737	4/23/1998	Grab Composite	Surface Soil	0	1	FT		Inorganics	Zinc	256	mg/kg		J	J	2.5	I03
WBGss-033	WBGSS-033-0490-SO	8/6/1996	Grab Composite	Surface Soil	0	2	FT	East end of pad #37	Inorganics	Zinc	248	mg/kg	*	J	J	0.82	I01
WBG-250	WBG4173	10/23/2000	Grab	Surface Soil	0	1	FT		Inorganics	Zinc	244	mg/kg		J	J	2.5	I01
WBG-226	WBG4091	10/20/2000	Grab	Surface Soil	0	1	FT		Inorganics	Zinc	221	mg/kg		J	J	2.4	E07
WBGss-115	WB0704	4/23/1998	Grab Composite	Surface Soil	0	1	FT		Inorganics	Zinc	215	mg/kg		J	J	2.4	E07
WBGss-175	WB0887	5/4/1998	Grab Composite	Surface Soil	0	1	FT		Inorganics	Zinc	208	mg/kg		J	J	2.7	E07
WBGss-179	WB0891	5/4/1998	Grab Composite	Surface Soil	0	1	FT		Inorganics	Zinc	204	mg/kg		J	J	2.6	E07
WBGss-371	WB3026	8/9/2000	Grab	Soil	0	1	NA	Pad 59, Plot 253	Inorganics	Zinc	203	mg/kg		J	J	2.4	I02
WBGss-133	WB0722	4/21/1998	Grab Composite	Surface Soil	0	1	FT		Inorganics	Zinc	185	mg/kg		J	J	2.7	I01,E07
WBG-210	WBG4041	10/30/2000	Grab	Surface Soil	0	1	FT		Inorganics	Zinc	176	mg/kg		J	J	2.3	I01
WBG-243	WBG4150	10/21/2000	Grab	Surface Soil	0	1	FT		Inorganics	Zinc	175	mg/kg		J	J	2.4	E07
WBG-212	WBG4049	10/18/2000	Grab	Surface Soil	0	1	FT		Inorganics	Zinc	171	mg/kg		J	J	2.4	I01
WBGss-107	WB0696	4/23/1998	Grab Composite	Surface Soil	0	1	FT		Inorganics	Zinc	171	mg/kg		J	J	2.4	E07
WBGss-134	WB0723	4/21/1998	Grab Composite	Surface Soil	0	1	FT		Inorganics	Zinc	170	mg/kg	L	J	J	2.4	I01,E07
WBG-260	WBG4207	10/23/2000	Grab	Surface Soil	0	1	FT		Inorganics	Zinc	163	mg/kg		J	J	2.3	I01
WBGss-113	WB0702	4/23/1998	Grab Composite	Surface Soil	0	1	FT		Inorganics	Zinc	159	mg/kg		J	J	2.3	I03
WBGss-130	WB0719	4/22/1998	Grab Composite	Surface Soil	0	1	FT		Inorganics	Zinc	151	mg/kg		J	J	2.5	I01,E07
WBGss-187	WB0912	5/6/1998	Grab	Surface Soil	0	1	FT		Inorganics	Zinc	149	mg/kg	MBB	J	J	2.5	E07
WBGss-144	WB0733	4/23/1998	Grab Composite	Surface Soil	0	1	FT		Inorganics	Zinc	149	mg/kg		J	J	2.7	I03
WBGss-139	WB0728	4/22/1998	Grab Composite	Surface Soil	0	1	FT		Inorganics	Zinc	148	mg/kg		J	J	2.6	I01,E07
WBGss-347	WB3023	8/9/2000	Grab	Soil	0	1	NA	Pad 58, Plot 158	Inorganics	Zinc	146	mg/kg		J	J	2.3	I02
WBG-261	WBG4210	10/23/2000	Grab	Surface Soil	0	1	FT		Inorganics	Zinc	140	mg/kg		J	J	2.5	I01
WBGss-388	WB2017	8/8/2000	Grab	Soil	0	1	NA	Pad 66, Plot 226	Inorganics	Zinc	139	mg/kg		J	J	2.4	I02
WBGss-137	WB0726	4/22/1998	Grab Composite	Surface Soil	0	1	FT		Inorganics	Zinc	138	mg/kg		J	J	2.7	I01,E07
WBGss-172	WB0883	5/4/1998	Grab Composite	Surface Soil	0	1	FT		Inorganics	Zinc	129	mg/kg		J	J	2.4	E07
WBG-223	WBG4082	10/20/2000	Grab	Surface Soil	0	1	FT		Inorganics	Zinc	128	mg/kg		J	J	2.3	E07
WBGss-178	WB0890	5/4/1998	Grab Composite	Surface Soil	0	1	FT		Inorganics	Zinc	128	mg/kg		J	J	2.7	E07
WBGss-140	WB0729	4/22/1998	Grab Composite	Surface Soil	0	1	FT		Inorganics	Zinc	123	mg/kg		J	J	2.8	I01,E07
WBG-205	WBG4026	10/18/2000	Grab	Surface Soil	0	1	FT		Inorganics	Zinc	120	mg/kg		J	J	2.5	I01
WBG-256	WBG4193	10/17/2000	Grab	Surface Soil	0	1	FT		Inorganics	Zinc	120	mg/kg	MBB	J	J	2.4	E07
WBGss-325	WB1004	8/8/2000	Grab	Soil	0	1	NA	Pad 38, Plot 135	Inorganics	Zinc	119	mg/kg		J	J	2.3	I02
WBGss-322	WB1003	8/8/2000	Grab	Soil	0	1	NA	Pad 38, Plot 30	Inorganics	Zinc	106	mg/kg		J	J	2.3	I02
WBGss-344	WB3020	8/9/2000	Grab	Soil	0	1	NA	Pad 58, Plot 104	Inorganics	Zinc	106	mg/kg		J	J	2.3	I02
WBG-227	WBG4094	10/22/2000	Grab	Surface Soil	0	1	FT		Inorganics	Zinc	102	mg/kg		J	J	2.5	E07
WBG-204	WBG4023	10/18/2000	Grab	Surface Soil	0	1	FT		Inorganics	Zinc	101	mg/kg		J	J	2.4	I01
WBG-267	WBG4222	10/24/2000	Grab	Surface Soil	0	1	FT		Inorganics	Zinc	96.7	mg/kg		J	J	2.5	I01
WBGss-135	WB0724	4/21/1998	Grab Composite	Surface Soil	0	1	FT		Inorganics	Zinc	96.7	mg/kg		J	J	2.3	I01,E07
WBGss-136	WB0725	4/22/1998	Grab Composite	Surface Soil	0	1	FT		Inorganics	Zinc	96.4	mg/kg		J	J	2.7	I01,E07
WBG-206	WBG4029	10/18/2000	Grab	Surface Soil	0	1	FT		Inorganics	Zinc	93.7	mg/kg		J	J	2.4	I01
WBGss-119	WB0708	4/22/1998	Grab Composite	Surface Soil	0	1	FT		Inorganics	Zinc	92.1	mg/kg		J	J	2.5	E07
WBG-274	WBG4229	10/24/2000	Grab	Surface Soil	0	1	FT		Inorganics	Zinc	90.1	mg/kg		J	J	2.5	I01
WBG-259	WBG4204	10/23/2000	Grab	Surface Soil	0	1	FT		Inorganics	Zinc	89.5	mg/kg		J	J	2.3	I01
WBGss-326	WB1001	8/8/2000	Grab	Soil	0	1	NA	Pad 38, Plot 154	Inorganics	Zinc	88.7	mg/kg		J	J	2.3	I02
WBG-203	WBG4018	10/22/2000	Grab	Surface Soil	0	1	FT		Inorganics	Zinc	88.6	mg/kg		J	J	2.3	E07
WBG-273	WBG4228	11/1/2000	Grab	Surface Soil	0	1	FT		Inorganics	Zinc	88	mg/kg		J	J	2.7	I02
WBG-224	WBG4085	10/20/2000	Grab	Surface Soil	0	1	FT		Inorganics	Zinc	86.4	mg/kg		J	J	2.6	E07
WBGss-313	WB1006	8/8/2000	Grab	Soil	0	1	NA	Pad 37, Plot 236	Inorganics	Zinc	85.9	mg/kg		J	J	2.5	I02
WBGss-143	WB0732	4/22/1998	Grab Composite	Surface Soil	0	1	FT		Inorganics	Zinc	85.9	mg/kg		J	J	2.3	I01,E07
WBGss-189	WB0914	5/6/1998	Grab	Surface Soil	0	1	FT		Inorganics	Zinc	85.7	mg/kg	MBB	J	J	2.4	E07
WBG-268	WBG4223	11/1/2000	Grab	Surface Soil	0	1	FT		Inorganics	Zinc	84.4	mg/kg		J	J	2.7	I02
WBG-253	WBG4184	10/17/2000	Grab	Surface Soil	0	1	FT		Inorganics	Zinc	84.3	mg/kg	MBB	J	J	2.4	E07
WBGss-390	WB2018	8/8/2000	Grab	Soil	0	1	NA	Pad 66, Plot 243	Inorganics	Zinc	83.7	mg/kg		J	J	2.4	I02
WBGss-123	WB0712	4/22/1998	Grab Composite	Surface Soil	0	1	FT		Inorganics	Zinc	82.6	mg/kg		J	J	2.4	E07
WBGss-036	WBGSS-036-0493-SO	8/6/1996	Grab Composite	Surface Soil	0	2	FT		Inorganics	Zinc	82.2	mg/kg	*	J	J	0.85	I01
WBGss-147	WB0736	4/23/1998	Grab Composite	Surface Soil	0	1	FT		Inorganics	Zinc	81.6	mg/kg		J	J	2.5	I03
WBG-282	WBG4237	10/31/2000	Grab	Surface Soil	0	1	FT		Inorganics	Zinc	80.3	mg/kg		J	J	2.5	I02
WBG-214	WBG4055	10/18/2000	Grab	Surface Soil	0	1	FT		Inorganics	Zinc	79.4	mg/kg		J	J	2.6	I01
WBG-288	WBG4243	10/31/2000	Grab	Surface Soil	0	1	FT		Inorganics	Zinc	76.9	mg/kg		J	J	2.6	I02
WBG-251	WBG4176	10/23/2000	Grab	Surface Soil	0	1	FT		Inorganics	Zinc	76.5	mg/kg		J	J	2.6	I01
WBG-238	WBG4133	10/21/2000	Grab	Surface Soil	0	1	FT		Inorganics	Zinc	75.1	mg/kg		J	J	2.6	E07
WBG-201	WBG4012	10/17/2000	Grab	Surface Soil	0	1	FT		Inorganics	Zinc	73.6	mg/kg	MBB	J	J	2.4	E07
WBG-232	WBG4111	10/22/2000	Grab	Surface Soil	0	1	FT		Inorganics	Zinc	73.1	mg/kg		J	J	2.3	E07
WBGss-324	WB1002	8/8/2000	Grab	Soil	0	1	NA	Pad 38, Plot 126	Inorganics	Zinc	72	mg/kg		J	J	2.3	I02
WBGss-108	WB0697	4/23/1998	Grab Composite	Surface Soil	0	1	FT		Inorganics	Zinc	70.5	mg/kg		J	J	2.5	E07
WBG-292	WBG4247	10/31/2000	Grab	Surface Soil	0	1	FT		Inorganics	Zinc	70	mg/kg		J	J	2.7	I02
WBGss-026	WBGSS-026-0483-SO	8/6/1996	Grab Composite	Surface Soil	0	1.3	FT		Inorganics	Zinc	69	mg/kg	*	J	J	0.84	I01
WBGss-111	WB0700	4/23/1998	Grab Composite	Surface Soil	0	1	FT		Inorganics	Zinc	68.7	mg/kg		J	J	2.4	E07
WBGss-027	WBGSS-027-0484-SO	8/6/1996	Grab Composite	Surface Soil	0	0.5	FT		Inorganics	Zinc	68.6	mg/kg	*	J	J	0.88	I01
WBG-278	WBG4233	10/24/2000	Grab	Surface Soil	0	1	FT		Inorganics	Zinc	67.9	mg/kg		J	J	2.6	I01
WBG-281	WBG4236	10/24/2000	Grab	Surface Soil	0	1	FT		Inorganics	Zinc	67.5	mg/kg		J	J	2.4	I01
WBG-283	WBG4238	10/31/2000	Grab	Surface Soil	0	1	FT		Inorganics	Zinc	67.3	mg/kg		J	J	2.5	I02
WBGss-103	WB0692	4/23/1998	Grab Composite	Surface Soil	0	1	FT		Inorganics	Zinc	67.2	mg/kg		J	J	2.5	E07
WBGss-101	WB0690	4/23/1998	Grab Composite	Surface Soil	0	1	FT		Inorganics	Zinc	66.7	mg/kg		J	J	2.5	E07
WBG-264	WBG4219	10/30/2000	Grab	Surface Soil	0	1	FT		Inorganics	Zinc	66.5	mg/kg		J	J	2.6	I01
WBG-230	WBG4105	10/20/2000	Grab	Surface Soil	0	1	FT		Inorganics	Zinc	66.4	mg/kg		J	J	2.6	E07
WBG-271	WBG4226	11/1/2000	Grab	Surface Soil	0	1	FT		Inorganics	Zinc	65.7	mg/kg		J	J	2.6	I02
WBG-266	WBG4221	10/30/2000	Grab	Surface Soil	0	1	FT		Inorganics	Zinc	64.2	mg/kg		J	J	2.6	I01
WBGss-131	WB0720	4/21/1998	Grab Composite	Surface Soil	0	1	FT		Inorganics	Zinc	63.8	mg/kg		J	J	2.4	I01,E07
WBG-241	WBG4142	10/21/2000	Grab	Surface Soil	0	1	FT		Inorganics	Zinc	63.2	mg/kg		J	J	2.4	E07
WBG-262	WBG4213	11/1/2000	Grab	Surface Soil	0	1	FT		Inorganics	Zinc	63.2	mg/kg		J	J	2.4	I02
WBG-275	WBG4230	10/24/2000	Grab	Surface Soil	0	1	FT		Inorganics	Zinc	63	mg/kg		J	J	2.5	I01
WBGss-188	WB0913	5/6/1998	Grab	Surface Soil	0	1	FT		Inorganics	Zinc	62.8	mg/kg	MBB	J	J	2.5	E07
WBGss-299	WB1009	8/8/2000	Grab	Soil	0	1	NA	Pad 37, Plot 11	Inorganics	Zinc	62.7	mg/kg		J	J	2.3	I02
WBGss-346	WB3022	8/9/2000	Grab	Soil	0	1	NA	Pad 58, Plot 156	Inorganics	Zinc	62.5	mg/kg		J	J	2.3	I02
WBG-287	WBG4242	10/31/2000	Grab	Surface Soil	0	1	FT		Inorganics	Zinc	62.3	mg/kg		J	J	2.6	I02
WBGss-308	WB1008	8/8/2000	Grab	Soil	0	1	NA	Pad 37, Plot 130	Inorganics	Zinc	61.2	mg/kg		J	J	2.4	I02
WBGss-110	WB0699	4/23/1998	Grab Composite	Surface Soil	0	1	FT		Inorganics	Zinc	61.1	mg/kg		J	J	2.5	E07
WBG-272	WBG4227	11/1/2000	Grab	Surface Soil	0	1	FT		Inorganics	Zinc	60.6	mg/kg		J	J	2.4	I02
WBGss-105	WB0694	4/23/1998	Grab Composite	Surface Soil	0	1	FT		Inorganics	Zinc	59.9	mg/kg		J	J	2.5	E07
WBG-284	WBG4239	10/31/2000	Grab	Surface Soil	0	1	FT		Inorganics	Zinc	59.7	mg/kg		J	J	2.6	I02
WBG-279	WBG4234	10/31/2000	Grab	Surface Soil	0	1	FT		Inorganics	Zinc	59.5	mg/kg		J	J	2.5	I02
WBGss-100	WB0689	4/23/1998	Grab Composite	Surface Soil	0	1	FT		Inorganics	Zinc	59.5	mg/kg		J	J	2.5	E07

Station	Sample ID	Date Collected	Sample Type	Media	Depth			Sample Comment	Analysis	Chemical	Results	Units	Lab Qual	Data Qual	Qual	Detection Limit	Validation Code
WBGss-353	WB3024	8/9/2000	Grab	Soil	0	1	NA	Pad 58, Plot 251	Inorganics	Zinc	58.7	mg/kg		J	J	2.3	I02
WBG-229	WBG4102	10/21/2000	Grab	Surface Soil	0	1	FT		Inorganics	Zinc	58	mg/kg		J	J	2.5	E07
WBG-269	WBG4224	10/24/2000	Grab	Surface Soil	0	1	FT		Inorganics	Zinc	57.9	mg/kg		J	J	2.5	I01
WBGss-138	WB0727	4/22/1998	Grab Composite	Surface Soil	0	1	FT		Inorganics	Zinc	57.9	mg/kg		J	J	2.4	I01,E07
WBG-270	WBG4225	11/1/2000	Grab	Surface Soil	0	1	FT		Inorganics	Zinc	57.5	mg/kg		J	J	2.5	I02
WBGss-117	WB0706	4/22/1998	Grab Composite	Surface Soil	0	1	FT		Inorganics	Zinc	56.9	mg/kg		J	J	2.4	E07
WBGss-352	WB3021	8/9/2000	Grab	Soil	0	1	NA	Pad 58, Plot 234/235	Inorganics	Zinc	56.2	mg/kg		J	J	2.3	I02
WBG-265	WBG4220	10/30/2000	Grab	Surface Soil	0	1	FT		Inorganics	Zinc	55.4	mg/kg		J	J	2.4	I01
WBG-277	WBG4232	10/24/2000	Grab	Surface Soil	0	1	FT		Inorganics	Zinc	52	mg/kg		J	J	2.5	I01
WBG-225	WBG4088	10/20/2000	Grab	Surface Soil	0	1	FT		Inorganics	Zinc	51.9	mg/kg	L	J	J	2.6	E07
WBGss-016	WBGSS-016-0471-SO	8/6/1996	Grab Composite	Surface Soil	0	2	FT		Inorganics	Zinc	51.5	mg/kg	*	J	J	0.87	I01
WBGss-334	WB1005	8/8/2000	Grab	Soil	0	1	NA	Pad 38, Plot 295	Inorganics	Zinc	51.4	mg/kg		J	J	2.4	I02
WBGss-112	WB0701	4/23/1998	Grab Composite	Surface Soil	0	1	FT		Inorganics	Zinc	50.3	mg/kg		J	J	2.5	E07
WBG-285	WBG4240	10/31/2000	Grab	Surface Soil	0	1	FT		Inorganics	Zinc	49.1	mg/kg		J	J	2.5	I02
WBG-289	WBG4244	10/31/2000	Grab	Surface Soil	0	1	FT		Inorganics	Zinc	48.7	mg/kg		J	J	2.5	I02
WBGss-104	WB0693	4/23/1998	Grab Composite	Surface Soil	0	1	FT		Inorganics	Zinc	48.7	mg/kg		J	J	2.4	EO7
WBGss-102	WB0691	4/23/1998	Grab Composite	Surface Soil	0	1	FT		Inorganics	Zinc	48.6	mg/kg		J	J	2.3	E07
WBG-239	WBG4136	10/21/2000	Grab	Surface Soil	0	1	FT		Inorganics	Zinc	47.1	mg/kg		J	J	2.5	E07
WBG-290	WBG4245	10/31/2000	Grab	Surface Soil	0	1	FT		Inorganics	Zinc	45.7	mg/kg		J	J	2.5	I02
WBGss-019	WBGSS-019-0474-SO	8/6/1996	Grab Composite	Surface Soil	0	1.5	FT		Inorganics	Zinc	45.4	mg/kg	*	J	J	0.88	I01
WBGss-017	WBGSS-017-0472-SO	8/6/1996	Grab Composite	Surface Soil	0	2	FT		Inorganics	Zinc	45.2	mg/kg	*	J	J	0.81	I01
WBGss-038	WBGSS-038-0495-SO	8/6/1996	Grab Composite	Surface Soil	0	2	FT		Inorganics	Zinc	45	mg/kg	*	J	J	0.84	I01
WBG-280	WBG4235	10/30/2000	Grab	Surface Soil	0	1	FT		Inorganics	Zinc	42.9	mg/kg		J	J	2.5	I01
WBG-286	WBG4241	10/31/2000	Grab	Surface Soil	0	1	FT		Inorganics	Zinc	42.3	mg/kg		J	J	2.5	I02
WBG-291	WBG4246	10/31/2000	Grab	Surface Soil	0	1	FT		Inorganics	Zinc	40.1	mg/kg		J	J	2.3	I01
WBGss-106	WB0695	4/23/1998	Grab Composite	Surface Soil	0	1	FT		Inorganics	Zinc	37.6	mg/kg		J	J	2.4	E07
WBGss-341	WB3019	8/9/2000	Grab	Soil	0	1	NA	Pad 58, Plot 45	Inorganics	Zinc	31.5	mg/kg		J	J	2.3	I02
WBG-293	WBG4248	10/31/2000	Grab	Surface Soil	0	1	FT		Inorganics	Zinc	30.6	mg/kg		J	J	2.5	I02
WBGss-153	WB0742	5/6/1998	Grab Composite	Surface Soil	0	1	FT		Inorganics	Zinc	9.3	mg/kg		U	U	2	F07
WBGss-154	WB0743	5/6/1998	Grab Composite	Surface Soil	0	1	FT		Inorganics	Zinc	2	mg/kg	U	U	U	2	

Station	Sample ID	Date Collected	Sample Type	Media	Depth	Sample Comment	Analysis	Chemical	Results	Units	Lab Qual	Data Qual	Qual	Detection Limit	Validation Code
WBGso-037	WB0761	4/25/1998	Grab	Subsurface soil	2 4 FT		Inorganics	Aluminum	17500	mg/kg		=	=	25.3	
WBGso-062	WB0758	4/25/1998	Grab	Subsurface soil	2 4 FT		Inorganics	Aluminum	17000	mg/kg		=	=	26.4	
WBGso-122	WB0767	4/28/1998	Grab	Subsurface soil	4 6 FT		Inorganics	Aluminum	16400	mg/kg		=	=	23.1	
WBGso-057	WB0757	4/24/1998	Grab	Subsurface soil	4 6 FT		Inorganics	Aluminum	16200	mg/kg		=	=	23.2	
WBGso-055	WB0754	4/24/1998	Grab	Subsurface soil	2 4 FT		Inorganics	Aluminum	16000	mg/kg		=	=	24	
WBGso-185	WB0762	4/25/1998	Grab	Subsurface soil	2 4 FT		Inorganics	Aluminum	15300	mg/kg		=	=	25.1	
WBGso-168	WB0773	5/5/1998	Grab	Subsurface soil	2 4 FT		Inorganics	Aluminum	15000	mg/kg		=	=	25.7	
WBG-219	WBG4072	10/25/2000	Grab	Subsurface soil	4 6 FT		Inorganics	Aluminum	14800	mg/kg		=	=	22.8	
WBG-243	WBG4151	10/23/2000	Grab	Subsurface soil	2 3.8 FT		Inorganics	Aluminum	14500	mg/kg		=	=	23.2	
WBGso-069	WB0750	4/24/1998	Grab	Subsurface soil	2 4 FT		Inorganics	Aluminum	14400	mg/kg		=	=	24	
WBGso-069	WB0751	4/24/1998	Grab	Subsurface soil	4 5 FT		Inorganics	Aluminum	14400	mg/kg		=	=	23.3	
WBG-246	WBG4160	10/25/2000	Grab	Subsurface soil	2 4 FT		Inorganics	Aluminum	14100	mg/kg		=	=	24.6	
WBGso-055	WB0755	4/24/1998	Grab	Subsurface soil	4 6 FT		Inorganics	Aluminum	14100	mg/kg		=	=	24.8	
WBGso-035	WB0763	4/25/1998	Grab	Subsurface soil	2 4 FT		Inorganics	Aluminum	13900	mg/kg		=	=	23.2	
WBGso-057	WB0756	4/24/1998	Grab	Subsurface soil	2 4 FT		Inorganics	Aluminum	13800	mg/kg		=	=	23.1	
WBG-237	WBG4130	10/22/2000	Grab	Subsurface soil	4 6 FT		Inorganics	Aluminum	13800	mg/kg		=	=	24.8	
WBGso-070	WB0749	4/24/1998	Grab	Subsurface soil	4 6 FT		Inorganics	Aluminum	13500	mg/kg		=	=	23.6	
WBG-199	WBG4314	10/22/2000	Grab	Subsurface soil	6 8 FT		Inorganics	Aluminum	13200	mg/kg		=	=	22.7	
WBG-237	WBG4132	10/22/2000	Grab	Subsurface soil	8 10 FT		Inorganics	Aluminum	13200	mg/kg		=	=	24.6	
WBG-222	WBG4080	10/25/2000	Grab	Subsurface soil	2 4 FT		Inorganics	Aluminum	13100	mg/kg		=	=	23.1	
WBG-210	WBG4043	10/30/2000	Grab	Subsurface soil	4 6 FT		Inorganics	Aluminum	13100	mg/kg		=	=	24.7	
WBGso-186	WB0770	4/28/1998	Grab	Subsurface soil	2 4 FT		Inorganics	Aluminum	12900	mg/kg		=	=	25.7	
WBG-232	WBG4112	10/22/2000	Grab	Subsurface soil	2 4 FT		Inorganics	Aluminum	12700	mg/kg		=	=	23.2	
WBGso-059	WB0760	4/25/1998	Grab	Subsurface soil	2 4 FT		Inorganics	Aluminum	12700	mg/kg		=	=	25.4	
WBG-240	WBG4140	10/25/2000	Grab	Subsurface soil	2 4 FT		Inorganics	Aluminum	12300	mg/kg		=	=	23.3	
WBGso-188	WB0918	5/6/1998	Grab	Subsurface soil	2 4 FT		Inorganics	Aluminum	12300	mg/kg		=	=	25.2	
WBG-221	WBG4075	10/25/2000	Grab	Subsurface soil	4 6 FT		Inorganics	Aluminum	12300	mg/kg		=	=	22.9	
WBG-247	WBG4163	10/22/2000	Grab	Subsurface soil	2 4 FT		Inorganics	Aluminum	12100	mg/kg		=	=	25.8	
WBGso-005	WB0765	4/25/1998	Grab	Subsurface soil	2 4 FT		Inorganics	Aluminum	12100	mg/kg		=	=	23.1	
WBG-232	WBG4113	10/22/2000	Grab	Subsurface soil	4 6 FT		Inorganics	Aluminum	12000	mg/kg		=	=	23.3	
WBG-210	WBG4042	10/30/2000	Grab	Subsurface soil	2 4 FT		Inorganics	Aluminum	11900	mg/kg		=	=	23.3	
WBG-229	WBG4103	10/25/2000	Grab	Subsurface soil	2 4 FT		Inorganics	Aluminum	11800	mg/kg		=	=	23	
WBGso-189	WB0919	5/6/1998	Grab	Subsurface soil	2 4 FT		Inorganics	Aluminum	11600	mg/kg		=	=	24.2	
WBG-237	WBG4131	10/22/2000	Grab	Subsurface soil	6 8 FT		Inorganics	Aluminum	11300	mg/kg		=	=	25	
WBGso-070	WB0748	4/24/1998	Grab	Subsurface soil	2 4 FT		Inorganics	Aluminum	11200	mg/kg		=	=	23.1	
WBG-257	WBG4198	10/30/2000	Grab	Subsurface soil	4 6 FT		Inorganics	Aluminum	10900	mg/kg		=	=	24.7	
WBGso-107	WB0766	4/28/1998	Grab	Subsurface soil	2 4 FT		Inorganics	Aluminum	10700	mg/kg		=	=	26.4	
WBGso-140	WB0769	4/28/1998	Grab	Subsurface soil	4 6 FT		Inorganics	Aluminum	10300	mg/kg		=	=	24.8	
WBG-203	WBG4019	10/22/2000	Grab	Subsurface soil	2 4 FT		Inorganics	Aluminum	10100	mg/kg		=	=	22.9	
WBG-203	WBG4020	10/22/2000	Grab	Subsurface soil	4 6 FT		Inorganics	Aluminum	10100	mg/kg		=	=	22.3	
WBG-257	WBG4199	10/30/2000	Grab	Subsurface soil	6 8 FT		Inorganics	Aluminum	9960	mg/kg		=	=	25.4	
WBG-255	WBG4191	10/19/2000	Grab	Subsurface soil	2 4 FT		Inorganics	Aluminum	9940	mg/kg		=	=	23.3	
WBG-210	WBG4045	10/30/2000	Grab	Subsurface soil	8 10 FT		Inorganics	Aluminum	9740	mg/kg		=	=	24.2	
WBGso-141	WB0771	4/28/1998	Grab	Subsurface soil	4 6 FT		Inorganics	Aluminum	9610	mg/kg		=	=	24.2	
WBG-257	WBG4200	10/30/2000	Grab	Subsurface soil	8 9.1 FT		Inorganics	Aluminum	9610	mg/kg		=	=	24.3	
WBG-210	WBG4044	10/30/2000	Grab	Subsurface soil	6 8 FT		Inorganics	Aluminum	9560	mg/kg		=	=	23.5	
WBGso-073	WB0752	4/24/1998	Grab	Subsurface soil	2 4 FT		Inorganics	Aluminum	9360	mg/kg		=	=	23.7	
WBG-205	WBG4313	10/22/2000	Grab	Subsurface soil	6 8 FT		Inorganics	Aluminum	9360	mg/kg		=	=	22.9	
WBG-203	WBG4021	10/22/2000	Grab	Subsurface soil	6 8 FT		Inorganics	Aluminum	9330	mg/kg		=	=	22.8	
WBGso-006	WB0764	4/25/1998	Grab	Subsurface soil	2 4 FT		Inorganics	Aluminum	9290	mg/kg		=	=	24.2	
WBGso-062	WB0759	4/25/1998	Grab	Subsurface soil	4 6 FT		Inorganics	Aluminum	9280	mg/kg		=	=	25	
WBGso-142	WB0772	4/28/1998	Grab	Subsurface soil	2 4 FT		Inorganics	Aluminum	9090	mg/kg		=	=	23.6	
WBG-232	WBG4114	10/22/2000	Grab	Subsurface soil	6 8 FT		Inorganics	Aluminum	8450	mg/kg		=	=	22.8	
WBG-254	WBG4188	10/19/2000	Grab	Subsurface soil	2 4 FT		Inorganics	Aluminum	8340	mg/kg		=	=	24	
WBG-232	WBG4115	10/22/2000	Grab	Subsurface soil	8 10 FT		Inorganics	Aluminum	8300	mg/kg		=	=	23.2	
WBG-257	WBG4197	10/30/2000	Grab	Subsurface soil	2 4 FT		Inorganics	Aluminum	7300	mg/kg		=	=	23.5	
WBGso-054	WB0753	5/5/1998	Grab	Subsurface soil	2 4 FT		Inorganics	Aluminum	6330	mg/kg		=	=	22.5	
WBG-203	WBG4022	10/22/2000	Grab	Subsurface soil	8 10 FT		Inorganics	Aluminum	3580	mg/kg		=	=	22.5	
WBG-219	WBG4071	10/22/2000	Grab	Subsurface soil	2 4 FT		Inorganics	Aluminum	20000	mg/kg		J	J	23.4	F10
WBG-218	WBG4068	10/22/2000	Grab	Subsurface soil	2 4 FT		Inorganics	Aluminum	17200	mg/kg		J	J	24.2	F10
WBG-237	WBG4129	10/22/2000	Grab	Subsurface soil	2 4 FT		Inorganics	Aluminum	15700	mg/kg		J	J	24.8	F10
WBG-199	WBG4008	10/21/2000	Grab	Subsurface soil	4 6 FT		Inorganics	Aluminum	14900	mg/kg		J	J	22.2	F10
WBG-199	WBG4007	10/20/2000	Grab	Subsurface soil	2 4 FT		Inorganics	Aluminum	13200	mg/kg		J	J	22.7	F10
WBG-252	WBG4181	10/22/2000	Grab	Subsurface soil	4 6 FT		Inorganics	Aluminum	13200	mg/kg		J	J	23.6	F10
WBG-223	WBG4083	10/22/2000	Grab	Subsurface soil	2 4 FT		Inorganics	Aluminum	13000	mg/kg		J	J	23.5	F10
WBG-252	WBG4183	10/22/2000	Grab	Subsurface soil	8 10 FT		Inorganics	Aluminum	13000	mg/kg		J	J	23.3	F10
WBG-205	WBG4027	10/20/2000	Grab	Subsurface soil	2 4 FT		Inorganics	Aluminum	12900	mg/kg		J	J	24.8	F10
WBGso-187	WB0940	5/8/1998	Grab	Subsurface soil	2 4 FT		Inorganics	Aluminum	12900	mg/kg		J	J	23.4	F10,E07
WBGso-196	WB0943	5/8/1998	Grab	Subsurface soil	2 4 FT		Inorganics	Aluminum	12500	mg/kg		J	J	25.6	F10,E07
WBG-231	WBG4109	10/22/2000	Grab	Subsurface soil	2 4 FT		Inorganics	Aluminum	12200	mg/kg		J	J	25.1	F10
WBG-252	WBG4180	10/22/2000	Grab	Subsurface soil	2 4 FT		Inorganics	Aluminum	11600	mg/kg		J	J	23.6	F10
WBG-252	WBG4182	10/22/2000	Grab	Subsurface soil	6 8 FT		Inorganics	Aluminum	11100	mg/kg		J	J	23.7	F10
WBG-227	WBG4096	10/22/2000	Grab	Subsurface soil	4 6 FT		Inorganics	Aluminum	10900	mg/kg		J	J	23.2	F10
WBG-227	WBG4095	10/22/2000	Grab	Subsurface soil	2 4 FT		Inorganics	Aluminum	10700	mg/kg		J	J	23.4	F10
WBG-205	WBG4028	10/21/2000	Grab	Subsurface soil	4 6 FT		Inorganics	Aluminum	10500	mg/kg		J	J	22.9	F10
WBG-227	WBG4097	10/22/2000	Grab	Subsurface soil	6 8 FT		Inorganics	Aluminum	9730	mg/kg		J	J	23.8	F10

Station	Sample ID	Date Collected	Sample Type	Media	Depth	Sample Comment	Analysis	Chemical	Results	Units	Lab Qual	Data Qual	Qual	Detection Limit	Validation Code
WBG-242	WBG4146	10/22/2000	Grab	Subsurface soil	2 4 FT		Inorganics	Aluminum	9540	mg/kg		J	J	24.2	F10
WBGso-186	WB0927	5/6/1998	Grab	Subsurface soil	4 6 FT		Inorganics	Aluminum	9250	mg/kg		J	J	23.4	F10
WBG-227	WBG4098	10/22/2000	Grab	Subsurface soil	8 10 FT		Inorganics	Aluminum	8380	mg/kg		J	J	23.7	F10
WBGso-178	WB0928	5/6/1998	Grab	Subsurface soil	2 4 FT		Inorganics	Aluminum	7960	mg/kg		J	J	23.1	F10
WBG-242	WBG4147	10/22/2000	Grab	Subsurface soil	4 6 FT		Inorganics	Aluminum	7030	mg/kg		J	J	23.7	F10
WBG-242	WBG4148	10/22/2000	Grab	Subsurface soil	6 8 FT		Inorganics	Aluminum	5810	mg/kg		J	J	25.5	F10
WBG-242	WBG4149	10/22/2000	Grab	Subsurface soil	8 10 FT		Inorganics	Aluminum	3990	mg/kg		J	J	24.1	F10
WBG-199	WBG4007	10/20/2000	Grab	Subsurface soil	2 4 FT		Inorganics	Antimony	27.6	mg/kg		J	J	1.1	I02
WBG-219	WBG4071	10/22/2000	Grab	Subsurface soil	2 4 FT		Inorganics	Antimony	27.4	mg/kg		J	J	5.9	I02
WBG-218	WBG4068	10/22/2000	Grab	Subsurface soil	2 4 FT		Inorganics	Antimony	13.8	mg/kg		J	J	6.1	I02
WBG-252	WBG4181	10/22/2000	Grab	Subsurface soil	4 6 FT		Inorganics	Antimony	9.4	mg/kg		J	J	1.2	I02
WBG-247	WBG4163	10/22/2000	Grab	Subsurface soil	2 4 FT		Inorganics	Antimony	9.1	mg/kg		J	J	1.3	I02
WBG-219	WBG4072	10/25/2000	Grab	Subsurface soil	4 6 FT		Inorganics	Antimony	5.9	mg/kg		J	J	1.1	I02
WBG-199	WBG4314	10/22/2000	Grab	Subsurface soil	6 8 FT		Inorganics	Antimony	5.6	mg/kg		J	J	1.1	I02
WBG-199	WBG4008	10/21/2000	Grab	Subsurface soil	4 6 FT		Inorganics	Antimony	3.4	mg/kg		J	J	1.1	I02
WBGso-057	WB0756	4/24/1998	Grab	Subsurface soil	2 4 FT		Inorganics	Antimony	2.4	mg/kg		J	J	0.58	I02
WBG-252	WBG4182	10/22/2000	Grab	Subsurface soil	6 8 FT		Inorganics	Antimony	2.4	mg/kg		J	J	1.2	I02
WBG-252	WBG4180	10/22/2000	Grab	Subsurface soil	2 4 FT		Inorganics	Antimony	2.3	mg/kg		J	J	1.2	I02
WBG-252	WBG4183	10/22/2000	Grab	Subsurface soil	8 10 FT		Inorganics	Antimony	1.9	mg/kg		J	J	1.2	I02
WBGso-186	WB0770	4/28/1998	Grab	Subsurface soil	2 4 FT		Inorganics	Antimony	1.3	mg/kg		J	J	0.64	I02
WBG-210	WBG4042	10/30/2000	Grab	Subsurface soil	2 4 FT		Inorganics	Antimony	1.2	mg/kg		J	J	1.2	I02
WBGso-168	WB0773	5/5/1998	Grab	Subsurface soil	2 4 FT		Inorganics	Antimony	1	mg/kg		J	J	0.64	I02
WBG-227	WBG4095	10/22/2000	Grab	Subsurface soil	2 4 FT		Inorganics	Antimony	0.97	mg/kg	B	J	J	1.2	I02
WBG-237	WBG4129	10/22/2000	Grab	Subsurface soil	2 4 FT		Inorganics	Antimony	0.91	mg/kg	B	J	J	1.2	I02
WBG-240	WBG4140	10/25/2000	Grab	Subsurface soil	2 4 FT		Inorganics	Antimony	0.89	mg/kg	B	J	J	1.2	I02
WBG-246	WBG4160	10/25/2000	Grab	Subsurface soil	2 4 FT		Inorganics	Antimony	0.87	mg/kg	B	J	J	1.2	I02
WBG-237	WBG4131	10/22/2000	Grab	Subsurface soil	6 8 FT		Inorganics	Antimony	0.86	mg/kg	B	J	J	1.2	I02
WBG-255	WBG4191	10/19/2000	Grab	Subsurface soil	2 4 FT		Inorganics	Antimony	0.75	mg/kg	B	J	J	1.2	I02
WBG-231	WBG4109	10/22/2000	Grab	Subsurface soil	2 4 FT		Inorganics	Antimony	0.73	mg/kg	B	J	J	1.3	I02
WBGso-035	WB0763	4/25/1998	Grab	Subsurface soil	2 4 FT		Inorganics	Antimony	0.73	mg/kg		J	J	0.58	I02
WBG-203	WBG4019	10/22/2000	Grab	Subsurface soil	2 4 FT		Inorganics	Antimony	0.72	mg/kg	B	J	J	1.1	I02
WBG-203	WBG4020	10/22/2000	Grab	Subsurface soil	4 6 FT		Inorganics	Antimony	0.72	mg/kg	B	J	J	1.1	I02
WBG-257	WBG4198	10/30/2000	Grab	Subsurface soil	4 6 FT		Inorganics	Antimony	0.71	mg/kg	B	J	J	1.2	I02
WBG-237	WBG4130	10/22/2000	Grab	Subsurface soil	4 6 FT		Inorganics	Antimony	0.68	mg/kg	B	J	J	1.2	I02
WBG-203	WBG4021	10/22/2000	Grab	Subsurface soil	6 8 FT		Inorganics	Antimony	0.67	mg/kg	B	J	J	1.1	I02
WBG-227	WBG4098	10/22/2000	Grab	Subsurface soil	8 10 FT		Inorganics	Antimony	0.67	mg/kg	B	J	J	1.2	I02
WBG-232	WBG4114	10/22/2000	Grab	Subsurface soil	6 8 FT		Inorganics	Antimony	0.66	mg/kg	B	J	J	1.1	I02
WBG-227	WBG4097	10/22/2000	Grab	Subsurface soil	6 8 FT		Inorganics	Antimony	0.65	mg/kg	B	J	J	1.2	I02
WBGso-055	WB0754	4/24/1998	Grab	Subsurface soil	2 4 FT		Inorganics	Antimony	0.64	mg/kg		J	J	0.6	I02
WBG-205	WBG4027	10/20/2000	Grab	Subsurface soil	2 4 FT		Inorganics	Antimony	0.62	mg/kg	B	J	J	1.2	I02
WBGso-062	WB0758	4/25/1998	Grab	Subsurface soil	2 4 FT		Inorganics	Antimony	0.62	mg/kg	B	J	J	0.66	I02
WBG-205	WBG4313	10/22/2000	Grab	Subsurface soil	6 8 FT		Inorganics	Antimony	0.62	mg/kg	B	J	J	1.1	I02
WBG-229	WBG4103	10/25/2000	Grab	Subsurface soil	2 4 FT		Inorganics	Antimony	0.61	mg/kg	B	J	J	1.1	I02
WBG-205	WBG4028	10/21/2000	Grab	Subsurface soil	4 6 FT		Inorganics	Antimony	0.61	mg/kg	B	J	J	1.1	I02
WBGso-055	WB0755	4/24/1998	Grab	Subsurface soil	4 6 FT		Inorganics	Antimony	0.58	mg/kg	B	J	J	0.62	I02
WBGso-185	WB0762	4/25/1998	Grab	Subsurface soil	2 4 FT		Inorganics	Antimony	0.57	mg/kg	B	J	J	0.63	I02
WBGso-122	WB0767	4/28/1998	Grab	Subsurface soil	4 6 FT		Inorganics	Antimony	0.55	mg/kg	B	J	J	0.58	I02
WBGso-196	WB0943	5/8/1998	Grab	Subsurface soil	2 4 FT		Inorganics	Antimony	0.47	mg/kg	B	J	J	0.64	I02
WBGso-186	WB0927	5/6/1998	Grab	Subsurface soil	4 6 FT		Inorganics	Antimony	0.44	mg/kg	B	J	J	0.59	I02
WBGso-141	WB0771	4/28/1998	Grab	Subsurface soil	4 6 FT		Inorganics	Antimony	0.41	mg/kg	B	J	J	0.61	I02
WBGso-187	WB0940	5/8/1998	Grab	Subsurface soil	2 4 FT		Inorganics	Antimony	0.34	mg/kg	B	J	J	0.58	I02
WBG-242	WBG4148	10/22/2000	Grab	Subsurface soil	6 8 FT		Inorganics	Antimony	1.3	mg/kg	U	UJ	UJ	1.3	I02
WBG-257	WBG4199	10/30/2000	Grab	Subsurface soil	6 8 FT		Inorganics	Antimony	1.3	mg/kg	U	UJ	UJ	1.3	I02
WBG-222	WBG4080	10/25/2000	Grab	Subsurface soil	2 4 FT		Inorganics	Antimony	1.2	mg/kg	U	UJ	UJ	1.2	I02
WBG-223	WBG4083	10/22/2000	Grab	Subsurface soil	2 4 FT		Inorganics	Antimony	1.2	mg/kg	U	UJ	UJ	1.2	I02
WBG-232	WBG4112	10/22/2000	Grab	Subsurface soil	2 4 FT		Inorganics	Antimony	1.2	mg/kg	U	UJ	UJ	1.2	I02
WBG-242	WBG4146	10/22/2000	Grab	Subsurface soil	2 4 FT		Inorganics	Antimony	1.2	mg/kg	U	UJ	UJ	1.2	I02
WBG-243	WBG4151	10/23/2000	Grab	Subsurface soil	2 3.8 FT		Inorganics	Antimony	1.2	mg/kg	U	UJ	UJ	1.2	I02
WBG-254	WBG4188	10/19/2000	Grab	Subsurface soil	2 4 FT		Inorganics	Antimony	1.2	mg/kg	U	UJ	UJ	1.2	I02
WBG-257	WBG4197	10/30/2000	Grab	Subsurface soil	2 4 FT		Inorganics	Antimony	1.2	mg/kg	U	UJ	UJ	1.2	I02
WBG-210	WBG4043	10/30/2000	Grab	Subsurface soil	4 6 FT		Inorganics	Antimony	1.2	mg/kg	U	UJ	UJ	1.2	I02
WBG-227	WBG4096	10/22/2000	Grab	Subsurface soil	4 6 FT		Inorganics	Antimony	1.2	mg/kg	U	UJ	UJ	1.2	I02
WBG-232	WBG4113	10/22/2000	Grab	Subsurface soil	4 6 FT		Inorganics	Antimony	1.2	mg/kg	U	UJ	UJ	1.2	I02
WBG-242	WBG4147	10/22/2000	Grab	Subsurface soil	4 6 FT		Inorganics	Antimony	1.2	mg/kg	U	UJ	UJ	1.2	I02
WBG-210	WBG4044	10/30/2000	Grab	Subsurface soil	6 8 FT		Inorganics	Antimony	1.2	mg/kg	U	UJ	UJ	1.2	I02
WBG-210	WBG4045	10/30/2000	Grab	Subsurface soil	8 10 FT		Inorganics	Antimony	1.2	mg/kg	U	UJ	UJ	1.2	I02
WBG-232	WBG4115	10/22/2000	Grab	Subsurface soil	8 10 FT		Inorganics	Antimony	1.2	mg/kg	U	UJ	UJ	1.2	I02
WBG-237	WBG4132	10/22/2000	Grab	Subsurface soil	8 10 FT		Inorganics	Antimony	1.2	mg/kg	U	UJ	UJ	1.2	I02
WBG-242	WBG4149	10/22/2000	Grab	Subsurface soil	8 10 FT		Inorganics	Antimony	1.2	mg/kg	U	UJ	UJ	1.2	I02
WBG-257	WBG4200	10/30/2000	Grab	Subsurface soil	8 9.1 FT		Inorganics	Antimony	1.2	mg/kg	U	UJ	UJ	1.2	I02
WBG-221	WBG4075	10/25/2000	Grab	Subsurface soil	4 6 FT		Inorganics	Antimony	1.1	mg/kg	U	UJ	UJ	1.1	I02
WBG-203	WBG4022	10/22/2000	Grab	Subsurface soil	8 10 FT		Inorganics	Antimony	1.1	mg/kg	U	UJ	UJ	1.1	I02
WBGso-107	WB0766	4/28/1998	Grab	Subsurface soil	2 4 FT		Inorganics	Antimony	0.66	mg/kg	U	UJ	UJ	0.66	I02
WBGso-059	WB0760	4/25/1998	Grab	Subsurface soil	2 4 FT		Inorganics	Antimony	0.64	mg/kg	U	UJ	UJ	0.64	I02
WBGso-037	WB0761	4/25/1998	Grab	Subsurface soil	2 4 FT		Inorganics	Antimony	0.63	mg/kg	U	UJ	UJ	0.63	I02
WBGso-188	WB0918	5/6/1998	Grab	Subsurface soil	2 4 FT		Inorganics	Antimony	0.63	mg/kg	U	UJ	UJ	0.63	I02

Station	Sample ID	Date Collected	Sample Type	Media	Depth	Sample Comment	Analysis	Chemical	Results	Units	Lab Qual	Data Qual	Qual	Detection Limit	Validation Code
WBGso-062	WB0759	4/25/1998	Grab	Subsurface soil	4 6 FT		Inorganics	Antimony	0.62	mg/kg	U	UJ	UJ	0.62	I02
WBGso-140	WB0769	4/28/1998	Grab	Subsurface soil	4 6 FT		Inorganics	Antimony	0.62	mg/kg	U	UJ	UJ	0.62	I02
WBGso-006	WB0764	4/25/1998	Grab	Subsurface soil	2 4 FT		Inorganics	Antimony	0.61	mg/kg	U	UJ	UJ	0.61	I02
WBGso-189	WB0919	5/6/1998	Grab	Subsurface soil	2 4 FT		Inorganics	Antimony	0.61	mg/kg	U	UJ	UJ	0.61	I02
WBGso-069	WB0750	4/24/1998	Grab	Subsurface soil	2 4 FT		Inorganics	Antimony	0.6	mg/kg	U	UJ	UJ	0.6	I02
WBGso-073	WB0752	4/24/1998	Grab	Subsurface soil	2 4 FT		Inorganics	Antimony	0.59	mg/kg	U	UJ	UJ	0.59	I02
WBGso-142	WB0772	4/28/1998	Grab	Subsurface soil	2 4 FT		Inorganics	Antimony	0.59	mg/kg	U	UJ	UJ	0.59	I02
WBGso-070	WB0749	4/24/1998	Grab	Subsurface soil	4 6 FT		Inorganics	Antimony	0.59	mg/kg	U	UJ	UJ	0.59	I02
WBGso-005	WB0765	4/25/1998	Grab	Subsurface soil	2 4 FT		Inorganics	Antimony	0.58	mg/kg	U	UJ	UJ	0.58	I02
WBGso-070	WB0748	4/24/1998	Grab	Subsurface soil	2 4 FT		Inorganics	Antimony	0.58	mg/kg	U	UJ	UJ	0.58	I02
WBGso-178	WB0928	5/6/1998	Grab	Subsurface soil	2 4 FT		Inorganics	Antimony	0.58	mg/kg	U	UJ	UJ	0.58	I02
WBGso-057	WB0757	4/24/1998	Grab	Subsurface soil	4 6 FT		Inorganics	Antimony	0.58	mg/kg	U	UJ	UJ	0.58	I02
WBGso-069	WB0751	4/24/1998	Grab	Subsurface soil	4 5 FT		Inorganics	Antimony	0.58	mg/kg	U	UJ	UJ	0.58	I02
WBGso-054	WB0753	5/5/1998	Grab	Subsurface soil	2 4 FT		Inorganics	Antimony	0.56	mg/kg	U	UJ	UJ	0.56	I02
WBG-227	WBG4095	10/22/2000	Grab	Subsurface soil	2 4 FT		Inorganics	Arsenic	38.4	mg/kg		=	=	0.59	
WBG-218	WBG4068	10/22/2000	Grab	Subsurface soil	2 4 FT		Inorganics	Arsenic	29.8	mg/kg		=	=	3	
WBG-203	WBG4021	10/22/2000	Grab	Subsurface soil	6 8 FT		Inorganics	Arsenic	28.8	mg/kg		=	=	0.57	
WBG-219	WBG4071	10/22/2000	Grab	Subsurface soil	2 4 FT		Inorganics	Arsenic	24	mg/kg		=	=	2.9	
WBG-210	WBG4044	10/30/2000	Grab	Subsurface soil	6 8 FT		Inorganics	Arsenic	22.9	mg/kg		=	=	0.59	
WBG-255	WBG4191	10/19/2000	Grab	Subsurface soil	2 4 FT		Inorganics	Arsenic	21.1	mg/kg		=	=	0.58	
WBG-203	WBG4020	10/22/2000	Grab	Subsurface soil	4 6 FT		Inorganics	Arsenic	21.1	mg/kg		=	=	0.56	
WBG-227	WBG4097	10/22/2000	Grab	Subsurface soil	6 8 FT		Inorganics	Arsenic	21	mg/kg		=	=	0.59	
WBG-243	WBG4151	10/23/2000	Grab	Subsurface soil	2 3.8 FT		Inorganics	Arsenic	20.7	mg/kg		=	=	0.58	
WBG-227	WBG4096	10/22/2000	Grab	Subsurface soil	4 6 FT		Inorganics	Arsenic	20.7	mg/kg		=	=	0.58	
WBGso-037	WB0761	4/25/1998	Grab	Subsurface soil	2 4 FT		Inorganics	Arsenic	20.5	mg/kg		=	=	0.63	
WBG-247	WBG4163	10/22/2000	Grab	Subsurface soil	2 4 FT		Inorganics	Arsenic	20.2	mg/kg		=	=	0.64	
WBG-210	WBG4045	10/30/2000	Grab	Subsurface soil	8 10 FT		Inorganics	Arsenic	19.6	mg/kg		=	=	0.6	
WBG-221	WBG4075	10/25/2000	Grab	Subsurface soil	4 6 FT		Inorganics	Arsenic	18.8	mg/kg		=	=	0.57	
WBG-232	WBG4114	10/22/2000	Grab	Subsurface soil	6 8 FT		Inorganics	Arsenic	18.4	mg/kg		=	=	0.57	
WBGso-168	WB0773	5/5/1998	Grab	Subsurface soil	2 4 FT		Inorganics	Arsenic	17.9	mg/kg		=	=	0.64	
WBG-227	WBG4098	10/22/2000	Grab	Subsurface soil	8 10 FT		Inorganics	Arsenic	17.7	mg/kg		=	=	0.59	
WBGso-186	WB0927	5/6/1998	Grab	Subsurface soil	4 6 FT		Inorganics	Arsenic	17.5	mg/kg		=	=	0.59	
WBG-257	WBG4198	10/30/2000	Grab	Subsurface soil	4 6 FT		Inorganics	Arsenic	17.1	mg/kg		=	=	0.62	
WBGso-062	WB0758	4/25/1998	Grab	Subsurface soil	2 4 FT		Inorganics	Arsenic	16.9	mg/kg		=	=	0.66	
WBG-210	WBG4043	10/30/2000	Grab	Subsurface soil	4 6 FT		Inorganics	Arsenic	16.4	mg/kg		=	=	0.62	
WBGso-178	WB0928	5/6/1998	Grab	Subsurface soil	2 4 FT		Inorganics	Arsenic	16.2	mg/kg		=	=	0.58	
WBG-237	WBG4131	10/22/2000	Grab	Subsurface soil	6 8 FT		Inorganics	Arsenic	16.2	mg/kg		=	=	0.62	
WBG-252	WBG4183	10/22/2000	Grab	Subsurface soil	8 10 FT		Inorganics	Arsenic	16.2	mg/kg		=	=	0.58	
WBG-219	WBG4072	10/25/2000	Grab	Subsurface soil	4 6 FT		Inorganics	Arsenic	16.1	mg/kg		=	=	0.57	
WBGso-140	WB0769	4/28/1998	Grab	Subsurface soil	4 6 FT		Inorganics	Arsenic	16.1	mg/kg		=	=	0.62	
WBG-223	WBG4083	10/22/2000	Grab	Subsurface soil	2 4 FT		Inorganics	Arsenic	15.9	mg/kg		=	=	0.59	
WBG-232	WBG4115	10/22/2000	Grab	Subsurface soil	8 10 FT		Inorganics	Arsenic	15.9	mg/kg		=	=	0.58	
WBG-229	WBG4103	10/25/2000	Grab	Subsurface soil	2 4 FT		Inorganics	Arsenic	15.8	mg/kg		=	=	0.57	
WBGso-107	WB0766	4/28/1998	Grab	Subsurface soil	2 4 FT		Inorganics	Arsenic	15.7	mg/kg		=	=	0.66	
WBG-237	WBG4130	10/22/2000	Grab	Subsurface soil	4 6 FT		Inorganics	Arsenic	15.7	mg/kg		=	=	0.62	
WBGso-069	WB0751	4/24/1998	Grab	Subsurface soil	4 5 FT		Inorganics	Arsenic	15.6	mg/kg		=	=	0.58	
WBG-237	WBG4129	10/22/2000	Grab	Subsurface soil	2 4 FT		Inorganics	Arsenic	15.2	mg/kg		=	=	0.62	
WBG-257	WBG4199	10/30/2000	Grab	Subsurface soil	6 8 FT		Inorganics	Arsenic	14.8	mg/kg		=	=	0.64	
WBGso-070	WB0748	4/24/1998	Grab	Subsurface soil	2 4 FT		Inorganics	Arsenic	14.7	mg/kg		=	=	0.58	
WBG-252	WBG4182	10/22/2000	Grab	Subsurface soil	6 8 FT		Inorganics	Arsenic	14.7	mg/kg		=	=	0.59	
WBG-240	WBG4140	10/25/2000	Grab	Subsurface soil	2 4 FT		Inorganics	Arsenic	14.5	mg/kg		=	=	0.58	
WBG-246	WBG4160	10/25/2000	Grab	Subsurface soil	2 4 FT		Inorganics	Arsenic	14.5	mg/kg		=	=	0.61	
WBGso-005	WB0765	4/25/1998	Grab	Subsurface soil	2 4 FT		Inorganics	Arsenic	14.5	mg/kg		=	=	0.58	
WBGso-035	WB0763	4/25/1998	Grab	Subsurface soil	2 4 FT		Inorganics	Arsenic	14.5	mg/kg		=	=	0.58	
WBGso-070	WB0749	4/24/1998	Grab	Subsurface soil	4 6 FT		Inorganics	Arsenic	14.5	mg/kg		=	=	0.59	
WBG-222	WBG4080	10/25/2000	Grab	Subsurface soil	2 4 FT		Inorganics	Arsenic	14.4	mg/kg		=	=	0.58	
WBGso-055	WB0754	4/24/1998	Grab	Subsurface soil	2 4 FT		Inorganics	Arsenic	14.2	mg/kg		=	=	0.6	
WBGso-055	WB0755	4/24/1998	Grab	Subsurface soil	4 6 FT		Inorganics	Arsenic	14.2	mg/kg		=	=	0.62	
WBGso-057	WB0756	4/24/1998	Grab	Subsurface soil	2 4 FT		Inorganics	Arsenic	14.1	mg/kg		=	=	0.58	
WBGso-069	WB0750	4/24/1998	Grab	Subsurface soil	2 4 FT		Inorganics	Arsenic	14	mg/kg		=	=	0.6	
WBGso-187	WB0940	5/8/1998	Grab	Subsurface soil	2 4 FT		Inorganics	Arsenic	14	mg/kg		=	=	0.58	
WBG-231	WBG4109	10/22/2000	Grab	Subsurface soil	2 4 FT		Inorganics	Arsenic	13.8	mg/kg		=	=	0.63	
WBGso-057	WB0757	4/24/1998	Grab	Subsurface soil	4 6 FT		Inorganics	Arsenic	13.8	mg/kg		=	=	0.58	
WBGso-122	WB0767	4/28/1998	Grab	Subsurface soil	4 6 FT		Inorganics	Arsenic	13.6	mg/kg		=	=	0.58	
WBG-242	WBG4146	10/22/2000	Grab	Subsurface soil	2 4 FT		Inorganics	Arsenic	13.5	mg/kg		=	=	0.61	
WBGso-196	WB0943	5/8/1998	Grab	Subsurface soil	2 4 FT		Inorganics	Arsenic	13.5	mg/kg		=	=	0.64	
WBG-210	WBG4042	10/30/2000	Grab	Subsurface soil	2 4 FT		Inorganics	Arsenic	13.3	mg/kg		=	=	0.58	
WBG-252	WBG4180	10/22/2000	Grab	Subsurface soil	2 4 FT		Inorganics	Arsenic	13.1	mg/kg		=	=	0.59	
WBG-252	WBG4181	10/22/2000	Grab	Subsurface soil	4 6 FT		Inorganics	Arsenic	13.1	mg/kg		=	=	0.59	
WBG-205	WBG4028	10/21/2000	Grab	Subsurface soil	4 6 FT		Inorganics	Arsenic	13	mg/kg		=	=	0.57	
WBG-232	WBG4112	10/22/2000	Grab	Subsurface soil	2 4 FT		Inorganics	Arsenic	12.9	mg/kg		=	=	0.58	
WBGso-059	WB0760	4/25/1998	Grab	Subsurface soil	2 4 FT		Inorganics	Arsenic	12.5	mg/kg		=	=	0.64	
WBG-199	WBG4314	10/22/2000	Grab	Subsurface soil	6 8 FT		Inorganics	Arsenic	12.4	mg/kg		=	=	0.57	
WBGso-054	WB0753	5/5/1998	Grab	Subsurface soil	2 4 FT		Inorganics	Arsenic	12.3	mg/kg		=	=	0.56	
WBGso-062	WB0759	4/25/1998	Grab	Subsurface soil	4 6 FT		Inorganics	Arsenic	12.2	mg/kg		=	=	0.62	
WBG-199	WBG4007	10/20/2000	Grab	Subsurface soil	2 4 FT		Inorganics	Arsenic	12.1	mg/kg		=	=	0.57	

Station	Sample ID	Date Collected	Sample Type	Media	Depth	Sample Comment	Analysis	Chemical	Results	Units	Lab Qual	Data Qual	Qual	Detection Limit	Validation Code
WBGso-006	WB0764	4/25/1998	Grab	Subsurface soil	2 4 FT		Inorganics	Arsenic	12	mg/kg		=	=	0.61	
WBG-242	WBG4147	10/22/2000	Grab	Subsurface soil	4 6 FT		Inorganics	Arsenic	12	mg/kg		=	=	0.59	
WBGso-073	WB0752	4/24/1998	Grab	Subsurface soil	2 4 FT		Inorganics	Arsenic	11.9	mg/kg		=	=	0.59	
WBG-232	WBG4113	10/22/2000	Grab	Subsurface soil	4 6 FT		Inorganics	Arsenic	11.8	mg/kg		=	=	0.58	
WBG-203	WBG4019	10/22/2000	Grab	Subsurface soil	2 4 FT		Inorganics	Arsenic	11.4	mg/kg		=	=	0.57	
WBG-205	WBG4027	10/20/2000	Grab	Subsurface soil	2 4 FT		Inorganics	Arsenic	11.4	mg/kg		=	=	0.62	
WBGso-186	WB0770	4/28/1998	Grab	Subsurface soil	2 4 FT		Inorganics	Arsenic	11.4	mg/kg		=	=	0.64	
WBG-242	WBG4148	10/22/2000	Grab	Subsurface soil	6 8 FT		Inorganics	Arsenic	11.4	mg/kg		=	=	0.64	
WBG-199	WBG4008	10/21/2000	Grab	Subsurface soil	4 6 FT		Inorganics	Arsenic	11.3	mg/kg		=	=	0.56	
WBGso-188	WB0918	5/6/1998	Grab	Subsurface soil	2 4 FT		Inorganics	Arsenic	11.2	mg/kg		=	=	0.63	
WBG-205	WBG4313	10/22/2000	Grab	Subsurface soil	6 8 FT		Inorganics	Arsenic	11	mg/kg		=	=	0.57	
WBG-257	WBG4200	10/30/2000	Grab	Subsurface soil	8 9.1 FT		Inorganics	Arsenic	10.7	mg/kg		=	=	0.61	
WBG-242	WBG4149	10/22/2000	Grab	Subsurface soil	8 10 FT		Inorganics	Arsenic	10.6	mg/kg		=	=	0.6	
WBGso-189	WB0919	5/6/1998	Grab	Subsurface soil	2 4 FT		Inorganics	Arsenic	10.4	mg/kg		=	=	0.61	
WBG-203	WBG4022	10/22/2000	Grab	Subsurface soil	8 10 FT		Inorganics	Arsenic	9.9	mg/kg		=	=	0.56	
WBG-237	WBG4132	10/22/2000	Grab	Subsurface soil	8 10 FT		Inorganics	Arsenic	9.9	mg/kg		=	=	0.62	
WBGso-142	WB0772	4/28/1998	Grab	Subsurface soil	2 4 FT		Inorganics	Arsenic	9.4	mg/kg		=	=	0.59	
WBGso-141	WB0771	4/28/1998	Grab	Subsurface soil	4 6 FT		Inorganics	Arsenic	9.4	mg/kg		=	=	0.61	
WBG-257	WBG4197	10/30/2000	Grab	Subsurface soil	2 4 FT		Inorganics	Arsenic	7.6	mg/kg		=	=	0.59	
WBG-254	WBG4188	10/19/2000	Grab	Subsurface soil	2 4 FT		Inorganics	Arsenic	7.3	mg/kg		=	=	0.6	
WBGso-185	WB0762	4/25/1998	Grab	Subsurface soil	2 4 FT		Inorganics	Arsenic	5.8	mg/kg		=	=	0.63	
WBG-219	WBG4071	10/22/2000	Grab	Subsurface soil	2 4 FT		Inorganics	Barium	1040	mg/kg		=	=	23.4	
WBG-218	WBG4068	10/22/2000	Grab	Subsurface soil	2 4 FT		Inorganics	Barium	406	mg/kg		=	=	24.2	
WBGso-142	WB0772	4/28/1998	Grab	Subsurface soil	2 4 FT		Inorganics	Barium	400	mg/kg		=	=	23.6	
WBGso-140	WB0769	4/28/1998	Grab	Subsurface soil	4 6 FT		Inorganics	Barium	367	mg/kg		=	=	24.8	
WBG-252	WBG4181	10/22/2000	Grab	Subsurface soil	4 6 FT		Inorganics	Barium	344	mg/kg		=	=	23.6	
WBG-199	WBG4007	10/20/2000	Grab	Subsurface soil	2 4 FT		Inorganics	Barium	314	mg/kg		=	=	22.7	
WBG-247	WBG4163	10/22/2000	Grab	Subsurface soil	2 4 FT		Inorganics	Barium	303	mg/kg		=	=	25.8	
WBGso-186	WB0770	4/28/1998	Grab	Subsurface soil	2 4 FT		Inorganics	Barium	275	mg/kg		=	=	25.7	
WBGso-069	WB0750	4/24/1998	Grab	Subsurface soil	2 4 FT		Inorganics	Barium	243	mg/kg		=	=	24	
WBG-252	WBG4183	10/22/2000	Grab	Subsurface soil	8 10 FT		Inorganics	Barium	201	mg/kg		=	=	23.3	
WBG-232	WBG4112	10/22/2000	Grab	Subsurface soil	2 4 FT		Inorganics	Barium	189	mg/kg		=	=	23.2	
WBGso-062	WB0758	4/25/1998	Grab	Subsurface soil	2 4 FT		Inorganics	Barium	175	mg/kg		=	=	26.4	
WBG-252	WBG4182	10/22/2000	Grab	Subsurface soil	6 8 FT		Inorganics	Barium	172	mg/kg		=	=	23.7	
WBGso-141	WB0771	4/28/1998	Grab	Subsurface soil	4 6 FT		Inorganics	Barium	159	mg/kg		=	=	24.2	
WBG-232	WBG4113	10/22/2000	Grab	Subsurface soil	4 6 FT		Inorganics	Barium	152	mg/kg		=	=	23.3	
WBG-252	WBG4180	10/22/2000	Grab	Subsurface soil	2 4 FT		Inorganics	Barium	149	mg/kg		=	=	23.6	
WBGso-178	WB0928	5/6/1998	Grab	Subsurface soil	2 4 FT		Inorganics	Barium	148	mg/kg		=	=	23.1	
WBG-199	WBG4314	10/22/2000	Grab	Subsurface soil	6 8 FT		Inorganics	Barium	146	mg/kg		=	=	22.7	
WBGso-069	WB0751	4/24/1998	Grab	Subsurface soil	4 5 FT		Inorganics	Barium	137	mg/kg		=	=	23.3	
WBGso-122	WB0767	4/28/1998	Grab	Subsurface soil	4 6 FT		Inorganics	Barium	123	mg/kg		=	=	23.1	
WBGso-185	WB0762	4/25/1998	Grab	Subsurface soil	2 4 FT		Inorganics	Barium	121	mg/kg		=	=	25.1	
WBG-243	WBG4151	10/23/2000	Grab	Subsurface soil	2 3.8 FT		Inorganics	Barium	106	mg/kg		=	=	23.2	
WBG-257	WBG4198	10/30/2000	Grab	Subsurface soil	4 6 FT		Inorganics	Barium	92.2	mg/kg		=	=	24.7	
WBGso-057	WB0756	4/24/1998	Grab	Subsurface soil	2 4 FT		Inorganics	Barium	91.4	mg/kg		=	=	23.1	
WBGso-186	WB0927	5/6/1998	Grab	Subsurface soil	4 6 FT		Inorganics	Barium	90.5	mg/kg		=	=	23.4	
WBG-232	WBG4114	10/22/2000	Grab	Subsurface soil	6 8 FT		Inorganics	Barium	87.4	mg/kg		=	=	22.8	
WBGso-035	WB0763	4/25/1998	Grab	Subsurface soil	2 4 FT		Inorganics	Barium	87.3	mg/kg		=	=	23.2	
WBGso-055	WB0754	4/24/1998	Grab	Subsurface soil	2 4 FT		Inorganics	Barium	86.4	mg/kg		=	=	24	
WBGso-188	WB0918	5/6/1998	Grab	Subsurface soil	2 4 FT		Inorganics	Barium	80.6	mg/kg		=	=	25.2	
WBG-255	WBG4191	10/19/2000	Grab	Subsurface soil	2 4 FT		Inorganics	Barium	80	mg/kg		=	=	23.3	
WBG-210	WBG4042	10/30/2000	Grab	Subsurface soil	2 4 FT		Inorganics	Barium	77.5	mg/kg		=	=	23.3	
WBG-237	WBG4131	10/22/2000	Grab	Subsurface soil	6 8 FT		Inorganics	Barium	75.6	mg/kg		=	=	25	
WBGso-070	WB0748	4/24/1998	Grab	Subsurface soil	2 4 FT		Inorganics	Barium	75.2	mg/kg		=	=	23.1	
WBG-210	WBG4043	10/30/2000	Grab	Subsurface soil	4 6 FT		Inorganics	Barium	73.4	mg/kg		=	=	24.7	
WBG-237	WBG4130	10/22/2000	Grab	Subsurface soil	4 6 FT		Inorganics	Barium	73.4	mg/kg		=	=	24.8	
WBGso-037	WB0761	4/25/1998	Grab	Subsurface soil	2 4 FT		Inorganics	Barium	72.7	mg/kg		=	=	25.3	
WBGso-057	WB0757	4/24/1998	Grab	Subsurface soil	4 6 FT		Inorganics	Barium	72.7	mg/kg		=	=	23.2	
WBGso-059	WB0760	4/25/1998	Grab	Subsurface soil	2 4 FT		Inorganics	Barium	71.6	mg/kg		=	=	25.4	
WBGso-062	WB0759	4/25/1998	Grab	Subsurface soil	4 6 FT		Inorganics	Barium	70.3	mg/kg		=	=	25	
WBGso-070	WB0749	4/24/1998	Grab	Subsurface soil	4 6 FT		Inorganics	Barium	69.4	mg/kg		=	=	23.6	
WBG-231	WBG4109	10/22/2000	Grab	Subsurface soil	2 4 FT		Inorganics	Barium	66.7	mg/kg		=	=	25.1	
WBGso-055	WB0755	4/24/1998	Grab	Subsurface soil	4 6 FT		Inorganics	Barium	66.2	mg/kg		=	=	24.8	
WBG-257	WBG4197	10/30/2000	Grab	Subsurface soil	2 4 FT		Inorganics	Barium	65.4	mg/kg		=	=	23.5	
WBG-237	WBG4132	10/22/2000	Grab	Subsurface soil	8 10 FT		Inorganics	Barium	63.3	mg/kg		=	=	24.6	
WBGso-189	WB0919	5/6/1998	Grab	Subsurface soil	2 4 FT		Inorganics	Barium	61.8	mg/kg		=	=	24.2	
WBG-237	WBG4129	10/22/2000	Grab	Subsurface soil	2 4 FT		Inorganics	Barium	60.4	mg/kg		=	=	24.8	
WBG-205	WBG4313	10/22/2000	Grab	Subsurface soil	6 8 FT		Inorganics	Barium	58.4	mg/kg		=	=	22.9	
WBG-203	WBG4019	10/22/2000	Grab	Subsurface soil	2 4 FT		Inorganics	Barium	57.8	mg/kg		=	=	22.9	
WBG-223	WBG4083	10/22/2000	Grab	Subsurface soil	2 4 FT		Inorganics	Barium	54.9	mg/kg		=	=	23.5	
WBGso-073	WB0752	4/24/1998	Grab	Subsurface soil	2 4 FT		Inorganics	Barium	54.9	mg/kg		=	=	23.7	
WBG-257	WBG4199	10/30/2000	Grab	Subsurface soil	6 8 FT		Inorganics	Barium	54.6	mg/kg		=	=	25.4	
WBG-203	WBG4020	10/22/2000	Grab	Subsurface soil	4 6 FT		Inorganics	Barium	53.5	mg/kg		=	=	22.3	
WBG-254	WBG4188	10/19/2000	Grab	Subsurface soil	2 4 FT		Inorganics	Barium	48.5	mg/kg		=	=	24	
WBGso-107	WB0766	4/28/1998	Grab	Subsurface soil	2 4 FT		Inorganics	Barium	47.4	mg/kg		=	=	26.4	
WBG-242	WBG4148	10/22/2000	Grab	Subsurface soil	6 8 FT		Inorganics	Barium	47.3	mg/kg		=	=	25.5	

Station	Sample ID	Date Collected	Sample Type	Media	Depth	Sample Comment	Analysis	Chemical	Results	Units	Lab Qual	Data Qual	Qual	Detection Limit	Validation Code
WBG-210	WBG4045	10/30/2000	Grab	Subsurface soil	8 10 FT		Inorganics	Barium	44.6	mg/kg		=	=	24.2	
WBG-205	WBG4027	10/20/2000	Grab	Subsurface soil	2 4 FT		Inorganics	Barium	44.1	mg/kg		=	=	24.8	
WBG-242	WBG4146	10/22/2000	Grab	Subsurface soil	2 4 FT		Inorganics	Barium	43.7	mg/kg		=	=	24.2	
WBG-210	WBG4044	10/30/2000	Grab	Subsurface soil	6 8 FT		Inorganics	Barium	43.5	mg/kg		=	=	23.5	
WBG-203	WBG4021	10/22/2000	Grab	Subsurface soil	6 8 FT		Inorganics	Barium	42.4	mg/kg		=	=	22.8	
WBG-227	WBG4098	10/22/2000	Grab	Subsurface soil	8 10 FT		Inorganics	Barium	39.3	mg/kg		=	=	23.7	
WBG-257	WBG4200	10/30/2000	Grab	Subsurface soil	8 9.1 FT		Inorganics	Barium	39.1	mg/kg		=	=	24.3	
WBGso-005	WB0765	4/25/1998	Grab	Subsurface soil	2 4 FT		Inorganics	Barium	38.7	mg/kg		=	=	23.1	
WBG-232	WBG4115	10/22/2000	Grab	Subsurface soil	8 10 FT		Inorganics	Barium	38.2	mg/kg		=	=	23.2	
WBG-242	WBG4147	10/22/2000	Grab	Subsurface soil	4 6 FT		Inorganics	Barium	34.6	mg/kg		=	=	23.7	
WBGso-006	WB0764	4/25/1998	Grab	Subsurface soil	2 4 FT		Inorganics	Barium	31.1	mg/kg		=	=	24.2	
WBGso-054	WB0753	5/5/1998	Grab	Subsurface soil	2 4 FT		Inorganics	Barium	31.1	mg/kg		=	=	22.5	
WBG-203	WBG4022	10/22/2000	Grab	Subsurface soil	8 10 FT		Inorganics	Barium	24.6	mg/kg		=	=	22.5	
WBG-246	WBG4160	10/25/2000	Grab	Subsurface soil	2 4 FT		Inorganics	Barium	220	mg/kg		J	J	24.6	I02
WBG-219	WBG4072	10/25/2000	Grab	Subsurface soil	4 6 FT		Inorganics	Barium	185	mg/kg		J	J	22.8	I02
WBG-222	WBG4080	10/25/2000	Grab	Subsurface soil	2 4 FT		Inorganics	Barium	86	mg/kg		J	J	23.1	I02
WBGso-168	WB0773	5/5/1998	Grab	Subsurface soil	2 4 FT		Inorganics	Barium	84.9	mg/kg		J	J	25.7	I02
WBG-199	WBG4008	10/21/2000	Grab	Subsurface soil	4 6 FT		Inorganics	Barium	82.3	mg/kg		J	J	22.2	I02
WBGso-196	WB0943	5/8/1998	Grab	Subsurface soil	2 4 FT		Inorganics	Barium	75.6	mg/kg		J	J	25.6	E07
WBGso-187	WB0940	5/8/1998	Grab	Subsurface soil	2 4 FT		Inorganics	Barium	74.3	mg/kg		J	J	23.4	E07
WBG-205	WBG4028	10/21/2000	Grab	Subsurface soil	4 6 FT		Inorganics	Barium	72.6	mg/kg		J	J	22.9	I02
WBG-229	WBG4103	10/25/2000	Grab	Subsurface soil	2 4 FT		Inorganics	Barium	67	mg/kg		J	J	23	I02
WBG-227	WBG4095	10/22/2000	Grab	Subsurface soil	2 4 FT		Inorganics	Barium	62.8	mg/kg		J	J	23.4	I02
WBG-240	WBG4140	10/25/2000	Grab	Subsurface soil	2 4 FT		Inorganics	Barium	59.9	mg/kg		J	J	23.3	I02
WBG-221	WBG4075	10/25/2000	Grab	Subsurface soil	4 6 FT		Inorganics	Barium	52.4	mg/kg		J	J	22.9	I02
WBG-227	WBG4097	10/22/2000	Grab	Subsurface soil	6 8 FT		Inorganics	Barium	49.8	mg/kg		J	J	23.8	I02
WBG-227	WBG4096	10/22/2000	Grab	Subsurface soil	4 6 FT		Inorganics	Barium	47.5	mg/kg		J	J	23.2	I02
WBG-242	WBG4149	10/22/2000	Grab	Subsurface soil	8 10 FT		Inorganics	Barium	20.2	mg/kg	B	J	J	24.1	
WBGso-062	WB0758	4/25/1998	Grab	Subsurface soil	2 4 FT		Inorganics	Beryllium	1.3	mg/kg		=	=	0.66	
WBG-232	WBG4113	10/22/2000	Grab	Subsurface soil	4 6 FT		Inorganics	Beryllium	0.88	mg/kg		=	=	0.58	
WBG-243	WBG4151	10/23/2000	Grab	Subsurface soil	2 3.8 FT		Inorganics	Beryllium	0.84	mg/kg		=	=	0.58	
WBG-232	WBG4112	10/22/2000	Grab	Subsurface soil	2 4 FT		Inorganics	Beryllium	0.83	mg/kg		=	=	0.58	
WBGso-122	WB0767	4/28/1998	Grab	Subsurface soil	4 6 FT		Inorganics	Beryllium	0.8	mg/kg		=	=	0.58	
WBGso-186	WB0927	5/6/1998	Grab	Subsurface soil	4 6 FT		Inorganics	Beryllium	0.78	mg/kg		=	=	0.59	
WBGso-069	WB0751	4/24/1998	Grab	Subsurface soil	4 5 FT		Inorganics	Beryllium	0.77	mg/kg		=	=	0.58	
WBG-252	WBG4181	10/22/2000	Grab	Subsurface soil	4 6 FT		Inorganics	Beryllium	0.65	mg/kg		=	=	0.59	
WBG-252	WBG4180	10/22/2000	Grab	Subsurface soil	2 4 FT		Inorganics	Beryllium	0.64	mg/kg		=	=	0.59	
WBG-199	WBG4314	10/22/2000	Grab	Subsurface soil	6 8 FT		Inorganics	Beryllium	0.63	mg/kg		=	=	0.57	
WBG-229	WBG4103	10/25/2000	Grab	Subsurface soil	2 4 FT		Inorganics	Beryllium	0.62	mg/kg		=	=	0.57	
WBG-252	WBG4183	10/22/2000	Grab	Subsurface soil	8 10 FT		Inorganics	Beryllium	0.6	mg/kg		=	=	0.58	
WBG-222	WBG4080	10/25/2000	Grab	Subsurface soil	2 4 FT		Inorganics	Beryllium	0.58	mg/kg		=	=	0.58	
WBG-237	WBG4130	10/22/2000	Grab	Subsurface soil	4 6 FT		Inorganics	Beryllium	0.58	mg/kg	B	J	J	0.62	
WBG-221	WBG4075	10/25/2000	Grab	Subsurface soil	4 6 FT		Inorganics	Beryllium	0.57	mg/kg	B	J	J	0.57	
WBG-210	WBG4043	10/30/2000	Grab	Subsurface soil	4 6 FT		Inorganics	Beryllium	0.56	mg/kg	B	J	J	0.62	
WBG-246	WBG4160	10/25/2000	Grab	Subsurface soil	2 4 FT		Inorganics	Beryllium	0.55	mg/kg	B	J	J	0.61	
WBG-237	WBG4131	10/22/2000	Grab	Subsurface soil	6 8 FT		Inorganics	Beryllium	0.53	mg/kg	B	J	J	0.62	
WBG-247	WBG4163	10/22/2000	Grab	Subsurface soil	2 4 FT		Inorganics	Beryllium	0.52	mg/kg	B	J	J	0.64	
WBG-210	WBG4042	10/30/2000	Grab	Subsurface soil	2 4 FT		Inorganics	Beryllium	0.51	mg/kg	B	J	J	0.58	
WBG-227	WBG4095	10/22/2000	Grab	Subsurface soil	2 4 FT		Inorganics	Beryllium	0.51	mg/kg	B	J	J	0.59	
WBG-227	WBG4096	10/22/2000	Grab	Subsurface soil	4 6 FT		Inorganics	Beryllium	0.5	mg/kg	B	J	J	0.58	
WBGso-107	WB0766	4/28/1998	Grab	Subsurface soil	2 4 FT		Inorganics	Beryllium	0.49	mg/kg	B	J	J	0.66	
WBG-232	WBG4114	10/22/2000	Grab	Subsurface soil	6 8 FT		Inorganics	Beryllium	0.47	mg/kg	B	J	J	0.57	
WBG-223	WBG4083	10/22/2000	Grab	Subsurface soil	2 4 FT		Inorganics	Beryllium	0.45	mg/kg	B	J	J	0.59	
WBGso-188	WB0918	5/6/1998	Grab	Subsurface soil	2 4 FT		Inorganics	Beryllium	0.45	mg/kg	B	J	J	0.63	
WBGso-189	WB0919	5/6/1998	Grab	Subsurface soil	2 4 FT		Inorganics	Beryllium	0.45	mg/kg	B	J	J	0.61	
WBG-210	WBG4045	10/30/2000	Grab	Subsurface soil	8 10 FT		Inorganics	Beryllium	0.45	mg/kg	B	J	J	0.6	
WBG-237	WBG4129	10/22/2000	Grab	Subsurface soil	2 4 FT		Inorganics	Beryllium	0.44	mg/kg	B	J	J	0.62	
WBG-199	WBG4008	10/21/2000	Grab	Subsurface soil	4 6 FT		Inorganics	Beryllium	0.44	mg/kg	B	J	J	0.56	
WBG-210	WBG4044	10/30/2000	Grab	Subsurface soil	6 8 FT		Inorganics	Beryllium	0.44	mg/kg	B	J	J	0.59	
WBG-227	WBG4097	10/22/2000	Grab	Subsurface soil	6 8 FT		Inorganics	Beryllium	0.44	mg/kg	B	J	J	0.59	
WBG-203	WBG4020	10/22/2000	Grab	Subsurface soil	4 6 FT		Inorganics	Beryllium	0.43	mg/kg	B	J	J	0.56	
WBG-203	WBG4021	10/22/2000	Grab	Subsurface soil	6 8 FT		Inorganics	Beryllium	0.43	mg/kg	B	J	J	0.57	
WBG-252	WBG4182	10/22/2000	Grab	Subsurface soil	6 8 FT		Inorganics	Beryllium	0.43	mg/kg	B	J	J	0.59	
WBG-255	WBG4191	10/19/2000	Grab	Subsurface soil	2 4 FT		Inorganics	Beryllium	0.42	mg/kg	B	J	J	0.58	
WBG-205	WBG4028	10/21/2000	Grab	Subsurface soil	4 6 FT		Inorganics	Beryllium	0.41	mg/kg	B	J	J	0.57	
WBG-257	WBG4199	10/30/2000	Grab	Subsurface soil	6 8 FT		Inorganics	Beryllium	0.41	mg/kg	B	J	J	0.64	
WBG-257	WBG4198	10/30/2000	Grab	Subsurface soil	4 6 FT		Inorganics	Beryllium	0.4	mg/kg	B	J	J	0.62	
WBG-257	WBG4200	10/30/2000	Grab	Subsurface soil	8 9.1 FT		Inorganics	Beryllium	0.4	mg/kg	B	J	J	0.61	
WBG-199	WBG4007	10/20/2000	Grab	Subsurface soil	2 4 FT		Inorganics	Beryllium	0.38	mg/kg	B	J	J	0.57	
WBG-203	WBG4019	10/22/2000	Grab	Subsurface soil	2 4 FT		Inorganics	Beryllium	0.38	mg/kg	B	J	J	0.57	
WBGso-178	WB0928	5/6/1998	Grab	Subsurface soil	2 4 FT		Inorganics	Beryllium	0.37	mg/kg	B	J	J	0.58	
WBG-232	WBG4115	10/22/2000	Grab	Subsurface soil	8 10 FT		Inorganics	Beryllium	0.37	mg/kg	B	J	J	0.58	
WBG-231	WBG4109	10/22/2000	Grab	Subsurface soil	2 4 FT		Inorganics	Beryllium	0.36	mg/kg	B	J	J	0.63	
WBG-237	WBG4132	10/22/2000	Grab	Subsurface soil	8 10 FT		Inorganics	Beryllium	0.34	mg/kg	B	J	J	0.62	
WBG-242	WBG4146	10/22/2000	Grab	Subsurface soil	2 4 FT		Inorganics	Beryllium	0.32	mg/kg	B	J	J	0.61	
WBG-227	WBG4098	10/22/2000	Grab	Subsurface soil	8 10 FT		Inorganics	Beryllium	0.31	mg/kg	B	J	J	0.59	

Station	Sample ID	Date Collected	Sample Type	Media	Depth	Sample Comment	Analysis	Chemical	Results	Units	Lab Qual	Data Qual	Qual	Detection Limit	Validation Code
WBG-205	WBG4313	10/22/2000	Grab	Subsurface soil	6 8 FT		Inorganics	Beryllium	0.27	mg/kg	B	J	J	0.57	
WBGso-142	WB0772	4/28/1998	Grab	Subsurface soil	2 4 FT		Inorganics	Beryllium	0.26	mg/kg	B	J	J	0.59	
WBGso-141	WB0771	4/28/1998	Grab	Subsurface soil	4 6 FT		Inorganics	Beryllium	0.23	mg/kg	B	J	J	0.61	
WBGso-037	WB0761	4/25/1998	Grab	Subsurface soil	2 4 FT		Inorganics	Beryllium	0.78	mg/kg		U	U	0.63	F07
WBGso-055	WB0754	4/24/1998	Grab	Subsurface soil	2 4 FT		Inorganics	Beryllium	0.78	mg/kg		U	U	0.6	F07
WBGso-057	WB0757	4/24/1998	Grab	Subsurface soil	4 6 FT		Inorganics	Beryllium	0.69	mg/kg		U	U	0.58	F07
WBGso-035	WB0763	4/25/1998	Grab	Subsurface soil	2 4 FT		Inorganics	Beryllium	0.65	mg/kg		U	U	0.58	F07
WBGso-055	WB0755	4/24/1998	Grab	Subsurface soil	4 6 FT		Inorganics	Beryllium	0.64	mg/kg		U	U	0.62	F07
WBGso-062	WB0759	4/25/1998	Grab	Subsurface soil	4 6 FT		Inorganics	Beryllium	0.63	mg/kg		U	U	0.62	F07
WBG-218	WBG4068	10/22/2000	Grab	Subsurface soil	2 4 FT		Inorganics	Beryllium	0.61	mg/kg	U	U	U	0.61	
WBGso-185	WB0762	4/25/1998	Grab	Subsurface soil	2 4 FT		Inorganics	Beryllium	0.61	mg/kg	B	U	U	0.63	F06
WBGso-057	WB0756	4/24/1998	Grab	Subsurface soil	2 4 FT		Inorganics	Beryllium	0.6	mg/kg		U	U	0.58	F07
WBG-219	WBG4071	10/22/2000	Grab	Subsurface soil	2 4 FT		Inorganics	Beryllium	0.59	mg/kg	U	U	U	0.59	
WBGso-070	WB0749	4/24/1998	Grab	Subsurface soil	4 6 FT		Inorganics	Beryllium	0.57	mg/kg	B	U	U	0.59	F06
WBGso-059	WB0760	4/25/1998	Grab	Subsurface soil	2 4 FT		Inorganics	Beryllium	0.53	mg/kg	B	U	U	0.64	F06
WBGso-069	WB0750	4/24/1998	Grab	Subsurface soil	2 4 FT		Inorganics	Beryllium	0.53	mg/kg	B	U	U	0.6	F06
WBGso-187	WB0940	5/8/1998	Grab	Subsurface soil	2 4 FT		Inorganics	Beryllium	0.5	mg/kg	B	U	U	0.58	F06
WBGso-070	WB0748	4/24/1998	Grab	Subsurface soil	2 4 FT		Inorganics	Beryllium	0.46	mg/kg	B	U	U	0.58	F06
WBGso-196	WB0943	5/8/1998	Grab	Subsurface soil	2 4 FT		Inorganics	Beryllium	0.44	mg/kg	B	U	U	0.64	F06
WBGso-073	WB0752	4/24/1998	Grab	Subsurface soil	2 4 FT		Inorganics	Beryllium	0.39	mg/kg	B	U	U	0.59	F06
WBGso-186	WB0770	4/28/1998	Grab	Subsurface soil	2 4 FT		Inorganics	Beryllium	0.39	mg/kg	B	U	U	0.64	F06
WBG-240	WBG4140	10/25/2000	Grab	Subsurface soil	2 4 FT		Inorganics	Beryllium	0.37	mg/kg	B	U	U	0.58	F06
WBGso-005	WB0765	4/25/1998	Grab	Subsurface soil	2 4 FT		Inorganics	Beryllium	0.36	mg/kg	B	U	U	0.58	F06
WBG-219	WBG4072	10/25/2000	Grab	Subsurface soil	4 6 FT		Inorganics	Beryllium	0.35	mg/kg	B	U	U	0.57	F06
WBGso-140	WB0769	4/28/1998	Grab	Subsurface soil	4 6 FT		Inorganics	Beryllium	0.35	mg/kg	B	U	U	0.62	F06
WBG-257	WBG4197	10/30/2000	Grab	Subsurface soil	2 4 FT		Inorganics	Beryllium	0.31	mg/kg	B	U	U	0.59	F06
WBGso-006	WB0764	4/25/1998	Grab	Subsurface soil	2 4 FT		Inorganics	Beryllium	0.29	mg/kg	B	U	U	0.61	F06
WBGso-054	WB0753	5/5/1998	Grab	Subsurface soil	2 4 FT		Inorganics	Beryllium	0.28	mg/kg	B	U	U	0.56	F06
WBG-205	WBG4027	10/20/2000	Grab	Subsurface soil	2 4 FT		Inorganics	Beryllium	0.24	mg/kg	B	U	U	0.62	F06
WBG-242	WBG4147	10/22/2000	Grab	Subsurface soil	4 6 FT		Inorganics	Beryllium	0.23	mg/kg	B	U	U	0.59	F06
WBG-242	WBG4148	10/22/2000	Grab	Subsurface soil	6 8 FT		Inorganics	Beryllium	0.23	mg/kg	B	U	U	0.64	F06
WBG-203	WBG4022	10/22/2000	Grab	Subsurface soil	8 10 FT		Inorganics	Beryllium	0.14	mg/kg	B	U	U	0.56	F06
WBG-242	WBG4149	10/22/2000	Grab	Subsurface soil	8 10 FT		Inorganics	Beryllium	0.12	mg/kg	B	U	U	0.6	F06
WBG-254	WBG4188	10/19/2000	Grab	Subsurface soil	2 4 FT		Inorganics	Beryllium	0.11	mg/kg	B	U	U	0.6	F06
WBGso-168	WB0773	5/5/1998	Grab	Subsurface soil	2 4 FT		Inorganics	Beryllium	0.22	mg/kg	B	UJ	UJ	0.64	F06,I02
WBG-232	WBG4112	10/22/2000	Grab	Subsurface soil	2 4 FT		Inorganics	Cadmium	201	mg/kg		=	=	0.58	
WBG-232	WBG4113	10/22/2000	Grab	Subsurface soil	4 6 FT		Inorganics	Cadmium	69.1	mg/kg		=	=	0.58	
WBG-232	WBG4114	10/22/2000	Grab	Subsurface soil	6 8 FT		Inorganics	Cadmium	28	mg/kg		=	=	0.57	
WBGso-196	WB0943	5/8/1998	Grab	Subsurface soil	2 4 FT		Inorganics	Cadmium	11.9	mg/kg		=	=	0.64	
WBG-203	WBG4019	10/22/2000	Grab	Subsurface soil	2 4 FT		Inorganics	Cadmium	5	mg/kg		=	=	0.57	
WBGso-057	WB0756	4/24/1998	Grab	Subsurface soil	2 4 FT		Inorganics	Cadmium	4.6	mg/kg		=	=	0.58	
WBGso-059	WB0760	4/25/1998	Grab	Subsurface soil	2 4 FT		Inorganics	Cadmium	3.2	mg/kg		=	=	0.64	
WBG-210	WBG4042	10/30/2000	Grab	Subsurface soil	2 4 FT		Inorganics	Cadmium	1.9	mg/kg		=	=	0.58	
WBG-232	WBG4115	10/22/2000	Grab	Subsurface soil	8 10 FT		Inorganics	Cadmium	1.2	mg/kg		=	=	0.58	
WBG-247	WBG4163	10/22/2000	Grab	Subsurface soil	2 4 FT		Inorganics	Cadmium	1	mg/kg		=	=	0.64	
WBG-199	WBG4007	10/20/2000	Grab	Subsurface soil	2 4 FT		Inorganics	Cadmium	0.93	mg/kg		=	=	0.57	
WBG-199	WBG4314	10/22/2000	Grab	Subsurface soil	6 8 FT		Inorganics	Cadmium	0.68	mg/kg		=	=	0.57	
WBGso-035	WB0763	4/25/1998	Grab	Subsurface soil	2 4 FT		Inorganics	Cadmium	0.62	mg/kg		=	=	0.58	
WBG-219	WBG4071	10/22/2000	Grab	Subsurface soil	2 4 FT		Inorganics	Cadmium	0.88	mg/kg	B G	J	J	2.9	
WBG-203	WBG4020	10/22/2000	Grab	Subsurface soil	4 6 FT		Inorganics	Cadmium	0.42	mg/kg	B	J	J	0.56	
WBG-246	WBG4160	10/25/2000	Grab	Subsurface soil	2 4 FT		Inorganics	Cadmium	0.4	mg/kg	B	J	J	0.61	I03
WBG-219	WBG4072	10/25/2000	Grab	Subsurface soil	4 6 FT		Inorganics	Cadmium	0.36	mg/kg	B	J	J	0.57	I03
WBG-203	WBG4021	10/22/2000	Grab	Subsurface soil	6 8 FT		Inorganics	Cadmium	0.31	mg/kg	B	J	J	0.57	
WBG-255	WBG4191	10/19/2000	Grab	Subsurface soil	2 4 FT		Inorganics	Cadmium	0.29	mg/kg	B	J	J	0.58	
WBG-205	WBG4313	10/22/2000	Grab	Subsurface soil	6 8 FT		Inorganics	Cadmium	0.29	mg/kg	B	J	J	0.57	
WBG-237	WBG4131	10/22/2000	Grab	Subsurface soil	6 8 FT		Inorganics	Cadmium	0.27	mg/kg	B	J	J	0.62	
WBG-210	WBG4045	10/30/2000	Grab	Subsurface soil	8 10 FT		Inorganics	Cadmium	0.27	mg/kg	B	J	J	0.6	
WBG-210	WBG4043	10/30/2000	Grab	Subsurface soil	4 6 FT		Inorganics	Cadmium	0.26	mg/kg	B	J	J	0.62	
WBG-203	WBG4022	10/22/2000	Grab	Subsurface soil	8 10 FT		Inorganics	Cadmium	0.26	mg/kg	B	J	J	0.56	
WBG-257	WBG4198	10/30/2000	Grab	Subsurface soil	4 6 FT		Inorganics	Cadmium	0.24	mg/kg	B	J	J	0.62	
WBG-210	WBG4044	10/30/2000	Grab	Subsurface soil	6 8 FT		Inorganics	Cadmium	0.23	mg/kg	B	J	J	0.59	
WBG-237	WBG4130	10/22/2000	Grab	Subsurface soil	4 6 FT		Inorganics	Cadmium	0.2	mg/kg	B	J	J	0.62	
WBG-257	WBG4199	10/30/2000	Grab	Subsurface soil	6 8 FT		Inorganics	Cadmium	0.18	mg/kg	B	J	J	0.64	
WBG-252	WBG4181	10/22/2000	Grab	Subsurface soil	4 6 FT		Inorganics	Cadmium	0.17	mg/kg	B	J	J	0.59	
WBG-237	WBG4132	10/22/2000	Grab	Subsurface soil	8 10 FT		Inorganics	Cadmium	0.15	mg/kg	B	J	J	0.62	
WBG-257	WBG4200	10/30/2000	Grab	Subsurface soil	8 9.1 FT		Inorganics	Cadmium	0.15	mg/kg	B	J	J	0.61	I02
WBG-231	WBG4109	10/22/2000	Grab	Subsurface soil	2 4 FT		Inorganics	Cadmium	0.12	mg/kg	B	J	J	0.63	
WBG-257	WBG4197	10/30/2000	Grab	Subsurface soil	2 4 FT		Inorganics	Cadmium	0.084	mg/kg	B	J	J	0.59	
WBG-252	WBG4182	10/22/2000	Grab	Subsurface soil	6 8 FT		Inorganics	Cadmium	0.081	mg/kg	B	J	J	0.59	
WBG-218	WBG4068	10/22/2000	Grab	Subsurface soil	2 4 FT		Inorganics	Cadmium	3	mg/kg	U	U	U	3	
WBGso-062	WB0758	4/25/1998	Grab	Subsurface soil	2 4 FT		Inorganics	Cadmium	0.66	mg/kg	U	U	U	0.66	
WBGso-107	WB0766	4/28/1998	Grab	Subsurface soil	2 4 FT		Inorganics	Cadmium	0.66	mg/kg	U	U	U	0.66	
WBGso-168	WB0773	5/5/1998	Grab	Subsurface soil	2 4 FT		Inorganics	Cadmium	0.64	mg/kg	U	U	U	0.64	
WBGso-186	WB0770	4/28/1998	Grab	Subsurface soil	2 4 FT		Inorganics	Cadmium	0.64	mg/kg	U	U	U	0.64	
WBG-242	WBG4148	10/22/2000	Grab	Subsurface soil	6 8 FT		Inorganics	Cadmium	0.64	mg/kg	U	U	U	0.64	
WBGso-037	WB0761	4/25/1998	Grab	Subsurface soil	2 4 FT		Inorganics	Cadmium	0.63	mg/kg	U	U	U	0.63	

Station	Sample ID	Date Collected	Sample Type	Media	Depth	Sample Comment	Analysis	Chemical	Results	Units	Lab Qual	Data Qual	Qual	Detection Limit	Validation Code
WBGso-185	WB0762	4/25/1998	Grab	Subsurface soil	2 4 FT		Inorganics	Cadmium	0.63	mg/kg	U	U	U	0.63	
WBGso-188	WB0918	5/6/1998	Grab	Subsurface soil	2 4 FT		Inorganics	Cadmium	0.63	mg/kg	U	U	U	0.63	
WBG-205	WBG4027	10/20/2000	Grab	Subsurface soil	2 4 FT		Inorganics	Cadmium	0.62	mg/kg	U	U	U	0.62	
WBG-237	WBG4129	10/22/2000	Grab	Subsurface soil	2 4 FT		Inorganics	Cadmium	0.62	mg/kg	U	U	U	0.62	
WBGso-055	WB0755	4/24/1998	Grab	Subsurface soil	4 6 FT		Inorganics	Cadmium	0.62	mg/kg	U	U	U	0.62	
WBGso-062	WB0759	4/25/1998	Grab	Subsurface soil	4 6 FT		Inorganics	Cadmium	0.62	mg/kg	U	U	U	0.62	
WBGso-140	WB0769	4/28/1998	Grab	Subsurface soil	4 6 FT		Inorganics	Cadmium	0.62	mg/kg	U	U	U	0.62	
WBG-242	WBG4146	10/22/2000	Grab	Subsurface soil	2 4 FT		Inorganics	Cadmium	0.61	mg/kg	U	U	U	0.61	
WBGso-006	WB0764	4/25/1998	Grab	Subsurface soil	2 4 FT		Inorganics	Cadmium	0.61	mg/kg	U	U	U	0.61	
WBGso-189	WB0919	5/6/1998	Grab	Subsurface soil	2 4 FT		Inorganics	Cadmium	0.61	mg/kg	U	U	U	0.61	
WBGso-141	WB0771	4/28/1998	Grab	Subsurface soil	4 6 FT		Inorganics	Cadmium	0.61	mg/kg	U	U	U	0.61	
WBG-254	WBG4188	10/19/2000	Grab	Subsurface soil	2 4 FT		Inorganics	Cadmium	0.6	mg/kg	U	U	U	0.6	
WBGso-055	WB0754	4/24/1998	Grab	Subsurface soil	2 4 FT		Inorganics	Cadmium	0.6	mg/kg	U	U	U	0.6	
WBGso-069	WB0750	4/24/1998	Grab	Subsurface soil	2 4 FT		Inorganics	Cadmium	0.6	mg/kg	U	U	U	0.6	
WBG-242	WBG4149	10/22/2000	Grab	Subsurface soil	8 10 FT		Inorganics	Cadmium	0.6	mg/kg	U	U	U	0.6	
WBG-223	WBG4083	10/22/2000	Grab	Subsurface soil	2 4 FT		Inorganics	Cadmium	0.59	mg/kg	U	U	U	0.59	
WBG-252	WBG4180	10/22/2000	Grab	Subsurface soil	2 4 FT		Inorganics	Cadmium	0.59	mg/kg	U	U	U	0.59	
WBGso-073	WB0752	4/24/1998	Grab	Subsurface soil	2 4 FT		Inorganics	Cadmium	0.59	mg/kg	U	U	U	0.59	
WBGso-142	WB0772	4/28/1998	Grab	Subsurface soil	2 4 FT		Inorganics	Cadmium	0.59	mg/kg	U	U	U	0.59	
WBG-242	WBG4147	10/22/2000	Grab	Subsurface soil	4 6 FT		Inorganics	Cadmium	0.59	mg/kg	U	U	U	0.59	
WBGso-070	WB0749	4/24/1998	Grab	Subsurface soil	4 6 FT		Inorganics	Cadmium	0.59	mg/kg	U	U	U	0.59	
WBGso-186	WB0927	5/6/1998	Grab	Subsurface soil	4 6 FT		Inorganics	Cadmium	0.59	mg/kg	U	U	U	0.59	
WBG-227	WBG4098	10/22/2000	Grab	Subsurface soil	8 10 FT		Inorganics	Cadmium	0.59	mg/kg	U	U	U	0.59	
WBG-243	WBG4151	10/23/2000	Grab	Subsurface soil	2 3.8 FT		Inorganics	Cadmium	0.58	mg/kg	U	U	U	0.58	
WBGso-005	WB0765	4/25/1998	Grab	Subsurface soil	2 4 FT		Inorganics	Cadmium	0.58	mg/kg	U	U	U	0.58	
WBGso-070	WB0748	4/24/1998	Grab	Subsurface soil	2 4 FT		Inorganics	Cadmium	0.58	mg/kg	U	U	U	0.58	
WBGso-178	WB0928	5/6/1998	Grab	Subsurface soil	2 4 FT		Inorganics	Cadmium	0.58	mg/kg	U	U	U	0.58	
WBGso-187	WB0940	5/8/1998	Grab	Subsurface soil	2 4 FT		Inorganics	Cadmium	0.58	mg/kg	U	U	U	0.58	
WBGso-057	WB0757	4/24/1998	Grab	Subsurface soil	4 6 FT		Inorganics	Cadmium	0.58	mg/kg	U	U	U	0.58	
WBGso-069	WB0751	4/24/1998	Grab	Subsurface soil	4 5 FT		Inorganics	Cadmium	0.58	mg/kg	U	U	U	0.58	
WBGso-122	WB0767	4/28/1998	Grab	Subsurface soil	4 6 FT		Inorganics	Cadmium	0.58	mg/kg	U	U	U	0.58	
WBG-252	WBG4183	10/22/2000	Grab	Subsurface soil	8 10 FT		Inorganics	Cadmium	0.58	mg/kg	U	U	U	0.58	
WBGso-054	WB0753	5/5/1998	Grab	Subsurface soil	2 4 FT		Inorganics	Cadmium	0.56	mg/kg	U	U	U	0.56	
WBG-227	WBG4095	10/22/2000	Grab	Subsurface soil	2 4 FT		Inorganics	Cadmium	0.59	mg/kg	U	UJ	UJ	0.59	I02
WBG-227	WBG4097	10/22/2000	Grab	Subsurface soil	6 8 FT		Inorganics	Cadmium	0.59	mg/kg	U	UJ	UJ	0.59	I02
WBG-222	WBG4080	10/25/2000	Grab	Subsurface soil	2 4 FT		Inorganics	Cadmium	0.58	mg/kg	U	UJ	UJ	0.58	I03
WBG-240	WBG4140	10/25/2000	Grab	Subsurface soil	2 4 FT		Inorganics	Cadmium	0.58	mg/kg	U	UJ	UJ	0.58	I03
WBG-227	WBG4096	10/22/2000	Grab	Subsurface soil	4 6 FT		Inorganics	Cadmium	0.58	mg/kg	U	UJ	UJ	0.58	I02
WBG-229	WBG4103	10/25/2000	Grab	Subsurface soil	2 4 FT		Inorganics	Cadmium	0.57	mg/kg	U	UJ	UJ	0.57	I03
WBG-205	WBG4028	10/21/2000	Grab	Subsurface soil	4 6 FT		Inorganics	Cadmium	0.57	mg/kg	U	UJ	UJ	0.57	I02
WBG-221	WBG4075	10/25/2000	Grab	Subsurface soil	4 6 FT		Inorganics	Cadmium	0.57	mg/kg	U	UJ	UJ	0.57	I03
WBG-199	WBG4008	10/21/2000	Grab	Subsurface soil	4 6 FT		Inorganics	Cadmium	0.56	mg/kg	U	UJ	UJ	0.56	I02
WBG-203	WBG4022	10/22/2000	Grab	Subsurface soil	8 10 FT		Inorganics	Calcium	35700	mg/kg		=	=	564	
WBG-203	WBG4019	10/22/2000	Grab	Subsurface soil	2 4 FT		Inorganics	Calcium	28800	mg/kg		=	=	573	
WBG-232	WBG4114	10/22/2000	Grab	Subsurface soil	6 8 FT		Inorganics	Calcium	28000	mg/kg		=	=	570	
WBG-232	WBG4112	10/22/2000	Grab	Subsurface soil	2 4 FT		Inorganics	Calcium	21900	mg/kg		=	=	581	
WBG-205	WBG4313	10/22/2000	Grab	Subsurface soil	6 8 FT		Inorganics	Calcium	21000	mg/kg		=	=	573	
WBG-232	WBG4113	10/22/2000	Grab	Subsurface soil	4 6 FT		Inorganics	Calcium	20600	mg/kg		=	=	582	
WBGso-057	WB0757	4/24/1998	Grab	Subsurface soil	4 6 FT		Inorganics	Calcium	17900	mg/kg		=	=	579	
WBGso-057	WB0756	4/24/1998	Grab	Subsurface soil	2 4 FT		Inorganics	Calcium	14700	mg/kg		=	=	577	
WBG-203	WBG4020	10/22/2000	Grab	Subsurface soil	4 6 FT		Inorganics	Calcium	14000	mg/kg		=	=	557	
WBG-257	WBG4200	10/30/2000	Grab	Subsurface soil	8 9.1 FT		Inorganics	Calcium	13700	mg/kg		=	=	608	
WBG-232	WBG4115	10/22/2000	Grab	Subsurface soil	8 10 FT		Inorganics	Calcium	13000	mg/kg		=	=	581	
WBGso-189	WB0919	5/6/1998	Grab	Subsurface soil	2 4 FT		Inorganics	Calcium	10700	mg/kg		=	=	605	
WBG-247	WBG4163	10/22/2000	Grab	Subsurface soil	2 4 FT		Inorganics	Calcium	9710	mg/kg		=	=	645	
WBGso-055	WB0755	4/24/1998	Grab	Subsurface soil	4 6 FT		Inorganics	Calcium	8870	mg/kg		=	=	621	
WBGso-188	WB0918	5/6/1998	Grab	Subsurface soil	2 4 FT		Inorganics	Calcium	8050	mg/kg		=	=	630	
WBG-203	WBG4021	10/22/2000	Grab	Subsurface soil	6 8 FT		Inorganics	Calcium	7940	mg/kg		=	=	570	
WBG-199	WBG4007	10/20/2000	Grab	Subsurface soil	2 4 FT		Inorganics	Calcium	5590	mg/kg		=	=	568	
WBGso-059	WB0760	4/25/1998	Grab	Subsurface soil	2 4 FT		Inorganics	Calcium	5070	mg/kg		=	=	636	
WBGso-185	WB0762	4/25/1998	Grab	Subsurface soil	2 4 FT		Inorganics	Calcium	4140	mg/kg		=	=	626	
WBGso-186	WB0927	5/6/1998	Grab	Subsurface soil	4 6 FT		Inorganics	Calcium	3760	mg/kg		=	=	586	
WBG-243	WBG4151	10/23/2000	Grab	Subsurface soil	2 3.8 FT		Inorganics	Calcium	3350	mg/kg		=	=	579	
WBGso-122	WB0767	4/28/1998	Grab	Subsurface soil	4 6 FT		Inorganics	Calcium	2190	mg/kg		=	=	578	
WBGso-035	WB0763	4/25/1998	Grab	Subsurface soil	2 4 FT		Inorganics	Calcium	1900	mg/kg		=	=	580	
WBG-199	WBG4314	10/22/2000	Grab	Subsurface soil	6 8 FT		Inorganics	Calcium	1880	mg/kg		=	=	567	
WBGso-062	WB0758	4/25/1998	Grab	Subsurface soil	2 4 FT		Inorganics	Calcium	1730	mg/kg		=	=	659	
WBGso-186	WB0770	4/28/1998	Grab	Subsurface soil	2 4 FT		Inorganics	Calcium	1600	mg/kg		=	=	642	
WBGso-055	WB0754	4/24/1998	Grab	Subsurface soil	2 4 FT		Inorganics	Calcium	1540	mg/kg		=	=	600	
WBGso-168	WB0773	5/5/1998	Grab	Subsurface soil	2 4 FT		Inorganics	Calcium	1080	mg/kg		=	=	642	
WBGso-037	WB0761	4/25/1998	Grab	Subsurface soil	2 4 FT		Inorganics	Calcium	1030	mg/kg		=	=	633	
WBGso-140	WB0769	4/28/1998	Grab	Subsurface soil	4 6 FT		Inorganics	Calcium	953	mg/kg		=	=	621	
WBGso-054	WB0753	5/5/1998	Grab	Subsurface soil	2 4 FT		Inorganics	Calcium	913	mg/kg		=	=	562	
WBGso-062	WB0759	4/25/1998	Grab	Subsurface soil	4 6 FT		Inorganics	Calcium	846	mg/kg		=	=	624	
WBG-237	WBG4131	10/22/2000	Grab	Subsurface soil	6 8 FT		Inorganics	Calcium	768	mg/kg		=	=	624	
WBGso-178	WB0928	5/6/1998	Grab	Subsurface soil	2 4 FT		Inorganics	Calcium	755	mg/kg		=	=	578	

Station	Sample ID	Date Collected	Sample Type	Media	Depth	Sample Comment	Analysis	Chemical	Results	Units	Lab Qual	Data Qual	Qual	Detection Limit	Validation Code
WBG-237	WBG4132	10/22/2000	Grab	Subsurface soil	8 10 FT		Inorganics	Calcium	750	mg/kg		=	=	616	
WBGso-141	WB0771	4/28/1998	Grab	Subsurface soil	4 6 FT		Inorganics	Calcium	700	mg/kg		=	=	605	
WBG-237	WBG4130	10/22/2000	Grab	Subsurface soil	4 6 FT		Inorganics	Calcium	661	mg/kg		=	=	620	
WBG-210	WBG4043	10/30/2000	Grab	Subsurface soil	4 6 FT		Inorganics	Calcium	32800	mg/kg		J	J	618	I02
WBG-242	WBG4148	10/22/2000	Grab	Subsurface soil	6 8 FT		Inorganics	Calcium	22700	mg/kg		J	J	637	F10
WBGso-070	WB0749	4/24/1998	Grab	Subsurface soil	4 6 FT		Inorganics	Calcium	20500	mg/kg		J	J	590	I01
WBG-219	WBG4071	10/22/2000	Grab	Subsurface soil	2 4 FT		Inorganics	Calcium	17300	mg/kg		J	J	585	F10
WBG-252	WBG4181	10/22/2000	Grab	Subsurface soil	4 6 FT		Inorganics	Calcium	14300	mg/kg		J	J	589	F10
WBG-257	WBG4199	10/30/2000	Grab	Subsurface soil	6 8 FT		Inorganics	Calcium	13500	mg/kg		J	J	636	I02
WBG-218	WBG4068	10/22/2000	Grab	Subsurface soil	2 4 FT		Inorganics	Calcium	11100	mg/kg		J	J	606	F10
WBG-252	WBG4182	10/22/2000	Grab	Subsurface soil	6 8 FT		Inorganics	Calcium	10500	mg/kg		J	J	593	F10
WBG-252	WBG4183	10/22/2000	Grab	Subsurface soil	8 10 FT		Inorganics	Calcium	10100	mg/kg		J	J	583	F10
WBG-210	WBG4042	10/30/2000	Grab	Subsurface soil	2 4 FT		Inorganics	Calcium	8480	mg/kg		J	J	582	I02
WBG-210	WBG4044	10/30/2000	Grab	Subsurface soil	6 8 FT		Inorganics	Calcium	8120	mg/kg		J	J	588	I02
WBG-210	WBG4045	10/30/2000	Grab	Subsurface soil	8 10 FT		Inorganics	Calcium	6260	mg/kg		J	J	605	I02
WBG-222	WBG4080	10/25/2000	Grab	Subsurface soil	2 4 FT		Inorganics	Calcium	6030	mg/kg		J	J	577	F10
WBG-252	WBG4180	10/22/2000	Grab	Subsurface soil	2 4 FT		Inorganics	Calcium	5170	mg/kg		J	J	590	F10
WBG-205	WBG4028	10/21/2000	Grab	Subsurface soil	4 6 FT		Inorganics	Calcium	4460	mg/kg		J	J	572	F10,E07
WBG-219	WBG4072	10/25/2000	Grab	Subsurface soil	4 6 FT		Inorganics	Calcium	4340	mg/kg		J	J	569	F10
WBGso-196	WB0943	5/8/1998	Grab	Subsurface soil	2 4 FT		Inorganics	Calcium	2910	mg/kg		J	J	641	E07
WBGso-069	WB0751	4/24/1998	Grab	Subsurface soil	4 5 FT		Inorganics	Calcium	1860	mg/kg		J	J	583	I01
WBG-257	WBG4198	10/30/2000	Grab	Subsurface soil	4 6 FT		Inorganics	Calcium	1690	mg/kg		J	J	617	I02
WBG-199	WBG4008	10/21/2000	Grab	Subsurface soil	4 6 FT		Inorganics	Calcium	1660	mg/kg		J	J	556	F10,E07
WBG-227	WBG4098	10/22/2000	Grab	Subsurface soil	8 10 FT		Inorganics	Calcium	1570	mg/kg		J	J	593	F10
WBG-231	WBG4109	10/22/2000	Grab	Subsurface soil	2 4 FT		Inorganics	Calcium	1560	mg/kg		J	J	627	F10
WBG-255	WBG4191	10/19/2000	Grab	Subsurface soil	2 4 FT		Inorganics	Calcium	1390	mg/kg		J	J	583	F10
WBG-221	WBG4075	10/25/2000	Grab	Subsurface soil	4 6 FT		Inorganics	Calcium	1390	mg/kg		J	J	573	F10
WBG-227	WBG4096	10/22/2000	Grab	Subsurface soil	4 6 FT		Inorganics	Calcium	1340	mg/kg		J	J	581	F10,E07
WBGso-187	WB0940	5/8/1998	Grab	Subsurface soil	2 4 FT		Inorganics	Calcium	1330	mg/kg		J	J	585	E07
WBG-229	WBG4103	10/25/2000	Grab	Subsurface soil	2 4 FT		Inorganics	Calcium	1320	mg/kg		J	J	575	F10
WBGso-070	WB0748	4/24/1998	Grab	Subsurface soil	2 4 FT		Inorganics	Calcium	1310	mg/kg		J	J	578	I01
WBG-227	WBG4095	10/22/2000	Grab	Subsurface soil	2 4 FT		Inorganics	Calcium	1050	mg/kg		J	J	585	F10,E07
WBG-246	WBG4160	10/25/2000	Grab	Subsurface soil	2 4 FT		Inorganics	Calcium	1050	mg/kg		J	J	615	F10
WBG-227	WBG4097	10/22/2000	Grab	Subsurface soil	6 8 FT		Inorganics	Calcium	946	mg/kg		J	J	594	F10,E07
WBG-223	WBG4083	10/22/2000	Grab	Subsurface soil	2 4 FT		Inorganics	Calcium	940	mg/kg		J	J	588	F10
WBGso-069	WB0750	4/24/1998	Grab	Subsurface soil	2 4 FT		Inorganics	Calcium	861	mg/kg		J	J	599	I01
WBG-240	WBG4140	10/25/2000	Grab	Subsurface soil	2 4 FT		Inorganics	Calcium	681	mg/kg		J	J	583	F10
WBG-242	WBG4146	10/22/2000	Grab	Subsurface soil	2 4 FT		Inorganics	Calcium	605	mg/kg	B	J	J	606	F10
WBGso-073	WB0752	4/24/1998	Grab	Subsurface soil	2 4 FT		Inorganics	Calcium	595	mg/kg		J	J	593	I01
WBG-242	WBG4149	10/22/2000	Grab	Subsurface soil	8 10 FT		Inorganics	Calcium	594	mg/kg	B	J	J	602	F10
WBG-205	WBG4027	10/20/2000	Grab	Subsurface soil	2 4 FT		Inorganics	Calcium	591	mg/kg	B	J	J	619	
WBG-237	WBG4129	10/22/2000	Grab	Subsurface soil	2 4 FT		Inorganics	Calcium	582	mg/kg	B	J	J	620	F10
WBG-254	WBG4188	10/19/2000	Grab	Subsurface soil	2 4 FT		Inorganics	Calcium	560	mg/kg	B	J	J	601	F10
WBGso-142	WB0772	4/28/1998	Grab	Subsurface soil	2 4 FT		Inorganics	Calcium	540	mg/kg	B L	J	J	589	
WBG-257	WBG4197	10/30/2000	Grab	Subsurface soil	2 4 FT		Inorganics	Calcium	529	mg/kg	B	J	J	588	I02
WBGso-006	WB0764	4/25/1998	Grab	Subsurface soil	2 4 FT		Inorganics	Calcium	453	mg/kg	B	J	J	606	
WBG-242	WBG4147	10/22/2000	Grab	Subsurface soil	4 6 FT		Inorganics	Calcium	432	mg/kg	B	J	J	592	F10
WBGso-005	WB0765	4/25/1998	Grab	Subsurface soil	2 4 FT		Inorganics	Calcium	333	mg/kg	B	J	J	577	
WBGso-107	WB0766	4/28/1998	Grab	Subsurface soil	2 4 FT		Inorganics	Calcium	657	mg/kg	B	U	U	660	F01,F06
WBG-219	WBG4071	10/22/2000	Grab	Subsurface soil	2 4 FT		Inorganics	Chromium	80.9	mg/kg		=	=	5.9	
WBG-218	WBG4068	10/22/2000	Grab	Subsurface soil	2 4 FT		Inorganics	Chromium	67.6	mg/kg		=	=	6.1	
WBG-199	WBG4007	10/20/2000	Grab	Subsurface soil	2 4 FT		Inorganics	Chromium	41	mg/kg		=	=	1.1	
WBG-247	WBG4163	10/22/2000	Grab	Subsurface soil	2 4 FT		Inorganics	Chromium	26.6	mg/kg		=	=	1.3	
WBGso-037	WB0761	4/25/1998	Grab	Subsurface soil	2 4 FT		Inorganics	Chromium	23.3	mg/kg		=	=	1.3	
WBG-199	WBG4314	10/22/2000	Grab	Subsurface soil	6 8 FT		Inorganics	Chromium	23.3	mg/kg		=	=	1.1	
WBGso-057	WB0756	4/24/1998	Grab	Subsurface soil	2 4 FT		Inorganics	Chromium	23.1	mg/kg		=	=	1.2	
WBGso-122	WB0767	4/28/1998	Grab	Subsurface soil	4 6 FT		Inorganics	Chromium	22.8	mg/kg		=	=	1.2	
WBG-252	WBG4181	10/22/2000	Grab	Subsurface soil	4 6 FT		Inorganics	Chromium	22	mg/kg		=	=	1.2	
WBGso-055	WB0754	4/24/1998	Grab	Subsurface soil	2 4 FT		Inorganics	Chromium	21.5	mg/kg		=	=	1.2	
WBGso-057	WB0757	4/24/1998	Grab	Subsurface soil	4 6 FT		Inorganics	Chromium	21.5	mg/kg		=	=	1.2	
WBGso-168	WB0773	5/5/1998	Grab	Subsurface soil	2 4 FT		Inorganics	Chromium	21.1	mg/kg		=	=	1.3	
WBG-232	WBG4112	10/22/2000	Grab	Subsurface soil	2 4 FT		Inorganics	Chromium	20.8	mg/kg		=	=	1.2	
WBG-237	WBG4130	10/22/2000	Grab	Subsurface soil	4 6 FT		Inorganics	Chromium	19.9	mg/kg		=	=	1.2	
WBGso-055	WB0755	4/24/1998	Grab	Subsurface soil	4 6 FT		Inorganics	Chromium	19.9	mg/kg		=	=	1.2	
WBG-252	WBG4183	10/22/2000	Grab	Subsurface soil	8 10 FT		Inorganics	Chromium	19.7	mg/kg		=	=	1.2	
WBGso-196	WB0943	5/8/1998	Grab	Subsurface soil	2 4 FT		Inorganics	Chromium	19.6	mg/kg		=	=	1.3	
WBGso-069	WB0751	4/24/1998	Grab	Subsurface soil	4 5 FT		Inorganics	Chromium	19.6	mg/kg		=	=	1.2	
WBG-237	WBG4129	10/22/2000	Grab	Subsurface soil	2 4 FT		Inorganics	Chromium	19.2	mg/kg		=	=	1.2	
WBGso-070	WB0749	4/24/1998	Grab	Subsurface soil	4 6 FT		Inorganics	Chromium	19.1	mg/kg		=	=	1.2	
WBGso-059	WB0760	4/25/1998	Grab	Subsurface soil	2 4 FT		Inorganics	Chromium	18.7	mg/kg		=	=	1.3	
WBGso-069	WB0750	4/24/1998	Grab	Subsurface soil	2 4 FT		Inorganics	Chromium	18.7	mg/kg		=	=	1.2	
WBGso-062	WB0758	4/25/1998	Grab	Subsurface soil	2 4 FT		Inorganics	Chromium	18.5	mg/kg		=	=	1.3	
WBG-252	WBG4182	10/22/2000	Grab	Subsurface soil	6 8 FT		Inorganics	Chromium	18.5	mg/kg		=	=	1.2	
WBG-237	WBG4132	10/22/2000	Grab	Subsurface soil	8 10 FT		Inorganics	Chromium	18.4	mg/kg		=	=	1.2	
WBGso-035	WB0763	4/25/1998	Grab	Subsurface soil	2 4 FT		Inorganics	Chromium	17.6	mg/kg		=	=	1.2	
WBGso-187	WB0940	5/8/1998	Grab	Subsurface soil	2 4 FT		Inorganics	Chromium	17.6	mg/kg		=	=	1.2	

Station	Sample ID	Date Collected	Sample Type	Media	Depth	Sample Comment	Analysis	Chemical	Results	Units	Lab Qual	Data Qual	Qual	Detection Limit	Validation Code
WBG-252	WBG4180	10/22/2000	Grab	Subsurface soil	2 4 FT		Inorganics	Chromium	17	mg/kg		=	=	1.2	
WBGso-186	WB0770	4/28/1998	Grab	Subsurface soil	2 4 FT		Inorganics	Chromium	16.9	mg/kg		=	=	1.3	
WBG-232	WBG4113	10/22/2000	Grab	Subsurface soil	4 6 FT		Inorganics	Chromium	16.9	mg/kg		=	=	1.2	
WBG-223	WBG4083	10/22/2000	Grab	Subsurface soil	2 4 FT		Inorganics	Chromium	16.7	mg/kg		=	=	1.2	
WBG-205	WBG4027	10/20/2000	Grab	Subsurface soil	2 4 FT		Inorganics	Chromium	16.3	mg/kg		=	=	1.2	
WBG-203	WBG4020	10/22/2000	Grab	Subsurface soil	4 6 FT		Inorganics	Chromium	16.3	mg/kg		=	=	1.1	
WBG-237	WBG4131	10/22/2000	Grab	Subsurface soil	6 8 FT		Inorganics	Chromium	16.3	mg/kg		=	=	1.2	
WBGso-188	WB0918	5/6/1998	Grab	Subsurface soil	2 4 FT		Inorganics	Chromium	15.9	mg/kg		=	=	1.3	
WBG-203	WBG4019	10/22/2000	Grab	Subsurface soil	2 4 FT		Inorganics	Chromium	15.6	mg/kg		=	=	1.1	
WBGso-189	WB0919	5/6/1998	Grab	Subsurface soil	2 4 FT		Inorganics	Chromium	15.4	mg/kg		=	=	1.2	
WBGso-070	WB0748	4/24/1998	Grab	Subsurface soil	2 4 FT		Inorganics	Chromium	15.3	mg/kg		=	=	1.2	
WBGso-185	WB0762	4/25/1998	Grab	Subsurface soil	2 4 FT		Inorganics	Chromium	15.3	mg/kg		=	=	1.3	
WBG-205	WBG4313	10/22/2000	Grab	Subsurface soil	6 8 FT		Inorganics	Chromium	15.3	mg/kg		=	=	1.1	
WBGso-186	WB0927	5/6/1998	Grab	Subsurface soil	4 6 FT		Inorganics	Chromium	15.2	mg/kg		=	=	1.2	
WBG-231	WBG4109	10/22/2000	Grab	Subsurface soil	2 4 FT		Inorganics	Chromium	14.8	mg/kg		=	=	1.3	
WBG-203	WBG4021	10/22/2000	Grab	Subsurface soil	6 8 FT		Inorganics	Chromium	14.8	mg/kg		=	=	1.1	
WBG-227	WBG4098	10/22/2000	Grab	Subsurface soil	8 10 FT		Inorganics	Chromium	14.4	mg/kg		=	=	1.2	
WBGso-140	WB0769	4/28/1998	Grab	Subsurface soil	4 6 FT		Inorganics	Chromium	14.3	mg/kg		=	=	1.2	
WBGso-107	WB0766	4/28/1998	Grab	Subsurface soil	2 4 FT		Inorganics	Chromium	13.8	mg/kg		=	=	1.3	
WBGso-005	WB0765	4/25/1998	Grab	Subsurface soil	2 4 FT		Inorganics	Chromium	13.5	mg/kg		=	=	1.2	
WBG-232	WBG4114	10/22/2000	Grab	Subsurface soil	6 8 FT		Inorganics	Chromium	13.4	mg/kg		=	=	1.1	
WBGso-062	WB0759	4/25/1998	Grab	Subsurface soil	4 6 FT		Inorganics	Chromium	13	mg/kg		=	=	1.2	
WBG-232	WBG4115	10/22/2000	Grab	Subsurface soil	8 10 FT		Inorganics	Chromium	12.9	mg/kg		=	=	1.2	
WBG-242	WBG4146	10/22/2000	Grab	Subsurface soil	2 4 FT		Inorganics	Chromium	12.6	mg/kg		=	=	1.2	
WBGso-142	WB0772	4/28/1998	Grab	Subsurface soil	2 4 FT		Inorganics	Chromium	12.3	mg/kg		=	=	1.2	
WBGso-178	WB0928	5/6/1998	Grab	Subsurface soil	2 4 FT		Inorganics	Chromium	11.9	mg/kg		=	=	1.2	
WBGso-073	WB0752	4/24/1998	Grab	Subsurface soil	2 4 FT		Inorganics	Chromium	11.8	mg/kg		=	=	1.2	
WBGso-006	WB0764	4/25/1998	Grab	Subsurface soil	2 4 FT		Inorganics	Chromium	11.6	mg/kg		=	=	1.2	
WBG-242	WBG4148	10/22/2000	Grab	Subsurface soil	6 8 FT		Inorganics	Chromium	11.2	mg/kg		=	=	1.3	
WBGso-141	WB0771	4/28/1998	Grab	Subsurface soil	4 6 FT		Inorganics	Chromium	10.7	mg/kg		=	=	1.2	
WBG-242	WBG4147	10/22/2000	Grab	Subsurface soil	4 6 FT		Inorganics	Chromium	10.1	mg/kg		=	=	1.2	
WBG-203	WBG4022	10/22/2000	Grab	Subsurface soil	8 10 FT		Inorganics	Chromium	9.6	mg/kg		=	=	1.1	
WBGso-054	WB0753	5/5/1998	Grab	Subsurface soil	2 4 FT		Inorganics	Chromium	9.4	mg/kg		=	=	1.1	
WBG-242	WBG4149	10/22/2000	Grab	Subsurface soil	8 10 FT		Inorganics	Chromium	7.6	mg/kg		=	=	1.2	
WBG-219	WBG4072	10/25/2000	Grab	Subsurface soil	4 6 FT		Inorganics	Chromium	28.8	mg/kg		J	J	1.1	I02
WBG-210	WBG4042	10/30/2000	Grab	Subsurface soil	2 4 FT		Inorganics	Chromium	22.4	mg/kg		J	J	1.2	I01
WBG-210	WBG4043	10/30/2000	Grab	Subsurface soil	4 6 FT		Inorganics	Chromium	20.9	mg/kg		J	J	1.2	I01
WBG-243	WBG4151	10/23/2000	Grab	Subsurface soil	2 3.8 FT		Inorganics	Chromium	20.8	mg/kg		J	J	1.2	I03
WBG-199	WBG4008	10/21/2000	Grab	Subsurface soil	4 6 FT		Inorganics	Chromium	20.3	mg/kg		J	J	1.1	I03
WBG-222	WBG4080	10/25/2000	Grab	Subsurface soil	2 4 FT		Inorganics	Chromium	19.6	mg/kg		J	J	1.2	I02
WBG-221	WBG4075	10/25/2000	Grab	Subsurface soil	4 6 FT		Inorganics	Chromium	17.5	mg/kg		J	J	1.1	I02
WBG-246	WBG4160	10/25/2000	Grab	Subsurface soil	2 4 FT		Inorganics	Chromium	17.2	mg/kg		J	J	1.2	I02
WBG-229	WBG4103	10/25/2000	Grab	Subsurface soil	2 4 FT		Inorganics	Chromium	16.9	mg/kg		J	J	1.1	I02
WBG-205	WBG4028	10/21/2000	Grab	Subsurface soil	4 6 FT		Inorganics	Chromium	16.9	mg/kg		J	J	1.1	I03
WBG-227	WBG4096	10/22/2000	Grab	Subsurface soil	4 6 FT		Inorganics	Chromium	16.4	mg/kg		J	J	1.2	I03
WBG-257	WBG4198	10/30/2000	Grab	Subsurface soil	4 6 FT		Inorganics	Chromium	16.3	mg/kg		J	J	1.2	I01
WBG-257	WBG4199	10/30/2000	Grab	Subsurface soil	6 8 FT		Inorganics	Chromium	16	mg/kg		J	J	1.3	I01
WBG-210	WBG4045	10/30/2000	Grab	Subsurface soil	8 10 FT		Inorganics	Chromium	15.9	mg/kg		J	J	1.2	I01
WBG-240	WBG4140	10/25/2000	Grab	Subsurface soil	2 4 FT		Inorganics	Chromium	15.6	mg/kg		J	J	1.2	I02
WBG-210	WBG4044	10/30/2000	Grab	Subsurface soil	6 8 FT		Inorganics	Chromium	15.6	mg/kg		J	J	1.2	I01
WBG-257	WBG4200	10/30/2000	Grab	Subsurface soil	8 9.1 FT		Inorganics	Chromium	15.3	mg/kg		J	J	1.2	I01
WBG-227	WBG4097	10/22/2000	Grab	Subsurface soil	6 8 FT		Inorganics	Chromium	15	mg/kg		J	J	1.2	I03
WBG-255	WBG4191	10/19/2000	Grab	Subsurface soil	2 4 FT		Inorganics	Chromium	14.4	mg/kg		J	J	1.2	I01
WBG-227	WBG4095	10/22/2000	Grab	Subsurface soil	2 4 FT		Inorganics	Chromium	14	mg/kg		J	J	1.2	I03
WBG-254	WBG4188	10/19/2000	Grab	Subsurface soil	2 4 FT		Inorganics	Chromium	9.3	mg/kg		J	J	1.2	I01
WBG-257	WBG4197	10/30/2000	Grab	Subsurface soil	2 4 FT		Inorganics	Chromium	8.7	mg/kg		J	J	1.2	I01
WBG-237	WBG4130	10/22/2000	Grab	Subsurface soil	4 6 FT		Miscellaneous	Chromium, hexavalent	2.8	mg/kg		J	J	1.2	A01
WBG-237	WBG4132	10/22/2000	Grab	Subsurface soil	8 10 FT		Miscellaneous	Chromium, hexavalent	1.4	mg/kg		J	J	1.2	A01
WBG-232	WBG4112	10/22/2000	Grab	Subsurface soil	2 4 FT		Miscellaneous	Chromium, hexavalent	1.2	mg/kg	U	UJ	UJ	1.2	A01
WBG-237	WBG4129	10/22/2000	Grab	Subsurface soil	2 4 FT		Miscellaneous	Chromium, hexavalent	1.2	mg/kg	U	UJ	UJ	1.2	A01
WBG-232	WBG4113	10/22/2000	Grab	Subsurface soil	4 6 FT		Miscellaneous	Chromium, hexavalent	1.2	mg/kg	U	UJ	UJ	1.2	A01
WBG-237	WBG4131	10/22/2000	Grab	Subsurface soil	6 8 FT		Miscellaneous	Chromium, hexavalent	1.2	mg/kg	U	UJ	UJ	1.2	A01
WBG-232	WBG4115	10/22/2000	Grab	Subsurface soil	8 10 FT		Miscellaneous	Chromium, hexavalent	1.2	mg/kg	U	UJ	UJ	1.2	A01
WBG-203	WBG4019	10/22/2000	Grab	Subsurface soil	2 4 FT		Miscellaneous	Chromium, hexavalent	1.1	mg/kg	U	UJ	UJ	1.1	A01
WBG-203	WBG4020	10/22/2000	Grab	Subsurface soil	4 6 FT		Miscellaneous	Chromium, hexavalent	1.1	mg/kg	U	UJ	UJ	1.1	A01
WBG-203	WBG4021	10/22/2000	Grab	Subsurface soil	6 8 FT		Miscellaneous	Chromium, hexavalent	1.1	mg/kg	U	UJ	UJ	1.1	A01
WBG-232	WBG4114	10/22/2000	Grab	Subsurface soil	6 8 FT		Miscellaneous	Chromium, hexavalent	1.1	mg/kg	U	UJ	UJ	1.1	A01
WBG-203	WBG4022	10/22/2000	Grab	Subsurface soil	8 10 FT		Miscellaneous	Chromium, hexavalent	1.1	mg/kg	U	UJ	UJ	1.1	A01
WBGso-062	WB0758	4/25/1998	Grab	Subsurface soil	2 4 FT		Inorganics	Cobalt	25.4	mg/kg		=	=	19.8	
WBG-218	WBG4068	10/22/2000	Grab	Subsurface soil	2 4 FT		Inorganics	Cobalt	18.2	mg/kg		=	=	6.1	
WBG-219	WBG4071	10/22/2000	Grab	Subsurface soil	2 4 FT		Inorganics	Cobalt	16.2	mg/kg		=	=	5.9	
WBG-243	WBG4151	10/23/2000	Grab	Subsurface soil	2 3.8 FT		Inorganics	Cobalt	16.1	mg/kg		=	=	5.8	
WBG-252	WBG4181	10/22/2000	Grab	Subsurface soil	4 6 FT		Inorganics	Cobalt	15.5	mg/kg		=	=	5.9	
WBG-252	WBG4180	10/22/2000	Grab	Subsurface soil	2 4 FT		Inorganics	Cobalt	14.6	mg/kg		=	=	5.9	
WBG-223	WBG4083	10/22/2000	Grab	Subsurface soil	2 4 FT		Inorganics	Cobalt	14.1	mg/kg		=	=	5.9	
WBG-227	WBG4095	10/22/2000	Grab	Subsurface soil	2 4 FT		Inorganics	Cobalt	13.8	mg/kg		=	=	5.9	

Station	Sample ID	Date Collected	Sample Type	Media	Depth	Sample Comment	Analysis	Chemical	Results	Units	Lab Qual	Data Qual	Qual	Detection Limit	Validation Code
WBG-199	WBG4007	10/20/2000	Grab	Subsurface soil	2 4 FT		Inorganics	Cobalt	13.3	mg/kg		=	=	5.7	
WBG-210	WBG4043	10/30/2000	Grab	Subsurface soil	4 6 FT		Inorganics	Cobalt	13.3	mg/kg		=	=	6.2	
WBG-222	WBG4080	10/25/2000	Grab	Subsurface soil	2 4 FT		Inorganics	Cobalt	12.8	mg/kg		=	=	5.8	
WBG-229	WBG4103	10/25/2000	Grab	Subsurface soil	2 4 FT		Inorganics	Cobalt	12.5	mg/kg		=	=	5.7	
WBG-210	WBG4042	10/30/2000	Grab	Subsurface soil	2 4 FT		Inorganics	Cobalt	12	mg/kg		=	=	5.8	
WBG-210	WBG4044	10/30/2000	Grab	Subsurface soil	6 8 FT		Inorganics	Cobalt	11.9	mg/kg		=	=	5.9	
WBG-210	WBG4045	10/30/2000	Grab	Subsurface soil	8 10 FT		Inorganics	Cobalt	11.6	mg/kg		=	=	6	
WBG-257	WBG4198	10/30/2000	Grab	Subsurface soil	4 6 FT		Inorganics	Cobalt	11.5	mg/kg		=	=	6.2	
WBG-240	WBG4140	10/25/2000	Grab	Subsurface soil	2 4 FT		Inorganics	Cobalt	11.4	mg/kg		=	=	5.8	
WBG-205	WBG4028	10/21/2000	Grab	Subsurface soil	4 6 FT		Inorganics	Cobalt	11.4	mg/kg		=	=	5.7	
WBG-252	WBG4182	10/22/2000	Grab	Subsurface soil	6 8 FT		Inorganics	Cobalt	11.4	mg/kg		=	=	5.9	
WBG-221	WBG4075	10/25/2000	Grab	Subsurface soil	4 6 FT		Inorganics	Cobalt	11.3	mg/kg		=	=	5.7	
WBG-252	WBG4183	10/22/2000	Grab	Subsurface soil	8 10 FT		Inorganics	Cobalt	11.2	mg/kg		=	=	5.8	
WBG-219	WBG4072	10/25/2000	Grab	Subsurface soil	4 6 FT		Inorganics	Cobalt	11.1	mg/kg		=	=	5.7	
WBG-227	WBG4096	10/22/2000	Grab	Subsurface soil	4 6 FT		Inorganics	Cobalt	10.9	mg/kg		=	=	5.8	
WBG-227	WBG4098	10/22/2000	Grab	Subsurface soil	8 10 FT		Inorganics	Cobalt	10.2	mg/kg		=	=	5.9	
WBG-255	WBG4191	10/19/2000	Grab	Subsurface soil	2 4 FT		Inorganics	Cobalt	9.9	mg/kg		=	=	5.8	
WBG-257	WBG4200	10/30/2000	Grab	Subsurface soil	8 9.1 FT		Inorganics	Cobalt	9.7	mg/kg		=	=	6.1	
WBG-199	WBG4008	10/21/2000	Grab	Subsurface soil	4 6 FT		Inorganics	Cobalt	9.6	mg/kg		=	=	5.6	
WBG-227	WBG4097	10/22/2000	Grab	Subsurface soil	6 8 FT		Inorganics	Cobalt	9.1	mg/kg		=	=	5.9	
WBG-237	WBG4129	10/22/2000	Grab	Subsurface soil	2 4 FT		Inorganics	Cobalt	8.2	mg/kg		=	=	6.2	
WBG-242	WBG4147	10/22/2000	Grab	Subsurface soil	4 6 FT		Inorganics	Cobalt	7.6	mg/kg		=	=	5.9	
WBG-231	WBG4109	10/22/2000	Grab	Subsurface soil	2 4 FT		Inorganics	Cobalt	7.5	mg/kg		=	=	6.3	
WBG-246	WBG4160	10/25/2000	Grab	Subsurface soil	2 4 FT		Inorganics	Cobalt	7.4	mg/kg		=	=	6.1	
WBG-205	WBG4027	10/20/2000	Grab	Subsurface soil	2 4 FT		Inorganics	Cobalt	6.8	mg/kg		=	=	6.2	
WBG-257	WBG4197	10/30/2000	Grab	Subsurface soil	2 4 FT		Inorganics	Cobalt	6.7	mg/kg		=	=	5.9	
WBG-242	WBG4148	10/22/2000	Grab	Subsurface soil	6 8 FT		Inorganics	Cobalt	6.6	mg/kg		=	=	6.4	
WBG-242	WBG4146	10/22/2000	Grab	Subsurface soil	2 4 FT		Inorganics	Cobalt	6.4	mg/kg		=	=	6.1	
WBG-237	WBG4131	10/22/2000	Grab	Subsurface soil	6 8 FT		Inorganics	Cobalt	18.2	mg/kg		J	J	6.2	I02
WBG-237	WBG4130	10/22/2000	Grab	Subsurface soil	4 6 FT		Inorganics	Cobalt	17.7	mg/kg		J	J	6.2	I02
WBGso-186	WB0927	5/6/1998	Grab	Subsurface soil	4 6 FT		Inorganics	Cobalt	17.1	mg/kg	B	J	J	17.6	
WBGso-035	WB0763	4/25/1998	Grab	Subsurface soil	2 4 FT		Inorganics	Cobalt	16	mg/kg	B	J	J	17.4	
WBG-232	WBG4113	10/22/2000	Grab	Subsurface soil	4 6 FT		Inorganics	Cobalt	14.7	mg/kg		J	J	5.8	I02
WBGso-057	WB0756	4/24/1998	Grab	Subsurface soil	2 4 FT		Inorganics	Cobalt	14.3	mg/kg	B	J	J	17.3	
WBG-199	WBG4314	10/22/2000	Grab	Subsurface soil	6 8 FT		Inorganics	Cobalt	14.2	mg/kg		J	J	5.7	I02
WBGso-057	WB0757	4/24/1998	Grab	Subsurface soil	4 6 FT		Inorganics	Cobalt	13.9	mg/kg	B	J	J	17.4	
WBGso-196	WB0943	5/8/1998	Grab	Subsurface soil	2 4 FT		Inorganics	Cobalt	13.2	mg/kg	B	J	J	19.2	
WBGso-055	WB0754	4/24/1998	Grab	Subsurface soil	2 4 FT		Inorganics	Cobalt	12.6	mg/kg	B	J	J	18	
WBGso-122	WB0767	4/28/1998	Grab	Subsurface soil	4 6 FT		Inorganics	Cobalt	12.6	mg/kg	B	J	J	17.3	
WBGso-055	WB0755	4/24/1998	Grab	Subsurface soil	4 6 FT		Inorganics	Cobalt	12.3	mg/kg	B	J	J	18.6	
WBGso-059	WB0760	4/25/1998	Grab	Subsurface soil	2 4 FT		Inorganics	Cobalt	11.9	mg/kg	B	J	J	19.1	
WBGso-140	WB0769	4/28/1998	Grab	Subsurface soil	4 6 FT		Inorganics	Cobalt	11.8	mg/kg	B	J	J	18.6	
WBG-205	WBG4313	10/22/2000	Grab	Subsurface soil	6 8 FT		Inorganics	Cobalt	11.7	mg/kg		J	J	5.7	I02
WBGso-070	WB0749	4/24/1998	Grab	Subsurface soil	4 6 FT		Inorganics	Cobalt	11.2	mg/kg	B	J	J	17.7	
WBGso-069	WB0751	4/24/1998	Grab	Subsurface soil	4 5 FT		Inorganics	Cobalt	11	mg/kg	B	J	J	17.5	
WBG-232	WBG4115	10/22/2000	Grab	Subsurface soil	8 10 FT		Inorganics	Cobalt	10.9	mg/kg		J	J	5.8	I02
WBG-257	WBG4199	10/30/2000	Grab	Subsurface soil	6 8 FT		Inorganics	Cobalt	10.8	mg/kg		J	J	6.4	
WBG-232	WBG4114	10/22/2000	Grab	Subsurface soil	6 8 FT		Inorganics	Cobalt	10.4	mg/kg		J	J	5.7	I02
WBG-203	WBG4019	10/22/2000	Grab	Subsurface soil	2 4 FT		Inorganics	Cobalt	10.1	mg/kg		J	J	5.7	I02
WBG-203	WBG4020	10/22/2000	Grab	Subsurface soil	4 6 FT		Inorganics	Cobalt	10	mg/kg		J	J	5.6	I02
WBGso-178	WB0928	5/6/1998	Grab	Subsurface soil	2 4 FT		Inorganics	Cobalt	9.8	mg/kg	B	J	J	17.3	
WBGso-188	WB0918	5/6/1998	Grab	Subsurface soil	2 4 FT		Inorganics	Cobalt	9.8	mg/kg	B	J	J	18.9	
WBGso-037	WB0761	4/25/1998	Grab	Subsurface soil	2 4 FT		Inorganics	Cobalt	9.6	mg/kg	B	J	J	19	
WBGso-070	WB0748	4/24/1998	Grab	Subsurface soil	2 4 FT		Inorganics	Cobalt	9.5	mg/kg	B	J	J	17.3	
WBGso-187	WB0940	5/8/1998	Grab	Subsurface soil	2 4 FT		Inorganics	Cobalt	9.5	mg/kg	B	J	J	17.5	
WBGso-186	WB0770	4/28/1998	Grab	Subsurface soil	2 4 FT		Inorganics	Cobalt	9.4	mg/kg	B	J	J	19.3	
WBG-203	WBG4021	10/22/2000	Grab	Subsurface soil	6 8 FT		Inorganics	Cobalt	9.4	mg/kg		J	J	5.7	I02
WBGso-107	WB0766	4/28/1998	Grab	Subsurface soil	2 4 FT		Inorganics	Cobalt	9.3	mg/kg	B	J	J	19.8	
WBGso-073	WB0752	4/24/1998	Grab	Subsurface soil	2 4 FT		Inorganics	Cobalt	8.8	mg/kg	B	J	J	17.8	
WBGso-189	WB0919	5/6/1998	Grab	Subsurface soil	2 4 FT		Inorganics	Cobalt	8.6	mg/kg	B	J	J	18.2	
WBGso-006	WB0764	4/25/1998	Grab	Subsurface soil	2 4 FT		Inorganics	Cobalt	8	mg/kg	B	J	J	18.2	
WBGso-062	WB0759	4/25/1998	Grab	Subsurface soil	4 6 FT		Inorganics	Cobalt	8	mg/kg	B	J	J	18.7	
WBG-232	WBG4112	10/22/2000	Grab	Subsurface soil	2 4 FT		Inorganics	Cobalt	7.8	mg/kg		J	J	5.8	I02
WBGso-142	WB0772	4/28/1998	Grab	Subsurface soil	2 4 FT		Inorganics	Cobalt	7.7	mg/kg	B	J	J	17.7	
WBGso-069	WB0750	4/24/1998	Grab	Subsurface soil	2 4 FT		Inorganics	Cobalt	7.6	mg/kg	B	J	J	18	
WBGso-005	WB0765	4/25/1998	Grab	Subsurface soil	2 4 FT		Inorganics	Cobalt	7.1	mg/kg	B	J	J	17.3	
WBG-247	WBG4163	10/22/2000	Grab	Subsurface soil	2 4 FT		Inorganics	Cobalt	6.8	mg/kg		J	J	6.4	I02
WBGso-168	WB0773	5/5/1998	Grab	Subsurface soil	2 4 FT		Inorganics	Cobalt	6.7	mg/kg	B	J	J	19.3	
WBGso-054	WB0753	5/5/1998	Grab	Subsurface soil	2 4 FT		Inorganics	Cobalt	6.5	mg/kg	B	J	J	16.8	
WBGso-185	WB0762	4/25/1998	Grab	Subsurface soil	2 4 FT		Inorganics	Cobalt	6.4	mg/kg	B	J	J	18.8	
WBG-237	WBG4132	10/22/2000	Grab	Subsurface soil	8 10 FT		Inorganics	Cobalt	5.9	mg/kg	B	J	J	6.2	I02
WBGso-141	WB0771	4/28/1998	Grab	Subsurface soil	4 6 FT		Inorganics	Cobalt	5.4	mg/kg	B	J	J	18.2	
WBG-242	WBG4149	10/22/2000	Grab	Subsurface soil	8 10 FT		Inorganics	Cobalt	4.2	mg/kg	B	J	J	6	
WBG-203	WBG4022	10/22/2000	Grab	Subsurface soil	8 10 FT		Inorganics	Cobalt	4	mg/kg	B	J	J	5.6	I02
WBG-254	WBG4188	10/19/2000	Grab	Subsurface soil	2 4 FT		Inorganics	Cobalt	3.7	mg/kg	B	J	J	6	
WBG-218	WBG4068	10/22/2000	Grab	Subsurface soil	2 4 FT		Inorganics	Copper	428	mg/kg		=	=	3	

Station	Sample ID	Date Collected	Sample Type	Media	Depth	Sample Comment	Analysis	Chemical	Results	Units	Lab Qual	Data Qual	Qual	Detection Limit	Validation Code
WBG-219	WBG4071	10/22/2000	Grab	Subsurface soil	2 4 FT		Inorganics	Copper	366	mg/kg		=	=	2.9	
WBG-252	WBG4181	10/22/2000	Grab	Subsurface soil	4 6 FT		Inorganics	Copper	220	mg/kg		=	=	2.9	
WBG-199	WBG4007	10/20/2000	Grab	Subsurface soil	2 4 FT		Inorganics	Copper	205	mg/kg		=	=	2.8	
WBG-247	WBG4163	10/22/2000	Grab	Subsurface soil	2 4 FT		Inorganics	Copper	160	mg/kg		=	=	3.2	
WBG-203	WBG4019	10/22/2000	Grab	Subsurface soil	2 4 FT		Inorganics	Copper	62.4	mg/kg		=	=	2.9	
WBG-199	WBG4314	10/22/2000	Grab	Subsurface soil	6 8 FT		Inorganics	Copper	55.2	mg/kg		=	=	2.8	
WBG-252	WBG4180	10/22/2000	Grab	Subsurface soil	2 4 FT		Inorganics	Copper	50.1	mg/kg		=	=	2.9	
WBGso-057	WB0756	4/24/1998	Grab	Subsurface soil	2 4 FT		Inorganics	Copper	46.9	mg/kg		=	=	2.9	
WBG-199	WBG4008	10/21/2000	Grab	Subsurface soil	4 6 FT		Inorganics	Copper	38	mg/kg		=	=	2.8	
WBG-252	WBG4182	10/22/2000	Grab	Subsurface soil	6 8 FT		Inorganics	Copper	35.5	mg/kg		=	=	3	
WBGso-055	WB0755	4/24/1998	Grab	Subsurface soil	4 6 FT		Inorganics	Copper	33.6	mg/kg		=	=	3.1	
WBG-252	WBG4183	10/22/2000	Grab	Subsurface soil	8 10 FT		Inorganics	Copper	32.1	mg/kg		=	=	2.9	
WBGso-055	WB0754	4/24/1998	Grab	Subsurface soil	2 4 FT		Inorganics	Copper	32	mg/kg		=	=	3	
WBGso-186	WB0770	4/28/1998	Grab	Subsurface soil	2 4 FT		Inorganics	Copper	30.6	mg/kg		=	=	3.2	
WBGso-140	WB0769	4/28/1998	Grab	Subsurface soil	4 6 FT		Inorganics	Copper	30.1	mg/kg		=	=	3.1	
WBGso-122	WB0767	4/28/1998	Grab	Subsurface soil	4 6 FT		Inorganics	Copper	29.8	mg/kg		=	=	2.9	
WBGso-037	WB0761	4/25/1998	Grab	Subsurface soil	2 4 FT		Inorganics	Copper	25.8	mg/kg		=	=	3.2	
WBG-237	WBG4131	10/22/2000	Grab	Subsurface soil	6 8 FT		Inorganics	Copper	24.9	mg/kg		=	=	3.1	
WBG-237	WBG4130	10/22/2000	Grab	Subsurface soil	4 6 FT		Inorganics	Copper	24.2	mg/kg		=	=	3.1	
WBGso-070	WB0749	4/24/1998	Grab	Subsurface soil	4 6 FT		Inorganics	Copper	23.7	mg/kg		=	=	3	
WBGso-178	WB0928	5/6/1998	Grab	Subsurface soil	2 4 FT		Inorganics	Copper	23.4	mg/kg		=	=	2.9	
WBGso-069	WB0751	4/24/1998	Grab	Subsurface soil	4 5 FT		Inorganics	Copper	23.3	mg/kg		=	=	2.9	
WBGso-057	WB0757	4/24/1998	Grab	Subsurface soil	4 6 FT		Inorganics	Copper	22.9	mg/kg		=	=	2.9	
WBGso-186	WB0927	5/6/1998	Grab	Subsurface soil	4 6 FT		Inorganics	Copper	22.8	mg/kg		=	=	2.9	
WBG-243	WBG4151	10/23/2000	Grab	Subsurface soil	2 3.8 FT		Inorganics	Copper	22.7	mg/kg		=	=	2.9	
WBGso-059	WB0760	4/25/1998	Grab	Subsurface soil	2 4 FT		Inorganics	Copper	22.7	mg/kg		=	=	3.2	
WBG-227	WBG4095	10/22/2000	Grab	Subsurface soil	2 4 FT		Inorganics	Copper	22.3	mg/kg		=	=	2.9	
WBGso-054	WB0753	5/5/1998	Grab	Subsurface soil	2 4 FT		Inorganics	Copper	21.8	mg/kg		=	=	2.8	
WBG-205	WBG4028	10/21/2000	Grab	Subsurface soil	4 6 FT		Inorganics	Copper	21.7	mg/kg		=	=	2.9	
WBG-203	WBG4020	10/22/2000	Grab	Subsurface soil	4 6 FT		Inorganics	Copper	21.5	mg/kg		=	=	2.8	
WBG-232	WBG4112	10/22/2000	Grab	Subsurface soil	2 4 FT		Inorganics	Copper	20.8	mg/kg		=	=	2.9	
WBG-203	WBG4021	10/22/2000	Grab	Subsurface soil	6 8 FT		Inorganics	Copper	20.8	mg/kg		=	=	2.8	
WBG-227	WBG4097	10/22/2000	Grab	Subsurface soil	6 8 FT		Inorganics	Copper	20.7	mg/kg		=	=	3	
WBG-227	WBG4098	10/22/2000	Grab	Subsurface soil	8 10 FT		Inorganics	Copper	20.5	mg/kg		=	=	3	
WBG-227	WBG4096	10/22/2000	Grab	Subsurface soil	4 6 FT		Inorganics	Copper	20.4	mg/kg		=	=	2.9	
WBG-223	WBG4083	10/22/2000	Grab	Subsurface soil	2 4 FT		Inorganics	Copper	20.2	mg/kg		=	=	2.9	
WBG-205	WBG4027	10/20/2000	Grab	Subsurface soil	2 4 FT		Inorganics	Copper	19.6	mg/kg		=	=	3.1	
WBGso-069	WB0750	4/24/1998	Grab	Subsurface soil	2 4 FT		Inorganics	Copper	19.6	mg/kg		=	=	3	
WBGso-189	WB0919	5/6/1998	Grab	Subsurface soil	2 4 FT		Inorganics	Copper	19.5	mg/kg		=	=	3	
WBGso-035	WB0763	4/25/1998	Grab	Subsurface soil	2 4 FT		Inorganics	Copper	19.3	mg/kg		=	=	2.9	
WBGso-070	WB0748	4/24/1998	Grab	Subsurface soil	2 4 FT		Inorganics	Copper	19.1	mg/kg		=	=	2.9	
WBG-237	WBG4129	10/22/2000	Grab	Subsurface soil	2 4 FT		Inorganics	Copper	18.7	mg/kg		=	=	3.1	
WBG-205	WBG4313	10/22/2000	Grab	Subsurface soil	6 8 FT		Inorganics	Copper	18.7	mg/kg		=	=	2.9	
WBG-232	WBG4115	10/22/2000	Grab	Subsurface soil	8 10 FT		Inorganics	Copper	18.5	mg/kg		=	=	2.9	
WBG-232	WBG4113	10/22/2000	Grab	Subsurface soil	4 6 FT		Inorganics	Copper	18.3	mg/kg		=	=	2.9	
WBG-242	WBG4147	10/22/2000	Grab	Subsurface soil	4 6 FT		Inorganics	Copper	18.3	mg/kg		=	=	3	
WBGso-168	WB0773	5/5/1998	Grab	Subsurface soil	2 4 FT		Inorganics	Copper	18.1	mg/kg		=	=	3.2	
WBG-237	WBG4132	10/22/2000	Grab	Subsurface soil	8 10 FT		Inorganics	Copper	17.9	mg/kg		=	=	3.1	
WBG-232	WBG4114	10/22/2000	Grab	Subsurface soil	6 8 FT		Inorganics	Copper	17.7	mg/kg		=	=	2.8	
WBGso-142	WB0772	4/28/1998	Grab	Subsurface soil	2 4 FT		Inorganics	Copper	17.4	mg/kg		=	=	2.9	
WBG-242	WBG4148	10/22/2000	Grab	Subsurface soil	6 8 FT		Inorganics	Copper	17.3	mg/kg		=	=	3.2	
WBG-242	WBG4146	10/22/2000	Grab	Subsurface soil	2 4 FT		Inorganics	Copper	16.6	mg/kg		=	=	3	
WBGso-188	WB0918	5/6/1998	Grab	Subsurface soil	2 4 FT		Inorganics	Copper	16.5	mg/kg		=	=	3.2	
WBGso-073	WB0752	4/24/1998	Grab	Subsurface soil	2 4 FT		Inorganics	Copper	16.2	mg/kg		=	=	3	
WBGso-005	WB0765	4/25/1998	Grab	Subsurface soil	2 4 FT		Inorganics	Copper	16	mg/kg		=	=	2.9	
WBGso-141	WB0771	4/28/1998	Grab	Subsurface soil	4 6 FT		Inorganics	Copper	13.9	mg/kg		=	=	3	
WBG-203	WBG4022	10/22/2000	Grab	Subsurface soil	8 10 FT		Inorganics	Copper	13.9	mg/kg		=	=	2.8	
WBGso-006	WB0764	4/25/1998	Grab	Subsurface soil	2 4 FT		Inorganics	Copper	12.6	mg/kg		=	=	3	
WBG-231	WBG4109	10/22/2000	Grab	Subsurface soil	2 4 FT		Inorganics	Copper	12.3	mg/kg		=	=	3.1	
WBG-242	WBG4149	10/22/2000	Grab	Subsurface soil	8 10 FT		Inorganics	Copper	12.3	mg/kg		=	=	3	
WBGso-185	WB0762	4/25/1998	Grab	Subsurface soil	2 4 FT		Inorganics	Copper	11.6	mg/kg		=	=	3.1	
WBGso-062	WB0758	4/25/1998	Grab	Subsurface soil	2 4 FT		Inorganics	Copper	10.7	mg/kg		=	=	3.3	
WBGso-062	WB0759	4/25/1998	Grab	Subsurface soil	4 6 FT		Inorganics	Copper	9.5	mg/kg		=	=	3.1	
WBGso-107	WB0766	4/28/1998	Grab	Subsurface soil	2 4 FT		Inorganics	Copper	8.3	mg/kg		=	=	3.3	
WBG-219	WBG4072	10/25/2000	Grab	Subsurface soil	4 6 FT		Inorganics	Copper	104	mg/kg		J	J	2.8	I03
WBG-246	WBG4160	10/25/2000	Grab	Subsurface soil	2 4 FT		Inorganics	Copper	39.3	mg/kg		J	J	3.1	I03
WBG-210	WBG4042	10/30/2000	Grab	Subsurface soil	2 4 FT		Inorganics	Copper	38.8	mg/kg		J	J	2.9	I01
WBG-255	WBG4191	10/19/2000	Grab	Subsurface soil	2 4 FT		Inorganics	Copper	28.4	mg/kg		J	J	2.9	I01
WBGso-196	WB0943	5/8/1998	Grab	Subsurface soil	2 4 FT		Inorganics	Copper	27.6	mg/kg		J	J	3.2	E07
WBG-210	WBG4043	10/30/2000	Grab	Subsurface soil	4 6 FT		Inorganics	Copper	24.9	mg/kg		J	J	3.1	I01
WBG-210	WBG4045	10/30/2000	Grab	Subsurface soil	8 10 FT		Inorganics	Copper	24.8	mg/kg		J	J	3	I01
WBG-257	WBG4198	10/30/2000	Grab	Subsurface soil	4 6 FT		Inorganics	Copper	24.2	mg/kg		J	J	3.1	I01
WBG-210	WBG4044	10/30/2000	Grab	Subsurface soil	6 8 FT		Inorganics	Copper	23.6	mg/kg		J	J	2.9	I01
WBG-222	WBG4080	10/25/2000	Grab	Subsurface soil	2 4 FT		Inorganics	Copper	23.2	mg/kg		J	J	2.9	I03
WBG-229	WBG4103	10/25/2000	Grab	Subsurface soil	2 4 FT		Inorganics	Copper	23	mg/kg		J	J	2.9	I03
WBG-221	WBG4075	10/25/2000	Grab	Subsurface soil	4 6 FT		Inorganics	Copper	22.8	mg/kg		J	J	2.9	I03

Station	Sample ID	Date Collected	Sample Type	Media	Depth	Sample Comment	Analysis	Chemical	Results	Units	Lab Qual	Data Qual	Qual	Detection Limit	Validation Code
WBGso-187	WB0940	5/8/1998	Grab	Subsurface soil	2 4 FT		Inorganics	Copper	21.7	mg/kg		J	J	2.9	E07
WBG-257	WBG4199	10/30/2000	Grab	Subsurface soil	6 8 FT		Inorganics	Copper	21.4	mg/kg		J	J	3.2	I01
WBG-240	WBG4140	10/25/2000	Grab	Subsurface soil	2 4 FT		Inorganics	Copper	19.5	mg/kg		J	J	2.9	I03
WBG-257	WBG4200	10/30/2000	Grab	Subsurface soil	8 9.1 FT		Inorganics	Copper	18.6	mg/kg		J	J	3	I01
WBG-257	WBG4197	10/30/2000	Grab	Subsurface soil	2 4 FT		Inorganics	Copper	16.2	mg/kg		J	J	2.9	I01
WBG-254	WBG4188	10/19/2000	Grab	Subsurface soil	2 4 FT		Inorganics	Copper	11	mg/kg		J	J	3	I01
WBGso-062	WB0758	4/25/1998	Grab	Subsurface soil	2 4 FT		Miscellaneous	Cyanide	0.66	mg/kg	U	U	U	0.66	
WBGso-107	WB0766	4/28/1998	Grab	Subsurface soil	2 4 FT		Miscellaneous	Cyanide	0.66	mg/kg	U	U	U	0.66	
WBGso-059	WB0760	4/25/1998	Grab	Subsurface soil	2 4 FT		Miscellaneous	Cyanide	0.64	mg/kg	U	U	U	0.64	
WBGso-168	WB0773	5/5/1998	Grab	Subsurface soil	2 4 FT		Miscellaneous	Cyanide	0.64	mg/kg	U	U	U	0.64	
WBGso-186	WB0770	4/28/1998	Grab	Subsurface soil	2 4 FT		Miscellaneous	Cyanide	0.64	mg/kg	U	U	U	0.64	
WBGso-037	WB0761	4/25/1998	Grab	Subsurface soil	2 4 FT		Miscellaneous	Cyanide	0.63	mg/kg	U	U	U	0.63	
WBGso-185	WB0762	4/25/1998	Grab	Subsurface soil	2 4 FT		Miscellaneous	Cyanide	0.63	mg/kg	U	U	U	0.63	
WBGso-188	WB0918	5/6/1998	Grab	Subsurface soil	2 4 FT		Miscellaneous	Cyanide	0.63	mg/kg	U	U	U	0.63	
WBGso-055	WB0755	4/24/1998	Grab	Subsurface soil	4 6 FT		Miscellaneous	Cyanide	0.62	mg/kg	U	U	U	0.62	
WBGso-062	WB0759	4/25/1998	Grab	Subsurface soil	4 6 FT		Miscellaneous	Cyanide	0.62	mg/kg	U	U	U	0.62	
WBGso-140	WB0769	4/28/1998	Grab	Subsurface soil	4 6 FT		Miscellaneous	Cyanide	0.62	mg/kg	U	U	U	0.62	
WBGso-006	WB0764	4/25/1998	Grab	Subsurface soil	2 4 FT		Miscellaneous	Cyanide	0.61	mg/kg	U	U	U	0.61	
WBGso-189	WB0919	5/6/1998	Grab	Subsurface soil	2 4 FT		Miscellaneous	Cyanide	0.61	mg/kg	U	U	U	0.61	
WBGso-141	WB0771	4/28/1998	Grab	Subsurface soil	4 6 FT		Miscellaneous	Cyanide	0.61	mg/kg	U	U	U	0.61	
WBGso-055	WB0754	4/24/1998	Grab	Subsurface soil	2 4 FT		Miscellaneous	Cyanide	0.6	mg/kg	U	U	U	0.6	
WBGso-069	WB0750	4/24/1998	Grab	Subsurface soil	2 4 FT		Miscellaneous	Cyanide	0.6	mg/kg	U	U	U	0.6	
WBGso-073	WB0752	4/24/1998	Grab	Subsurface soil	2 4 FT		Miscellaneous	Cyanide	0.59	mg/kg	U	U	U	0.59	
WBGso-142	WB0772	4/28/1998	Grab	Subsurface soil	2 4 FT		Miscellaneous	Cyanide	0.59	mg/kg	U	U	U	0.59	
WBGso-070	WB0749	4/24/1998	Grab	Subsurface soil	4 6 FT		Miscellaneous	Cyanide	0.59	mg/kg	U	U	U	0.59	
WBGso-186	WB0927	5/6/1998	Grab	Subsurface soil	4 6 FT		Miscellaneous	Cyanide	0.59	mg/kg	U	U	U	0.59	
WBG-210	WBG4042	10/30/2000	Grab	Subsurface soil	2 4 FT		Miscellaneous	Cyanide	0.58	mg/kg	U	U	U	0.58	
WBGso-005	WB0765	4/25/1998	Grab	Subsurface soil	2 4 FT		Miscellaneous	Cyanide	0.58	mg/kg	U	U	U	0.58	
WBGso-035	WB0763	4/25/1998	Grab	Subsurface soil	2 4 FT		Miscellaneous	Cyanide	0.58	mg/kg	U	U	U	0.58	
WBGso-057	WB0756	4/24/1998	Grab	Subsurface soil	2 4 FT		Miscellaneous	Cyanide	0.58	mg/kg	U	U	U	0.58	
WBGso-070	WB0748	4/24/1998	Grab	Subsurface soil	2 4 FT		Miscellaneous	Cyanide	0.58	mg/kg	U	U	U	0.58	
WBGso-178	WB0928	5/6/1998	Grab	Subsurface soil	2 4 FT		Miscellaneous	Cyanide	0.58	mg/kg	U	U	U	0.58	
WBGso-187	WB0940	5/8/1998	Grab	Subsurface soil	2 4 FT		Miscellaneous	Cyanide	0.58	mg/kg	U	U	U	0.58	
WBGso-057	WB0757	4/24/1998	Grab	Subsurface soil	4 6 FT		Miscellaneous	Cyanide	0.58	mg/kg	U	U	U	0.58	
WBGso-069	WB0751	4/24/1998	Grab	Subsurface soil	4 5 FT		Miscellaneous	Cyanide	0.58	mg/kg	U	U	U	0.58	
WBGso-122	WB0767	4/28/1998	Grab	Subsurface soil	4 6 FT		Miscellaneous	Cyanide	0.58	mg/kg	U	U	U	0.58	
WBGso-054	WB0753	5/5/1998	Grab	Subsurface soil	2 4 FT		Miscellaneous	Cyanide	0.56	mg/kg	U	U	U	0.56	
WBG-199	WBG4008	10/21/2000	Grab	Subsurface soil	4 6 FT		Miscellaneous	Cyanide	0.56	mg/kg	U	U	U	0.56	
WBG-255	WBG4191	10/19/2000	Grab	Subsurface soil	2 4 FT		Miscellaneous	Cyanide	0.58	mg/kg	U	UJ	UJ	0.58	A03
WBG-218	WBG4068	10/22/2000	Grab	Subsurface soil	2 4 FT		Inorganics	Iron	163000	mg/kg		=	=	60.6	
WBG-219	WBG4071	10/22/2000	Grab	Subsurface soil	2 4 FT		Inorganics	Iron	92200	mg/kg		=	=	58.5	
WBG-199	WBG4007	10/20/2000	Grab	Subsurface soil	2 4 FT		Inorganics	Iron	51200	mg/kg		=	=	11.4	
WBG-219	WBG4072	10/25/2000	Grab	Subsurface soil	4 6 FT		Inorganics	Iron	41400	mg/kg		=	=	11.4	
WBGso-037	WB0761	4/25/1998	Grab	Subsurface soil	2 4 FT		Inorganics	Iron	37100	mg/kg		=	=	12.7	
WBGso-186	WB0927	5/6/1998	Grab	Subsurface soil	4 6 FT		Inorganics	Iron	35300	mg/kg		=	=	11.7	
WBG-199	WBG4314	10/22/2000	Grab	Subsurface soil	6 8 FT		Inorganics	Iron	35200	mg/kg		=	=	11.3	
WBG-227	WBG4095	10/22/2000	Grab	Subsurface soil	2 4 FT		Inorganics	Iron	34800	mg/kg		=	=	11.7	
WBGso-168	WB0773	5/5/1998	Grab	Subsurface soil	2 4 FT		Inorganics	Iron	33000	mg/kg		=	=	12.8	
WBGso-062	WB0758	4/25/1998	Grab	Subsurface soil	2 4 FT		Inorganics	Iron	32900	mg/kg		=	=	13.2	
WBG-237	WBG4129	10/22/2000	Grab	Subsurface soil	2 4 FT		Inorganics	Iron	31300	mg/kg		=	=	12.4	
WBG-237	WBG4130	10/22/2000	Grab	Subsurface soil	4 6 FT		Inorganics	Iron	31000	mg/kg		=	=	12.4	
WBG-237	WBG4131	10/22/2000	Grab	Subsurface soil	6 8 FT		Inorganics	Iron	30800	mg/kg		=	=	12.5	
WBG-210	WBG4043	10/30/2000	Grab	Subsurface soil	4 6 FT		Inorganics	Iron	30200	mg/kg		=	=	12.4	
WBG-243	WBG4151	10/23/2000	Grab	Subsurface soil	2 3.8 FT		Inorganics	Iron	30100	mg/kg		=	=	11.6	
WBG-203	WBG4020	10/22/2000	Grab	Subsurface soil	4 6 FT		Inorganics	Iron	29800	mg/kg		=	=	11.1	
WBG-222	WBG4080	10/25/2000	Grab	Subsurface soil	2 4 FT		Inorganics	Iron	29600	mg/kg		=	=	11.5	
WBG-210	WBG4044	10/30/2000	Grab	Subsurface soil	6 8 FT		Inorganics	Iron	29300	mg/kg		=	=	11.8	
WBG-221	WBG4075	10/25/2000	Grab	Subsurface soil	4 6 FT		Inorganics	Iron	29200	mg/kg		=	=	11.5	
WBG-227	WBG4097	10/22/2000	Grab	Subsurface soil	6 8 FT		Inorganics	Iron	29000	mg/kg		=	=	11.9	
WBG-252	WBG4183	10/22/2000	Grab	Subsurface soil	8 10 FT		Inorganics	Iron	28900	mg/kg		=	=	11.7	
WBG-231	WBG4109	10/22/2000	Grab	Subsurface soil	2 4 FT		Inorganics	Iron	28700	mg/kg		=	=	12.5	
WBG-227	WBG4096	10/22/2000	Grab	Subsurface soil	4 6 FT		Inorganics	Iron	28700	mg/kg		=	=	11.6	
WBG-210	WBG4045	10/30/2000	Grab	Subsurface soil	8 10 FT		Inorganics	Iron	28700	mg/kg		=	=	12.1	
WBGso-069	WB0751	4/24/1998	Grab	Subsurface soil	4 5 FT		Inorganics	Iron	28000	mg/kg		=	=	11.7	
WBGso-122	WB0767	4/28/1998	Grab	Subsurface soil	4 6 FT		Inorganics	Iron	27900	mg/kg		=	=	11.6	
WBGso-057	WB0756	4/24/1998	Grab	Subsurface soil	2 4 FT		Inorganics	Iron	27600	mg/kg		=	=	11.5	
WBGso-069	WB0750	4/24/1998	Grab	Subsurface soil	2 4 FT		Inorganics	Iron	27500	mg/kg		=	=	12	
WBGso-055	WB0754	4/24/1998	Grab	Subsurface soil	2 4 FT		Inorganics	Iron	27300	mg/kg		=	=	12	
WBGso-070	WB0749	4/24/1998	Grab	Subsurface soil	4 6 FT		Inorganics	Iron	27200	mg/kg		=	=	11.8	
WBG-252	WBG4180	10/22/2000	Grab	Subsurface soil	2 4 FT		Inorganics	Iron	27100	mg/kg		=	=	11.8	
WBGso-057	WB0757	4/24/1998	Grab	Subsurface soil	4 6 FT		Inorganics	Iron	27000	mg/kg		=	=	11.6	
WBG-210	WBG4042	10/30/2000	Grab	Subsurface soil	2 4 FT		Inorganics	Iron	26900	mg/kg		=	=	11.6	
WBG-252	WBG4182	10/22/2000	Grab	Subsurface soil	6 8 FT		Inorganics	Iron	26900	mg/kg		=	=	11.9	
WBG-205	WBG4028	10/21/2000	Grab	Subsurface soil	4 6 FT		Inorganics	Iron	26800	mg/kg		=	=	11.4	
WBG-257	WBG4198	10/30/2000	Grab	Subsurface soil	4 6 FT		Inorganics	Iron	26800	mg/kg		=	=	12.3	
WBG-252	WBG4181	10/22/2000	Grab	Subsurface soil	4 6 FT		Inorganics	Iron	26700	mg/kg		=	=	11.8	

Station	Sample ID	Date Collected	Sample Type	Media	Depth	Sample Comment	Analysis	Chemical	Results	Units	Lab Qual	Data Qual	Qual	Detection Limit	Validation Code
WBGso-059	WB0760	4/25/1998	Grab	Subsurface soil	2 4 FT		Inorganics	Iron	26300	mg/kg		=	=	12.7	
WBGso-107	WB0766	4/28/1998	Grab	Subsurface soil	2 4 FT		Inorganics	Iron	26200	mg/kg		=	=	13.2	
WBG-227	WBG4098	10/22/2000	Grab	Subsurface soil	8 10 FT		Inorganics	Iron	26200	mg/kg		=	=	11.9	
WBG-229	WBG4103	10/25/2000	Grab	Subsurface soil	2 4 FT		Inorganics	Iron	26100	mg/kg		=	=	11.5	
WBGso-055	WB0755	4/24/1998	Grab	Subsurface soil	4 6 FT		Inorganics	Iron	26100	mg/kg		=	=	12.4	
WBG-205	WBG4027	10/20/2000	Grab	Subsurface soil	2 4 FT		Inorganics	Iron	26000	mg/kg		=	=	12.4	
WBG-203	WBG4021	10/22/2000	Grab	Subsurface soil	6 8 FT		Inorganics	Iron	26000	mg/kg		=	=	11.4	
WBG-257	WBG4199	10/30/2000	Grab	Subsurface soil	6 8 FT		Inorganics	Iron	25800	mg/kg		=	=	12.7	
WBG-246	WBG4160	10/25/2000	Grab	Subsurface soil	2 4 FT		Inorganics	Iron	25500	mg/kg		=	=	12.3	
WBG-255	WBG4191	10/19/2000	Grab	Subsurface soil	2 4 FT		Inorganics	Iron	25300	mg/kg		=	=	11.7	
WBG-199	WBG4008	10/21/2000	Grab	Subsurface soil	4 6 FT		Inorganics	Iron	25100	mg/kg		=	=	11.1	
WBG-232	WBG4115	10/22/2000	Grab	Subsurface soil	8 10 FT		Inorganics	Iron	25100	mg/kg		=	=	11.6	
WBGso-035	WB0763	4/25/1998	Grab	Subsurface soil	2 4 FT		Inorganics	Iron	24700	mg/kg		=	=	11.6	
WBGso-140	WB0769	4/28/1998	Grab	Subsurface soil	4 6 FT		Inorganics	Iron	24200	mg/kg		=	=	12.4	
WBG-240	WBG4140	10/25/2000	Grab	Subsurface soil	2 4 FT		Inorganics	Iron	23800	mg/kg		=	=	11.7	
WBG-205	WBG4313	10/22/2000	Grab	Subsurface soil	6 8 FT		Inorganics	Iron	23800	mg/kg		=	=	11.5	
WBG-257	WBG4200	10/30/2000	Grab	Subsurface soil	8 9.1 FT		Inorganics	Iron	23700	mg/kg		=	=	12.2	
WBG-223	WBG4083	10/22/2000	Grab	Subsurface soil	2 4 FT		Inorganics	Iron	23500	mg/kg		=	=	11.8	
WBG-237	WBG4132	10/22/2000	Grab	Subsurface soil	8 10 FT		Inorganics	Iron	23400	mg/kg		=	=	12.3	
WBG-203	WBG4019	10/22/2000	Grab	Subsurface soil	2 4 FT		Inorganics	Iron	23100	mg/kg		=	=	11.5	
WBGso-070	WB0748	4/24/1998	Grab	Subsurface soil	2 4 FT		Inorganics	Iron	23000	mg/kg		=	=	11.6	
WBG-232	WBG4112	10/22/2000	Grab	Subsurface soil	2 4 FT		Inorganics	Iron	22600	mg/kg		=	=	11.6	
WBG-232	WBG4114	10/22/2000	Grab	Subsurface soil	6 8 FT		Inorganics	Iron	22600	mg/kg		=	=	11.4	
WBG-247	WBG4163	10/22/2000	Grab	Subsurface soil	2 4 FT		Inorganics	Iron	22300	mg/kg		=	=	12.9	
WBGso-178	WB0928	5/6/1998	Grab	Subsurface soil	2 4 FT		Inorganics	Iron	22300	mg/kg		=	=	11.6	
WBGso-188	WB0918	5/6/1998	Grab	Subsurface soil	2 4 FT		Inorganics	Iron	22000	mg/kg	MBB	=	=	12.6	
WBG-232	WBG4113	10/22/2000	Grab	Subsurface soil	4 6 FT		Inorganics	Iron	21600	mg/kg		=	=	11.6	
WBGso-186	WB0770	4/28/1998	Grab	Subsurface soil	2 4 FT		Inorganics	Iron	21400	mg/kg		=	=	12.8	
WBGso-189	WB0919	5/6/1998	Grab	Subsurface soil	2 4 FT		Inorganics	Iron	21200	mg/kg	MBB	=	=	12.1	
WBG-242	WBG4146	10/22/2000	Grab	Subsurface soil	2 4 FT		Inorganics	Iron	20400	mg/kg		=	=	12.1	
WBGso-005	WB0765	4/25/1998	Grab	Subsurface soil	2 4 FT		Inorganics	Iron	20100	mg/kg		=	=	11.5	
WBGso-062	WB0759	4/25/1998	Grab	Subsurface soil	4 6 FT		Inorganics	Iron	19900	mg/kg		=	=	12.5	
WBGso-073	WB0752	4/24/1998	Grab	Subsurface soil	2 4 FT		Inorganics	Iron	19000	mg/kg		=	=	11.9	
WBGso-054	WB0753	5/5/1998	Grab	Subsurface soil	2 4 FT		Inorganics	Iron	18500	mg/kg	MBB	=	=	11.2	
WBGso-185	WB0762	4/25/1998	Grab	Subsurface soil	2 4 FT		Inorganics	Iron	17900	mg/kg		=	=	12.5	
WBG-242	WBG4147	10/22/2000	Grab	Subsurface soil	4 6 FT		Inorganics	Iron	17900	mg/kg		=	=	11.8	
WBGso-006	WB0764	4/25/1998	Grab	Subsurface soil	2 4 FT		Inorganics	Iron	17800	mg/kg		=	=	12.1	
WBG-242	WBG4148	10/22/2000	Grab	Subsurface soil	6 8 FT		Inorganics	Iron	17700	mg/kg		=	=	12.7	
WBGso-142	WB0772	4/28/1998	Grab	Subsurface soil	2 4 FT		Inorganics	Iron	16100	mg/kg	MBB	=	=	11.8	
WBG-242	WBG4149	10/22/2000	Grab	Subsurface soil	8 10 FT		Inorganics	Iron	13700	mg/kg		=	=	12	
WBG-257	WBG4197	10/30/2000	Grab	Subsurface soil	2 4 FT		Inorganics	Iron	13600	mg/kg		=	=	11.8	
WBG-203	WBG4022	10/22/2000	Grab	Subsurface soil	8 10 FT		Inorganics	Iron	13400	mg/kg		=	=	11.3	
WBGso-141	WB0771	4/28/1998	Grab	Subsurface soil	4 6 FT		Inorganics	Iron	13300	mg/kg	MBB	=	=	12.1	
WBG-254	WBG4188	10/19/2000	Grab	Subsurface soil	2 4 FT		Inorganics	Iron	12300	mg/kg		=	=	12	
WBGso-196	WB0943	5/8/1998	Grab	Subsurface soil	2 4 FT		Inorganics	Iron	28000	mg/kg		J	J	12.8	E07
WBGso-187	WB0940	5/8/1998	Grab	Subsurface soil	2 4 FT		Inorganics	Iron	24900	mg/kg		J	J	11.7	E07
WBG-219	WBG4071	10/22/2000	Grab	Subsurface soil	2 4 FT		Inorganics	Lead	1130	mg/kg		=	=	1.8	
WBG-199	WBG4007	10/20/2000	Grab	Subsurface soil	2 4 FT		Inorganics	Lead	649	mg/kg		=	=	0.34	
WBG-247	WBG4163	10/22/2000	Grab	Subsurface soil	2 4 FT		Inorganics	Lead	338	mg/kg		=	=	0.39	
WBG-218	WBG4068	10/22/2000	Grab	Subsurface soil	2 4 FT		Inorganics	Lead	293	mg/kg		=	=	1.8	
WBG-232	WBG4112	10/22/2000	Grab	Subsurface soil	2 4 FT		Inorganics	Lead	190	mg/kg		=	=	0.35	
WBG-219	WBG4072	10/25/2000	Grab	Subsurface soil	4 6 FT		Inorganics	Lead	173	mg/kg		=	=	0.34	
WBG-252	WBG4182	10/22/2000	Grab	Subsurface soil	6 8 FT		Inorganics	Lead	146	mg/kg		=	=	0.36	
WBG-210	WBG4042	10/30/2000	Grab	Subsurface soil	2 4 FT		Inorganics	Lead	134	mg/kg		=	=	0.35	
WBG-199	WBG4314	10/22/2000	Grab	Subsurface soil	6 8 FT		Inorganics	Lead	101	mg/kg		=	=	0.34	
WBG-232	WBG4113	10/22/2000	Grab	Subsurface soil	4 6 FT		Inorganics	Lead	83.6	mg/kg		=	=	0.35	
WBG-252	WBG4181	10/22/2000	Grab	Subsurface soil	4 6 FT		Inorganics	Lead	72.7	mg/kg		=	=	0.35	
WBG-199	WBG4008	10/21/2000	Grab	Subsurface soil	4 6 FT		Inorganics	Lead	72	mg/kg		=	=	0.33	
WBG-232	WBG4114	10/22/2000	Grab	Subsurface soil	6 8 FT		Inorganics	Lead	38.6	mg/kg		=	=	0.34	
WBGso-196	WB0943	5/8/1998	Grab	Subsurface soil	2 4 FT		Inorganics	Lead	38	mg/kg		=	=	0.38	
WBG-227	WBG4095	10/22/2000	Grab	Subsurface soil	2 4 FT		Inorganics	Lead	34.9	mg/kg		=	=	0.35	
WBG-252	WBG4180	10/22/2000	Grab	Subsurface soil	2 4 FT		Inorganics	Lead	34.8	mg/kg		=	=	0.35	
WBGso-186	WB0770	4/28/1998	Grab	Subsurface soil	2 4 FT		Inorganics	Lead	29.2	mg/kg		=	=	0.39	
WBGso-122	WB0767	4/28/1998	Grab	Subsurface soil	4 6 FT		Inorganics	Lead	26.3	mg/kg		=	=	0.35	
WBG-252	WBG4183	10/22/2000	Grab	Subsurface soil	8 10 FT		Inorganics	Lead	23.9	mg/kg		=	=	0.35	
WBG-227	WBG4097	10/22/2000	Grab	Subsurface soil	6 8 FT		Inorganics	Lead	22.1	mg/kg		=	=	0.36	
WBGso-054	WB0753	5/5/1998	Grab	Subsurface soil	2 4 FT		Inorganics	Lead	20.7	mg/kg		=	=	0.34	
WBG-257	WBG4198	10/30/2000	Grab	Subsurface soil	4 6 FT		Inorganics	Lead	20.3	mg/kg		=	=	0.37	
WBG-210	WBG4045	10/30/2000	Grab	Subsurface soil	8 10 FT		Inorganics	Lead	19.5	mg/kg		=	=	0.36	
WBGso-140	WB0769	4/28/1998	Grab	Subsurface soil	4 6 FT		Inorganics	Lead	18.2	mg/kg		=	=	0.37	
WBG-246	WBG4160	10/25/2000	Grab	Subsurface soil	2 4 FT		Inorganics	Lead	17.9	mg/kg		=	=	0.37	
WBG-227	WBG4096	10/22/2000	Grab	Subsurface soil	4 6 FT		Inorganics	Lead	17.5	mg/kg		=	=	0.35	
WBG-223	WBG4083	10/22/2000	Grab	Subsurface soil	2 4 FT		Inorganics	Lead	17.4	mg/kg		=	=	0.35	
WBG-231	WBG4109	10/22/2000	Grab	Subsurface soil	2 4 FT		Inorganics	Lead	16.8	mg/kg		=	=	0.38	
WBG-210	WBG4044	10/30/2000	Grab	Subsurface soil	6 8 FT		Inorganics	Lead	16.7	mg/kg		=	=	0.35	
WBGso-168	WB0773	5/5/1998	Grab	Subsurface soil	2 4 FT		Inorganics	Lead	16.6	mg/kg		=	=	0.39	

Station	Sample ID	Date Collected	Sample Type	Media	Depth	Sample Comment	Analysis	Chemical	Results	Units	Lab Qual	Data Qual	Qual	Detection Limit	Validation Code
WBG-237	WBG4130	10/22/2000	Grab	Subsurface soil	4 6 FT		Inorganics	Lead	16.1	mg/kg		=	=	0.37	
WBG-237	WBG4129	10/22/2000	Grab	Subsurface soil	2 4 FT		Inorganics	Lead	16	mg/kg		=	=	0.37	
WBG-237	WBG4131	10/22/2000	Grab	Subsurface soil	6 8 FT		Inorganics	Lead	15.9	mg/kg		=	=	0.37	
WBG-203	WBG4020	10/22/2000	Grab	Subsurface soil	4 6 FT		Inorganics	Lead	15.8	mg/kg		=	=	0.33	
WBGso-107	WB0766	4/28/1998	Grab	Subsurface soil	2 4 FT		Inorganics	Lead	15.7	mg/kg		=	=	0.4	
WBG-203	WBG4019	10/22/2000	Grab	Subsurface soil	2 4 FT		Inorganics	Lead	15.6	mg/kg		=	=	0.34	
WBGso-189	WB0919	5/6/1998	Grab	Subsurface soil	2 4 FT		Inorganics	Lead	15.3	mg/kg		=	=	0.36	
WBG-203	WBG4021	10/22/2000	Grab	Subsurface soil	6 8 FT		Inorganics	Lead	14.9	mg/kg		=	=	0.34	
WBGso-069	WB0750	4/24/1998	Grab	Subsurface soil	2 4 FT		Inorganics	Lead	14.8	mg/kg		=	=	0.36	
WBGso-186	WB0927	5/6/1998	Grab	Subsurface soil	4 6 FT		Inorganics	Lead	14.6	mg/kg		=	=	0.35	
WBGso-142	WB0772	4/28/1998	Grab	Subsurface soil	2 4 FT		Inorganics	Lead	14.4	mg/kg		=	=	0.35	
WBGso-178	WB0928	5/6/1998	Grab	Subsurface soil	2 4 FT		Inorganics	Lead	14.1	mg/kg		=	=	0.35	
WBG-227	WBG4098	10/22/2000	Grab	Subsurface soil	8 10 FT		Inorganics	Lead	14.1	mg/kg		=	=	0.36	
WBG-210	WBG4043	10/30/2000	Grab	Subsurface soil	4 6 FT		Inorganics	Lead	13.6	mg/kg		=	=	0.37	
WBG-240	WBG4140	10/25/2000	Grab	Subsurface soil	2 4 FT		Inorganics	Lead	13.4	mg/kg		=	=	0.35	
WBG-205	WBG4027	10/20/2000	Grab	Subsurface soil	2 4 FT		Inorganics	Lead	13	mg/kg		=	=	0.37	
WBG-257	WBG4199	10/30/2000	Grab	Subsurface soil	6 8 FT		Inorganics	Lead	12.9	mg/kg		=	=	0.38	
WBG-229	WBG4103	10/25/2000	Grab	Subsurface soil	2 4 FT		Inorganics	Lead	12.8	mg/kg		=	=	0.34	
WBG-205	WBG4028	10/21/2000	Grab	Subsurface soil	4 6 FT		Inorganics	Lead	12.6	mg/kg		=	=	0.34	
WBG-221	WBG4075	10/25/2000	Grab	Subsurface soil	4 6 FT		Inorganics	Lead	12.2	mg/kg		=	=	0.34	
WBG-222	WBG4080	10/25/2000	Grab	Subsurface soil	2 4 FT		Inorganics	Lead	12	mg/kg		=	=	0.35	
WBGso-141	WB0771	4/28/1998	Grab	Subsurface soil	4 6 FT		Inorganics	Lead	12	mg/kg		=	=	0.36	
WBG-242	WBG4146	10/22/2000	Grab	Subsurface soil	2 4 FT		Inorganics	Lead	11.8	mg/kg		=	=	0.36	
WBG-232	WBG4115	10/22/2000	Grab	Subsurface soil	8 10 FT		Inorganics	Lead	11.7	mg/kg		=	=	0.35	
WBGso-187	WB0940	5/8/1998	Grab	Subsurface soil	2 4 FT		Inorganics	Lead	11.1	mg/kg		=	=	0.35	
WBGso-069	WB0751	4/24/1998	Grab	Subsurface soil	4 5 FT		Inorganics	Lead	11.1	mg/kg		=	=	0.35	
WBGso-070	WB0749	4/24/1998	Grab	Subsurface soil	4 6 FT		Inorganics	Lead	10.8	mg/kg		=	=	0.35	
WBGso-070	WB0748	4/24/1998	Grab	Subsurface soil	2 4 FT		Inorganics	Lead	10.5	mg/kg		=	=	0.35	
WBG-242	WBG4147	10/22/2000	Grab	Subsurface soil	4 6 FT		Inorganics	Lead	10.2	mg/kg		=	=	0.36	
WBG-257	WBG4200	10/30/2000	Grab	Subsurface soil	8 9.1 FT		Inorganics	Lead	10.1	mg/kg		=	=	0.36	
WBGso-073	WB0752	4/24/1998	Grab	Subsurface soil	2 4 FT		Inorganics	Lead	10	mg/kg		=	=	0.36	
WBG-205	WBG4313	10/22/2000	Grab	Subsurface soil	6 8 FT		Inorganics	Lead	10	mg/kg		=	=	0.34	
WBG-242	WBG4148	10/22/2000	Grab	Subsurface soil	6 8 FT		Inorganics	Lead	9.5	mg/kg		=	=	0.38	
WBG-237	WBG4132	10/22/2000	Grab	Subsurface soil	8 10 FT		Inorganics	Lead	9.3	mg/kg		=	=	0.37	
WBG-242	WBG4149	10/22/2000	Grab	Subsurface soil	8 10 FT		Inorganics	Lead	8.5	mg/kg		=	=	0.36	
WBG-257	WBG4197	10/30/2000	Grab	Subsurface soil	2 4 FT		Inorganics	Lead	8	mg/kg		=	=	0.35	
WBG-203	WBG4022	10/22/2000	Grab	Subsurface soil	8 10 FT		Inorganics	Lead	7.6	mg/kg		=	=	0.34	
WBGso-057	WB0756	4/24/1998	Grab	Subsurface soil	2 4 FT		Inorganics	Lead	105	mg/kg		J	J	0.35	I01
WBGso-055	WB0754	4/24/1998	Grab	Subsurface soil	2 4 FT		Inorganics	Lead	30.8	mg/kg		J	J	0.36	I01
WBGso-055	WB0755	4/24/1998	Grab	Subsurface soil	4 6 FT		Inorganics	Lead	30.4	mg/kg		J	J	0.37	I01
WBGso-062	WB0758	4/25/1998	Grab	Subsurface soil	2 4 FT		Inorganics	Lead	25.6	mg/kg		J	J	0.4	I01
WBGso-059	WB0760	4/25/1998	Grab	Subsurface soil	2 4 FT		Inorganics	Lead	21.2	mg/kg		J	J	0.38	I01
WBG-243	WBG4151	10/23/2000	Grab	Subsurface soil	2 3.8 FT		Inorganics	Lead	18.9	mg/kg		J	J	0.35	I03
WBGso-188	WB0918	5/6/1998	Grab	Subsurface soil	2 4 FT		Inorganics	Lead	18.8	mg/kg		J	J	0.38	
WBG-255	WBG4191	10/19/2000	Grab	Subsurface soil	2 4 FT		Inorganics	Lead	18.1	mg/kg		J	J	0.35	I01
WBGso-035	WB0763	4/25/1998	Grab	Subsurface soil	2 4 FT		Inorganics	Lead	15.5	mg/kg		J	J	0.35	I01
WBGso-185	WB0762	4/25/1998	Grab	Subsurface soil	2 4 FT		Inorganics	Lead	14.7	mg/kg		J	J	0.38	I01
WBGso-057	WB0757	4/24/1998	Grab	Subsurface soil	4 6 FT		Inorganics	Lead	13.1	mg/kg		J	J	0.35	I01
WBGso-037	WB0761	4/25/1998	Grab	Subsurface soil	2 4 FT		Inorganics	Lead	12.5	mg/kg		J	J	0.38	I01
WBGso-062	WB0759	4/25/1998	Grab	Subsurface soil	4 6 FT		Inorganics	Lead	12.5	mg/kg		J	J	0.37	I01
WBGso-005	WB0765	4/25/1998	Grab	Subsurface soil	2 4 FT		Inorganics	Lead	11.5	mg/kg		J	J	0.35	I01
WBGso-006	WB0764	4/25/1998	Grab	Subsurface soil	2 4 FT		Inorganics	Lead	9.9	mg/kg		J	J	0.36	I01
WBG-254	WBG4188	10/19/2000	Grab	Subsurface soil	2 4 FT		Inorganics	Lead	7.2	mg/kg		J	J	0.36	I01
WBG-203	WBG4022	10/22/2000	Grab	Subsurface soil	8 10 FT		Inorganics	Magnesium	11100	mg/kg		=	=	564	
WBGso-057	WB0757	4/24/1998	Grab	Subsurface soil	4 6 FT		Inorganics	Magnesium	6520	mg/kg		=	=	579	
WBGso-070	WB0749	4/24/1998	Grab	Subsurface soil	4 6 FT		Inorganics	Magnesium	6240	mg/kg		=	=	590	
WBG-205	WBG4313	10/22/2000	Grab	Subsurface soil	6 8 FT		Inorganics	Magnesium	5590	mg/kg		=	=	573	
WBG-203	WBG4019	10/22/2000	Grab	Subsurface soil	2 4 FT		Inorganics	Magnesium	5580	mg/kg		=	=	573	
WBG-232	WBG4113	10/22/2000	Grab	Subsurface soil	4 6 FT		Inorganics	Magnesium	5460	mg/kg		=	=	582	
WBGso-057	WB0756	4/24/1998	Grab	Subsurface soil	2 4 FT		Inorganics	Magnesium	5420	mg/kg		=	=	577	
WBG-232	WBG4112	10/22/2000	Grab	Subsurface soil	2 4 FT		Inorganics	Magnesium	5300	mg/kg		=	=	581	
WBG-232	WBG4114	10/22/2000	Grab	Subsurface soil	6 8 FT		Inorganics	Magnesium	5110	mg/kg		=	=	570	
WBG-252	WBG4182	10/22/2000	Grab	Subsurface soil	6 8 FT		Inorganics	Magnesium	5110	mg/kg		=	=	593	
WBG-252	WBG4183	10/22/2000	Grab	Subsurface soil	8 10 FT		Inorganics	Magnesium	5110	mg/kg		=	=	583	
WBGso-055	WB0755	4/24/1998	Grab	Subsurface soil	4 6 FT		Inorganics	Magnesium	5050	mg/kg		=	=	621	
WBG-203	WBG4020	10/22/2000	Grab	Subsurface soil	4 6 FT		Inorganics	Magnesium	4690	mg/kg		=	=	557	
WBG-222	WBG4080	10/25/2000	Grab	Subsurface soil	2 4 FT		Inorganics	Magnesium	4570	mg/kg		=	=	577	
WBG-243	WBG4151	10/23/2000	Grab	Subsurface soil	2 3.8 FT		Inorganics	Magnesium	4570	mg/kg		=	=	579	
WBG-203	WBG4021	10/22/2000	Grab	Subsurface soil	6 8 FT		Inorganics	Magnesium	4510	mg/kg		=	=	570	
WBGso-069	WB0751	4/24/1998	Grab	Subsurface soil	4 5 FT		Inorganics	Magnesium	4310	mg/kg		=	=	583	
WBGso-059	WB0760	4/25/1998	Grab	Subsurface soil	2 4 FT		Inorganics	Magnesium	4230	mg/kg		=	=	636	
WBGso-122	WB0767	4/28/1998	Grab	Subsurface soil	4 6 FT		Inorganics	Magnesium	4210	mg/kg		=	=	578	
WBG-232	WBG4115	10/22/2000	Grab	Subsurface soil	8 10 FT		Inorganics	Magnesium	4200	mg/kg		=	=	581	
WBGso-055	WB0754	4/24/1998	Grab	Subsurface soil	2 4 FT		Inorganics	Magnesium	4090	mg/kg		=	=	600	
WBG-221	WBG4075	10/25/2000	Grab	Subsurface soil	4 6 FT		Inorganics	Magnesium	3650	mg/kg		=	=	573	
WBG-252	WBG4180	10/22/2000	Grab	Subsurface soil	2 4 FT		Inorganics	Magnesium	3630	mg/kg		=	=	590	

Station	Sample ID	Date Collected	Sample Type	Media	Depth	Sample Comment	Analysis	Chemical	Results	Units	Lab Qual	Data Qual	Qual	Detection Limit	Validation Code
WBGso-037	WB0761	4/25/1998	Grab	Subsurface soil	2 4 FT		Inorganics	Magnesium	3610	mg/kg		=	=	633	
WBGso-189	WB0919	5/6/1998	Grab	Subsurface soil	2 4 FT		Inorganics	Magnesium	3610	mg/kg		=	=	605	
WBGso-035	WB0763	4/25/1998	Grab	Subsurface soil	2 4 FT		Inorganics	Magnesium	3530	mg/kg		=	=	580	
WBG-199	WBG4314	10/22/2000	Grab	Subsurface soil	6 8 FT		Inorganics	Magnesium	3380	mg/kg		=	=	567	
WBGso-188	WB0918	5/6/1998	Grab	Subsurface soil	2 4 FT		Inorganics	Magnesium	3320	mg/kg		=	=	630	
WBGso-186	WB0927	5/6/1998	Grab	Subsurface soil	4 6 FT		Inorganics	Magnesium	3310	mg/kg		=	=	586	
WBG-237	WBG4130	10/22/2000	Grab	Subsurface soil	4 6 FT		Inorganics	Magnesium	3260	mg/kg		=	=	620	
WBG-229	WBG4103	10/25/2000	Grab	Subsurface soil	2 4 FT		Inorganics	Magnesium	3200	mg/kg		=	=	575	
WBG-199	WBG4007	10/20/2000	Grab	Subsurface soil	2 4 FT		Inorganics	Magnesium	3160	mg/kg		=	=	568	
WBGso-069	WB0750	4/24/1998	Grab	Subsurface soil	2 4 FT		Inorganics	Magnesium	3130	mg/kg		=	=	599	
WBG-219	WBG4072	10/25/2000	Grab	Subsurface soil	4 6 FT		Inorganics	Magnesium	3120	mg/kg		=	=	569	
WBG-218	WBG4068	10/22/2000	Grab	Subsurface soil	2 4 FT		Inorganics	Magnesium	3040	mg/kg		=	=	606	
WBG-237	WBG4131	10/22/2000	Grab	Subsurface soil	6 8 FT		Inorganics	Magnesium	2920	mg/kg		=	=	624	
WBG-227	WBG4098	10/22/2000	Grab	Subsurface soil	8 10 FT		Inorganics	Magnesium	2920	mg/kg		=	=	593	
WBG-247	WBG4163	10/22/2000	Grab	Subsurface soil	2 4 FT		Inorganics	Magnesium	2890	mg/kg		=	=	645	
WBGso-070	WB0748	4/24/1998	Grab	Subsurface soil	2 4 FT		Inorganics	Magnesium	2860	mg/kg		=	=	578	
WBG-255	WBG4191	10/19/2000	Grab	Subsurface soil	2 4 FT		Inorganics	Magnesium	2850	mg/kg		=	=	583	
WBG-237	WBG4132	10/22/2000	Grab	Subsurface soil	8 10 FT		Inorganics	Magnesium	2710	mg/kg		=	=	616	
WBG-223	WBG4083	10/22/2000	Grab	Subsurface soil	2 4 FT		Inorganics	Magnesium	2580	mg/kg		=	=	588	
WBG-246	WBG4160	10/25/2000	Grab	Subsurface soil	2 4 FT		Inorganics	Magnesium	2580	mg/kg		=	=	615	
WBGso-140	WB0769	4/28/1998	Grab	Subsurface soil	4 6 FT		Inorganics	Magnesium	2570	mg/kg		=	=	621	
WBG-205	WBG4027	10/20/2000	Grab	Subsurface soil	2 4 FT		Inorganics	Magnesium	2490	mg/kg		=	=	619	
WBGso-185	WB0762	4/25/1998	Grab	Subsurface soil	2 4 FT		Inorganics	Magnesium	2380	mg/kg		=	=	626	
WBGso-178	WB0928	5/6/1998	Grab	Subsurface soil	2 4 FT		Inorganics	Magnesium	2200	mg/kg		=	=	578	
WBG-240	WBG4140	10/25/2000	Grab	Subsurface soil	2 4 FT		Inorganics	Magnesium	2160	mg/kg		=	=	583	
WBGso-186	WB0770	4/28/1998	Grab	Subsurface soil	2 4 FT		Inorganics	Magnesium	2130	mg/kg		=	=	642	
WBGso-005	WB0765	4/25/1998	Grab	Subsurface soil	2 4 FT		Inorganics	Magnesium	2120	mg/kg		=	=	577	
WBGso-062	WB0758	4/25/1998	Grab	Subsurface soil	2 4 FT		Inorganics	Magnesium	2110	mg/kg		=	=	659	
WBGso-107	WB0766	4/28/1998	Grab	Subsurface soil	2 4 FT		Inorganics	Magnesium	2010	mg/kg		=	=	660	
WBGso-006	WB0764	4/25/1998	Grab	Subsurface soil	2 4 FT		Inorganics	Magnesium	1920	mg/kg		=	=	606	
WBGso-142	WB0772	4/28/1998	Grab	Subsurface soil	2 4 FT		Inorganics	Magnesium	1880	mg/kg		=	=	589	
WBG-231	WBG4109	10/22/2000	Grab	Subsurface soil	2 4 FT		Inorganics	Magnesium	1870	mg/kg		=	=	627	
WBGso-054	WB0753	5/5/1998	Grab	Subsurface soil	2 4 FT		Inorganics	Magnesium	1850	mg/kg		=	=	562	
WBGso-073	WB0752	4/24/1998	Grab	Subsurface soil	2 4 FT		Inorganics	Magnesium	1770	mg/kg		=	=	593	
WBGso-141	WB0771	4/28/1998	Grab	Subsurface soil	4 6 FT		Inorganics	Magnesium	1660	mg/kg		=	=	605	
WBGso-062	WB0759	4/25/1998	Grab	Subsurface soil	4 6 FT		Inorganics	Magnesium	1430	mg/kg		=	=	624	
WBG-254	WBG4188	10/19/2000	Grab	Subsurface soil	2 4 FT		Inorganics	Magnesium	1240	mg/kg		=	=	601	
WBG-210	WBG4043	10/30/2000	Grab	Subsurface soil	4 6 FT		Inorganics	Magnesium	7250	mg/kg		J	J	618	I01
WBG-257	WBG4200	10/30/2000	Grab	Subsurface soil	8 9.1 FT		Inorganics	Magnesium	5520	mg/kg		J	J	608	I01
WBG-257	WBG4199	10/30/2000	Grab	Subsurface soil	6 8 FT		Inorganics	Magnesium	5320	mg/kg		J	J	636	I01
WBG-210	WBG4042	10/30/2000	Grab	Subsurface soil	2 4 FT		Inorganics	Magnesium	5260	mg/kg		J	J	582	I01
WBG-252	WBG4181	10/22/2000	Grab	Subsurface soil	4 6 FT		Inorganics	Magnesium	5210	mg/kg		J	J	589	F10
WBG-210	WBG4044	10/30/2000	Grab	Subsurface soil	6 8 FT		Inorganics	Magnesium	5020	mg/kg		J	J	588	I01
WBG-210	WBG4045	10/30/2000	Grab	Subsurface soil	8 10 FT		Inorganics	Magnesium	4720	mg/kg		J	J	605	I01
WBG-205	WBG4028	10/21/2000	Grab	Subsurface soil	4 6 FT		Inorganics	Magnesium	4710	mg/kg		J	J	572	I03,E07
WBGso-196	WB0943	5/8/1998	Grab	Subsurface soil	2 4 FT		Inorganics	Magnesium	4100	mg/kg		J	J	641	E07
WBG-199	WBG4008	10/21/2000	Grab	Subsurface soil	4 6 FT		Inorganics	Magnesium	3390	mg/kg		J	J	556	I03,E07
WBG-257	WBG4198	10/30/2000	Grab	Subsurface soil	4 6 FT		Inorganics	Magnesium	3310	mg/kg		J	J	617	I01
WBG-227	WBG4096	10/22/2000	Grab	Subsurface soil	4 6 FT		Inorganics	Magnesium	3140	mg/kg		J	J	581	I03,E07
WBG-219	WBG4071	10/22/2000	Grab	Subsurface soil	2 4 FT		Inorganics	Magnesium	3080	mg/kg		J	J	585	F10
WBGso-187	WB0940	5/8/1998	Grab	Subsurface soil	2 4 FT		Inorganics	Magnesium	2990	mg/kg		J	J	585	E07
WBG-237	WBG4129	10/22/2000	Grab	Subsurface soil	2 4 FT		Inorganics	Magnesium	2880	mg/kg		J	J	620	F10
WBGso-168	WB0773	5/5/1998	Grab	Subsurface soil	2 4 FT		Inorganics	Magnesium	2630	mg/kg		J	J	642	I03
WBG-227	WBG4097	10/22/2000	Grab	Subsurface soil	6 8 FT		Inorganics	Magnesium	2340	mg/kg		J	J	594	I03,E07
WBG-227	WBG4095	10/22/2000	Grab	Subsurface soil	2 4 FT		Inorganics	Magnesium	2250	mg/kg		J	J	585	I03,E07
WBG-242	WBG4146	10/22/2000	Grab	Subsurface soil	2 4 FT		Inorganics	Magnesium	1650	mg/kg		J	J	606	F10
WBG-242	WBG4148	10/22/2000	Grab	Subsurface soil	6 8 FT		Inorganics	Magnesium	1600	mg/kg		J	J	637	F10
WBG-257	WBG4197	10/30/2000	Grab	Subsurface soil	2 4 FT		Inorganics	Magnesium	1540	mg/kg		J	J	588	I01
WBG-242	WBG4147	10/22/2000	Grab	Subsurface soil	4 6 FT		Inorganics	Magnesium	1470	mg/kg		J	J	592	F10
WBG-242	WBG4149	10/22/2000	Grab	Subsurface soil	8 10 FT		Inorganics	Magnesium	1010	mg/kg		J	J	602	F10
WBGso-062	WB0758	4/25/1998	Grab	Subsurface soil	2 4 FT		Inorganics	Manganese	3470	mg/kg		=	=	2	
WBG-252	WBG4181	10/22/2000	Grab	Subsurface soil	4 6 FT		Inorganics	Manganese	1270	mg/kg		=	=	1.8	
WBGso-062	WB0759	4/25/1998	Grab	Subsurface soil	4 6 FT		Inorganics	Manganese	1090	mg/kg		=	=	1.9	
WBG-218	WBG4068	10/22/2000	Grab	Subsurface soil	2 4 FT		Inorganics	Manganese	1050	mg/kg		=	=	9.1	
WBG-219	WBG4071	10/22/2000	Grab	Subsurface soil	2 4 FT		Inorganics	Manganese	835	mg/kg		=	=	8.8	
WBG-232	WBG4114	10/22/2000	Grab	Subsurface soil	6 8 FT		Inorganics	Manganese	689	mg/kg		=	=	1.7	
WBG-232	WBG4112	10/22/2000	Grab	Subsurface soil	2 4 FT		Inorganics	Manganese	675	mg/kg		=	=	1.7	
WBG-232	WBG4113	10/22/2000	Grab	Subsurface soil	4 6 FT		Inorganics	Manganese	622	mg/kg		=	=	1.7	
WBGso-185	WB0762	4/25/1998	Grab	Subsurface soil	2 4 FT		Inorganics	Manganese	616	mg/kg		=	=	1.9	
WBG-237	WBG4131	10/22/2000	Grab	Subsurface soil	6 8 FT		Inorganics	Manganese	590	mg/kg		=	=	1.9	
WBG-242	WBG4147	10/22/2000	Grab	Subsurface soil	4 6 FT		Inorganics	Manganese	589	mg/kg		=	=	1.8	
WBG-246	WBG4160	10/25/2000	Grab	Subsurface soil	2 4 FT		Inorganics	Manganese	581	mg/kg		=	=	1.8	
WBGso-057	WB0756	4/24/1998	Grab	Subsurface soil	2 4 FT		Inorganics	Manganese	569	mg/kg		=	=	1.7	
WBGso-055	WB0755	4/24/1998	Grab	Subsurface soil	4 6 FT		Inorganics	Manganese	551	mg/kg		=	=	1.9	
WBG-227	WBG4096	10/22/2000	Grab	Subsurface soil	4 6 FT		Inorganics	Manganese	508	mg/kg		=	=	1.7	
WBG-227	WBG4095	10/22/2000	Grab	Subsurface soil	2 4 FT		Inorganics	Manganese	502	mg/kg		=	=	1.8	

Station	Sample ID	Date Collected	Sample Type	Media	Depth	Sample Comment	Analysis	Chemical	Results	Units	Lab Qual	Data Qual	Qual	Detection Limit	Validation Code
WBG-231	WBG4109	10/22/2000	Grab	Subsurface soil	2 4 FT		Inorganics	Manganese	487	mg/kg		=	=	1.9	
WBGso-035	WB0763	4/25/1998	Grab	Subsurface soil	2 4 FT		Inorganics	Manganese	481	mg/kg		=	=	1.7	
WBG-199	WBG4314	10/22/2000	Grab	Subsurface soil	6 8 FT		Inorganics	Manganese	481	mg/kg		=	=	1.7	
WBG-237	WBG4130	10/22/2000	Grab	Subsurface soil	4 6 FT		Inorganics	Manganese	480	mg/kg		=	=	1.9	
WBG-203	WBG4022	10/22/2000	Grab	Subsurface soil	8 10 FT		Inorganics	Manganese	477	mg/kg		=	=	1.7	
WBG-252	WBG4180	10/22/2000	Grab	Subsurface soil	2 4 FT		Inorganics	Manganese	463	mg/kg		=	=	1.8	
WBGso-178	WB0928	5/6/1998	Grab	Subsurface soil	2 4 FT		Inorganics	Manganese	452	mg/kg		=	=	1.7	
WBGso-057	WB0757	4/24/1998	Grab	Subsurface soil	4 6 FT		Inorganics	Manganese	452	mg/kg		=	=	1.7	
WBG-247	WBG4163	10/22/2000	Grab	Subsurface soil	2 4 FT		Inorganics	Manganese	449	mg/kg		=	=	1.9	
WBGso-186	WB0927	5/6/1998	Grab	Subsurface soil	4 6 FT		Inorganics	Manganese	439	mg/kg		=	=	1.8	
WBG-242	WBG4148	10/22/2000	Grab	Subsurface soil	6 8 FT		Inorganics	Manganese	434	mg/kg		=	=	1.9	
WBG-199	WBG4008	10/21/2000	Grab	Subsurface soil	4 6 FT		Inorganics	Manganese	423	mg/kg		=	=	1.7	
WBG-203	WBG4020	10/22/2000	Grab	Subsurface soil	4 6 FT		Inorganics	Manganese	423	mg/kg		=	=	1.7	
WBG-223	WBG4083	10/22/2000	Grab	Subsurface soil	2 4 FT		Inorganics	Manganese	419	mg/kg		=	=	1.8	
WBG-205	WBG4313	10/22/2000	Grab	Subsurface soil	6 8 FT		Inorganics	Manganese	404	mg/kg		=	=	1.7	
WBG-227	WBG4097	10/22/2000	Grab	Subsurface soil	6 8 FT		Inorganics	Manganese	401	mg/kg		=	=	1.8	
WBGso-059	WB0760	4/25/1998	Grab	Subsurface soil	2 4 FT		Inorganics	Manganese	400	mg/kg		=	=	1.9	
WBG-221	WBG4075	10/25/2000	Grab	Subsurface soil	4 6 FT		Inorganics	Manganese	374	mg/kg		=	=	1.7	
WBG-252	WBG4182	10/22/2000	Grab	Subsurface soil	6 8 FT		Inorganics	Manganese	374	mg/kg		=	=	1.8	
WBGso-070	WB0749	4/24/1998	Grab	Subsurface soil	4 6 FT		Inorganics	Manganese	372	mg/kg	MBB	=	=	1.8	
WBG-240	WBG4140	10/25/2000	Grab	Subsurface soil	2 4 FT		Inorganics	Manganese	371	mg/kg		=	=	1.7	
WBG-237	WBG4129	10/22/2000	Grab	Subsurface soil	2 4 FT		Inorganics	Manganese	369	mg/kg		=	=	1.9	
WBG-227	WBG4098	10/22/2000	Grab	Subsurface soil	8 10 FT		Inorganics	Manganese	368	mg/kg		=	=	1.8	
WBG-203	WBG4021	10/22/2000	Grab	Subsurface soil	6 8 FT		Inorganics	Manganese	365	mg/kg		=	=	1.7	
WBG-203	WBG4019	10/22/2000	Grab	Subsurface soil	2 4 FT		Inorganics	Manganese	364	mg/kg		=	=	1.7	
WBG-252	WBG4183	10/22/2000	Grab	Subsurface soil	8 10 FT		Inorganics	Manganese	361	mg/kg		=	=	1.8	
WBG-222	WBG4080	10/25/2000	Grab	Subsurface soil	2 4 FT		Inorganics	Manganese	357	mg/kg		=	=	1.7	
WBG-255	WBG4191	10/19/2000	Grab	Subsurface soil	2 4 FT		Inorganics	Manganese	352	mg/kg		=	=	1.7	
WBG-232	WBG4115	10/22/2000	Grab	Subsurface soil	8 10 FT		Inorganics	Manganese	351	mg/kg		=	=	1.7	
WBG-242	WBG4146	10/22/2000	Grab	Subsurface soil	2 4 FT		Inorganics	Manganese	348	mg/kg		=	=	1.8	
WBG-229	WBG4103	10/25/2000	Grab	Subsurface soil	2 4 FT		Inorganics	Manganese	343	mg/kg		=	=	1.7	
WBGso-073	WB0752	4/24/1998	Grab	Subsurface soil	2 4 FT		Inorganics	Manganese	340	mg/kg	MBB	=	=	1.8	
WBG-205	WBG4028	10/21/2000	Grab	Subsurface soil	4 6 FT		Inorganics	Manganese	339	mg/kg		=	=	1.7	
WBGso-069	WB0751	4/24/1998	Grab	Subsurface soil	4 5 FT		Inorganics	Manganese	329	mg/kg	MBB	=	=	1.7	
WBGso-070	WB0748	4/24/1998	Grab	Subsurface soil	2 4 FT		Inorganics	Manganese	310	mg/kg	MBB	=	=	1.7	
WBGso-055	WB0754	4/24/1998	Grab	Subsurface soil	2 4 FT		Inorganics	Manganese	304	mg/kg		=	=	1.8	
WBG-219	WBG4072	10/25/2000	Grab	Subsurface soil	4 6 FT		Inorganics	Manganese	300	mg/kg		=	=	1.7	
WBGso-069	WB0750	4/24/1998	Grab	Subsurface soil	2 4 FT		Inorganics	Manganese	274	mg/kg	MBB	=	=	1.8	
WBGso-006	WB0764	4/25/1998	Grab	Subsurface soil	2 4 FT		Inorganics	Manganese	246	mg/kg		=	=	1.8	
WBGso-037	WB0761	4/25/1998	Grab	Subsurface soil	2 4 FT		Inorganics	Manganese	232	mg/kg		=	=	1.9	
WBGso-005	WB0765	4/25/1998	Grab	Subsurface soil	2 4 FT		Inorganics	Manganese	211	mg/kg		=	=	1.7	
WBG-242	WBG4149	10/22/2000	Grab	Subsurface soil	8 10 FT		Inorganics	Manganese	171	mg/kg		=	=	1.8	
WBG-237	WBG4132	10/22/2000	Grab	Subsurface soil	8 10 FT		Inorganics	Manganese	162	mg/kg		=	=	1.8	
WBG-254	WBG4188	10/19/2000	Grab	Subsurface soil	2 4 FT		Inorganics	Manganese	154	mg/kg		=	=	1.8	
WBG-199	WBG4007	10/20/2000	Grab	Subsurface soil	2 4 FT		Inorganics	Manganese	1400	mg/kg		J	J	1.7	I02
WBGso-140	WB0769	4/28/1998	Grab	Subsurface soil	4 6 FT		Inorganics	Manganese	1050	mg/kg		J	J	1.9	I01
WBGso-188	WB0918	5/6/1998	Grab	Subsurface soil	2 4 FT		Inorganics	Manganese	818	mg/kg		J	J	1.9	D04
WBGso-054	WB0753	5/5/1998	Grab	Subsurface soil	2 4 FT		Inorganics	Manganese	593	mg/kg		J	J	1.7	D04
WBG-243	WBG4151	10/23/2000	Grab	Subsurface soil	2 3.8 FT		Inorganics	Manganese	533	mg/kg		J	J	1.7	I01
WBGso-107	WB0766	4/28/1998	Grab	Subsurface soil	2 4 FT		Inorganics	Manganese	524	mg/kg		J	J	2	I01
WBGso-196	WB0943	5/8/1998	Grab	Subsurface soil	2 4 FT		Inorganics	Manganese	502	mg/kg		J	J	1.9	E07
WBGso-189	WB0919	5/6/1998	Grab	Subsurface soil	2 4 FT		Inorganics	Manganese	489	mg/kg		J	J	1.8	D04
WBG-210	WBG4042	10/30/2000	Grab	Subsurface soil	2 4 FT		Inorganics	Manganese	474	mg/kg		J	J	1.7	I01
WBG-210	WBG4043	10/30/2000	Grab	Subsurface soil	4 6 FT		Inorganics	Manganese	457	mg/kg		J	J	1.9	I01
WBGso-122	WB0767	4/28/1998	Grab	Subsurface soil	4 6 FT		Inorganics	Manganese	451	mg/kg		J	J	1.7	I01
WBG-257	WBG4199	10/30/2000	Grab	Subsurface soil	6 8 FT		Inorganics	Manganese	386	mg/kg		J	J	1.9	I01
WBG-210	WBG4045	10/30/2000	Grab	Subsurface soil	8 10 FT		Inorganics	Manganese	363	mg/kg		J	J	1.8	I01
WBG-257	WBG4198	10/30/2000	Grab	Subsurface soil	4 6 FT		Inorganics	Manganese	333	mg/kg		J	J	1.9	I01
WBGso-168	WB0773	5/5/1998	Grab	Subsurface soil	2 4 FT		Inorganics	Manganese	313	mg/kg		J	J	1.9	D04
WBG-210	WBG4044	10/30/2000	Grab	Subsurface soil	6 8 FT		Inorganics	Manganese	301	mg/kg		J	J	1.8	I01
WBGso-186	WB0770	4/28/1998	Grab	Subsurface soil	2 4 FT		Inorganics	Manganese	296	mg/kg		J	J	1.9	I01
WBGso-187	WB0940	5/8/1998	Grab	Subsurface soil	2 4 FT		Inorganics	Manganese	269	mg/kg		J	J	1.8	E07
WBG-257	WBG4200	10/30/2000	Grab	Subsurface soil	8 9.1 FT		Inorganics	Manganese	268	mg/kg		J	J	1.8	I01
WBG-257	WBG4197	10/30/2000	Grab	Subsurface soil	2 4 FT		Inorganics	Manganese	240	mg/kg		J	J	1.8	I01
WBGso-141	WB0771	4/28/1998	Grab	Subsurface soil	4 6 FT		Inorganics	Manganese	236	mg/kg		J	J	1.8	I01
WBGso-142	WB0772	4/28/1998	Grab	Subsurface soil	2 4 FT		Inorganics	Manganese	235	mg/kg		J	J	1.8	I01
WBG-205	WBG4027	10/20/2000	Grab	Subsurface soil	2 4 FT		Inorganics	Manganese	154	mg/kg		J	J	1.9	I02
WBGso-141	WB0771	4/28/1998	Grab	Subsurface soil	4 6 FT		Inorganics	Mercury	0.065	mg/kg	B	J	J	0.12	
WBGso-140	WB0769	4/28/1998	Grab	Subsurface soil	4 6 FT		Inorganics	Mercury	0.046	mg/kg	B	J	J	0.12	
WBG-199	WBG4007	10/20/2000	Grab	Subsurface soil	2 4 FT		Inorganics	Mercury	0.042	mg/kg	B	J	J	0.11	
WBG-231	WBG4109	10/22/2000	Grab	Subsurface soil	2 4 FT		Inorganics	Mercury	0.041	mg/kg	B	J	J	0.13	
WBGso-142	WB0772	4/28/1998	Grab	Subsurface soil	2 4 FT		Inorganics	Mercury	0.041	mg/kg	B	J	J	0.12	
WBG-254	WBG4188	10/19/2000	Grab	Subsurface soil	2 4 FT		Inorganics	Mercury	0.039	mg/kg	B	J	J	0.12	P01
WBG-237	WBG4129	10/22/2000	Grab	Subsurface soil	2 4 FT		Inorganics	Mercury	0.038	mg/kg	B	J	J	0.12	
WBGso-107	WB0766	4/28/1998	Grab	Subsurface soil	2 4 FT		Inorganics	Mercury	0.037	mg/kg	B	J	J	0.13	
WBGso-186	WB0770	4/28/1998	Grab	Subsurface soil	2 4 FT		Inorganics	Mercury	0.034	mg/kg	B	J	J	0.13	

Station	Sample ID	Date Collected	Sample Type	Media	Depth	Sample Comment	Analysis	Chemical	Results	Units	Lab Qual	Data Qual	Qual	Detection Limit	Validation Code
WBG-257	WBG4198	10/30/2000	Grab	Subsurface soil	4 6 FT		Inorganics	Mercury	0.034	mg/kg	B	J	J	0.12	
WBG-205	WBG4027	10/20/2000	Grab	Subsurface soil	2 4 FT		Inorganics	Mercury	0.033	mg/kg	B	J	J	0.12	
WBG-257	WBG4197	10/30/2000	Grab	Subsurface soil	2 4 FT		Inorganics	Mercury	0.031	mg/kg	B	J	J	0.12	
WBG-199	WBG4008	10/21/2000	Grab	Subsurface soil	4 6 FT		Inorganics	Mercury	0.031	mg/kg	B	J	J	0.11	
WBG-203	WBG4019	10/22/2000	Grab	Subsurface soil	2 4 FT		Inorganics	Mercury	0.029	mg/kg	B	J	J	0.11	
WBG-227	WBG4095	10/22/2000	Grab	Subsurface soil	2 4 FT		Inorganics	Mercury	0.029	mg/kg	B	J	J	0.12	
WBG-246	WBG4160	10/25/2000	Grab	Subsurface soil	2 4 FT		Inorganics	Mercury	0.029	mg/kg	B	J	J	0.12	
WBG-199	WBG4314	10/22/2000	Grab	Subsurface soil	6 8 FT		Inorganics	Mercury	0.029	mg/kg	B	J	J	0.11	
WBG-219	WBG4071	10/22/2000	Grab	Subsurface soil	2 4 FT		Inorganics	Mercury	0.028	mg/kg	B	J	J	0.12	
WBG-237	WBG4131	10/22/2000	Grab	Subsurface soil	6 8 FT		Inorganics	Mercury	0.025	mg/kg	B	J	J	0.12	
WBG-247	WBG4163	10/22/2000	Grab	Subsurface soil	2 4 FT		Inorganics	Mercury	0.024	mg/kg	B	J	J	0.13	
WBG-203	WBG4020	10/22/2000	Grab	Subsurface soil	4 6 FT		Inorganics	Mercury	0.023	mg/kg	B	J	J	0.11	
WBG-237	WBG4130	10/22/2000	Grab	Subsurface soil	4 6 FT		Inorganics	Mercury	0.023	mg/kg	B	J	J	0.12	
WBG-252	WBG4180	10/22/2000	Grab	Subsurface soil	2 4 FT		Inorganics	Mercury	0.021	mg/kg	B	J	J	0.12	
WBG-257	WBG4199	10/30/2000	Grab	Subsurface soil	6 8 FT		Inorganics	Mercury	0.021	mg/kg	B	J	J	0.13	
WBG-219	WBG4072	10/25/2000	Grab	Subsurface soil	4 6 FT		Inorganics	Mercury	0.02	mg/kg	B	J	J	0.11	
WBG-223	WBG4083	10/22/2000	Grab	Subsurface soil	2 4 FT		Inorganics	Mercury	0.019	mg/kg	B	J	J	0.12	
WBG-227	WBG4097	10/22/2000	Grab	Subsurface soil	6 8 FT		Inorganics	Mercury	0.019	mg/kg	B	J	J	0.12	
WBG-255	WBG4191	10/19/2000	Grab	Subsurface soil	2 4 FT		Inorganics	Mercury	0.018	mg/kg	B	J	J	0.12	P01
WBG-237	WBG4132	10/22/2000	Grab	Subsurface soil	8 10 FT		Inorganics	Mercury	0.018	mg/kg	B	J	J	0.12	
WBG-210	WBG4042	10/30/2000	Grab	Subsurface soil	2 4 FT		Inorganics	Mercury	0.017	mg/kg	B	J	J	0.12	
WBG-242	WBG4147	10/22/2000	Grab	Subsurface soil	4 6 FT		Inorganics	Mercury	0.017	mg/kg	B	J	J	0.12	
WBG-252	WBG4182	10/22/2000	Grab	Subsurface soil	6 8 FT		Inorganics	Mercury	0.017	mg/kg	B	J	J	0.12	
WBG-257	WBG4200	10/30/2000	Grab	Subsurface soil	8 9.1 FT		Inorganics	Mercury	0.017	mg/kg	B	J	J	0.12	
WBG-232	WBG4112	10/22/2000	Grab	Subsurface soil	2 4 FT		Inorganics	Mercury	0.015	mg/kg	B	J	J	0.12	
WBG-242	WBG4146	10/22/2000	Grab	Subsurface soil	2 4 FT		Inorganics	Mercury	0.015	mg/kg	B	J	J	0.12	
WBG-232	WBG4113	10/22/2000	Grab	Subsurface soil	4 6 FT		Inorganics	Mercury	0.015	mg/kg	B	J	J	0.12	
WBG-252	WBG4181	10/22/2000	Grab	Subsurface soil	4 6 FT		Inorganics	Mercury	0.015	mg/kg	B	J	J	0.12	
WBG-210	WBG4044	10/30/2000	Grab	Subsurface soil	6 8 FT		Inorganics	Mercury	0.015	mg/kg	B	J	J	0.12	
WBG-218	WBG4068	10/22/2000	Grab	Subsurface soil	2 4 FT		Inorganics	Mercury	0.014	mg/kg	B	J	J	0.12	
WBG-243	WBG4151	10/23/2000	Grab	Subsurface soil	2 3.8 FT		Inorganics	Mercury	0.014	mg/kg	B	J	J	0.12	
WBG-242	WBG4148	10/22/2000	Grab	Subsurface soil	6 8 FT		Inorganics	Mercury	0.014	mg/kg	B	J	J	0.13	
WBG-252	WBG4183	10/22/2000	Grab	Subsurface soil	8 10 FT		Inorganics	Mercury	0.014	mg/kg	B	J	J	0.12	
WBG-240	WBG4140	10/25/2000	Grab	Subsurface soil	2 4 FT		Inorganics	Mercury	0.013	mg/kg	B	J	J	0.12	
WBG-210	WBG4045	10/30/2000	Grab	Subsurface soil	8 10 FT		Inorganics	Mercury	0.013	mg/kg	B	J	J	0.12	
WBG-210	WBG4043	10/30/2000	Grab	Subsurface soil	4 6 FT		Inorganics	Mercury	0.012	mg/kg	B	J	J	0.12	
WBG-232	WBG4114	10/22/2000	Grab	Subsurface soil	6 8 FT		Inorganics	Mercury	0.012	mg/kg	B	J	J	0.11	
WBG-227	WBG4098	10/22/2000	Grab	Subsurface soil	8 10 FT		Inorganics	Mercury	0.011	mg/kg	B	J	J	0.12	
WBG-203	WBG4021	10/22/2000	Grab	Subsurface soil	6 8 FT		Inorganics	Mercury	0.0097	mg/kg	B	J	J	0.11	
WBGso-059	WB0760	4/25/1998	Grab	Subsurface soil	2 4 FT		Inorganics	Mercury	0.13	mg/kg	U	U	U	0.13	
WBGso-196	WB0943	5/8/1998	Grab	Subsurface soil	2 4 FT		Inorganics	Mercury	0.13	mg/kg	U	U	U	0.13	
WBG-222	WBG4080	10/25/2000	Grab	Subsurface soil	2 4 FT		Inorganics	Mercury	0.12	mg/kg	U	U	U	0.12	
WBGso-069	WB0750	4/24/1998	Grab	Subsurface soil	2 4 FT		Inorganics	Mercury	0.12	mg/kg	U	U	U	0.12	
WBGso-070	WB0748	4/24/1998	Grab	Subsurface soil	2 4 FT		Inorganics	Mercury	0.12	mg/kg	U	U	U	0.12	
WBGso-073	WB0752	4/24/1998	Grab	Subsurface soil	2 4 FT		Inorganics	Mercury	0.12	mg/kg	U	U	U	0.12	
WBGso-178	WB0928	5/6/1998	Grab	Subsurface soil	2 4 FT		Inorganics	Mercury	0.12	mg/kg	U	U	U	0.12	
WBGso-187	WB0940	5/8/1998	Grab	Subsurface soil	2 4 FT		Inorganics	Mercury	0.12	mg/kg	U	U	U	0.12	
WBG-227	WBG4096	10/22/2000	Grab	Subsurface soil	4 6 FT		Inorganics	Mercury	0.12	mg/kg	U	U	U	0.12	
WBGso-069	WB0751	4/24/1998	Grab	Subsurface soil	4 5 FT		Inorganics	Mercury	0.12	mg/kg	U	U	U	0.12	
WBGso-070	WB0749	4/24/1998	Grab	Subsurface soil	4 6 FT		Inorganics	Mercury	0.12	mg/kg	U	U	U	0.12	
WBGso-122	WB0767	4/28/1998	Grab	Subsurface soil	4 6 FT		Inorganics	Mercury	0.12	mg/kg	U	U	U	0.12	
WBGso-186	WB0927	5/6/1998	Grab	Subsurface soil	4 6 FT		Inorganics	Mercury	0.12	mg/kg	U	U	U	0.12	
WBG-232	WBG4115	10/22/2000	Grab	Subsurface soil	8 10 FT		Inorganics	Mercury	0.12	mg/kg	U	U	U	0.12	
WBG-242	WBG4149	10/22/2000	Grab	Subsurface soil	8 10 FT		Inorganics	Mercury	0.12	mg/kg	U	U	U	0.12	
WBG-229	WBG4103	10/25/2000	Grab	Subsurface soil	2 4 FT		Inorganics	Mercury	0.11	mg/kg	U	U	U	0.11	
WBG-205	WBG4028	10/21/2000	Grab	Subsurface soil	4 6 FT		Inorganics	Mercury	0.11	mg/kg	U	U	U	0.11	
WBG-221	WBG4075	10/25/2000	Grab	Subsurface soil	4 6 FT		Inorganics	Mercury	0.11	mg/kg	U	U	U	0.11	
WBG-205	WBG4313	10/22/2000	Grab	Subsurface soil	6 8 FT		Inorganics	Mercury	0.11	mg/kg	U	U	U	0.11	
WBG-203	WBG4022	10/22/2000	Grab	Subsurface soil	8 10 FT		Inorganics	Mercury	0.11	mg/kg	U	U	U	0.11	
WBGso-188	WB0918	5/6/1998	Grab	Subsurface soil	2 4 FT		Inorganics	Mercury	0.077	mg/kg	B	U	U	0.13	F01,F06
WBGso-168	WB0773	5/5/1998	Grab	Subsurface soil	2 4 FT		Inorganics	Mercury	0.069	mg/kg	B	U	U	0.13	F01,F06
WBGso-062	WB0758	4/25/1998	Grab	Subsurface soil	2 4 FT		Inorganics	Mercury	0.063	mg/kg	B	U	U	0.13	F01,F06
WBGso-185	WB0762	4/25/1998	Grab	Subsurface soil	2 4 FT		Inorganics	Mercury	0.059	mg/kg	B	U	U	0.1	F01,F06
WBGso-006	WB0764	4/25/1998	Grab	Subsurface soil	2 4 FT		Inorganics	Mercury	0.055	mg/kg	B	U	U	0.12	F01,F06
WBGso-037	WB0761	4/25/1998	Grab	Subsurface soil	2 4 FT		Inorganics	Mercury	0.054	mg/kg	B	U	U	0.13	F01,F06
WBGso-054	WB0753	5/5/1998	Grab	Subsurface soil	2 4 FT		Inorganics	Mercury	0.054	mg/kg	B	U	U	0.11	F01,F06
WBGso-189	WB0919	5/6/1998	Grab	Subsurface soil	2 4 FT		Inorganics	Mercury	0.049	mg/kg	B	U	U	0.12	F01,F06
WBGso-062	WB0759	4/25/1998	Grab	Subsurface soil	4 6 FT		Inorganics	Mercury	0.049	mg/kg	B	U	U	0.12	F01,F06
WBGso-055	WB0754	4/24/1998	Grab	Subsurface soil	2 4 FT		Inorganics	Mercury	0.046	mg/kg	B	U	U	0.12	F01,F06
WBGso-005	WB0765	4/25/1998	Grab	Subsurface soil	2 4 FT		Inorganics	Mercury	0.045	mg/kg	B	U	U	0.12	F01,F06
WBGso-035	WB0763	4/25/1998	Grab	Subsurface soil	2 4 FT		Inorganics	Mercury	0.042	mg/kg	B	U	U	0.12	F01,F06
WBGso-057	WB0756	4/24/1998	Grab	Subsurface soil	2 4 FT		Inorganics	Mercury	0.042	mg/kg	B	U	U	0.12	F01,F06
WBGso-057	WB0757	4/24/1998	Grab	Subsurface soil	4 6 FT		Inorganics	Mercury	0.04	mg/kg	B	U	U	0.12	F01,F06
WBGso-055	WB0755	4/24/1998	Grab	Subsurface soil	4 6 FT		Inorganics	Mercury	0.039	mg/kg	B	U	U	0.12	F01,F06
WBG-218	WBG4068	10/22/2000	Grab	Subsurface soil	2 4 FT		Inorganics	Nickel	92.7	mg/kg		=	=	4.8	
WBG-219	WBG4071	10/22/2000	Grab	Subsurface soil	2 4 FT		Inorganics	Nickel	76.3	mg/kg		=	=	4.7	

Station	Sample ID	Date Collected	Sample Type	Media	Depth	Sample Comment	Analysis	Chemical	Results	Units	Lab Qual	Data Qual	Qual	Detection Limit	Validation Code
WBG-243	WBG4151	10/23/2000	Grab	Subsurface soil	2 3.8 FT		Inorganics	Nickel	39.8	mg/kg		=	=	4.6	
WBG-199	WBG4007	10/20/2000	Grab	Subsurface soil	2 4 FT		Inorganics	Nickel	39.3	mg/kg		=	=	4.5	
WBG-219	WBG4072	10/25/2000	Grab	Subsurface soil	4 6 FT		Inorganics	Nickel	36.3	mg/kg		=	=	4.6	
WBG-222	WBG4080	10/25/2000	Grab	Subsurface soil	2 4 FT		Inorganics	Nickel	34.9	mg/kg		=	=	4.6	
WBGso-122	WB0767	4/28/1998	Grab	Subsurface soil	4 6 FT		Inorganics	Nickel	34.1	mg/kg		=	=	4.6	
WBG-199	WBG4314	10/22/2000	Grab	Subsurface soil	6 8 FT		Inorganics	Nickel	33.5	mg/kg		=	=	4.5	
WBG-232	WBG4112	10/22/2000	Grab	Subsurface soil	2 4 FT		Inorganics	Nickel	31.7	mg/kg		=	=	4.6	
WBGso-057	WB0756	4/24/1998	Grab	Subsurface soil	2 4 FT		Inorganics	Nickel	31.2	mg/kg		=	=	4.6	
WBGso-035	WB0763	4/25/1998	Grab	Subsurface soil	2 4 FT		Inorganics	Nickel	29.9	mg/kg		=	=	4.6	
WBG-232	WBG4113	10/22/2000	Grab	Subsurface soil	4 6 FT		Inorganics	Nickel	29.3	mg/kg		=	=	4.7	
WBG-205	WBG4028	10/21/2000	Grab	Subsurface soil	4 6 FT		Inorganics	Nickel	28.8	mg/kg		=	=	4.6	
WBG-229	WBG4103	10/25/2000	Grab	Subsurface soil	2 4 FT		Inorganics	Nickel	28.4	mg/kg		=	=	4.6	
WBGso-057	WB0757	4/24/1998	Grab	Subsurface soil	4 6 FT		Inorganics	Nickel	28.3	mg/kg		=	=	4.6	
WBGso-059	WB0760	4/25/1998	Grab	Subsurface soil	2 4 FT		Inorganics	Nickel	28	mg/kg		=	=	5.1	
WBG-221	WBG4075	10/25/2000	Grab	Subsurface soil	4 6 FT		Inorganics	Nickel	27.8	mg/kg		=	=	4.6	
WBGso-055	WB0754	4/24/1998	Grab	Subsurface soil	2 4 FT		Inorganics	Nickel	27.7	mg/kg		=	=	4.8	
WBGso-055	WB0755	4/24/1998	Grab	Subsurface soil	4 6 FT		Inorganics	Nickel	27.7	mg/kg		=	=	5	
WBG-205	WBG4313	10/22/2000	Grab	Subsurface soil	6 8 FT		Inorganics	Nickel	27.3	mg/kg		=	=	4.6	
WBG-252	WBG4183	10/22/2000	Grab	Subsurface soil	8 10 FT		Inorganics	Nickel	27.2	mg/kg		=	=	4.7	
WBG-232	WBG4115	10/22/2000	Grab	Subsurface soil	8 10 FT		Inorganics	Nickel	26.6	mg/kg		=	=	4.6	
WBG-203	WBG4020	10/22/2000	Grab	Subsurface soil	4 6 FT		Inorganics	Nickel	26.3	mg/kg		=	=	4.5	
WBG-252	WBG4182	10/22/2000	Grab	Subsurface soil	6 8 FT		Inorganics	Nickel	26.3	mg/kg		=	=	4.7	
WBG-252	WBG4181	10/22/2000	Grab	Subsurface soil	4 6 FT		Inorganics	Nickel	26	mg/kg		=	=	4.7	
WBG-203	WBG4019	10/22/2000	Grab	Subsurface soil	2 4 FT		Inorganics	Nickel	25.8	mg/kg		=	=	4.6	
WBGso-037	WB0761	4/25/1998	Grab	Subsurface soil	2 4 FT		Inorganics	Nickel	25.8	mg/kg		=	=	5.1	
WBG-237	WBG4130	10/22/2000	Grab	Subsurface soil	4 6 FT		Inorganics	Nickel	25.8	mg/kg		=	=	5	
WBG-252	WBG4180	10/22/2000	Grab	Subsurface soil	2 4 FT		Inorganics	Nickel	25.6	mg/kg		=	=	4.7	
WBG-255	WBG4191	10/19/2000	Grab	Subsurface soil	2 4 FT		Inorganics	Nickel	24.9	mg/kg		=	=	4.7	
WBG-227	WBG4096	10/22/2000	Grab	Subsurface soil	4 6 FT		Inorganics	Nickel	24.2	mg/kg		=	=	4.6	
WBG-237	WBG4131	10/22/2000	Grab	Subsurface soil	6 8 FT		Inorganics	Nickel	23.8	mg/kg		=	=	5	
WBG-203	WBG4021	10/22/2000	Grab	Subsurface soil	6 8 FT		Inorganics	Nickel	23.6	mg/kg		=	=	4.6	
WBG-227	WBG4095	10/22/2000	Grab	Subsurface soil	2 4 FT		Inorganics	Nickel	23.5	mg/kg		=	=	4.7	
WBG-199	WBG4008	10/21/2000	Grab	Subsurface soil	4 6 FT		Inorganics	Nickel	22.9	mg/kg		=	=	4.4	
WBG-227	WBG4098	10/22/2000	Grab	Subsurface soil	8 10 FT		Inorganics	Nickel	22.6	mg/kg		=	=	4.7	
WBGso-140	WB0769	4/28/1998	Grab	Subsurface soil	4 6 FT		Inorganics	Nickel	21.9	mg/kg		=	=	5	
WBG-232	WBG4114	10/22/2000	Grab	Subsurface soil	6 8 FT		Inorganics	Nickel	20.6	mg/kg		=	=	4.6	
WBGso-189	WB0919	5/6/1998	Grab	Subsurface soil	2 4 FT		Inorganics	Nickel	20.3	mg/kg		=	=	4.8	
WBG-227	WBG4097	10/22/2000	Grab	Subsurface soil	6 8 FT		Inorganics	Nickel	19.7	mg/kg		=	=	4.8	
WBGso-062	WB0758	4/25/1998	Grab	Subsurface soil	2 4 FT		Inorganics	Nickel	19.6	mg/kg		=	=	5.3	
WBG-237	WBG4132	10/22/2000	Grab	Subsurface soil	8 10 FT		Inorganics	Nickel	19.6	mg/kg		=	=	4.9	
WBGso-188	WB0918	5/6/1998	Grab	Subsurface soil	2 4 FT		Inorganics	Nickel	19.3	mg/kg		=	=	5	
WBG-223	WBG4083	10/22/2000	Grab	Subsurface soil	2 4 FT		Inorganics	Nickel	19.1	mg/kg		=	=	4.7	
WBG-247	WBG4163	10/22/2000	Grab	Subsurface soil	2 4 FT		Inorganics	Nickel	18.1	mg/kg		=	=	5.2	
WBG-205	WBG4027	10/20/2000	Grab	Subsurface soil	2 4 FT		Inorganics	Nickel	17.1	mg/kg		=	=	5	
WBGso-005	WB0765	4/25/1998	Grab	Subsurface soil	2 4 FT		Inorganics	Nickel	17	mg/kg		=	=	4.6	
WBG-237	WBG4129	10/22/2000	Grab	Subsurface soil	2 4 FT		Inorganics	Nickel	16.8	mg/kg		=	=	5	
WBG-240	WBG4140	10/25/2000	Grab	Subsurface soil	2 4 FT		Inorganics	Nickel	16.8	mg/kg		=	=	4.7	
WBGso-168	WB0773	5/5/1998	Grab	Subsurface soil	2 4 FT		Inorganics	Nickel	16.6	mg/kg		=	=	5.1	
WBGso-054	WB0753	5/5/1998	Grab	Subsurface soil	2 4 FT		Inorganics	Nickel	15.7	mg/kg		=	=	4.5	
WBGso-006	WB0764	4/25/1998	Grab	Subsurface soil	2 4 FT		Inorganics	Nickel	14.7	mg/kg		=	=	4.8	
WBG-246	WBG4160	10/25/2000	Grab	Subsurface soil	2 4 FT		Inorganics	Nickel	14.4	mg/kg		=	=	4.9	
WBG-242	WBG4148	10/22/2000	Grab	Subsurface soil	6 8 FT		Inorganics	Nickel	14.2	mg/kg		=	=	5.1	
WBGso-185	WB0762	4/25/1998	Grab	Subsurface soil	2 4 FT		Inorganics	Nickel	14.1	mg/kg		=	=	5	
WBG-242	WBG4147	10/22/2000	Grab	Subsurface soil	4 6 FT		Inorganics	Nickel	14	mg/kg		=	=	4.7	
WBGso-186	WB0770	4/28/1998	Grab	Subsurface soil	2 4 FT		Inorganics	Nickel	13.9	mg/kg		=	=	5.1	
WBGso-107	WB0766	4/28/1998	Grab	Subsurface soil	2 4 FT		Inorganics	Nickel	13.7	mg/kg		=	=	5.3	
WBG-231	WBG4109	10/22/2000	Grab	Subsurface soil	2 4 FT		Inorganics	Nickel	13.5	mg/kg		=	=	5	
WBG-203	WBG4022	10/22/2000	Grab	Subsurface soil	8 10 FT		Inorganics	Nickel	13	mg/kg		=	=	4.5	
WBGso-062	WB0759	4/25/1998	Grab	Subsurface soil	4 6 FT		Inorganics	Nickel	12.4	mg/kg		=	=	5	
WBG-242	WBG4146	10/22/2000	Grab	Subsurface soil	2 4 FT		Inorganics	Nickel	12.2	mg/kg		=	=	4.8	
WBGso-142	WB0772	4/28/1998	Grab	Subsurface soil	2 4 FT		Inorganics	Nickel	11.5	mg/kg	L	=	=	4.7	
WBGso-141	WB0771	4/28/1998	Grab	Subsurface soil	4 6 FT		Inorganics	Nickel	11.4	mg/kg		=	=	4.8	
WBG-242	WBG4149	10/22/2000	Grab	Subsurface soil	8 10 FT		Inorganics	Nickel	10.4	mg/kg		=	=	4.8	
WBG-254	WBG4188	10/19/2000	Grab	Subsurface soil	2 4 FT		Inorganics	Nickel	8.8	mg/kg		=	=	4.8	
WBGso-186	WB0927	5/6/1998	Grab	Subsurface soil	4 6 FT		Inorganics	Nickel	46.8	mg/kg		J	J	4.7	D05
WBG-210	WBG4043	10/30/2000	Grab	Subsurface soil	4 6 FT		Inorganics	Nickel	32.8	mg/kg		J	J	4.9	I01
WBGso-069	WB0751	4/24/1998	Grab	Subsurface soil	4 5 FT		Inorganics	Nickel	31.6	mg/kg		J	J	4.7	D05
WBGso-196	WB0943	5/8/1998	Grab	Subsurface soil	2 4 FT		Inorganics	Nickel	31.2	mg/kg		J	J	5.1	D05
WBG-210	WBG4042	10/30/2000	Grab	Subsurface soil	2 4 FT		Inorganics	Nickel	30.8	mg/kg		J	J	4.7	I01
WBG-257	WBG4198	10/30/2000	Grab	Subsurface soil	4 6 FT		Inorganics	Nickel	27.8	mg/kg		J	J	4.9	I01
WBGso-070	WB0749	4/24/1998	Grab	Subsurface soil	4 6 FT		Inorganics	Nickel	27.7	mg/kg		J	J	4.7	D05
WBG-210	WBG4045	10/30/2000	Grab	Subsurface soil	8 10 FT		Inorganics	Nickel	27.6	mg/kg		J	J	4.8	I01
WBG-210	WBG4044	10/30/2000	Grab	Subsurface soil	6 8 FT		Inorganics	Nickel	26.7	mg/kg		J	J	4.7	I01
WBG-257	WBG4199	10/30/2000	Grab	Subsurface soil	6 8 FT		Inorganics	Nickel	26.7	mg/kg		J	J	5.1	I01
WBGso-070	WB0748	4/24/1998	Grab	Subsurface soil	2 4 FT		Inorganics	Nickel	24.9	mg/kg		J	J	4.6	D05
WBG-257	WBG4200	10/30/2000	Grab	Subsurface soil	8 9.1 FT		Inorganics	Nickel	24.2	mg/kg		J	J	4.9	I01

Station	Sample ID	Date Collected	Sample Type	Media	Depth	Sample Comment	Analysis	Chemical	Results	Units	Lab Qual	Data Qual	Qual	Detection Limit	Validation Code
WBGso-187	WB0940	5/8/1998	Grab	Subsurface soil	2 4 FT		Inorganics	Nickel	22.2	mg/kg		J	J	4.7	D05
WBGso-178	WB0928	5/6/1998	Grab	Subsurface soil	2 4 FT		Inorganics	Nickel	19.1	mg/kg		J	J	4.6	D05
WBGso-069	WB0750	4/24/1998	Grab	Subsurface soil	2 4 FT		Inorganics	Nickel	18.5	mg/kg		J	J	4.8	D05
WBG-257	WBG4197	10/30/2000	Grab	Subsurface soil	2 4 FT		Inorganics	Nickel	15	mg/kg		J	J	4.7	I01
WBGso-073	WB0752	4/24/1998	Grab	Subsurface soil	2 4 FT		Inorganics	Nickel	12.4	mg/kg		J	J	4.7	D05
WBGso-057	WB0757	4/24/1998	Grab	Subsurface soil	4 6 FT		Inorganics	Potassium	3490	mg/kg		=	=	579	
WBGso-122	WB0767	4/28/1998	Grab	Subsurface soil	4 6 FT		Inorganics	Potassium	2910	mg/kg		=	=	578	
WBG-252	WBG4183	10/22/2000	Grab	Subsurface soil	8 10 FT		Inorganics	Potassium	2880	mg/kg		=	=	583	
WBGso-055	WB0755	4/24/1998	Grab	Subsurface soil	4 6 FT		Inorganics	Potassium	2590	mg/kg		=	=	621	
WBG-243	WBG4151	10/23/2000	Grab	Subsurface soil	2 3.8 FT		Inorganics	Potassium	2410	mg/kg		=	=	579	
WBG-247	WBG4163	10/22/2000	Grab	Subsurface soil	2 4 FT		Inorganics	Potassium	2380	mg/kg		=	=	645	
WBG-252	WBG4181	10/22/2000	Grab	Subsurface soil	4 6 FT		Inorganics	Potassium	2300	mg/kg		=	=	589	
WBG-203	WBG4020	10/22/2000	Grab	Subsurface soil	4 6 FT		Inorganics	Potassium	2270	mg/kg		=	=	557	
WBGso-057	WB0756	4/24/1998	Grab	Subsurface soil	2 4 FT		Inorganics	Potassium	2250	mg/kg		=	=	577	
WBGso-055	WB0754	4/24/1998	Grab	Subsurface soil	2 4 FT		Inorganics	Potassium	2210	mg/kg		=	=	600	
WBGso-196	WB0943	5/8/1998	Grab	Subsurface soil	2 4 FT		Inorganics	Potassium	2130	mg/kg		=	=	641	
WBGso-070	WB0749	4/24/1998	Grab	Subsurface soil	4 6 FT		Inorganics	Potassium	2050	mg/kg		=	=	590	
WBG-221	WBG4075	10/25/2000	Grab	Subsurface soil	4 6 FT		Inorganics	Potassium	2020	mg/kg		=	=	573	
WBG-199	WBG4314	10/22/2000	Grab	Subsurface soil	6 8 FT		Inorganics	Potassium	1960	mg/kg		=	=	567	
WBG-203	WBG4021	10/22/2000	Grab	Subsurface soil	6 8 FT		Inorganics	Potassium	1920	mg/kg		=	=	570	
WBGso-069	WB0751	4/24/1998	Grab	Subsurface soil	4 5 FT		Inorganics	Potassium	1840	mg/kg		=	=	583	
WBG-227	WBG4096	10/22/2000	Grab	Subsurface soil	4 6 FT		Inorganics	Potassium	1820	mg/kg		=	=	581	
WBG-218	WBG4068	10/22/2000	Grab	Subsurface soil	2 4 FT		Inorganics	Potassium	1810	mg/kg		=	=	606	
WBGso-059	WB0760	4/25/1998	Grab	Subsurface soil	2 4 FT		Inorganics	Potassium	1810	mg/kg		=	=	636	
WBG-252	WBG4182	10/22/2000	Grab	Subsurface soil	6 8 FT		Inorganics	Potassium	1780	mg/kg		=	=	593	
WBG-222	WBG4080	10/25/2000	Grab	Subsurface soil	2 4 FT		Inorganics	Potassium	1750	mg/kg		=	=	577	
WBGso-037	WB0761	4/25/1998	Grab	Subsurface soil	2 4 FT		Inorganics	Potassium	1720	mg/kg		=	=	633	
WBGso-035	WB0763	4/25/1998	Grab	Subsurface soil	2 4 FT		Inorganics	Potassium	1700	mg/kg		=	=	580	
WBGso-069	WB0750	4/24/1998	Grab	Subsurface soil	2 4 FT		Inorganics	Potassium	1650	mg/kg		=	=	599	
WBG-203	WBG4019	10/22/2000	Grab	Subsurface soil	2 4 FT		Inorganics	Potassium	1620	mg/kg		=	=	573	
WBG-205	WBG4313	10/22/2000	Grab	Subsurface soil	6 8 FT		Inorganics	Potassium	1590	mg/kg		=	=	573	
WBG-205	WBG4028	10/21/2000	Grab	Subsurface soil	4 6 FT		Inorganics	Potassium	1580	mg/kg		=	=	572	
WBG-219	WBG4071	10/22/2000	Grab	Subsurface soil	2 4 FT		Inorganics	Potassium	1550	mg/kg		=	=	585	
WBG-255	WBG4191	10/19/2000	Grab	Subsurface soil	2 4 FT		Inorganics	Potassium	1500	mg/kg		=	=	583	
WBGso-187	WB0940	5/8/1998	Grab	Subsurface soil	2 4 FT		Inorganics	Potassium	1500	mg/kg		=	=	585	
WBG-229	WBG4103	10/25/2000	Grab	Subsurface soil	2 4 FT		Inorganics	Potassium	1490	mg/kg		=	=	575	
WBG-199	WBG4008	10/21/2000	Grab	Subsurface soil	4 6 FT		Inorganics	Potassium	1490	mg/kg		=	=	556	
WBGso-168	WB0773	5/5/1998	Grab	Subsurface soil	2 4 FT		Inorganics	Potassium	1480	mg/kg		=	=	642	
WBG-223	WBG4083	10/22/2000	Grab	Subsurface soil	2 4 FT		Inorganics	Potassium	1420	mg/kg		=	=	588	
WBG-237	WBG4132	10/22/2000	Grab	Subsurface soil	8 10 FT		Inorganics	Potassium	1420	mg/kg		=	=	616	
WBG-232	WBG4113	10/22/2000	Grab	Subsurface soil	4 6 FT		Inorganics	Potassium	1400	mg/kg		=	=	582	
WBG-252	WBG4180	10/22/2000	Grab	Subsurface soil	2 4 FT		Inorganics	Potassium	1340	mg/kg		=	=	590	
WBG-232	WBG4115	10/22/2000	Grab	Subsurface soil	8 10 FT		Inorganics	Potassium	1340	mg/kg		=	=	581	
WBGso-005	WB0765	4/25/1998	Grab	Subsurface soil	2 4 FT		Inorganics	Potassium	1300	mg/kg		=	=	577	
WBGso-062	WB0758	4/25/1998	Grab	Subsurface soil	2 4 FT		Inorganics	Potassium	1280	mg/kg		=	=	659	
WBG-237	WBG4130	10/22/2000	Grab	Subsurface soil	4 6 FT		Inorganics	Potassium	1280	mg/kg		=	=	620	
WBG-232	WBG4112	10/22/2000	Grab	Subsurface soil	2 4 FT		Inorganics	Potassium	1260	mg/kg		=	=	581	
WBGso-140	WB0769	4/28/1998	Grab	Subsurface soil	4 6 FT		Inorganics	Potassium	1260	mg/kg		=	=	621	
WBG-246	WBG4160	10/25/2000	Grab	Subsurface soil	2 4 FT		Inorganics	Potassium	1250	mg/kg		=	=	615	
WBG-227	WBG4097	10/22/2000	Grab	Subsurface soil	6 8 FT		Inorganics	Potassium	1240	mg/kg		=	=	594	
WBG-232	WBG4114	10/22/2000	Grab	Subsurface soil	6 8 FT		Inorganics	Potassium	1210	mg/kg		=	=	570	
WBG-237	WBG4129	10/22/2000	Grab	Subsurface soil	2 4 FT		Inorganics	Potassium	1200	mg/kg		=	=	620	
WBG-240	WBG4140	10/25/2000	Grab	Subsurface soil	2 4 FT		Inorganics	Potassium	1170	mg/kg		=	=	583	
WBG-237	WBG4131	10/22/2000	Grab	Subsurface soil	6 8 FT		Inorganics	Potassium	1150	mg/kg		=	=	624	
WBG-199	WBG4007	10/20/2000	Grab	Subsurface soil	2 4 FT		Inorganics	Potassium	1130	mg/kg		=	=	568	
WBGso-188	WB0918	5/6/1998	Grab	Subsurface soil	2 4 FT		Inorganics	Potassium	1110	mg/kg		=	=	630	
WBGso-186	WB0927	5/6/1998	Grab	Subsurface soil	4 6 FT		Inorganics	Potassium	1100	mg/kg		=	=	586	
WBGso-070	WB0748	4/24/1998	Grab	Subsurface soil	2 4 FT		Inorganics	Potassium	1090	mg/kg		=	=	578	
WBGso-186	WB0770	4/28/1998	Grab	Subsurface soil	2 4 FT		Inorganics	Potassium	1080	mg/kg		=	=	642	
WBGso-189	WB0919	5/6/1998	Grab	Subsurface soil	2 4 FT		Inorganics	Potassium	1080	mg/kg		=	=	605	
WBG-242	WBG4146	10/22/2000	Grab	Subsurface soil	2 4 FT		Inorganics	Potassium	1070	mg/kg		=	=	606	
WBGso-142	WB0772	4/28/1998	Grab	Subsurface soil	2 4 FT		Inorganics	Potassium	1060	mg/kg		=	=	589	
WBG-227	WBG4095	10/22/2000	Grab	Subsurface soil	2 4 FT		Inorganics	Potassium	1050	mg/kg		=	=	585	
WBG-227	WBG4098	10/22/2000	Grab	Subsurface soil	8 10 FT		Inorganics	Potassium	1050	mg/kg		=	=	593	
WBGso-141	WB0771	4/28/1998	Grab	Subsurface soil	4 6 FT		Inorganics	Potassium	1040	mg/kg		=	=	605	
WBGso-062	WB0759	4/25/1998	Grab	Subsurface soil	4 6 FT		Inorganics	Potassium	1000	mg/kg		=	=	624	
WBG-242	WBG4147	10/22/2000	Grab	Subsurface soil	4 6 FT		Inorganics	Potassium	998	mg/kg		=	=	592	
WBGso-006	WB0764	4/25/1998	Grab	Subsurface soil	2 4 FT		Inorganics	Potassium	982	mg/kg		=	=	606	
WBGso-185	WB0762	4/25/1998	Grab	Subsurface soil	2 4 FT		Inorganics	Potassium	974	mg/kg		=	=	626	
WBG-219	WBG4072	10/25/2000	Grab	Subsurface soil	4 6 FT		Inorganics	Potassium	940	mg/kg		=	=	569	
WBG-231	WBG4109	10/22/2000	Grab	Subsurface soil	2 4 FT		Inorganics	Potassium	935	mg/kg		=	=	627	
WBG-205	WBG4027	10/20/2000	Grab	Subsurface soil	2 4 FT		Inorganics	Potassium	926	mg/kg		=	=	619	
WBGso-178	WB0928	5/6/1998	Grab	Subsurface soil	2 4 FT		Inorganics	Potassium	921	mg/kg		=	=	578	
WBG-242	WBG4148	10/22/2000	Grab	Subsurface soil	6 8 FT		Inorganics	Potassium	880	mg/kg		=	=	637	
WBGso-054	WB0753	5/5/1998	Grab	Subsurface soil	2 4 FT		Inorganics	Potassium	868	mg/kg		=	=	562	
WBG-203	WBG4022	10/22/2000	Grab	Subsurface soil	8 10 FT		Inorganics	Potassium	783	mg/kg		=	=	564	

Station	Sample ID	Date Collected	Sample Type	Media	Depth	Sample Comment	Analysis	Chemical	Results	Units	Lab Qual	Data Qual	Qual	Detection Limit	Validation Code
WBGso-073	WB0752	4/24/1998	Grab	Subsurface soil	2 4 FT		Inorganics	Potassium	771	mg/kg		=	=	593	
WBG-242	WBG4149	10/22/2000	Grab	Subsurface soil	8 10 FT		Inorganics	Potassium	760	mg/kg		=	=	602	
WBGso-107	WB0766	4/28/1998	Grab	Subsurface soil	2 4 FT		Inorganics	Potassium	725	mg/kg		=	=	660	
WBG-254	WBG4188	10/19/2000	Grab	Subsurface soil	2 4 FT		Inorganics	Potassium	690	mg/kg		=	=	601	
WBG-210	WBG4043	10/30/2000	Grab	Subsurface soil	4 6 FT		Inorganics	Potassium	2420	mg/kg		J	J	618	I01
WBG-257	WBG4200	10/30/2000	Grab	Subsurface soil	8 9.1 FT		Inorganics	Potassium	2100	mg/kg		J	J	608	I01
WBG-257	WBG4198	10/30/2000	Grab	Subsurface soil	4 6 FT		Inorganics	Potassium	2080	mg/kg		J	J	617	I01
WBG-210	WBG4042	10/30/2000	Grab	Subsurface soil	2 4 FT		Inorganics	Potassium	2000	mg/kg		J	J	582	I01
WBG-257	WBG4199	10/30/2000	Grab	Subsurface soil	6 8 FT		Inorganics	Potassium	1940	mg/kg		J	J	636	I01
WBG-210	WBG4044	10/30/2000	Grab	Subsurface soil	6 8 FT		Inorganics	Potassium	1630	mg/kg		J	J	588	I01
WBG-210	WBG4045	10/30/2000	Grab	Subsurface soil	8 10 FT		Inorganics	Potassium	1620	mg/kg		J	J	605	I01
WBG-257	WBG4197	10/30/2000	Grab	Subsurface soil	2 4 FT		Inorganics	Potassium	864	mg/kg		J	J	588	I01
WBG-219	WBG4071	10/22/2000	Grab	Subsurface soil	2 4 FT		Inorganics	Selenium	4.6	mg/kg		=	=	2.9	
WBG-218	WBG4068	10/22/2000	Grab	Subsurface soil	2 4 FT		Inorganics	Selenium	4.2	mg/kg		=	=	3	
WBG-199	WBG4007	10/20/2000	Grab	Subsurface soil	2 4 FT		Inorganics	Selenium	2.1	mg/kg		=	=	0.57	
WBG-219	WBG4072	10/25/2000	Grab	Subsurface soil	4 6 FT		Inorganics	Selenium	1.9	mg/kg		=	=	0.57	
WBG-246	WBG4160	10/25/2000	Grab	Subsurface soil	2 4 FT		Inorganics	Selenium	1.7	mg/kg		=	=	0.61	
WBG-205	WBG4027	10/20/2000	Grab	Subsurface soil	2 4 FT		Inorganics	Selenium	1.5	mg/kg		=	=	0.62	
WBG-240	WBG4140	10/25/2000	Grab	Subsurface soil	2 4 FT		Inorganics	Selenium	1.3	mg/kg		=	=	0.58	
WBG-222	WBG4080	10/25/2000	Grab	Subsurface soil	2 4 FT		Inorganics	Selenium	1.1	mg/kg		=	=	0.58	
WBG-229	WBG4103	10/25/2000	Grab	Subsurface soil	2 4 FT		Inorganics	Selenium	1	mg/kg		=	=	0.57	
WBGso-187	WB0940	5/8/1998	Grab	Subsurface soil	2 4 FT		Inorganics	Selenium	0.98	mg/kg		=	=	0.58	
WBG-199	WBG4008	10/21/2000	Grab	Subsurface soil	4 6 FT		Inorganics	Selenium	0.92	mg/kg		=	=	0.56	
WBG-221	WBG4075	10/25/2000	Grab	Subsurface soil	4 6 FT		Inorganics	Selenium	0.92	mg/kg		=	=	0.57	
WBGso-186	WB0927	5/6/1998	Grab	Subsurface soil	4 6 FT		Inorganics	Selenium	0.81	mg/kg		=	=	0.59	
WBG-227	WBG4095	10/22/2000	Grab	Subsurface soil	2 4 FT		Inorganics	Selenium	0.78	mg/kg		=	=	0.59	
WBG-210	WBG4042	10/30/2000	Grab	Subsurface soil	2 4 FT		Inorganics	Selenium	0.76	mg/kg		=	=	0.58	
WBG-210	WBG4045	10/30/2000	Grab	Subsurface soil	8 10 FT		Inorganics	Selenium	0.69	mg/kg		=	=	0.6	
WBG-210	WBG4044	10/30/2000	Grab	Subsurface soil	6 8 FT		Inorganics	Selenium	0.66	mg/kg		=	=	0.59	
WBG-227	WBG4097	10/22/2000	Grab	Subsurface soil	6 8 FT		Inorganics	Selenium	0.63	mg/kg		=	=	0.59	
WBG-237	WBG4130	10/22/2000	Grab	Subsurface soil	4 6 FT		Inorganics	Selenium	0.89	mg/kg		J	J	0.62	F01,F07
WBG-205	WBG4028	10/21/2000	Grab	Subsurface soil	4 6 FT		Inorganics	Selenium	0.56	mg/kg	B	J	J	0.57	
WBG-243	WBG4151	10/23/2000	Grab	Subsurface soil	2 3.8 FT		Inorganics	Selenium	0.47	mg/kg	B	J	J	0.58	
WBG-257	WBG4199	10/30/2000	Grab	Subsurface soil	6 8 FT		Inorganics	Selenium	0.44	mg/kg	B	J	J	0.64	
WBG-227	WBG4096	10/22/2000	Grab	Subsurface soil	4 6 FT		Inorganics	Selenium	0.42	mg/kg	B	J	J	0.58	
WBG-237	WBG4129	10/22/2000	Grab	Subsurface soil	2 4 FT		Inorganics	Selenium	1.2	mg/kg		U	U	0.62	F01,F07
WBG-231	WBG4109	10/22/2000	Grab	Subsurface soil	2 4 FT		Inorganics	Selenium	0.99	mg/kg		U	U	0.63	F01,F07
WBG-232	WBG4114	10/22/2000	Grab	Subsurface soil	6 8 FT		Inorganics	Selenium	0.86	mg/kg		U	U	0.57	F01,F07
WBG-252	WBG4182	10/22/2000	Grab	Subsurface soil	6 8 FT		Inorganics	Selenium	0.83	mg/kg		U	U	0.59	F01,F07
WBG-232	WBG4112	10/22/2000	Grab	Subsurface soil	2 4 FT		Inorganics	Selenium	0.75	mg/kg		U	U	0.58	F01,F07
WBG-242	WBG4147	10/22/2000	Grab	Subsurface soil	4 6 FT		Inorganics	Selenium	0.75	mg/kg		U	U	0.59	F01,F07
WBG-227	WBG4098	10/22/2000	Grab	Subsurface soil	8 10 FT		Inorganics	Selenium	0.74	mg/kg		U	U	0.59	F01,F07
WBG-242	WBG4148	10/22/2000	Grab	Subsurface soil	6 8 FT		Inorganics	Selenium	0.69	mg/kg		U	U	0.64	F01,F07
WBG-242	WBG4149	10/22/2000	Grab	Subsurface soil	8 10 FT		Inorganics	Selenium	0.69	mg/kg		U	U	0.6	F01,F07
WBG-247	WBG4163	10/22/2000	Grab	Subsurface soil	2 4 FT		Inorganics	Selenium	0.67	mg/kg		U	U	0.64	F01,F07
WBG-252	WBG4180	10/22/2000	Grab	Subsurface soil	2 4 FT		Inorganics	Selenium	0.67	mg/kg		U	U	0.59	F01,F07
WBG-242	WBG4146	10/22/2000	Grab	Subsurface soil	2 4 FT		Inorganics	Selenium	0.66	mg/kg		U	U	0.61	F01,F07
WBGso-062	WB0758	4/25/1998	Grab	Subsurface soil	2 4 FT		Inorganics	Selenium	0.66	mg/kg	U	U	U	0.66	
WBGso-107	WB0766	4/28/1998	Grab	Subsurface soil	2 4 FT		Inorganics	Selenium	0.66	mg/kg	U	U	U	0.66	
WBGso-059	WB0760	4/25/1998	Grab	Subsurface soil	2 4 FT		Inorganics	Selenium	0.64	mg/kg	U	U	U	0.64	
WBGso-168	WB0773	5/5/1998	Grab	Subsurface soil	2 4 FT		Inorganics	Selenium	0.64	mg/kg	U	U	U	0.64	
WBGso-186	WB0770	4/28/1998	Grab	Subsurface soil	2 4 FT		Inorganics	Selenium	0.64	mg/kg	U	U	U	0.64	
WBGso-196	WB0943	5/8/1998	Grab	Subsurface soil	2 4 FT		Inorganics	Selenium	0.64	mg/kg	U	U	U	0.64	
WBGso-037	WB0761	4/25/1998	Grab	Subsurface soil	2 4 FT		Inorganics	Selenium	0.63	mg/kg	U	U	U	0.63	
WBGso-185	WB0762	4/25/1998	Grab	Subsurface soil	2 4 FT		Inorganics	Selenium	0.63	mg/kg	U	U	U	0.63	
WBGso-188	WB0918	5/6/1998	Grab	Subsurface soil	2 4 FT		Inorganics	Selenium	0.63	mg/kg	U	U	U	0.63	
WBG-210	WBG4043	10/30/2000	Grab	Subsurface soil	4 6 FT		Inorganics	Selenium	0.62	mg/kg	U	U	U	0.62	
WBG-257	WBG4198	10/30/2000	Grab	Subsurface soil	4 6 FT		Inorganics	Selenium	0.62	mg/kg	U	U	U	0.62	
WBGso-055	WB0755	4/24/1998	Grab	Subsurface soil	4 6 FT		Inorganics	Selenium	0.62	mg/kg	U	U	U	0.62	
WBGso-062	WB0759	4/25/1998	Grab	Subsurface soil	4 6 FT		Inorganics	Selenium	0.62	mg/kg	U	U	U	0.62	
WBGso-140	WB0769	4/28/1998	Grab	Subsurface soil	4 6 FT		Inorganics	Selenium	0.62	mg/kg	U	U	U	0.62	
WBGso-006	WB0764	4/25/1998	Grab	Subsurface soil	2 4 FT		Inorganics	Selenium	0.61	mg/kg	U	U	U	0.61	
WBGso-189	WB0919	5/6/1998	Grab	Subsurface soil	2 4 FT		Inorganics	Selenium	0.61	mg/kg	U	U	U	0.61	
WBGso-141	WB0771	4/28/1998	Grab	Subsurface soil	4 6 FT		Inorganics	Selenium	0.61	mg/kg	U	U	U	0.61	
WBG-257	WBG4200	10/30/2000	Grab	Subsurface soil	8 9.1 FT		Inorganics	Selenium	0.61	mg/kg	U	U	U	0.61	
WBG-254	WBG4188	10/19/2000	Grab	Subsurface soil	2 4 FT		Inorganics	Selenium	0.6	mg/kg	U	U	U	0.6	
WBGso-055	WB0754	4/24/1998	Grab	Subsurface soil	2 4 FT		Inorganics	Selenium	0.6	mg/kg	U	U	U	0.6	
WBGso-069	WB0750	4/24/1998	Grab	Subsurface soil	2 4 FT		Inorganics	Selenium	0.6	mg/kg	U	U	U	0.6	
WBG-223	WBG4083	10/22/2000	Grab	Subsurface soil	2 4 FT		Inorganics	Selenium	0.59	mg/kg	U	U	U	0.59	
WBG-257	WBG4197	10/30/2000	Grab	Subsurface soil	2 4 FT		Inorganics	Selenium	0.59	mg/kg	U	U	U	0.59	
WBGso-073	WB0752	4/24/1998	Grab	Subsurface soil	2 4 FT		Inorganics	Selenium	0.59	mg/kg	U	U	U	0.59	
WBGso-142	WB0772	4/28/1998	Grab	Subsurface soil	2 4 FT		Inorganics	Selenium	0.59	mg/kg	U	U	U	0.59	
WBGso-070	WB0749	4/24/1998	Grab	Subsurface soil	4 6 FT		Inorganics	Selenium	0.59	mg/kg	U	U	U	0.59	
WBG-255	WBG4191	10/19/2000	Grab	Subsurface soil	2 4 FT		Inorganics	Selenium	0.58	mg/kg	U	U	U	0.58	
WBGso-005	WB0765	4/25/1998	Grab	Subsurface soil	2 4 FT		Inorganics	Selenium	0.58	mg/kg	U	U	U	0.58	
WBGso-035	WB0763	4/25/1998	Grab	Subsurface soil	2 4 FT		Inorganics	Selenium	0.58	mg/kg	U	U	U	0.58	

Station	Sample ID	Date Collected	Sample Type	Media	Depth	Sample Comment	Analysis	Chemical	Results	Units	Lab Qual	Data Qual	Qual	Detection Limit	Validation Code
WBGso-057	WB0756	4/24/1998	Grab	Subsurface soil	2 4 FT		Inorganics	Selenium	0.58	mg/kg	U	U	U	0.58	
WBGso-070	WB0748	4/24/1998	Grab	Subsurface soil	2 4 FT		Inorganics	Selenium	0.58	mg/kg	U	U	U	0.58	
WBGso-178	WB0928	5/6/1998	Grab	Subsurface soil	2 4 FT		Inorganics	Selenium	0.58	mg/kg	U	U	U	0.58	
WBGso-057	WB0757	4/24/1998	Grab	Subsurface soil	4 6 FT		Inorganics	Selenium	0.58	mg/kg	U	U	U	0.58	
WBGso-069	WB0751	4/24/1998	Grab	Subsurface soil	4 5 FT		Inorganics	Selenium	0.58	mg/kg	U	U	U	0.58	
WBGso-122	WB0767	4/28/1998	Grab	Subsurface soil	4 6 FT		Inorganics	Selenium	0.58	mg/kg	U	U	U	0.58	
WBG-232	WBG4115	10/22/2000	Grab	Subsurface soil	8 10 FT		Inorganics	Selenium	0.58	mg/kg	U	U	U	0.58	
WBG-203	WBG4019	10/22/2000	Grab	Subsurface soil	2 4 FT		Inorganics	Selenium	0.57	mg/kg	U	U	U	0.57	
WBG-199	WBG4314	10/22/2000	Grab	Subsurface soil	6 8 FT		Inorganics	Selenium	0.57	mg/kg		U	U	0.57	F01,F07
WBG-203	WBG4021	10/22/2000	Grab	Subsurface soil	6 8 FT		Inorganics	Selenium	0.57	mg/kg	U	U	U	0.57	
WBG-205	WBG4313	10/22/2000	Grab	Subsurface soil	6 8 FT		Inorganics	Selenium	0.57	mg/kg	U	U	U	0.57	
WBGso-054	WB0753	5/5/1998	Grab	Subsurface soil	2 4 FT		Inorganics	Selenium	0.56	mg/kg	U	U	U	0.56	
WBG-203	WBG4020	10/22/2000	Grab	Subsurface soil	4 6 FT		Inorganics	Selenium	0.56	mg/kg	U	U	U	0.56	
WBG-203	WBG4022	10/22/2000	Grab	Subsurface soil	8 10 FT		Inorganics	Selenium	0.56	mg/kg	U	U	U	0.56	
WBG-237	WBG4131	10/22/2000	Grab	Subsurface soil	6 8 FT		Inorganics	Selenium	0.5	mg/kg	B	U	U	0.62	F01,F06
WBG-252	WBG4183	10/22/2000	Grab	Subsurface soil	8 10 FT		Inorganics	Selenium	0.48	mg/kg	B	U	U	0.58	F01,F06
WBG-237	WBG4132	10/22/2000	Grab	Subsurface soil	8 10 FT		Inorganics	Selenium	0.46	mg/kg	B	U	U	0.62	F01,F06
WBG-232	WBG4113	10/22/2000	Grab	Subsurface soil	4 6 FT		Inorganics	Selenium	0.43	mg/kg	B	U	U	0.58	F01,F06
WBG-252	WBG4181	10/22/2000	Grab	Subsurface soil	4 6 FT		Inorganics	Selenium	0.41	mg/kg	B	U	U	0.59	F01,F06
WBG-219	WBG4071	10/22/2000	Grab	Subsurface soil	2 4 FT		Inorganics	Silver	5.7	mg/kg		=	=	1.2	
WBG-199	WBG4007	10/20/2000	Grab	Subsurface soil	2 4 FT		Inorganics	Silver	2.7	mg/kg		=	=	1.1	
WBG-218	WBG4068	10/22/2000	Grab	Subsurface soil	2 4 FT		Inorganics	Silver	2.6	mg/kg		=	=	1.2	
WBGso-057	WB0756	4/24/1998	Grab	Subsurface soil	2 4 FT		Inorganics	Silver	1.5	mg/kg		=	=	1.2	
WBG-219	WBG4072	10/25/2000	Grab	Subsurface soil	4 6 FT		Inorganics	Silver	0.78	mg/kg	B	J	J	1.1	
WBG-199	WBG4314	10/22/2000	Grab	Subsurface soil	6 8 FT		Inorganics	Silver	0.28	mg/kg	B	J	J	1.1	
WBG-199	WBG4008	10/21/2000	Grab	Subsurface soil	4 6 FT		Inorganics	Silver	0.25	mg/kg	B	J	J	1.1	
WBG-231	WBG4109	10/22/2000	Grab	Subsurface soil	2 4 FT		Inorganics	Silver	1.3	mg/kg	U	U	U	1.3	
WBG-247	WBG4163	10/22/2000	Grab	Subsurface soil	2 4 FT		Inorganics	Silver	1.3	mg/kg	U	U	U	1.3	
WBGso-037	WB0761	4/25/1998	Grab	Subsurface soil	2 4 FT		Inorganics	Silver	1.3	mg/kg	U	U	U	1.3	
WBGso-059	WB0760	4/25/1998	Grab	Subsurface soil	2 4 FT		Inorganics	Silver	1.3	mg/kg	U	U	U	1.3	
WBGso-062	WB0758	4/25/1998	Grab	Subsurface soil	2 4 FT		Inorganics	Silver	1.3	mg/kg	U	U	U	1.3	
WBGso-107	WB0766	4/28/1998	Grab	Subsurface soil	2 4 FT		Inorganics	Silver	1.3	mg/kg	U	U	U	1.3	
WBGso-168	WB0773	5/5/1998	Grab	Subsurface soil	2 4 FT		Inorganics	Silver	1.3	mg/kg	U	U	U	1.3	
WBGso-185	WB0762	4/25/1998	Grab	Subsurface soil	2 4 FT		Inorganics	Silver	1.3	mg/kg	U	U	U	1.3	
WBGso-186	WB0770	4/28/1998	Grab	Subsurface soil	2 4 FT		Inorganics	Silver	1.3	mg/kg	U	U	U	1.3	
WBGso-188	WB0918	5/6/1998	Grab	Subsurface soil	2 4 FT		Inorganics	Silver	1.3	mg/kg	U	U	U	1.3	
WBGso-196	WB0943	5/8/1998	Grab	Subsurface soil	2 4 FT		Inorganics	Silver	1.3	mg/kg	U	U	U	1.3	
WBG-242	WBG4148	10/22/2000	Grab	Subsurface soil	6 8 FT		Inorganics	Silver	1.3	mg/kg	U	U	U	1.3	
WBG-257	WBG4199	10/30/2000	Grab	Subsurface soil	6 8 FT		Inorganics	Silver	1.3	mg/kg	U	U	U	1.3	
WBG-205	WBG4027	10/20/2000	Grab	Subsurface soil	2 4 FT		Inorganics	Silver	1.2	mg/kg	U	U	U	1.2	
WBG-210	WBG4042	10/30/2000	Grab	Subsurface soil	2 4 FT		Inorganics	Silver	1.2	mg/kg	U	U	U	1.2	
WBG-222	WBG4080	10/25/2000	Grab	Subsurface soil	2 4 FT		Inorganics	Silver	1.2	mg/kg	U	U	U	1.2	
WBG-223	WBG4083	10/22/2000	Grab	Subsurface soil	2 4 FT		Inorganics	Silver	1.2	mg/kg	U	U	U	1.2	
WBG-227	WBG4095	10/22/2000	Grab	Subsurface soil	2 4 FT		Inorganics	Silver	1.2	mg/kg	U	U	U	1.2	
WBG-232	WBG4112	10/22/2000	Grab	Subsurface soil	2 4 FT		Inorganics	Silver	1.2	mg/kg	U	U	U	1.2	
WBG-237	WBG4129	10/22/2000	Grab	Subsurface soil	2 4 FT		Inorganics	Silver	1.2	mg/kg	U	U	U	1.2	
WBG-240	WBG4140	10/25/2000	Grab	Subsurface soil	2 4 FT		Inorganics	Silver	1.2	mg/kg	U	U	U	1.2	
WBG-242	WBG4146	10/22/2000	Grab	Subsurface soil	2 4 FT		Inorganics	Silver	1.2	mg/kg	U	U	U	1.2	
WBG-243	WBG4151	10/23/2000	Grab	Subsurface soil	2 3.8 FT		Inorganics	Silver	1.2	mg/kg	U	U	U	1.2	
WBG-246	WBG4160	10/25/2000	Grab	Subsurface soil	2 4 FT		Inorganics	Silver	1.2	mg/kg	U	U	U	1.2	
WBG-252	WBG4180	10/22/2000	Grab	Subsurface soil	2 4 FT		Inorganics	Silver	1.2	mg/kg	U	U	U	1.2	
WBG-254	WBG4188	10/19/2000	Grab	Subsurface soil	2 4 FT		Inorganics	Silver	1.2	mg/kg	U	U	U	1.2	
WBG-255	WBG4191	10/19/2000	Grab	Subsurface soil	2 4 FT		Inorganics	Silver	1.2	mg/kg	U	U	U	1.2	
WBG-257	WBG4197	10/30/2000	Grab	Subsurface soil	2 4 FT		Inorganics	Silver	1.2	mg/kg	U	U	U	1.2	
WBGso-005	WB0765	4/25/1998	Grab	Subsurface soil	2 4 FT		Inorganics	Silver	1.2	mg/kg	U	U	U	1.2	
WBGso-006	WB0764	4/25/1998	Grab	Subsurface soil	2 4 FT		Inorganics	Silver	1.2	mg/kg	U	U	U	1.2	
WBGso-035	WB0763	4/25/1998	Grab	Subsurface soil	2 4 FT		Inorganics	Silver	1.2	mg/kg	U	U	U	1.2	
WBGso-055	WB0754	4/24/1998	Grab	Subsurface soil	2 4 FT		Inorganics	Silver	1.2	mg/kg	U	U	U	1.2	
WBGso-069	WB0750	4/24/1998	Grab	Subsurface soil	2 4 FT		Inorganics	Silver	1.2	mg/kg	U	U	U	1.2	
WBGso-070	WB0748	4/24/1998	Grab	Subsurface soil	2 4 FT		Inorganics	Silver	1.2	mg/kg	U	U	U	1.2	
WBGso-073	WB0752	4/24/1998	Grab	Subsurface soil	2 4 FT		Inorganics	Silver	1.2	mg/kg	U	U	U	1.2	
WBGso-142	WB0772	4/28/1998	Grab	Subsurface soil	2 4 FT		Inorganics	Silver	1.2	mg/kg	U	U	U	1.2	
WBGso-178	WB0928	5/6/1998	Grab	Subsurface soil	2 4 FT		Inorganics	Silver	1.2	mg/kg	U	U	U	1.2	
WBGso-187	WB0940	5/8/1998	Grab	Subsurface soil	2 4 FT		Inorganics	Silver	1.2	mg/kg	U	U	U	1.2	
WBGso-189	WB0919	5/6/1998	Grab	Subsurface soil	2 4 FT		Inorganics	Silver	1.2	mg/kg	U	U	U	1.2	
WBG-210	WBG4043	10/30/2000	Grab	Subsurface soil	4 6 FT		Inorganics	Silver	1.2	mg/kg	U	U	U	1.2	
WBG-227	WBG4096	10/22/2000	Grab	Subsurface soil	4 6 FT		Inorganics	Silver	1.2	mg/kg	U	U	U	1.2	
WBG-232	WBG4113	10/22/2000	Grab	Subsurface soil	4 6 FT		Inorganics	Silver	1.2	mg/kg	U	U	U	1.2	
WBG-237	WBG4130	10/22/2000	Grab	Subsurface soil	4 6 FT		Inorganics	Silver	1.2	mg/kg	U	U	U	1.2	
WBG-242	WBG4147	10/22/2000	Grab	Subsurface soil	4 6 FT		Inorganics	Silver	1.2	mg/kg	U	U	U	1.2	
WBG-252	WBG4181	10/22/2000	Grab	Subsurface soil	4 6 FT		Inorganics	Silver	1.2	mg/kg	U	U	U	1.2	
WBG-257	WBG4198	10/30/2000	Grab	Subsurface soil	4 6 FT		Inorganics	Silver	1.2	mg/kg	U	U	U	1.2	
WBGso-055	WB0755	4/24/1998	Grab	Subsurface soil	4 6 FT		Inorganics	Silver	1.2	mg/kg	U	U	U	1.2	
WBGso-057	WB0757	4/24/1998	Grab	Subsurface soil	4 6 FT		Inorganics	Silver	1.2	mg/kg	U	U	U	1.2	
WBGso-062	WB0759	4/25/1998	Grab	Subsurface soil	4 6 FT		Inorganics	Silver	1.2	mg/kg	U	U	U	1.2	
WBGso-069	WB0751	4/24/1998	Grab	Subsurface soil	4 5 FT		Inorganics	Silver	1.2	mg/kg	U	U	U	1.2	

Station	Sample ID	Date Collected	Sample Type	Media	Depth	Sample Comment	Analysis	Chemical	Results	Units	Lab Qual	Data Qual	Qual	Detection Limit	Validation Code
WBGso-070	WB0749	4/24/1998	Grab	Subsurface soil	4 6 FT		Inorganics	Silver	1.2	mg/kg	U	U	U	1.2	
WBGso-122	WB0767	4/28/1998	Grab	Subsurface soil	4 6 FT		Inorganics	Silver	1.2	mg/kg	U	U	U	1.2	
WBGso-140	WB0769	4/28/1998	Grab	Subsurface soil	4 6 FT		Inorganics	Silver	1.2	mg/kg	U	U	U	1.2	
WBGso-141	WB0771	4/28/1998	Grab	Subsurface soil	4 6 FT		Inorganics	Silver	1.2	mg/kg	U	U	U	1.2	
WBGso-186	WB0927	5/6/1998	Grab	Subsurface soil	4 6 FT		Inorganics	Silver	1.2	mg/kg	U	U	U	1.2	
WBG-210	WBG4044	10/30/2000	Grab	Subsurface soil	6 8 FT		Inorganics	Silver	1.2	mg/kg	U	U	U	1.2	
WBG-227	WBG4097	10/22/2000	Grab	Subsurface soil	6 8 FT		Inorganics	Silver	1.2	mg/kg	U	U	U	1.2	
WBG-237	WBG4131	10/22/2000	Grab	Subsurface soil	6 8 FT		Inorganics	Silver	1.2	mg/kg	U	U	U	1.2	
WBG-252	WBG4182	10/22/2000	Grab	Subsurface soil	6 8 FT		Inorganics	Silver	1.2	mg/kg	U	U	U	1.2	
WBG-210	WBG4045	10/30/2000	Grab	Subsurface soil	8 10 FT		Inorganics	Silver	1.2	mg/kg	U	U	U	1.2	
WBG-227	WBG4098	10/22/2000	Grab	Subsurface soil	8 10 FT		Inorganics	Silver	1.2	mg/kg	U	U	U	1.2	
WBG-232	WBG4115	10/22/2000	Grab	Subsurface soil	8 10 FT		Inorganics	Silver	1.2	mg/kg	U	U	U	1.2	
WBG-237	WBG4132	10/22/2000	Grab	Subsurface soil	8 10 FT		Inorganics	Silver	1.2	mg/kg	U	U	U	1.2	
WBG-242	WBG4149	10/22/2000	Grab	Subsurface soil	8 10 FT		Inorganics	Silver	1.2	mg/kg	U	U	U	1.2	
WBG-252	WBG4183	10/22/2000	Grab	Subsurface soil	8 10 FT		Inorganics	Silver	1.2	mg/kg	U	U	U	1.2	
WBG-257	WBG4200	10/30/2000	Grab	Subsurface soil	8 9.1 FT		Inorganics	Silver	1.2	mg/kg	U	U	U	1.2	
WBG-203	WBG4019	10/22/2000	Grab	Subsurface soil	2 4 FT		Inorganics	Silver	1.1	mg/kg	U	U	U	1.1	
WBG-229	WBG4103	10/25/2000	Grab	Subsurface soil	2 4 FT		Inorganics	Silver	1.1	mg/kg	U	U	U	1.1	
WBGso-054	WB0753	5/5/1998	Grab	Subsurface soil	2 4 FT		Inorganics	Silver	1.1	mg/kg	U	U	U	1.1	
WBG-203	WBG4020	10/22/2000	Grab	Subsurface soil	4 6 FT		Inorganics	Silver	1.1	mg/kg	U	U	U	1.1	
WBG-205	WBG4028	10/21/2000	Grab	Subsurface soil	4 6 FT		Inorganics	Silver	1.1	mg/kg	U	U	U	1.1	
WBG-221	WBG4075	10/25/2000	Grab	Subsurface soil	4 6 FT		Inorganics	Silver	1.1	mg/kg	U	U	U	1.1	
WBG-203	WBG4021	10/22/2000	Grab	Subsurface soil	6 8 FT		Inorganics	Silver	1.1	mg/kg	U	U	U	1.1	
WBG-205	WBG4313	10/22/2000	Grab	Subsurface soil	6 8 FT		Inorganics	Silver	1.1	mg/kg	U	U	U	1.1	
WBG-232	WBG4114	10/22/2000	Grab	Subsurface soil	6 8 FT		Inorganics	Silver	1.1	mg/kg	U	U	U	1.1	
WBG-203	WBG4022	10/22/2000	Grab	Subsurface soil	8 10 FT		Inorganics	Silver	1.1	mg/kg	U	U	U	1.1	
WBG-219	WBG4071	10/22/2000	Grab	Subsurface soil	2 4 FT		Inorganics	Sodium	1780	mg/kg		=	=	585	
WBG-218	WBG4068	10/22/2000	Grab	Subsurface soil	2 4 FT		Inorganics	Sodium	1520	mg/kg		=	=	606	
WBG-219	WBG4072	10/25/2000	Grab	Subsurface soil	4 6 FT		Inorganics	Sodium	389	mg/kg	B	J	J	569	
WBG-199	WBG4007	10/20/2000	Grab	Subsurface soil	2 4 FT		Inorganics	Sodium	366	mg/kg	B	J	J	568	
WBGso-057	WB0756	4/24/1998	Grab	Subsurface soil	2 4 FT		Inorganics	Sodium	227	mg/kg	B	J	J	577	F10
WBGso-196	WB0943	5/8/1998	Grab	Subsurface soil	2 4 FT		Inorganics	Sodium	151	mg/kg	B	J	J	641	
WBGso-055	WB0755	4/24/1998	Grab	Subsurface soil	4 6 FT		Inorganics	Sodium	151	mg/kg	B	J	J	621	F10
WBGso-055	WB0754	4/24/1998	Grab	Subsurface soil	2 4 FT		Inorganics	Sodium	148	mg/kg	B	J	J	600	F10
WBGso-122	WB0767	4/28/1998	Grab	Subsurface soil	4 6 FT		Inorganics	Sodium	142	mg/kg	B	J	J	578	
WBG-210	WBG4042	10/30/2000	Grab	Subsurface soil	2 4 FT		Inorganics	Sodium	137	mg/kg	B	J	J	582	
WBGso-057	WB0757	4/24/1998	Grab	Subsurface soil	4 6 FT		Inorganics	Sodium	128	mg/kg	B	J	J	579	F10
WBG-210	WBG4043	10/30/2000	Grab	Subsurface soil	4 6 FT		Inorganics	Sodium	122	mg/kg	B	J	J	618	
WBGso-059	WB0760	4/25/1998	Grab	Subsurface soil	2 4 FT		Inorganics	Sodium	110	mg/kg	B	J	J	636	F10
WBG-257	WBG4200	10/30/2000	Grab	Subsurface soil	8 9.1 FT		Inorganics	Sodium	93.7	mg/kg	B	J	J	608	
WBG-210	WBG4044	10/30/2000	Grab	Subsurface soil	6 8 FT		Inorganics	Sodium	90.5	mg/kg	B	J	J	588	
WBG-210	WBG4045	10/30/2000	Grab	Subsurface soil	8 10 FT		Inorganics	Sodium	88.2	mg/kg	B	J	J	605	
WBG-221	WBG4075	10/25/2000	Grab	Subsurface soil	4 6 FT		Inorganics	Sodium	85.4	mg/kg	B	J	J	573	
WBG-257	WBG4199	10/30/2000	Grab	Subsurface soil	6 8 FT		Inorganics	Sodium	84.7	mg/kg	B	J	J	636	
WBG-257	WBG4198	10/30/2000	Grab	Subsurface soil	4 6 FT		Inorganics	Sodium	80.9	mg/kg	B	J	J	617	
WBGso-186	WB0770	4/28/1998	Grab	Subsurface soil	2 4 FT		Inorganics	Sodium	63.3	mg/kg	B	J	J	642	
WBG-243	WBG4151	10/23/2000	Grab	Subsurface soil	2 3.8 FT		Inorganics	Sodium	60.1	mg/kg	B	J	J	579	
WBGso-140	WB0769	4/28/1998	Grab	Subsurface soil	4 6 FT		Inorganics	Sodium	49.4	mg/kg	B	J	J	621	
WBGso-141	WB0771	4/28/1998	Grab	Subsurface soil	4 6 FT		Inorganics	Sodium	46.4	mg/kg	B	J	J	605	
WBGso-142	WB0772	4/28/1998	Grab	Subsurface soil	2 4 FT		Inorganics	Sodium	45.2	mg/kg	B	J	J	589	
WBGso-107	WB0766	4/28/1998	Grab	Subsurface soil	2 4 FT		Inorganics	Sodium	18.9	mg/kg	B	J	J	660	
WBG-237	WBG4131	10/22/2000	Grab	Subsurface soil	6 8 FT		Inorganics	Sodium	624	mg/kg	U	U	U	624	
WBG-237	WBG4129	10/22/2000	Grab	Subsurface soil	2 4 FT		Inorganics	Sodium	620	mg/kg	U	U	U	620	
WBG-205	WBG4027	10/20/2000	Grab	Subsurface soil	2 4 FT		Inorganics	Sodium	619	mg/kg	U	U	U	619	
WBG-246	WBG4160	10/25/2000	Grab	Subsurface soil	2 4 FT		Inorganics	Sodium	615	mg/kg	U	U	U	615	
WBG-242	WBG4146	10/22/2000	Grab	Subsurface soil	2 4 FT		Inorganics	Sodium	606	mg/kg	U	U	U	606	
WBG-242	WBG4149	10/22/2000	Grab	Subsurface soil	8 10 FT		Inorganics	Sodium	602	mg/kg	U	U	U	602	
WBG-227	WBG4097	10/22/2000	Grab	Subsurface soil	6 8 FT		Inorganics	Sodium	594	mg/kg	U	U	U	594	
WBG-242	WBG4147	10/22/2000	Grab	Subsurface soil	4 6 FT		Inorganics	Sodium	592	mg/kg	U	U	U	592	
WBG-257	WBG4197	10/30/2000	Grab	Subsurface soil	2 4 FT		Inorganics	Sodium	588	mg/kg	U	U	U	588	
WBG-240	WBG4140	10/25/2000	Grab	Subsurface soil	2 4 FT		Inorganics	Sodium	583	mg/kg	U	U	U	583	
WBG-222	WBG4080	10/25/2000	Grab	Subsurface soil	2 4 FT		Inorganics	Sodium	577	mg/kg	U	U	U	577	
WBG-229	WBG4103	10/25/2000	Grab	Subsurface soil	2 4 FT		Inorganics	Sodium	575	mg/kg	U	U	U	575	
WBG-247	WBG4163	10/22/2000	Grab	Subsurface soil	2 4 FT		Inorganics	Sodium	341	mg/kg	B	U	U	645	F01,F06
WBG-252	WBG4181	10/22/2000	Grab	Subsurface soil	4 6 FT		Inorganics	Sodium	239	mg/kg	B	U	U	589	F01,F06
WBG-232	WBG4112	10/22/2000	Grab	Subsurface soil	2 4 FT		Inorganics	Sodium	229	mg/kg	B	U	U	581	F01,F06
WBG-232	WBG4113	10/22/2000	Grab	Subsurface soil	4 6 FT		Inorganics	Sodium	212	mg/kg	B	U	U	582	F01,F06
WBG-199	WBG4314	10/22/2000	Grab	Subsurface soil	6 8 FT		Inorganics	Sodium	182	mg/kg	B	U	U	567	F01,F06
WBG-232	WBG4114	10/22/2000	Grab	Subsurface soil	6 8 FT		Inorganics	Sodium	152	mg/kg	B	U	U	570	F01,F06
WBG-199	WBG4008	10/21/2000	Grab	Subsurface soil	4 6 FT		Inorganics	Sodium	142	mg/kg	B	U	U	556	F01,F06
WBG-252	WBG4180	10/22/2000	Grab	Subsurface soil	2 4 FT		Inorganics	Sodium	137	mg/kg	B	U	U	590	F01,F06
WBG-203	WBG4022	10/22/2000	Grab	Subsurface soil	8 10 FT		Inorganics	Sodium	119	mg/kg	B	U	U	564	F01,F06
WBG-252	WBG4182	10/22/2000	Grab	Subsurface soil	6 8 FT		Inorganics	Sodium	114	mg/kg	B	U	U	593	F01,F06
WBG-237	WBG4130	10/22/2000	Grab	Subsurface soil	4 6 FT		Inorganics	Sodium	109	mg/kg	B	U	U	620	F01,F06
WBG-203	WBG4021	10/22/2000	Grab	Subsurface soil	6 8 FT		Inorganics	Sodium	109	mg/kg	B	U	U	570	F01,F06
WBG-252	WBG4183	10/22/2000	Grab	Subsurface soil	8 10 FT		Inorganics	Sodium	106	mg/kg	B	U	U	583	F01,F06

Station	Sample ID	Date Collected	Sample Type	Media	Depth	Sample Comment	Analysis	Chemical	Results	Units	Lab Qual	Data Qual	Qual	Detection Limit	Validation Code
WBG-203	WBG4020	10/22/2000	Grab	Subsurface soil	4 6 FT		Inorganics	Sodium	104	mg/kg	B	U	U	557	F01,F06
WBGso-070	WB0749	4/24/1998	Grab	Subsurface soil	4 6 FT		Inorganics	Sodium	103	mg/kg	B	U	U	590	F01,F06
WBG-203	WBG4019	10/22/2000	Grab	Subsurface soil	2 4 FT		Inorganics	Sodium	100	mg/kg	B	U	U	573	F01,F06
WBG-232	WBG4115	10/22/2000	Grab	Subsurface soil	8 10 FT		Inorganics	Sodium	99	mg/kg	B	U	U	581	F01,F06
WBGso-069	WB0751	4/24/1998	Grab	Subsurface soil	4 5 FT		Inorganics	Sodium	91.2	mg/kg	B	U	U	583	F01,F06
WBGso-188	WB0918	5/6/1998	Grab	Subsurface soil	2 4 FT		Inorganics	Sodium	88.4	mg/kg	B	U	U	630	F01,F06
WBGso-189	WB0919	5/6/1998	Grab	Subsurface soil	2 4 FT		Inorganics	Sodium	86.7	mg/kg	B	U	U	605	F01,F06
WBG-242	WBG4148	10/22/2000	Grab	Subsurface soil	6 8 FT		Inorganics	Sodium	83.2	mg/kg	B	U	U	637	F01,F06
WBG-205	WBG4028	10/21/2000	Grab	Subsurface soil	4 6 FT		Inorganics	Sodium	77.2	mg/kg	B	U	U	572	F01,F06
WBGso-186	WB0927	5/6/1998	Grab	Subsurface soil	4 6 FT		Inorganics	Sodium	76.9	mg/kg	B	U	U	586	F01,F06
WBGso-168	WB0773	5/5/1998	Grab	Subsurface soil	2 4 FT		Inorganics	Sodium	76	mg/kg	B	U	U	642	F01,F06
WBGso-187	WB0940	5/8/1998	Grab	Subsurface soil	2 4 FT		Inorganics	Sodium	72.1	mg/kg	B	U	U	585	F01,F06
WBG-205	WBG4313	10/22/2000	Grab	Subsurface soil	6 8 FT		Inorganics	Sodium	71.6	mg/kg	B	U	U	573	F01,F06
WBG-223	WBG4083	10/22/2000	Grab	Subsurface soil	2 4 FT		Inorganics	Sodium	70.9	mg/kg	B	U	U	588	F01,F06
WBGso-070	WB0748	4/24/1998	Grab	Subsurface soil	2 4 FT		Inorganics	Sodium	69.5	mg/kg	B	U	U	578	F01,F06
WBG-227	WBG4098	10/22/2000	Grab	Subsurface soil	8 10 FT		Inorganics	Sodium	69.3	mg/kg	B	U	U	593	F01,F06
WBG-237	WBG4132	10/22/2000	Grab	Subsurface soil	8 10 FT		Inorganics	Sodium	66.7	mg/kg	B	U	U	616	F01,F06
WBG-231	WBG4109	10/22/2000	Grab	Subsurface soil	2 4 FT		Inorganics	Sodium	65.4	mg/kg	B	U	U	627	F01,F06
WBGso-069	WB0750	4/24/1998	Grab	Subsurface soil	2 4 FT		Inorganics	Sodium	64.9	mg/kg	B	U	U	599	F01,F06
WBG-227	WBG4096	10/22/2000	Grab	Subsurface soil	4 6 FT		Inorganics	Sodium	64.5	mg/kg	B	U	U	581	F01,F06
WBG-227	WBG4095	10/22/2000	Grab	Subsurface soil	2 4 FT		Inorganics	Sodium	64.4	mg/kg	B	U	U	585	F01,F06
WBGso-178	WB0928	5/6/1998	Grab	Subsurface soil	2 4 FT		Inorganics	Sodium	61.9	mg/kg	B	U	U	578	F01,F06
WBGso-073	WB0752	4/24/1998	Grab	Subsurface soil	2 4 FT		Inorganics	Sodium	55.3	mg/kg	B	U	U	593	F01,F06
WBGso-054	WB0753	5/5/1998	Grab	Subsurface soil	2 4 FT		Inorganics	Sodium	42	mg/kg	B	U	U	562	F06
WBG-254	WBG4188	10/19/2000	Grab	Subsurface soil	2 4 FT		Inorganics	Sodium	601	mg/kg	U	UJ	UJ	601	F10
WBG-255	WBG4191	10/19/2000	Grab	Subsurface soil	2 4 FT		Inorganics	Sodium	583	mg/kg	U	UJ	UJ	583	F10
WBGso-196	WB0943	5/8/1998	Grab	Subsurface soil	2 4 FT		Inorganics	Thallium	1.1	mg/kg		=	=	0.64	
WBG-219	WBG4071	10/22/2000	Grab	Subsurface soil	2 4 FT		Inorganics	Thallium	0.81	mg/kg		=	=	0.59	
WBGso-178	WB0928	5/6/1998	Grab	Subsurface soil	2 4 FT		Inorganics	Thallium	0.79	mg/kg		=	=	0.58	
WBGso-122	WB0767	4/28/1998	Grab	Subsurface soil	4 6 FT		Inorganics	Thallium	0.76	mg/kg		=	=	0.58	
WBG-237	WBG4129	10/22/2000	Grab	Subsurface soil	2 4 FT		Inorganics	Thallium	0.69	mg/kg		=	=	0.62	
WBG-252	WBG4181	10/22/2000	Grab	Subsurface soil	4 6 FT		Inorganics	Thallium	0.65	mg/kg		=	=	0.59	
WBG-252	WBG4183	10/22/2000	Grab	Subsurface soil	8 10 FT		Inorganics	Thallium	0.65	mg/kg		=	=	0.58	
WBG-205	WBG4027	10/20/2000	Grab	Subsurface soil	2 4 FT		Inorganics	Thallium	0.73	mg/kg	Wb	J	J	0.62	E03
WBG-237	WBG4130	10/22/2000	Grab	Subsurface soil	4 6 FT		Inorganics	Thallium	0.63	mg/kg		J	J	0.62	I02
WBG-199	WBG4007	10/20/2000	Grab	Subsurface soil	2 4 FT		Inorganics	Thallium	0.61	mg/kg	Wb	J	J	0.57	E03
WBG-237	WBG4131	10/22/2000	Grab	Subsurface soil	6 8 FT		Inorganics	Thallium	0.6	mg/kg	B	J	J	0.62	I02
WBG-243	WBG4151	10/23/2000	Grab	Subsurface soil	2 3.8 FT		Inorganics	Thallium	0.59	mg/kg	Wb	J	J	0.58	E03
WBG-247	WBG4163	10/22/2000	Grab	Subsurface soil	2 4 FT		Inorganics	Thallium	0.58	mg/kg	B	J	J	0.64	I02
WBG-252	WBG4182	10/22/2000	Grab	Subsurface soil	6 8 FT		Inorganics	Thallium	0.58	mg/kg	B	J	J	0.59	
WBG-252	WBG4180	10/22/2000	Grab	Subsurface soil	2 4 FT		Inorganics	Thallium	0.57	mg/kg	B	J	J	0.59	
WBG-203	WBG4019	10/22/2000	Grab	Subsurface soil	2 4 FT		Inorganics	Thallium	0.52	mg/kg	B	J	J	0.57	I02
WBG-210	WBG4042	10/30/2000	Grab	Subsurface soil	2 4 FT		Inorganics	Thallium	0.51	mg/kg	B	J	J	0.58	
WBG-203	WBG4020	10/22/2000	Grab	Subsurface soil	4 6 FT		Inorganics	Thallium	0.51	mg/kg	B	J	J	0.56	I02
WBG-199	WBG4314	10/22/2000	Grab	Subsurface soil	6 8 FT		Inorganics	Thallium	0.51	mg/kg	B	J	J	0.57	I02
WBG-205	WBG4313	10/22/2000	Grab	Subsurface soil	6 8 FT		Inorganics	Thallium	0.5	mg/kg	B	J	J	0.57	I02
WBG-223	WBG4083	10/22/2000	Grab	Subsurface soil	2 4 FT		Inorganics	Thallium	0.49	mg/kg	B	J	J	0.59	E03
WBG-203	WBG4021	10/22/2000	Grab	Subsurface soil	6 8 FT		Inorganics	Thallium	0.49	mg/kg	B	J	J	0.57	I02
WBG-232	WBG4114	10/22/2000	Grab	Subsurface soil	6 8 FT		Inorganics	Thallium	0.49	mg/kg	B	J	J	0.57	I02
WBG-255	WBG4191	10/19/2000	Grab	Subsurface soil	2 4 FT		Inorganics	Thallium	0.48	mg/kg	B	J	J	0.58	
WBG-242	WBG4146	10/22/2000	Grab	Subsurface soil	2 4 FT		Inorganics	Thallium	0.47	mg/kg	B	J	J	0.61	
WBG-232	WBG4113	10/22/2000	Grab	Subsurface soil	4 6 FT		Inorganics	Thallium	0.47	mg/kg	B	J	J	0.58	I02
WBG-231	WBG4109	10/22/2000	Grab	Subsurface soil	2 4 FT		Inorganics	Thallium	0.46	mg/kg	B	J	J	0.63	
WBG-237	WBG4132	10/22/2000	Grab	Subsurface soil	8 10 FT		Inorganics	Thallium	0.46	mg/kg	B	J	J	0.62	I02
WBG-210	WBG4043	10/30/2000	Grab	Subsurface soil	4 6 FT		Inorganics	Thallium	0.44	mg/kg	B	J	J	0.62	
WBG-242	WBG4147	10/22/2000	Grab	Subsurface soil	4 6 FT		Inorganics	Thallium	0.44	mg/kg	B	J	J	0.59	E03
WBG-257	WBG4198	10/30/2000	Grab	Subsurface soil	4 6 FT		Inorganics	Thallium	0.44	mg/kg	B	J	J	0.62	E03
WBG-232	WBG4112	10/22/2000	Grab	Subsurface soil	2 4 FT		Inorganics	Thallium	0.43	mg/kg	B	J	J	0.58	I02
WBG-199	WBG4008	10/21/2000	Grab	Subsurface soil	4 6 FT		Inorganics	Thallium	0.42	mg/kg	B	J	J	0.56	
WBG-205	WBG4028	10/21/2000	Grab	Subsurface soil	4 6 FT		Inorganics	Thallium	0.42	mg/kg	B	J	J	0.57	
WBG-257	WBG4199	10/30/2000	Grab	Subsurface soil	6 8 FT		Inorganics	Thallium	0.42	mg/kg	B	J	J	0.64	
WBG-232	WBG4115	10/22/2000	Grab	Subsurface soil	8 10 FT		Inorganics	Thallium	0.42	mg/kg	B	J	J	0.58	I02
WBG-242	WBG4148	10/22/2000	Grab	Subsurface soil	6 8 FT		Inorganics	Thallium	0.41	mg/kg	B	J	J	0.64	
WBG-218	WBG4068	10/22/2000	Grab	Subsurface soil	2 4 FT		Inorganics	Thallium	0.38	mg/kg	B	J	J	0.61	
WBG-203	WBG4022	10/22/2000	Grab	Subsurface soil	8 10 FT		Inorganics	Thallium	0.38	mg/kg	B	J	J	0.56	I02
WBG-257	WBG4200	10/30/2000	Grab	Subsurface soil	8 9.1 FT		Inorganics	Thallium	0.38	mg/kg	B	J	J	0.61	
WBG-227	WBG4096	10/22/2000	Grab	Subsurface soil	4 6 FT		Inorganics	Thallium	0.37	mg/kg	B	J	J	0.58	
WBG-227	WBG4098	10/22/2000	Grab	Subsurface soil	8 10 FT		Inorganics	Thallium	0.36	mg/kg	B	J	J	0.59	
WBG-210	WBG4045	10/30/2000	Grab	Subsurface soil	8 10 FT		Inorganics	Thallium	0.35	mg/kg	B	J	J	0.6	
WBG-242	WBG4149	10/22/2000	Grab	Subsurface soil	8 10 FT		Inorganics	Thallium	0.34	mg/kg	B	J	J	0.6	
WBG-227	WBG4095	10/22/2000	Grab	Subsurface soil	2 4 FT		Inorganics	Thallium	0.33	mg/kg	B	J	J	0.59	
WBG-257	WBG4197	10/30/2000	Grab	Subsurface soil	2 4 FT		Inorganics	Thallium	0.33	mg/kg	B	J	J	0.59	E03
WBG-227	WBG4097	10/22/2000	Grab	Subsurface soil	6 8 FT		Inorganics	Thallium	0.33	mg/kg	B	J	J	0.59	
WBG-254	WBG4188	10/19/2000	Grab	Subsurface soil	2 4 FT		Inorganics	Thallium	0.32	mg/kg	B	J	J	0.6	
WBG-210	WBG4044	10/30/2000	Grab	Subsurface soil	6 8 FT		Inorganics	Thallium	0.27	mg/kg	B	J	J	0.59	E03
WBG-219	WBG4072	10/25/2000	Grab	Subsurface soil	4 6 FT		Inorganics	Thallium	0.82	mg/kg		U	U	0.57	F01,F07

Station	Sample ID	Date Collected	Sample Type	Media	Depth	Sample Comment	Analysis	Chemical	Results	Units	Lab Qual	Data Qual	Qual	Detection Limit	Validation Code
WBG-229	WBG4103	10/25/2000	Grab	Subsurface soil	2 4 FT		Inorganics	Thallium	0.8	mg/kg		U	U	0.57	F01,F07
WBG-246	WBG4160	10/25/2000	Grab	Subsurface soil	2 4 FT		Inorganics	Thallium	0.79	mg/kg		U	U	0.61	F01,F07
WBG-222	WBG4080	10/25/2000	Grab	Subsurface soil	2 4 FT		Inorganics	Thallium	0.76	mg/kg		U	U	0.58	F01,F07
WBG-240	WBG4140	10/25/2000	Grab	Subsurface soil	2 4 FT		Inorganics	Thallium	0.75	mg/kg		U	U	0.58	F01,F07
WBG-221	WBG4075	10/25/2000	Grab	Subsurface soil	4 6 FT		Inorganics	Thallium	0.75	mg/kg		U	U	0.57	F01,F07
WBGso-062	WB0758	4/25/1998	Grab	Subsurface soil	2 4 FT		Inorganics	Thallium	0.66	mg/kg	U	U	U	0.66	
WBGso-107	WB0766	4/28/1998	Grab	Subsurface soil	2 4 FT		Inorganics	Thallium	0.66	mg/kg	U	U	U	0.66	
WBGso-059	WB0760	4/25/1998	Grab	Subsurface soil	2 4 FT		Inorganics	Thallium	0.64	mg/kg	U	U	U	0.64	
WBGso-168	WB0773	5/5/1998	Grab	Subsurface soil	2 4 FT		Inorganics	Thallium	0.64	mg/kg	U	U	U	0.64	
WBGso-186	WB0770	4/28/1998	Grab	Subsurface soil	2 4 FT		Inorganics	Thallium	0.64	mg/kg	U	U	U	0.64	
WBGso-037	WB0761	4/25/1998	Grab	Subsurface soil	2 4 FT		Inorganics	Thallium	0.63	mg/kg	U	U	U	0.63	
WBGso-185	WB0762	4/25/1998	Grab	Subsurface soil	2 4 FT		Inorganics	Thallium	0.63	mg/kg	U	U	U	0.63	
WBGso-188	WB0918	5/6/1998	Grab	Subsurface soil	2 4 FT		Inorganics	Thallium	0.63	mg/kg	U	U	U	0.63	
WBGso-055	WB0755	4/24/1998	Grab	Subsurface soil	4 6 FT		Inorganics	Thallium	0.62	mg/kg	U	U	U	0.62	
WBGso-062	WB0759	4/25/1998	Grab	Subsurface soil	4 6 FT		Inorganics	Thallium	0.62	mg/kg	U	U	U	0.62	
WBGso-140	WB0769	4/28/1998	Grab	Subsurface soil	4 6 FT		Inorganics	Thallium	0.62	mg/kg	U	U	U	0.62	
WBGso-006	WB0764	4/25/1998	Grab	Subsurface soil	2 4 FT		Inorganics	Thallium	0.61	mg/kg	U	U	U	0.61	
WBGso-189	WB0919	5/6/1998	Grab	Subsurface soil	2 4 FT		Inorganics	Thallium	0.61	mg/kg	U	U	U	0.61	
WBGso-141	WB0771	4/28/1998	Grab	Subsurface soil	4 6 FT		Inorganics	Thallium	0.61	mg/kg	U	U	U	0.61	
WBGso-055	WB0754	4/24/1998	Grab	Subsurface soil	2 4 FT		Inorganics	Thallium	0.6	mg/kg	U	U	U	0.6	
WBGso-142	WB0772	4/28/1998	Grab	Subsurface soil	2 4 FT		Inorganics	Thallium	0.59	mg/kg	U	U	U	0.59	
WBGso-186	WB0927	5/6/1998	Grab	Subsurface soil	4 6 FT		Inorganics	Thallium	0.59	mg/kg	U	U	U	0.59	
WBGso-005	WB0765	4/25/1998	Grab	Subsurface soil	2 4 FT		Inorganics	Thallium	0.58	mg/kg	U	U	U	0.58	
WBGso-035	WB0763	4/25/1998	Grab	Subsurface soil	2 4 FT		Inorganics	Thallium	0.58	mg/kg	U	U	U	0.58	
WBGso-057	WB0756	4/24/1998	Grab	Subsurface soil	2 4 FT		Inorganics	Thallium	0.58	mg/kg	U	U	U	0.58	
WBGso-187	WB0940	5/8/1998	Grab	Subsurface soil	2 4 FT		Inorganics	Thallium	0.58	mg/kg	U	U	U	0.58	
WBGso-057	WB0757	4/24/1998	Grab	Subsurface soil	4 6 FT		Inorganics	Thallium	0.58	mg/kg	U	U	U	0.58	
WBGso-054	WB0753	5/5/1998	Grab	Subsurface soil	2 4 FT		Inorganics	Thallium	0.56	mg/kg	U	U	U	0.56	
WBGso-069	WB0750	4/24/1998	Grab	Subsurface soil	2 4 FT		Inorganics	Thallium	0.6	mg/kg	U	UJ	UJ	0.6	D05
WBGso-073	WB0752	4/24/1998	Grab	Subsurface soil	2 4 FT		Inorganics	Thallium	0.59	mg/kg	U	UJ	UJ	0.59	D05
WBGso-070	WB0749	4/24/1998	Grab	Subsurface soil	4 6 FT		Inorganics	Thallium	0.59	mg/kg	U	UJ	UJ	0.59	D05
WBGso-070	WB0748	4/24/1998	Grab	Subsurface soil	2 4 FT		Inorganics	Thallium	0.58	mg/kg	U	UJ	UJ	0.58	D05
WBGso-069	WB0751	4/24/1998	Grab	Subsurface soil	4 5 FT		Inorganics	Thallium	0.58	mg/kg	U	UJ	UJ	0.58	D05
WBG-219	WBG4071	10/22/2000	Grab	Subsurface soil	2 4 FT		Inorganics	Vanadium	44.8	mg/kg		=	=	29.3	
WBGso-062	WB0758	4/25/1998	Grab	Subsurface soil	2 4 FT		Inorganics	Vanadium	40.5	mg/kg		=	=	6.6	
WBGso-168	WB0773	5/5/1998	Grab	Subsurface soil	2 4 FT		Inorganics	Vanadium	30.9	mg/kg		=	=	6.4	
WBG-218	WBG4068	10/22/2000	Grab	Subsurface soil	2 4 FT		Inorganics	Vanadium	30.6	mg/kg		=	=	30.3	
WBG-237	WBG4129	10/22/2000	Grab	Subsurface soil	2 4 FT		Inorganics	Vanadium	30.6	mg/kg		=	=	6.2	
WBGso-037	WB0761	4/25/1998	Grab	Subsurface soil	2 4 FT		Inorganics	Vanadium	29	mg/kg		=	=	6.3	
WBG-246	WBG4160	10/25/2000	Grab	Subsurface soil	2 4 FT		Inorganics	Vanadium	28.4	mg/kg		=	=	6.1	
WBG-237	WBG4130	10/22/2000	Grab	Subsurface soil	4 6 FT		Inorganics	Vanadium	28	mg/kg		=	=	6.2	
WBGso-057	WB0757	4/24/1998	Grab	Subsurface soil	4 6 FT		Inorganics	Vanadium	26.5	mg/kg		=	=	5.8	
WBGso-122	WB0767	4/28/1998	Grab	Subsurface soil	4 6 FT		Inorganics	Vanadium	26.3	mg/kg		=	=	5.8	
WBG-237	WBG4131	10/22/2000	Grab	Subsurface soil	6 8 FT		Inorganics	Vanadium	26.1	mg/kg		=	=	6.2	
WBGso-069	WB0750	4/24/1998	Grab	Subsurface soil	2 4 FT		Inorganics	Vanadium	25.2	mg/kg		=	=	6	
WBG-237	WBG4132	10/22/2000	Grab	Subsurface soil	8 10 FT		Inorganics	Vanadium	25.1	mg/kg		=	=	6.2	
WBGso-055	WB0754	4/24/1998	Grab	Subsurface soil	2 4 FT		Inorganics	Vanadium	24.9	mg/kg		=	=	6	
WBG-199	WBG4008	10/21/2000	Grab	Subsurface soil	4 6 FT		Inorganics	Vanadium	24.9	mg/kg		=	=	5.6	
WBG-231	WBG4109	10/22/2000	Grab	Subsurface soil	2 4 FT		Inorganics	Vanadium	24.8	mg/kg		=	=	6.3	
WBG-219	WBG4072	10/25/2000	Grab	Subsurface soil	4 6 FT		Inorganics	Vanadium	24.7	mg/kg		=	=	5.7	
WBGso-107	WB0766	4/28/1998	Grab	Subsurface soil	2 4 FT		Inorganics	Vanadium	24.1	mg/kg		=	=	6.6	
WBG-205	WBG4027	10/20/2000	Grab	Subsurface soil	2 4 FT		Inorganics	Vanadium	23.8	mg/kg		=	=	6.2	
WBG-243	WBG4151	10/23/2000	Grab	Subsurface soil	2 3.8 FT		Inorganics	Vanadium	23.6	mg/kg		=	=	5.8	
WBG-240	WBG4140	10/25/2000	Grab	Subsurface soil	2 4 FT		Inorganics	Vanadium	23.5	mg/kg		=	=	5.8	
WBGso-188	WB0918	5/6/1998	Grab	Subsurface soil	2 4 FT		Inorganics	Vanadium	23.5	mg/kg		=	=	6.3	
WBGso-186	WB0770	4/28/1998	Grab	Subsurface soil	2 4 FT		Inorganics	Vanadium	22.9	mg/kg		=	=	6.4	
WBGso-055	WB0755	4/24/1998	Grab	Subsurface soil	4 6 FT		Inorganics	Vanadium	22.9	mg/kg		=	=	6.2	
WBG-199	WBG4007	10/20/2000	Grab	Subsurface soil	2 4 FT		Inorganics	Vanadium	22.7	mg/kg		=	=	5.7	
WBG-223	WBG4083	10/22/2000	Grab	Subsurface soil	2 4 FT		Inorganics	Vanadium	22.5	mg/kg		=	=	5.9	
WBG-252	WBG4181	10/22/2000	Grab	Subsurface soil	4 6 FT		Inorganics	Vanadium	22.5	mg/kg		=	=	5.9	
WBGso-057	WB0756	4/24/1998	Grab	Subsurface soil	2 4 FT		Inorganics	Vanadium	22.3	mg/kg		=	=	5.8	
WBGso-070	WB0749	4/24/1998	Grab	Subsurface soil	4 6 FT		Inorganics	Vanadium	22.2	mg/kg		=	=	5.9	
WBG-199	WBG4314	10/22/2000	Grab	Subsurface soil	6 8 FT		Inorganics	Vanadium	22.2	mg/kg		=	=	5.7	
WBGso-069	WB0751	4/24/1998	Grab	Subsurface soil	4 5 FT		Inorganics	Vanadium	22.1	mg/kg		=	=	5.8	
WBGso-185	WB0762	4/25/1998	Grab	Subsurface soil	2 4 FT		Inorganics	Vanadium	21.5	mg/kg		=	=	6.3	
WBG-222	WBG4080	10/25/2000	Grab	Subsurface soil	2 4 FT		Inorganics	Vanadium	21.3	mg/kg		=	=	5.8	
WBGso-062	WB0759	4/25/1998	Grab	Subsurface soil	4 6 FT		Inorganics	Vanadium	21.2	mg/kg		=	=	6.2	
WBG-221	WBG4075	10/25/2000	Grab	Subsurface soil	4 6 FT		Inorganics	Vanadium	20.8	mg/kg		=	=	5.7	
WBG-247	WBG4163	10/22/2000	Grab	Subsurface soil	2 4 FT		Inorganics	Vanadium	20.4	mg/kg		=	=	6.4	
WBGso-189	WB0919	5/6/1998	Grab	Subsurface soil	2 4 FT		Inorganics	Vanadium	20.3	mg/kg		=	=	6.1	
WBGso-059	WB0760	4/25/1998	Grab	Subsurface soil	2 4 FT		Inorganics	Vanadium	20.2	mg/kg		=	=	6.4	
WBG-252	WBG4183	10/22/2000	Grab	Subsurface soil	8 10 FT		Inorganics	Vanadium	20.2	mg/kg		=	=	5.8	
WBGso-035	WB0763	4/25/1998	Grab	Subsurface soil	2 4 FT		Inorganics	Vanadium	19.9	mg/kg		=	=	5.8	
WBG-227	WBG4095	10/22/2000	Grab	Subsurface soil	2 4 FT		Inorganics	Vanadium	19.7	mg/kg		=	=	5.9	
WBGso-142	WB0772	4/28/1998	Grab	Subsurface soil	2 4 FT		Inorganics	Vanadium	19.1	mg/kg		=	=	5.9	
WBG-229	WBG4103	10/25/2000	Grab	Subsurface soil	2 4 FT		Inorganics	Vanadium	19	mg/kg		=	=	5.7	

Station	Sample ID	Date Collected	Sample Type	Media	Depth	Sample Comment	Analysis	Chemical	Results	Units	Lab Qual	Data Qual	Qual	Detection Limit	Validation Code
WBGso-005	WB0765	4/25/1998	Grab	Subsurface soil	2 4 FT		Inorganics	Vanadium	18.8	mg/kg		=	=	5.8	
WBGso-073	WB0752	4/24/1998	Grab	Subsurface soil	2 4 FT		Inorganics	Vanadium	18.7	mg/kg		=	=	5.9	
WBG-227	WBG4097	10/22/2000	Grab	Subsurface soil	6 8 FT		Inorganics	Vanadium	18.7	mg/kg		=	=	5.9	
WBG-252	WBG4180	10/22/2000	Grab	Subsurface soil	2 4 FT		Inorganics	Vanadium	18.6	mg/kg		=	=	5.9	
WBG-242	WBG4146	10/22/2000	Grab	Subsurface soil	2 4 FT		Inorganics	Vanadium	18.5	mg/kg		=	=	6.1	
WBGso-070	WB0748	4/24/1998	Grab	Subsurface soil	2 4 FT		Inorganics	Vanadium	18.4	mg/kg		=	=	5.8	
WBG-227	WBG4096	10/22/2000	Grab	Subsurface soil	4 6 FT		Inorganics	Vanadium	18.3	mg/kg		=	=	5.8	
WBGso-140	WB0769	4/28/1998	Grab	Subsurface soil	4 6 FT		Inorganics	Vanadium	18.3	mg/kg		=	=	6.2	
WBG-203	WBG4020	10/22/2000	Grab	Subsurface soil	4 6 FT		Inorganics	Vanadium	18.2	mg/kg		=	=	5.6	
WBG-255	WBG4191	10/19/2000	Grab	Subsurface soil	2 4 FT		Inorganics	Vanadium	18.1	mg/kg		=	=	5.8	
WBG-252	WBG4182	10/22/2000	Grab	Subsurface soil	6 8 FT		Inorganics	Vanadium	18.1	mg/kg		=	=	5.9	
WBGso-186	WB0927	5/6/1998	Grab	Subsurface soil	4 6 FT		Inorganics	Vanadium	18	mg/kg		=	=	5.9	
WBG-205	WBG4028	10/21/2000	Grab	Subsurface soil	4 6 FT		Inorganics	Vanadium	17.6	mg/kg		=	=	5.7	
WBG-203	WBG4019	10/22/2000	Grab	Subsurface soil	2 4 FT		Inorganics	Vanadium	16.9	mg/kg		=	=	5.7	
WBGso-006	WB0764	4/25/1998	Grab	Subsurface soil	2 4 FT		Inorganics	Vanadium	16.6	mg/kg		=	=	6.1	
WBG-205	WBG4313	10/22/2000	Grab	Subsurface soil	6 8 FT		Inorganics	Vanadium	16.2	mg/kg		=	=	5.7	
WBGso-141	WB0771	4/28/1998	Grab	Subsurface soil	4 6 FT		Inorganics	Vanadium	16	mg/kg		=	=	6.1	
WBG-232	WBG4112	10/22/2000	Grab	Subsurface soil	2 4 FT		Inorganics	Vanadium	15.3	mg/kg		=	=	5.8	
WBG-232	WBG4113	10/22/2000	Grab	Subsurface soil	4 6 FT		Inorganics	Vanadium	15.3	mg/kg		=	=	5.8	
WBG-203	WBG4021	10/22/2000	Grab	Subsurface soil	6 8 FT		Inorganics	Vanadium	15.3	mg/kg		=	=	5.7	
WBG-254	WBG4188	10/19/2000	Grab	Subsurface soil	2 4 FT		Inorganics	Vanadium	15	mg/kg		=	=	6	
WBG-227	WBG4098	10/22/2000	Grab	Subsurface soil	8 10 FT		Inorganics	Vanadium	14.3	mg/kg		=	=	5.9	
WBG-232	WBG4114	10/22/2000	Grab	Subsurface soil	6 8 FT		Inorganics	Vanadium	13.4	mg/kg		=	=	5.7	
WBGso-178	WB0928	5/6/1998	Grab	Subsurface soil	2 4 FT		Inorganics	Vanadium	13.3	mg/kg		=	=	5.8	
WBG-242	WBG4147	10/22/2000	Grab	Subsurface soil	4 6 FT		Inorganics	Vanadium	13.1	mg/kg		=	=	5.9	
WBG-232	WBG4115	10/22/2000	Grab	Subsurface soil	8 10 FT		Inorganics	Vanadium	13	mg/kg		=	=	5.8	
WBGso-054	WB0753	5/5/1998	Grab	Subsurface soil	2 4 FT		Inorganics	Vanadium	11.7	mg/kg		=	=	5.6	
WBG-242	WBG4148	10/22/2000	Grab	Subsurface soil	6 8 FT		Inorganics	Vanadium	10.6	mg/kg		=	=	6.4	
WBG-242	WBG4149	10/22/2000	Grab	Subsurface soil	8 10 FT		Inorganics	Vanadium	8.7	mg/kg		=	=	6	
WBG-203	WBG4022	10/22/2000	Grab	Subsurface soil	8 10 FT		Inorganics	Vanadium	7.4	mg/kg		=	=	5.6	
WBG-257	WBG4198	10/30/2000	Grab	Subsurface soil	4 6 FT		Inorganics	Vanadium	24.7	mg/kg		J	J	6.2	I01
WBGso-187	WB0940	5/8/1998	Grab	Subsurface soil	2 4 FT		Inorganics	Vanadium	22.4	mg/kg		J	J	5.8	E07
WBG-210	WBG4043	10/30/2000	Grab	Subsurface soil	4 6 FT		Inorganics	Vanadium	22.2	mg/kg		J	J	6.2	I01
WBGso-196	WB0943	5/8/1998	Grab	Subsurface soil	2 4 FT		Inorganics	Vanadium	21.1	mg/kg		J	J	6.4	E07
WBG-210	WBG4042	10/30/2000	Grab	Subsurface soil	2 4 FT		Inorganics	Vanadium	19.6	mg/kg		J	J	5.8	I01
WBG-257	WBG4199	10/30/2000	Grab	Subsurface soil	6 8 FT		Inorganics	Vanadium	16.8	mg/kg		J	J	6.4	I01
WBG-257	WBG4200	10/30/2000	Grab	Subsurface soil	8 9.1 FT		Inorganics	Vanadium	16.1	mg/kg		J	J	6.1	I01
WBG-210	WBG4045	10/30/2000	Grab	Subsurface soil	8 10 FT		Inorganics	Vanadium	15.8	mg/kg		J	J	6	I01
WBG-210	WBG4044	10/30/2000	Grab	Subsurface soil	6 8 FT		Inorganics	Vanadium	15.5	mg/kg		J	J	5.9	I01
WBG-257	WBG4197	10/30/2000	Grab	Subsurface soil	2 4 FT		Inorganics	Vanadium	12.4	mg/kg		J	J	5.9	I01
WBG-199	WBG4007	10/20/2000	Grab	Subsurface soil	2 4 FT		Inorganics	Zinc	2390	mg/kg	MBB	=	=	11.4	
WBG-219	WBG4071	10/22/2000	Grab	Subsurface soil	2 4 FT		Inorganics	Zinc	2100	mg/kg	MBB	=	=	11.7	
WBG-219	WBG4072	10/25/2000	Grab	Subsurface soil	4 6 FT		Inorganics	Zinc	890	mg/kg		=	=	2.3	
WBG-218	WBG4068	10/22/2000	Grab	Subsurface soil	2 4 FT		Inorganics	Zinc	471	mg/kg	MBB	=	=	12.1	
WBGso-057	WB0756	4/24/1998	Grab	Subsurface soil	2 4 FT		Inorganics	Zinc	184	mg/kg	MBB	=	=	2.3	
WBG-252	WBG4181	10/22/2000	Grab	Subsurface soil	4 6 FT		Inorganics	Zinc	154	mg/kg	MBB	=	=	2.4	
WBGso-140	WB0769	4/28/1998	Grab	Subsurface soil	4 6 FT		Inorganics	Zinc	102	mg/kg	MBB	=	=	2.5	
WBG-246	WBG4160	10/25/2000	Grab	Subsurface soil	2 4 FT		Inorganics	Zinc	101	mg/kg		=	=	2.5	
WBGso-122	WB0767	4/28/1998	Grab	Subsurface soil	4 6 FT		Inorganics	Zinc	98.5	mg/kg	MBB	=	=	2.3	
WBG-252	WBG4182	10/22/2000	Grab	Subsurface soil	6 8 FT		Inorganics	Zinc	88.2	mg/kg	MBB	=	=	2.4	
WBG-252	WBG4180	10/22/2000	Grab	Subsurface soil	2 4 FT		Inorganics	Zinc	87.7	mg/kg	MBB	=	=	2.4	
WBGso-062	WB0758	4/25/1998	Grab	Subsurface soil	2 4 FT		Inorganics	Zinc	87.2	mg/kg	MBB	=	=	2.6	
WBGso-186	WB0927	5/6/1998	Grab	Subsurface soil	4 6 FT		Inorganics	Zinc	84.7	mg/kg		=	=	2.3	
WBG-252	WBG4183	10/22/2000	Grab	Subsurface soil	8 10 FT		Inorganics	Zinc	84.4	mg/kg	MBB	=	=	2.3	
WBGso-055	WB0754	4/24/1998	Grab	Subsurface soil	2 4 FT		Inorganics	Zinc	81.6	mg/kg	MBB	=	=	2.4	
WBG-222	WBG4080	10/25/2000	Grab	Subsurface soil	2 4 FT		Inorganics	Zinc	78.5	mg/kg		=	=	2.3	
WBGso-059	WB0760	4/25/1998	Grab	Subsurface soil	2 4 FT		Inorganics	Zinc	77.2	mg/kg	MBB	=	=	2.5	
WBGso-055	WB0755	4/24/1998	Grab	Subsurface soil	4 6 FT		Inorganics	Zinc	76.6	mg/kg	MBB	=	=	2.5	
WBG-229	WBG4103	10/25/2000	Grab	Subsurface soil	2 4 FT		Inorganics	Zinc	74.4	mg/kg		=	=	2.3	
WBGso-035	WB0763	4/25/1998	Grab	Subsurface soil	2 4 FT		Inorganics	Zinc	72.9	mg/kg	MBB	=	=	2.3	
WBG-221	WBG4075	10/25/2000	Grab	Subsurface soil	4 6 FT		Inorganics	Zinc	72.5	mg/kg		=	=	2.3	
WBGso-178	WB0928	5/6/1998	Grab	Subsurface soil	2 4 FT		Inorganics	Zinc	71.9	mg/kg		=	=	2.3	
WBGso-037	WB0761	4/25/1998	Grab	Subsurface soil	2 4 FT		Inorganics	Zinc	71.8	mg/kg	MBB	=	=	2.5	
WBGso-069	WB0751	4/24/1998	Grab	Subsurface soil	4 5 FT		Inorganics	Zinc	70.5	mg/kg		=	=	2.3	
WBGso-057	WB0757	4/24/1998	Grab	Subsurface soil	4 6 FT		Inorganics	Zinc	69.5	mg/kg	MBB	=	=	2.3	
WBGso-069	WB0750	4/24/1998	Grab	Subsurface soil	2 4 FT		Inorganics	Zinc	68.2	mg/kg		=	=	2.4	
WBGso-186	WB0770	4/28/1998	Grab	Subsurface soil	2 4 FT		Inorganics	Zinc	67.9	mg/kg	MBB	=	=	2.6	
WBGso-185	WB0762	4/25/1998	Grab	Subsurface soil	2 4 FT		Inorganics	Zinc	67.5	mg/kg	MBB	=	=	2.5	
WBGso-070	WB0749	4/24/1998	Grab	Subsurface soil	4 6 FT		Inorganics	Zinc	67.2	mg/kg		=	=	2.4	
WBG-223	WBG4083	10/22/2000	Grab	Subsurface soil	2 4 FT		Inorganics	Zinc	62.3	mg/kg	MBB	=	=	2.4	
WBG-240	WBG4140	10/25/2000	Grab	Subsurface soil	2 4 FT		Inorganics	Zinc	62.1	mg/kg		=	=	2.3	
WBGso-005	WB0765	4/25/1998	Grab	Subsurface soil	2 4 FT		Inorganics	Zinc	60.8	mg/kg	MBD	=	=	2.3	
WBGso-142	WB0772	4/28/1998	Grab	Subsurface soil	2 4 FT		Inorganics	Zinc	57.9	mg/kg		=	=	2.4	
WBGso-070	WB0748	4/24/1998	Grab	Subsurface soil	2 4 FT		Inorganics	Zinc	55.6	mg/kg		=	=	2.3	
WBG-242	WBG4147	10/22/2000	Grab	Subsurface soil	4 6 FT		Inorganics	Zinc	54.6	mg/kg	MBB	=	=	2.4	
WBGso-006	WB0764	4/25/1998	Grab	Subsurface soil	2 4 FT		Inorganics	Zinc	52.5	mg/kg	MBD	=	=	2.4	

Station	Sample ID	Date Collected	Sample Type	Media	Depth	Sample Comment	Analysis	Chemical	Results	Units	Lab Qual	Data Qual	Qual	Detection Limit	Validation Code
WBG-237	WBG4129	10/22/2000	Grab	Subsurface soil	2 4 FT		Inorganics	Zinc	50.8	mg/kg	MBD	=	=	2.5	
WBGso-107	WB0766	4/28/1998	Grab	Subsurface soil	2 4 FT		Inorganics	Zinc	50.8	mg/kg	MBD	=	=	2.6	
WBGso-062	WB0759	4/25/1998	Grab	Subsurface soil	4 6 FT		Inorganics	Zinc	50.6	mg/kg	MBD	=	=	2.5	
WBG-231	WBG4109	10/22/2000	Grab	Subsurface soil	2 4 FT		Inorganics	Zinc	48.6	mg/kg	MBD	=	=	2.5	
WBG-205	WBG4027	10/20/2000	Grab	Subsurface soil	2 4 FT		Inorganics	Zinc	47.6	mg/kg	MBD	=	=	2.5	
WBG-242	WBG4146	10/22/2000	Grab	Subsurface soil	2 4 FT		Inorganics	Zinc	45.7	mg/kg	MBD	=	=	2.4	
WBG-242	WBG4148	10/22/2000	Grab	Subsurface soil	6 8 FT		Inorganics	Zinc	45.7	mg/kg	MBD	=	=	2.5	
WBG-242	WBG4149	10/22/2000	Grab	Subsurface soil	8 10 FT		Inorganics	Zinc	42.1	mg/kg	MBD	=	=	2.4	
WBGso-141	WB0771	4/28/1998	Grab	Subsurface soil	4 6 FT		Inorganics	Zinc	41.6	mg/kg		=	=	2.4	
WBGso-073	WB0752	4/24/1998	Grab	Subsurface soil	2 4 FT		Inorganics	Zinc	37.6	mg/kg		=	=	2.4	
WBG-247	WBG4163	10/22/2000	Grab	Subsurface soil	2 4 FT		Inorganics	Zinc	594	mg/kg		J	J	2.6	E07
WBG-199	WBG4314	10/22/2000	Grab	Subsurface soil	6 8 FT		Inorganics	Zinc	493	mg/kg		J	J	2.3	E07
WBG-199	WBG4008	10/21/2000	Grab	Subsurface soil	4 6 FT		Inorganics	Zinc	381	mg/kg		J	J	2.2	E07
WBG-210	WBG4042	10/30/2000	Grab	Subsurface soil	2 4 FT		Inorganics	Zinc	211	mg/kg		J	J	2.3	I01
WBG-232	WBG4112	10/22/2000	Grab	Subsurface soil	2 4 FT		Inorganics	Zinc	136	mg/kg		J	J	2.3	E07
WBG-203	WBG4019	10/22/2000	Grab	Subsurface soil	2 4 FT		Inorganics	Zinc	110	mg/kg		J	J	2.3	E07
WBG-255	WBG4191	10/19/2000	Grab	Subsurface soil	2 4 FT		Inorganics	Zinc	96.2	mg/kg		J	J	2.3	I01
WBG-257	WBG4198	10/30/2000	Grab	Subsurface soil	4 6 FT		Inorganics	Zinc	89.9	mg/kg		J	J	2.5	I01
WBG-210	WBG4045	10/30/2000	Grab	Subsurface soil	8 10 FT		Inorganics	Zinc	86.1	mg/kg		J	J	2.4	I01
WBG-232	WBG4113	10/22/2000	Grab	Subsurface soil	4 6 FT		Inorganics	Zinc	85	mg/kg		J	J	2.3	E07
WBGso-196	WB0943	5/8/1998	Grab	Subsurface soil	2 4 FT		Inorganics	Zinc	84.1	mg/kg		J	J	2.6	E07
WBG-227	WBG4095	10/22/2000	Grab	Subsurface soil	2 4 FT		Inorganics	Zinc	78.2	mg/kg		J	J	2.3	E07
WBG-243	WBG4151	10/23/2000	Grab	Subsurface soil	2 3.8 FT		Inorganics	Zinc	76.9	mg/kg		J	J	2.3	I01
WBGso-189	WB0919	5/6/1998	Grab	Subsurface soil	2 4 FT		Inorganics	Zinc	76.9	mg/kg	MBB	J	J	2.4	E07
WBG-210	WBG4044	10/30/2000	Grab	Subsurface soil	6 8 FT		Inorganics	Zinc	75.4	mg/kg		J	J	2.4	I01
WBG-210	WBG4043	10/30/2000	Grab	Subsurface soil	4 6 FT		Inorganics	Zinc	73.8	mg/kg		J	J	2.5	I01
WBG-227	WBG4096	10/22/2000	Grab	Subsurface soil	4 6 FT		Inorganics	Zinc	73.8	mg/kg		J	J	2.3	E07
WBGso-054	WB0753	5/5/1998	Grab	Subsurface soil	2 4 FT		Inorganics	Zinc	72	mg/kg	MBB	J	J	2.2	E07
WBG-227	WBG4097	10/22/2000	Grab	Subsurface soil	6 8 FT		Inorganics	Zinc	70.8	mg/kg		J	J	2.4	E07
WBGso-188	WB0918	5/6/1998	Grab	Subsurface soil	2 4 FT		Inorganics	Zinc	70.5	mg/kg	MBB	J	J	2.5	E07
WBG-205	WBG4028	10/21/2000	Grab	Subsurface soil	4 6 FT		Inorganics	Zinc	68.8	mg/kg		J	J	2.3	E07
WBG-257	WBG4199	10/30/2000	Grab	Subsurface soil	6 8 FT		Inorganics	Zinc	67.2	mg/kg		J	J	2.5	I01
WBG-203	WBG4021	10/22/2000	Grab	Subsurface soil	6 8 FT		Inorganics	Zinc	64.7	mg/kg		J	J	2.3	E07
WBG-203	WBG4020	10/22/2000	Grab	Subsurface soil	4 6 FT		Inorganics	Zinc	64.3	mg/kg		J	J	2.2	E07
WBGso-187	WB0940	5/8/1998	Grab	Subsurface soil	2 4 FT		Inorganics	Zinc	64.2	mg/kg		J	J	2.3	E07
WBG-232	WBG4114	10/22/2000	Grab	Subsurface soil	6 8 FT		Inorganics	Zinc	63.6	mg/kg		J	J	2.3	E07
WBG-237	WBG4131	10/22/2000	Grab	Subsurface soil	6 8 FT		Inorganics	Zinc	63.6	mg/kg		J	J	2.5	E07
WBG-232	WBG4115	10/22/2000	Grab	Subsurface soil	8 10 FT		Inorganics	Zinc	62.2	mg/kg		J	J	2.3	E07
WBG-237	WBG4130	10/22/2000	Grab	Subsurface soil	4 6 FT		Inorganics	Zinc	61.9	mg/kg	L	J	J	2.5	E07
WBG-205	WBG4313	10/22/2000	Grab	Subsurface soil	6 8 FT		Inorganics	Zinc	59.1	mg/kg		J	J	2.3	E07
WBGso-168	WB0773	5/5/1998	Grab	Subsurface soil	2 4 FT		Inorganics	Zinc	58.8	mg/kg		J	J	2.6	E07
WBG-257	WBG4200	10/30/2000	Grab	Subsurface soil	8 9.1 FT		Inorganics	Zinc	55.7	mg/kg		J	J	2.4	I01
WBG-237	WBG4132	10/22/2000	Grab	Subsurface soil	8 10 FT		Inorganics	Zinc	49.3	mg/kg		J	J	2.5	E07
WBG-203	WBG4022	10/22/2000	Grab	Subsurface soil	8 10 FT		Inorganics	Zinc	47.4	mg/kg		J	J	2.3	E07
WBG-257	WBG4197	10/30/2000	Grab	Subsurface soil	2 4 FT		Inorganics	Zinc	40.8	mg/kg		J	J	2.4	I01
WBG-254	WBG4188	10/19/2000	Grab	Subsurface soil	2 4 FT		Inorganics	Zinc	31.2	mg/kg		J	J	2.4	I01
WBG-227	WBG4098	10/22/2000	Grab	Subsurface soil	8 10 FT		Inorganics	Zinc	66.9	mg/kg	MBB	U	U	2.4	

Station	Sample ID	Date Collected	Sample Type	Media	Depth	Sample Comment	Analysis	Chemical	Results	Units	Lab Qual	Data Qual	Qual	Detection Limit	Validation Code
WBG-225	WBG4088	10/20/2000	Grab	Surface Soil	0 1 FT		Pesticides and PCBs	Dieldrin	0.0054	mg/kg		=	=	0.0045	
WBG-245	WBG4156	10/23/2000	Grab	Surface Soil	0 1 FT		Pesticides and PCBs	Dieldrin	0.0024	mg/kg		=	=	0.0021	
WBG-261	WBG4210	10/23/2000	Grab	Surface Soil	0 1 FT		Pesticides and PCBs	Dieldrin	0.21	mg/kg	U	U	U	0.21	
WBG-251	WBG4176	10/23/2000	Grab	Surface Soil	0 1 FT		Pesticides and PCBs	Dieldrin	0.022	mg/kg	U	U	U	0.022	
WBG-240	WBG4139	10/21/2000	Grab	Surface Soil	0 1 FT		Pesticides and PCBs	Dieldrin	0.021	mg/kg	U	U	U	0.021	
WBG-231	WBG4108	10/21/2000	Grab	Surface Soil	0 1 FT		Pesticides and PCBs	Dieldrin	0.011	mg/kg	U	U	U	0.011	
WBG-236	WBG4125	10/20/2000	Grab	Surface Soil	0 1 FT		Pesticides and PCBs	Dieldrin	0.0041	mg/kg	U	U	U	0.0041	
WBGss-008	WBGSS-008-0463-SO	7/30/1996	Grab Composite	Surface Soil	0 2 FT	VOCs collected from 1.5- 2.0 ft depth.	Pesticides and PCBs	Dieldrin	0.0026	mg/kg	U	U	U	0.0026	
WBGss-051	WBGSS-051-0509-SO	8/8/1996	Grab Composite	Surface Soil	0 2 FT		Pesticides and PCBs	Dieldrin	0.0026	mg/kg	U	U	U	0.0026	
WBGss-066	WBGSS-066-0528-SO	8/9/1996	Grab Composite	Surface Soil	0 2 FT		Pesticides and PCBs	Dieldrin	0.0026	mg/kg	U	U	U	0.0026	
WBGss-072	WBGSS-072-0536-SO	8/9/1996	Grab Composite	Surface Soil	0 2 FT		Pesticides and PCBs	Dieldrin	0.0026	mg/kg	U	U	U	0.0026	
WBGss-021	WBGSS-021-0478-SO	8/5/1996	Grab Composite	Surface Soil	0 2 FT	Volatile samples collected at 1.5 ft bgs.	Pesticides and PCBs	Dieldrin	0.0025	mg/kg	U	U	U	0.0025	
WBGss-031	WBGSS-031-0488-SO	8/7/1996	Grab Composite	Surface Soil	0 2 FT	West of pad #37	Pesticides and PCBs	Dieldrin	0.0025	mg/kg	U	U	U	0.0025	
WBGss-076	WBGSS-076-0541-SO	8/9/1996	Grab Composite	Surface Soil	0 2 FT		Pesticides and PCBs	Dieldrin	0.0025	mg/kg	U	U	U	0.0025	
WBG-231	WBG4108	10/21/2000	Grab	Surface Soil	0 1 FT		Pesticides and PCBs	Heptachlor epoxide	0.081	mg/kg	PG	J	J	0.011	M08
WBG-261	WBG4210	10/23/2000	Grab	Surface Soil	0 1 FT		Pesticides and PCBs	Heptachlor epoxide	0.21	mg/kg	U	U	U	0.21	
WBG-251	WBG4176	10/23/2000	Grab	Surface Soil	0 1 FT		Pesticides and PCBs	Heptachlor epoxide	0.022	mg/kg	U	U	U	0.022	
WBG-240	WBG4139	10/21/2000	Grab	Surface Soil	0 1 FT		Pesticides and PCBs	Heptachlor epoxide	0.021	mg/kg	U	U	U	0.021	
WBG-225	WBG4088	10/20/2000	Grab	Surface Soil	0 1 FT		Pesticides and PCBs	Heptachlor epoxide	0.0045	mg/kg	U	U	U	0.0045	
WBG-236	WBG4125	10/20/2000	Grab	Surface Soil	0 1 FT		Pesticides and PCBs	Heptachlor epoxide	0.0041	mg/kg	U	U	U	0.0041	
WBG-245	WBG4156	10/23/2000	Grab	Surface Soil	0 1 FT		Pesticides and PCBs	Heptachlor epoxide	0.0021	mg/kg	U	U	U	0.0021	
WBGss-008	WBGSS-008-0463-SO	7/30/1996	Grab Composite	Surface Soil	0 2 FT	VOCs collected from 1.5- 2.0 ft depth.	Pesticides and PCBs	Heptachlor epoxide	0.0014	mg/kg	U	U	U	0.0014	
WBGss-051	WBGSS-051-0509-SO	8/8/1996	Grab Composite	Surface Soil	0 2 FT		Pesticides and PCBs	Heptachlor epoxide	0.0014	mg/kg	U	U	U	0.0014	
WBGss-066	WBGSS-066-0528-SO	8/9/1996	Grab Composite	Surface Soil	0 2 FT		Pesticides and PCBs	Heptachlor epoxide	0.0014	mg/kg	U	U	U	0.0014	
WBGss-021	WBGSS-021-0478-SO	8/5/1996	Grab Composite	Surface Soil	0 2 FT	Volatile samples collected at 1.5 ft bgs.	Pesticides and PCBs	Heptachlor epoxide	0.0013	mg/kg	U	U	U	0.0013	
WBGss-031	WBGSS-031-0488-SO	8/7/1996	Grab Composite	Surface Soil	0 2 FT	West of pad #37	Pesticides and PCBs	Heptachlor epoxide	0.0013	mg/kg	U	U	U	0.0013	
WBGss-072	WBGSS-072-0536-SO	8/9/1996	Grab Composite	Surface Soil	0 2 FT		Pesticides and PCBs	Heptachlor epoxide	0.0013	mg/kg	U	U	U	0.0013	
WBGss-076	WBGSS-076-0541-SO	8/9/1996	Grab Composite	Surface Soil	0 2 FT		Pesticides and PCBs	Heptachlor epoxide	0.0013	mg/kg	U	U	U	0.0013	
WBG-261	WBG4210	10/23/2000	Grab	Surface Soil	0 1 FT		Pesticides and PCBs	PCB-1254	0.14	mg/kg		=	=	0.041	
WBGss-008	WBGSS-008-0463-SO	7/30/1996	Grab Composite	Surface Soil	0 2 FT	VOCs collected from 1.5- 2.0 ft depth.	Pesticides and PCBs	PCB-1254	0.07	mg/kg	U	U	U	0.07	
WBGss-051	WBGSS-051-0509-SO	8/8/1996	Grab Composite	Surface Soil	0 2 FT		Pesticides and PCBs	PCB-1254	0.07	mg/kg	U	U	U	0.07	
WBGss-066	WBGSS-066-0528-SO	8/9/1996	Grab Composite	Surface Soil	0 2 FT		Pesticides and PCBs	PCB-1254	0.07	mg/kg	U	U	U	0.07	
WBGss-072	WBGSS-072-0536-SO	8/9/1996	Grab Composite	Surface Soil	0 2 FT		Pesticides and PCBs	PCB-1254	0.069	mg/kg	U	U	U	0.069	
WBGss-021	WBGSS-021-0478-SO	8/5/1996	Grab Composite	Surface Soil	0 2 FT	Volatile samples collected at 1.5 ft bgs.	Pesticides and PCBs	PCB-1254	0.068	mg/kg	U	U	U	0.068	
WBGss-031	WBGSS-031-0488-SO	8/7/1996	Grab Composite	Surface Soil	0 2 FT	West of pad #37	Pesticides and PCBs	PCB-1254	0.067	mg/kg	U	U	U	0.067	
WBGss-076	WBGSS-076-0541-SO	8/9/1996	Grab Composite	Surface Soil	0 2 FT		Pesticides and PCBs	PCB-1254	0.067	mg/kg	U	U	U	0.067	
WBG-225	WBG4088	10/20/2000	Grab	Surface Soil	0 1 FT		Pesticides and PCBs	PCB-1254	0.044	mg/kg	U	U	U	0.044	
WBG-231	WBG4108	10/21/2000	Grab	Surface Soil	0 1 FT		Pesticides and PCBs	PCB-1254	0.043	mg/kg	U	U	U	0.043	
WBG-251	WBG4176	10/23/2000	Grab	Surface Soil	0 1 FT		Pesticides and PCBs	PCB-1254	0.043	mg/kg	U	U	U	0.043	
WBG-240	WBG4139	10/21/2000	Grab	Surface Soil	0 1 FT		Pesticides and PCBs	PCB-1254	0.041	mg/kg	U	U	U	0.041	
WBG-245	WBG4156	10/23/2000	Grab	Surface Soil	0 1 FT		Pesticides and PCBs	PCB-1254	0.041	mg/kg	U	U	U	0.041	
WBG-236	WBG4125	10/20/2000	Grab	Surface Soil	0 1 FT		Pesticides and PCBs	PCB-1254	0.04	mg/kg	U	U	U	0.04	

Station	Sample ID	Date Collected	Sample Type	Media	Depth	Sample Comment	Analysis	Chemical	Results	Units	Lab Qual	Data Qual	Qual	Detection Limit	Validation Code
WBG-199	WBG4008	10/21/2000	Grab	Subsurface soil	4 6 FT		Pesticides and PCBs	4,4'-DDD	0.019	mg/kg	U	U	U	0.019	
WBG-210	WBG4042	10/30/2000	Grab	Subsurface soil	2 4 FT		Pesticides and PCBs	4,4'-DDD	0.004	mg/kg	U	U	U	0.004	
WBG-255	WBG4191	10/19/2000	Grab	Subsurface soil	2 4 FT		Pesticides and PCBs	4,4'-DDD	0.002	mg/kg	U	U	U	0.002	
WBG-199	WBG4008	10/21/2000	Grab	Subsurface soil	4 6 FT		Pesticides and PCBs	4,4'-DDE	0.019	mg/kg	U	U	U	0.019	
WBG-210	WBG4042	10/30/2000	Grab	Subsurface soil	2 4 FT		Pesticides and PCBs	4,4'-DDE	0.004	mg/kg	U	U	U	0.004	
WBG-255	WBG4191	10/19/2000	Grab	Subsurface soil	2 4 FT		Pesticides and PCBs	4,4'-DDE	0.002	mg/kg	U	U	U	0.002	
WBG-199	WBG4008	10/21/2000	Grab	Subsurface soil	4 6 FT		Pesticides and PCBs	4,4'-DDT	0.019	mg/kg	U	U	U	0.019	
WBG-210	WBG4042	10/30/2000	Grab	Subsurface soil	2 4 FT		Pesticides and PCBs	4,4'-DDT	0.004	mg/kg	U	U	U	0.004	
WBG-255	WBG4191	10/19/2000	Grab	Subsurface soil	2 4 FT		Pesticides and PCBs	4,4'-DDT	0.002	mg/kg	U	U	U	0.002	
WBG-199	WBG4008	10/21/2000	Grab	Subsurface soil	4 6 FT		Pesticides and PCBs	Aldrin	0.019	mg/kg	U	U	U	0.019	
WBG-210	WBG4042	10/30/2000	Grab	Subsurface soil	2 4 FT		Pesticides and PCBs	Aldrin	0.004	mg/kg	U	U	U	0.004	
WBG-255	WBG4191	10/19/2000	Grab	Subsurface soil	2 4 FT		Pesticides and PCBs	Aldrin	0.002	mg/kg	U	U	U	0.002	
WBG-199	WBG4008	10/21/2000	Grab	Subsurface soil	4 6 FT		Pesticides and PCBs	alpha-BHC	0.019	mg/kg	U	U	U	0.019	
WBG-210	WBG4042	10/30/2000	Grab	Subsurface soil	2 4 FT		Pesticides and PCBs	alpha-BHC	0.004	mg/kg	U	U	U	0.004	
WBG-255	WBG4191	10/19/2000	Grab	Subsurface soil	2 4 FT		Pesticides and PCBs	alpha-BHC	0.002	mg/kg	U	U	U	0.002	
WBG-199	WBG4008	10/21/2000	Grab	Subsurface soil	4 6 FT		Pesticides and PCBs	alpha-Chlordane	0.019	mg/kg	U	U	U	0.019	
WBG-210	WBG4042	10/30/2000	Grab	Subsurface soil	2 4 FT		Pesticides and PCBs	alpha-Chlordane	0.004	mg/kg	U	U	U	0.004	
WBG-255	WBG4191	10/19/2000	Grab	Subsurface soil	2 4 FT		Pesticides and PCBs	alpha-Chlordane	0.002	mg/kg	U	U	U	0.002	
WBG-199	WBG4008	10/21/2000	Grab	Subsurface soil	4 6 FT		Pesticides and PCBs	beta-BHC	0.019	mg/kg	U	U	U	0.019	
WBG-210	WBG4042	10/30/2000	Grab	Subsurface soil	2 4 FT		Pesticides and PCBs	beta-BHC	0.004	mg/kg	U	U	U	0.004	
WBG-255	WBG4191	10/19/2000	Grab	Subsurface soil	2 4 FT		Pesticides and PCBs	beta-BHC	0.002	mg/kg	U	U	U	0.002	
WBG-199	WBG4008	10/21/2000	Grab	Subsurface soil	4 6 FT		Pesticides and PCBs	delta-BHC	0.019	mg/kg	U	U	U	0.019	
WBG-255	WBG4191	10/19/2000	Grab	Subsurface soil	2 4 FT		Pesticides and PCBs	delta-BHC	0.002	mg/kg	U	U	U	0.002	
WBG-210	WBG4042	10/30/2000	Grab	Subsurface soil	2 4 FT		Pesticides and PCBs	delta-BHC	0.004	mg/kg	U	UJ	UJ	0.004	C09
WBG-199	WBG4008	10/21/2000	Grab	Subsurface soil	4 6 FT		Pesticides and PCBs	Dieldrin	0.019	mg/kg	U	U	U	0.019	
WBG-210	WBG4042	10/30/2000	Grab	Subsurface soil	2 4 FT		Pesticides and PCBs	Dieldrin	0.004	mg/kg	U	U	U	0.004	
WBG-255	WBG4191	10/19/2000	Grab	Subsurface soil	2 4 FT		Pesticides and PCBs	Dieldrin	0.002	mg/kg	U	U	U	0.002	
WBG-199	WBG4008	10/21/2000	Grab	Subsurface soil	4 6 FT		Pesticides and PCBs	Endosulfan I	0.019	mg/kg	U	U	U	0.019	
WBG-210	WBG4042	10/30/2000	Grab	Subsurface soil	2 4 FT		Pesticides and PCBs	Endosulfan I	0.004	mg/kg	U	U	U	0.004	
WBG-255	WBG4191	10/19/2000	Grab	Subsurface soil	2 4 FT		Pesticides and PCBs	Endosulfan I	0.002	mg/kg	U	U	U	0.002	
WBG-199	WBG4008	10/21/2000	Grab	Subsurface soil	4 6 FT		Pesticides and PCBs	Endosulfan II	0.019	mg/kg	U	U	U	0.019	
WBG-210	WBG4042	10/30/2000	Grab	Subsurface soil	2 4 FT		Pesticides and PCBs	Endosulfan II	0.004	mg/kg	U	U	U	0.004	
WBG-255	WBG4191	10/19/2000	Grab	Subsurface soil	2 4 FT		Pesticides and PCBs	Endosulfan II	0.002	mg/kg	U	U	U	0.002	
WBG-199	WBG4008	10/21/2000	Grab	Subsurface soil	4 6 FT		Pesticides and PCBs	Endosulfan sulfate	0.019	mg/kg	U	U	U	0.019	
WBG-210	WBG4042	10/30/2000	Grab	Subsurface soil	2 4 FT		Pesticides and PCBs	Endosulfan sulfate	0.004	mg/kg	U	U	U	0.004	
WBG-255	WBG4191	10/19/2000	Grab	Subsurface soil	2 4 FT		Pesticides and PCBs	Endosulfan sulfate	0.002	mg/kg	U	U	U	0.002	
WBG-199	WBG4008	10/21/2000	Grab	Subsurface soil	4 6 FT		Pesticides and PCBs	Endrin	0.019	mg/kg	U	U	U	0.019	
WBG-210	WBG4042	10/30/2000	Grab	Subsurface soil	2 4 FT		Pesticides and PCBs	Endrin	0.004	mg/kg	U	U	U	0.004	
WBG-255	WBG4191	10/19/2000	Grab	Subsurface soil	2 4 FT		Pesticides and PCBs	Endrin	0.002	mg/kg	U	U	U	0.002	
WBG-199	WBG4008	10/21/2000	Grab	Subsurface soil	4 6 FT		Pesticides and PCBs	Endrin aldehyde	0.019	mg/kg	U	U	U	0.019	
WBG-210	WBG4042	10/30/2000	Grab	Subsurface soil	2 4 FT		Pesticides and PCBs	Endrin aldehyde	0.004	mg/kg	U	U	U	0.004	
WBG-255	WBG4191	10/19/2000	Grab	Subsurface soil	2 4 FT		Pesticides and PCBs	Endrin aldehyde	0.002	mg/kg	U	U	U	0.002	
WBG-210	WBG4042	10/30/2000	Grab	Subsurface soil	2 4 FT		Pesticides and PCBs	Endrin ketone	0.0043	mg/kg		=	=	0.004	
WBG-199	WBG4008	10/21/2000	Grab	Subsurface soil	4 6 FT		Pesticides and PCBs	Endrin ketone	0.019	mg/kg	U	U	U	0.019	
WBG-255	WBG4191	10/19/2000	Grab	Subsurface soil	2 4 FT		Pesticides and PCBs	Endrin ketone	0.002	mg/kg	U	U	U	0.002	
WBG-199	WBG4008	10/21/2000	Grab	Subsurface soil	4 6 FT		Pesticides and PCBs	gamma-Chlordane	0.019	mg/kg	U	U	U	0.019	
WBG-210	WBG4042	10/30/2000	Grab	Subsurface soil	2 4 FT		Pesticides and PCBs	gamma-Chlordane	0.004	mg/kg	U	U	U	0.004	
WBG-255	WBG4191	10/19/2000	Grab	Subsurface soil	2 4 FT		Pesticides and PCBs	gamma-Chlordane	0.002	mg/kg	U	U	U	0.002	
WBG-199	WBG4008	10/21/2000	Grab	Subsurface soil	4 6 FT		Pesticides and PCBs	Heptachlor	0.019	mg/kg	U	U	U	0.019	
WBG-210	WBG4042	10/30/2000	Grab	Subsurface soil	2 4 FT		Pesticides and PCBs	Heptachlor	0.004	mg/kg	U	U	U	0.004	
WBG-255	WBG4191	10/19/2000	Grab	Subsurface soil	2 4 FT		Pesticides and PCBs	Heptachlor	0.002	mg/kg	U	U	U	0.002	
WBG-199	WBG4008	10/21/2000	Grab	Subsurface soil	4 6 FT		Pesticides and PCBs	Heptachlor epoxide	0.05	mg/kg	PG	J	J	0.019	M08
WBG-210	WBG4042	10/30/2000	Grab	Subsurface soil	2 4 FT		Pesticides and PCBs	Heptachlor epoxide	0.004	mg/kg	U	U	U	0.004	
WBG-255	WBG4191	10/19/2000	Grab	Subsurface soil	2 4 FT		Pesticides and PCBs	Heptachlor epoxide	0.002	mg/kg	U	U	U	0.002	
WBG-199	WBG4008	10/21/2000	Grab	Subsurface soil	4 6 FT		Pesticides and PCBs	Lindane	0.019	mg/kg	U	U	U	0.019	
WBG-210	WBG4042	10/30/2000	Grab	Subsurface soil	2 4 FT		Pesticides and PCBs	Lindane	0.004	mg/kg	U	U	U	0.004	
WBG-255	WBG4191	10/19/2000	Grab	Subsurface soil	2 4 FT		Pesticides and PCBs	Lindane	0.002	mg/kg	U	U	U	0.002	
WBG-199	WBG4008	10/21/2000	Grab	Subsurface soil	4 6 FT		Pesticides and PCBs	Methoxychlor	0.037	mg/kg	U	U	U	0.037	
WBG-255	WBG4191	10/19/2000	Grab	Subsurface soil	2 4 FT		Pesticides and PCBs	Methoxychlor	0.0038	mg/kg	U	U	U	0.0038	
WBG-210	WBG4042	10/30/2000	Grab	Subsurface soil	2 4 FT		Pesticides and PCBs	Methoxychlor	0.0077	mg/kg	U	UJ	UJ	0.0077	P01
WBG-210	WBG4042	10/30/2000	Grab	Subsurface soil	2 4 FT		Pesticides and PCBs	PCB-1016	0.038	mg/kg	U	U	U	0.038	
WBG-255	WBG4191	10/19/2000	Grab	Subsurface soil	2 4 FT		Pesticides and PCBs	PCB-1016	0.038	mg/kg	U	U	U	0.038	
WBG-199	WBG4008	10/21/2000	Grab	Subsurface soil	4 6 FT		Pesticides and PCBs	PCB-1016	0.037	mg/kg	U	U	U	0.037	
WBG-210	WBG4042	10/30/2000	Grab	Subsurface soil	2 4 FT		Pesticides and PCBs	PCB-1221	0.038	mg/kg	U	U	U	0.038	
WBG-255	WBG4191	10/19/2000	Grab	Subsurface soil	2 4 FT		Pesticides and PCBs	PCB-1221	0.038	mg/kg	U	U	U	0.038	
WBG-199	WBG4008	10/21/2000	Grab	Subsurface soil	4 6 FT		Pesticides and PCBs	PCB-1221	0.037	mg/kg	U	U	U	0.037	
WBG-210	WBG4042	10/30/2000	Grab	Subsurface soil	2 4 FT		Pesticides and PCBs	PCB-1232	0.038	mg/kg	U	U	U	0.038	
WBG-255	WBG4191	10/19/2000	Grab	Subsurface soil	2 4 FT		Pesticides and PCBs	PCB-1232	0.038	mg/kg	U	U	U	0.038	
WBG-199	WBG4008	10/21/2000	Grab	Subsurface soil	4 6 FT		Pesticides and PCBs	PCB-1232	0.037	mg/kg	U	U	U	0.037	
WBG-210	WBG4042	10/30/2000	Grab	Subsurface soil	2 4 FT		Pesticides and PCBs	PCB-1242	0.038	mg/kg	U	U	U	0.038	
WBG-255	WBG4191	10/19/2000	Grab	Subsurface soil	2 4 FT		Pesticides and PCBs	PCB-1242	0.038	mg/kg	U	U	U	0.038	
WBG-199	WBG4008	10/21/2000	Grab	Subsurface soil	4 6 FT		Pesticides and PCBs	PCB-1242	0.037	mg/kg	U	U	U	0.037	
WBG-210	WBG4042	10/30/2000	Grab	Subsurface soil	2 4 FT		Pesticides and PCBs	PCB-1248	0.038	mg/kg	U	U	U	0.038	
WBG-255	WBG4191	10/19/2000	Grab	Subsurface soil	2 4 FT		Pesticides and PCBs	PCB-1248	0.038	mg/kg	U	U	U	0.038	
WBG-199	WBG4008	10/21/2000	Grab	Subsurface soil	4 6 FT		Pesticides and PCBs	PCB-1248	0.037	mg/kg	U	U	U	0.037	
WBG-210	WBG4042	10/30/2000	Grab	Subsurface soil	2 4 FT		Pesticides and PCBs	PCB-1254	0.038	mg/kg	U	U	U	0.038	

Station	Sample ID	Date Collected	Sample Type	Media	Depth	Sample Comment	Analysis	Chemical	Results	Units	Lab Qual	Data Qual	Qual	Detection Limit	Validation Code
WBG-255	WBG4191	10/19/2000	Grab	Subsurface soil	2 4 FT		Pesticides and PCBs	PCB-1254	0.038	mg/kg	U	U	U	0.038	
WBG-199	WBG4008	10/21/2000	Grab	Subsurface soil	4 6 FT		Pesticides and PCBs	PCB-1254	0.037	mg/kg	U	U	U	0.037	
WBG-210	WBG4042	10/30/2000	Grab	Subsurface soil	2 4 FT		Pesticides and PCBs	PCB-1260	0.038	mg/kg	U	U	U	0.038	
WBG-255	WBG4191	10/19/2000	Grab	Subsurface soil	2 4 FT		Pesticides and PCBs	PCB-1260	0.038	mg/kg	U	U	U	0.038	
WBG-199	WBG4008	10/21/2000	Grab	Subsurface soil	4 6 FT		Pesticides and PCBs	PCB-1260	0.037	mg/kg	U	U	U	0.037	
WBG-199	WBG4008	10/21/2000	Grab	Subsurface soil	4 6 FT		Pesticides and PCBs	Toxaphene	0.74	mg/kg	U	U	U	0.74	
WBG-210	WBG4042	10/30/2000	Grab	Subsurface soil	2 4 FT		Pesticides and PCBs	Toxaphene	0.16	mg/kg	U	U	U	0.16	
WBG-255	WBG4191	10/19/2000	Grab	Subsurface soil	2 4 FT		Pesticides and PCBs	Toxaphene	0.078	mg/kg	U	U	U	0.078	

Station	Sample ID	Date Collected	Sample Type	Media	Depth	Sample Comment	Analysis	Chemical	Results	Units	Lab Qual	Data Qual	Qual	Detection Limit	Validation Code
WBGss-326	WB1001	8/8/2000	Grab	Soil	0 1 NA	Pad 38, Plot 154	Semi-Volatile Organics	2,4-Dinitrotoluene	19	mg/kg		=	=	4.8	
WBGss-314	WB1007	8/8/2000	Grab	Soil	0 1 NA	Pad 37, Plot 265	Semi-Volatile Organics	2,4-Dinitrotoluene	0.78	mg/kg		=	=	0.38	
WBGss-325	WB1004	8/8/2000	Grab	Soil	0 1 NA	Pad 38, Plot 135	Semi-Volatile Organics	2,4-Dinitrotoluene	0.31	mg/kg	J	J	J	1.5	
WBGss-324	WB1002	8/8/2000	Grab	Soil	0 1 NA	Pad 38, Plot 126	Semi-Volatile Organics	2,4-Dinitrotoluene	0.17	mg/kg	J	J	J	0.38	
WBGss-322	WB1003	8/8/2000	Grab	Soil	0 1 NA	Pad 38, Plot 30	Semi-Volatile Organics	2,4-Dinitrotoluene	0.09	mg/kg	J	J	J	0.39	
WBGss-390	WB2018	8/8/2000	Grab	Soil	0 1 NA	Pad 66, Plot 243	Semi-Volatile Organics	2,4-Dinitrotoluene	3.9	mg/kg	U	U	U	3.9	
WBGss-389	WB2016	8/8/2000	Grab	Soil	0 1 NA	Pad 66, Plot 242	Semi-Volatile Organics	2,4-Dinitrotoluene	1.9	mg/kg	U	U	U	1.9	
WBG-225	WBG4088	10/20/2000	Grab	Surface Soil	0 1 FT		Semi-Volatile Organics	2,4-Dinitrotoluene	0.44	mg/kg	U	U	U	0.44	
WBG-231	WBG4108	10/21/2000	Grab	Surface Soil	0 1 FT		Semi-Volatile Organics	2,4-Dinitrotoluene	0.43	mg/kg	U	U	U	0.43	
WBG-251	WBG4176	10/23/2000	Grab	Surface Soil	0 1 FT		Semi-Volatile Organics	2,4-Dinitrotoluene	0.43	mg/kg	U	U	U	0.43	
WBGss-122	WB0711	4/22/1998	Grab Composite	Surface Soil	0 1 FT		Semi-Volatile Organics	2,4-Dinitrotoluene	0.42	mg/kg	U	U	U	0.42	
WBG-240	WBG4139	10/21/2000	Grab	Surface Soil	0 1 FT		Semi-Volatile Organics	2,4-Dinitrotoluene	0.41	mg/kg	U	U	U	0.41	
WBG-245	WBG4156	10/23/2000	Grab	Surface Soil	0 1 FT		Semi-Volatile Organics	2,4-Dinitrotoluene	0.41	mg/kg	U	U	U	0.41	
WBG-261	WBG4210	10/23/2000	Grab	Surface Soil	0 1 FT		Semi-Volatile Organics	2,4-Dinitrotoluene	0.41	mg/kg	U	U	U	0.41	
WBGss-191	WB0916	5/6/1998	Grab	Surface Soil	0 1 FT		Semi-Volatile Organics	2,4-Dinitrotoluene	0.41	mg/kg	U	U	U	0.41	
WBGss-313	WB1006	8/8/2000	Grab	Soil	0 1 NA	Pad 37, Plot 236	Semi-Volatile Organics	2,4-Dinitrotoluene	0.41	mg/kg	U	U	U	0.41	
WBG-236	WBG4125	10/20/2000	Grab	Surface Soil	0 1 FT		Semi-Volatile Organics	2,4-Dinitrotoluene	0.4	mg/kg	U	U	U	0.4	
WBGss-190	WB0915	5/6/1998	Grab	Surface Soil	0 1 FT		Semi-Volatile Organics	2,4-Dinitrotoluene	0.4	mg/kg	U	U	U	0.4	
WBGss-104	WB0693	4/23/1998	Grab Composite	Surface Soil	0 1 FT		Semi-Volatile Organics	2,4-Dinitrotoluene	0.4	mg/kg	U	U	U	0.4	
WBGss-131	WB0720	4/21/1998	Grab Composite	Surface Soil	0 1 FT		Semi-Volatile Organics	2,4-Dinitrotoluene	0.4	mg/kg	U	U	U	0.4	
WBGss-299	WB1009	8/8/2000	Grab	Soil	0 1 NA	Pad 37, Plot 11	Semi-Volatile Organics	2,4-Dinitrotoluene	0.39	mg/kg	U	U	U	0.39	
WBGss-308	WB1008	8/8/2000	Grab	Soil	0 1 NA	Pad 37, Plot 130	Semi-Volatile Organics	2,4-Dinitrotoluene	0.39	mg/kg	U	U	U	0.39	
WBGss-334	WB1005	8/8/2000	Grab	Soil	0 1 NA	Pad 38, Plot 295	Semi-Volatile Organics	2,4-Dinitrotoluene	0.39	mg/kg	U	U	U	0.39	
WBGss-362	WB3025	8/9/2000	Grab	Soil	0 1 NA	Pad 59, Plot 140	Semi-Volatile Organics	2,4-Dinitrotoluene	0.39	mg/kg	U	U	U	0.39	
WBGss-371	WB3026	8/9/2000	Grab	Soil	0 1 NA	Pad 59, Plot 253	Semi-Volatile Organics	2,4-Dinitrotoluene	0.39	mg/kg	U	U	U	0.39	
WBGss-388	WB2017	8/8/2000	Grab	Soil	0 1 NA	Pad 66, Plot 226	Semi-Volatile Organics	2,4-Dinitrotoluene	0.39	mg/kg	U	U	U	0.39	
WBGss-111	WB0700	4/23/1998	Grab Composite	Surface Soil	0 1 FT		Semi-Volatile Organics	2,4-Dinitrotoluene	0.39	mg/kg	U	U	U	0.39	
WBGss-341	WB3019	8/9/2000	Grab	Soil	0 1 NA	Pad 58, Plot 45	Semi-Volatile Organics	2,4-Dinitrotoluene	0.38	mg/kg	U	U	U	0.38	
WBGss-344	WB3020	8/9/2000	Grab	Soil	0 1 NA	Pad 58, Plot 104	Semi-Volatile Organics	2,4-Dinitrotoluene	0.38	mg/kg	U	U	U	0.38	
WBGss-346	WB3022	8/9/2000	Grab	Soil	0 1 NA	Pad 58, Plot 156	Semi-Volatile Organics	2,4-Dinitrotoluene	0.38	mg/kg	U	U	U	0.38	
WBGss-347	WB3023	8/9/2000	Grab	Soil	0 1 NA	Pad 58, Plot 158	Semi-Volatile Organics	2,4-Dinitrotoluene	0.38	mg/kg	U	U	U	0.38	
WBGss-352	WB3021	8/9/2000	Grab	Soil	0 1 NA	Pad 58, Plot 234/235	Semi-Volatile Organics	2,4-Dinitrotoluene	0.38	mg/kg	U	U	U	0.38	
WBGss-353	WB3024	8/9/2000	Grab	Soil	0 1 NA	Pad 58, Plot 251	Semi-Volatile Organics	2,4-Dinitrotoluene	0.38	mg/kg	U	U	U	0.38	
WBGss-359	WB3027	8/9/2000	Grab	Soil	0 1 NA	Pad 59, Plot 108	Semi-Volatile Organics	2,4-Dinitrotoluene	0.38	mg/kg	U	U	U	0.38	
WBGss-192	WB0917	5/6/1998	Grab	Surface Soil	0 1 FT		Semi-Volatile Organics	2,4-Dinitrotoluene	0.37	mg/kg	U	U	U	0.37	
WBGss-326	WB1001	8/8/2000	Grab	Soil	0 1 NA	Pad 38, Plot 154	Semi-Volatile Organics	2,6-Dinitrotoluene	1.3	mg/kg	J	J	J	4.8	
WBGss-314	WB1007	8/8/2000	Grab	Soil	0 1 NA	Pad 37, Plot 265	Semi-Volatile Organics	2,6-Dinitrotoluene	0.1	mg/kg	J	J	J	0.38	
WBGss-390	WB2018	8/8/2000	Grab	Soil	0 1 NA	Pad 66, Plot 243	Semi-Volatile Organics	2,6-Dinitrotoluene	3.9	mg/kg	U	U	U	3.9	
WBGss-389	WB2016	8/8/2000	Grab	Soil	0 1 NA	Pad 66, Plot 242	Semi-Volatile Organics	2,6-Dinitrotoluene	1.9	mg/kg	U	U	U	1.9	
WBGss-325	WB1004	8/8/2000	Grab	Soil	0 1 NA	Pad 38, Plot 135	Semi-Volatile Organics	2,6-Dinitrotoluene	1.5	mg/kg	U	U	U	1.5	
WBG-225	WBG4088	10/20/2000	Grab	Surface Soil	0 1 FT		Semi-Volatile Organics	2,6-Dinitrotoluene	0.44	mg/kg	U	U	U	0.44	
WBG-231	WBG4108	10/21/2000	Grab	Surface Soil	0 1 FT		Semi-Volatile Organics	2,6-Dinitrotoluene	0.43	mg/kg	U	U	U	0.43	
WBG-251	WBG4176	10/23/2000	Grab	Surface Soil	0 1 FT		Semi-Volatile Organics	2,6-Dinitrotoluene	0.43	mg/kg	U	U	U	0.43	
WBGss-122	WB0711	4/22/1998	Grab Composite	Surface Soil	0 1 FT		Semi-Volatile Organics	2,6-Dinitrotoluene	0.42	mg/kg	U	U	U	0.42	
WBG-240	WBG4139	10/21/2000	Grab	Surface Soil	0 1 FT		Semi-Volatile Organics	2,6-Dinitrotoluene	0.41	mg/kg	U	U	U	0.41	
WBG-245	WBG4156	10/23/2000	Grab	Surface Soil	0 1 FT		Semi-Volatile Organics	2,6-Dinitrotoluene	0.41	mg/kg	U	U	U	0.41	
WBG-261	WBG4210	10/23/2000	Grab	Surface Soil	0 1 FT		Semi-Volatile Organics	2,6-Dinitrotoluene	0.41	mg/kg	U	U	U	0.41	
WBGss-191	WB0916	5/6/1998	Grab	Surface Soil	0 1 FT		Semi-Volatile Organics	2,6-Dinitrotoluene	0.41	mg/kg	U	U	U	0.41	
WBGss-313	WB1006	8/8/2000	Grab	Soil	0 1 NA	Pad 37, Plot 236	Semi-Volatile Organics	2,6-Dinitrotoluene	0.41	mg/kg	U	U	U	0.41	
WBG-236	WBG4125	10/20/2000	Grab	Surface Soil	0 1 FT		Semi-Volatile Organics	2,6-Dinitrotoluene	0.4	mg/kg	U	U	U	0.4	
WBGss-190	WB0915	5/6/1998	Grab	Surface Soil	0 1 FT		Semi-Volatile Organics	2,6-Dinitrotoluene	0.4	mg/kg	U	U	U	0.4	
WBGss-104	WB0693	4/23/1998	Grab Composite	Surface Soil	0 1 FT		Semi-Volatile Organics	2,6-Dinitrotoluene	0.4	mg/kg	U	U	U	0.4	
WBGss-131	WB0720	4/21/1998	Grab Composite	Surface Soil	0 1 FT		Semi-Volatile Organics	2,6-Dinitrotoluene	0.4	mg/kg	U	U	U	0.4	
WBGss-299	WB1009	8/8/2000	Grab	Soil	0 1 NA	Pad 37, Plot 11	Semi-Volatile Organics	2,6-Dinitrotoluene	0.39	mg/kg	U	U	U	0.39	
WBGss-308	WB1008	8/8/2000	Grab	Soil	0 1 NA	Pad 37, Plot 130	Semi-Volatile Organics	2,6-Dinitrotoluene	0.39	mg/kg	U	U	U	0.39	
WBGss-322	WB1003	8/8/2000	Grab	Soil	0 1 NA	Pad 38, Plot 30	Semi-Volatile Organics	2,6-Dinitrotoluene	0.39	mg/kg	U	U	U	0.39	
WBGss-334	WB1005	8/8/2000	Grab	Soil	0 1 NA	Pad 38, Plot 295	Semi-Volatile Organics	2,6-Dinitrotoluene	0.39	mg/kg	U	U	U	0.39	
WBGss-362	WB3025	8/9/2000	Grab	Soil	0 1 NA	Pad 59, Plot 140	Semi-Volatile Organics	2,6-Dinitrotoluene	0.39	mg/kg	U	U	U	0.39	
WBGss-371	WB3026	8/9/2000	Grab	Soil	0 1 NA	Pad 59, Plot 253	Semi-Volatile Organics	2,6-Dinitrotoluene	0.39	mg/kg	U	U	U	0.39	
WBGss-388	WB2017	8/8/2000	Grab	Soil	0 1 NA	Pad 66, Plot 226	Semi-Volatile Organics	2,6-Dinitrotoluene	0.39	mg/kg	U	U	U	0.39	
WBGss-111	WB0700	4/23/1998	Grab Composite	Surface Soil	0 1 FT		Semi-Volatile Organics	2,6-Dinitrotoluene	0.39	mg/kg	U	U	U	0.39	
WBGss-324	WB1002	8/8/2000	Grab	Soil	0 1 NA	Pad 38, Plot 126	Semi-Volatile Organics	2,6-Dinitrotoluene	0.38	mg/kg	U	U	U	0.38	
WBGss-341	WB3019	8/9/2000	Grab	Soil	0 1 NA	Pad 58, Plot 45	Semi-Volatile Organics	2,6-Dinitrotoluene	0.38	mg/kg	U	U	U	0.38	
WBGss-344	WB3020	8/9/2000	Grab	Soil	0 1 NA	Pad 58, Plot 104	Semi-Volatile Organics	2,6-Dinitrotoluene	0.38	mg/kg	U	U	U	0.38	
WBGss-346	WB3022	8/9/2000	Grab	Soil	0 1 NA	Pad 58, Plot 156	Semi-Volatile Organics	2,6-Dinitrotoluene	0.38	mg/kg	U	U	U	0.38	
WBGss-347	WB3023	8/9/2000	Grab	Soil	0 1 NA	Pad 58, Plot 158	Semi-Volatile Organics	2,6-Dinitrotoluene	0.38	mg/kg	U	U	U	0.38	
WBGss-352	WB3021	8/9/2000	Grab	Soil	0 1 NA	Pad 58, Plot 234/235	Semi-Volatile Organics	2,6-Dinitrotoluene	0.38	mg/kg	U	U	U	0.38	
WBGss-353	WB3024	8/9/2000	Grab	Soil	0 1 NA	Pad 58, Plot 251	Semi-Volatile Organics	2,6-Dinitrotoluene	0.38	mg/kg	U	U	U	0.38	
WBGss-359	WB3027	8/9/2000	Grab	Soil	0 1 NA	Pad 59, Plot 108	Semi-Volatile Organics	2,6-Dinitrotoluene	0.38	mg/kg	U	U	U	0.38	
WBGss-192	WB0917	5/6/1998	Grab	Surface Soil	0 1 FT		Semi-Volatile Organics	2,6-Dinitrotoluene	0.37	mg/kg	U	U	U	0.37	
WBGss-362	WB3025	8/9/2000	Grab	Soil	0 1 NA	Pad 59, Plot 140	Semi-Volatile Organics	2-Methylnaphthalene	0.67	mg/kg		=	=	0.39	
WBGss-359	WB3027	8/9/2000	Grab	Soil	0 1 NA	Pad 59, Plot 108	Semi-Volatile Organics	2-Methylnaphthalene	0.47	mg/kg		=	=	0.38	
WBGss-371	WB3026	8/9/2000	Grab	Soil	0 1 NA	Pad 59, Plot 253	Semi-Volatile Organics	2-Methylnaphthalene	0.26	mg/kg	J	J	J	0.39	
WBGss-122	WB0711	4/22/1998	Grab Composite	Surface Soil	0 1 FT		Semi-Volatile Organics	2-Methylnaphthalene	0.15	mg/kg	J	J	J	0.42	
WBG-261	WBG4210	10/23/2000	Grab	Surface Soil	0 1 FT		Semi-Volatile Organics	2-Methylnaphthalene	0.082	mg/kg	J	J	J	0.41	
WBGss-008	WBGSS-008-0463-SO	7/30/1996	Grab Composite	Surface Soil	0 2 FT	VOCs collected from 1.5- 2.0 ft depth.	Semi-Volatile Organics	2-Methylnaphthalene	0.08	mg/kg	J	J	J	0.69	
WBGss-322	WB1003	8/8/2000	Grab	Soil	0 1 NA	Pad 38, Plot 30	Semi-Volatile Organics	2-Methylnaphthalene	0.069	mg/kg	J	J	J	0.39	
WBGss-347	WB3023	8/9/2000	Grab	Soil	0 1 NA	Pad 58, Plot 158	Semi-Volatile Organics	2-Methylnaphthalene	0.067	mg/kg	J	J	J	0.38	
WBGss-388	WB2017	8/8/2000	Grab	Soil	0 1 NA	Pad 66, Plot 226	Semi-Volatile Organics	2-Methylnaphthalene	0.051	mg/kg	J	J	J	0.39	
WBGss-191	WB0916	5/6/1998	Grab	Surface Soil	0 1 FT		Semi-Volatile Organics	2-Methylnaphthalene	0.047	mg/kg	J	J	J	0.41	
WBGss-326	WB1001	8/8/2000	Grab	Soil	0 1 NA	Pad 38, Plot 154	Semi-Volatile Organics	2-Methylnaphthalene	4.8	mg/kg	U	U	U	4.8	
WBGss-390	WB2018	8/8/2000	Grab	Soil	0 1 NA	Pad 66, Plot 243	Semi-Volatile Organics	2-Methylnaphthalene	3.9	mg/kg	U	U	U	3.9	
WBGss-389	WB2016	8/8/2000	Grab	Soil	0 1 NA	Pad 66, Plot 242	Semi-Volatile Organics	2-Methylnaphthalene	1.9	mg/kg	U	U	U	1.9	
WBGss-325	WB1004	8/8/2000	Grab	Soil	0 1 NA	Pad 38, Plot 135	Semi-Volatile Organics	2-Methylnaphthalene	1.5	mg/kg	U	U	U	1.5	
WBG-225	WBG4088	10/20/2000	Grab	Surface Soil	0 1 FT		Semi-Volatile Organics	2-Methylnaphthalene	0.44	mg/kg	U	U	U	0.44	
WBG-231	WBG4108	10/21/2000	Grab	Surface Soil	0 1 FT		Semi-Volatile Organics	2-Methylnaphthalene	0.43	mg/kg	U	U	U	0.43	
WBG-251	WBG4176	10/23/2000	Grab	Surface Soil	0 1 FT		Semi-Volatile Organics	2-Methylnaphthalene	0.43	mg/kg	U	U	U	0.43	
WBG-240	WBG4139	10/21/2000	Grab	Surface Soil	0 1 FT		Semi-Volatile Organics	2-Methylnaphthalene	0.41	mg/kg	U	U	U	0.41	
WBG-245	WBG4156	10/23/2000	Grab	Surface Soil	0 1 FT		Semi-Volatile Organics	2-Methylnaphthalene	0.41	mg/kg	U	U	U	0.41	
WBGss-313	WB1006	8/8/2000	Grab	Soil	0 1 NA	Pad 37, Plot 236	Semi-Volatile Organics	2-Methylnaphthalene	0.41	mg/kg	U	U	U	0.41	
WBG-236	WBG4125	10/20/2000	Grab	Surface Soil	0 1 FT		Semi-Volatile Organics	2-Methylnaphthalene	0.4	mg/kg	U	U	U	0.4	
WBGss-190	WB0915	5/6/1998	Grab	Surface Soil	0 1 FT		Semi-Volatile Organics	2-Methylnaphthalene	0.4	mg/kg	U	U	U	0.4	
WBGss-104	WB0693	4/23/1998	Grab Composite	Surface Soil	0 1 FT		Semi-Volatile Organics	2-Methylnaphthalene	0.4	mg/kg	U	U	U	0.4	

Station	Sample ID	Date Collected	Sample Type	Media	Depth	Sample Comment	Analysis	Chemical	Results	Units	Lab Qual	Data Qual	Qual	Detection Limit	Validation Code
WBGss-131	WB0720	4/21/1998	Grab Composite	Surface Soil	0 1 FT		Semi-Volatile Organics	2-Methylnaphthalene	0.4	mg/kg	U	U	U	0.4	
WBGss-299	WB1009	8/8/2000	Grab	Soil	0 1 NA	Pad 37, Plot 11	Semi-Volatile Organics	2-Methylnaphthalene	0.39	mg/kg	U	U	U	0.39	
WBGss-308	WB1008	8/8/2000	Grab	Soil	0 1 NA	Pad 37, Plot 130	Semi-Volatile Organics	2-Methylnaphthalene	0.39	mg/kg	U	U	U	0.39	
WBGss-334	WB1005	8/8/2000	Grab	Soil	0 1 NA	Pad 38, Plot 295	Semi-Volatile Organics	2-Methylnaphthalene	0.39	mg/kg	U	U	U	0.39	
WBGss-111	WB0700	4/23/1998	Grab Composite	Surface Soil	0 1 FT		Semi-Volatile Organics	2-Methylnaphthalene	0.39	mg/kg	U	U	U	0.39	
WBGss-314	WB1007	8/8/2000	Grab	Soil	0 1 NA	Pad 37, Plot 265	Semi-Volatile Organics	2-Methylnaphthalene	0.38	mg/kg	U	U	U	0.38	
WBGss-324	WB1002	8/8/2000	Grab	Soil	0 1 NA	Pad 38, Plot 126	Semi-Volatile Organics	2-Methylnaphthalene	0.38	mg/kg	U	U	U	0.38	
WBGss-341	WB3019	8/9/2000	Grab	Soil	0 1 NA	Pad 58, Plot 45	Semi-Volatile Organics	2-Methylnaphthalene	0.38	mg/kg	U	U	U	0.38	
WBGss-344	WB3020	8/9/2000	Grab	Soil	0 1 NA	Pad 58, Plot 104	Semi-Volatile Organics	2-Methylnaphthalene	0.38	mg/kg	U	U	U	0.38	
WBGss-346	WB3022	8/9/2000	Grab	Soil	0 1 NA	Pad 58, Plot 156	Semi-Volatile Organics	2-Methylnaphthalene	0.38	mg/kg	U	U	U	0.38	
WBGss-352	WB3021	8/9/2000	Grab	Soil	0 1 NA	Pad 58, Plot 234/235	Semi-Volatile Organics	2-Methylnaphthalene	0.38	mg/kg	U	U	U	0.38	
WBGss-353	WB3024	8/9/2000	Grab	Soil	0 1 NA	Pad 58, Plot 251	Semi-Volatile Organics	2-Methylnaphthalene	0.38	mg/kg	U	U	U	0.38	
WBGss-192	WB0917	5/6/1998	Grab	Surface Soil	0 1 FT		Semi-Volatile Organics	2-Methylnaphthalene	0.37	mg/kg	U	U	U	0.37	
WBGss-051	WBGSS-051-0509-SO	8/8/1996	Grab Composite	Surface Soil	0 2 FT		Semi-Volatile Organics	2-Methylnaphthalene	0.34	mg/kg	U	U	U	0.34	
WBGss-066	WBGSS-066-0528-SO	8/9/1996	Grab Composite	Surface Soil	0 2 FT		Semi-Volatile Organics	2-Methylnaphthalene	0.34	mg/kg	U	U	U	0.34	
WBGss-072	WBGSS-072-0536-SO	8/9/1996	Grab Composite	Surface Soil	0 2 FT		Semi-Volatile Organics	2-Methylnaphthalene	0.34	mg/kg	U	U	U	0.34	
WBGss-021	WBGSS-021-0478-SO	8/5/1996	Grab Composite	Surface Soil	0 2 FT	Volatile samples collected at 1.5 ft bgs.	Semi-Volatile Organics	2-Methylnaphthalene	0.33	mg/kg	U	U	U	0.33	
WBGss-031	WBGSS-031-0488-SO	8/7/1996	Grab Composite	Surface Soil	0 2 FT	West of pad #37	Semi-Volatile Organics	2-Methylnaphthalene	0.33	mg/kg	U	U	U	0.33	
WBGss-076	WBGSS-076-0541-SO	8/9/1996	Grab Composite	Surface Soil	0 2 FT		Semi-Volatile Organics	2-Methylnaphthalene	0.33	mg/kg	U	U	U	0.33	
WBGss-388	WB2017	8/8/2000	Grab	Soil	0 1 NA	Pad 66, Plot 226	Semi-Volatile Organics	Acenaphthene	0.22	mg/kg	J	J	J	0.39	
WBGss-191	WB0916	5/6/1998	Grab	Surface Soil	0 1 FT		Semi-Volatile Organics	Acenaphthene	0.15	mg/kg	J	J	J	0.41	
WBGss-131	WB0720	4/21/1998	Grab Composite	Surface Soil	0 1 FT		Semi-Volatile Organics	Acenaphthene	0.14	mg/kg	J	J	J	0.4	
WBGss-326	WB1001	8/8/2000	Grab	Soil	0 1 NA	Pad 38, Plot 154	Semi-Volatile Organics	Acenaphthene	4.8	mg/kg	U	U	U	4.8	
WBGss-390	WB2018	8/8/2000	Grab	Soil	0 1 NA	Pad 66, Plot 243	Semi-Volatile Organics	Acenaphthene	3.9	mg/kg	U	U	U	3.9	
WBGss-389	WB2016	8/8/2000	Grab	Soil	0 1 NA	Pad 66, Plot 242	Semi-Volatile Organics	Acenaphthene	1.9	mg/kg	U	U	U	1.9	
WBGss-325	WB1004	8/8/2000	Grab	Soil	0 1 NA	Pad 38, Plot 135	Semi-Volatile Organics	Acenaphthene	1.5	mg/kg	U	U	U	1.5	
WBGss-008	WBGSS-008-0463-SO	7/30/1996	Grab Composite	Surface Soil	0 2 FT	VOCs collected from 1.5- 2.0 ft depth.	Semi-Volatile Organics	Acenaphthene	0.69	mg/kg	U	U	U	0.69	
WBG-225	WBG4088	10/20/2000	Grab	Surface Soil	0 1 FT		Semi-Volatile Organics	Acenaphthene	0.44	mg/kg	U	U	U	0.44	
WBG-231	WBG4108	10/21/2000	Grab	Surface Soil	0 1 FT		Semi-Volatile Organics	Acenaphthene	0.43	mg/kg	U	U	U	0.43	
WBG-251	WBG4176	10/23/2000	Grab	Surface Soil	0 1 FT		Semi-Volatile Organics	Acenaphthene	0.43	mg/kg	U	U	U	0.43	
WBGss-122	WB0711	4/22/1998	Grab Composite	Surface Soil	0 1 FT		Semi-Volatile Organics	Acenaphthene	0.42	mg/kg	U	U	U	0.42	
WBG-240	WBG4139	10/21/2000	Grab	Surface Soil	0 1 FT		Semi-Volatile Organics	Acenaphthene	0.41	mg/kg	U	U	U	0.41	
WBG-245	WBG4156	10/23/2000	Grab	Surface Soil	0 1 FT		Semi-Volatile Organics	Acenaphthene	0.41	mg/kg	U	U	U	0.41	
WBG-261	WBG4210	10/23/2000	Grab	Surface Soil	0 1 FT		Semi-Volatile Organics	Acenaphthene	0.41	mg/kg	U	U	U	0.41	
WBGss-313	WB1006	8/8/2000	Grab	Soil	0 1 NA	Pad 37, Plot 236	Semi-Volatile Organics	Acenaphthene	0.41	mg/kg	U	U	U	0.41	
WBG-236	WBG4125	10/20/2000	Grab	Surface Soil	0 1 FT		Semi-Volatile Organics	Acenaphthene	0.4	mg/kg	U	U	U	0.4	
WBGss-190	WB0915	5/6/1998	Grab	Surface Soil	0 1 FT		Semi-Volatile Organics	Acenaphthene	0.4	mg/kg	U	U	U	0.4	
WBGss-104	WB0693	4/23/1998	Grab Composite	Surface Soil	0 1 FT		Semi-Volatile Organics	Acenaphthene	0.4	mg/kg	U	U	U	0.4	
WBGss-299	WB1009	8/8/2000	Grab	Soil	0 1 NA	Pad 37, Plot 11	Semi-Volatile Organics	Acenaphthene	0.39	mg/kg	U	U	U	0.39	
WBGss-308	WB1008	8/8/2000	Grab	Soil	0 1 NA	Pad 37, Plot 130	Semi-Volatile Organics	Acenaphthene	0.39	mg/kg	U	U	U	0.39	
WBGss-322	WB1003	8/8/2000	Grab	Soil	0 1 NA	Pad 38, Plot 30	Semi-Volatile Organics	Acenaphthene	0.39	mg/kg	U	U	U	0.39	
WBGss-334	WB1005	8/8/2000	Grab	Soil	0 1 NA	Pad 38, Plot 295	Semi-Volatile Organics	Acenaphthene	0.39	mg/kg	U	U	U	0.39	
WBGss-362	WB3025	8/9/2000	Grab	Soil	0 1 NA	Pad 59, Plot 140	Semi-Volatile Organics	Acenaphthene	0.39	mg/kg	U	U	U	0.39	
WBGss-371	WB3026	8/9/2000	Grab	Soil	0 1 NA	Pad 59, Plot 253	Semi-Volatile Organics	Acenaphthene	0.39	mg/kg	U	U	U	0.39	
WBGss-111	WB0700	4/23/1998	Grab Composite	Surface Soil	0 1 FT		Semi-Volatile Organics	Acenaphthene	0.39	mg/kg	U	U	U	0.39	
WBGss-314	WB1007	8/8/2000	Grab	Soil	0 1 NA	Pad 37, Plot 265	Semi-Volatile Organics	Acenaphthene	0.38	mg/kg	U	U	U	0.38	
WBGss-324	WB1002	8/8/2000	Grab	Soil	0 1 NA	Pad 38, Plot 126	Semi-Volatile Organics	Acenaphthene	0.38	mg/kg	U	U	U	0.38	
WBGss-341	WB3019	8/9/2000	Grab	Soil	0 1 NA	Pad 58, Plot 45	Semi-Volatile Organics	Acenaphthene	0.38	mg/kg	U	U	U	0.38	
WBGss-344	WB3020	8/9/2000	Grab	Soil	0 1 NA	Pad 58, Plot 104	Semi-Volatile Organics	Acenaphthene	0.38	mg/kg	U	U	U	0.38	
WBGss-346	WB3022	8/9/2000	Grab	Soil	0 1 NA	Pad 58, Plot 156	Semi-Volatile Organics	Acenaphthene	0.38	mg/kg	U	U	U	0.38	
WBGss-347	WB3023	8/9/2000	Grab	Soil	0 1 NA	Pad 58, Plot 158	Semi-Volatile Organics	Acenaphthene	0.38	mg/kg	U	U	U	0.38	
WBGss-352	WB3021	8/9/2000	Grab	Soil	0 1 NA	Pad 58, Plot 234/235	Semi-Volatile Organics	Acenaphthene	0.38	mg/kg	U	U	U	0.38	
WBGss-353	WB3024	8/9/2000	Grab	Soil	0 1 NA	Pad 58, Plot 251	Semi-Volatile Organics	Acenaphthene	0.38	mg/kg	U	U	U	0.38	
WBGss-359	WB3027	8/9/2000	Grab	Soil	0 1 NA	Pad 59, Plot 108	Semi-Volatile Organics	Acenaphthene	0.38	mg/kg	U	U	U	0.38	
WBGss-192	WB0917	5/6/1998	Grab	Surface Soil	0 1 FT		Semi-Volatile Organics	Acenaphthene	0.37	mg/kg	U	U	U	0.37	
WBGss-051	WBGSS-051-0509-SO	8/8/1996	Grab Composite	Surface Soil	0 2 FT		Semi-Volatile Organics	Acenaphthene	0.34	mg/kg	U	U	U	0.34	
WBGss-066	WBGSS-066-0528-SO	8/9/1996	Grab Composite	Surface Soil	0 2 FT		Semi-Volatile Organics	Acenaphthene	0.34	mg/kg	U	U	U	0.34	
WBGss-072	WBGSS-072-0536-SO	8/9/1996	Grab Composite	Surface Soil	0 2 FT		Semi-Volatile Organics	Acenaphthene	0.34	mg/kg	U	U	U	0.34	
WBGss-021	WBGSS-021-0478-SO	8/5/1996	Grab Composite	Surface Soil	0 2 FT	Volatile samples collected at 1.5 ft bgs.	Semi-Volatile Organics	Acenaphthene	0.33	mg/kg	U	U	U	0.33	
WBGss-031	WBGSS-031-0488-SO	8/7/1996	Grab Composite	Surface Soil	0 2 FT	West of pad #37	Semi-Volatile Organics	Acenaphthene	0.33	mg/kg	U	U	U	0.33	
WBGss-076	WBGSS-076-0541-SO	8/9/1996	Grab Composite	Surface Soil	0 2 FT		Semi-Volatile Organics	Acenaphthene	0.33	mg/kg	U	U	U	0.33	
WBGss-388	WB2017	8/8/2000	Grab	Soil	0 1 NA	Pad 66, Plot 226	Semi-Volatile Organics	Anthracene	0.87	mg/kg		=	=	0.39	
WBGss-191	WB0916	5/6/1998	Grab	Surface Soil	0 1 FT		Semi-Volatile Organics	Anthracene	0.48	mg/kg		=	=	0.41	
WBGss-131	WB0720	4/21/1998	Grab Composite	Surface Soil	0 1 FT		Semi-Volatile Organics	Anthracene	0.44	mg/kg		=	=	0.4	
WBG-261	WBG4210	10/23/2000	Grab	Surface Soil	0 1 FT		Semi-Volatile Organics	Anthracene	0.057	mg/kg	J	J	J	0.41	
WBGss-326	WB1001	8/8/2000	Grab	Soil	0 1 NA	Pad 38, Plot 154	Semi-Volatile Organics	Anthracene	4.8	mg/kg	U	U	U	4.8	
WBGss-390	WB2018	8/8/2000	Grab	Soil	0 1 NA	Pad 66, Plot 243	Semi-Volatile Organics	Anthracene	3.9	mg/kg	U	U	U	3.9	
WBGss-389	WB2016	8/8/2000	Grab	Soil	0 1 NA	Pad 66, Plot 242	Semi-Volatile Organics	Anthracene	1.9	mg/kg	U	U	U	1.9	
WBGss-325	WB1004	8/8/2000	Grab	Soil	0 1 NA	Pad 38, Plot 135	Semi-Volatile Organics	Anthracene	1.5	mg/kg	U	U	U	1.5	
WBGss-008	WBGSS-008-0463-SO	7/30/1996	Grab Composite	Surface Soil	0 2 FT	VOCs collected from 1.5- 2.0 ft depth.	Semi-Volatile Organics	Anthracene	0.69	mg/kg	U	U	U	0.69	
WBG-225	WBG4088	10/20/2000	Grab	Surface Soil	0 1 FT		Semi-Volatile Organics	Anthracene	0.44	mg/kg	U	U	U	0.44	
WBG-231	WBG4108	10/21/2000	Grab	Surface Soil	0 1 FT		Semi-Volatile Organics	Anthracene	0.43	mg/kg	U	U	U	0.43	
WBG-251	WBG4176	10/23/2000	Grab	Surface Soil	0 1 FT		Semi-Volatile Organics	Anthracene	0.43	mg/kg	U	U	U	0.43	
WBGss-122	WB0711	4/22/1998	Grab Composite	Surface Soil	0 1 FT		Semi-Volatile Organics	Anthracene	0.42	mg/kg	U	U	U	0.42	
WBG-240	WBG4139	10/21/2000	Grab	Surface Soil	0 1 FT		Semi-Volatile Organics	Anthracene	0.41	mg/kg	U	U	U	0.41	
WBG-245	WBG4156	10/23/2000	Grab	Surface Soil	0 1 FT		Semi-Volatile Organics	Anthracene	0.41	mg/kg	U	U	U	0.41	
WBGss-313	WB1006	8/8/2000	Grab	Soil	0 1 NA	Pad 37, Plot 236	Semi-Volatile Organics	Anthracene	0.41	mg/kg	U	U	U	0.41	
WBG-236	WBG4125	10/20/2000	Grab	Surface Soil	0 1 FT		Semi-Volatile Organics	Anthracene	0.4	mg/kg	U	U	U	0.4	
WBGss-190	WB0915	5/6/1998	Grab	Surface Soil	0 1 FT		Semi-Volatile Organics	Anthracene	0.4	mg/kg	U	U	U	0.4	
WBGss-104	WB0693	4/23/1998	Grab Composite	Surface Soil	0 1 FT		Semi-Volatile Organics	Anthracene	0.4	mg/kg	U	U	U	0.4	
WBGss-299	WB1009	8/8/2000	Grab	Soil	0 1 NA	Pad 37, Plot 11	Semi-Volatile Organics	Anthracene	0.39	mg/kg	U	U	U	0.39	
WBGss-308	WB1008	8/8/2000	Grab	Soil	0 1 NA	Pad 37, Plot 130	Semi-Volatile Organics	Anthracene	0.39	mg/kg	U	U	U	0.39	
WBGss-322	WB1003	8/8/2000	Grab	Soil	0 1 NA	Pad 38, Plot 30	Semi-Volatile Organics	Anthracene	0.39	mg/kg	U	U	U	0.39	
WBGss-334	WB1005	8/8/2000	Grab	Soil	0 1 NA	Pad 38, Plot 295	Semi-Volatile Organics	Anthracene	0.39	mg/kg	U	U	U	0.39	
WBGss-362	WB3025	8/9/2000	Grab	Soil	0 1 NA	Pad 59, Plot 140	Semi-Volatile Organics	Anthracene	0.39	mg/kg	U	U	U	0.39	
WBGss-371	WB3026	8/9/2000	Grab	Soil	0 1 NA	Pad 59, Plot 253	Semi-Volatile Organics	Anthracene	0.39	mg/kg	U	U	U	0.39	
WBGss-111	WB0700	4/23/1998	Grab Composite	Surface Soil	0 1 FT		Semi-Volatile Organics	Anthracene	0.39	mg/kg	U	U	U	0.39	
WBGss-314	WB1007	8/8/2000	Grab	Soil	0 1 NA	Pad 37, Plot 265	Semi-Volatile Organics	Anthracene	0.38	mg/kg	U	U	U	0.38	
WBGss-324	WB1002	8/8/2000	Grab	Soil	0 1 NA	Pad 38, Plot 126	Semi-Volatile Organics	Anthracene	0.38	mg/kg	U	U	U	0.38	
WBGss-341	WB3019	8/9/2000	Grab	Soil	0 1 NA	Pad 58, Plot 45	Semi-Volatile Organics	Anthracene	0.38	mg/kg	U	U	U	0.38	
WBGss-344	WB3020	8/9/2000	Grab	Soil	0 1 NA	Pad 58, Plot 104	Semi-Volatile Organics	Anthracene	0.38	mg/kg	U	U	U	0.38	
WBGss-346	WB3022	8/9/2000	Grab	Soil	0 1 NA	Pad 58, Plot 156	Semi-Volatile Organics	Anthracene	0.38	mg/kg	U	U	U	0.38	
WBGss-347	WB3023	8/9/2000	Grab	Soil	0 1 NA	Pad 58, Plot 158	Semi-Volatile Organics	Anthracene	0.38	mg/kg	U	U	U	0.38	

Station	Sample ID	Date Collected	Sample Type	Media	Depth	Sample Comment	Analysis	Chemical	Results	Units	Lab Qual	Data Qual	Qual	Detection Limit	Validation Code
WBGss-352	WB3021	8/9/2000	Grab	Soil	0 1 NA	Pad 58, Plot 234/235	Semi-Volatile Organics	Anthracene	0.38	mg/kg	U	U	U	0.38	
WBGss-353	WB3024	8/9/2000	Grab	Soil	0 1 NA	Pad 58, Plot 251	Semi-Volatile Organics	Anthracene	0.38	mg/kg	U	U	U	0.38	
WBGss-359	WB3027	8/9/2000	Grab	Soil	0 1 NA	Pad 59, Plot 108	Semi-Volatile Organics	Anthracene	0.38	mg/kg	U	U	U	0.38	
WBGss-192	WB0917	5/6/1998	Grab	Surface Soil	0 1 FT		Semi-Volatile Organics	Anthracene	0.37	mg/kg	U	U	U	0.37	
WBGss-051	WBGSS-051-0509-SO	8/8/1996	Grab Composite	Surface Soil	0 2 FT		Semi-Volatile Organics	Anthracene	0.34	mg/kg	U	U	U	0.34	
WBGss-066	WBGSS-066-0528-SO	8/9/1996	Grab Composite	Surface Soil	0 2 FT		Semi-Volatile Organics	Anthracene	0.34	mg/kg	U	U	U	0.34	
WBGss-072	WBGSS-072-0536-SO	8/9/1996	Grab Composite	Surface Soil	0 2 FT		Semi-Volatile Organics	Anthracene	0.34	mg/kg	U	U	U	0.34	
WBGss-021	WBGSS-021-0478-SO	8/5/1996	Grab Composite	Surface Soil	0 2 FT	Volatile samples collected at 1.5 ft bgs.	Semi-Volatile Organics	Anthracene	0.33	mg/kg	U	U	U	0.33	
WBGss-031	WBGSS-031-0488-SO	8/7/1996	Grab Composite	Surface Soil	0 2 FT	West of pad #37	Semi-Volatile Organics	Anthracene	0.33	mg/kg	U	U	U	0.33	
WBGss-076	WBGSS-076-0541-SO	8/9/1996	Grab Composite	Surface Soil	0 2 FT		Semi-Volatile Organics	Anthracene	0.33	mg/kg	U	U	U	0.33	
WBGss-388	WB2017	8/8/2000	Grab	Soil	0 1 NA	Pad 66, Plot 226	Semi-Volatile Organics	Benz(a)anthracene	2.6	mg/kg		=	=	0.39	
WBGss-191	WB0916	5/6/1998	Grab	Surface Soil	0 1 FT		Semi-Volatile Organics	Benz(a)anthracene	1	mg/kg		=	=	0.41	
WBGss-131	WB0720	4/21/1998	Grab Composite	Surface Soil	0 1 FT		Semi-Volatile Organics	Benz(a)anthracene	0.63	mg/kg		=	=	0.4	
WBG-261	WBG4210	10/23/2000	Grab	Surface Soil	0 1 FT		Semi-Volatile Organics	Benz(a)anthracene	0.36	mg/kg	J	J	J	0.41	
WBGss-389	WB2016	8/8/2000	Grab	Soil	0 1 NA	Pad 66, Plot 242	Semi-Volatile Organics	Benz(a)anthracene	0.21	mg/kg	J	J	J	1.9	
WBGss-190	WB0915	5/6/1998	Grab	Surface Soil	0 1 FT		Semi-Volatile Organics	Benz(a)anthracene	0.16	mg/kg	J	J	J	0.4	
WBGss-359	WB3027	8/9/2000	Grab	Soil	0 1 NA	Pad 59, Plot 108	Semi-Volatile Organics	Benz(a)anthracene	0.089	mg/kg	J	J	J	0.38	
WBGss-122	WB0711	4/22/1998	Grab Composite	Surface Soil	0 1 FT		Semi-Volatile Organics	Benz(a)anthracene	0.043	mg/kg	J	J	J	0.42	
WBGss-326	WB1001	8/8/2000	Grab	Soil	0 1 NA	Pad 38, Plot 154	Semi-Volatile Organics	Benz(a)anthracene	4.8	mg/kg	U	U	U	4.8	
WBGss-390	WB2018	8/8/2000	Grab	Soil	0 1 NA	Pad 66, Plot 243	Semi-Volatile Organics	Benz(a)anthracene	3.9	mg/kg	U	U	U	3.9	
WBGss-325	WB1004	8/8/2000	Grab	Soil	0 1 NA	Pad 38, Plot 135	Semi-Volatile Organics	Benz(a)anthracene	1.5	mg/kg	U	U	U	1.5	
WBGss-008	WBGSS-008-0463-SO	7/30/1996	Grab Composite	Surface Soil	0 2 FT	VOCs collected from 1.5- 2.0 ft depth.	Semi-Volatile Organics	Benz(a)anthracene	0.69	mg/kg	U	U	U	0.69	
WBG-225	WBG4088	10/20/2000	Grab	Surface Soil	0 1 FT		Semi-Volatile Organics	Benz(a)anthracene	0.44	mg/kg	U	U	U	0.44	
WBG-231	WBG4108	10/21/2000	Grab	Surface Soil	0 1 FT		Semi-Volatile Organics	Benz(a)anthracene	0.43	mg/kg	U	U	U	0.43	
WBG-251	WBG4176	10/23/2000	Grab	Surface Soil	0 1 FT		Semi-Volatile Organics	Benz(a)anthracene	0.43	mg/kg	U	U	U	0.43	
WBG-245	WBG4156	10/23/2000	Grab	Surface Soil	0 1 FT		Semi-Volatile Organics	Benz(a)anthracene	0.41	mg/kg	U	U	U	0.41	
WBGss-313	WB1006	8/8/2000	Grab	Soil	0 1 NA	Pad 37, Plot 236	Semi-Volatile Organics	Benz(a)anthracene	0.41	mg/kg	U	U	U	0.41	
WBG-236	WBG4125	10/20/2000	Grab	Surface Soil	0 1 FT		Semi-Volatile Organics	Benz(a)anthracene	0.4	mg/kg	U	U	U	0.4	
WBGss-104	WB0693	4/23/1998	Grab Composite	Surface Soil	0 1 FT		Semi-Volatile Organics	Benz(a)anthracene	0.4	mg/kg	U	U	U	0.4	
WBGss-299	WB1009	8/8/2000	Grab	Soil	0 1 NA	Pad 37, Plot 11	Semi-Volatile Organics	Benz(a)anthracene	0.39	mg/kg	U	U	U	0.39	
WBGss-308	WB1008	8/8/2000	Grab	Soil	0 1 NA	Pad 37, Plot 130	Semi-Volatile Organics	Benz(a)anthracene	0.39	mg/kg	U	U	U	0.39	
WBGss-322	WB1003	8/8/2000	Grab	Soil	0 1 NA	Pad 38, Plot 30	Semi-Volatile Organics	Benz(a)anthracene	0.39	mg/kg	U	U	U	0.39	
WBGss-334	WB1005	8/8/2000	Grab	Soil	0 1 NA	Pad 38, Plot 295	Semi-Volatile Organics	Benz(a)anthracene	0.39	mg/kg	U	U	U	0.39	
WBGss-362	WB3025	8/9/2000	Grab	Soil	0 1 NA	Pad 59, Plot 140	Semi-Volatile Organics	Benz(a)anthracene	0.39	mg/kg	U	U	U	0.39	
WBGss-371	WB3026	8/9/2000	Grab	Soil	0 1 NA	Pad 59, Plot 253	Semi-Volatile Organics	Benz(a)anthracene	0.39	mg/kg	U	U	U	0.39	
WBGss-111	WB0700	4/23/1998	Grab Composite	Surface Soil	0 1 FT		Semi-Volatile Organics	Benz(a)anthracene	0.39	mg/kg	U	U	U	0.39	
WBGss-314	WB1007	8/8/2000	Grab	Soil	0 1 NA	Pad 37, Plot 265	Semi-Volatile Organics	Benz(a)anthracene	0.38	mg/kg	U	U	U	0.38	
WBGss-324	WB1002	8/8/2000	Grab	Soil	0 1 NA	Pad 38, Plot 126	Semi-Volatile Organics	Benz(a)anthracene	0.38	mg/kg	U	U	U	0.38	
WBGss-341	WB3019	8/9/2000	Grab	Soil	0 1 NA	Pad 58, Plot 45	Semi-Volatile Organics	Benz(a)anthracene	0.38	mg/kg	U	U	U	0.38	
WBGss-344	WB3020	8/9/2000	Grab	Soil	0 1 NA	Pad 58, Plot 104	Semi-Volatile Organics	Benz(a)anthracene	0.38	mg/kg	U	U	U	0.38	
WBGss-346	WB3022	8/9/2000	Grab	Soil	0 1 NA	Pad 58, Plot 156	Semi-Volatile Organics	Benz(a)anthracene	0.38	mg/kg	U	U	U	0.38	
WBGss-347	WB3023	8/9/2000	Grab	Soil	0 1 NA	Pad 58, Plot 158	Semi-Volatile Organics	Benz(a)anthracene	0.38	mg/kg	U	U	U	0.38	
WBGss-352	WB3021	8/9/2000	Grab	Soil	0 1 NA	Pad 58, Plot 234/235	Semi-Volatile Organics	Benz(a)anthracene	0.38	mg/kg	U	U	U	0.38	
WBGss-353	WB3024	8/9/2000	Grab	Soil	0 1 NA	Pad 58, Plot 251	Semi-Volatile Organics	Benz(a)anthracene	0.38	mg/kg	U	U	U	0.38	
WBGss-192	WB0917	5/6/1998	Grab	Surface Soil	0 1 FT		Semi-Volatile Organics	Benz(a)anthracene	0.37	mg/kg	U	U	U	0.37	
WBGss-051	WBGSS-051-0509-SO	8/8/1996	Grab Composite	Surface Soil	0 2 FT		Semi-Volatile Organics	Benz(a)anthracene	0.34	mg/kg	U	U	U	0.34	
WBGss-066	WBGSS-066-0528-SO	8/9/1996	Grab Composite	Surface Soil	0 2 FT		Semi-Volatile Organics	Benz(a)anthracene	0.34	mg/kg	U	U	U	0.34	
WBGss-072	WBGSS-072-0536-SO	8/9/1996	Grab Composite	Surface Soil	0 2 FT		Semi-Volatile Organics	Benz(a)anthracene	0.34	mg/kg	U	U	U	0.34	
WBGss-021	WBGSS-021-0478-SO	8/5/1996	Grab Composite	Surface Soil	0 2 FT	Volatile samples collected at 1.5 ft bgs.	Semi-Volatile Organics	Benz(a)anthracene	0.33	mg/kg	U	U	U	0.33	
WBGss-031	WBGSS-031-0488-SO	8/7/1996	Grab Composite	Surface Soil	0 2 FT	West of pad #37	Semi-Volatile Organics	Benz(a)anthracene	0.33	mg/kg	U	U	U	0.33	
WBGss-076	WBGSS-076-0541-SO	8/9/1996	Grab Composite	Surface Soil	0 2 FT		Semi-Volatile Organics	Benz(a)anthracene	0.33	mg/kg	U	U	U	0.33	
WBG-240	WBG4139	10/21/2000	Grab	Surface Soil	0 1 FT		Semi-Volatile Organics	Benz(a)anthracene	0.41	mg/kg	U	UJ	UJ	0.41	K01
WBGss-388	WB2017	8/8/2000	Grab	Soil	0 1 NA	Pad 66, Plot 226	Semi-Volatile Organics	Benzo(a)pyrene	2.3	mg/kg		=	=	0.39	
WBGss-191	WB0916	5/6/1998	Grab	Surface Soil	0 1 FT		Semi-Volatile Organics	Benzo(a)pyrene	0.8	mg/kg		=	=	0.41	
WBGss-131	WB0720	4/21/1998	Grab Composite	Surface Soil	0 1 FT		Semi-Volatile Organics	Benzo(a)pyrene	0.53	mg/kg		=	=	0.4	
WBG-261	WBG4210	10/23/2000	Grab	Surface Soil	0 1 FT		Semi-Volatile Organics	Benzo(a)pyrene	0.35	mg/kg	J	J	J	0.41	
WBGss-190	WB0915	5/6/1998	Grab	Surface Soil	0 1 FT		Semi-Volatile Organics	Benzo(a)pyrene	0.16	mg/kg	J	J	J	0.4	
WBGss-359	WB3027	8/9/2000	Grab	Soil	0 1 NA	Pad 59, Plot 108	Semi-Volatile Organics	Benzo(a)pyrene	0.14	mg/kg	J	J	J	0.38	
WBGss-122	WB0711	4/22/1998	Grab Composite	Surface Soil	0 1 FT		Semi-Volatile Organics	Benzo(a)pyrene	0.06	mg/kg	J	J	J	0.42	
WBGss-353	WB3024	8/9/2000	Grab	Soil	0 1 NA	Pad 58, Plot 251	Semi-Volatile Organics	Benzo(a)pyrene	0.04	mg/kg	J	J	J	0.38	
WBGss-326	WB1001	8/8/2000	Grab	Soil	0 1 NA	Pad 38, Plot 154	Semi-Volatile Organics	Benzo(a)pyrene	4.8	mg/kg	U	U	U	4.8	
WBGss-390	WB2018	8/8/2000	Grab	Soil	0 1 NA	Pad 66, Plot 243	Semi-Volatile Organics	Benzo(a)pyrene	3.9	mg/kg	U	U	U	3.9	
WBGss-389	WB2016	8/8/2000	Grab	Soil	0 1 NA	Pad 66, Plot 242	Semi-Volatile Organics	Benzo(a)pyrene	1.9	mg/kg	U	U	U	1.9	
WBGss-325	WB1004	8/8/2000	Grab	Soil	0 1 NA	Pad 38, Plot 135	Semi-Volatile Organics	Benzo(a)pyrene	1.5	mg/kg	U	U	U	1.5	
WBGss-008	WBGSS-008-0463-SO	7/30/1996	Grab Composite	Surface Soil	0 2 FT	VOCs collected from 1.5- 2.0 ft depth.	Semi-Volatile Organics	Benzo(a)pyrene	0.69	mg/kg	U	U	U	0.69	
WBG-225	WBG4088	10/20/2000	Grab	Surface Soil	0 1 FT		Semi-Volatile Organics	Benzo(a)pyrene	0.44	mg/kg	U	U	U	0.44	
WBG-231	WBG4108	10/21/2000	Grab	Surface Soil	0 1 FT		Semi-Volatile Organics	Benzo(a)pyrene	0.43	mg/kg	U	U	U	0.43	
WBG-251	WBG4176	10/23/2000	Grab	Surface Soil	0 1 FT		Semi-Volatile Organics	Benzo(a)pyrene	0.43	mg/kg	U	U	U	0.43	
WBG-245	WBG4156	10/23/2000	Grab	Surface Soil	0 1 FT		Semi-Volatile Organics	Benzo(a)pyrene	0.41	mg/kg	U	U	U	0.41	
WBGss-313	WB1006	8/8/2000	Grab	Soil	0 1 NA	Pad 37, Plot 236	Semi-Volatile Organics	Benzo(a)pyrene	0.41	mg/kg	U	U	U	0.41	
WBG-236	WBG4125	10/20/2000	Grab	Surface Soil	0 1 FT		Semi-Volatile Organics	Benzo(a)pyrene	0.4	mg/kg	U	U	U	0.4	
WBGss-104	WB0693	4/23/1998	Grab Composite	Surface Soil	0 1 FT		Semi-Volatile Organics	Benzo(a)pyrene	0.4	mg/kg	U	U	U	0.4	
WBGss-299	WB1009	8/8/2000	Grab	Soil	0 1 NA	Pad 37, Plot 11	Semi-Volatile Organics	Benzo(a)pyrene	0.39	mg/kg	U	U	U	0.39	
WBGss-308	WB1008	8/8/2000	Grab	Soil	0 1 NA	Pad 37, Plot 130	Semi-Volatile Organics	Benzo(a)pyrene	0.39	mg/kg	U	U	U	0.39	
WBGss-322	WB1003	8/8/2000	Grab	Soil	0 1 NA	Pad 38, Plot 30	Semi-Volatile Organics	Benzo(a)pyrene	0.39	mg/kg	U	U	U	0.39	
WBGss-334	WB1005	8/8/2000	Grab	Soil	0 1 NA	Pad 38, Plot 295	Semi-Volatile Organics	Benzo(a)pyrene	0.39	mg/kg	U	U	U	0.39	
WBGss-362	WB3025	8/9/2000	Grab	Soil	0 1 NA	Pad 59, Plot 140	Semi-Volatile Organics	Benzo(a)pyrene	0.39	mg/kg	U	U	U	0.39	
WBGss-371	WB3026	8/9/2000	Grab	Soil	0 1 NA	Pad 59, Plot 253	Semi-Volatile Organics	Benzo(a)pyrene	0.39	mg/kg	U	U	U	0.39	
WBGss-111	WB0700	4/23/1998	Grab Composite	Surface Soil	0 1 FT		Semi-Volatile Organics	Benzo(a)pyrene	0.39	mg/kg	U	U	U	0.39	
WBGss-314	WB1007	8/8/2000	Grab	Soil	0 1 NA	Pad 37, Plot 265	Semi-Volatile Organics	Benzo(a)pyrene	0.38	mg/kg	U	U	U	0.38	
WBGss-324	WB1002	8/8/2000	Grab	Soil	0 1 NA	Pad 38, Plot 126	Semi-Volatile Organics	Benzo(a)pyrene	0.38	mg/kg	U	U	U	0.38	
WBGss-341	WB3019	8/9/2000	Grab	Soil	0 1 NA	Pad 58, Plot 45	Semi-Volatile Organics	Benzo(a)pyrene	0.38	mg/kg	U	U	U	0.38	
WBGss-344	WB3020	8/9/2000	Grab	Soil	0 1 NA	Pad 58, Plot 104	Semi-Volatile Organics	Benzo(a)pyrene	0.38	mg/kg	U	U	U	0.38	
WBGss-346	WB3022	8/9/2000	Grab	Soil	0 1 NA	Pad 58, Plot 156	Semi-Volatile Organics	Benzo(a)pyrene	0.38	mg/kg	U	U	U	0.38	
WBGss-347	WB3023	8/9/2000	Grab	Soil	0 1 NA	Pad 58, Plot 158	Semi-Volatile Organics	Benzo(a)pyrene	0.38	mg/kg	U	U	U	0.38	
WBGss-352	WB3021	8/9/2000	Grab	Soil	0 1 NA	Pad 58, Plot 234/235	Semi-Volatile Organics	Benzo(a)pyrene	0.38	mg/kg	U	U	U	0.38	
WBGss-192	WB0917	5/6/1998	Grab	Surface Soil	0 1 FT		Semi-Volatile Organics	Benzo(a)pyrene	0.37	mg/kg	U	U	U	0.37	
WBGss-051	WBGSS-051-0509-SO	8/8/1996	Grab Composite	Surface Soil	0 2 FT		Semi-Volatile Organics	Benzo(a)pyrene	0.34	mg/kg	U	U	U	0.34	
WBGss-066	WBGSS-066-0528-SO	8/9/1996	Grab Composite	Surface Soil	0 2 FT		Semi-Volatile Organics	Benzo(a)pyrene	0.34	mg/kg	U	U	U	0.34	
WBGss-072	WBGSS-072-0536-SO	8/9/1996	Grab Composite	Surface Soil	0 2 FT		Semi-Volatile Organics	Benzo(a)pyrene	0.34	mg/kg	U	U	U	0.34	
WBGss-021	WBGSS-021-0478-SO	8/5/1996	Grab Composite	Surface Soil	0 2 FT	Volatile samples collected at 1.5 ft bgs.	Semi-Volatile Organics	Benzo(a)pyrene	0.33	mg/kg	U	U	U	0.33	
WBGss-031	WBGSS-031-0488-SO	8/7/1996	Grab Composite	Surface Soil	0 2 FT	West of pad #37	Semi-Volatile Organics	Benzo(a)pyrene	0.33	mg/kg	U	U	U	0.33	
WBGss-076	WBGSS-076-0541-SO	8/9/1996	Grab Composite	Surface Soil	0 2 FT		Semi-Volatile Organics	Benzo(a)pyrene	0.33	mg/kg	U	U	U	0.33	

Station	Sample ID	Date Collected	Sample Type	Media	Depth	Sample Comment	Analysis	Chemical	Results	Units	Lab Qual	Data Qual	Qual	Detection Limit	Validation Code
WBG-240	WBG4139	10/21/2000	Grab	Surface Soil	0 1 FT		Semi-Volatile Organics	Benzo(a)pyrene	0.41	mg/kg	U	UJ	UJ	0.41	K01
WBGss-388	WB2017	8/8/2000	Grab	Soil	0 1 NA	Pad 66, Plot 226	Semi-Volatile Organics	Benzo(b)fluoranthene	2.8	mg/kg		=	=	0.39	
WBGss-191	WB0916	5/6/1998	Grab	Surface Soil	0 1 FT		Semi-Volatile Organics	Benzo(b)fluoranthene	1.1	mg/kg		=	=	0.41	
WBGss-131	WB0720	4/21/1998	Grab Composite	Surface Soil	0 1 FT		Semi-Volatile Organics	Benzo(b)fluoranthene	0.69	mg/kg		=	=	0.4	
WBG-261	WBG4210	10/23/2000	Grab	Surface Soil	0 1 FT		Semi-Volatile Organics	Benzo(b)fluoranthene	0.45	mg/kg		=	=	0.41	
WBGss-389	WB2016	8/8/2000	Grab	Soil	0 1 NA	Pad 66, Plot 242	Semi-Volatile Organics	Benzo(b)fluoranthene	0.29	mg/kg	J	J	J	1.9	
WBGss-190	WB0915	5/6/1998	Grab	Surface Soil	0 1 FT		Semi-Volatile Organics	Benzo(b)fluoranthene	0.23	mg/kg	J	J	J	0.4	
WBGss-359	WB3027	8/9/2000	Grab	Soil	0 1 NA	Pad 59, Plot 108	Semi-Volatile Organics	Benzo(b)fluoranthene	0.2	mg/kg	J	J	J	0.38	
WBGss-122	WB0711	4/22/1998	Grab Composite	Surface Soil	0 1 FT		Semi-Volatile Organics	Benzo(b)fluoranthene	0.093	mg/kg	J	J	J	0.42	
WBGss-353	WB3024	8/9/2000	Grab	Soil	0 1 NA	Pad 58, Plot 251	Semi-Volatile Organics	Benzo(b)fluoranthene	0.054	mg/kg	J	J	J	0.38	
WBGss-326	WB1001	8/8/2000	Grab	Soil	0 1 NA	Pad 38, Plot 154	Semi-Volatile Organics	Benzo(b)fluoranthene	4.8	mg/kg	U	U	U	4.8	
WBGss-390	WB2018	8/8/2000	Grab	Soil	0 1 NA	Pad 66, Plot 243	Semi-Volatile Organics	Benzo(b)fluoranthene	3.9	mg/kg	U	U	U	3.9	
WBGss-325	WB1004	8/8/2000	Grab	Soil	0 1 NA	Pad 38, Plot 135	Semi-Volatile Organics	Benzo(b)fluoranthene	1.5	mg/kg	U	U	U	1.5	
WBGss-008	WBGSS-008-0463-SO	7/30/1996	Grab Composite	Surface Soil	0 2 FT	VOCs collected from 1.5- 2.0 ft depth.	Semi-Volatile Organics	Benzo(b)fluoranthene	0.69	mg/kg	U	U	U	0.69	
WBG-225	WBG4088	10/20/2000	Grab	Surface Soil	0 1 FT		Semi-Volatile Organics	Benzo(b)fluoranthene	0.44	mg/kg	U	U	U	0.44	
WBG-231	WBG4108	10/21/2000	Grab	Surface Soil	0 1 FT		Semi-Volatile Organics	Benzo(b)fluoranthene	0.43	mg/kg	U	U	U	0.43	
WBG-251	WBG4176	10/23/2000	Grab	Surface Soil	0 1 FT		Semi-Volatile Organics	Benzo(b)fluoranthene	0.43	mg/kg	U	U	U	0.43	
WBG-245	WBG4156	10/23/2000	Grab	Surface Soil	0 1 FT		Semi-Volatile Organics	Benzo(b)fluoranthene	0.41	mg/kg	U	U	U	0.41	
WBGss-313	WB1006	8/8/2000	Grab	Soil	0 1 NA	Pad 37, Plot 236	Semi-Volatile Organics	Benzo(b)fluoranthene	0.41	mg/kg	U	U	U	0.41	
WBG-236	WBG4125	10/20/2000	Grab	Surface Soil	0 1 FT		Semi-Volatile Organics	Benzo(b)fluoranthene	0.4	mg/kg	U	U	U	0.4	
WBGss-104	WB0693	4/23/1998	Grab Composite	Surface Soil	0 1 FT		Semi-Volatile Organics	Benzo(b)fluoranthene	0.4	mg/kg	U	U	U	0.4	
WBGss-299	WB1009	8/8/2000	Grab	Soil	0 1 NA	Pad 37, Plot 11	Semi-Volatile Organics	Benzo(b)fluoranthene	0.39	mg/kg	U	U	U	0.39	
WBGss-308	WB1008	8/8/2000	Grab	Soil	0 1 NA	Pad 37, Plot 130	Semi-Volatile Organics	Benzo(b)fluoranthene	0.39	mg/kg	U	U	U	0.39	
WBGss-322	WB1003	8/8/2000	Grab	Soil	0 1 NA	Pad 38, Plot 30	Semi-Volatile Organics	Benzo(b)fluoranthene	0.39	mg/kg	U	U	U	0.39	
WBGss-334	WB1005	8/8/2000	Grab	Soil	0 1 NA	Pad 38, Plot 295	Semi-Volatile Organics	Benzo(b)fluoranthene	0.39	mg/kg	U	U	U	0.39	
WBGss-362	WB3025	8/9/2000	Grab	Soil	0 1 NA	Pad 59, Plot 140	Semi-Volatile Organics	Benzo(b)fluoranthene	0.39	mg/kg	U	U	U	0.39	
WBGss-371	WB3026	8/9/2000	Grab	Soil	0 1 NA	Pad 59, Plot 253	Semi-Volatile Organics	Benzo(b)fluoranthene	0.39	mg/kg	U	U	U	0.39	
WBGss-111	WB0700	4/23/1998	Grab Composite	Surface Soil	0 1 FT		Semi-Volatile Organics	Benzo(b)fluoranthene	0.39	mg/kg	U	U	U	0.39	
WBGss-314	WB1007	8/8/2000	Grab	Soil	0 1 NA	Pad 37, Plot 265	Semi-Volatile Organics	Benzo(b)fluoranthene	0.38	mg/kg	U	U	U	0.38	
WBGss-324	WB1002	8/8/2000	Grab	Soil	0 1 NA	Pad 38, Plot 126	Semi-Volatile Organics	Benzo(b)fluoranthene	0.38	mg/kg	U	U	U	0.38	
WBGss-341	WB3019	8/9/2000	Grab	Soil	0 1 NA	Pad 58, Plot 45	Semi-Volatile Organics	Benzo(b)fluoranthene	0.38	mg/kg	U	U	U	0.38	
WBGss-344	WB3020	8/9/2000	Grab	Soil	0 1 NA	Pad 58, Plot 104	Semi-Volatile Organics	Benzo(b)fluoranthene	0.38	mg/kg	U	U	U	0.38	
WBGss-346	WB3022	8/9/2000	Grab	Soil	0 1 NA	Pad 58, Plot 156	Semi-Volatile Organics	Benzo(b)fluoranthene	0.38	mg/kg	U	U	U	0.38	
WBGss-347	WB3023	8/9/2000	Grab	Soil	0 1 NA	Pad 58, Plot 158	Semi-Volatile Organics	Benzo(b)fluoranthene	0.38	mg/kg	U	U	U	0.38	
WBGss-352	WB3021	8/9/2000	Grab	Soil	0 1 NA	Pad 58, Plot 234/235	Semi-Volatile Organics	Benzo(b)fluoranthene	0.38	mg/kg	U	U	U	0.38	
WBGss-192	WB0917	5/6/1998	Grab	Surface Soil	0 1 FT		Semi-Volatile Organics	Benzo(b)fluoranthene	0.37	mg/kg	U	U	U	0.37	
WBGss-051	WBGSS-051-0509-SO	8/8/1996	Grab Composite	Surface Soil	0 2 FT		Semi-Volatile Organics	Benzo(b)fluoranthene	0.34	mg/kg	U	U	U	0.34	
WBGss-066	WBGSS-066-0528-SO	8/9/1996	Grab Composite	Surface Soil	0 2 FT		Semi-Volatile Organics	Benzo(b)fluoranthene	0.34	mg/kg	U	U	U	0.34	
WBGss-072	WBGSS-072-0536-SO	8/9/1996	Grab Composite	Surface Soil	0 2 FT		Semi-Volatile Organics	Benzo(b)fluoranthene	0.34	mg/kg	U	U	U	0.34	
WBGss-021	WBGSS-021-0478-SO	8/5/1996	Grab Composite	Surface Soil	0 2 FT	Volatile samples collected at 1.5 ft bgs.	Semi-Volatile Organics	Benzo(b)fluoranthene	0.33	mg/kg	U	U	U	0.33	
WBGss-031	WBGSS-031-0488-SO	8/7/1996	Grab Composite	Surface Soil	0 2 FT	West of pad #37	Semi-Volatile Organics	Benzo(b)fluoranthene	0.33	mg/kg	U	U	U	0.33	
WBGss-076	WBGSS-076-0541-SO	8/9/1996	Grab Composite	Surface Soil	0 2 FT		Semi-Volatile Organics	Benzo(b)fluoranthene	0.33	mg/kg	U	U	U	0.33	
WBG-240	WBG4139	10/21/2000	Grab	Surface Soil	0 1 FT		Semi-Volatile Organics	Benzo(b)fluoranthene	0.41	mg/kg	U	UJ	UJ	0.41	K01
WBGss-388	WB2017	8/8/2000	Grab	Soil	0 1 NA	Pad 66, Plot 226	Semi-Volatile Organics	Benzo(ghi)perylene	1.1	mg/kg		=	=	0.39	
WBGss-191	WB0916	5/6/1998	Grab	Surface Soil	0 1 FT		Semi-Volatile Organics	Benzo(ghi)perylene	0.39	mg/kg	J	J	J	0.41	
WBG-261	WBG4210	10/23/2000	Grab	Surface Soil	0 1 FT		Semi-Volatile Organics	Benzo(ghi)perylene	0.21	mg/kg	J	J	J	0.41	
WBGss-131	WB0720	4/21/1998	Grab Composite	Surface Soil	0 1 FT		Semi-Volatile Organics	Benzo(ghi)perylene	0.17	mg/kg	J	J	J	0.4	
WBGss-359	WB3027	8/9/2000	Grab	Soil	0 1 NA	Pad 59, Plot 108	Semi-Volatile Organics	Benzo(ghi)perylene	0.12	mg/kg	J	J	J	0.38	
WBGss-190	WB0915	5/6/1998	Grab	Surface Soil	0 1 FT		Semi-Volatile Organics	Benzo(ghi)perylene	0.11	mg/kg	J	J	J	0.4	
WBGss-326	WB1001	8/8/2000	Grab	Soil	0 1 NA	Pad 38, Plot 154	Semi-Volatile Organics	Benzo(ghi)perylene	4.8	mg/kg	U	U	U	4.8	
WBGss-390	WB2018	8/8/2000	Grab	Soil	0 1 NA	Pad 66, Plot 243	Semi-Volatile Organics	Benzo(ghi)perylene	3.9	mg/kg	U	U	U	3.9	
WBGss-389	WB2016	8/8/2000	Grab	Soil	0 1 NA	Pad 66, Plot 242	Semi-Volatile Organics	Benzo(ghi)perylene	1.9	mg/kg	U	U	U	1.9	
WBGss-325	WB1004	8/8/2000	Grab	Soil	0 1 NA	Pad 38, Plot 135	Semi-Volatile Organics	Benzo(ghi)perylene	1.5	mg/kg	U	U	U	1.5	
WBGss-008	WBGSS-008-0463-SO	7/30/1996	Grab Composite	Surface Soil	0 2 FT	VOCs collected from 1.5- 2.0 ft depth.	Semi-Volatile Organics	Benzo(ghi)perylene	0.69	mg/kg	U	U	U	0.69	
WBG-225	WBG4088	10/20/2000	Grab	Surface Soil	0 1 FT		Semi-Volatile Organics	Benzo(ghi)perylene	0.44	mg/kg	U	U	U	0.44	
WBG-231	WBG4108	10/21/2000	Grab	Surface Soil	0 1 FT		Semi-Volatile Organics	Benzo(ghi)perylene	0.43	mg/kg	U	U	U	0.43	
WBG-251	WBG4176	10/23/2000	Grab	Surface Soil	0 1 FT		Semi-Volatile Organics	Benzo(ghi)perylene	0.43	mg/kg	U	U	U	0.43	
WBGss-122	WB0711	4/22/1998	Grab Composite	Surface Soil	0 1 FT		Semi-Volatile Organics	Benzo(ghi)perylene	0.42	mg/kg	U	U	U	0.42	
WBG-245	WBG4156	10/23/2000	Grab	Surface Soil	0 1 FT		Semi-Volatile Organics	Benzo(ghi)perylene	0.41	mg/kg	U	U	U	0.41	
WBGss-313	WB1006	8/8/2000	Grab	Soil	0 1 NA	Pad 37, Plot 236	Semi-Volatile Organics	Benzo(ghi)perylene	0.41	mg/kg	U	U	U	0.41	
WBG-236	WBG4125	10/20/2000	Grab	Surface Soil	0 1 FT		Semi-Volatile Organics	Benzo(ghi)perylene	0.4	mg/kg	U	U	U	0.4	
WBGss-104	WB0693	4/23/1998	Grab Composite	Surface Soil	0 1 FT		Semi-Volatile Organics	Benzo(ghi)perylene	0.4	mg/kg	U	U	U	0.4	
WBGss-299	WB1009	8/8/2000	Grab	Soil	0 1 NA	Pad 37, Plot 11	Semi-Volatile Organics	Benzo(ghi)perylene	0.39	mg/kg	U	U	U	0.39	
WBGss-308	WB1008	8/8/2000	Grab	Soil	0 1 NA	Pad 37, Plot 130	Semi-Volatile Organics	Benzo(ghi)perylene	0.39	mg/kg	U	U	U	0.39	
WBGss-322	WB1003	8/8/2000	Grab	Soil	0 1 NA	Pad 38, Plot 30	Semi-Volatile Organics	Benzo(ghi)perylene	0.39	mg/kg	U	U	U	0.39	
WBGss-334	WB1005	8/8/2000	Grab	Soil	0 1 NA	Pad 38, Plot 295	Semi-Volatile Organics	Benzo(ghi)perylene	0.39	mg/kg	U	U	U	0.39	
WBGss-362	WB3025	8/9/2000	Grab	Soil	0 1 NA	Pad 59, Plot 140	Semi-Volatile Organics	Benzo(ghi)perylene	0.39	mg/kg	U	U	U	0.39	
WBGss-371	WB3026	8/9/2000	Grab	Soil	0 1 NA	Pad 59, Plot 253	Semi-Volatile Organics	Benzo(ghi)perylene	0.39	mg/kg	U	U	U	0.39	
WBGss-111	WB0700	4/23/1998	Grab Composite	Surface Soil	0 1 FT		Semi-Volatile Organics	Benzo(ghi)perylene	0.39	mg/kg	U	U	U	0.39	
WBGss-314	WB1007	8/8/2000	Grab	Soil	0 1 NA	Pad 37, Plot 265	Semi-Volatile Organics	Benzo(ghi)perylene	0.38	mg/kg	U	U	U	0.38	
WBGss-324	WB1002	8/8/2000	Grab	Soil	0 1 NA	Pad 38, Plot 126	Semi-Volatile Organics	Benzo(ghi)perylene	0.38	mg/kg	U	U	U	0.38	
WBGss-341	WB3019	8/9/2000	Grab	Soil	0 1 NA	Pad 58, Plot 45	Semi-Volatile Organics	Benzo(ghi)perylene	0.38	mg/kg	U	U	U	0.38	
WBGss-344	WB3020	8/9/2000	Grab	Soil	0 1 NA	Pad 58, Plot 104	Semi-Volatile Organics	Benzo(ghi)perylene	0.38	mg/kg	U	U	U	0.38	
WBGss-346	WB3022	8/9/2000	Grab	Soil	0 1 NA	Pad 58, Plot 156	Semi-Volatile Organics	Benzo(ghi)perylene	0.38	mg/kg	U	U	U	0.38	
WBGss-347	WB3023	8/9/2000	Grab	Soil	0 1 NA	Pad 58, Plot 158	Semi-Volatile Organics	Benzo(ghi)perylene	0.38	mg/kg	U	U	U	0.38	
WBGss-352	WB3021	8/9/2000	Grab	Soil	0 1 NA	Pad 58, Plot 234/235	Semi-Volatile Organics	Benzo(ghi)perylene	0.38	mg/kg	U	U	U	0.38	
WBGss-353	WB3024	8/9/2000	Grab	Soil	0 1 NA	Pad 58, Plot 251	Semi-Volatile Organics	Benzo(ghi)perylene	0.38	mg/kg	U	U	U	0.38	
WBGss-192	WB0917	5/6/1998	Grab	Surface Soil	0 1 FT		Semi-Volatile Organics	Benzo(ghi)perylene	0.37	mg/kg	U	U	U	0.37	
WBGss-051	WBGSS-051-0509-SO	8/8/1996	Grab Composite	Surface Soil	0 2 FT		Semi-Volatile Organics	Benzo(ghi)perylene	0.34	mg/kg	U	U	U	0.34	
WBGss-066	WBGSS-066-0528-SO	8/9/1996	Grab Composite	Surface Soil	0 2 FT		Semi-Volatile Organics	Benzo(ghi)perylene	0.34	mg/kg	U	U	U	0.34	
WBGss-072	WBGSS-072-0536-SO	8/9/1996	Grab Composite	Surface Soil	0 2 FT		Semi-Volatile Organics	Benzo(ghi)perylene	0.34	mg/kg	U	U	U	0.34	
WBGss-021	WBGSS-021-0478-SO	8/5/1996	Grab Composite	Surface Soil	0 2 FT	Volatile samples collected at 1.5 ft bgs.	Semi-Volatile Organics	Benzo(ghi)perylene	0.33	mg/kg	U	U	U	0.33	
WBGss-031	WBGSS-031-0488-SO	8/7/1996	Grab Composite	Surface Soil	0 2 FT	West of pad #37	Semi-Volatile Organics	Benzo(ghi)perylene	0.33	mg/kg	U	U	U	0.33	
WBGss-076	WBGSS-076-0541-SO	8/9/1996	Grab Composite	Surface Soil	0 2 FT		Semi-Volatile Organics	Benzo(ghi)perylene	0.33	mg/kg	U	U	U	0.33	
WBG-240	WBG4139	10/21/2000	Grab	Surface Soil	0 1 FT		Semi-Volatile Organics	Benzo(ghi)perylene	0.41	mg/kg	U	UJ	UJ	0.41	K01
WBGss-388	WB2017	8/8/2000	Grab	Soil	0 1 NA	Pad 66, Plot 226	Semi-Volatile Organics	Benzo(k)fluoranthene	1.1	mg/kg		=	=	0.39	
WBGss-191	WB0916	5/6/1998	Grab	Surface Soil	0 1 FT		Semi-Volatile Organics	Benzo(k)fluoranthene	0.5	mg/kg		=	=	0.41	
WBGss-131	WB0720	4/21/1998	Grab Composite	Surface Soil	0 1 FT		Semi-Volatile Organics	Benzo(k)fluoranthene	0.35	mg/kg	J	J	J	0.4	
WBG-261	WBG4210	10/23/2000	Grab	Surface Soil	0 1 FT		Semi-Volatile Organics	Benzo(k)fluoranthene	0.12	mg/kg	J	J	J	0.41	
WBGss-190	WB0915	5/6/1998	Grab	Surface Soil	0 1 FT		Semi-Volatile Organics	Benzo(k)fluoranthene	0.091	mg/kg	J	J	J	0.4	
WBGss-359	WB3027	8/9/2000	Grab	Soil	0 1 NA	Pad 59, Plot 108	Semi-Volatile Organics	Benzo(k)fluoranthene	0.065	mg/kg	J	J	J	0.38	
WBGss-326	WB1001	8/8/2000	Grab	Soil	0 1 NA	Pad 38, Plot 154	Semi-Volatile Organics	Benzo(k)fluoranthene	4.8	mg/kg	U	U	U	4.8	
WBGss-390	WB2018	8/8/2000	Grab	Soil	0 1 NA	Pad 66, Plot 243	Semi-Volatile Organics	Benzo(k)fluoranthene	3.9	mg/kg	U	U	U	3.9	

Station	Sample ID	Date Collected	Sample Type	Media	Depth	Sample Comment	Analysis	Chemical	Results	Units	Lab Qual	Data Qual	Qual	Detection Limit	Validation Code
WBGss-389	WB2016	8/8/2000	Grab	Soil	0 1 NA	Pad 66, Plot 242	Semi-Volatile Organics	Benzo(k)fluoranthene	1.9	mg/kg	U	U	U	1.9	
WBGss-325	WB1004	8/8/2000	Grab	Soil	0 1 NA	Pad 38, Plot 135	Semi-Volatile Organics	Benzo(k)fluoranthene	1.5	mg/kg	U	U	U	1.5	
WBGss-008	WBGSS-008-0463-SO	7/30/1996	Grab Composite	Surface Soil	0 2 FT	VOCs collected from 1.5- 2.0 ft depth.	Semi-Volatile Organics	Benzo(k)fluoranthene	0.69	mg/kg	U	U	U	0.69	
WBG-225	WBG4088	10/20/2000	Grab	Surface Soil	0 1 FT		Semi-Volatile Organics	Benzo(k)fluoranthene	0.44	mg/kg	U	U	U	0.44	
WBG-231	WBG4108	10/21/2000	Grab	Surface Soil	0 1 FT		Semi-Volatile Organics	Benzo(k)fluoranthene	0.43	mg/kg	U	U	U	0.43	
WBG-251	WBG4176	10/23/2000	Grab	Surface Soil	0 1 FT		Semi-Volatile Organics	Benzo(k)fluoranthene	0.43	mg/kg	U	U	U	0.43	
WBGss-122	WB0711	4/22/1998	Grab Composite	Surface Soil	0 1 FT		Semi-Volatile Organics	Benzo(k)fluoranthene	0.42	mg/kg	U	U	U	0.42	
WBG-245	WBG4156	10/23/2000	Grab	Surface Soil	0 1 FT		Semi-Volatile Organics	Benzo(k)fluoranthene	0.41	mg/kg	U	U	U	0.41	
WBGss-313	WB1006	8/8/2000	Grab	Soil	0 1 NA	Pad 37, Plot 236	Semi-Volatile Organics	Benzo(k)fluoranthene	0.41	mg/kg	U	U	U	0.41	
WBG-236	WBG4125	10/20/2000	Grab	Surface Soil	0 1 FT		Semi-Volatile Organics	Benzo(k)fluoranthene	0.4	mg/kg	U	U	U	0.4	
WBGss-104	WB0693	4/23/1998	Grab Composite	Surface Soil	0 1 FT		Semi-Volatile Organics	Benzo(k)fluoranthene	0.4	mg/kg	U	U	U	0.4	
WBGss-299	WB1009	8/8/2000	Grab	Soil	0 1 NA	Pad 37, Plot 11	Semi-Volatile Organics	Benzo(k)fluoranthene	0.39	mg/kg	U	U	U	0.39	
WBGss-308	WB1008	8/8/2000	Grab	Soil	0 1 NA	Pad 37, Plot 130	Semi-Volatile Organics	Benzo(k)fluoranthene	0.39	mg/kg	U	U	U	0.39	
WBGss-322	WB1003	8/8/2000	Grab	Soil	0 1 NA	Pad 38, Plot 30	Semi-Volatile Organics	Benzo(k)fluoranthene	0.39	mg/kg	U	U	U	0.39	
WBGss-334	WB1005	8/8/2000	Grab	Soil	0 1 NA	Pad 38, Plot 295	Semi-Volatile Organics	Benzo(k)fluoranthene	0.39	mg/kg	U	U	U	0.39	
WBGss-362	WB3025	8/9/2000	Grab	Soil	0 1 NA	Pad 59, Plot 140	Semi-Volatile Organics	Benzo(k)fluoranthene	0.39	mg/kg	U	U	U	0.39	
WBGss-371	WB3026	8/9/2000	Grab	Soil	0 1 NA	Pad 59, Plot 253	Semi-Volatile Organics	Benzo(k)fluoranthene	0.39	mg/kg	U	U	U	0.39	
WBGss-111	WB0700	4/23/1998	Grab Composite	Surface Soil	0 1 FT		Semi-Volatile Organics	Benzo(k)fluoranthene	0.39	mg/kg	U	U	U	0.39	
WBGss-314	WB1007	8/8/2000	Grab	Soil	0 1 NA	Pad 37, Plot 265	Semi-Volatile Organics	Benzo(k)fluoranthene	0.38	mg/kg	U	U	U	0.38	
WBGss-324	WB1002	8/8/2000	Grab	Soil	0 1 NA	Pad 38, Plot 126	Semi-Volatile Organics	Benzo(k)fluoranthene	0.38	mg/kg	U	U	U	0.38	
WBGss-341	WB3019	8/9/2000	Grab	Soil	0 1 NA	Pad 58, Plot 45	Semi-Volatile Organics	Benzo(k)fluoranthene	0.38	mg/kg	U	U	U	0.38	
WBGss-344	WB3020	8/9/2000	Grab	Soil	0 1 NA	Pad 58, Plot 104	Semi-Volatile Organics	Benzo(k)fluoranthene	0.38	mg/kg	U	U	U	0.38	
WBGss-346	WB3022	8/9/2000	Grab	Soil	0 1 NA	Pad 58, Plot 156	Semi-Volatile Organics	Benzo(k)fluoranthene	0.38	mg/kg	U	U	U	0.38	
WBGss-347	WB3023	8/9/2000	Grab	Soil	0 1 NA	Pad 58, Plot 158	Semi-Volatile Organics	Benzo(k)fluoranthene	0.38	mg/kg	U	U	U	0.38	
WBGss-352	WB3021	8/9/2000	Grab	Soil	0 1 NA	Pad 58, Plot 234/235	Semi-Volatile Organics	Benzo(k)fluoranthene	0.38	mg/kg	U	U	U	0.38	
WBGss-353	WB3024	8/9/2000	Grab	Soil	0 1 NA	Pad 58, Plot 251	Semi-Volatile Organics	Benzo(k)fluoranthene	0.38	mg/kg	U	U	U	0.38	
WBGss-192	WB0917	5/6/1998	Grab	Surface Soil	0 1 FT		Semi-Volatile Organics	Benzo(k)fluoranthene	0.37	mg/kg	U	U	U	0.37	
WBGss-051	WBGSS-051-0509-SO	8/8/1996	Grab Composite	Surface Soil	0 2 FT		Semi-Volatile Organics	Benzo(k)fluoranthene	0.34	mg/kg	U	U	U	0.34	
WBGss-066	WBGSS-066-0528-SO	8/9/1996	Grab Composite	Surface Soil	0 2 FT		Semi-Volatile Organics	Benzo(k)fluoranthene	0.34	mg/kg	U	U	U	0.34	
WBGss-072	WBGSS-072-0536-SO	8/9/1996	Grab Composite	Surface Soil	0 2 FT		Semi-Volatile Organics	Benzo(k)fluoranthene	0.34	mg/kg	U	U	U	0.34	
WBGss-021	WBGSS-021-0478-SO	8/5/1996	Grab Composite	Surface Soil	0 2 FT	Volatile samples collected at 1.5 ft bgs.	Semi-Volatile Organics	Benzo(k)fluoranthene	0.33	mg/kg	U	U	U	0.33	
WBGss-031	WBGSS-031-0488-SO	8/7/1996	Grab Composite	Surface Soil	0 2 FT	West of pad #37	Semi-Volatile Organics	Benzo(k)fluoranthene	0.33	mg/kg	U	U	U	0.33	
WBGss-076	WBGSS-076-0541-SO	8/9/1996	Grab Composite	Surface Soil	0 2 FT		Semi-Volatile Organics	Benzo(k)fluoranthene	0.33	mg/kg	U	U	U	0.33	
WBG-240	WBG4139	10/21/2000	Grab	Surface Soil	0 1 FT		Semi-Volatile Organics	Benzo(k)fluoranthene	0.41	mg/kg	U	UJ	UJ	0.41	K01
WBGss-362	WB3025	8/9/2000	Grab	Soil	0 1 NA	Pad 59, Plot 140	Semi-Volatile Organics	Bis(2-ethylhexyl)phthalate	0.14	mg/kg	J	J	J	0.39	
WBGss-359	WB3027	8/9/2000	Grab	Soil	0 1 NA	Pad 59, Plot 108	Semi-Volatile Organics	Bis(2-ethylhexyl)phthalate	0.13	mg/kg	J	J	J	0.38	
WBGss-031	WBGSS-031-0488-SO	8/7/1996	Grab Composite	Surface Soil	0 2 FT	West of pad #37	Semi-Volatile Organics	Bis(2-ethylhexyl)phthalate	0.034	mg/kg	J	J	J	0.33	
WBGss-326	WB1001	8/8/2000	Grab	Soil	0 1 NA	Pad 38, Plot 154	Semi-Volatile Organics	Bis(2-ethylhexyl)phthalate	4.8	mg/kg	U	U	U	4.8	
WBGss-390	WB2018	8/8/2000	Grab	Soil	0 1 NA	Pad 66, Plot 243	Semi-Volatile Organics	Bis(2-ethylhexyl)phthalate	3.9	mg/kg	U	U	U	3.9	
WBGss-389	WB2016	8/8/2000	Grab	Soil	0 1 NA	Pad 66, Plot 242	Semi-Volatile Organics	Bis(2-ethylhexyl)phthalate	1.9	mg/kg	U	U	U	1.9	
WBGss-325	WB1004	8/8/2000	Grab	Soil	0 1 NA	Pad 38, Plot 135	Semi-Volatile Organics	Bis(2-ethylhexyl)phthalate	1.5	mg/kg	U	U	U	1.5	
WBGss-008	WBGSS-008-0463-SO	7/30/1996	Grab Composite	Surface Soil	0 2 FT	VOCs collected from 1.5- 2.0 ft depth.	Semi-Volatile Organics	Bis(2-ethylhexyl)phthalate	0.69	mg/kg	U	U	U	0.69	
WBG-225	WBG4088	10/20/2000	Grab	Surface Soil	0 1 FT		Semi-Volatile Organics	Bis(2-ethylhexyl)phthalate	0.44	mg/kg	U	U	U	0.44	
WBG-231	WBG4108	10/21/2000	Grab	Surface Soil	0 1 FT		Semi-Volatile Organics	Bis(2-ethylhexyl)phthalate	0.43	mg/kg	U	U	U	0.43	
WBG-251	WBG4176	10/23/2000	Grab	Surface Soil	0 1 FT		Semi-Volatile Organics	Bis(2-ethylhexyl)phthalate	0.43	mg/kg	U	U	U	0.43	
WBGss-122	WB0711	4/22/1998	Grab Composite	Surface Soil	0 1 FT		Semi-Volatile Organics	Bis(2-ethylhexyl)phthalate	0.42	mg/kg	U	U	U	0.42	
WBG-245	WBG4156	10/23/2000	Grab	Surface Soil	0 1 FT		Semi-Volatile Organics	Bis(2-ethylhexyl)phthalate	0.41	mg/kg	U	U	U	0.41	
WBG-261	WBG4210	10/23/2000	Grab	Surface Soil	0 1 FT		Semi-Volatile Organics	Bis(2-ethylhexyl)phthalate	0.41	mg/kg	U	U	U	0.41	
WBGss-191	WB0916	5/6/1998	Grab	Surface Soil	0 1 FT		Semi-Volatile Organics	Bis(2-ethylhexyl)phthalate	0.41	mg/kg	U	U	U	0.41	
WBGss-313	WB1006	8/8/2000	Grab	Soil	0 1 NA	Pad 37, Plot 236	Semi-Volatile Organics	Bis(2-ethylhexyl)phthalate	0.41	mg/kg	U	U	U	0.41	
WBG-236	WBG4125	10/20/2000	Grab	Surface Soil	0 1 FT		Semi-Volatile Organics	Bis(2-ethylhexyl)phthalate	0.4	mg/kg	U	U	U	0.4	
WBGss-190	WB0915	5/6/1998	Grab	Surface Soil	0 1 FT		Semi-Volatile Organics	Bis(2-ethylhexyl)phthalate	0.4	mg/kg	U	U	U	0.4	
WBGss-104	WB0693	4/23/1998	Grab Composite	Surface Soil	0 1 FT		Semi-Volatile Organics	Bis(2-ethylhexyl)phthalate	0.4	mg/kg	U	U	U	0.4	
WBGss-131	WB0720	4/21/1998	Grab Composite	Surface Soil	0 1 FT		Semi-Volatile Organics	Bis(2-ethylhexyl)phthalate	0.4	mg/kg	U	U	U	0.4	
WBGss-299	WB1009	8/8/2000	Grab	Soil	0 1 NA	Pad 37, Plot 11	Semi-Volatile Organics	Bis(2-ethylhexyl)phthalate	0.39	mg/kg	U	U	U	0.39	
WBGss-308	WB1008	8/8/2000	Grab	Soil	0 1 NA	Pad 37, Plot 130	Semi-Volatile Organics	Bis(2-ethylhexyl)phthalate	0.39	mg/kg	U	U	U	0.39	
WBGss-322	WB1003	8/8/2000	Grab	Soil	0 1 NA	Pad 38, Plot 30	Semi-Volatile Organics	Bis(2-ethylhexyl)phthalate	0.39	mg/kg	U	U	U	0.39	
WBGss-334	WB1005	8/8/2000	Grab	Soil	0 1 NA	Pad 38, Plot 295	Semi-Volatile Organics	Bis(2-ethylhexyl)phthalate	0.39	mg/kg	U	U	U	0.39	
WBGss-371	WB3026	8/9/2000	Grab	Soil	0 1 NA	Pad 59, Plot 253	Semi-Volatile Organics	Bis(2-ethylhexyl)phthalate	0.39	mg/kg	U	U	U	0.39	
WBGss-388	WB2017	8/8/2000	Grab	Soil	0 1 NA	Pad 66, Plot 226	Semi-Volatile Organics	Bis(2-ethylhexyl)phthalate	0.39	mg/kg	U	U	U	0.39	
WBGss-111	WB0700	4/23/1998	Grab Composite	Surface Soil	0 1 FT		Semi-Volatile Organics	Bis(2-ethylhexyl)phthalate	0.39	mg/kg	U	U	U	0.39	
WBGss-314	WB1007	8/8/2000	Grab	Soil	0 1 NA	Pad 37, Plot 265	Semi-Volatile Organics	Bis(2-ethylhexyl)phthalate	0.38	mg/kg	U	U	U	0.38	
WBGss-324	WB1002	8/8/2000	Grab	Soil	0 1 NA	Pad 38, Plot 126	Semi-Volatile Organics	Bis(2-ethylhexyl)phthalate	0.38	mg/kg	U	U	U	0.38	
WBGss-341	WB3019	8/9/2000	Grab	Soil	0 1 NA	Pad 58, Plot 45	Semi-Volatile Organics	Bis(2-ethylhexyl)phthalate	0.38	mg/kg	U	U	U	0.38	
WBGss-344	WB3020	8/9/2000	Grab	Soil	0 1 NA	Pad 58, Plot 104	Semi-Volatile Organics	Bis(2-ethylhexyl)phthalate	0.38	mg/kg	U	U	U	0.38	
WBGss-346	WB3022	8/9/2000	Grab	Soil	0 1 NA	Pad 58, Plot 156	Semi-Volatile Organics	Bis(2-ethylhexyl)phthalate	0.38	mg/kg	U	U	U	0.38	
WBGss-347	WB3023	8/9/2000	Grab	Soil	0 1 NA	Pad 58, Plot 158	Semi-Volatile Organics	Bis(2-ethylhexyl)phthalate	0.38	mg/kg	U	U	U	0.38	
WBGss-352	WB3021	8/9/2000	Grab	Soil	0 1 NA	Pad 58, Plot 234/235	Semi-Volatile Organics	Bis(2-ethylhexyl)phthalate	0.38	mg/kg	U	U	U	0.38	
WBGss-353	WB3024	8/9/2000	Grab	Soil	0 1 NA	Pad 58, Plot 251	Semi-Volatile Organics	Bis(2-ethylhexyl)phthalate	0.38	mg/kg	U	U	U	0.38	
WBGss-192	WB0917	5/6/1998	Grab	Surface Soil	0 1 FT		Semi-Volatile Organics	Bis(2-ethylhexyl)phthalate	0.37	mg/kg	U	U	U	0.37	
WBGss-051	WBGSS-051-0509-SO	8/8/1996	Grab Composite	Surface Soil	0 2 FT		Semi-Volatile Organics	Bis(2-ethylhexyl)phthalate	0.34	mg/kg	U	U	U	0.34	
WBGss-066	WBGSS-066-0528-SO	8/9/1996	Grab Composite	Surface Soil	0 2 FT		Semi-Volatile Organics	Bis(2-ethylhexyl)phthalate	0.34	mg/kg	U	U	U	0.34	
WBGss-072	WBGSS-072-0536-SO	8/9/1996	Grab Composite	Surface Soil	0 2 FT		Semi-Volatile Organics	Bis(2-ethylhexyl)phthalate	0.34	mg/kg	U	U	U	0.34	
WBGss-021	WBGSS-021-0478-SO	8/5/1996	Grab Composite	Surface Soil	0 2 FT	Volatile samples collected at 1.5 ft bgs.	Semi-Volatile Organics	Bis(2-ethylhexyl)phthalate	0.33	mg/kg	U	U	U	0.33	
WBGss-076	WBGSS-076-0541-SO	8/9/1996	Grab Composite	Surface Soil	0 2 FT		Semi-Volatile Organics	Bis(2-ethylhexyl)phthalate	0.33	mg/kg	U	U	U	0.33	
WBG-240	WBG4139	10/21/2000	Grab	Surface Soil	0 1 FT		Semi-Volatile Organics	Bis(2-ethylhexyl)phthalate	0.41	mg/kg	U	UJ	UJ	0.41	K01
WBGss-388	WB2017	8/8/2000	Grab	Soil	0 1 NA	Pad 66, Plot 226	Semi-Volatile Organics	Carbazole	0.41	mg/kg		=	=	0.39	
WBGss-191	WB0916	5/6/1998	Grab	Surface Soil	0 1 FT		Semi-Volatile Organics	Carbazole	0.27	mg/kg	J	J	J	0.41	
WBGss-131	WB0720	4/21/1998	Grab Composite	Surface Soil	0 1 FT		Semi-Volatile Organics	Carbazole	0.2	mg/kg	J	J	J	0.4	
WBGss-326	WB1001	8/8/2000	Grab	Soil	0 1 NA	Pad 38, Plot 154	Semi-Volatile Organics	Carbazole	4.8	mg/kg	U	U	U	4.8	
WBGss-390	WB2018	8/8/2000	Grab	Soil	0 1 NA	Pad 66, Plot 243	Semi-Volatile Organics	Carbazole	3.9	mg/kg	U	U	U	3.9	
WBGss-389	WB2016	8/8/2000	Grab	Soil	0 1 NA	Pad 66, Plot 242	Semi-Volatile Organics	Carbazole	1.9	mg/kg	U	U	U	1.9	
WBGss-325	WB1004	8/8/2000	Grab	Soil	0 1 NA	Pad 38, Plot 135	Semi-Volatile Organics	Carbazole	1.5	mg/kg	U	U	U	1.5	
WBGss-008	WBGSS-008-0463-SO	7/30/1996	Grab Composite	Surface Soil	0 2 FT	VOCs collected from 1.5- 2.0 ft depth.	Semi-Volatile Organics	Carbazole	0.69	mg/kg	U	U	U	0.69	
WBG-225	WBG4088	10/20/2000	Grab	Surface Soil	0 1 FT		Semi-Volatile Organics	Carbazole	0.44	mg/kg	U	U	U	0.44	
WBG-231	WBG4108	10/21/2000	Grab	Surface Soil	0 1 FT		Semi-Volatile Organics	Carbazole	0.43	mg/kg	U	U	U	0.43	
WBG-251	WBG4176	10/23/2000	Grab	Surface Soil	0 1 FT		Semi-Volatile Organics	Carbazole	0.43	mg/kg	U	U	U	0.43	
WBGss-122	WB0711	4/22/1998	Grab Composite	Surface Soil	0 1 FT		Semi-Volatile Organics	Carbazole	0.42	mg/kg	U	U	U	0.42	
WBG-240	WBG4139	10/21/2000	Grab	Surface Soil	0 1 FT		Semi-Volatile Organics	Carbazole	0.41	mg/kg	U	U	U	0.41	
WBG-245	WBG4156	10/23/2000	Grab	Surface Soil	0 1 FT		Semi-Volatile Organics	Carbazole	0.41	mg/kg	U	U	U	0.41	
WBG-261	WBG4210	10/23/2000	Grab	Surface Soil	0 1 FT		Semi-Volatile Organics	Carbazole	0.41	mg/kg	U	U	U	0.41	
WBGss-313	WB1006	8/8/2000	Grab	Soil	0 1 NA	Pad 37, Plot 236	Semi-Volatile Organics	Carbazole	0.41	mg/kg	U	U	U	0.41	
WBG-236	WBG4125	10/20/2000	Grab	Surface Soil	0 1 FT		Semi-Volatile Organics	Carbazole	0.4	mg/kg	U	U	U	0.4	

Station	Sample ID	Date Collected	Sample Type	Media	Depth	Sample Comment	Analysis	Chemical	Results	Units	Lab Qual	Data Qual	Qual	Detection Limit	Validation Code
WBGss-190	WB0915	5/6/1998	Grab	Surface Soil	0 1 FT		Semi-Volatile Organics	Carbazole	0.4	mg/kg	U	U	U	0.4	
WBGss-104	WB0693	4/23/1998	Grab Composite	Surface Soil	0 1 FT		Semi-Volatile Organics	Carbazole	0.4	mg/kg	U	U	U	0.4	
WBGss-299	WB1009	8/8/2000	Grab	Soil	0 1 NA	Pad 37, Plot 11	Semi-Volatile Organics	Carbazole	0.39	mg/kg	U	U	U	0.39	
WBGss-308	WB1008	8/8/2000	Grab	Soil	0 1 NA	Pad 37, Plot 130	Semi-Volatile Organics	Carbazole	0.39	mg/kg	U	U	U	0.39	
WBGss-322	WB1003	8/8/2000	Grab	Soil	0 1 NA	Pad 38, Plot 30	Semi-Volatile Organics	Carbazole	0.39	mg/kg	U	U	U	0.39	
WBGss-334	WB1005	8/8/2000	Grab	Soil	0 1 NA	Pad 38, Plot 295	Semi-Volatile Organics	Carbazole	0.39	mg/kg	U	U	U	0.39	
WBGss-362	WB3025	8/9/2000	Grab	Soil	0 1 NA	Pad 59, Plot 140	Semi-Volatile Organics	Carbazole	0.39	mg/kg	U	U	U	0.39	
WBGss-371	WB3026	8/9/2000	Grab	Soil	0 1 NA	Pad 59, Plot 253	Semi-Volatile Organics	Carbazole	0.39	mg/kg	U	U	U	0.39	
WBGss-111	WB0700	4/23/1998	Grab Composite	Surface Soil	0 1 FT		Semi-Volatile Organics	Carbazole	0.39	mg/kg	U	U	U	0.39	
WBGss-314	WB1007	8/8/2000	Grab	Soil	0 1 NA	Pad 37, Plot 265	Semi-Volatile Organics	Carbazole	0.38	mg/kg	U	U	U	0.38	
WBGss-324	WB1002	8/8/2000	Grab	Soil	0 1 NA	Pad 38, Plot 126	Semi-Volatile Organics	Carbazole	0.38	mg/kg	U	U	U	0.38	
WBGss-341	WB3019	8/9/2000	Grab	Soil	0 1 NA	Pad 58, Plot 45	Semi-Volatile Organics	Carbazole	0.38	mg/kg	U	U	U	0.38	
WBGss-344	WB3020	8/9/2000	Grab	Soil	0 1 NA	Pad 58, Plot 104	Semi-Volatile Organics	Carbazole	0.38	mg/kg	U	U	U	0.38	
WBGss-346	WB3022	8/9/2000	Grab	Soil	0 1 NA	Pad 58, Plot 156	Semi-Volatile Organics	Carbazole	0.38	mg/kg	U	U	U	0.38	
WBGss-347	WB3023	8/9/2000	Grab	Soil	0 1 NA	Pad 58, Plot 158	Semi-Volatile Organics	Carbazole	0.38	mg/kg	U	U	U	0.38	
WBGss-352	WB3021	8/9/2000	Grab	Soil	0 1 NA	Pad 58, Plot 234/235	Semi-Volatile Organics	Carbazole	0.38	mg/kg	U	U	U	0.38	
WBGss-353	WB3024	8/9/2000	Grab	Soil	0 1 NA	Pad 58, Plot 251	Semi-Volatile Organics	Carbazole	0.38	mg/kg	U	U	U	0.38	
WBGss-359	WB3027	8/9/2000	Grab	Soil	0 1 NA	Pad 59, Plot 108	Semi-Volatile Organics	Carbazole	0.38	mg/kg	U	U	U	0.38	
WBGss-192	WB0917	5/6/1998	Grab	Surface Soil	0 1 FT		Semi-Volatile Organics	Carbazole	0.37	mg/kg	U	U	U	0.37	
WBGss-051	WBGSS-051-0509-SO	8/8/1996	Grab Composite	Surface Soil	0 2 FT		Semi-Volatile Organics	Carbazole	0.34	mg/kg	U	U	U	0.34	
WBGss-066	WBGSS-066-0528-SO	8/9/1996	Grab Composite	Surface Soil	0 2 FT		Semi-Volatile Organics	Carbazole	0.34	mg/kg	U	U	U	0.34	
WBGss-072	WBGSS-072-0536-SO	8/9/1996	Grab Composite	Surface Soil	0 2 FT		Semi-Volatile Organics	Carbazole	0.34	mg/kg	U	U	U	0.34	
WBGss-021	WBGSS-021-0478-SO	8/5/1996	Grab Composite	Surface Soil	0 2 FT	Volatile samples collected at 1.5 ft bgs.	Semi-Volatile Organics	Carbazole	0.33	mg/kg	U	U	U	0.33	
WBGss-031	WBGSS-031-0488-SO	8/7/1996	Grab Composite	Surface Soil	0 2 FT	West of pad #37	Semi-Volatile Organics	Carbazole	0.33	mg/kg	U	U	U	0.33	
WBGss-076	WBGSS-076-0541-SO	8/9/1996	Grab Composite	Surface Soil	0 2 FT		Semi-Volatile Organics	Carbazole	0.33	mg/kg	U	U	U	0.33	
WBGss-388	WB2017	8/8/2000	Grab	Soil	0 1 NA	Pad 66, Plot 226	Semi-Volatile Organics	Chrysene	2.3	mg/kg		=	=	0.39	
WBGss-191	WB0916	5/6/1998	Grab	Surface Soil	0 1 FT		Semi-Volatile Organics	Chrysene	1	mg/kg		=	=	0.41	
WBGss-131	WB0720	4/21/1998	Grab Composite	Surface Soil	0 1 FT		Semi-Volatile Organics	Chrysene	0.62	mg/kg		=	=	0.4	
WBG-261	WBG4210	10/23/2000	Grab	Surface Soil	0 1 FT		Semi-Volatile Organics	Chrysene	0.43	mg/kg		=	=	0.41	
WBGss-190	WB0915	5/6/1998	Grab	Surface Soil	0 1 FT		Semi-Volatile Organics	Chrysene	0.18	mg/kg	J	J	J	0.4	
WBGss-359	WB3027	8/9/2000	Grab	Soil	0 1 NA	Pad 59, Plot 108	Semi-Volatile Organics	Chrysene	0.11	mg/kg	J	J	J	0.38	
WBGss-122	WB0711	4/22/1998	Grab Composite	Surface Soil	0 1 FT		Semi-Volatile Organics	Chrysene	0.05	mg/kg	J	J	J	0.42	
WBGss-326	WB1001	8/8/2000	Grab	Soil	0 1 NA	Pad 38, Plot 154	Semi-Volatile Organics	Chrysene	4.8	mg/kg	U	U	U	4.8	
WBGss-390	WB2018	8/8/2000	Grab	Soil	0 1 NA	Pad 66, Plot 243	Semi-Volatile Organics	Chrysene	3.9	mg/kg	U	U	U	3.9	
WBGss-389	WB2016	8/8/2000	Grab	Soil	0 1 NA	Pad 66, Plot 242	Semi-Volatile Organics	Chrysene	1.9	mg/kg	U	U	U	1.9	
WBGss-325	WB1004	8/8/2000	Grab	Soil	0 1 NA	Pad 38, Plot 135	Semi-Volatile Organics	Chrysene	1.5	mg/kg	U	U	U	1.5	
WBGss-008	WBGSS-008-0463-SO	7/30/1996	Grab Composite	Surface Soil	0 2 FT	VOCs collected from 1.5- 2.0 ft depth.	Semi-Volatile Organics	Chrysene	0.69	mg/kg	U	U	U	0.69	
WBG-225	WBG4088	10/20/2000	Grab	Surface Soil	0 1 FT		Semi-Volatile Organics	Chrysene	0.44	mg/kg	U	U	U	0.44	
WBG-231	WBG4108	10/21/2000	Grab	Surface Soil	0 1 FT		Semi-Volatile Organics	Chrysene	0.43	mg/kg	U	U	U	0.43	
WBG-251	WBG4176	10/23/2000	Grab	Surface Soil	0 1 FT		Semi-Volatile Organics	Chrysene	0.43	mg/kg	U	U	U	0.43	
WBG-245	WBG4156	10/23/2000	Grab	Surface Soil	0 1 FT		Semi-Volatile Organics	Chrysene	0.41	mg/kg	U	U	U	0.41	
WBGss-313	WB1006	8/8/2000	Grab	Soil	0 1 NA	Pad 37, Plot 236	Semi-Volatile Organics	Chrysene	0.41	mg/kg	U	U	U	0.41	
WBG-236	WBG4125	10/20/2000	Grab	Surface Soil	0 1 FT		Semi-Volatile Organics	Chrysene	0.4	mg/kg	U	U	U	0.4	
WBGss-104	WB0693	4/23/1998	Grab Composite	Surface Soil	0 1 FT		Semi-Volatile Organics	Chrysene	0.4	mg/kg	U	U	U	0.4	
WBGss-299	WB1009	8/8/2000	Grab	Soil	0 1 NA	Pad 37, Plot 11	Semi-Volatile Organics	Chrysene	0.39	mg/kg	U	U	U	0.39	
WBGss-308	WB1008	8/8/2000	Grab	Soil	0 1 NA	Pad 37, Plot 130	Semi-Volatile Organics	Chrysene	0.39	mg/kg	U	U	U	0.39	
WBGss-322	WB1003	8/8/2000	Grab	Soil	0 1 NA	Pad 38, Plot 30	Semi-Volatile Organics	Chrysene	0.39	mg/kg	U	U	U	0.39	
WBGss-334	WB1005	8/8/2000	Grab	Soil	0 1 NA	Pad 38, Plot 295	Semi-Volatile Organics	Chrysene	0.39	mg/kg	U	U	U	0.39	
WBGss-362	WB3025	8/9/2000	Grab	Soil	0 1 NA	Pad 59, Plot 140	Semi-Volatile Organics	Chrysene	0.39	mg/kg	U	U	U	0.39	
WBGss-371	WB3026	8/9/2000	Grab	Soil	0 1 NA	Pad 59, Plot 253	Semi-Volatile Organics	Chrysene	0.39	mg/kg	U	U	U	0.39	
WBGss-111	WB0700	4/23/1998	Grab Composite	Surface Soil	0 1 FT		Semi-Volatile Organics	Chrysene	0.39	mg/kg	U	U	U	0.39	
WBGss-314	WB1007	8/8/2000	Grab	Soil	0 1 NA	Pad 37, Plot 265	Semi-Volatile Organics	Chrysene	0.38	mg/kg	U	U	U	0.38	
WBGss-324	WB1002	8/8/2000	Grab	Soil	0 1 NA	Pad 38, Plot 126	Semi-Volatile Organics	Chrysene	0.38	mg/kg	U	U	U	0.38	
WBGss-341	WB3019	8/9/2000	Grab	Soil	0 1 NA	Pad 58, Plot 45	Semi-Volatile Organics	Chrysene	0.38	mg/kg	U	U	U	0.38	
WBGss-344	WB3020	8/9/2000	Grab	Soil	0 1 NA	Pad 58, Plot 104	Semi-Volatile Organics	Chrysene	0.38	mg/kg	U	U	U	0.38	
WBGss-346	WB3022	8/9/2000	Grab	Soil	0 1 NA	Pad 58, Plot 156	Semi-Volatile Organics	Chrysene	0.38	mg/kg	U	U	U	0.38	
WBGss-347	WB3023	8/9/2000	Grab	Soil	0 1 NA	Pad 58, Plot 158	Semi-Volatile Organics	Chrysene	0.38	mg/kg	U	U	U	0.38	
WBGss-352	WB3021	8/9/2000	Grab	Soil	0 1 NA	Pad 58, Plot 234/235	Semi-Volatile Organics	Chrysene	0.38	mg/kg	U	U	U	0.38	
WBGss-353	WB3024	8/9/2000	Grab	Soil	0 1 NA	Pad 58, Plot 251	Semi-Volatile Organics	Chrysene	0.38	mg/kg	U	U	U	0.38	
WBGss-192	WB0917	5/6/1998	Grab	Surface Soil	0 1 FT		Semi-Volatile Organics	Chrysene	0.37	mg/kg	U	U	U	0.37	
WBGss-051	WBGSS-051-0509-SO	8/8/1996	Grab Composite	Surface Soil	0 2 FT		Semi-Volatile Organics	Chrysene	0.34	mg/kg	U	U	U	0.34	
WBGss-066	WBGSS-066-0528-SO	8/9/1996	Grab Composite	Surface Soil	0 2 FT		Semi-Volatile Organics	Chrysene	0.34	mg/kg	U	U	U	0.34	
WBGss-072	WBGSS-072-0536-SO	8/9/1996	Grab Composite	Surface Soil	0 2 FT		Semi-Volatile Organics	Chrysene	0.34	mg/kg	U	U	U	0.34	
WBGss-021	WBGSS-021-0478-SO	8/5/1996	Grab Composite	Surface Soil	0 2 FT	Volatile samples collected at 1.5 ft bgs.	Semi-Volatile Organics	Chrysene	0.33	mg/kg	U	U	U	0.33	
WBGss-031	WBGSS-031-0488-SO	8/7/1996	Grab Composite	Surface Soil	0 2 FT	West of pad #37	Semi-Volatile Organics	Chrysene	0.33	mg/kg	U	U	U	0.33	
WBGss-076	WBGSS-076-0541-SO	8/9/1996	Grab Composite	Surface Soil	0 2 FT		Semi-Volatile Organics	Chrysene	0.33	mg/kg	U	U	U	0.33	
WBG-240	WBG4139	10/21/2000	Grab	Surface Soil	0 1 FT		Semi-Volatile Organics	Chrysene	0.41	mg/kg	U	UJ	UJ	0.41	K01
WBGss-388	WB2017	8/8/2000	Grab	Soil	0 1 NA	Pad 66, Plot 226	Semi-Volatile Organics	Dibenz(a,h)anthracene	0.34	mg/kg	J	J	J	0.39	
WBGss-191	WB0916	5/6/1998	Grab	Surface Soil	0 1 FT		Semi-Volatile Organics	Dibenz(a,h)anthracene	0.11	mg/kg	J	J	J	0.41	
WBG-261	WBG4210	10/23/2000	Grab	Surface Soil	0 1 FT		Semi-Volatile Organics	Dibenz(a,h)anthracene	0.062	mg/kg	J	J	J	0.41	
WBGss-131	WB0720	4/21/1998	Grab Composite	Surface Soil	0 1 FT		Semi-Volatile Organics	Dibenz(a,h)anthracene	0.054	mg/kg	J	J	J	0.4	
WBGss-326	WB1001	8/8/2000	Grab	Soil	0 1 NA	Pad 38, Plot 154	Semi-Volatile Organics	Dibenz(a,h)anthracene	4.8	mg/kg	U	U	U	4.8	
WBGss-390	WB2018	8/8/2000	Grab	Soil	0 1 NA	Pad 66, Plot 243	Semi-Volatile Organics	Dibenz(a,h)anthracene	3.9	mg/kg	U	U	U	3.9	
WBGss-389	WB2016	8/8/2000	Grab	Soil	0 1 NA	Pad 66, Plot 242	Semi-Volatile Organics	Dibenz(a,h)anthracene	1.9	mg/kg	U	U	U	1.9	
WBGss-325	WB1004	8/8/2000	Grab	Soil	0 1 NA	Pad 38, Plot 135	Semi-Volatile Organics	Dibenz(a,h)anthracene	1.5	mg/kg	U	U	U	1.5	
WBGss-008	WBGSS-008-0463-SO	7/30/1996	Grab Composite	Surface Soil	0 2 FT	VOCs collected from 1.5- 2.0 ft depth.	Semi-Volatile Organics	Dibenz(a,h)anthracene	0.69	mg/kg	U	U	U	0.69	
WBG-225	WBG4088	10/20/2000	Grab	Surface Soil	0 1 FT		Semi-Volatile Organics	Dibenz(a,h)anthracene	0.44	mg/kg	U	U	U	0.44	
WBG-231	WBG4108	10/21/2000	Grab	Surface Soil	0 1 FT		Semi-Volatile Organics	Dibenz(a,h)anthracene	0.43	mg/kg	U	U	U	0.43	
WBG-251	WBG4176	10/23/2000	Grab	Surface Soil	0 1 FT		Semi-Volatile Organics	Dibenz(a,h)anthracene	0.43	mg/kg	U	U	U	0.43	
WBGss-122	WB0711	4/22/1998	Grab Composite	Surface Soil	0 1 FT		Semi-Volatile Organics	Dibenz(a,h)anthracene	0.42	mg/kg	U	U	U	0.42	
WBG-245	WBG4156	10/23/2000	Grab	Surface Soil	0 1 FT		Semi-Volatile Organics	Dibenz(a,h)anthracene	0.41	mg/kg	U	U	U	0.41	
WBGss-313	WB1006	8/8/2000	Grab	Soil	0 1 NA	Pad 37, Plot 236	Semi-Volatile Organics	Dibenz(a,h)anthracene	0.41	mg/kg	U	U	U	0.41	
WBG-236	WBG4125	10/20/2000	Grab	Surface Soil	0 1 FT		Semi-Volatile Organics	Dibenz(a,h)anthracene	0.4	mg/kg	U	U	U	0.4	
WBGss-190	WB0915	5/6/1998	Grab	Surface Soil	0 1 FT		Semi-Volatile Organics	Dibenz(a,h)anthracene	0.4	mg/kg	U	U	U	0.4	
WBGss-104	WB0693	4/23/1998	Grab Composite	Surface Soil	0 1 FT		Semi-Volatile Organics	Dibenz(a,h)anthracene	0.4	mg/kg	U	U	U	0.4	
WBGss-299	WB1009	8/8/2000	Grab	Soil	0 1 NA	Pad 37, Plot 11	Semi-Volatile Organics	Dibenz(a,h)anthracene	0.39	mg/kg	U	U	U	0.39	
WBGss-308	WB1008	8/8/2000	Grab	Soil	0 1 NA	Pad 37, Plot 130	Semi-Volatile Organics	Dibenz(a,h)anthracene	0.39	mg/kg	U	U	U	0.39	
WBGss-322	WB1003	8/8/2000	Grab	Soil	0 1 NA	Pad 38, Plot 30	Semi-Volatile Organics	Dibenz(a,h)anthracene	0.39	mg/kg	U	U	U	0.39	
WBGss-334	WB1005	8/8/2000	Grab	Soil	0 1 NA	Pad 38, Plot 295	Semi-Volatile Organics	Dibenz(a,h)anthracene	0.39	mg/kg	U	U	U	0.39	
WBGss-362	WB3025	8/9/2000	Grab	Soil	0 1 NA	Pad 59, Plot 140	Semi-Volatile Organics	Dibenz(a,h)anthracene	0.39	mg/kg	U	U	U	0.39	
WBGss-371	WB3026	8/9/2000	Grab	Soil	0 1 NA	Pad 59, Plot 253	Semi-Volatile Organics	Dibenz(a,h)anthracene	0.39	mg/kg	U	U	U	0.39	
WBGss-111	WB0700	4/23/1998	Grab Composite	Surface Soil	0 1 FT		Semi-Volatile Organics	Dibenz(a,h)anthracene	0.39	mg/kg	U	U	U	0.39	
WBGss-314	WB1007	8/8/2000	Grab	Soil	0 1 NA	Pad 37, Plot 265	Semi-Volatile Organics	Dibenz(a,h)anthracene	0.38	mg/kg	U	U	U	0.38	

Station	Sample ID	Date Collected	Sample Type	Media	Depth	Sample Comment	Analysis	Chemical	Results	Units	Lab Qual	Data Qual	Qual	Detection Limit	Validation Code
WBGss-324	WB1002	8/8/2000	Grab	Soil	0 1 NA	Pad 38, Plot 126	Semi-Volatile Organics	Dibenz(a,h)anthracene	0.38	mg/kg	U	U	U	0.38	
WBGss-341	WB3019	8/9/2000	Grab	Soil	0 1 NA	Pad 58, Plot 45	Semi-Volatile Organics	Dibenz(a,h)anthracene	0.38	mg/kg	U	U	U	0.38	
WBGss-344	WB3020	8/9/2000	Grab	Soil	0 1 NA	Pad 58, Plot 104	Semi-Volatile Organics	Dibenz(a,h)anthracene	0.38	mg/kg	U	U	U	0.38	
WBGss-346	WB3022	8/9/2000	Grab	Soil	0 1 NA	Pad 58, Plot 156	Semi-Volatile Organics	Dibenz(a,h)anthracene	0.38	mg/kg	U	U	U	0.38	
WBGss-347	WB3023	8/9/2000	Grab	Soil	0 1 NA	Pad 58, Plot 158	Semi-Volatile Organics	Dibenz(a,h)anthracene	0.38	mg/kg	U	U	U	0.38	
WBGss-352	WB3021	8/9/2000	Grab	Soil	0 1 NA	Pad 58, Plot 234/235	Semi-Volatile Organics	Dibenz(a,h)anthracene	0.38	mg/kg	U	U	U	0.38	
WBGss-353	WB3024	8/9/2000	Grab	Soil	0 1 NA	Pad 58, Plot 251	Semi-Volatile Organics	Dibenz(a,h)anthracene	0.38	mg/kg	U	U	U	0.38	
WBGss-359	WB3027	8/9/2000	Grab	Soil	0 1 NA	Pad 59, Plot 108	Semi-Volatile Organics	Dibenz(a,h)anthracene	0.38	mg/kg	U	U	U	0.38	
WBGss-192	WB0917	5/6/1998	Grab	Surface Soil	0 1 FT		Semi-Volatile Organics	Dibenz(a,h)anthracene	0.37	mg/kg	U	U	U	0.37	
WBGss-051	WBGSS-051-0509-SO	8/8/1996	Grab Composite	Surface Soil	0 2 FT		Semi-Volatile Organics	Dibenz(a,h)anthracene	0.34	mg/kg	U	U	U	0.34	
WBGss-066	WBGSS-066-0528-SO	8/9/1996	Grab Composite	Surface Soil	0 2 FT		Semi-Volatile Organics	Dibenz(a,h)anthracene	0.34	mg/kg	U	U	U	0.34	
WBGss-072	WBGSS-072-0536-SO	8/9/1996	Grab Composite	Surface Soil	0 2 FT		Semi-Volatile Organics	Dibenz(a,h)anthracene	0.34	mg/kg	U	U	U	0.34	
WBGss-021	WBGSS-021-0478-SO	8/5/1996	Grab Composite	Surface Soil	0 2 FT	Volatile samples collected at 1.5 ft bgs.	Semi-Volatile Organics	Dibenz(a,h)anthracene	0.33	mg/kg	U	U	U	0.33	
WBGss-031	WBGSS-031-0488-SO	8/7/1996	Grab Composite	Surface Soil	0 2 FT	West of pad #37	Semi-Volatile Organics	Dibenz(a,h)anthracene	0.33	mg/kg	U	U	U	0.33	
WBGss-076	WBGSS-076-0541-SO	8/9/1996	Grab Composite	Surface Soil	0 2 FT		Semi-Volatile Organics	Dibenz(a,h)anthracene	0.33	mg/kg	U	U	U	0.33	
WBG-240	WBG4139	10/21/2000	Grab	Surface Soil	0 1 FT		Semi-Volatile Organics	Dibenz(a,h)anthracene	0.41	mg/kg	U	UJ	UJ	0.41	K01
WBGss-388	WB2017	8/8/2000	Grab	Soil	0 1 NA	Pad 66, Plot 226	Semi-Volatile Organics	Dibenzofuran	0.19	mg/kg	J	J	J	0.39	
WBGss-191	WB0916	5/6/1998	Grab	Surface Soil	0 1 FT		Semi-Volatile Organics	Dibenzofuran	0.16	mg/kg	J	J	J	0.41	
WBGss-131	WB0720	4/21/1998	Grab Composite	Surface Soil	0 1 FT		Semi-Volatile Organics	Dibenzofuran	0.11	mg/kg	J	J	J	0.4	
WBGss-362	WB3025	8/9/2000	Grab	Soil	0 1 NA	Pad 59, Plot 140	Semi-Volatile Organics	Dibenzofuran	0.045	mg/kg	J	J	J	0.39	
WBGss-326	WB1001	8/8/2000	Grab	Soil	0 1 NA	Pad 38, Plot 154	Semi-Volatile Organics	Dibenzofuran	4.8	mg/kg	U	U	U	4.8	
WBGss-390	WB2018	8/8/2000	Grab	Soil	0 1 NA	Pad 66, Plot 243	Semi-Volatile Organics	Dibenzofuran	3.9	mg/kg	U	U	U	3.9	
WBGss-389	WB2016	8/8/2000	Grab	Soil	0 1 NA	Pad 66, Plot 242	Semi-Volatile Organics	Dibenzofuran	1.9	mg/kg	U	U	U	1.9	
WBGss-325	WB1004	8/8/2000	Grab	Soil	0 1 NA	Pad 38, Plot 135	Semi-Volatile Organics	Dibenzofuran	1.5	mg/kg	U	U	U	1.5	
WBGss-008	WBGSS-008-0463-SO	7/30/1996	Grab Composite	Surface Soil	0 2 FT	VOCs collected from 1.5- 2.0 ft depth.	Semi-Volatile Organics	Dibenzofuran	0.69	mg/kg	U	U	U	0.69	
WBG-225	WBG4088	10/20/2000	Grab	Surface Soil	0 1 FT		Semi-Volatile Organics	Dibenzofuran	0.44	mg/kg	U	U	U	0.44	
WBG-231	WBG4108	10/21/2000	Grab	Surface Soil	0 1 FT		Semi-Volatile Organics	Dibenzofuran	0.43	mg/kg	U	U	U	0.43	
WBG-251	WBG4176	10/23/2000	Grab	Surface Soil	0 1 FT		Semi-Volatile Organics	Dibenzofuran	0.43	mg/kg	U	U	U	0.43	
WBGss-122	WB0711	4/22/1998	Grab Composite	Surface Soil	0 1 FT		Semi-Volatile Organics	Dibenzofuran	0.42	mg/kg	U	U	U	0.42	
WBG-240	WBG4139	10/21/2000	Grab	Surface Soil	0 1 FT		Semi-Volatile Organics	Dibenzofuran	0.41	mg/kg	U	U	U	0.41	
WBG-245	WBG4156	10/23/2000	Grab	Surface Soil	0 1 FT		Semi-Volatile Organics	Dibenzofuran	0.41	mg/kg	U	U	U	0.41	
WBG-261	WBG4210	10/23/2000	Grab	Surface Soil	0 1 FT		Semi-Volatile Organics	Dibenzofuran	0.41	mg/kg	U	U	U	0.41	
WBGss-313	WB1006	8/8/2000	Grab	Soil	0 1 NA	Pad 37, Plot 236	Semi-Volatile Organics	Dibenzofuran	0.41	mg/kg	U	U	U	0.41	
WBG-236	WBG4125	10/20/2000	Grab	Surface Soil	0 1 FT		Semi-Volatile Organics	Dibenzofuran	0.4	mg/kg	U	U	U	0.4	
WBGss-190	WB0915	5/6/1998	Grab	Surface Soil	0 1 FT		Semi-Volatile Organics	Dibenzofuran	0.4	mg/kg	U	U	U	0.4	
WBGss-104	WB0693	4/23/1998	Grab Composite	Surface Soil	0 1 FT		Semi-Volatile Organics	Dibenzofuran	0.4	mg/kg	U	U	U	0.4	
WBGss-299	WB1009	8/8/2000	Grab	Soil	0 1 NA	Pad 37, Plot 11	Semi-Volatile Organics	Dibenzofuran	0.39	mg/kg	U	U	U	0.39	
WBGss-308	WB1008	8/8/2000	Grab	Soil	0 1 NA	Pad 37, Plot 130	Semi-Volatile Organics	Dibenzofuran	0.39	mg/kg	U	U	U	0.39	
WBGss-322	WB1003	8/8/2000	Grab	Soil	0 1 NA	Pad 38, Plot 30	Semi-Volatile Organics	Dibenzofuran	0.39	mg/kg	U	U	U	0.39	
WBGss-334	WB1005	8/8/2000	Grab	Soil	0 1 NA	Pad 38, Plot 295	Semi-Volatile Organics	Dibenzofuran	0.39	mg/kg	U	U	U	0.39	
WBGss-371	WB3026	8/9/2000	Grab	Soil	0 1 NA	Pad 59, Plot 253	Semi-Volatile Organics	Dibenzofuran	0.39	mg/kg	U	U	U	0.39	
WBGss-111	WB0700	4/23/1998	Grab Composite	Surface Soil	0 1 FT		Semi-Volatile Organics	Dibenzofuran	0.39	mg/kg	U	U	U	0.39	
WBGss-314	WB1007	8/8/2000	Grab	Soil	0 1 NA	Pad 37, Plot 265	Semi-Volatile Organics	Dibenzofuran	0.38	mg/kg	U	U	U	0.38	
WBGss-324	WB1002	8/8/2000	Grab	Soil	0 1 NA	Pad 38, Plot 126	Semi-Volatile Organics	Dibenzofuran	0.38	mg/kg	U	U	U	0.38	
WBGss-341	WB3019	8/9/2000	Grab	Soil	0 1 NA	Pad 58, Plot 45	Semi-Volatile Organics	Dibenzofuran	0.38	mg/kg	U	U	U	0.38	
WBGss-344	WB3020	8/9/2000	Grab	Soil	0 1 NA	Pad 58, Plot 104	Semi-Volatile Organics	Dibenzofuran	0.38	mg/kg	U	U	U	0.38	
WBGss-346	WB3022	8/9/2000	Grab	Soil	0 1 NA	Pad 58, Plot 156	Semi-Volatile Organics	Dibenzofuran	0.38	mg/kg	U	U	U	0.38	
WBGss-347	WB3023	8/9/2000	Grab	Soil	0 1 NA	Pad 58, Plot 158	Semi-Volatile Organics	Dibenzofuran	0.38	mg/kg	U	U	U	0.38	
WBGss-352	WB3021	8/9/2000	Grab	Soil	0 1 NA	Pad 58, Plot 234/235	Semi-Volatile Organics	Dibenzofuran	0.38	mg/kg	U	U	U	0.38	
WBGss-353	WB3024	8/9/2000	Grab	Soil	0 1 NA	Pad 58, Plot 251	Semi-Volatile Organics	Dibenzofuran	0.38	mg/kg	U	U	U	0.38	
WBGss-359	WB3027	8/9/2000	Grab	Soil	0 1 NA	Pad 59, Plot 108	Semi-Volatile Organics	Dibenzofuran	0.38	mg/kg	U	U	U	0.38	
WBGss-192	WB0917	5/6/1998	Grab	Surface Soil	0 1 FT		Semi-Volatile Organics	Dibenzofuran	0.37	mg/kg	U	U	U	0.37	
WBGss-051	WBGSS-051-0509-SO	8/8/1996	Grab Composite	Surface Soil	0 2 FT		Semi-Volatile Organics	Dibenzofuran	0.34	mg/kg	U	U	U	0.34	
WBGss-066	WBGSS-066-0528-SO	8/9/1996	Grab Composite	Surface Soil	0 2 FT		Semi-Volatile Organics	Dibenzofuran	0.34	mg/kg	U	U	U	0.34	
WBGss-072	WBGSS-072-0536-SO	8/9/1996	Grab Composite	Surface Soil	0 2 FT		Semi-Volatile Organics	Dibenzofuran	0.34	mg/kg	U	U	U	0.34	
WBGss-021	WBGSS-021-0478-SO	8/5/1996	Grab Composite	Surface Soil	0 2 FT	Volatile samples collected at 1.5 ft bgs.	Semi-Volatile Organics	Dibenzofuran	0.33	mg/kg	U	U	U	0.33	
WBGss-031	WBGSS-031-0488-SO	8/7/1996	Grab Composite	Surface Soil	0 2 FT	West of pad #37	Semi-Volatile Organics	Dibenzofuran	0.33	mg/kg	U	U	U	0.33	
WBGss-076	WBGSS-076-0541-SO	8/9/1996	Grab Composite	Surface Soil	0 2 FT		Semi-Volatile Organics	Dibenzofuran	0.33	mg/kg	U	U	U	0.33	
WBGss-326	WB1001	8/8/2000	Grab	Soil	0 1 NA	Pad 38, Plot 154	Semi-Volatile Organics	Di-n-butyl phthalate	26	mg/kg		=	=	4.8	
WBGss-325	WB1004	8/8/2000	Grab	Soil	0 1 NA	Pad 38, Plot 135	Semi-Volatile Organics	Di-n-butyl phthalate	3	mg/kg		=	=	1.5	
WBGss-314	WB1007	8/8/2000	Grab	Soil	0 1 NA	Pad 37, Plot 265	Semi-Volatile Organics	Di-n-butyl phthalate	1.1	mg/kg		=	=	0.38	
WBGss-322	WB1003	8/8/2000	Grab	Soil	0 1 NA	Pad 38, Plot 30	Semi-Volatile Organics	Di-n-butyl phthalate	0.37	mg/kg	J	J	J	0.39	
WBGss-324	WB1002	8/8/2000	Grab	Soil	0 1 NA	Pad 38, Plot 126	Semi-Volatile Organics	Di-n-butyl phthalate	0.078	mg/kg	J	J	J	0.38	
WBGss-031	WBGSS-031-0488-SO	8/7/1996	Grab Composite	Surface Soil	0 2 FT	West of pad #37	Semi-Volatile Organics	Di-n-butyl phthalate	0.053	mg/kg	J	J	J	0.33	
WBGss-390	WB2018	8/8/2000	Grab	Soil	0 1 NA	Pad 66, Plot 243	Semi-Volatile Organics	Di-n-butyl phthalate	3.9	mg/kg	U	U	U	3.9	
WBGss-389	WB2016	8/8/2000	Grab	Soil	0 1 NA	Pad 66, Plot 242	Semi-Volatile Organics	Di-n-butyl phthalate	1.9	mg/kg	U	U	U	1.9	
WBGss-008	WBGSS-008-0463-SO	7/30/1996	Grab Composite	Surface Soil	0 2 FT	VOCs collected from 1.5- 2.0 ft depth.	Semi-Volatile Organics	Di-n-butyl phthalate	0.69	mg/kg	U	U	U	0.69	
WBG-225	WBG4088	10/20/2000	Grab	Surface Soil	0 1 FT		Semi-Volatile Organics	Di-n-butyl phthalate	0.44	mg/kg	U	U	U	0.44	
WBG-231	WBG4108	10/21/2000	Grab	Surface Soil	0 1 FT		Semi-Volatile Organics	Di-n-butyl phthalate	0.43	mg/kg	U	U	U	0.43	
WBG-251	WBG4176	10/23/2000	Grab	Surface Soil	0 1 FT		Semi-Volatile Organics	Di-n-butyl phthalate	0.43	mg/kg	U	U	U	0.43	
WBGss-122	WB0711	4/22/1998	Grab Composite	Surface Soil	0 1 FT		Semi-Volatile Organics	Di-n-butyl phthalate	0.42	mg/kg	U	U	U	0.42	
WBG-240	WBG4139	10/21/2000	Grab	Surface Soil	0 1 FT		Semi-Volatile Organics	Di-n-butyl phthalate	0.41	mg/kg	U	U	U	0.41	
WBG-245	WBG4156	10/23/2000	Grab	Surface Soil	0 1 FT		Semi-Volatile Organics	Di-n-butyl phthalate	0.41	mg/kg	U	U	U	0.41	
WBG-261	WBG4210	10/23/2000	Grab	Surface Soil	0 1 FT		Semi-Volatile Organics	Di-n-butyl phthalate	0.41	mg/kg	U	U	U	0.41	
WBGss-191	WB0916	5/6/1998	Grab	Surface Soil	0 1 FT		Semi-Volatile Organics	Di-n-butyl phthalate	0.41	mg/kg	U	U	U	0.41	
WBGss-313	WB1006	8/8/2000	Grab	Soil	0 1 NA	Pad 37, Plot 236	Semi-Volatile Organics	Di-n-butyl phthalate	0.41	mg/kg	U	U	U	0.41	
WBG-236	WBG4125	10/20/2000	Grab	Surface Soil	0 1 FT		Semi-Volatile Organics	Di-n-butyl phthalate	0.4	mg/kg	U	U	U	0.4	
WBGss-190	WB0915	5/6/1998	Grab	Surface Soil	0 1 FT		Semi-Volatile Organics	Di-n-butyl phthalate	0.4	mg/kg	U	U	U	0.4	
WBGss-104	WB0693	4/23/1998	Grab Composite	Surface Soil	0 1 FT		Semi-Volatile Organics	Di-n-butyl phthalate	0.4	mg/kg	U	U	U	0.4	
WBGss-131	WB0720	4/21/1998	Grab Composite	Surface Soil	0 1 FT		Semi-Volatile Organics	Di-n-butyl phthalate	0.4	mg/kg	U	U	U	0.4	
WBGss-299	WB1009	8/8/2000	Grab	Soil	0 1 NA	Pad 37, Plot 11	Semi-Volatile Organics	Di-n-butyl phthalate	0.39	mg/kg	U	U	U	0.39	
WBGss-308	WB1008	8/8/2000	Grab	Soil	0 1 NA	Pad 37, Plot 130	Semi-Volatile Organics	Di-n-butyl phthalate	0.39	mg/kg	U	U	U	0.39	
WBGss-334	WB1005	8/8/2000	Grab	Soil	0 1 NA	Pad 38, Plot 295	Semi-Volatile Organics	Di-n-butyl phthalate	0.39	mg/kg	U	U	U	0.39	
WBGss-362	WB3025	8/9/2000	Grab	Soil	0 1 NA	Pad 59, Plot 140	Semi-Volatile Organics	Di-n-butyl phthalate	0.39	mg/kg	U	U	U	0.39	
WBGss-371	WB3026	8/9/2000	Grab	Soil	0 1 NA	Pad 59, Plot 253	Semi-Volatile Organics	Di-n-butyl phthalate	0.39	mg/kg	U	U	U	0.39	
WBGss-388	WB2017	8/8/2000	Grab	Soil	0 1 NA	Pad 66, Plot 226	Semi-Volatile Organics	Di-n-butyl phthalate	0.39	mg/kg	U	U	U	0.39	
WBGss-111	WB0700	4/23/1998	Grab Composite	Surface Soil	0 1 FT		Semi-Volatile Organics	Di-n-butyl phthalate	0.39	mg/kg	U	U	U	0.39	
WBGss-341	WB3019	8/9/2000	Grab	Soil	0 1 NA	Pad 58, Plot 45	Semi-Volatile Organics	Di-n-butyl phthalate	0.38	mg/kg	U	U	U	0.38	
WBGss-344	WB3020	8/9/2000	Grab	Soil	0 1 NA	Pad 58, Plot 104	Semi-Volatile Organics	Di-n-butyl phthalate	0.38	mg/kg	U	U	U	0.38	
WBGss-346	WB3022	8/9/2000	Grab	Soil	0 1 NA	Pad 58, Plot 156	Semi-Volatile Organics	Di-n-butyl phthalate	0.38	mg/kg	U	U	U	0.38	
WBGss-347	WB3023	8/9/2000	Grab	Soil	0 1 NA	Pad 58, Plot 158	Semi-Volatile Organics	Di-n-butyl phthalate	0.38	mg/kg	U	U	U	0.38	
WBGss-352	WB3021	8/9/2000	Grab	Soil	0 1 NA	Pad 58, Plot 234/235	Semi-Volatile Organics	Di-n-butyl phthalate	0.38	mg/kg	U	U	U	0.38	
WBGss-353	WB3024	8/9/2000	Grab	Soil	0 1 NA	Pad 58, Plot 251	Semi-Volatile Organics	Di-n-butyl phthalate	0.38	mg/kg	U	U	U	0.38	

Station	Sample ID	Date Collected	Sample Type	Media	Depth	Sample Comment	Analysis	Chemical	Results	Units	Lab Qual	Data Qual	Qual	Detection Limit	Validation Code
WBGss-359	WB3027	8/9/2000	Grab	Soil	0 1 NA	Pad 59, Plot 108	Semi-Volatile Organics	Di-n-butyl phthalate	0.38	mg/kg	U	U	U	0.38	
WBGss-192	WB0917	5/6/1998	Grab	Surface Soil	0 1 FT		Semi-Volatile Organics	Di-n-butyl phthalate	0.37	mg/kg	U	U	U	0.37	
WBGss-051	WBGSS-051-0509-SO	8/8/1996	Grab Composite	Surface Soil	0 2 FT		Semi-Volatile Organics	Di-n-butyl phthalate	0.34	mg/kg	U	U	U	0.34	
WBGss-066	WBGSS-066-0528-SO	8/9/1996	Grab Composite	Surface Soil	0 2 FT		Semi-Volatile Organics	Di-n-butyl phthalate	0.34	mg/kg	U	U	U	0.34	
WBGss-072	WBGSS-072-0536-SO	8/9/1996	Grab Composite	Surface Soil	0 2 FT		Semi-Volatile Organics	Di-n-butyl phthalate	0.34	mg/kg	U	U	U	0.34	
WBGss-021	WBGSS-021-0478-SO	8/5/1996	Grab Composite	Surface Soil	0 2 FT	Volatile samples collected at 1.5 ft bgs.	Semi-Volatile Organics	Di-n-butyl phthalate	0.33	mg/kg	U	U	U	0.33	
WBGss-076	WBGSS-076-0541-SO	8/9/1996	Grab Composite	Surface Soil	0 2 FT		Semi-Volatile Organics	Di-n-butyl phthalate	0.33	mg/kg	U	U	U	0.33	
WBGss-388	WB2017	8/8/2000	Grab	Soil	0 1 NA	Pad 66, Plot 226	Semi-Volatile Organics	Fluoranthene	5.3	mg/kg	D	=	=	0.39	
WBGss-191	WB0916	5/6/1998	Grab	Surface Soil	0 1 FT		Semi-Volatile Organics	Fluoranthene	2.7	mg/kg		=	=	0.41	
WBGss-131	WB0720	4/21/1998	Grab Composite	Surface Soil	0 1 FT		Semi-Volatile Organics	Fluoranthene	2	mg/kg		=	=	0.4	
WBG-261	WBG4210	10/23/2000	Grab	Surface Soil	0 1 FT		Semi-Volatile Organics	Fluoranthene	0.6	mg/kg		=	=	0.41	
WBGss-390	WB2018	8/8/2000	Grab	Soil	0 1 NA	Pad 66, Plot 243	Semi-Volatile Organics	Fluoranthene	0.56	mg/kg	J	J	J	3.9	
WBGss-190	WB0915	5/6/1998	Grab	Surface Soil	0 1 FT		Semi-Volatile Organics	Fluoranthene	0.39	mg/kg	J	J	J	0.4	
WBGss-389	WB2016	8/8/2000	Grab	Soil	0 1 NA	Pad 66, Plot 242	Semi-Volatile Organics	Fluoranthene	0.35	mg/kg	J	J	J	1.9	
WBGss-359	WB3027	8/9/2000	Grab	Soil	0 1 NA	Pad 59, Plot 108	Semi-Volatile Organics	Fluoranthene	0.1	mg/kg	J	J	J	0.38	
WBGss-122	WB0711	4/22/1998	Grab Composite	Surface Soil	0 1 FT		Semi-Volatile Organics	Fluoranthene	0.088	mg/kg	J	J	J	0.42	
WBGss-353	WB3024	8/9/2000	Grab	Soil	0 1 NA	Pad 58, Plot 251	Semi-Volatile Organics	Fluoranthene	0.063	mg/kg	J	J	J	0.38	
WBGss-362	WB3025	8/9/2000	Grab	Soil	0 1 NA	Pad 59, Plot 140	Semi-Volatile Organics	Fluoranthene	0.045	mg/kg	J	J	J	0.39	
WBGss-066	WBGSS-066-0528-SO	8/9/1996	Grab Composite	Surface Soil	0 2 FT		Semi-Volatile Organics	Fluoranthene	0.04	mg/kg	J	J	J	0.34	
WBGss-326	WB1001	8/8/2000	Grab	Soil	0 1 NA	Pad 38, Plot 154	Semi-Volatile Organics	Fluoranthene	4.8	mg/kg	U	U	U	4.8	
WBGss-325	WB1004	8/8/2000	Grab	Soil	0 1 NA	Pad 38, Plot 135	Semi-Volatile Organics	Fluoranthene	1.5	mg/kg	U	U	U	1.5	
WBGss-008	WBGSS-008-0463-SO	7/30/1996	Grab Composite	Surface Soil	0 2 FT	VOCs collected from 1.5- 2.0 ft depth.	Semi-Volatile Organics	Fluoranthene	0.69	mg/kg	U	U	U	0.69	
WBG-225	WBG4088	10/20/2000	Grab	Surface Soil	0 1 FT		Semi-Volatile Organics	Fluoranthene	0.44	mg/kg	U	U	U	0.44	
WBG-231	WBG4108	10/21/2000	Grab	Surface Soil	0 1 FT		Semi-Volatile Organics	Fluoranthene	0.43	mg/kg	U	U	U	0.43	
WBG-251	WBG4176	10/23/2000	Grab	Surface Soil	0 1 FT		Semi-Volatile Organics	Fluoranthene	0.43	mg/kg	U	U	U	0.43	
WBG-240	WBG4139	10/21/2000	Grab	Surface Soil	0 1 FT		Semi-Volatile Organics	Fluoranthene	0.41	mg/kg	U	U	U	0.41	
WBG-245	WBG4156	10/23/2000	Grab	Surface Soil	0 1 FT		Semi-Volatile Organics	Fluoranthene	0.41	mg/kg	U	U	U	0.41	
WBGss-313	WB1006	8/8/2000	Grab	Soil	0 1 NA	Pad 37, Plot 236	Semi-Volatile Organics	Fluoranthene	0.41	mg/kg	U	U	U	0.41	
WBG-236	WBG4125	10/20/2000	Grab	Surface Soil	0 1 FT		Semi-Volatile Organics	Fluoranthene	0.4	mg/kg	U	U	U	0.4	
WBGss-104	WB0693	4/23/1998	Grab Composite	Surface Soil	0 1 FT		Semi-Volatile Organics	Fluoranthene	0.4	mg/kg	U	U	U	0.4	
WBGss-299	WB1009	8/8/2000	Grab	Soil	0 1 NA	Pad 37, Plot 11	Semi-Volatile Organics	Fluoranthene	0.39	mg/kg	U	U	U	0.39	
WBGss-308	WB1008	8/8/2000	Grab	Soil	0 1 NA	Pad 37, Plot 130	Semi-Volatile Organics	Fluoranthene	0.39	mg/kg	U	U	U	0.39	
WBGss-322	WB1003	8/8/2000	Grab	Soil	0 1 NA	Pad 38, Plot 30	Semi-Volatile Organics	Fluoranthene	0.39	mg/kg	U	U	U	0.39	
WBGss-334	WB1005	8/8/2000	Grab	Soil	0 1 NA	Pad 38, Plot 295	Semi-Volatile Organics	Fluoranthene	0.39	mg/kg	U	U	U	0.39	
WBGss-371	WB3026	8/9/2000	Grab	Soil	0 1 NA	Pad 59, Plot 253	Semi-Volatile Organics	Fluoranthene	0.39	mg/kg	U	U	U	0.39	
WBGss-111	WB0700	4/23/1998	Grab Composite	Surface Soil	0 1 FT		Semi-Volatile Organics	Fluoranthene	0.39	mg/kg	U	U	U	0.39	
WBGss-314	WB1007	8/8/2000	Grab	Soil	0 1 NA	Pad 37, Plot 265	Semi-Volatile Organics	Fluoranthene	0.38	mg/kg	U	U	U	0.38	
WBGss-324	WB1002	8/8/2000	Grab	Soil	0 1 NA	Pad 38, Plot 126	Semi-Volatile Organics	Fluoranthene	0.38	mg/kg	U	U	U	0.38	
WBGss-341	WB3019	8/9/2000	Grab	Soil	0 1 NA	Pad 58, Plot 45	Semi-Volatile Organics	Fluoranthene	0.38	mg/kg	U	U	U	0.38	
WBGss-344	WB3020	8/9/2000	Grab	Soil	0 1 NA	Pad 58, Plot 104	Semi-Volatile Organics	Fluoranthene	0.38	mg/kg	U	U	U	0.38	
WBGss-346	WB3022	8/9/2000	Grab	Soil	0 1 NA	Pad 58, Plot 156	Semi-Volatile Organics	Fluoranthene	0.38	mg/kg	U	U	U	0.38	
WBGss-347	WB3023	8/9/2000	Grab	Soil	0 1 NA	Pad 58, Plot 158	Semi-Volatile Organics	Fluoranthene	0.38	mg/kg	U	U	U	0.38	
WBGss-352	WB3021	8/9/2000	Grab	Soil	0 1 NA	Pad 58, Plot 234/235	Semi-Volatile Organics	Fluoranthene	0.38	mg/kg	U	U	U	0.38	
WBGss-192	WB0917	5/6/1998	Grab	Surface Soil	0 1 FT		Semi-Volatile Organics	Fluoranthene	0.37	mg/kg	U	U	U	0.37	
WBGss-051	WBGSS-051-0509-SO	8/8/1996	Grab Composite	Surface Soil	0 2 FT		Semi-Volatile Organics	Fluoranthene	0.34	mg/kg	U	U	U	0.34	
WBGss-072	WBGSS-072-0536-SO	8/9/1996	Grab Composite	Surface Soil	0 2 FT		Semi-Volatile Organics	Fluoranthene	0.34	mg/kg	U	U	U	0.34	
WBGss-021	WBGSS-021-0478-SO	8/5/1996	Grab Composite	Surface Soil	0 2 FT	Volatile samples collected at 1.5 ft bgs.	Semi-Volatile Organics	Fluoranthene	0.33	mg/kg	U	U	U	0.33	
WBGss-031	WBGSS-031-0488-SO	8/7/1996	Grab Composite	Surface Soil	0 2 FT	West of pad #37	Semi-Volatile Organics	Fluoranthene	0.33	mg/kg	U	U	U	0.33	
WBGss-076	WBGSS-076-0541-SO	8/9/1996	Grab Composite	Surface Soil	0 2 FT		Semi-Volatile Organics	Fluoranthene	0.33	mg/kg	U	U	U	0.33	
WBGss-388	WB2017	8/8/2000	Grab	Soil	0 1 NA	Pad 66, Plot 226	Semi-Volatile Organics	Fluorene	0.29	mg/kg	J	J	J	0.39	
WBGss-191	WB0916	5/6/1998	Grab	Surface Soil	0 1 FT		Semi-Volatile Organics	Fluorene	0.24	mg/kg	J	J	J	0.41	
WBGss-131	WB0720	4/21/1998	Grab Composite	Surface Soil	0 1 FT		Semi-Volatile Organics	Fluorene	0.18	mg/kg	J	J	J	0.4	
WBGss-326	WB1001	8/8/2000	Grab	Soil	0 1 NA	Pad 38, Plot 154	Semi-Volatile Organics	Fluorene	4.8	mg/kg	U	U	U	4.8	
WBGss-390	WB2018	8/8/2000	Grab	Soil	0 1 NA	Pad 66, Plot 243	Semi-Volatile Organics	Fluorene	3.9	mg/kg	U	U	U	3.9	
WBGss-389	WB2016	8/8/2000	Grab	Soil	0 1 NA	Pad 66, Plot 242	Semi-Volatile Organics	Fluorene	1.9	mg/kg	U	U	U	1.9	
WBGss-325	WB1004	8/8/2000	Grab	Soil	0 1 NA	Pad 38, Plot 135	Semi-Volatile Organics	Fluorene	1.5	mg/kg	U	U	U	1.5	
WBGss-008	WBGSS-008-0463-SO	7/30/1996	Grab Composite	Surface Soil	0 2 FT	VOCs collected from 1.5- 2.0 ft depth.	Semi-Volatile Organics	Fluorene	0.69	mg/kg	U	U	U	0.69	
WBG-225	WBG4088	10/20/2000	Grab	Surface Soil	0 1 FT		Semi-Volatile Organics	Fluorene	0.44	mg/kg	U	U	U	0.44	
WBG-231	WBG4108	10/21/2000	Grab	Surface Soil	0 1 FT		Semi-Volatile Organics	Fluorene	0.43	mg/kg	U	U	U	0.43	
WBG-251	WBG4176	10/23/2000	Grab	Surface Soil	0 1 FT		Semi-Volatile Organics	Fluorene	0.43	mg/kg	U	U	U	0.43	
WBGss-122	WB0711	4/22/1998	Grab Composite	Surface Soil	0 1 FT		Semi-Volatile Organics	Fluorene	0.42	mg/kg	U	U	U	0.42	
WBG-240	WBG4139	10/21/2000	Grab	Surface Soil	0 1 FT		Semi-Volatile Organics	Fluorene	0.41	mg/kg	U	U	U	0.41	
WBG-245	WBG4156	10/23/2000	Grab	Surface Soil	0 1 FT		Semi-Volatile Organics	Fluorene	0.41	mg/kg	U	U	U	0.41	
WBG-261	WBG4210	10/23/2000	Grab	Surface Soil	0 1 FT		Semi-Volatile Organics	Fluorene	0.41	mg/kg	U	U	U	0.41	
WBGss-313	WB1006	8/8/2000	Grab	Soil	0 1 NA	Pad 37, Plot 236	Semi-Volatile Organics	Fluorene	0.41	mg/kg	U	U	U	0.41	
WBG-236	WBG4125	10/20/2000	Grab	Surface Soil	0 1 FT		Semi-Volatile Organics	Fluorene	0.4	mg/kg	U	U	U	0.4	
WBGss-190	WB0915	5/6/1998	Grab	Surface Soil	0 1 FT		Semi-Volatile Organics	Fluorene	0.4	mg/kg	U	U	U	0.4	
WBGss-104	WB0693	4/23/1998	Grab Composite	Surface Soil	0 1 FT		Semi-Volatile Organics	Fluorene	0.4	mg/kg	U	U	U	0.4	
WBGss-299	WB1009	8/8/2000	Grab	Soil	0 1 NA	Pad 37, Plot 11	Semi-Volatile Organics	Fluorene	0.39	mg/kg	U	U	U	0.39	
WBGss-308	WB1008	8/8/2000	Grab	Soil	0 1 NA	Pad 37, Plot 130	Semi-Volatile Organics	Fluorene	0.39	mg/kg	U	U	U	0.39	
WBGss-322	WB1003	8/8/2000	Grab	Soil	0 1 NA	Pad 38, Plot 30	Semi-Volatile Organics	Fluorene	0.39	mg/kg	U	U	U	0.39	
WBGss-334	WB1005	8/8/2000	Grab	Soil	0 1 NA	Pad 38, Plot 295	Semi-Volatile Organics	Fluorene	0.39	mg/kg	U	U	U	0.39	
WBGss-362	WB3025	8/9/2000	Grab	Soil	0 1 NA	Pad 59, Plot 140	Semi-Volatile Organics	Fluorene	0.39	mg/kg	U	U	U	0.39	
WBGss-371	WB3026	8/9/2000	Grab	Soil	0 1 NA	Pad 59, Plot 253	Semi-Volatile Organics	Fluorene	0.39	mg/kg	U	U	U	0.39	
WBGss-111	WB0700	4/23/1998	Grab Composite	Surface Soil	0 1 FT		Semi-Volatile Organics	Fluorene	0.39	mg/kg	U	U	U	0.39	
WBGss-314	WB1007	8/8/2000	Grab	Soil	0 1 NA	Pad 37, Plot 265	Semi-Volatile Organics	Fluorene	0.38	mg/kg	U	U	U	0.38	
WBGss-324	WB1002	8/8/2000	Grab	Soil	0 1 NA	Pad 38, Plot 126	Semi-Volatile Organics	Fluorene	0.38	mg/kg	U	U	U	0.38	
WBGss-341	WB3019	8/9/2000	Grab	Soil	0 1 NA	Pad 58, Plot 45	Semi-Volatile Organics	Fluorene	0.38	mg/kg	U	U	U	0.38	
WBGss-344	WB3020	8/9/2000	Grab	Soil	0 1 NA	Pad 58, Plot 104	Semi-Volatile Organics	Fluorene	0.38	mg/kg	U	U	U	0.38	
WBGss-346	WB3022	8/9/2000	Grab	Soil	0 1 NA	Pad 58, Plot 156	Semi-Volatile Organics	Fluorene	0.38	mg/kg	U	U	U	0.38	
WBGss-347	WB3023	8/9/2000	Grab	Soil	0 1 NA	Pad 58, Plot 158	Semi-Volatile Organics	Fluorene	0.38	mg/kg	U	U	U	0.38	
WBGss-352	WB3021	8/9/2000	Grab	Soil	0 1 NA	Pad 58, Plot 234/235	Semi-Volatile Organics	Fluorene	0.38	mg/kg	U	U	U	0.38	
WBGss-353	WB3024	8/9/2000	Grab	Soil	0 1 NA	Pad 58, Plot 251	Semi-Volatile Organics	Fluorene	0.38	mg/kg	U	U	U	0.38	
WBGss-359	WB3027	8/9/2000	Grab	Soil	0 1 NA	Pad 59, Plot 108	Semi-Volatile Organics	Fluorene	0.38	mg/kg	U	U	U	0.38	
WBGss-192	WB0917	5/6/1998	Grab	Surface Soil	0 1 FT		Semi-Volatile Organics	Fluorene	0.37	mg/kg	U	U	U	0.37	
WBGss-051	WBGSS-051-0509-SO	8/8/1996	Grab Composite	Surface Soil	0 2 FT		Semi-Volatile Organics	Fluorene	0.34	mg/kg	U	U	U	0.34	
WBGss-066	WBGSS-066-0528-SO	8/9/1996	Grab Composite	Surface Soil	0 2 FT		Semi-Volatile Organics	Fluorene	0.34	mg/kg	U	U	U	0.34	
WBGss-072	WBGSS-072-0536-SO	8/9/1996	Grab Composite	Surface Soil	0 2 FT		Semi-Volatile Organics	Fluorene	0.34	mg/kg	U	U	U	0.34	
WBGss-021	WBGSS-021-0478-SO	8/5/1996	Grab Composite	Surface Soil	0 2 FT	Volatile samples collected at 1.5 ft bgs.	Semi-Volatile Organics	Fluorene	0.33	mg/kg	U	U	U	0.33	
WBGss-031	WBGSS-031-0488-SO	8/7/1996	Grab Composite	Surface Soil	0 2 FT	West of pad #37	Semi-Volatile Organics	Fluorene	0.33	mg/kg	U	U	U	0.33	
WBGss-076	WBGSS-076-0541-SO	8/9/1996	Grab Composite	Surface Soil	0 2 FT		Semi-Volatile Organics	Fluorene	0.33	mg/kg	U	U	U	0.33	
WBGss-388	WB2017	8/8/2000	Grab	Soil	0 1 NA	Pad 66, Plot 226	Semi-Volatile Organics	Indeno(1,2,3-cd)pyrene	1.4	mg/kg		=	=	0.39	
WBGss-191	WB0916	5/6/1998	Grab	Surface Soil	0 1 FT		Semi-Volatile Organics	Indeno(1,2,3-cd)pyrene	0.48	mg/kg		=	=	0.41	

Station	Sample ID	Date Collected	Sample Type	Media	Depth	Sample Comment	Analysis	Chemical	Results	Units	Lab Qual	Data Qual	Qual	Detection Limit	Validation Code
WBG-261	WBG4210	10/23/2000	Grab	Surface Soil	0 1 FT		Semi-Volatile Organics	Indeno(1,2,3-cd)pyrene	0.22	mg/kg	J	J	J	0.41	
WBGss-131	WB0720	4/21/1998	Grab Composite	Surface Soil	0 1 FT		Semi-Volatile Organics	Indeno(1,2,3-cd)pyrene	0.21	mg/kg	J	J	J	0.4	
WBGss-359	WB3027	8/9/2000	Grab	Soil	0 1 NA	Pad 59, Plot 108	Semi-Volatile Organics	Indeno(1,2,3-cd)pyrene	0.14	mg/kg	J	J	J	0.38	
WBGss-190	WB0915	5/6/1998	Grab	Surface Soil	0 1 FT		Semi-Volatile Organics	Indeno(1,2,3-cd)pyrene	0.13	mg/kg	J	J	J	0.4	
WBGss-326	WB1001	8/8/2000	Grab	Soil	0 1 NA	Pad 38, Plot 154	Semi-Volatile Organics	Indeno(1,2,3-cd)pyrene	4.8	mg/kg	U	U	U	4.8	
WBGss-390	WB2018	8/8/2000	Grab	Soil	0 1 NA	Pad 66, Plot 243	Semi-Volatile Organics	Indeno(1,2,3-cd)pyrene	3.9	mg/kg	U	U	U	3.9	
WBGss-389	WB2016	8/8/2000	Grab	Soil	0 1 NA	Pad 66, Plot 242	Semi-Volatile Organics	Indeno(1,2,3-cd)pyrene	1.9	mg/kg	U	U	U	1.9	
WBGss-325	WB1004	8/8/2000	Grab	Soil	0 1 NA	Pad 38, Plot 135	Semi-Volatile Organics	Indeno(1,2,3-cd)pyrene	1.5	mg/kg	U	U	U	1.5	
WBGss-008	WBGSS-008-0463-SO	7/30/1996	Grab Composite	Surface Soil	0 2 FT	VOCs collected from 1.5- 2.0 ft depth.	Semi-Volatile Organics	Indeno(1,2,3-cd)pyrene	0.69	mg/kg	U	U	U	0.69	
WBG-225	WBG4088	10/20/2000	Grab	Surface Soil	0 1 FT		Semi-Volatile Organics	Indeno(1,2,3-cd)pyrene	0.44	mg/kg	U	U	U	0.44	
WBG-231	WBG4108	10/21/2000	Grab	Surface Soil	0 1 FT		Semi-Volatile Organics	Indeno(1,2,3-cd)pyrene	0.43	mg/kg	U	U	U	0.43	
WBG-251	WBG4176	10/23/2000	Grab	Surface Soil	0 1 FT		Semi-Volatile Organics	Indeno(1,2,3-cd)pyrene	0.43	mg/kg	U	U	U	0.43	
WBGss-122	WB0711	4/22/1998	Grab Composite	Surface Soil	0 1 FT		Semi-Volatile Organics	Indeno(1,2,3-cd)pyrene	0.42	mg/kg	U	U	U	0.42	
WBG-245	WBG4156	10/23/2000	Grab	Surface Soil	0 1 FT		Semi-Volatile Organics	Indeno(1,2,3-cd)pyrene	0.41	mg/kg	U	U	U	0.41	
WBGss-313	WB1006	8/8/2000	Grab	Soil	0 1 NA	Pad 37, Plot 236	Semi-Volatile Organics	Indeno(1,2,3-cd)pyrene	0.41	mg/kg	U	U	U	0.41	
WBG-236	WBG4125	10/20/2000	Grab	Surface Soil	0 1 FT		Semi-Volatile Organics	Indeno(1,2,3-cd)pyrene	0.4	mg/kg	U	U	U	0.4	
WBGss-104	WB0693	4/23/1998	Grab Composite	Surface Soil	0 1 FT		Semi-Volatile Organics	Indeno(1,2,3-cd)pyrene	0.4	mg/kg	U	U	U	0.4	
WBGss-299	WB1009	8/8/2000	Grab	Soil	0 1 NA	Pad 37, Plot 11	Semi-Volatile Organics	Indeno(1,2,3-cd)pyrene	0.39	mg/kg	U	U	U	0.39	
WBGss-308	WB1008	8/8/2000	Grab	Soil	0 1 NA	Pad 37, Plot 130	Semi-Volatile Organics	Indeno(1,2,3-cd)pyrene	0.39	mg/kg	U	U	U	0.39	
WBGss-322	WB1003	8/8/2000	Grab	Soil	0 1 NA	Pad 38, Plot 30	Semi-Volatile Organics	Indeno(1,2,3-cd)pyrene	0.39	mg/kg	U	U	U	0.39	
WBGss-334	WB1005	8/8/2000	Grab	Soil	0 1 NA	Pad 38, Plot 295	Semi-Volatile Organics	Indeno(1,2,3-cd)pyrene	0.39	mg/kg	U	U	U	0.39	
WBGss-362	WB3025	8/9/2000	Grab	Soil	0 1 NA	Pad 59, Plot 140	Semi-Volatile Organics	Indeno(1,2,3-cd)pyrene	0.39	mg/kg	U	U	U	0.39	
WBGss-371	WB3026	8/9/2000	Grab	Soil	0 1 NA	Pad 59, Plot 253	Semi-Volatile Organics	Indeno(1,2,3-cd)pyrene	0.39	mg/kg	U	U	U	0.39	
WBGss-111	WB0700	4/23/1998	Grab Composite	Surface Soil	0 1 FT		Semi-Volatile Organics	Indeno(1,2,3-cd)pyrene	0.39	mg/kg	U	U	U	0.39	
WBGss-314	WB1007	8/8/2000	Grab	Soil	0 1 NA	Pad 37, Plot 265	Semi-Volatile Organics	Indeno(1,2,3-cd)pyrene	0.38	mg/kg	U	U	U	0.38	
WBGss-324	WB1002	8/8/2000	Grab	Soil	0 1 NA	Pad 38, Plot 126	Semi-Volatile Organics	Indeno(1,2,3-cd)pyrene	0.38	mg/kg	U	U	U	0.38	
WBGss-341	WB3019	8/9/2000	Grab	Soil	0 1 NA	Pad 58, Plot 45	Semi-Volatile Organics	Indeno(1,2,3-cd)pyrene	0.38	mg/kg	U	U	U	0.38	
WBGss-344	WB3020	8/9/2000	Grab	Soil	0 1 NA	Pad 58, Plot 104	Semi-Volatile Organics	Indeno(1,2,3-cd)pyrene	0.38	mg/kg	U	U	U	0.38	
WBGss-346	WB3022	8/9/2000	Grab	Soil	0 1 NA	Pad 58, Plot 156	Semi-Volatile Organics	Indeno(1,2,3-cd)pyrene	0.38	mg/kg	U	U	U	0.38	
WBGss-347	WB3023	8/9/2000	Grab	Soil	0 1 NA	Pad 58, Plot 158	Semi-Volatile Organics	Indeno(1,2,3-cd)pyrene	0.38	mg/kg	U	U	U	0.38	
WBGss-352	WB3021	8/9/2000	Grab	Soil	0 1 NA	Pad 58, Plot 234/235	Semi-Volatile Organics	Indeno(1,2,3-cd)pyrene	0.38	mg/kg	U	U	U	0.38	
WBGss-353	WB3024	8/9/2000	Grab	Soil	0 1 NA	Pad 58, Plot 251	Semi-Volatile Organics	Indeno(1,2,3-cd)pyrene	0.38	mg/kg	U	U	U	0.38	
WBGss-192	WB0917	5/6/1998	Grab	Surface Soil	0 1 FT		Semi-Volatile Organics	Indeno(1,2,3-cd)pyrene	0.37	mg/kg	U	U	U	0.37	
WBGss-051	WBGSS-051-0509-SO	8/8/1996	Grab Composite	Surface Soil	0 2 FT		Semi-Volatile Organics	Indeno(1,2,3-cd)pyrene	0.34	mg/kg	U	U	U	0.34	
WBGss-066	WBGSS-066-0528-SO	8/9/1996	Grab Composite	Surface Soil	0 2 FT		Semi-Volatile Organics	Indeno(1,2,3-cd)pyrene	0.34	mg/kg	U	U	U	0.34	
WBGss-072	WBGSS-072-0536-SO	8/9/1996	Grab Composite	Surface Soil	0 2 FT		Semi-Volatile Organics	Indeno(1,2,3-cd)pyrene	0.34	mg/kg	U	U	U	0.34	
WBGss-021	WBGSS-021-0478-SO	8/5/1996	Grab Composite	Surface Soil	0 2 FT	Volatile samples collected at 1.5 ft bgs.	Semi-Volatile Organics	Indeno(1,2,3-cd)pyrene	0.33	mg/kg	U	U	U	0.33	
WBGss-031	WBGSS-031-0488-SO	8/7/1996	Grab Composite	Surface Soil	0 2 FT	West of pad #37	Semi-Volatile Organics	Indeno(1,2,3-cd)pyrene	0.33	mg/kg	U	U	U	0.33	
WBGss-076	WBGSS-076-0541-SO	8/9/1996	Grab Composite	Surface Soil	0 2 FT		Semi-Volatile Organics	Indeno(1,2,3-cd)pyrene	0.33	mg/kg	U	U	U	0.33	
WBG-240	WBG4139	10/21/2000	Grab	Surface Soil	0 1 FT		Semi-Volatile Organics	Indeno(1,2,3-cd)pyrene	0.41	mg/kg	U	UJ	UJ	0.41	K01
WBGss-362	WB3025	8/9/2000	Grab	Soil	0 1 NA	Pad 59, Plot 140	Semi-Volatile Organics	Naphthalene	0.18	mg/kg	J	J	J	0.39	
WBGss-359	WB3027	8/9/2000	Grab	Soil	0 1 NA	Pad 59, Plot 108	Semi-Volatile Organics	Naphthalene	0.17	mg/kg	J	J	J	0.38	
WBGss-371	WB3026	8/9/2000	Grab	Soil	0 1 NA	Pad 59, Plot 253	Semi-Volatile Organics	Naphthalene	0.097	mg/kg	J	J	J	0.39	
WBGss-008	WBGSS-008-0463-SO	7/30/1996	Grab Composite	Surface Soil	0 2 FT	VOCs collected from 1.5- 2.0 ft depth.	Semi-Volatile Organics	Naphthalene	0.076	mg/kg	J	J	J	0.69	
WBGss-388	WB2017	8/8/2000	Grab	Soil	0 1 NA	Pad 66, Plot 226	Semi-Volatile Organics	Naphthalene	0.074	mg/kg	J	J	J	0.39	
WBG-261	WBG4210	10/23/2000	Grab	Surface Soil	0 1 FT		Semi-Volatile Organics	Naphthalene	0.061	mg/kg	J	J	J	0.41	
WBGss-347	WB3023	8/9/2000	Grab	Soil	0 1 NA	Pad 58, Plot 158	Semi-Volatile Organics	Naphthalene	0.041	mg/kg	J	J	J	0.38	
WBGss-326	WB1001	8/8/2000	Grab	Soil	0 1 NA	Pad 38, Plot 154	Semi-Volatile Organics	Naphthalene	4.8	mg/kg	U	U	U	4.8	
WBGss-390	WB2018	8/8/2000	Grab	Soil	0 1 NA	Pad 66, Plot 243	Semi-Volatile Organics	Naphthalene	3.9	mg/kg	U	U	U	3.9	
WBGss-389	WB2016	8/8/2000	Grab	Soil	0 1 NA	Pad 66, Plot 242	Semi-Volatile Organics	Naphthalene	1.9	mg/kg	U	U	U	1.9	
WBGss-325	WB1004	8/8/2000	Grab	Soil	0 1 NA	Pad 38, Plot 135	Semi-Volatile Organics	Naphthalene	1.5	mg/kg	U	U	U	1.5	
WBG-225	WBG4088	10/20/2000	Grab	Surface Soil	0 1 FT		Semi-Volatile Organics	Naphthalene	0.44	mg/kg	U	U	U	0.44	
WBG-231	WBG4108	10/21/2000	Grab	Surface Soil	0 1 FT		Semi-Volatile Organics	Naphthalene	0.43	mg/kg	U	U	U	0.43	
WBG-251	WBG4176	10/23/2000	Grab	Surface Soil	0 1 FT		Semi-Volatile Organics	Naphthalene	0.43	mg/kg	U	U	U	0.43	
WBGss-122	WB0711	4/22/1998	Grab Composite	Surface Soil	0 1 FT		Semi-Volatile Organics	Naphthalene	0.42	mg/kg	U	U	U	0.42	
WBG-240	WBG4139	10/21/2000	Grab	Surface Soil	0 1 FT		Semi-Volatile Organics	Naphthalene	0.41	mg/kg	U	U	U	0.41	
WBG-245	WBG4156	10/23/2000	Grab	Surface Soil	0 1 FT		Semi-Volatile Organics	Naphthalene	0.41	mg/kg	U	U	U	0.41	
WBGss-191	WB0916	5/6/1998	Grab	Surface Soil	0 1 FT		Semi-Volatile Organics	Naphthalene	0.41	mg/kg	U	U	U	0.41	
WBGss-313	WB1006	8/8/2000	Grab	Soil	0 1 NA	Pad 37, Plot 236	Semi-Volatile Organics	Naphthalene	0.41	mg/kg	U	U	U	0.41	
WBG-236	WBG4125	10/20/2000	Grab	Surface Soil	0 1 FT		Semi-Volatile Organics	Naphthalene	0.4	mg/kg	U	U	U	0.4	
WBGss-190	WB0915	5/6/1998	Grab	Surface Soil	0 1 FT		Semi-Volatile Organics	Naphthalene	0.4	mg/kg	U	U	U	0.4	
WBGss-104	WB0693	4/23/1998	Grab Composite	Surface Soil	0 1 FT		Semi-Volatile Organics	Naphthalene	0.4	mg/kg	U	U	U	0.4	
WBGss-131	WB0720	4/21/1998	Grab Composite	Surface Soil	0 1 FT		Semi-Volatile Organics	Naphthalene	0.4	mg/kg	U	U	U	0.4	
WBGss-299	WB1009	8/8/2000	Grab	Soil	0 1 NA	Pad 37, Plot 11	Semi-Volatile Organics	Naphthalene	0.39	mg/kg	U	U	U	0.39	
WBGss-308	WB1008	8/8/2000	Grab	Soil	0 1 NA	Pad 37, Plot 130	Semi-Volatile Organics	Naphthalene	0.39	mg/kg	U	U	U	0.39	
WBGss-322	WB1003	8/8/2000	Grab	Soil	0 1 NA	Pad 38, Plot 30	Semi-Volatile Organics	Naphthalene	0.39	mg/kg	U	U	U	0.39	
WBGss-334	WB1005	8/8/2000	Grab	Soil	0 1 NA	Pad 38, Plot 295	Semi-Volatile Organics	Naphthalene	0.39	mg/kg	U	U	U	0.39	
WBGss-111	WB0700	4/23/1998	Grab Composite	Surface Soil	0 1 FT		Semi-Volatile Organics	Naphthalene	0.39	mg/kg	U	U	U	0.39	
WBGss-314	WB1007	8/8/2000	Grab	Soil	0 1 NA	Pad 37, Plot 265	Semi-Volatile Organics	Naphthalene	0.38	mg/kg	U	U	U	0.38	
WBGss-324	WB1002	8/8/2000	Grab	Soil	0 1 NA	Pad 38, Plot 126	Semi-Volatile Organics	Naphthalene	0.38	mg/kg	U	U	U	0.38	
WBGss-341	WB3019	8/9/2000	Grab	Soil	0 1 NA	Pad 58, Plot 45	Semi-Volatile Organics	Naphthalene	0.38	mg/kg	U	U	U	0.38	
WBGss-344	WB3020	8/9/2000	Grab	Soil	0 1 NA	Pad 58, Plot 104	Semi-Volatile Organics	Naphthalene	0.38	mg/kg	U	U	U	0.38	
WBGss-346	WB3022	8/9/2000	Grab	Soil	0 1 NA	Pad 58, Plot 156	Semi-Volatile Organics	Naphthalene	0.38	mg/kg	U	U	U	0.38	
WBGss-352	WB3021	8/9/2000	Grab	Soil	0 1 NA	Pad 58, Plot 234/235	Semi-Volatile Organics	Naphthalene	0.38	mg/kg	U	U	U	0.38	
WBGss-353	WB3024	8/9/2000	Grab	Soil	0 1 NA	Pad 58, Plot 251	Semi-Volatile Organics	Naphthalene	0.38	mg/kg	U	U	U	0.38	
WBGss-192	WB0917	5/6/1998	Grab	Surface Soil	0 1 FT		Semi-Volatile Organics	Naphthalene	0.37	mg/kg	U	U	U	0.37	
WBGss-051	WBGSS-051-0509-SO	8/8/1996	Grab Composite	Surface Soil	0 2 FT		Semi-Volatile Organics	Naphthalene	0.34	mg/kg	U	U	U	0.34	
WBGss-066	WBGSS-066-0528-SO	8/9/1996	Grab Composite	Surface Soil	0 2 FT		Semi-Volatile Organics	Naphthalene	0.34	mg/kg	U	U	U	0.34	
WBGss-072	WBGSS-072-0536-SO	8/9/1996	Grab Composite	Surface Soil	0 2 FT		Semi-Volatile Organics	Naphthalene	0.34	mg/kg	U	U	U	0.34	
WBGss-021	WBGSS-021-0478-SO	8/5/1996	Grab Composite	Surface Soil	0 2 FT	Volatile samples collected at 1.5 ft bgs.	Semi-Volatile Organics	Naphthalene	0.33	mg/kg	U	U	U	0.33	
WBGss-031	WBGSS-031-0488-SO	8/7/1996	Grab Composite	Surface Soil	0 2 FT	West of pad #37	Semi-Volatile Organics	Naphthalene	0.33	mg/kg	U	U	U	0.33	
WBGss-076	WBGSS-076-0541-SO	8/9/1996	Grab Composite	Surface Soil	0 2 FT		Semi-Volatile Organics	Naphthalene	0.33	mg/kg	U	U	U	0.33	
WBGss-326	WB1001	8/8/2000	Grab	Soil	0 1 NA	Pad 38, Plot 154	Semi-Volatile Organics	N-Nitrosodiphenylamine	1.5	mg/kg	J	J	J	4.8	
WBGss-325	WB1004	8/8/2000	Grab	Soil	0 1 NA	Pad 38, Plot 135	Semi-Volatile Organics	N-Nitrosodiphenylamine	0.66	mg/kg	J	J	J	1.5	
WBGss-390	WB2018	8/8/2000	Grab	Soil	0 1 NA	Pad 66, Plot 243	Semi-Volatile Organics	N-Nitrosodiphenylamine	3.9	mg/kg	U	U	U	3.9	
WBGss-389	WB2016	8/8/2000	Grab	Soil	0 1 NA	Pad 66, Plot 242	Semi-Volatile Organics	N-Nitrosodiphenylamine	1.9	mg/kg	U	U	U	1.9	
WBGss-008	WBGSS-008-0463-SO	7/30/1996	Grab Composite	Surface Soil	0 2 FT	VOCs collected from 1.5- 2.0 ft depth.	Semi-Volatile Organics	N-Nitrosodiphenylamine	0.69	mg/kg	U	U	U	0.69	
WBG-225	WBG4088	10/20/2000	Grab	Surface Soil	0 1 FT		Semi-Volatile Organics	N-Nitrosodiphenylamine	0.44	mg/kg	U	U	U	0.44	
WBG-231	WBG4108	10/21/2000	Grab	Surface Soil	0 1 FT		Semi-Volatile Organics	N-Nitrosodiphenylamine	0.43	mg/kg	U	U	U	0.43	
WBG-251	WBG4176	10/23/2000	Grab	Surface Soil	0 1 FT		Semi-Volatile Organics	N-Nitrosodiphenylamine	0.43	mg/kg	U	U	U	0.43	
WBGss-122	WB0711	4/22/1998	Grab Composite	Surface Soil	0 1 FT		Semi-Volatile Organics	N-Nitrosodiphenylamine	0.42	mg/kg	U	U	U	0.42	
WBG-240	WBG4139	10/21/2000	Grab	Surface Soil	0 1 FT		Semi-Volatile Organics	N-Nitrosodiphenylamine	0.41	mg/kg	U	U	U	0.41	
WBG-245	WBG4156	10/23/2000	Grab	Surface Soil	0 1 FT		Semi-Volatile Organics	N-Nitrosodiphenylamine	0.41	mg/kg	U	U	U	0.41	

Station	Sample ID	Date Collected	Sample Type	Media	Depth	Sample Comment	Analysis	Chemical	Results	Units	Lab Qual	Data Qual	Qual	Detection Limit	Validation Code
WBG-261	WBG4210	10/23/2000	Grab	Surface Soil	0 1 FT		Semi-Volatile Organics	N-Nitrosodiphenylamine	0.41	mg/kg	U	U	U	0.41	
WBGss-191	WB0916	5/6/1998	Grab	Surface Soil	0 1 FT		Semi-Volatile Organics	N-Nitrosodiphenylamine	0.41	mg/kg	U	U	U	0.41	
WBGss-313	WB1006	8/8/2000	Grab	Soil	0 1 NA	Pad 37, Plot 236	Semi-Volatile Organics	N-Nitrosodiphenylamine	0.41	mg/kg	U	U	U	0.41	
WBG-236	WBG4125	10/20/2000	Grab	Surface Soil	0 1 FT		Semi-Volatile Organics	N-Nitrosodiphenylamine	0.4	mg/kg	U	U	U	0.4	
WBGss-190	WB0915	5/6/1998	Grab	Surface Soil	0 1 FT		Semi-Volatile Organics	N-Nitrosodiphenylamine	0.4	mg/kg	U	U	U	0.4	
WBGss-104	WB0693	4/23/1998	Grab Composite	Surface Soil	0 1 FT		Semi-Volatile Organics	N-Nitrosodiphenylamine	0.4	mg/kg	U	U	U	0.4	
WBGss-131	WB0720	4/21/1998	Grab Composite	Surface Soil	0 1 FT		Semi-Volatile Organics	N-Nitrosodiphenylamine	0.4	mg/kg	U	U	U	0.4	
WBGss-299	WB1009	8/8/2000	Grab	Soil	0 1 NA	Pad 37, Plot 11	Semi-Volatile Organics	N-Nitrosodiphenylamine	0.39	mg/kg	U	U	U	0.39	
WBGss-308	WB1008	8/8/2000	Grab	Soil	0 1 NA	Pad 37, Plot 130	Semi-Volatile Organics	N-Nitrosodiphenylamine	0.39	mg/kg	U	U	U	0.39	
WBGss-322	WB1003	8/8/2000	Grab	Soil	0 1 NA	Pad 38, Plot 30	Semi-Volatile Organics	N-Nitrosodiphenylamine	0.39	mg/kg	U	U	U	0.39	
WBGss-334	WB1005	8/8/2000	Grab	Soil	0 1 NA	Pad 38, Plot 295	Semi-Volatile Organics	N-Nitrosodiphenylamine	0.39	mg/kg	U	U	U	0.39	
WBGss-362	WB3025	8/9/2000	Grab	Soil	0 1 NA	Pad 59, Plot 140	Semi-Volatile Organics	N-Nitrosodiphenylamine	0.39	mg/kg	U	U	U	0.39	
WBGss-371	WB3026	8/9/2000	Grab	Soil	0 1 NA	Pad 59, Plot 253	Semi-Volatile Organics	N-Nitrosodiphenylamine	0.39	mg/kg	U	U	U	0.39	
WBGss-388	WB2017	8/8/2000	Grab	Soil	0 1 NA	Pad 66, Plot 226	Semi-Volatile Organics	N-Nitrosodiphenylamine	0.39	mg/kg	U	U	U	0.39	
WBGss-111	WB0700	4/23/1998	Grab Composite	Surface Soil	0 1 FT		Semi-Volatile Organics	N-Nitrosodiphenylamine	0.39	mg/kg	U	U	U	0.39	
WBGss-314	WB1007	8/8/2000	Grab	Soil	0 1 NA	Pad 37, Plot 265	Semi-Volatile Organics	N-Nitrosodiphenylamine	0.38	mg/kg	U	U	U	0.38	
WBGss-324	WB1002	8/8/2000	Grab	Soil	0 1 NA	Pad 38, Plot 126	Semi-Volatile Organics	N-Nitrosodiphenylamine	0.38	mg/kg	U	U	U	0.38	
WBGss-341	WB3019	8/9/2000	Grab	Soil	0 1 NA	Pad 58, Plot 45	Semi-Volatile Organics	N-Nitrosodiphenylamine	0.38	mg/kg	U	U	U	0.38	
WBGss-344	WB3020	8/9/2000	Grab	Soil	0 1 NA	Pad 58, Plot 104	Semi-Volatile Organics	N-Nitrosodiphenylamine	0.38	mg/kg	U	U	U	0.38	
WBGss-346	WB3022	8/9/2000	Grab	Soil	0 1 NA	Pad 58, Plot 156	Semi-Volatile Organics	N-Nitrosodiphenylamine	0.38	mg/kg	U	U	U	0.38	
WBGss-347	WB3023	8/9/2000	Grab	Soil	0 1 NA	Pad 58, Plot 158	Semi-Volatile Organics	N-Nitrosodiphenylamine	0.38	mg/kg	U	U	U	0.38	
WBGss-352	WB3021	8/9/2000	Grab	Soil	0 1 NA	Pad 58, Plot 234/235	Semi-Volatile Organics	N-Nitrosodiphenylamine	0.38	mg/kg	U	U	U	0.38	
WBGss-353	WB3024	8/9/2000	Grab	Soil	0 1 NA	Pad 58, Plot 251	Semi-Volatile Organics	N-Nitrosodiphenylamine	0.38	mg/kg	U	U	U	0.38	
WBGss-359	WB3027	8/9/2000	Grab	Soil	0 1 NA	Pad 59, Plot 108	Semi-Volatile Organics	N-Nitrosodiphenylamine	0.38	mg/kg	U	U	U	0.38	
WBGss-192	WB0917	5/6/1998	Grab	Surface Soil	0 1 FT		Semi-Volatile Organics	N-Nitrosodiphenylamine	0.37	mg/kg	U	U	U	0.37	
WBGss-051	WBGSS-051-0509-SO	8/8/1996	Grab Composite	Surface Soil	0 2 FT		Semi-Volatile Organics	N-Nitrosodiphenylamine	0.34	mg/kg	U	U	U	0.34	
WBGss-066	WBGSS-066-0528-SO	8/9/1996	Grab Composite	Surface Soil	0 2 FT		Semi-Volatile Organics	N-Nitrosodiphenylamine	0.34	mg/kg	U	U	U	0.34	
WBGss-072	WBGSS-072-0536-SO	8/9/1996	Grab Composite	Surface Soil	0 2 FT		Semi-Volatile Organics	N-Nitrosodiphenylamine	0.34	mg/kg	U	U	U	0.34	
WBGss-021	WBGSS-021-0478-SO	8/5/1996	Grab Composite	Surface Soil	0 2 FT	Volatile samples collected at 1.5 ft bgs.	Semi-Volatile Organics	N-Nitrosodiphenylamine	0.33	mg/kg	U	U	U	0.33	
WBGss-031	WBGSS-031-0488-SO	8/7/1996	Grab Composite	Surface Soil	0 2 FT	West of pad #37	Semi-Volatile Organics	N-Nitrosodiphenylamine	0.33	mg/kg	U	U	U	0.33	
WBGss-076	WBGSS-076-0541-SO	8/9/1996	Grab Composite	Surface Soil	0 2 FT		Semi-Volatile Organics	N-Nitrosodiphenylamine	0.33	mg/kg	U	U	U	0.33	
WBGss-388	WB2017	8/8/2000	Grab	Soil	0 1 NA	Pad 66, Plot 226	Semi-Volatile Organics	Phenanthrene	3.2	mg/kg		=	=	0.39	
WBGss-191	WB0916	5/6/1998	Grab	Surface Soil	0 1 FT		Semi-Volatile Organics	Phenanthrene	2.4	mg/kg		=	=	0.41	
WBGss-131	WB0720	4/21/1998	Grab Composite	Surface Soil	0 1 FT		Semi-Volatile Organics	Phenanthrene	1.4	mg/kg		=	=	0.4	
WBG-261	WBG4210	10/23/2000	Grab	Surface Soil	0 1 FT		Semi-Volatile Organics	Phenanthrene	0.48	mg/kg		=	=	0.41	
WBGss-362	WB3025	8/9/2000	Grab	Soil	0 1 NA	Pad 59, Plot 140	Semi-Volatile Organics	Phenanthrene	0.27	mg/kg	J	J	J	0.39	
WBGss-190	WB0915	5/6/1998	Grab	Surface Soil	0 1 FT		Semi-Volatile Organics	Phenanthrene	0.17	mg/kg	J	J	J	0.4	
WBGss-359	WB3027	8/9/2000	Grab	Soil	0 1 NA	Pad 59, Plot 108	Semi-Volatile Organics	Phenanthrene	0.17	mg/kg	J	J	J	0.38	
WBGss-122	WB0711	4/22/1998	Grab Composite	Surface Soil	0 1 FT		Semi-Volatile Organics	Phenanthrene	0.14	mg/kg	J	J	J	0.42	
WBGss-371	WB3026	8/9/2000	Grab	Soil	0 1 NA	Pad 59, Plot 253	Semi-Volatile Organics	Phenanthrene	0.1	mg/kg	J	J	J	0.39	
WBGss-008	WBGSS-008-0463-SO	7/30/1996	Grab Composite	Surface Soil	0 2 FT	VOCs collected from 1.5- 2.0 ft depth.	Semi-Volatile Organics	Phenanthrene	0.07	mg/kg	J	J	J	0.69	
WBGss-347	WB3023	8/9/2000	Grab	Soil	0 1 NA	Pad 58, Plot 158	Semi-Volatile Organics	Phenanthrene	0.054	mg/kg	J	J	J	0.38	
WBGss-314	WB1007	8/8/2000	Grab	Soil	0 1 NA	Pad 37, Plot 265	Semi-Volatile Organics	Phenanthrene	0.052	mg/kg	J	J	J	0.38	
WBGss-322	WB1003	8/8/2000	Grab	Soil	0 1 NA	Pad 38, Plot 30	Semi-Volatile Organics	Phenanthrene	0.052	mg/kg	J	J	J	0.39	
WBGss-326	WB1001	8/8/2000	Grab	Soil	0 1 NA	Pad 38, Plot 154	Semi-Volatile Organics	Phenanthrene	4.8	mg/kg	U	U	U	4.8	
WBGss-390	WB2018	8/8/2000	Grab	Soil	0 1 NA	Pad 66, Plot 243	Semi-Volatile Organics	Phenanthrene	3.9	mg/kg	U	U	U	3.9	
WBGss-389	WB2016	8/8/2000	Grab	Soil	0 1 NA	Pad 66, Plot 242	Semi-Volatile Organics	Phenanthrene	1.9	mg/kg	U	U	U	1.9	
WBGss-325	WB1004	8/8/2000	Grab	Soil	0 1 NA	Pad 38, Plot 135	Semi-Volatile Organics	Phenanthrene	1.5	mg/kg	U	U	U	1.5	
WBG-225	WBG4088	10/20/2000	Grab	Surface Soil	0 1 FT		Semi-Volatile Organics	Phenanthrene	0.44	mg/kg	U	U	U	0.44	
WBG-231	WBG4108	10/21/2000	Grab	Surface Soil	0 1 FT		Semi-Volatile Organics	Phenanthrene	0.43	mg/kg	U	U	U	0.43	
WBG-251	WBG4176	10/23/2000	Grab	Surface Soil	0 1 FT		Semi-Volatile Organics	Phenanthrene	0.43	mg/kg	U	U	U	0.43	
WBG-240	WBG4139	10/21/2000	Grab	Surface Soil	0 1 FT		Semi-Volatile Organics	Phenanthrene	0.41	mg/kg	U	U	U	0.41	
WBG-245	WBG4156	10/23/2000	Grab	Surface Soil	0 1 FT		Semi-Volatile Organics	Phenanthrene	0.41	mg/kg	U	U	U	0.41	
WBGss-313	WB1006	8/8/2000	Grab	Soil	0 1 NA	Pad 37, Plot 236	Semi-Volatile Organics	Phenanthrene	0.41	mg/kg	U	U	U	0.41	
WBG-236	WBG4125	10/20/2000	Grab	Surface Soil	0 1 FT		Semi-Volatile Organics	Phenanthrene	0.4	mg/kg	U	U	U	0.4	
WBGss-104	WB0693	4/23/1998	Grab Composite	Surface Soil	0 1 FT		Semi-Volatile Organics	Phenanthrene	0.4	mg/kg	U	U	U	0.4	
WBGss-299	WB1009	8/8/2000	Grab	Soil	0 1 NA	Pad 37, Plot 11	Semi-Volatile Organics	Phenanthrene	0.39	mg/kg	U	U	U	0.39	
WBGss-308	WB1008	8/8/2000	Grab	Soil	0 1 NA	Pad 37, Plot 130	Semi-Volatile Organics	Phenanthrene	0.39	mg/kg	U	U	U	0.39	
WBGss-334	WB1005	8/8/2000	Grab	Soil	0 1 NA	Pad 38, Plot 295	Semi-Volatile Organics	Phenanthrene	0.39	mg/kg	U	U	U	0.39	
WBGss-111	WB0700	4/23/1998	Grab Composite	Surface Soil	0 1 FT		Semi-Volatile Organics	Phenanthrene	0.39	mg/kg	U	U	U	0.39	
WBGss-324	WB1002	8/8/2000	Grab	Soil	0 1 NA	Pad 38, Plot 126	Semi-Volatile Organics	Phenanthrene	0.38	mg/kg	U	U	U	0.38	
WBGss-341	WB3019	8/9/2000	Grab	Soil	0 1 NA	Pad 58, Plot 45	Semi-Volatile Organics	Phenanthrene	0.38	mg/kg	U	U	U	0.38	
WBGss-344	WB3020	8/9/2000	Grab	Soil	0 1 NA	Pad 58, Plot 104	Semi-Volatile Organics	Phenanthrene	0.38	mg/kg	U	U	U	0.38	
WBGss-346	WB3022	8/9/2000	Grab	Soil	0 1 NA	Pad 58, Plot 156	Semi-Volatile Organics	Phenanthrene	0.38	mg/kg	U	U	U	0.38	
WBGss-352	WB3021	8/9/2000	Grab	Soil	0 1 NA	Pad 58, Plot 234/235	Semi-Volatile Organics	Phenanthrene	0.38	mg/kg	U	U	U	0.38	
WBGss-353	WB3024	8/9/2000	Grab	Soil	0 1 NA	Pad 58, Plot 251	Semi-Volatile Organics	Phenanthrene	0.38	mg/kg	U	U	U	0.38	
WBGss-192	WB0917	5/6/1998	Grab	Surface Soil	0 1 FT		Semi-Volatile Organics	Phenanthrene	0.37	mg/kg	U	U	U	0.37	
WBGss-051	WBGSS-051-0509-SO	8/8/1996	Grab Composite	Surface Soil	0 2 FT		Semi-Volatile Organics	Phenanthrene	0.34	mg/kg	U	U	U	0.34	
WBGss-066	WBGSS-066-0528-SO	8/9/1996	Grab Composite	Surface Soil	0 2 FT		Semi-Volatile Organics	Phenanthrene	0.34	mg/kg	U	U	U	0.34	
WBGss-072	WBGSS-072-0536-SO	8/9/1996	Grab Composite	Surface Soil	0 2 FT		Semi-Volatile Organics	Phenanthrene	0.34	mg/kg	U	U	U	0.34	
WBGss-021	WBGSS-021-0478-SO	8/5/1996	Grab Composite	Surface Soil	0 2 FT	Volatile samples collected at 1.5 ft bgs.	Semi-Volatile Organics	Phenanthrene	0.33	mg/kg	U	U	U	0.33	
WBGss-031	WBGSS-031-0488-SO	8/7/1996	Grab Composite	Surface Soil	0 2 FT	West of pad #37	Semi-Volatile Organics	Phenanthrene	0.33	mg/kg	U	U	U	0.33	
WBGss-076	WBGSS-076-0541-SO	8/9/1996	Grab Composite	Surface Soil	0 2 FT		Semi-Volatile Organics	Phenanthrene	0.33	mg/kg	U	U	U	0.33	
WBGss-388	WB2017	8/8/2000	Grab	Soil	0 1 NA	Pad 66, Plot 226	Semi-Volatile Organics	Pyrene	4.7	mg/kg	D	=	=	0.39	
WBGss-191	WB0916	5/6/1998	Grab	Surface Soil	0 1 FT		Semi-Volatile Organics	Pyrene	2.1	mg/kg		=	=	0.41	
WBGss-131	WB0720	4/21/1998	Grab Composite	Surface Soil	0 1 FT		Semi-Volatile Organics	Pyrene	1.3	mg/kg		=	=	0.4	
WBG-261	WBG4210	10/23/2000	Grab	Surface Soil	0 1 FT		Semi-Volatile Organics	Pyrene	0.77	mg/kg		=	=	0.41	
WBGss-389	WB2016	8/8/2000	Grab	Soil	0 1 NA	Pad 66, Plot 242	Semi-Volatile Organics	Pyrene	0.35	mg/kg	J	J	J	1.9	
WBGss-190	WB0915	5/6/1998	Grab	Surface Soil	0 1 FT		Semi-Volatile Organics	Pyrene	0.3	mg/kg	J	J	J	0.4	
WBGss-359	WB3027	8/9/2000	Grab	Soil	0 1 NA	Pad 59, Plot 108	Semi-Volatile Organics	Pyrene	0.11	mg/kg	J	J	J	0.38	
WBGss-122	WB0711	4/22/1998	Grab Composite	Surface Soil	0 1 FT		Semi-Volatile Organics	Pyrene	0.11	mg/kg	J	J	J	0.42	
WBGss-362	WB3025	8/9/2000	Grab	Soil	0 1 NA	Pad 59, Plot 140	Semi-Volatile Organics	Pyrene	0.075	mg/kg	J	J	J	0.39	
WBGss-066	WBGSS-066-0528-SO	8/9/1996	Grab Composite	Surface Soil	0 2 FT		Semi-Volatile Organics	Pyrene	0.036	mg/kg	J	J	J	0.34	
WBGss-326	WB1001	8/8/2000	Grab	Soil	0 1 NA	Pad 38, Plot 154	Semi-Volatile Organics	Pyrene	4.8	mg/kg	U	U	U	4.8	
WBGss-390	WB2018	8/8/2000	Grab	Soil	0 1 NA	Pad 66, Plot 243	Semi-Volatile Organics	Pyrene	3.9	mg/kg	U	U	U	3.9	
WBGss-325	WB1004	8/8/2000	Grab	Soil	0 1 NA	Pad 38, Plot 135	Semi-Volatile Organics	Pyrene	1.5	mg/kg	U	U	U	1.5	
WBGss-008	WBGSS-008-0463-SO	7/30/1996	Grab Composite	Surface Soil	0 2 FT	VOCs collected from 1.5- 2.0 ft depth.	Semi-Volatile Organics	Pyrene	0.69	mg/kg	U	U	U	0.69	
WBG-225	WBG4088	10/20/2000	Grab	Surface Soil	0 1 FT		Semi-Volatile Organics	Pyrene	0.44	mg/kg	U	U	U	0.44	
WBG-231	WBG4108	10/21/2000	Grab	Surface Soil	0 1 FT		Semi-Volatile Organics	Pyrene	0.43	mg/kg	U	U	U	0.43	
WBG-251	WBG4176	10/23/2000	Grab	Surface Soil	0 1 FT		Semi-Volatile Organics	Pyrene	0.43	mg/kg	U	U	U	0.43	
WBG-245	WBG4156	10/23/2000	Grab	Surface Soil	0 1 FT		Semi-Volatile Organics	Pyrene	0.41	mg/kg	U	U	U	0.41	
WBGss-313	WB1006	8/8/2000	Grab	Soil	0 1 NA	Pad 37, Plot 236	Semi-Volatile Organics	Pyrene	0.41	mg/kg	U	U	U	0.41	
WBG-236	WBG4125	10/20/2000	Grab	Surface Soil	0 1 FT		Semi-Volatile Organics	Pyrene	0.4	mg/kg	U	U	U	0.4	

Station	Sample ID	Date Collected	Sample Type	Media	Depth	Sample Comment	Analysis	Chemical	Results	Units	Lab Qual	Data Qual	Qual	Detection Limit	Validation Code
WBGss-104	WB0693	4/23/1998	Grab Composite	Surface Soil	0 1 FT		Semi-Volatile Organics	Pyrene	0.4	mg/kg	U	U	U	0.4	
WBGss-299	WB1009	8/8/2000	Grab	Soil	0 1 NA	Pad 37, Plot 11	Semi-Volatile Organics	Pyrene	0.39	mg/kg	U	U	U	0.39	
WBGss-308	WB1008	8/8/2000	Grab	Soil	0 1 NA	Pad 37, Plot 130	Semi-Volatile Organics	Pyrene	0.39	mg/kg	U	U	U	0.39	
WBGss-322	WB1003	8/8/2000	Grab	Soil	0 1 NA	Pad 38, Plot 30	Semi-Volatile Organics	Pyrene	0.39	mg/kg	U	U	U	0.39	
WBGss-334	WB1005	8/8/2000	Grab	Soil	0 1 NA	Pad 38, Plot 295	Semi-Volatile Organics	Pyrene	0.39	mg/kg	U	U	U	0.39	
WBGss-371	WB3026	8/9/2000	Grab	Soil	0 1 NA	Pad 59, Plot 253	Semi-Volatile Organics	Pyrene	0.39	mg/kg	U	U	U	0.39	
WBGss-111	WB0700	4/23/1998	Grab Composite	Surface Soil	0 1 FT		Semi-Volatile Organics	Pyrene	0.39	mg/kg	U	U	U	0.39	
WBGss-314	WB1007	8/8/2000	Grab	Soil	0 1 NA	Pad 37, Plot 265	Semi-Volatile Organics	Pyrene	0.38	mg/kg	U	U	U	0.38	
WBGss-324	WB1002	8/8/2000	Grab	Soil	0 1 NA	Pad 38, Plot 126	Semi-Volatile Organics	Pyrene	0.38	mg/kg	U	U	U	0.38	
WBGss-341	WB3019	8/9/2000	Grab	Soil	0 1 NA	Pad 58, Plot 45	Semi-Volatile Organics	Pyrene	0.38	mg/kg	U	U	U	0.38	
WBGss-344	WB3020	8/9/2000	Grab	Soil	0 1 NA	Pad 58, Plot 104	Semi-Volatile Organics	Pyrene	0.38	mg/kg	U	U	U	0.38	
WBGss-346	WB3022	8/9/2000	Grab	Soil	0 1 NA	Pad 58, Plot 156	Semi-Volatile Organics	Pyrene	0.38	mg/kg	U	U	U	0.38	
WBGss-347	WB3023	8/9/2000	Grab	Soil	0 1 NA	Pad 58, Plot 158	Semi-Volatile Organics	Pyrene	0.38	mg/kg	U	U	U	0.38	
WBGss-352	WB3021	8/9/2000	Grab	Soil	0 1 NA	Pad 58, Plot 234/235	Semi-Volatile Organics	Pyrene	0.38	mg/kg	U	U	U	0.38	
WBGss-353	WB3024	8/9/2000	Grab	Soil	0 1 NA	Pad 58, Plot 251	Semi-Volatile Organics	Pyrene	0.38	mg/kg	U	U	U	0.38	
WBGss-192	WB0917	5/6/1998	Grab	Surface Soil	0 1 FT		Semi-Volatile Organics	Pyrene	0.37	mg/kg	U	U	U	0.37	
WBGss-051	WBGSS-051-0509-SO	8/8/1996	Grab Composite	Surface Soil	0 2 FT		Semi-Volatile Organics	Pyrene	0.34	mg/kg	U	U	U	0.34	
WBGss-072	WBGSS-072-0536-SO	8/9/1996	Grab Composite	Surface Soil	0 2 FT		Semi-Volatile Organics	Pyrene	0.34	mg/kg	U	U	U	0.34	
WBGss-021	WBGSS-021-0478-SO	8/5/1996	Grab Composite	Surface Soil	0 2 FT	Volatile samples collected at 1.5 ft bgs.	Semi-Volatile Organics	Pyrene	0.33	mg/kg	U	U	U	0.33	
WBGss-031	WBGSS-031-0488-SO	8/7/1996	Grab Composite	Surface Soil	0 2 FT	West of pad #37	Semi-Volatile Organics	Pyrene	0.33	mg/kg	U	U	U	0.33	
WBGss-076	WBGSS-076-0541-SO	8/9/1996	Grab Composite	Surface Soil	0 2 FT		Semi-Volatile Organics	Pyrene	0.33	mg/kg	U	U	U	0.33	
WBG-240	WBG4139	10/21/2000	Grab	Surface Soil	0 1 FT		Semi-Volatile Organics	Pyrene	0.41	mg/kg	U	UJ	UJ	0.41	K01

Station	Sample ID	Date Collected	Sample Type	Media	Depth	Sample Comment	Analysis	Chemical	Results	Units	Lab Qual	Data Qual	Qual	Detection Limit	Validation Code
WBGso-191	WB0921	5/6/1998	Grab	Subsurface soil	2 4 FT		Semi-Volatile Organics	1,2,4-Trichlorobenzene	0.41	mg/kg	U	U	U	0.41	
WBGso-055	WB0754	4/24/1998	Grab	Subsurface soil	2 4 FT		Semi-Volatile Organics	1,2,4-Trichlorobenzene	0.4	mg/kg	U	U	U	0.4	
WBGso-192	WB0922	5/6/1998	Grab	Subsurface soil	2 4 FT		Semi-Volatile Organics	1,2,4-Trichlorobenzene	0.4	mg/kg	U	U	U	0.4	
WBGso-192	WB0929	5/6/1998	Grab	Subsurface soil	4 6 FT		Semi-Volatile Organics	1,2,4-Trichlorobenzene	0.4	mg/kg	U	U	U	0.4	
WBGso-073	WB0752	4/24/1998	Grab	Subsurface soil	2 4 FT		Semi-Volatile Organics	1,2,4-Trichlorobenzene	0.39	mg/kg	U	U	U	0.39	
WBGso-190	WB0920	5/6/1998	Grab	Subsurface soil	2 4 FT		Semi-Volatile Organics	1,2,4-Trichlorobenzene	0.39	mg/kg	U	U	U	0.39	
WBGso-186	WB0927	5/6/1998	Grab	Subsurface soil	4 6 FT		Semi-Volatile Organics	1,2,4-Trichlorobenzene	0.39	mg/kg	U	U	U	0.39	
WBGso-190	WB0930	5/6/1998	Grab	Subsurface soil	4 6 FT		Semi-Volatile Organics	1,2,4-Trichlorobenzene	0.39	mg/kg	U	U	U	0.39	
WBG-210	WBG4042	10/30/2000	Grab	Subsurface soil	2 4 FT		Semi-Volatile Organics	1,2,4-Trichlorobenzene	0.38	mg/kg	U	U	U	0.38	
WBG-255	WBG4191	10/19/2000	Grab	Subsurface soil	2 4 FT		Semi-Volatile Organics	1,2,4-Trichlorobenzene	0.38	mg/kg	U	U	U	0.38	
WBGso-178	WB0928	5/6/1998	Grab	Subsurface soil	2 4 FT		Semi-Volatile Organics	1,2,4-Trichlorobenzene	0.38	mg/kg	U	U	U	0.38	
WBG-199	WBG4008	10/21/2000	Grab	Subsurface soil	4 6 FT		Semi-Volatile Organics	1,2,4-Trichlorobenzene	0.37	mg/kg	U	U	U	0.37	
WBGso-191	WB0921	5/6/1998	Grab	Subsurface soil	2 4 FT		Semi-Volatile Organics	1,2-Dichlorobenzene	0.41	mg/kg	U	U	U	0.41	
WBGso-192	WB0922	5/6/1998	Grab	Subsurface soil	2 4 FT		Semi-Volatile Organics	1,2-Dichlorobenzene	0.4	mg/kg	U	U	U	0.4	
WBGso-192	WB0929	5/6/1998	Grab	Subsurface soil	4 6 FT		Semi-Volatile Organics	1,2-Dichlorobenzene	0.4	mg/kg	U	U	U	0.4	
WBGso-073	WB0752	4/24/1998	Grab	Subsurface soil	2 4 FT		Semi-Volatile Organics	1,2-Dichlorobenzene	0.39	mg/kg	U	U	U	0.39	
WBGso-190	WB0920	5/6/1998	Grab	Subsurface soil	2 4 FT		Semi-Volatile Organics	1,2-Dichlorobenzene	0.39	mg/kg	U	U	U	0.39	
WBGso-186	WB0927	5/6/1998	Grab	Subsurface soil	4 6 FT		Semi-Volatile Organics	1,2-Dichlorobenzene	0.39	mg/kg	U	U	U	0.39	
WBGso-190	WB0930	5/6/1998	Grab	Subsurface soil	4 6 FT		Semi-Volatile Organics	1,2-Dichlorobenzene	0.39	mg/kg	U	U	U	0.39	
WBG-210	WBG4042	10/30/2000	Grab	Subsurface soil	2 4 FT		Semi-Volatile Organics	1,2-Dichlorobenzene	0.38	mg/kg	U	U	U	0.38	
WBG-255	WBG4191	10/19/2000	Grab	Subsurface soil	2 4 FT		Semi-Volatile Organics	1,2-Dichlorobenzene	0.38	mg/kg	U	U	U	0.38	
WBGso-178	WB0928	5/6/1998	Grab	Subsurface soil	2 4 FT		Semi-Volatile Organics	1,2-Dichlorobenzene	0.38	mg/kg	U	U	U	0.38	
WBG-199	WBG4008	10/21/2000	Grab	Subsurface soil	4 6 FT		Semi-Volatile Organics	1,2-Dichlorobenzene	0.37	mg/kg	U	U	U	0.37	
WBGso-055	WB0754	4/24/1998	Grab	Subsurface soil	2 4 FT		Semi-Volatile Organics	1,2-Dichlorobenzene	0.4	mg/kg	U	UJ	UJ	0.4	C05
WBGso-191	WB0921	5/6/1998	Grab	Subsurface soil	2 4 FT		Semi-Volatile Organics	1,3-Dichlorobenzene	0.41	mg/kg	U	U	U	0.41	
WBGso-055	WB0754	4/24/1998	Grab	Subsurface soil	2 4 FT		Semi-Volatile Organics	1,3-Dichlorobenzene	0.4	mg/kg	U	U	U	0.4	
WBGso-192	WB0922	5/6/1998	Grab	Subsurface soil	2 4 FT		Semi-Volatile Organics	1,3-Dichlorobenzene	0.4	mg/kg	U	U	U	0.4	
WBGso-192	WB0929	5/6/1998	Grab	Subsurface soil	4 6 FT		Semi-Volatile Organics	1,3-Dichlorobenzene	0.4	mg/kg	U	U	U	0.4	
WBGso-073	WB0752	4/24/1998	Grab	Subsurface soil	2 4 FT		Semi-Volatile Organics	1,3-Dichlorobenzene	0.39	mg/kg	U	U	U	0.39	
WBGso-190	WB0920	5/6/1998	Grab	Subsurface soil	2 4 FT		Semi-Volatile Organics	1,3-Dichlorobenzene	0.39	mg/kg	U	U	U	0.39	
WBGso-186	WB0927	5/6/1998	Grab	Subsurface soil	4 6 FT		Semi-Volatile Organics	1,3-Dichlorobenzene	0.39	mg/kg	U	U	U	0.39	
WBGso-190	WB0930	5/6/1998	Grab	Subsurface soil	4 6 FT		Semi-Volatile Organics	1,3-Dichlorobenzene	0.39	mg/kg	U	U	U	0.39	
WBG-210	WBG4042	10/30/2000	Grab	Subsurface soil	2 4 FT		Semi-Volatile Organics	1,3-Dichlorobenzene	0.38	mg/kg	U	U	U	0.38	
WBG-255	WBG4191	10/19/2000	Grab	Subsurface soil	2 4 FT		Semi-Volatile Organics	1,3-Dichlorobenzene	0.38	mg/kg	U	U	U	0.38	
WBGso-178	WB0928	5/6/1998	Grab	Subsurface soil	2 4 FT		Semi-Volatile Organics	1,3-Dichlorobenzene	0.38	mg/kg	U	U	U	0.38	
WBG-199	WBG4008	10/21/2000	Grab	Subsurface soil	4 6 FT		Semi-Volatile Organics	1,3-Dichlorobenzene	0.37	mg/kg	U	U	U	0.37	
WBGso-191	WB0921	5/6/1998	Grab	Subsurface soil	2 4 FT		Semi-Volatile Organics	1,4-Dichlorobenzene	0.41	mg/kg	U	U	U	0.41	
WBGso-055	WB0754	4/24/1998	Grab	Subsurface soil	2 4 FT		Semi-Volatile Organics	1,4-Dichlorobenzene	0.4	mg/kg	U	U	U	0.4	
WBGso-192	WB0922	5/6/1998	Grab	Subsurface soil	2 4 FT		Semi-Volatile Organics	1,4-Dichlorobenzene	0.4	mg/kg	U	U	U	0.4	
WBGso-192	WB0929	5/6/1998	Grab	Subsurface soil	4 6 FT		Semi-Volatile Organics	1,4-Dichlorobenzene	0.4	mg/kg	U	U	U	0.4	
WBGso-073	WB0752	4/24/1998	Grab	Subsurface soil	2 4 FT		Semi-Volatile Organics	1,4-Dichlorobenzene	0.39	mg/kg	U	U	U	0.39	
WBGso-190	WB0920	5/6/1998	Grab	Subsurface soil	2 4 FT		Semi-Volatile Organics	1,4-Dichlorobenzene	0.39	mg/kg	U	U	U	0.39	
WBGso-186	WB0927	5/6/1998	Grab	Subsurface soil	4 6 FT		Semi-Volatile Organics	1,4-Dichlorobenzene	0.39	mg/kg	U	U	U	0.39	
WBGso-190	WB0930	5/6/1998	Grab	Subsurface soil	4 6 FT		Semi-Volatile Organics	1,4-Dichlorobenzene	0.39	mg/kg	U	U	U	0.39	
WBG-210	WBG4042	10/30/2000	Grab	Subsurface soil	2 4 FT		Semi-Volatile Organics	1,4-Dichlorobenzene	0.38	mg/kg	U	U	U	0.38	
WBG-255	WBG4191	10/19/2000	Grab	Subsurface soil	2 4 FT		Semi-Volatile Organics	1,4-Dichlorobenzene	0.38	mg/kg	U	U	U	0.38	
WBGso-178	WB0928	5/6/1998	Grab	Subsurface soil	2 4 FT		Semi-Volatile Organics	1,4-Dichlorobenzene	0.38	mg/kg	U	U	U	0.38	
WBG-199	WBG4008	10/21/2000	Grab	Subsurface soil	4 6 FT		Semi-Volatile Organics	1,4-Dichlorobenzene	0.37	mg/kg	U	U	U	0.37	
WBGso-191	WB0921	5/6/1998	Grab	Subsurface soil	2 4 FT		Semi-Volatile Organics	2,4,5-Trichlorophenol	0.41	mg/kg	U	U	U	0.41	
WBGso-055	WB0754	4/24/1998	Grab	Subsurface soil	2 4 FT		Semi-Volatile Organics	2,4,5-Trichlorophenol	0.4	mg/kg	U	U	U	0.4	
WBGso-192	WB0922	5/6/1998	Grab	Subsurface soil	2 4 FT		Semi-Volatile Organics	2,4,5-Trichlorophenol	0.4	mg/kg	U	U	U	0.4	
WBGso-192	WB0929	5/6/1998	Grab	Subsurface soil	4 6 FT		Semi-Volatile Organics	2,4,5-Trichlorophenol	0.4	mg/kg	U	U	U	0.4	
WBGso-073	WB0752	4/24/1998	Grab	Subsurface soil	2 4 FT		Semi-Volatile Organics	2,4,5-Trichlorophenol	0.39	mg/kg	U	U	U	0.39	
WBGso-190	WB0920	5/6/1998	Grab	Subsurface soil	2 4 FT		Semi-Volatile Organics	2,4,5-Trichlorophenol	0.39	mg/kg	U	U	U	0.39	
WBGso-186	WB0927	5/6/1998	Grab	Subsurface soil	4 6 FT		Semi-Volatile Organics	2,4,5-Trichlorophenol	0.39	mg/kg	U	U	U	0.39	
WBGso-190	WB0930	5/6/1998	Grab	Subsurface soil	4 6 FT		Semi-Volatile Organics	2,4,5-Trichlorophenol	0.39	mg/kg	U	U	U	0.39	
WBG-210	WBG4042	10/30/2000	Grab	Subsurface soil	2 4 FT		Semi-Volatile Organics	2,4,5-Trichlorophenol	0.38	mg/kg	U	U	U	0.38	
WBG-255	WBG4191	10/19/2000	Grab	Subsurface soil	2 4 FT		Semi-Volatile Organics	2,4,5-Trichlorophenol	0.38	mg/kg	U	U	U	0.38	
WBGso-178	WB0928	5/6/1998	Grab	Subsurface soil	2 4 FT		Semi-Volatile Organics	2,4,5-Trichlorophenol	0.38	mg/kg	U	U	U	0.38	
WBG-199	WBG4008	10/21/2000	Grab	Subsurface soil	4 6 FT		Semi-Volatile Organics	2,4,5-Trichlorophenol	0.37	mg/kg	U	U	U	0.37	
WBGso-191	WB0921	5/6/1998	Grab	Subsurface soil	2 4 FT		Semi-Volatile Organics	2,4,6-Trichlorophenol	0.41	mg/kg	U	U	U	0.41	
WBGso-055	WB0754	4/24/1998	Grab	Subsurface soil	2 4 FT		Semi-Volatile Organics	2,4,6-Trichlorophenol	0.4	mg/kg	U	U	U	0.4	
WBGso-192	WB0922	5/6/1998	Grab	Subsurface soil	2 4 FT		Semi-Volatile Organics	2,4,6-Trichlorophenol	0.4	mg/kg	U	U	U	0.4	
WBGso-192	WB0929	5/6/1998	Grab	Subsurface soil	4 6 FT		Semi-Volatile Organics	2,4,6-Trichlorophenol	0.4	mg/kg	U	U	U	0.4	
WBGso-073	WB0752	4/24/1998	Grab	Subsurface soil	2 4 FT		Semi-Volatile Organics	2,4,6-Trichlorophenol	0.39	mg/kg	U	U	U	0.39	
WBGso-190	WB0920	5/6/1998	Grab	Subsurface soil	2 4 FT		Semi-Volatile Organics	2,4,6-Trichlorophenol	0.39	mg/kg	U	U	U	0.39	
WBGso-186	WB0927	5/6/1998	Grab	Subsurface soil	4 6 FT		Semi-Volatile Organics	2,4,6-Trichlorophenol	0.39	mg/kg	U	U	U	0.39	
WBGso-190	WB0930	5/6/1998	Grab	Subsurface soil	4 6 FT		Semi-Volatile Organics	2,4,6-Trichlorophenol	0.39	mg/kg	U	U	U	0.39	
WBG-210	WBG4042	10/30/2000	Grab	Subsurface soil	2 4 FT		Semi-Volatile Organics	2,4,6-Trichlorophenol	0.38	mg/kg	U	U	U	0.38	
WBG-255	WBG4191	10/19/2000	Grab	Subsurface soil	2 4 FT		Semi-Volatile Organics	2,4,6-Trichlorophenol	0.38	mg/kg	U	U	U	0.38	
WBGso-178	WB0928	5/6/1998	Grab	Subsurface soil	2 4 FT		Semi-Volatile Organics	2,4,6-Trichlorophenol	0.38	mg/kg	U	U	U	0.38	
WBG-199	WBG4008	10/21/2000	Grab	Subsurface soil	4 6 FT		Semi-Volatile Organics	2,4,6-Trichlorophenol	0.37	mg/kg	U	U	U	0.37	
WBGso-191	WB0921	5/6/1998	Grab	Subsurface soil	2 4 FT		Semi-Volatile Organics	2,4-Dichlorophenol	0.41	mg/kg	U	U	U	0.41	
WBGso-055	WB0754	4/24/1998	Grab	Subsurface soil	2 4 FT		Semi-Volatile Organics	2,4-Dichlorophenol	0.4	mg/kg	U	U	U	0.4	
WBGso-192	WB0922	5/6/1998	Grab	Subsurface soil	2 4 FT		Semi-Volatile Organics	2,4-Dichlorophenol	0.4	mg/kg	U	U	U	0.4	
WBGso-192	WB0929	5/6/1998	Grab	Subsurface soil	4 6 FT		Semi-Volatile Organics	2,4-Dichlorophenol	0.4	mg/kg	U	U	U	0.4	
WBGso-073	WB0752	4/24/1998	Grab	Subsurface soil	2 4 FT		Semi-Volatile Organics	2,4-Dichlorophenol	0.39	mg/kg	U	U	U	0.39	
WBGso-190	WB0920	5/6/1998	Grab	Subsurface soil	2 4 FT		Semi-Volatile Organics	2,4-Dichlorophenol	0.39	mg/kg	U	U	U	0.39	
WBGso-186	WB0927	5/6/1998	Grab	Subsurface soil	4 6 FT		Semi-Volatile Organics	2,4-Dichlorophenol	0.39	mg/kg	U	U	U	0.39	
WBGso-190	WB0930	5/6/1998	Grab	Subsurface soil	4 6 FT		Semi-Volatile Organics	2,4-Dichlorophenol	0.39	mg/kg	U	U	U	0.39	
WBG-210	WBG4042	10/30/2000	Grab	Subsurface soil	2 4 FT		Semi-Volatile Organics	2,4-Dichlorophenol	0.38	mg/kg	U	U	U	0.38	
WBG-255	WBG4191	10/19/2000	Grab	Subsurface soil	2 4 FT		Semi-Volatile Organics	2,4-Dichlorophenol	0.38	mg/kg	U	U	U	0.38	

Station	Sample ID	Date Collected	Sample Type	Media	Depth	Sample Comment	Analysis	Chemical	Results	Units	Lab Qual	Data Qual	Qual	Detection Limit	Validation Code
WBGso-178	WB0928	5/6/1998	Grab	Subsurface soil	2 4 FT		Semi-Volatile Organics	2,4-Dichlorophenol	0.38	mg/kg	U	U	U	0.38	
WBG-199	WBG4008	10/21/2000	Grab	Subsurface soil	4 6 FT		Semi-Volatile Organics	2,4-Dichlorophenol	0.37	mg/kg	U	U	U	0.37	
WBGso-191	WB0921	5/6/1998	Grab	Subsurface soil	2 4 FT		Semi-Volatile Organics	2,4-Dimethylphenol	0.41	mg/kg	U	U	U	0.41	
WBGso-055	WB0754	4/24/1998	Grab	Subsurface soil	2 4 FT		Semi-Volatile Organics	2,4-Dimethylphenol	0.4	mg/kg	U	U	U	0.4	
WBGso-192	WB0922	5/6/1998	Grab	Subsurface soil	2 4 FT		Semi-Volatile Organics	2,4-Dimethylphenol	0.4	mg/kg	U	U	U	0.4	
WBGso-192	WB0929	5/6/1998	Grab	Subsurface soil	4 6 FT		Semi-Volatile Organics	2,4-Dimethylphenol	0.4	mg/kg	U	U	U	0.4	
WBGso-073	WB0752	4/24/1998	Grab	Subsurface soil	2 4 FT		Semi-Volatile Organics	2,4-Dimethylphenol	0.39	mg/kg	U	U	U	0.39	
WBGso-190	WB0920	5/6/1998	Grab	Subsurface soil	2 4 FT		Semi-Volatile Organics	2,4-Dimethylphenol	0.39	mg/kg	U	U	U	0.39	
WBGso-186	WB0927	5/6/1998	Grab	Subsurface soil	4 6 FT		Semi-Volatile Organics	2,4-Dimethylphenol	0.39	mg/kg	U	U	U	0.39	
WBGso-190	WB0930	5/6/1998	Grab	Subsurface soil	4 6 FT		Semi-Volatile Organics	2,4-Dimethylphenol	0.39	mg/kg	U	U	U	0.39	
WBG-210	WBG4042	10/30/2000	Grab	Subsurface soil	2 4 FT		Semi-Volatile Organics	2,4-Dimethylphenol	0.38	mg/kg	U	U	U	0.38	
WBG-255	WBG4191	10/19/2000	Grab	Subsurface soil	2 4 FT		Semi-Volatile Organics	2,4-Dimethylphenol	0.38	mg/kg	U	U	U	0.38	
WBGso-178	WB0928	5/6/1998	Grab	Subsurface soil	2 4 FT		Semi-Volatile Organics	2,4-Dimethylphenol	0.38	mg/kg	U	U	U	0.38	
WBG-199	WBG4008	10/21/2000	Grab	Subsurface soil	4 6 FT		Semi-Volatile Organics	2,4-Dimethylphenol	0.37	mg/kg	U	U	U	0.37	
WBGso-191	WB0921	5/6/1998	Grab	Subsurface soil	2 4 FT		Semi-Volatile Organics	2,4-Dinitrophenol	1	mg/kg	U	U	U	1	
WBGso-055	WB0754	4/24/1998	Grab	Subsurface soil	2 4 FT		Semi-Volatile Organics	2,4-Dinitrophenol	0.96	mg/kg	U	U	U	0.96	
WBGso-192	WB0922	5/6/1998	Grab	Subsurface soil	2 4 FT		Semi-Volatile Organics	2,4-Dinitrophenol	0.96	mg/kg	U	U	U	0.96	
WBGso-192	WB0929	5/6/1998	Grab	Subsurface soil	4 6 FT		Semi-Volatile Organics	2,4-Dinitrophenol	0.96	mg/kg	U	U	U	0.96	
WBGso-073	WB0752	4/24/1998	Grab	Subsurface soil	2 4 FT		Semi-Volatile Organics	2,4-Dinitrophenol	0.95	mg/kg	U	U	U	0.95	
WBGso-190	WB0930	5/6/1998	Grab	Subsurface soil	4 6 FT		Semi-Volatile Organics	2,4-Dinitrophenol	0.95	mg/kg	U	U	U	0.95	
WBGso-190	WB0920	5/6/1998	Grab	Subsurface soil	2 4 FT		Semi-Volatile Organics	2,4-Dinitrophenol	0.94	mg/kg	U	U	U	0.94	
WBGso-186	WB0927	5/6/1998	Grab	Subsurface soil	4 6 FT		Semi-Volatile Organics	2,4-Dinitrophenol	0.94	mg/kg	U	U	U	0.94	
WBG-210	WBG4042	10/30/2000	Grab	Subsurface soil	2 4 FT		Semi-Volatile Organics	2,4-Dinitrophenol	0.93	mg/kg	U	U	U	0.93	
WBG-255	WBG4191	10/19/2000	Grab	Subsurface soil	2 4 FT		Semi-Volatile Organics	2,4-Dinitrophenol	0.93	mg/kg	U	U	U	0.93	
WBGso-178	WB0928	5/6/1998	Grab	Subsurface soil	2 4 FT		Semi-Volatile Organics	2,4-Dinitrophenol	0.92	mg/kg	U	U	U	0.92	
WBG-199	WBG4008	10/21/2000	Grab	Subsurface soil	4 6 FT		Semi-Volatile Organics	2,4-Dinitrophenol	0.89	mg/kg	U	U	U	0.89	
WBGso-191	WB0921	5/6/1998	Grab	Subsurface soil	2 4 FT		Semi-Volatile Organics	2,4-Dinitrotoluene	0.41	mg/kg	U	U	U	0.41	
WBGso-192	WB0922	5/6/1998	Grab	Subsurface soil	2 4 FT		Semi-Volatile Organics	2,4-Dinitrotoluene	0.4	mg/kg	U	U	U	0.4	
WBGso-192	WB0929	5/6/1998	Grab	Subsurface soil	4 6 FT		Semi-Volatile Organics	2,4-Dinitrotoluene	0.4	mg/kg	U	U	U	0.4	
WBGso-073	WB0752	4/24/1998	Grab	Subsurface soil	2 4 FT		Semi-Volatile Organics	2,4-Dinitrotoluene	0.39	mg/kg	U	U	U	0.39	
WBGso-190	WB0920	5/6/1998	Grab	Subsurface soil	2 4 FT		Semi-Volatile Organics	2,4-Dinitrotoluene	0.39	mg/kg	U	U	U	0.39	
WBGso-186	WB0927	5/6/1998	Grab	Subsurface soil	4 6 FT		Semi-Volatile Organics	2,4-Dinitrotoluene	0.39	mg/kg	U	U	U	0.39	
WBGso-190	WB0930	5/6/1998	Grab	Subsurface soil	4 6 FT		Semi-Volatile Organics	2,4-Dinitrotoluene	0.39	mg/kg	U	U	U	0.39	
WBG-210	WBG4042	10/30/2000	Grab	Subsurface soil	2 4 FT		Semi-Volatile Organics	2,4-Dinitrotoluene	0.38	mg/kg	U	U	U	0.38	
WBG-255	WBG4191	10/19/2000	Grab	Subsurface soil	2 4 FT		Semi-Volatile Organics	2,4-Dinitrotoluene	0.38	mg/kg	U	U	U	0.38	
WBGso-178	WB0928	5/6/1998	Grab	Subsurface soil	2 4 FT		Semi-Volatile Organics	2,4-Dinitrotoluene	0.38	mg/kg	U	U	U	0.38	
WBG-199	WBG4008	10/21/2000	Grab	Subsurface soil	4 6 FT		Semi-Volatile Organics	2,4-Dinitrotoluene	0.37	mg/kg	U	U	U	0.37	
WBGso-055	WB0754	4/24/1998	Grab	Subsurface soil	2 4 FT		Semi-Volatile Organics	2,4-Dinitrotoluene	0.4	mg/kg	U	UJ	UJ	0.4	C05
WBGso-191	WB0921	5/6/1998	Grab	Subsurface soil	2 4 FT		Semi-Volatile Organics	2,6-Dinitrotoluene	0.41	mg/kg	U	U	U	0.41	
WBGso-055	WB0754	4/24/1998	Grab	Subsurface soil	2 4 FT		Semi-Volatile Organics	2,6-Dinitrotoluene	0.4	mg/kg	U	U	U	0.4	
WBGso-192	WB0922	5/6/1998	Grab	Subsurface soil	2 4 FT		Semi-Volatile Organics	2,6-Dinitrotoluene	0.4	mg/kg	U	U	U	0.4	
WBGso-192	WB0929	5/6/1998	Grab	Subsurface soil	4 6 FT		Semi-Volatile Organics	2,6-Dinitrotoluene	0.4	mg/kg	U	U	U	0.4	
WBGso-073	WB0752	4/24/1998	Grab	Subsurface soil	2 4 FT		Semi-Volatile Organics	2,6-Dinitrotoluene	0.39	mg/kg	U	U	U	0.39	
WBGso-190	WB0920	5/6/1998	Grab	Subsurface soil	2 4 FT		Semi-Volatile Organics	2,6-Dinitrotoluene	0.39	mg/kg	U	U	U	0.39	
WBGso-186	WB0927	5/6/1998	Grab	Subsurface soil	4 6 FT		Semi-Volatile Organics	2,6-Dinitrotoluene	0.39	mg/kg	U	U	U	0.39	
WBGso-190	WB0930	5/6/1998	Grab	Subsurface soil	4 6 FT		Semi-Volatile Organics	2,6-Dinitrotoluene	0.39	mg/kg	U	U	U	0.39	
WBG-210	WBG4042	10/30/2000	Grab	Subsurface soil	2 4 FT		Semi-Volatile Organics	2,6-Dinitrotoluene	0.38	mg/kg	U	U	U	0.38	
WBG-255	WBG4191	10/19/2000	Grab	Subsurface soil	2 4 FT		Semi-Volatile Organics	2,6-Dinitrotoluene	0.38	mg/kg	U	U	U	0.38	
WBGso-178	WB0928	5/6/1998	Grab	Subsurface soil	2 4 FT		Semi-Volatile Organics	2,6-Dinitrotoluene	0.38	mg/kg	U	U	U	0.38	
WBG-199	WBG4008	10/21/2000	Grab	Subsurface soil	4 6 FT		Semi-Volatile Organics	2,6-Dinitrotoluene	0.37	mg/kg	U	U	U	0.37	
WBGso-191	WB0921	5/6/1998	Grab	Subsurface soil	2 4 FT		Semi-Volatile Organics	2-Chloronaphthalene	0.41	mg/kg	U	U	U	0.41	
WBGso-055	WB0754	4/24/1998	Grab	Subsurface soil	2 4 FT		Semi-Volatile Organics	2-Chloronaphthalene	0.4	mg/kg	U	U	U	0.4	
WBGso-192	WB0922	5/6/1998	Grab	Subsurface soil	2 4 FT		Semi-Volatile Organics	2-Chloronaphthalene	0.4	mg/kg	U	U	U	0.4	
WBGso-192	WB0929	5/6/1998	Grab	Subsurface soil	4 6 FT		Semi-Volatile Organics	2-Chloronaphthalene	0.4	mg/kg	U	U	U	0.4	
WBGso-073	WB0752	4/24/1998	Grab	Subsurface soil	2 4 FT		Semi-Volatile Organics	2-Chloronaphthalene	0.39	mg/kg	U	U	U	0.39	
WBGso-190	WB0920	5/6/1998	Grab	Subsurface soil	2 4 FT		Semi-Volatile Organics	2-Chloronaphthalene	0.39	mg/kg	U	U	U	0.39	
WBGso-186	WB0927	5/6/1998	Grab	Subsurface soil	4 6 FT		Semi-Volatile Organics	2-Chloronaphthalene	0.39	mg/kg	U	U	U	0.39	
WBGso-190	WB0930	5/6/1998	Grab	Subsurface soil	4 6 FT		Semi-Volatile Organics	2-Chloronaphthalene	0.39	mg/kg	U	U	U	0.39	
WBG-210	WBG4042	10/30/2000	Grab	Subsurface soil	2 4 FT		Semi-Volatile Organics	2-Chloronaphthalene	0.38	mg/kg	U	U	U	0.38	
WBG-255	WBG4191	10/19/2000	Grab	Subsurface soil	2 4 FT		Semi-Volatile Organics	2-Chloronaphthalene	0.38	mg/kg	U	U	U	0.38	
WBGso-178	WB0928	5/6/1998	Grab	Subsurface soil	2 4 FT		Semi-Volatile Organics	2-Chloronaphthalene	0.38	mg/kg	U	U	U	0.38	
WBG-199	WBG4008	10/21/2000	Grab	Subsurface soil	4 6 FT		Semi-Volatile Organics	2-Chloronaphthalene	0.37	mg/kg	U	U	U	0.37	
WBGso-191	WB0921	5/6/1998	Grab	Subsurface soil	2 4 FT		Semi-Volatile Organics	2-Chlorophenol	0.41	mg/kg	U	U	U	0.41	
WBGso-055	WB0754	4/24/1998	Grab	Subsurface soil	2 4 FT		Semi-Volatile Organics	2-Chlorophenol	0.4	mg/kg	U	U	U	0.4	
WBGso-192	WB0922	5/6/1998	Grab	Subsurface soil	2 4 FT		Semi-Volatile Organics	2-Chlorophenol	0.4	mg/kg	U	U	U	0.4	
WBGso-192	WB0929	5/6/1998	Grab	Subsurface soil	4 6 FT		Semi-Volatile Organics	2-Chlorophenol	0.4	mg/kg	U	U	U	0.4	
WBGso-073	WB0752	4/24/1998	Grab	Subsurface soil	2 4 FT		Semi-Volatile Organics	2-Chlorophenol	0.39	mg/kg	U	U	U	0.39	
WBGso-190	WB0920	5/6/1998	Grab	Subsurface soil	2 4 FT		Semi-Volatile Organics	2-Chlorophenol	0.39	mg/kg	U	U	U	0.39	
WBGso-186	WB0927	5/6/1998	Grab	Subsurface soil	4 6 FT		Semi-Volatile Organics	2-Chlorophenol	0.39	mg/kg	U	U	U	0.39	
WBGso-190	WB0930	5/6/1998	Grab	Subsurface soil	4 6 FT		Semi-Volatile Organics	2-Chlorophenol	0.39	mg/kg	U	U	U	0.39	
WBG-210	WBG4042	10/30/2000	Grab	Subsurface soil	2 4 FT		Semi-Volatile Organics	2-Chlorophenol	0.38	mg/kg	U	U	U	0.38	
WBG-255	WBG4191	10/19/2000	Grab	Subsurface soil	2 4 FT		Semi-Volatile Organics	2-Chlorophenol	0.38	mg/kg	U	U	U	0.38	
WBGso-178	WB0928	5/6/1998	Grab	Subsurface soil	2 4 FT		Semi-Volatile Organics	2-Chlorophenol	0.38	mg/kg	U	U	U	0.38	
WBG-199	WBG4008	10/21/2000	Grab	Subsurface soil	4 6 FT		Semi-Volatile Organics	2-Chlorophenol	0.37	mg/kg	U	U	U	0.37	
WBGso-191	WB0921	5/6/1998	Grab	Subsurface soil	2 4 FT		Semi-Volatile Organics	2-Methyl-4,6-dinitrophenol	1	mg/kg	U	U	U	1	
WBGso-055	WB0754	4/24/1998	Grab	Subsurface soil	2 4 FT		Semi-Volatile Organics	2-Methyl-4,6-dinitrophenol	0.96	mg/kg	U	U	U	0.96	
WBGso-192	WB0922	5/6/1998	Grab	Subsurface soil	2 4 FT		Semi-Volatile Organics	2-Methyl-4,6-dinitrophenol	0.96	mg/kg	U	U	U	0.96	
WBGso-192	WB0929	5/6/1998	Grab	Subsurface soil	4 6 FT		Semi-Volatile Organics	2-Methyl-4,6-dinitrophenol	0.96	mg/kg	U	U	U	0.96	
WBGso-073	WB0752	4/24/1998	Grab	Subsurface soil	2 4 FT		Semi-Volatile Organics	2-Methyl-4,6-dinitrophenol	0.95	mg/kg	U	U	U	0.95	
WBGso-190	WB0930	5/6/1998	Grab	Subsurface soil	4 6 FT		Semi-Volatile Organics	2-Methyl-4,6-dinitrophenol	0.95	mg/kg	U	U	U	0.95	
WBGso-190	WB0920	5/6/1998	Grab	Subsurface soil	2 4 FT		Semi-Volatile Organics	2-Methyl-4,6-dinitrophenol	0.94	mg/kg	U	U	U	0.94	
WBGso-186	WB0927	5/6/1998	Grab	Subsurface soil	4 6 FT		Semi-Volatile Organics	2-Methyl-4,6-dinitrophenol	0.94	mg/kg	U	U	U	0.94	

Station	Sample ID	Date Collected	Sample Type	Media	Depth	Sample Comment	Analysis	Chemical	Results	Units	Lab Qual	Data Qual	Qual	Detection Limit	Validation Code
WBG-210	WBG4042	10/30/2000	Grab	Subsurface soil	2 4 FT		Semi-Volatile Organics	2-Methyl-4,6-dinitrophenol	0.93	mg/kg	U	U	U	0.93	
WBG-255	WBG4191	10/19/2000	Grab	Subsurface soil	2 4 FT		Semi-Volatile Organics	2-Methyl-4,6-dinitrophenol	0.93	mg/kg	U	U	U	0.93	
WBGso-178	WB0928	5/6/1998	Grab	Subsurface soil	2 4 FT		Semi-Volatile Organics	2-Methyl-4,6-dinitrophenol	0.92	mg/kg	U	U	U	0.92	
WBG-199	WBG4008	10/21/2000	Grab	Subsurface soil	4 6 FT		Semi-Volatile Organics	2-Methyl-4,6-dinitrophenol	0.89	mg/kg	U	U	U	0.89	
WBG-210	WBG4042	10/30/2000	Grab	Subsurface soil	2 4 FT		Semi-Volatile Organics	2-Methylnaphthalene	17	mg/kg	D	=	=	0.38	
WBGso-055	WB0754	4/24/1998	Grab	Subsurface soil	2 4 FT		Semi-Volatile Organics	2-Methylnaphthalene	0.062	mg/kg	J	J	J	0.4	
WBGso-191	WB0921	5/6/1998	Grab	Subsurface soil	2 4 FT		Semi-Volatile Organics	2-Methylnaphthalene	0.41	mg/kg	U	U	U	0.41	
WBGso-192	WB0922	5/6/1998	Grab	Subsurface soil	2 4 FT		Semi-Volatile Organics	2-Methylnaphthalene	0.4	mg/kg	U	U	U	0.4	
WBGso-192	WB0929	5/6/1998	Grab	Subsurface soil	4 6 FT		Semi-Volatile Organics	2-Methylnaphthalene	0.4	mg/kg	U	U	U	0.4	
WBGso-073	WB0752	4/24/1998	Grab	Subsurface soil	2 4 FT		Semi-Volatile Organics	2-Methylnaphthalene	0.39	mg/kg	U	U	U	0.39	
WBGso-190	WB0920	5/6/1998	Grab	Subsurface soil	2 4 FT		Semi-Volatile Organics	2-Methylnaphthalene	0.39	mg/kg	U	U	U	0.39	
WBGso-186	WB0927	5/6/1998	Grab	Subsurface soil	4 6 FT		Semi-Volatile Organics	2-Methylnaphthalene	0.39	mg/kg	U	U	U	0.39	
WBGso-190	WB0930	5/6/1998	Grab	Subsurface soil	4 6 FT		Semi-Volatile Organics	2-Methylnaphthalene	0.39	mg/kg	U	U	U	0.39	
WBG-255	WBG4191	10/19/2000	Grab	Subsurface soil	2 4 FT		Semi-Volatile Organics	2-Methylnaphthalene	0.38	mg/kg	U	U	U	0.38	
WBGso-178	WB0928	5/6/1998	Grab	Subsurface soil	2 4 FT		Semi-Volatile Organics	2-Methylnaphthalene	0.38	mg/kg	U	U	U	0.38	
WBG-199	WBG4008	10/21/2000	Grab	Subsurface soil	4 6 FT		Semi-Volatile Organics	2-Methylnaphthalene	0.37	mg/kg	U	U	U	0.37	
WBGso-191	WB0921	5/6/1998	Grab	Subsurface soil	2 4 FT		Semi-Volatile Organics	2-Methylphenol	0.41	mg/kg	U	U	U	0.41	
WBGso-055	WB0754	4/24/1998	Grab	Subsurface soil	2 4 FT		Semi-Volatile Organics	2-Methylphenol	0.4	mg/kg	U	U	U	0.4	
WBGso-192	WB0922	5/6/1998	Grab	Subsurface soil	2 4 FT		Semi-Volatile Organics	2-Methylphenol	0.4	mg/kg	U	U	U	0.4	
WBGso-192	WB0929	5/6/1998	Grab	Subsurface soil	4 6 FT		Semi-Volatile Organics	2-Methylphenol	0.4	mg/kg	U	U	U	0.4	
WBGso-073	WB0752	4/24/1998	Grab	Subsurface soil	2 4 FT		Semi-Volatile Organics	2-Methylphenol	0.39	mg/kg	U	U	U	0.39	
WBGso-190	WB0920	5/6/1998	Grab	Subsurface soil	2 4 FT		Semi-Volatile Organics	2-Methylphenol	0.39	mg/kg	U	U	U	0.39	
WBGso-186	WB0927	5/6/1998	Grab	Subsurface soil	4 6 FT		Semi-Volatile Organics	2-Methylphenol	0.39	mg/kg	U	U	U	0.39	
WBGso-190	WB0930	5/6/1998	Grab	Subsurface soil	4 6 FT		Semi-Volatile Organics	2-Methylphenol	0.39	mg/kg	U	U	U	0.39	
WBG-210	WBG4042	10/30/2000	Grab	Subsurface soil	2 4 FT		Semi-Volatile Organics	2-Methylphenol	0.38	mg/kg	U	U	U	0.38	
WBG-255	WBG4191	10/19/2000	Grab	Subsurface soil	2 4 FT		Semi-Volatile Organics	2-Methylphenol	0.38	mg/kg	U	U	U	0.38	
WBGso-178	WB0928	5/6/1998	Grab	Subsurface soil	2 4 FT		Semi-Volatile Organics	2-Methylphenol	0.38	mg/kg	U	U	U	0.38	
WBG-199	WBG4008	10/21/2000	Grab	Subsurface soil	4 6 FT		Semi-Volatile Organics	2-Methylphenol	0.37	mg/kg	U	U	U	0.37	
WBGso-191	WB0921	5/6/1998	Grab	Subsurface soil	2 4 FT		Semi-Volatile Organics	2-Nitrobenzenamine	1	mg/kg	U	U	U	1	
WBGso-055	WB0754	4/24/1998	Grab	Subsurface soil	2 4 FT		Semi-Volatile Organics	2-Nitrobenzenamine	0.96	mg/kg	U	U	U	0.96	
WBGso-192	WB0922	5/6/1998	Grab	Subsurface soil	2 4 FT		Semi-Volatile Organics	2-Nitrobenzenamine	0.96	mg/kg	U	U	U	0.96	
WBGso-192	WB0929	5/6/1998	Grab	Subsurface soil	4 6 FT		Semi-Volatile Organics	2-Nitrobenzenamine	0.96	mg/kg	U	U	U	0.96	
WBGso-073	WB0752	4/24/1998	Grab	Subsurface soil	2 4 FT		Semi-Volatile Organics	2-Nitrobenzenamine	0.95	mg/kg	U	U	U	0.95	
WBGso-190	WB0930	5/6/1998	Grab	Subsurface soil	4 6 FT		Semi-Volatile Organics	2-Nitrobenzenamine	0.95	mg/kg	U	U	U	0.95	
WBGso-190	WB0920	5/6/1998	Grab	Subsurface soil	2 4 FT		Semi-Volatile Organics	2-Nitrobenzenamine	0.94	mg/kg	U	U	U	0.94	
WBGso-186	WB0927	5/6/1998	Grab	Subsurface soil	4 6 FT		Semi-Volatile Organics	2-Nitrobenzenamine	0.94	mg/kg	U	U	U	0.94	
WBG-210	WBG4042	10/30/2000	Grab	Subsurface soil	2 4 FT		Semi-Volatile Organics	2-Nitrobenzenamine	0.93	mg/kg	U	U	U	0.93	
WBG-255	WBG4191	10/19/2000	Grab	Subsurface soil	2 4 FT		Semi-Volatile Organics	2-Nitrobenzenamine	0.93	mg/kg	U	U	U	0.93	
WBGso-178	WB0928	5/6/1998	Grab	Subsurface soil	2 4 FT		Semi-Volatile Organics	2-Nitrobenzenamine	0.92	mg/kg	U	U	U	0.92	
WBG-199	WBG4008	10/21/2000	Grab	Subsurface soil	4 6 FT		Semi-Volatile Organics	2-Nitrobenzenamine	0.89	mg/kg	U	U	U	0.89	
WBGso-191	WB0921	5/6/1998	Grab	Subsurface soil	2 4 FT		Semi-Volatile Organics	2-Nitrophenol	0.41	mg/kg	U	U	U	0.41	
WBGso-055	WB0754	4/24/1998	Grab	Subsurface soil	2 4 FT		Semi-Volatile Organics	2-Nitrophenol	0.4	mg/kg	U	U	U	0.4	
WBGso-192	WB0922	5/6/1998	Grab	Subsurface soil	2 4 FT		Semi-Volatile Organics	2-Nitrophenol	0.4	mg/kg	U	U	U	0.4	
WBGso-192	WB0929	5/6/1998	Grab	Subsurface soil	4 6 FT		Semi-Volatile Organics	2-Nitrophenol	0.4	mg/kg	U	U	U	0.4	
WBGso-073	WB0752	4/24/1998	Grab	Subsurface soil	2 4 FT		Semi-Volatile Organics	2-Nitrophenol	0.39	mg/kg	U	U	U	0.39	
WBGso-190	WB0920	5/6/1998	Grab	Subsurface soil	2 4 FT		Semi-Volatile Organics	2-Nitrophenol	0.39	mg/kg	U	U	U	0.39	
WBGso-186	WB0927	5/6/1998	Grab	Subsurface soil	4 6 FT		Semi-Volatile Organics	2-Nitrophenol	0.39	mg/kg	U	U	U	0.39	
WBGso-190	WB0930	5/6/1998	Grab	Subsurface soil	4 6 FT		Semi-Volatile Organics	2-Nitrophenol	0.39	mg/kg	U	U	U	0.39	
WBG-210	WBG4042	10/30/2000	Grab	Subsurface soil	2 4 FT		Semi-Volatile Organics	2-Nitrophenol	0.38	mg/kg	U	U	U	0.38	
WBG-255	WBG4191	10/19/2000	Grab	Subsurface soil	2 4 FT		Semi-Volatile Organics	2-Nitrophenol	0.38	mg/kg	U	U	U	0.38	
WBGso-178	WB0928	5/6/1998	Grab	Subsurface soil	2 4 FT		Semi-Volatile Organics	2-Nitrophenol	0.38	mg/kg	U	U	U	0.38	
WBG-199	WBG4008	10/21/2000	Grab	Subsurface soil	4 6 FT		Semi-Volatile Organics	2-Nitrophenol	0.37	mg/kg	U	U	U	0.37	
WBGso-191	WB0921	5/6/1998	Grab	Subsurface soil	2 4 FT		Semi-Volatile Organics	3,3'-Dichlorobenzidine	0.41	mg/kg	U	U	U	0.41	
WBGso-055	WB0754	4/24/1998	Grab	Subsurface soil	2 4 FT		Semi-Volatile Organics	3,3'-Dichlorobenzidine	0.4	mg/kg	U	U	U	0.4	
WBGso-192	WB0922	5/6/1998	Grab	Subsurface soil	2 4 FT		Semi-Volatile Organics	3,3'-Dichlorobenzidine	0.4	mg/kg	U	U	U	0.4	
WBGso-192	WB0929	5/6/1998	Grab	Subsurface soil	4 6 FT		Semi-Volatile Organics	3,3'-Dichlorobenzidine	0.4	mg/kg	U	U	U	0.4	
WBGso-073	WB0752	4/24/1998	Grab	Subsurface soil	2 4 FT		Semi-Volatile Organics	3,3'-Dichlorobenzidine	0.39	mg/kg	U	U	U	0.39	
WBGso-190	WB0920	5/6/1998	Grab	Subsurface soil	2 4 FT		Semi-Volatile Organics	3,3'-Dichlorobenzidine	0.39	mg/kg	U	U	U	0.39	
WBGso-186	WB0927	5/6/1998	Grab	Subsurface soil	4 6 FT		Semi-Volatile Organics	3,3'-Dichlorobenzidine	0.39	mg/kg	U	U	U	0.39	
WBGso-190	WB0930	5/6/1998	Grab	Subsurface soil	4 6 FT		Semi-Volatile Organics	3,3'-Dichlorobenzidine	0.39	mg/kg	U	U	U	0.39	
WBG-210	WBG4042	10/30/2000	Grab	Subsurface soil	2 4 FT		Semi-Volatile Organics	3,3'-Dichlorobenzidine	0.38	mg/kg	U	U	U	0.38	
WBG-255	WBG4191	10/19/2000	Grab	Subsurface soil	2 4 FT		Semi-Volatile Organics	3,3'-Dichlorobenzidine	0.38	mg/kg	U	U	U	0.38	
WBGso-178	WB0928	5/6/1998	Grab	Subsurface soil	2 4 FT		Semi-Volatile Organics	3,3'-Dichlorobenzidine	0.38	mg/kg	U	U	U	0.38	
WBG-199	WBG4008	10/21/2000	Grab	Subsurface soil	4 6 FT		Semi-Volatile Organics	3,3'-Dichlorobenzidine	0.37	mg/kg	U	U	U	0.37	
WBGso-191	WB0921	5/6/1998	Grab	Subsurface soil	2 4 FT		Semi-Volatile Organics	3-Nitrobenzenamine	1	mg/kg	U	U	U	1	
WBGso-192	WB0922	5/6/1998	Grab	Subsurface soil	2 4 FT		Semi-Volatile Organics	3-Nitrobenzenamine	0.96	mg/kg	U	U	U	0.96	
WBGso-192	WB0929	5/6/1998	Grab	Subsurface soil	4 6 FT		Semi-Volatile Organics	3-Nitrobenzenamine	0.96	mg/kg	U	U	U	0.96	
WBGso-073	WB0752	4/24/1998	Grab	Subsurface soil	2 4 FT		Semi-Volatile Organics	3-Nitrobenzenamine	0.95	mg/kg	U	U	U	0.95	
WBGso-190	WB0930	5/6/1998	Grab	Subsurface soil	4 6 FT		Semi-Volatile Organics	3-Nitrobenzenamine	0.95	mg/kg	U	U	U	0.95	
WBGso-190	WB0920	5/6/1998	Grab	Subsurface soil	2 4 FT		Semi-Volatile Organics	3-Nitrobenzenamine	0.94	mg/kg	U	U	U	0.94	
WBGso-186	WB0927	5/6/1998	Grab	Subsurface soil	4 6 FT		Semi-Volatile Organics	3-Nitrobenzenamine	0.94	mg/kg	U	U	U	0.94	
WBG-210	WBG4042	10/30/2000	Grab	Subsurface soil	2 4 FT		Semi-Volatile Organics	3-Nitrobenzenamine	0.93	mg/kg	U	U	U	0.93	
WBG-255	WBG4191	10/19/2000	Grab	Subsurface soil	2 4 FT		Semi-Volatile Organics	3-Nitrobenzenamine	0.93	mg/kg	U	U	U	0.93	
WBGso-178	WB0928	5/6/1998	Grab	Subsurface soil	2 4 FT		Semi-Volatile Organics	3-Nitrobenzenamine	0.92	mg/kg	U	U	U	0.92	
WBG-199	WBG4008	10/21/2000	Grab	Subsurface soil	4 6 FT		Semi-Volatile Organics	3-Nitrobenzenamine	0.89	mg/kg	U	U	U	0.89	
WBGso-055	WB0754	4/24/1998	Grab	Subsurface soil	2 4 FT		Semi-Volatile Organics	3-Nitrobenzenamine	0.96	mg/kg	U	UJ	UJ	0.96	C05
WBGso-191	WB0921	5/6/1998	Grab	Subsurface soil	2 4 FT		Semi-Volatile Organics	4-Bromophenyl phenyl ether	0.41	mg/kg	U	U	U	0.41	
WBGso-055	WB0754	4/24/1998	Grab	Subsurface soil	2 4 FT		Semi-Volatile Organics	4-Bromophenyl phenyl ether	0.4	mg/kg	U	U	U	0.4	
WBGso-192	WB0922	5/6/1998	Grab	Subsurface soil	2 4 FT		Semi-Volatile Organics	4-Bromophenyl phenyl ether	0.4	mg/kg	U	U	U	0.4	
WBGso-192	WB0929	5/6/1998	Grab	Subsurface soil	4 6 FT		Semi-Volatile Organics	4-Bromophenyl phenyl ether	0.4	mg/kg	U	U	U	0.4	
WBGso-073	WB0752	4/24/1998	Grab	Subsurface soil	2 4 FT		Semi-Volatile Organics	4-Bromophenyl phenyl ether	0.39	mg/kg	U	U	U	0.39	
WBGso-190	WB0920	5/6/1998	Grab	Subsurface soil	2 4 FT		Semi-Volatile Organics	4-Bromophenyl phenyl ether	0.39	mg/kg	U	U	U	0.39	

Station	Sample ID	Date Collected	Sample Type	Media	Depth	Sample Comment	Analysis	Chemical	Results	Units	Lab Qual	Data Qual	Qual	Detection Limit	Validation Code
WBGso-186	WB0927	5/6/1998	Grab	Subsurface soil	4 6 FT		Semi-Volatile Organics	4-Bromophenyl phenyl ether	0.39	mg/kg	U	U	U	0.39	
WBGso-190	WB0930	5/6/1998	Grab	Subsurface soil	4 6 FT		Semi-Volatile Organics	4-Bromophenyl phenyl ether	0.39	mg/kg	U	U	U	0.39	
WBG-210	WBG4042	10/30/2000	Grab	Subsurface soil	2 4 FT		Semi-Volatile Organics	4-Bromophenyl phenyl ether	0.38	mg/kg	U	U	U	0.38	
WBG-255	WBG4191	10/19/2000	Grab	Subsurface soil	2 4 FT		Semi-Volatile Organics	4-Bromophenyl phenyl ether	0.38	mg/kg	U	U	U	0.38	
WBGso-178	WB0928	5/6/1998	Grab	Subsurface soil	2 4 FT		Semi-Volatile Organics	4-Bromophenyl phenyl ether	0.38	mg/kg	U	U	U	0.38	
WBG-199	WBG4008	10/21/2000	Grab	Subsurface soil	4 6 FT		Semi-Volatile Organics	4-Bromophenyl phenyl ether	0.37	mg/kg	U	U	U	0.37	
WBGso-191	WB0921	5/6/1998	Grab	Subsurface soil	2 4 FT		Semi-Volatile Organics	4-Chloro-3-methylphenol	0.41	mg/kg	U	U	U	0.41	
WBGso-055	WB0754	4/24/1998	Grab	Subsurface soil	2 4 FT		Semi-Volatile Organics	4-Chloro-3-methylphenol	0.4	mg/kg	U	U	U	0.4	
WBGso-192	WB0922	5/6/1998	Grab	Subsurface soil	2 4 FT		Semi-Volatile Organics	4-Chloro-3-methylphenol	0.4	mg/kg	U	U	U	0.4	
WBGso-192	WB0929	5/6/1998	Grab	Subsurface soil	4 6 FT		Semi-Volatile Organics	4-Chloro-3-methylphenol	0.4	mg/kg	U	U	U	0.4	
WBGso-073	WB0752	4/24/1998	Grab	Subsurface soil	2 4 FT		Semi-Volatile Organics	4-Chloro-3-methylphenol	0.39	mg/kg	U	U	U	0.39	
WBGso-190	WB0920	5/6/1998	Grab	Subsurface soil	2 4 FT		Semi-Volatile Organics	4-Chloro-3-methylphenol	0.39	mg/kg	U	U	U	0.39	
WBGso-186	WB0927	5/6/1998	Grab	Subsurface soil	4 6 FT		Semi-Volatile Organics	4-Chloro-3-methylphenol	0.39	mg/kg	U	U	U	0.39	
WBGso-190	WB0930	5/6/1998	Grab	Subsurface soil	4 6 FT		Semi-Volatile Organics	4-Chloro-3-methylphenol	0.39	mg/kg	U	U	U	0.39	
WBG-210	WBG4042	10/30/2000	Grab	Subsurface soil	2 4 FT		Semi-Volatile Organics	4-Chloro-3-methylphenol	0.38	mg/kg	U	U	U	0.38	
WBG-255	WBG4191	10/19/2000	Grab	Subsurface soil	2 4 FT		Semi-Volatile Organics	4-Chloro-3-methylphenol	0.38	mg/kg	U	U	U	0.38	
WBGso-178	WB0928	5/6/1998	Grab	Subsurface soil	2 4 FT		Semi-Volatile Organics	4-Chloro-3-methylphenol	0.38	mg/kg	U	U	U	0.38	
WBG-199	WBG4008	10/21/2000	Grab	Subsurface soil	4 6 FT		Semi-Volatile Organics	4-Chloro-3-methylphenol	0.37	mg/kg	U	U	U	0.37	
WBGso-191	WB0921	5/6/1998	Grab	Subsurface soil	2 4 FT		Semi-Volatile Organics	4-Chlorobenzenamine	0.41	mg/kg	U	U	U	0.41	
WBGso-055	WB0754	4/24/1998	Grab	Subsurface soil	2 4 FT		Semi-Volatile Organics	4-Chlorobenzenamine	0.4	mg/kg	U	U	U	0.4	
WBGso-192	WB0922	5/6/1998	Grab	Subsurface soil	2 4 FT		Semi-Volatile Organics	4-Chlorobenzenamine	0.4	mg/kg	U	U	U	0.4	
WBGso-192	WB0929	5/6/1998	Grab	Subsurface soil	4 6 FT		Semi-Volatile Organics	4-Chlorobenzenamine	0.4	mg/kg	U	U	U	0.4	
WBGso-073	WB0752	4/24/1998	Grab	Subsurface soil	2 4 FT		Semi-Volatile Organics	4-Chlorobenzenamine	0.39	mg/kg	U	U	U	0.39	
WBGso-190	WB0920	5/6/1998	Grab	Subsurface soil	2 4 FT		Semi-Volatile Organics	4-Chlorobenzenamine	0.39	mg/kg	U	U	U	0.39	
WBGso-186	WB0927	5/6/1998	Grab	Subsurface soil	4 6 FT		Semi-Volatile Organics	4-Chlorobenzenamine	0.39	mg/kg	U	U	U	0.39	
WBGso-190	WB0930	5/6/1998	Grab	Subsurface soil	4 6 FT		Semi-Volatile Organics	4-Chlorobenzenamine	0.39	mg/kg	U	U	U	0.39	
WBG-210	WBG4042	10/30/2000	Grab	Subsurface soil	2 4 FT		Semi-Volatile Organics	4-Chlorobenzenamine	0.38	mg/kg	U	U	U	0.38	
WBG-255	WBG4191	10/19/2000	Grab	Subsurface soil	2 4 FT		Semi-Volatile Organics	4-Chlorobenzenamine	0.38	mg/kg	U	U	U	0.38	
WBGso-178	WB0928	5/6/1998	Grab	Subsurface soil	2 4 FT		Semi-Volatile Organics	4-Chlorobenzenamine	0.38	mg/kg	U	U	U	0.38	
WBG-199	WBG4008	10/21/2000	Grab	Subsurface soil	4 6 FT		Semi-Volatile Organics	4-Chlorobenzenamine	0.37	mg/kg	U	U	U	0.37	
WBGso-191	WB0921	5/6/1998	Grab	Subsurface soil	2 4 FT		Semi-Volatile Organics	4-Chlorophenyl phenyl ether	0.41	mg/kg	U	U	U	0.41	
WBGso-055	WB0754	4/24/1998	Grab	Subsurface soil	2 4 FT		Semi-Volatile Organics	4-Chlorophenyl phenyl ether	0.4	mg/kg	U	U	U	0.4	
WBGso-192	WB0922	5/6/1998	Grab	Subsurface soil	2 4 FT		Semi-Volatile Organics	4-Chlorophenyl phenyl ether	0.4	mg/kg	U	U	U	0.4	
WBGso-192	WB0929	5/6/1998	Grab	Subsurface soil	4 6 FT		Semi-Volatile Organics	4-Chlorophenyl phenyl ether	0.4	mg/kg	U	U	U	0.4	
WBGso-073	WB0752	4/24/1998	Grab	Subsurface soil	2 4 FT		Semi-Volatile Organics	4-Chlorophenyl phenyl ether	0.39	mg/kg	U	U	U	0.39	
WBGso-190	WB0920	5/6/1998	Grab	Subsurface soil	2 4 FT		Semi-Volatile Organics	4-Chlorophenyl phenyl ether	0.39	mg/kg	U	U	U	0.39	
WBGso-186	WB0927	5/6/1998	Grab	Subsurface soil	4 6 FT		Semi-Volatile Organics	4-Chlorophenyl phenyl ether	0.39	mg/kg	U	U	U	0.39	
WBGso-190	WB0930	5/6/1998	Grab	Subsurface soil	4 6 FT		Semi-Volatile Organics	4-Chlorophenyl phenyl ether	0.39	mg/kg	U	U	U	0.39	
WBG-210	WBG4042	10/30/2000	Grab	Subsurface soil	2 4 FT		Semi-Volatile Organics	4-Chlorophenyl phenyl ether	0.38	mg/kg	U	U	U	0.38	
WBG-255	WBG4191	10/19/2000	Grab	Subsurface soil	2 4 FT		Semi-Volatile Organics	4-Chlorophenyl phenyl ether	0.38	mg/kg	U	U	U	0.38	
WBGso-178	WB0928	5/6/1998	Grab	Subsurface soil	2 4 FT		Semi-Volatile Organics	4-Chlorophenyl phenyl ether	0.38	mg/kg	U	U	U	0.38	
WBG-199	WBG4008	10/21/2000	Grab	Subsurface soil	4 6 FT		Semi-Volatile Organics	4-Chlorophenyl phenyl ether	0.37	mg/kg	U	U	U	0.37	
WBGso-191	WB0921	5/6/1998	Grab	Subsurface soil	2 4 FT		Semi-Volatile Organics	4-Methylphenol	0.41	mg/kg	U	U	U	0.41	
WBGso-055	WB0754	4/24/1998	Grab	Subsurface soil	2 4 FT		Semi-Volatile Organics	4-Methylphenol	0.4	mg/kg	U	U	U	0.4	
WBGso-192	WB0922	5/6/1998	Grab	Subsurface soil	2 4 FT		Semi-Volatile Organics	4-Methylphenol	0.4	mg/kg	U	U	U	0.4	
WBGso-192	WB0929	5/6/1998	Grab	Subsurface soil	4 6 FT		Semi-Volatile Organics	4-Methylphenol	0.4	mg/kg	U	U	U	0.4	
WBGso-073	WB0752	4/24/1998	Grab	Subsurface soil	2 4 FT		Semi-Volatile Organics	4-Methylphenol	0.39	mg/kg	U	U	U	0.39	
WBGso-190	WB0920	5/6/1998	Grab	Subsurface soil	2 4 FT		Semi-Volatile Organics	4-Methylphenol	0.39	mg/kg	U	U	U	0.39	
WBGso-186	WB0927	5/6/1998	Grab	Subsurface soil	4 6 FT		Semi-Volatile Organics	4-Methylphenol	0.39	mg/kg	U	U	U	0.39	
WBGso-190	WB0930	5/6/1998	Grab	Subsurface soil	4 6 FT		Semi-Volatile Organics	4-Methylphenol	0.39	mg/kg	U	U	U	0.39	
WBG-210	WBG4042	10/30/2000	Grab	Subsurface soil	2 4 FT		Semi-Volatile Organics	4-Methylphenol	0.38	mg/kg	U	U	U	0.38	
WBG-255	WBG4191	10/19/2000	Grab	Subsurface soil	2 4 FT		Semi-Volatile Organics	4-Methylphenol	0.38	mg/kg	U	U	U	0.38	
WBGso-178	WB0928	5/6/1998	Grab	Subsurface soil	2 4 FT		Semi-Volatile Organics	4-Methylphenol	0.38	mg/kg	U	U	U	0.38	
WBG-199	WBG4008	10/21/2000	Grab	Subsurface soil	4 6 FT		Semi-Volatile Organics	4-Methylphenol	0.37	mg/kg	U	U	U	0.37	
WBGso-191	WB0921	5/6/1998	Grab	Subsurface soil	2 4 FT		Semi-Volatile Organics	4-Nitrobenzenamine	1	mg/kg	U	U	U	1	
WBGso-192	WB0922	5/6/1998	Grab	Subsurface soil	2 4 FT		Semi-Volatile Organics	4-Nitrobenzenamine	0.96	mg/kg	U	U	U	0.96	
WBGso-192	WB0929	5/6/1998	Grab	Subsurface soil	4 6 FT		Semi-Volatile Organics	4-Nitrobenzenamine	0.96	mg/kg	U	U	U	0.96	
WBGso-073	WB0752	4/24/1998	Grab	Subsurface soil	2 4 FT		Semi-Volatile Organics	4-Nitrobenzenamine	0.95	mg/kg	U	U	U	0.95	
WBGso-190	WB0930	5/6/1998	Grab	Subsurface soil	4 6 FT		Semi-Volatile Organics	4-Nitrobenzenamine	0.95	mg/kg	U	U	U	0.95	
WBGso-190	WB0920	5/6/1998	Grab	Subsurface soil	2 4 FT		Semi-Volatile Organics	4-Nitrobenzenamine	0.94	mg/kg	U	U	U	0.94	
WBGso-186	WB0927	5/6/1998	Grab	Subsurface soil	4 6 FT		Semi-Volatile Organics	4-Nitrobenzenamine	0.94	mg/kg	U	U	U	0.94	
WBG-210	WBG4042	10/30/2000	Grab	Subsurface soil	2 4 FT		Semi-Volatile Organics	4-Nitrobenzenamine	0.93	mg/kg	U	U	U	0.93	
WBG-255	WBG4191	10/19/2000	Grab	Subsurface soil	2 4 FT		Semi-Volatile Organics	4-Nitrobenzenamine	0.93	mg/kg	U	U	U	0.93	
WBGso-178	WB0928	5/6/1998	Grab	Subsurface soil	2 4 FT		Semi-Volatile Organics	4-Nitrobenzenamine	0.92	mg/kg	U	U	U	0.92	
WBG-199	WBG4008	10/21/2000	Grab	Subsurface soil	4 6 FT		Semi-Volatile Organics	4-Nitrobenzenamine	0.89	mg/kg	U	U	U	0.89	
WBGso-055	WB0754	4/24/1998	Grab	Subsurface soil	2 4 FT		Semi-Volatile Organics	4-Nitrobenzenamine	0.96	mg/kg	U	UJ	UJ	0.96	C05
WBGso-191	WB0921	5/6/1998	Grab	Subsurface soil	2 4 FT		Semi-Volatile Organics	4-Nitrophenol	1	mg/kg	U	U	U	1	
WBGso-192	WB0922	5/6/1998	Grab	Subsurface soil	2 4 FT		Semi-Volatile Organics	4-Nitrophenol	0.96	mg/kg	U	U	U	0.96	
WBGso-192	WB0929	5/6/1998	Grab	Subsurface soil	4 6 FT		Semi-Volatile Organics	4-Nitrophenol	0.96	mg/kg	U	U	U	0.96	
WBGso-073	WB0752	4/24/1998	Grab	Subsurface soil	2 4 FT		Semi-Volatile Organics	4-Nitrophenol	0.95	mg/kg	U	U	U	0.95	
WBGso-190	WB0930	5/6/1998	Grab	Subsurface soil	4 6 FT		Semi-Volatile Organics	4-Nitrophenol	0.95	mg/kg	U	U	U	0.95	
WBGso-190	WB0920	5/6/1998	Grab	Subsurface soil	2 4 FT		Semi-Volatile Organics	4-Nitrophenol	0.94	mg/kg	U	U	U	0.94	
WBGso-186	WB0927	5/6/1998	Grab	Subsurface soil	4 6 FT		Semi-Volatile Organics	4-Nitrophenol	0.94	mg/kg	U	U	U	0.94	
WBG-210	WBG4042	10/30/2000	Grab	Subsurface soil	2 4 FT		Semi-Volatile Organics	4-Nitrophenol	0.93	mg/kg	U	U	U	0.93	
WBG-255	WBG4191	10/19/2000	Grab	Subsurface soil	2 4 FT		Semi-Volatile Organics	4-Nitrophenol	0.93	mg/kg	U	U	U	0.93	
WBGso-178	WB0928	5/6/1998	Grab	Subsurface soil	2 4 FT		Semi-Volatile Organics	4-Nitrophenol	0.92	mg/kg	U	U	U	0.92	
WBG-199	WBG4008	10/21/2000	Grab	Subsurface soil	4 6 FT		Semi-Volatile Organics	4-Nitrophenol	0.89	mg/kg	U	U	U	0.89	
WBGso-055	WB0754	4/24/1998	Grab	Subsurface soil	2 4 FT		Semi-Volatile Organics	4-Nitrophenol	0.96	mg/kg	U	UJ	UJ	0.96	C05
WBG-210	WBG4042	10/30/2000	Grab	Subsurface soil	2 4 FT		Semi-Volatile Organics	Acenaphthene	0.44	mg/kg		=	=	0.38	
WBGso-191	WB0921	5/6/1998	Grab	Subsurface soil	2 4 FT		Semi-Volatile Organics	Acenaphthene	0.41	mg/kg	U	U	U	0.41	
WBGso-055	WB0754	4/24/1998	Grab	Subsurface soil	2 4 FT		Semi-Volatile Organics	Acenaphthene	0.4	mg/kg	U	U	U	0.4	
WBGso-192	WB0922	5/6/1998	Grab	Subsurface soil	2 4 FT		Semi-Volatile Organics	Acenaphthene	0.4	mg/kg	U	U	U	0.4	

Station	Sample ID	Date Collected	Sample Type	Media	Depth	Sample Comment	Analysis	Chemical	Results	Units	Lab Qual	Data Qual	Qual	Detection Limit	Validation Code
WBGso-192	WB0929	5/6/1998	Grab	Subsurface soil	4 6 FT		Semi-Volatile Organics	Acenaphthene	0.4	mg/kg	U	U	U	0.4	
WBGso-073	WB0752	4/24/1998	Grab	Subsurface soil	2 4 FT		Semi-Volatile Organics	Acenaphthene	0.39	mg/kg	U	U	U	0.39	
WBGso-190	WB0920	5/6/1998	Grab	Subsurface soil	2 4 FT		Semi-Volatile Organics	Acenaphthene	0.39	mg/kg	U	U	U	0.39	
WBGso-186	WB0927	5/6/1998	Grab	Subsurface soil	4 6 FT		Semi-Volatile Organics	Acenaphthene	0.39	mg/kg	U	U	U	0.39	
WBGso-190	WB0930	5/6/1998	Grab	Subsurface soil	4 6 FT		Semi-Volatile Organics	Acenaphthene	0.39	mg/kg	U	U	U	0.39	
WBG-255	WBG4191	10/19/2000	Grab	Subsurface soil	2 4 FT		Semi-Volatile Organics	Acenaphthene	0.38	mg/kg	U	U	U	0.38	
WBGso-178	WB0928	5/6/1998	Grab	Subsurface soil	2 4 FT		Semi-Volatile Organics	Acenaphthene	0.38	mg/kg	U	U	U	0.38	
WBG-199	WBG4008	10/21/2000	Grab	Subsurface soil	4 6 FT		Semi-Volatile Organics	Acenaphthene	0.37	mg/kg	U	U	U	0.37	
WBGso-191	WB0921	5/6/1998	Grab	Subsurface soil	2 4 FT		Semi-Volatile Organics	Acenaphthylene	0.41	mg/kg	U	U	U	0.41	
WBGso-055	WB0754	4/24/1998	Grab	Subsurface soil	2 4 FT		Semi-Volatile Organics	Acenaphthylene	0.4	mg/kg	U	U	U	0.4	
WBGso-192	WB0922	5/6/1998	Grab	Subsurface soil	2 4 FT		Semi-Volatile Organics	Acenaphthylene	0.4	mg/kg	U	U	U	0.4	
WBGso-192	WB0929	5/6/1998	Grab	Subsurface soil	4 6 FT		Semi-Volatile Organics	Acenaphthylene	0.4	mg/kg	U	U	U	0.4	
WBGso-073	WB0752	4/24/1998	Grab	Subsurface soil	2 4 FT		Semi-Volatile Organics	Acenaphthylene	0.39	mg/kg	U	U	U	0.39	
WBGso-190	WB0920	5/6/1998	Grab	Subsurface soil	2 4 FT		Semi-Volatile Organics	Acenaphthylene	0.39	mg/kg	U	U	U	0.39	
WBGso-186	WB0927	5/6/1998	Grab	Subsurface soil	4 6 FT		Semi-Volatile Organics	Acenaphthylene	0.39	mg/kg	U	U	U	0.39	
WBGso-190	WB0930	5/6/1998	Grab	Subsurface soil	4 6 FT		Semi-Volatile Organics	Acenaphthylene	0.39	mg/kg	U	U	U	0.39	
WBG-210	WBG4042	10/30/2000	Grab	Subsurface soil	2 4 FT		Semi-Volatile Organics	Acenaphthylene	0.38	mg/kg	U	U	U	0.38	
WBG-255	WBG4191	10/19/2000	Grab	Subsurface soil	2 4 FT		Semi-Volatile Organics	Acenaphthylene	0.38	mg/kg	U	U	U	0.38	
WBGso-178	WB0928	5/6/1998	Grab	Subsurface soil	2 4 FT		Semi-Volatile Organics	Acenaphthylene	0.38	mg/kg	U	U	U	0.38	
WBG-199	WBG4008	10/21/2000	Grab	Subsurface soil	4 6 FT		Semi-Volatile Organics	Acenaphthylene	0.37	mg/kg	U	U	U	0.37	
WBG-210	WBG4042	10/30/2000	Grab	Subsurface soil	2 4 FT		Semi-Volatile Organics	Anthracene	0.16	mg/kg	J	J	J	0.38	
WBGso-190	WB0920	5/6/1998	Grab	Subsurface soil	2 4 FT		Semi-Volatile Organics	Anthracene	0.098	mg/kg	J	J	J	0.39	
WBGso-191	WB0921	5/6/1998	Grab	Subsurface soil	2 4 FT		Semi-Volatile Organics	Anthracene	0.41	mg/kg	U	U	U	0.41	
WBGso-055	WB0754	4/24/1998	Grab	Subsurface soil	2 4 FT		Semi-Volatile Organics	Anthracene	0.4	mg/kg	U	U	U	0.4	
WBGso-192	WB0922	5/6/1998	Grab	Subsurface soil	2 4 FT		Semi-Volatile Organics	Anthracene	0.4	mg/kg	U	U	U	0.4	
WBGso-192	WB0929	5/6/1998	Grab	Subsurface soil	4 6 FT		Semi-Volatile Organics	Anthracene	0.4	mg/kg	U	U	U	0.4	
WBGso-073	WB0752	4/24/1998	Grab	Subsurface soil	2 4 FT		Semi-Volatile Organics	Anthracene	0.39	mg/kg	U	U	U	0.39	
WBGso-186	WB0927	5/6/1998	Grab	Subsurface soil	4 6 FT		Semi-Volatile Organics	Anthracene	0.39	mg/kg	U	U	U	0.39	
WBGso-190	WB0930	5/6/1998	Grab	Subsurface soil	4 6 FT		Semi-Volatile Organics	Anthracene	0.39	mg/kg	U	U	U	0.39	
WBG-255	WBG4191	10/19/2000	Grab	Subsurface soil	2 4 FT		Semi-Volatile Organics	Anthracene	0.38	mg/kg	U	U	U	0.38	
WBGso-178	WB0928	5/6/1998	Grab	Subsurface soil	2 4 FT		Semi-Volatile Organics	Anthracene	0.38	mg/kg	U	U	U	0.38	
WBG-199	WBG4008	10/21/2000	Grab	Subsurface soil	4 6 FT		Semi-Volatile Organics	Anthracene	0.37	mg/kg	U	U	U	0.37	
WBGso-190	WB0920	5/6/1998	Grab	Subsurface soil	2 4 FT		Semi-Volatile Organics	Benz(a)anthracene	0.48	mg/kg		=	=	0.39	
WBG-199	WBG4008	10/21/2000	Grab	Subsurface soil	4 6 FT		Semi-Volatile Organics	Benz(a)anthracene	0.2	mg/kg	J	J	J	0.37	
WBGso-191	WB0921	5/6/1998	Grab	Subsurface soil	2 4 FT		Semi-Volatile Organics	Benz(a)anthracene	0.051	mg/kg	J	J	J	0.41	
WBGso-055	WB0754	4/24/1998	Grab	Subsurface soil	2 4 FT		Semi-Volatile Organics	Benz(a)anthracene	0.4	mg/kg	U	U	U	0.4	
WBGso-192	WB0922	5/6/1998	Grab	Subsurface soil	2 4 FT		Semi-Volatile Organics	Benz(a)anthracene	0.4	mg/kg	U	U	U	0.4	
WBGso-192	WB0929	5/6/1998	Grab	Subsurface soil	4 6 FT		Semi-Volatile Organics	Benz(a)anthracene	0.4	mg/kg	U	U	U	0.4	
WBGso-073	WB0752	4/24/1998	Grab	Subsurface soil	2 4 FT		Semi-Volatile Organics	Benz(a)anthracene	0.39	mg/kg	U	U	U	0.39	
WBGso-186	WB0927	5/6/1998	Grab	Subsurface soil	4 6 FT		Semi-Volatile Organics	Benz(a)anthracene	0.39	mg/kg	U	U	U	0.39	
WBGso-190	WB0930	5/6/1998	Grab	Subsurface soil	4 6 FT		Semi-Volatile Organics	Benz(a)anthracene	0.39	mg/kg	U	U	U	0.39	
WBG-210	WBG4042	10/30/2000	Grab	Subsurface soil	2 4 FT		Semi-Volatile Organics	Benz(a)anthracene	0.38	mg/kg	U	U	U	0.38	
WBG-255	WBG4191	10/19/2000	Grab	Subsurface soil	2 4 FT		Semi-Volatile Organics	Benz(a)anthracene	0.38	mg/kg	U	U	U	0.38	
WBGso-178	WB0928	5/6/1998	Grab	Subsurface soil	2 4 FT		Semi-Volatile Organics	Benz(a)anthracene	0.38	mg/kg	U	U	U	0.38	
WBGso-190	WB0920	5/6/1998	Grab	Subsurface soil	2 4 FT		Semi-Volatile Organics	Benzo(a)pyrene	0.5	mg/kg		=	=	0.39	
WBG-199	WBG4008	10/21/2000	Grab	Subsurface soil	4 6 FT		Semi-Volatile Organics	Benzo(a)pyrene	0.22	mg/kg	J	J	J	0.37	
WBGso-191	WB0921	5/6/1998	Grab	Subsurface soil	2 4 FT		Semi-Volatile Organics	Benzo(a)pyrene	0.06	mg/kg	J	J	J	0.41	
WBGso-055	WB0754	4/24/1998	Grab	Subsurface soil	2 4 FT		Semi-Volatile Organics	Benzo(a)pyrene	0.4	mg/kg	U	U	U	0.4	
WBGso-192	WB0922	5/6/1998	Grab	Subsurface soil	2 4 FT		Semi-Volatile Organics	Benzo(a)pyrene	0.4	mg/kg	U	U	U	0.4	
WBGso-192	WB0929	5/6/1998	Grab	Subsurface soil	4 6 FT		Semi-Volatile Organics	Benzo(a)pyrene	0.4	mg/kg	U	U	U	0.4	
WBGso-073	WB0752	4/24/1998	Grab	Subsurface soil	2 4 FT		Semi-Volatile Organics	Benzo(a)pyrene	0.39	mg/kg	U	U	U	0.39	
WBGso-186	WB0927	5/6/1998	Grab	Subsurface soil	4 6 FT		Semi-Volatile Organics	Benzo(a)pyrene	0.39	mg/kg	U	U	U	0.39	
WBGso-190	WB0930	5/6/1998	Grab	Subsurface soil	4 6 FT		Semi-Volatile Organics	Benzo(a)pyrene	0.39	mg/kg	U	U	U	0.39	
WBG-210	WBG4042	10/30/2000	Grab	Subsurface soil	2 4 FT		Semi-Volatile Organics	Benzo(a)pyrene	0.38	mg/kg	U	U	U	0.38	
WBG-255	WBG4191	10/19/2000	Grab	Subsurface soil	2 4 FT		Semi-Volatile Organics	Benzo(a)pyrene	0.38	mg/kg	U	U	U	0.38	
WBGso-178	WB0928	5/6/1998	Grab	Subsurface soil	2 4 FT		Semi-Volatile Organics	Benzo(a)pyrene	0.38	mg/kg	U	U	U	0.38	
WBGso-190	WB0920	5/6/1998	Grab	Subsurface soil	2 4 FT		Semi-Volatile Organics	Benzo(b)fluoranthene	0.7	mg/kg		=	=	0.39	
WBG-199	WBG4008	10/21/2000	Grab	Subsurface soil	4 6 FT		Semi-Volatile Organics	Benzo(b)fluoranthene	0.29	mg/kg	J	J	J	0.37	
WBGso-191	WB0921	5/6/1998	Grab	Subsurface soil	2 4 FT		Semi-Volatile Organics	Benzo(b)fluoranthene	0.078	mg/kg	J	J	J	0.41	
WBGso-055	WB0754	4/24/1998	Grab	Subsurface soil	2 4 FT		Semi-Volatile Organics	Benzo(b)fluoranthene	0.4	mg/kg	U	U	U	0.4	
WBGso-192	WB0922	5/6/1998	Grab	Subsurface soil	2 4 FT		Semi-Volatile Organics	Benzo(b)fluoranthene	0.4	mg/kg	U	U	U	0.4	
WBGso-192	WB0929	5/6/1998	Grab	Subsurface soil	4 6 FT		Semi-Volatile Organics	Benzo(b)fluoranthene	0.4	mg/kg	U	U	U	0.4	
WBGso-073	WB0752	4/24/1998	Grab	Subsurface soil	2 4 FT		Semi-Volatile Organics	Benzo(b)fluoranthene	0.39	mg/kg	U	U	U	0.39	
WBGso-186	WB0927	5/6/1998	Grab	Subsurface soil	4 6 FT		Semi-Volatile Organics	Benzo(b)fluoranthene	0.39	mg/kg	U	U	U	0.39	
WBGso-190	WB0930	5/6/1998	Grab	Subsurface soil	4 6 FT		Semi-Volatile Organics	Benzo(b)fluoranthene	0.39	mg/kg	U	U	U	0.39	
WBG-210	WBG4042	10/30/2000	Grab	Subsurface soil	2 4 FT		Semi-Volatile Organics	Benzo(b)fluoranthene	0.38	mg/kg	U	U	U	0.38	
WBG-255	WBG4191	10/19/2000	Grab	Subsurface soil	2 4 FT		Semi-Volatile Organics	Benzo(b)fluoranthene	0.38	mg/kg	U	U	U	0.38	
WBGso-178	WB0928	5/6/1998	Grab	Subsurface soil	2 4 FT		Semi-Volatile Organics	Benzo(b)fluoranthene	0.38	mg/kg	U	U	U	0.38	
WBGso-190	WB0920	5/6/1998	Grab	Subsurface soil	2 4 FT		Semi-Volatile Organics	Benzo(ghi)perylene	0.31	mg/kg	J	J	J	0.39	
WBG-199	WBG4008	10/21/2000	Grab	Subsurface soil	4 6 FT		Semi-Volatile Organics	Benzo(ghi)perylene	0.11	mg/kg	J	J	J	0.37	
WBGso-191	WB0921	5/6/1998	Grab	Subsurface soil	2 4 FT		Semi-Volatile Organics	Benzo(ghi)perylene	0.41	mg/kg	U	U	U	0.41	
WBGso-055	WB0754	4/24/1998	Grab	Subsurface soil	2 4 FT		Semi-Volatile Organics	Benzo(ghi)perylene	0.4	mg/kg	U	U	U	0.4	
WBGso-192	WB0922	5/6/1998	Grab	Subsurface soil	2 4 FT		Semi-Volatile Organics	Benzo(ghi)perylene	0.4	mg/kg	U	U	U	0.4	
WBGso-192	WB0929	5/6/1998	Grab	Subsurface soil	4 6 FT		Semi-Volatile Organics	Benzo(ghi)perylene	0.4	mg/kg	U	U	U	0.4	
WBGso-073	WB0752	4/24/1998	Grab	Subsurface soil	2 4 FT		Semi-Volatile Organics	Benzo(ghi)perylene	0.39	mg/kg	U	U	U	0.39	
WBGso-186	WB0927	5/6/1998	Grab	Subsurface soil	4 6 FT		Semi-Volatile Organics	Benzo(ghi)perylene	0.39	mg/kg	U	U	U	0.39	
WBGso-190	WB0930	5/6/1998	Grab	Subsurface soil	4 6 FT		Semi-Volatile Organics	Benzo(ghi)perylene	0.39	mg/kg	U	U	U	0.39	
WBG-210	WBG4042	10/30/2000	Grab	Subsurface soil	2 4 FT		Semi-Volatile Organics	Benzo(ghi)perylene	0.38	mg/kg	U	U	U	0.38	
WBG-255	WBG4191	10/19/2000	Grab	Subsurface soil	2 4 FT		Semi-Volatile Organics	Benzo(ghi)perylene	0.38	mg/kg	U	U	U	0.38	
WBGso-178	WB0928	5/6/1998	Grab	Subsurface soil	2 4 FT		Semi-Volatile Organics	Benzo(ghi)perylene	0.38	mg/kg	U	U	U	0.38	
WBGso-190	WB0920	5/6/1998	Grab	Subsurface soil	2 4 FT		Semi-Volatile Organics	Benzo(k)fluoranthene	0.29	mg/kg	J	J	J	0.39	
WBG-199	WBG4008	10/21/2000	Grab	Subsurface soil	4 6 FT		Semi-Volatile Organics	Benzo(k)fluoranthene	0.13	mg/kg	J	J	J	0.37	

Station	Sample ID	Date Collected	Sample Type	Media	Depth	Sample Comment	Analysis	Chemical	Results	Units	Lab Qual	Data Qual	Qual	Detection Limit	Validation Code
WBGso-191	WB0921	5/6/1998	Grab	Subsurface soil	2 4 FT		Semi-Volatile Organics	Benzo(k)fluoranthene	0.41	mg/kg	U	U	U	0.41	
WBGso-055	WB0754	4/24/1998	Grab	Subsurface soil	2 4 FT		Semi-Volatile Organics	Benzo(k)fluoranthene	0.4	mg/kg	U	U	U	0.4	
WBGso-192	WB0922	5/6/1998	Grab	Subsurface soil	2 4 FT		Semi-Volatile Organics	Benzo(k)fluoranthene	0.4	mg/kg	U	U	U	0.4	
WBGso-192	WB0929	5/6/1998	Grab	Subsurface soil	4 6 FT		Semi-Volatile Organics	Benzo(k)fluoranthene	0.4	mg/kg	U	U	U	0.4	
WBGso-073	WB0752	4/24/1998	Grab	Subsurface soil	2 4 FT		Semi-Volatile Organics	Benzo(k)fluoranthene	0.39	mg/kg	U	U	U	0.39	
WBGso-186	WB0927	5/6/1998	Grab	Subsurface soil	4 6 FT		Semi-Volatile Organics	Benzo(k)fluoranthene	0.39	mg/kg	U	U	U	0.39	
WBGso-190	WB0930	5/6/1998	Grab	Subsurface soil	4 6 FT		Semi-Volatile Organics	Benzo(k)fluoranthene	0.39	mg/kg	U	U	U	0.39	
WBG-210	WBG4042	10/30/2000	Grab	Subsurface soil	2 4 FT		Semi-Volatile Organics	Benzo(k)fluoranthene	0.38	mg/kg	U	U	U	0.38	
WBG-255	WBG4191	10/19/2000	Grab	Subsurface soil	2 4 FT		Semi-Volatile Organics	Benzo(k)fluoranthene	0.38	mg/kg	U	U	U	0.38	
WBGso-178	WB0928	5/6/1998	Grab	Subsurface soil	2 4 FT		Semi-Volatile Organics	Benzo(k)fluoranthene	0.38	mg/kg	U	U	U	0.38	
WBGso-191	WB0921	5/6/1998	Grab	Subsurface soil	2 4 FT		Semi-Volatile Organics	Bis(2-chloroethoxy)methane	0.41	mg/kg	U	U	U	0.41	
WBGso-055	WB0754	4/24/1998	Grab	Subsurface soil	2 4 FT		Semi-Volatile Organics	Bis(2-chloroethoxy)methane	0.4	mg/kg	U	U	U	0.4	
WBGso-192	WB0922	5/6/1998	Grab	Subsurface soil	2 4 FT		Semi-Volatile Organics	Bis(2-chloroethoxy)methane	0.4	mg/kg	U	U	U	0.4	
WBGso-192	WB0929	5/6/1998	Grab	Subsurface soil	4 6 FT		Semi-Volatile Organics	Bis(2-chloroethoxy)methane	0.4	mg/kg	U	U	U	0.4	
WBGso-073	WB0752	4/24/1998	Grab	Subsurface soil	2 4 FT		Semi-Volatile Organics	Bis(2-chloroethoxy)methane	0.39	mg/kg	U	U	U	0.39	
WBGso-190	WB0920	5/6/1998	Grab	Subsurface soil	2 4 FT		Semi-Volatile Organics	Bis(2-chloroethoxy)methane	0.39	mg/kg	U	U	U	0.39	
WBGso-186	WB0927	5/6/1998	Grab	Subsurface soil	4 6 FT		Semi-Volatile Organics	Bis(2-chloroethoxy)methane	0.39	mg/kg	U	U	U	0.39	
WBGso-190	WB0930	5/6/1998	Grab	Subsurface soil	4 6 FT		Semi-Volatile Organics	Bis(2-chloroethoxy)methane	0.39	mg/kg	U	U	U	0.39	
WBG-210	WBG4042	10/30/2000	Grab	Subsurface soil	2 4 FT		Semi-Volatile Organics	Bis(2-chloroethoxy)methane	0.38	mg/kg	U	U	U	0.38	
WBG-255	WBG4191	10/19/2000	Grab	Subsurface soil	2 4 FT		Semi-Volatile Organics	Bis(2-chloroethoxy)methane	0.38	mg/kg	U	U	U	0.38	
WBGso-178	WB0928	5/6/1998	Grab	Subsurface soil	2 4 FT		Semi-Volatile Organics	Bis(2-chloroethoxy)methane	0.38	mg/kg	U	U	U	0.38	
WBG-199	WBG4008	10/21/2000	Grab	Subsurface soil	4 6 FT		Semi-Volatile Organics	Bis(2-chloroethoxy)methane	0.37	mg/kg	U	U	U	0.37	
WBGso-191	WB0921	5/6/1998	Grab	Subsurface soil	2 4 FT		Semi-Volatile Organics	Bis(2-chloroethyl) ether	0.41	mg/kg	U	U	U	0.41	
WBGso-192	WB0922	5/6/1998	Grab	Subsurface soil	2 4 FT		Semi-Volatile Organics	Bis(2-chloroethyl) ether	0.4	mg/kg	U	U	U	0.4	
WBGso-192	WB0929	5/6/1998	Grab	Subsurface soil	4 6 FT		Semi-Volatile Organics	Bis(2-chloroethyl) ether	0.4	mg/kg	U	U	U	0.4	
WBGso-073	WB0752	4/24/1998	Grab	Subsurface soil	2 4 FT		Semi-Volatile Organics	Bis(2-chloroethyl) ether	0.39	mg/kg	U	U	U	0.39	
WBGso-190	WB0920	5/6/1998	Grab	Subsurface soil	2 4 FT		Semi-Volatile Organics	Bis(2-chloroethyl) ether	0.39	mg/kg	U	U	U	0.39	
WBGso-186	WB0927	5/6/1998	Grab	Subsurface soil	4 6 FT		Semi-Volatile Organics	Bis(2-chloroethyl) ether	0.39	mg/kg	U	U	U	0.39	
WBGso-190	WB0930	5/6/1998	Grab	Subsurface soil	4 6 FT		Semi-Volatile Organics	Bis(2-chloroethyl) ether	0.39	mg/kg	U	U	U	0.39	
WBG-210	WBG4042	10/30/2000	Grab	Subsurface soil	2 4 FT		Semi-Volatile Organics	Bis(2-chloroethyl) ether	0.38	mg/kg	U	U	U	0.38	
WBG-255	WBG4191	10/19/2000	Grab	Subsurface soil	2 4 FT		Semi-Volatile Organics	Bis(2-chloroethyl) ether	0.38	mg/kg	U	U	U	0.38	
WBGso-178	WB0928	5/6/1998	Grab	Subsurface soil	2 4 FT		Semi-Volatile Organics	Bis(2-chloroethyl) ether	0.38	mg/kg	U	U	U	0.38	
WBG-199	WBG4008	10/21/2000	Grab	Subsurface soil	4 6 FT		Semi-Volatile Organics	Bis(2-chloroethyl) ether	0.37	mg/kg	U	U	U	0.37	
WBGso-055	WB0754	4/24/1998	Grab	Subsurface soil	2 4 FT		Semi-Volatile Organics	Bis(2-chloroethyl) ether	0.4	mg/kg	U	UJ	UJ	0.4	C05
WBGso-191	WB0921	5/6/1998	Grab	Subsurface soil	2 4 FT		Semi-Volatile Organics	Bis(2-chloroisopropyl) ether	0.41	mg/kg	U	U	U	0.41	
WBGso-055	WB0754	4/24/1998	Grab	Subsurface soil	2 4 FT		Semi-Volatile Organics	Bis(2-chloroisopropyl) ether	0.4	mg/kg	U	U	U	0.4	
WBGso-192	WB0922	5/6/1998	Grab	Subsurface soil	2 4 FT		Semi-Volatile Organics	Bis(2-chloroisopropyl) ether	0.4	mg/kg	U	U	U	0.4	
WBGso-192	WB0929	5/6/1998	Grab	Subsurface soil	4 6 FT		Semi-Volatile Organics	Bis(2-chloroisopropyl) ether	0.4	mg/kg	U	U	U	0.4	
WBGso-073	WB0752	4/24/1998	Grab	Subsurface soil	2 4 FT		Semi-Volatile Organics	Bis(2-chloroisopropyl) ether	0.39	mg/kg	U	U	U	0.39	
WBGso-190	WB0920	5/6/1998	Grab	Subsurface soil	2 4 FT		Semi-Volatile Organics	Bis(2-chloroisopropyl) ether	0.39	mg/kg	U	U	U	0.39	
WBGso-186	WB0927	5/6/1998	Grab	Subsurface soil	4 6 FT		Semi-Volatile Organics	Bis(2-chloroisopropyl) ether	0.39	mg/kg	U	U	U	0.39	
WBGso-190	WB0930	5/6/1998	Grab	Subsurface soil	4 6 FT		Semi-Volatile Organics	Bis(2-chloroisopropyl) ether	0.39	mg/kg	U	U	U	0.39	
WBG-210	WBG4042	10/30/2000	Grab	Subsurface soil	2 4 FT		Semi-Volatile Organics	Bis(2-chloroisopropyl) ether	0.38	mg/kg	U	U	U	0.38	
WBG-255	WBG4191	10/19/2000	Grab	Subsurface soil	2 4 FT		Semi-Volatile Organics	Bis(2-chloroisopropyl) ether	0.38	mg/kg	U	U	U	0.38	
WBGso-178	WB0928	5/6/1998	Grab	Subsurface soil	2 4 FT		Semi-Volatile Organics	Bis(2-chloroisopropyl) ether	0.38	mg/kg	U	U	U	0.38	
WBG-199	WBG4008	10/21/2000	Grab	Subsurface soil	4 6 FT		Semi-Volatile Organics	Bis(2-chloroisopropyl) ether	0.37	mg/kg	U	U	U	0.37	
WBGso-191	WB0921	5/6/1998	Grab	Subsurface soil	2 4 FT		Semi-Volatile Organics	Bis(2-ethylhexyl)phthalate	0.41	mg/kg	U	U	U	0.41	
WBGso-192	WB0922	5/6/1998	Grab	Subsurface soil	2 4 FT		Semi-Volatile Organics	Bis(2-ethylhexyl)phthalate	0.4	mg/kg	U	U	U	0.4	
WBGso-192	WB0929	5/6/1998	Grab	Subsurface soil	4 6 FT		Semi-Volatile Organics	Bis(2-ethylhexyl)phthalate	0.4	mg/kg	U	U	U	0.4	
WBGso-073	WB0752	4/24/1998	Grab	Subsurface soil	2 4 FT		Semi-Volatile Organics	Bis(2-ethylhexyl)phthalate	0.39	mg/kg	U	U	U	0.39	
WBGso-190	WB0920	5/6/1998	Grab	Subsurface soil	2 4 FT		Semi-Volatile Organics	Bis(2-ethylhexyl)phthalate	0.39	mg/kg	U	U	U	0.39	
WBGso-186	WB0927	5/6/1998	Grab	Subsurface soil	4 6 FT		Semi-Volatile Organics	Bis(2-ethylhexyl)phthalate	0.39	mg/kg	U	U	U	0.39	
WBGso-190	WB0930	5/6/1998	Grab	Subsurface soil	4 6 FT		Semi-Volatile Organics	Bis(2-ethylhexyl)phthalate	0.39	mg/kg	U	U	U	0.39	
WBG-210	WBG4042	10/30/2000	Grab	Subsurface soil	2 4 FT		Semi-Volatile Organics	Bis(2-ethylhexyl)phthalate	0.38	mg/kg	U	U	U	0.38	
WBG-255	WBG4191	10/19/2000	Grab	Subsurface soil	2 4 FT		Semi-Volatile Organics	Bis(2-ethylhexyl)phthalate	0.38	mg/kg	U	U	U	0.38	
WBGso-178	WB0928	5/6/1998	Grab	Subsurface soil	2 4 FT		Semi-Volatile Organics	Bis(2-ethylhexyl)phthalate	0.38	mg/kg	U	U	U	0.38	
WBG-199	WBG4008	10/21/2000	Grab	Subsurface soil	4 6 FT		Semi-Volatile Organics	Bis(2-ethylhexyl)phthalate	0.37	mg/kg	U	U	U	0.37	
WBGso-055	WB0754	4/24/1998	Grab	Subsurface soil	2 4 FT		Semi-Volatile Organics	Bis(2-ethylhexyl)phthalate	0.4	mg/kg	U	UJ	UJ	0.4	C05
WBGso-191	WB0921	5/6/1998	Grab	Subsurface soil	2 4 FT		Semi-Volatile Organics	Butyl benzyl phthalate	0.41	mg/kg	U	U	U	0.41	
WBGso-055	WB0754	4/24/1998	Grab	Subsurface soil	2 4 FT		Semi-Volatile Organics	Butyl benzyl phthalate	0.4	mg/kg	U	U	U	0.4	
WBGso-192	WB0922	5/6/1998	Grab	Subsurface soil	2 4 FT		Semi-Volatile Organics	Butyl benzyl phthalate	0.4	mg/kg	U	U	U	0.4	
WBGso-192	WB0929	5/6/1998	Grab	Subsurface soil	4 6 FT		Semi-Volatile Organics	Butyl benzyl phthalate	0.4	mg/kg	U	U	U	0.4	
WBGso-073	WB0752	4/24/1998	Grab	Subsurface soil	2 4 FT		Semi-Volatile Organics	Butyl benzyl phthalate	0.39	mg/kg	U	U	U	0.39	
WBGso-190	WB0920	5/6/1998	Grab	Subsurface soil	2 4 FT		Semi-Volatile Organics	Butyl benzyl phthalate	0.39	mg/kg	U	U	U	0.39	
WBGso-186	WB0927	5/6/1998	Grab	Subsurface soil	4 6 FT		Semi-Volatile Organics	Butyl benzyl phthalate	0.39	mg/kg	U	U	U	0.39	
WBGso-190	WB0930	5/6/1998	Grab	Subsurface soil	4 6 FT		Semi-Volatile Organics	Butyl benzyl phthalate	0.39	mg/kg	U	U	U	0.39	
WBG-210	WBG4042	10/30/2000	Grab	Subsurface soil	2 4 FT		Semi-Volatile Organics	Butyl benzyl phthalate	0.38	mg/kg	U	U	U	0.38	
WBG-255	WBG4191	10/19/2000	Grab	Subsurface soil	2 4 FT		Semi-Volatile Organics	Butyl benzyl phthalate	0.38	mg/kg	U	U	U	0.38	
WBGso-178	WB0928	5/6/1998	Grab	Subsurface soil	2 4 FT		Semi-Volatile Organics	Butyl benzyl phthalate	0.38	mg/kg	U	U	U	0.38	
WBG-199	WBG4008	10/21/2000	Grab	Subsurface soil	4 6 FT		Semi-Volatile Organics	Butyl benzyl phthalate	0.37	mg/kg	U	U	U	0.37	
WBGso-190	WB0920	5/6/1998	Grab	Subsurface soil	2 4 FT		Semi-Volatile Organics	Carbazole	0.086	mg/kg	J	J	J	0.39	
WBGso-191	WB0921	5/6/1998	Grab	Subsurface soil	2 4 FT		Semi-Volatile Organics	Carbazole	0.41	mg/kg	U	U	U	0.41	
WBGso-055	WB0754	4/24/1998	Grab	Subsurface soil	2 4 FT		Semi-Volatile Organics	Carbazole	0.4	mg/kg	U	U	U	0.4	
WBGso-192	WB0922	5/6/1998	Grab	Subsurface soil	2 4 FT		Semi-Volatile Organics	Carbazole	0.4	mg/kg	U	U	U	0.4	
WBGso-192	WB0929	5/6/1998	Grab	Subsurface soil	4 6 FT		Semi-Volatile Organics	Carbazole	0.4	mg/kg	U	U	U	0.4	
WBGso-073	WB0752	4/24/1998	Grab	Subsurface soil	2 4 FT		Semi-Volatile Organics	Carbazole	0.39	mg/kg	U	U	U	0.39	
WBGso-186	WB0927	5/6/1998	Grab	Subsurface soil	4 6 FT		Semi-Volatile Organics	Carbazole	0.39	mg/kg	U	U	U	0.39	
WBGso-190	WB0930	5/6/1998	Grab	Subsurface soil	4 6 FT		Semi-Volatile Organics	Carbazole	0.39	mg/kg	U	U	U	0.39	
WBG-210	WBG4042	10/30/2000	Grab	Subsurface soil	2 4 FT		Semi-Volatile Organics	Carbazole	0.38	mg/kg	U	U	U	0.38	
WBG-255	WBG4191	10/19/2000	Grab	Subsurface soil	2 4 FT		Semi-Volatile Organics	Carbazole	0.38	mg/kg	U	U	U	0.38	
WBGso-178	WB0928	5/6/1998	Grab	Subsurface soil	2 4 FT		Semi-Volatile Organics	Carbazole	0.38	mg/kg	U	U	U	0.38	
WBG-199	WBG4008	10/21/2000	Grab	Subsurface soil	4 6 FT		Semi-Volatile Organics	Carbazole	0.37	mg/kg	U	U	U	0.37	

Station	Sample ID	Date Collected	Sample Type	Media	Depth	Sample Comment	Analysis	Chemical	Results	Units	Lab Qual	Data Qual	Qual	Detection Limit	Validation Code
WBGso-190	WB0920	5/6/1998	Grab	Subsurface soil	2 4 FT		Semi-Volatile Organics	Chrysene	0.56	mg/kg		=	=	0.39	
WBG-199	WBG4008	10/21/2000	Grab	Subsurface soil	4 6 FT		Semi-Volatile Organics	Chrysene	0.2	mg/kg	J	J	J	0.37	
WBGso-191	WB0921	5/6/1998	Grab	Subsurface soil	2 4 FT		Semi-Volatile Organics	Chrysene	0.062	mg/kg	J	J	J	0.41	
WBGso-055	WB0754	4/24/1998	Grab	Subsurface soil	2 4 FT		Semi-Volatile Organics	Chrysene	0.4	mg/kg	U	U	U	0.4	
WBGso-192	WB0922	5/6/1998	Grab	Subsurface soil	2 4 FT		Semi-Volatile Organics	Chrysene	0.4	mg/kg	U	U	U	0.4	
WBGso-192	WB0929	5/6/1998	Grab	Subsurface soil	4 6 FT		Semi-Volatile Organics	Chrysene	0.4	mg/kg	U	U	U	0.4	
WBGso-073	WB0752	4/24/1998	Grab	Subsurface soil	2 4 FT		Semi-Volatile Organics	Chrysene	0.39	mg/kg	U	U	U	0.39	
WBGso-186	WB0927	5/6/1998	Grab	Subsurface soil	4 6 FT		Semi-Volatile Organics	Chrysene	0.39	mg/kg	U	U	U	0.39	
WBGso-190	WB0930	5/6/1998	Grab	Subsurface soil	4 6 FT		Semi-Volatile Organics	Chrysene	0.39	mg/kg	U	U	U	0.39	
WBG-210	WBG4042	10/30/2000	Grab	Subsurface soil	2 4 FT		Semi-Volatile Organics	Chrysene	0.38	mg/kg	U	U	U	0.38	
WBG-255	WBG4191	10/19/2000	Grab	Subsurface soil	2 4 FT		Semi-Volatile Organics	Chrysene	0.38	mg/kg	U	U	U	0.38	
WBGso-178	WB0928	5/6/1998	Grab	Subsurface soil	2 4 FT		Semi-Volatile Organics	Chrysene	0.38	mg/kg	U	U	U	0.38	
WBGso-190	WB0920	5/6/1998	Grab	Subsurface soil	2 4 FT		Semi-Volatile Organics	Dibenz(a,h)anthracene	0.076	mg/kg	J	J	J	0.39	
WBGso-191	WB0921	5/6/1998	Grab	Subsurface soil	2 4 FT		Semi-Volatile Organics	Dibenz(a,h)anthracene	0.41	mg/kg	U	U	U	0.41	
WBGso-192	WB0922	5/6/1998	Grab	Subsurface soil	2 4 FT		Semi-Volatile Organics	Dibenz(a,h)anthracene	0.4	mg/kg	U	U	U	0.4	
WBGso-192	WB0929	5/6/1998	Grab	Subsurface soil	4 6 FT		Semi-Volatile Organics	Dibenz(a,h)anthracene	0.4	mg/kg	U	U	U	0.4	
WBGso-073	WB0752	4/24/1998	Grab	Subsurface soil	2 4 FT		Semi-Volatile Organics	Dibenz(a,h)anthracene	0.39	mg/kg	U	U	U	0.39	
WBGso-186	WB0927	5/6/1998	Grab	Subsurface soil	4 6 FT		Semi-Volatile Organics	Dibenz(a,h)anthracene	0.39	mg/kg	U	U	U	0.39	
WBGso-190	WB0930	5/6/1998	Grab	Subsurface soil	4 6 FT		Semi-Volatile Organics	Dibenz(a,h)anthracene	0.39	mg/kg	U	U	U	0.39	
WBG-210	WBG4042	10/30/2000	Grab	Subsurface soil	2 4 FT		Semi-Volatile Organics	Dibenz(a,h)anthracene	0.38	mg/kg	U	U	U	0.38	
WBG-255	WBG4191	10/19/2000	Grab	Subsurface soil	2 4 FT		Semi-Volatile Organics	Dibenz(a,h)anthracene	0.38	mg/kg	U	U	U	0.38	
WBGso-178	WB0928	5/6/1998	Grab	Subsurface soil	2 4 FT		Semi-Volatile Organics	Dibenz(a,h)anthracene	0.38	mg/kg	U	U	U	0.38	
WBG-199	WBG4008	10/21/2000	Grab	Subsurface soil	4 6 FT		Semi-Volatile Organics	Dibenz(a,h)anthracene	0.37	mg/kg	U	U	U	0.37	
WBGso-055	WB0754	4/24/1998	Grab	Subsurface soil	2 4 FT		Semi-Volatile Organics	Dibenz(a,h)anthracene	0.4	mg/kg	U	UJ	UJ	0.4	C05
WBGso-191	WB0921	5/6/1998	Grab	Subsurface soil	2 4 FT		Semi-Volatile Organics	Dibenzofuran	0.41	mg/kg	U	U	U	0.41	
WBGso-055	WB0754	4/24/1998	Grab	Subsurface soil	2 4 FT		Semi-Volatile Organics	Dibenzofuran	0.4	mg/kg	U	U	U	0.4	
WBGso-192	WB0922	5/6/1998	Grab	Subsurface soil	2 4 FT		Semi-Volatile Organics	Dibenzofuran	0.4	mg/kg	U	U	U	0.4	
WBGso-192	WB0929	5/6/1998	Grab	Subsurface soil	4 6 FT		Semi-Volatile Organics	Dibenzofuran	0.4	mg/kg	U	U	U	0.4	
WBGso-073	WB0752	4/24/1998	Grab	Subsurface soil	2 4 FT		Semi-Volatile Organics	Dibenzofuran	0.39	mg/kg	U	U	U	0.39	
WBGso-190	WB0920	5/6/1998	Grab	Subsurface soil	2 4 FT		Semi-Volatile Organics	Dibenzofuran	0.39	mg/kg	U	U	U	0.39	
WBGso-186	WB0927	5/6/1998	Grab	Subsurface soil	4 6 FT		Semi-Volatile Organics	Dibenzofuran	0.39	mg/kg	U	U	U	0.39	
WBGso-190	WB0930	5/6/1998	Grab	Subsurface soil	4 6 FT		Semi-Volatile Organics	Dibenzofuran	0.39	mg/kg	U	U	U	0.39	
WBG-210	WBG4042	10/30/2000	Grab	Subsurface soil	2 4 FT		Semi-Volatile Organics	Dibenzofuran	0.38	mg/kg	U	U	U	0.38	
WBG-255	WBG4191	10/19/2000	Grab	Subsurface soil	2 4 FT		Semi-Volatile Organics	Dibenzofuran	0.38	mg/kg	U	U	U	0.38	
WBGso-178	WB0928	5/6/1998	Grab	Subsurface soil	2 4 FT		Semi-Volatile Organics	Dibenzofuran	0.38	mg/kg	U	U	U	0.38	
WBG-199	WBG4008	10/21/2000	Grab	Subsurface soil	4 6 FT		Semi-Volatile Organics	Dibenzofuran	0.37	mg/kg	U	U	U	0.37	
WBGso-191	WB0921	5/6/1998	Grab	Subsurface soil	2 4 FT		Semi-Volatile Organics	Diethyl phthalate	0.41	mg/kg	U	U	U	0.41	
WBGso-055	WB0754	4/24/1998	Grab	Subsurface soil	2 4 FT		Semi-Volatile Organics	Diethyl phthalate	0.4	mg/kg		U	U	0.4	F01,F06
WBGso-192	WB0922	5/6/1998	Grab	Subsurface soil	2 4 FT		Semi-Volatile Organics	Diethyl phthalate	0.4	mg/kg	U	U	U	0.4	
WBGso-192	WB0929	5/6/1998	Grab	Subsurface soil	4 6 FT		Semi-Volatile Organics	Diethyl phthalate	0.4	mg/kg	U	U	U	0.4	
WBGso-073	WB0752	4/24/1998	Grab	Subsurface soil	2 4 FT		Semi-Volatile Organics	Diethyl phthalate	0.39	mg/kg	U	U	U	0.39	
WBGso-190	WB0920	5/6/1998	Grab	Subsurface soil	2 4 FT		Semi-Volatile Organics	Diethyl phthalate	0.39	mg/kg	U	U	U	0.39	
WBGso-186	WB0927	5/6/1998	Grab	Subsurface soil	4 6 FT		Semi-Volatile Organics	Diethyl phthalate	0.39	mg/kg	U	U	U	0.39	
WBGso-190	WB0930	5/6/1998	Grab	Subsurface soil	4 6 FT		Semi-Volatile Organics	Diethyl phthalate	0.39	mg/kg	U	U	U	0.39	
WBG-210	WBG4042	10/30/2000	Grab	Subsurface soil	2 4 FT		Semi-Volatile Organics	Diethyl phthalate	0.38	mg/kg	U	U	U	0.38	
WBG-255	WBG4191	10/19/2000	Grab	Subsurface soil	2 4 FT		Semi-Volatile Organics	Diethyl phthalate	0.38	mg/kg	U	U	U	0.38	
WBGso-178	WB0928	5/6/1998	Grab	Subsurface soil	2 4 FT		Semi-Volatile Organics	Diethyl phthalate	0.38	mg/kg	U	U	U	0.38	
WBG-199	WBG4008	10/21/2000	Grab	Subsurface soil	4 6 FT		Semi-Volatile Organics	Diethyl phthalate	0.37	mg/kg	U	U	U	0.37	
WBGso-191	WB0921	5/6/1998	Grab	Subsurface soil	2 4 FT		Semi-Volatile Organics	Dimethyl phthalate	0.41	mg/kg	U	U	U	0.41	
WBGso-055	WB0754	4/24/1998	Grab	Subsurface soil	2 4 FT		Semi-Volatile Organics	Dimethyl phthalate	0.4	mg/kg	U	U	U	0.4	
WBGso-192	WB0922	5/6/1998	Grab	Subsurface soil	2 4 FT		Semi-Volatile Organics	Dimethyl phthalate	0.4	mg/kg	U	U	U	0.4	
WBGso-192	WB0929	5/6/1998	Grab	Subsurface soil	4 6 FT		Semi-Volatile Organics	Dimethyl phthalate	0.4	mg/kg	U	U	U	0.4	
WBGso-073	WB0752	4/24/1998	Grab	Subsurface soil	2 4 FT		Semi-Volatile Organics	Dimethyl phthalate	0.39	mg/kg	U	U	U	0.39	
WBGso-190	WB0920	5/6/1998	Grab	Subsurface soil	2 4 FT		Semi-Volatile Organics	Dimethyl phthalate	0.39	mg/kg	U	U	U	0.39	
WBGso-186	WB0927	5/6/1998	Grab	Subsurface soil	4 6 FT		Semi-Volatile Organics	Dimethyl phthalate	0.39	mg/kg	U	U	U	0.39	
WBGso-190	WB0930	5/6/1998	Grab	Subsurface soil	4 6 FT		Semi-Volatile Organics	Dimethyl phthalate	0.39	mg/kg	U	U	U	0.39	
WBG-210	WBG4042	10/30/2000	Grab	Subsurface soil	2 4 FT		Semi-Volatile Organics	Dimethyl phthalate	0.38	mg/kg	U	U	U	0.38	
WBG-255	WBG4191	10/19/2000	Grab	Subsurface soil	2 4 FT		Semi-Volatile Organics	Dimethyl phthalate	0.38	mg/kg	U	U	U	0.38	
WBGso-178	WB0928	5/6/1998	Grab	Subsurface soil	2 4 FT		Semi-Volatile Organics	Dimethyl phthalate	0.38	mg/kg	U	U	U	0.38	
WBG-199	WBG4008	10/21/2000	Grab	Subsurface soil	4 6 FT		Semi-Volatile Organics	Dimethyl phthalate	0.37	mg/kg	U	U	U	0.37	
WBGso-191	WB0921	5/6/1998	Grab	Subsurface soil	2 4 FT		Semi-Volatile Organics	Di-n-butyl phthalate	0.41	mg/kg	U	U	U	0.41	
WBGso-055	WB0754	4/24/1998	Grab	Subsurface soil	2 4 FT		Semi-Volatile Organics	Di-n-butyl phthalate	0.4	mg/kg	U	U	U	0.4	
WBGso-192	WB0922	5/6/1998	Grab	Subsurface soil	2 4 FT		Semi-Volatile Organics	Di-n-butyl phthalate	0.4	mg/kg	U	U	U	0.4	
WBGso-192	WB0929	5/6/1998	Grab	Subsurface soil	4 6 FT		Semi-Volatile Organics	Di-n-butyl phthalate	0.4	mg/kg	U	U	U	0.4	
WBGso-073	WB0752	4/24/1998	Grab	Subsurface soil	2 4 FT		Semi-Volatile Organics	Di-n-butyl phthalate	0.39	mg/kg	U	U	U	0.39	
WBGso-190	WB0920	5/6/1998	Grab	Subsurface soil	2 4 FT		Semi-Volatile Organics	Di-n-butyl phthalate	0.39	mg/kg	U	U	U	0.39	
WBGso-186	WB0927	5/6/1998	Grab	Subsurface soil	4 6 FT		Semi-Volatile Organics	Di-n-butyl phthalate	0.39	mg/kg	U	U	U	0.39	
WBGso-190	WB0930	5/6/1998	Grab	Subsurface soil	4 6 FT		Semi-Volatile Organics	Di-n-butyl phthalate	0.39	mg/kg	U	U	U	0.39	
WBG-210	WBG4042	10/30/2000	Grab	Subsurface soil	2 4 FT		Semi-Volatile Organics	Di-n-butyl phthalate	0.38	mg/kg	U	U	U	0.38	
WBG-255	WBG4191	10/19/2000	Grab	Subsurface soil	2 4 FT		Semi-Volatile Organics	Di-n-butyl phthalate	0.38	mg/kg	U	U	U	0.38	
WBGso-178	WB0928	5/6/1998	Grab	Subsurface soil	2 4 FT		Semi-Volatile Organics	Di-n-butyl phthalate	0.38	mg/kg	U	U	U	0.38	
WBG-199	WBG4008	10/21/2000	Grab	Subsurface soil	4 6 FT		Semi-Volatile Organics	Di-n-butyl phthalate	0.37	mg/kg	U	U	U	0.37	
WBGso-191	WB0921	5/6/1998	Grab	Subsurface soil	2 4 FT		Semi-Volatile Organics	Di-n-octylphthalate	0.41	mg/kg	U	U	U	0.41	
WBGso-192	WB0922	5/6/1998	Grab	Subsurface soil	2 4 FT		Semi-Volatile Organics	Di-n-octylphthalate	0.4	mg/kg	U	U	U	0.4	
WBGso-192	WB0929	5/6/1998	Grab	Subsurface soil	4 6 FT		Semi-Volatile Organics	Di-n-octylphthalate	0.4	mg/kg	U	U	U	0.4	
WBGso-073	WB0752	4/24/1998	Grab	Subsurface soil	2 4 FT		Semi-Volatile Organics	Di-n-octylphthalate	0.39	mg/kg	U	U	U	0.39	
WBGso-190	WB0920	5/6/1998	Grab	Subsurface soil	2 4 FT		Semi-Volatile Organics	Di-n-octylphthalate	0.39	mg/kg	U	U	U	0.39	
WBGso-186	WB0927	5/6/1998	Grab	Subsurface soil	4 6 FT		Semi-Volatile Organics	Di-n-octylphthalate	0.39	mg/kg	U	U	U	0.39	
WBGso-190	WB0930	5/6/1998	Grab	Subsurface soil	4 6 FT		Semi-Volatile Organics	Di-n-octylphthalate	0.39	mg/kg	U	U	U	0.39	
WBG-210	WBG4042	10/30/2000	Grab	Subsurface soil	2 4 FT		Semi-Volatile Organics	Di-n-octylphthalate	0.38	mg/kg	U	U	U	0.38	
WBG-255	WBG4191	10/19/2000	Grab	Subsurface soil	2 4 FT		Semi-Volatile Organics	Di-n-octylphthalate	0.38	mg/kg	U	U	U	0.38	
WBGso-178	WB0928	5/6/1998	Grab	Subsurface soil	2 4 FT		Semi-Volatile Organics	Di-n-octylphthalate	0.38	mg/kg	U	U	U	0.38	

Station	Sample ID	Date Collected	Sample Type	Media	Depth	Sample Comment	Analysis	Chemical	Results	Units	Lab Qual	Data Qual	Qual	Detection Limit	Validation Code
WBG-199	WBG4008	10/21/2000	Grab	Subsurface soil	4 6 FT		Semi-Volatile Organics	Di-n-octylphthalate	0.37	mg/kg	U	U	U	0.37	
WBGso-055	WB0754	4/24/1998	Grab	Subsurface soil	2 4 FT		Semi-Volatile Organics	Di-n-octylphthalate	0.4	mg/kg	U	UJ	UJ	0.4	C05
WBGso-190	WB0920	5/6/1998	Grab	Subsurface soil	2 4 FT		Semi-Volatile Organics	Fluoranthene	1.2	mg/kg		=	=	0.39	
WBG-199	WBG4008	10/21/2000	Grab	Subsurface soil	4 6 FT		Semi-Volatile Organics	Fluoranthene	0.41	mg/kg		=	=	0.37	
WBGso-191	WB0921	5/6/1998	Grab	Subsurface soil	2 4 FT		Semi-Volatile Organics	Fluoranthene	0.11	mg/kg	J	J	J	0.41	
WBG-210	WBG4042	10/30/2000	Grab	Subsurface soil	2 4 FT		Semi-Volatile Organics	Fluoranthene	0.05	mg/kg	J	J	J	0.38	
WBGso-055	WB0754	4/24/1998	Grab	Subsurface soil	2 4 FT		Semi-Volatile Organics	Fluoranthene	0.4	mg/kg	U	U	U	0.4	
WBGso-192	WB0922	5/6/1998	Grab	Subsurface soil	2 4 FT		Semi-Volatile Organics	Fluoranthene	0.4	mg/kg	U	U	U	0.4	
WBGso-192	WB0929	5/6/1998	Grab	Subsurface soil	4 6 FT		Semi-Volatile Organics	Fluoranthene	0.4	mg/kg	U	U	U	0.4	
WBGso-073	WB0752	4/24/1998	Grab	Subsurface soil	2 4 FT		Semi-Volatile Organics	Fluoranthene	0.39	mg/kg	U	U	U	0.39	
WBGso-186	WB0927	5/6/1998	Grab	Subsurface soil	4 6 FT		Semi-Volatile Organics	Fluoranthene	0.39	mg/kg	U	U	U	0.39	
WBGso-190	WB0930	5/6/1998	Grab	Subsurface soil	4 6 FT		Semi-Volatile Organics	Fluoranthene	0.39	mg/kg	U	U	U	0.39	
WBG-255	WBG4191	10/19/2000	Grab	Subsurface soil	2 4 FT		Semi-Volatile Organics	Fluoranthene	0.38	mg/kg	U	U	U	0.38	
WBGso-178	WB0928	5/6/1998	Grab	Subsurface soil	2 4 FT		Semi-Volatile Organics	Fluoranthene	0.38	mg/kg	U	U	U	0.38	
WBG-210	WBG4042	10/30/2000	Grab	Subsurface soil	2 4 FT		Semi-Volatile Organics	Fluorene	0.93	mg/kg		=	=	0.38	
WBGso-191	WB0921	5/6/1998	Grab	Subsurface soil	2 4 FT		Semi-Volatile Organics	Fluorene	0.41	mg/kg	U	U	U	0.41	
WBGso-055	WB0754	4/24/1998	Grab	Subsurface soil	2 4 FT		Semi-Volatile Organics	Fluorene	0.4	mg/kg	U	U	U	0.4	
WBGso-192	WB0922	5/6/1998	Grab	Subsurface soil	2 4 FT		Semi-Volatile Organics	Fluorene	0.4	mg/kg	U	U	U	0.4	
WBGso-192	WB0929	5/6/1998	Grab	Subsurface soil	4 6 FT		Semi-Volatile Organics	Fluorene	0.4	mg/kg	U	U	U	0.4	
WBGso-073	WB0752	4/24/1998	Grab	Subsurface soil	2 4 FT		Semi-Volatile Organics	Fluorene	0.39	mg/kg	U	U	U	0.39	
WBGso-190	WB0920	5/6/1998	Grab	Subsurface soil	2 4 FT		Semi-Volatile Organics	Fluorene	0.39	mg/kg	U	U	U	0.39	
WBGso-186	WB0927	5/6/1998	Grab	Subsurface soil	4 6 FT		Semi-Volatile Organics	Fluorene	0.39	mg/kg	U	U	U	0.39	
WBGso-190	WB0930	5/6/1998	Grab	Subsurface soil	4 6 FT		Semi-Volatile Organics	Fluorene	0.39	mg/kg	U	U	U	0.39	
WBG-255	WBG4191	10/19/2000	Grab	Subsurface soil	2 4 FT		Semi-Volatile Organics	Fluorene	0.38	mg/kg	U	U	U	0.38	
WBGso-178	WB0928	5/6/1998	Grab	Subsurface soil	2 4 FT		Semi-Volatile Organics	Fluorene	0.38	mg/kg	U	U	U	0.38	
WBG-199	WBG4008	10/21/2000	Grab	Subsurface soil	4 6 FT		Semi-Volatile Organics	Fluorene	0.37	mg/kg	U	U	U	0.37	
WBGso-191	WB0921	5/6/1998	Grab	Subsurface soil	2 4 FT		Semi-Volatile Organics	Hexachlorobenzene	0.41	mg/kg	U	U	U	0.41	
WBGso-055	WB0754	4/24/1998	Grab	Subsurface soil	2 4 FT		Semi-Volatile Organics	Hexachlorobenzene	0.4	mg/kg	U	U	U	0.4	
WBGso-192	WB0922	5/6/1998	Grab	Subsurface soil	2 4 FT		Semi-Volatile Organics	Hexachlorobenzene	0.4	mg/kg	U	U	U	0.4	
WBGso-192	WB0929	5/6/1998	Grab	Subsurface soil	4 6 FT		Semi-Volatile Organics	Hexachlorobenzene	0.4	mg/kg	U	U	U	0.4	
WBGso-073	WB0752	4/24/1998	Grab	Subsurface soil	2 4 FT		Semi-Volatile Organics	Hexachlorobenzene	0.39	mg/kg	U	U	U	0.39	
WBGso-190	WB0920	5/6/1998	Grab	Subsurface soil	2 4 FT		Semi-Volatile Organics	Hexachlorobenzene	0.39	mg/kg	U	U	U	0.39	
WBGso-186	WB0927	5/6/1998	Grab	Subsurface soil	4 6 FT		Semi-Volatile Organics	Hexachlorobenzene	0.39	mg/kg	U	U	U	0.39	
WBGso-190	WB0930	5/6/1998	Grab	Subsurface soil	4 6 FT		Semi-Volatile Organics	Hexachlorobenzene	0.39	mg/kg	U	U	U	0.39	
WBG-210	WBG4042	10/30/2000	Grab	Subsurface soil	2 4 FT		Semi-Volatile Organics	Hexachlorobenzene	0.38	mg/kg	U	U	U	0.38	
WBG-255	WBG4191	10/19/2000	Grab	Subsurface soil	2 4 FT		Semi-Volatile Organics	Hexachlorobenzene	0.38	mg/kg	U	U	U	0.38	
WBGso-178	WB0928	5/6/1998	Grab	Subsurface soil	2 4 FT		Semi-Volatile Organics	Hexachlorobenzene	0.38	mg/kg	U	U	U	0.38	
WBG-199	WBG4008	10/21/2000	Grab	Subsurface soil	4 6 FT		Semi-Volatile Organics	Hexachlorobenzene	0.37	mg/kg	U	U	U	0.37	
WBGso-191	WB0921	5/6/1998	Grab	Subsurface soil	2 4 FT		Semi-Volatile Organics	Hexachlorobutadiene	0.41	mg/kg	U	U	U	0.41	
WBGso-055	WB0754	4/24/1998	Grab	Subsurface soil	2 4 FT		Semi-Volatile Organics	Hexachlorobutadiene	0.4	mg/kg	U	U	U	0.4	
WBGso-192	WB0922	5/6/1998	Grab	Subsurface soil	2 4 FT		Semi-Volatile Organics	Hexachlorobutadiene	0.4	mg/kg	U	U	U	0.4	
WBGso-192	WB0929	5/6/1998	Grab	Subsurface soil	4 6 FT		Semi-Volatile Organics	Hexachlorobutadiene	0.4	mg/kg	U	U	U	0.4	
WBGso-073	WB0752	4/24/1998	Grab	Subsurface soil	2 4 FT		Semi-Volatile Organics	Hexachlorobutadiene	0.39	mg/kg	U	U	U	0.39	
WBGso-190	WB0920	5/6/1998	Grab	Subsurface soil	2 4 FT		Semi-Volatile Organics	Hexachlorobutadiene	0.39	mg/kg	U	U	U	0.39	
WBGso-186	WB0927	5/6/1998	Grab	Subsurface soil	4 6 FT		Semi-Volatile Organics	Hexachlorobutadiene	0.39	mg/kg	U	U	U	0.39	
WBGso-190	WB0930	5/6/1998	Grab	Subsurface soil	4 6 FT		Semi-Volatile Organics	Hexachlorobutadiene	0.39	mg/kg	U	U	U	0.39	
WBG-210	WBG4042	10/30/2000	Grab	Subsurface soil	2 4 FT		Semi-Volatile Organics	Hexachlorobutadiene	0.38	mg/kg	U	U	U	0.38	
WBG-255	WBG4191	10/19/2000	Grab	Subsurface soil	2 4 FT		Semi-Volatile Organics	Hexachlorobutadiene	0.38	mg/kg	U	U	U	0.38	
WBGso-178	WB0928	5/6/1998	Grab	Subsurface soil	2 4 FT		Semi-Volatile Organics	Hexachlorobutadiene	0.38	mg/kg	U	U	U	0.38	
WBG-199	WBG4008	10/21/2000	Grab	Subsurface soil	4 6 FT		Semi-Volatile Organics	Hexachlorobutadiene	0.37	mg/kg	U	U	U	0.37	
WBGso-191	WB0921	5/6/1998	Grab	Subsurface soil	2 4 FT		Semi-Volatile Organics	Hexachlorocyclopentadiene	0.41	mg/kg	U	U	U	0.41	
WBGso-055	WB0754	4/24/1998	Grab	Subsurface soil	2 4 FT		Semi-Volatile Organics	Hexachlorocyclopentadiene	0.4	mg/kg	U	U	U	0.4	
WBGso-192	WB0922	5/6/1998	Grab	Subsurface soil	2 4 FT		Semi-Volatile Organics	Hexachlorocyclopentadiene	0.4	mg/kg	U	U	U	0.4	
WBGso-192	WB0929	5/6/1998	Grab	Subsurface soil	4 6 FT		Semi-Volatile Organics	Hexachlorocyclopentadiene	0.4	mg/kg	U	U	U	0.4	
WBGso-073	WB0752	4/24/1998	Grab	Subsurface soil	2 4 FT		Semi-Volatile Organics	Hexachlorocyclopentadiene	0.39	mg/kg	U	U	U	0.39	
WBGso-190	WB0920	5/6/1998	Grab	Subsurface soil	2 4 FT		Semi-Volatile Organics	Hexachlorocyclopentadiene	0.39	mg/kg	U	U	U	0.39	
WBGso-186	WB0927	5/6/1998	Grab	Subsurface soil	4 6 FT		Semi-Volatile Organics	Hexachlorocyclopentadiene	0.39	mg/kg	U	U	U	0.39	
WBGso-190	WB0930	5/6/1998	Grab	Subsurface soil	4 6 FT		Semi-Volatile Organics	Hexachlorocyclopentadiene	0.39	mg/kg	U	U	U	0.39	
WBG-210	WBG4042	10/30/2000	Grab	Subsurface soil	2 4 FT		Semi-Volatile Organics	Hexachlorocyclopentadiene	0.38	mg/kg	U	U	U	0.38	
WBG-255	WBG4191	10/19/2000	Grab	Subsurface soil	2 4 FT		Semi-Volatile Organics	Hexachlorocyclopentadiene	0.38	mg/kg	U	U	U	0.38	
WBGso-178	WB0928	5/6/1998	Grab	Subsurface soil	2 4 FT		Semi-Volatile Organics	Hexachlorocyclopentadiene	0.38	mg/kg	U	U	U	0.38	
WBG-199	WBG4008	10/21/2000	Grab	Subsurface soil	4 6 FT		Semi-Volatile Organics	Hexachlorocyclopentadiene	0.37	mg/kg	U	U	U	0.37	
WBGso-191	WB0921	5/6/1998	Grab	Subsurface soil	2 4 FT		Semi-Volatile Organics	Hexachloroethane	0.41	mg/kg	U	U	U	0.41	
WBGso-055	WB0754	4/24/1998	Grab	Subsurface soil	2 4 FT		Semi-Volatile Organics	Hexachloroethane	0.4	mg/kg	U	U	U	0.4	
WBGso-192	WB0922	5/6/1998	Grab	Subsurface soil	2 4 FT		Semi-Volatile Organics	Hexachloroethane	0.4	mg/kg	U	U	U	0.4	
WBGso-192	WB0929	5/6/1998	Grab	Subsurface soil	4 6 FT		Semi-Volatile Organics	Hexachloroethane	0.4	mg/kg	U	U	U	0.4	
WBGso-073	WB0752	4/24/1998	Grab	Subsurface soil	2 4 FT		Semi-Volatile Organics	Hexachloroethane	0.39	mg/kg	U	U	U	0.39	
WBGso-190	WB0920	5/6/1998	Grab	Subsurface soil	2 4 FT		Semi-Volatile Organics	Hexachloroethane	0.39	mg/kg	U	U	U	0.39	
WBGso-186	WB0927	5/6/1998	Grab	Subsurface soil	4 6 FT		Semi-Volatile Organics	Hexachloroethane	0.39	mg/kg	U	U	U	0.39	
WBGso-190	WB0930	5/6/1998	Grab	Subsurface soil	4 6 FT		Semi-Volatile Organics	Hexachloroethane	0.39	mg/kg	U	U	U	0.39	
WBG-210	WBG4042	10/30/2000	Grab	Subsurface soil	2 4 FT		Semi-Volatile Organics	Hexachloroethane	0.38	mg/kg	U	U	U	0.38	
WBG-255	WBG4191	10/19/2000	Grab	Subsurface soil	2 4 FT		Semi-Volatile Organics	Hexachloroethane	0.38	mg/kg	U	U	U	0.38	
WBGso-178	WB0928	5/6/1998	Grab	Subsurface soil	2 4 FT		Semi-Volatile Organics	Hexachloroethane	0.38	mg/kg	U	U	U	0.38	
WBG-199	WBG4008	10/21/2000	Grab	Subsurface soil	4 6 FT		Semi-Volatile Organics	Hexachloroethane	0.37	mg/kg	U	U	U	0.37	
WBGso-190	WB0920	5/6/1998	Grab	Subsurface soil	2 4 FT		Semi-Volatile Organics	Indeno(1,2,3-cd)pyrene	0.37	mg/kg	J	J	J	0.39	
WBG-199	WBG4008	10/21/2000	Grab	Subsurface soil	4 6 FT		Semi-Volatile Organics	Indeno(1,2,3-cd)pyrene	0.13	mg/kg	J	J	J	0.37	
WBGso-191	WB0921	5/6/1998	Grab	Subsurface soil	2 4 FT		Semi-Volatile Organics	Indeno(1,2,3-cd)pyrene	0.41	mg/kg	U	U	U	0.41	
WBGso-055	WB0754	4/24/1998	Grab	Subsurface soil	2 4 FT		Semi-Volatile Organics	Indeno(1,2,3-cd)pyrene	0.4	mg/kg	U	U	U	0.4	
WBGso-192	WB0922	5/6/1998	Grab	Subsurface soil	2 4 FT		Semi-Volatile Organics	Indeno(1,2,3-cd)pyrene	0.4	mg/kg	U	U	U	0.4	
WBGso-192	WB0929	5/6/1998	Grab	Subsurface soil	4 6 FT		Semi-Volatile Organics	Indeno(1,2,3-cd)pyrene	0.4	mg/kg	U	U	U	0.4	
WBGso-073	WB0752	4/24/1998	Grab	Subsurface soil	2 4 FT		Semi-Volatile Organics	Indeno(1,2,3-cd)pyrene	0.39	mg/kg	U	U	U	0.39	
WBGso-186	WB0927	5/6/1998	Grab	Subsurface soil	4 6 FT		Semi-Volatile Organics	Indeno(1,2,3-cd)pyrene	0.39	mg/kg	U	U	U	0.39	

Station	Sample ID	Date Collected	Sample Type	Media	Depth	Sample Comment	Analysis	Chemical	Results	Units	Lab Qual	Data Qual	Qual	Detection Limit	Validation Code
WBGso-190	WB0930	5/6/1998	Grab	Subsurface soil	4 6 FT		Semi-Volatile Organics	Indeno(1,2,3-cd)pyrene	0.39	mg/kg	U	U	U	0.39	
WBG-210	WBG4042	10/30/2000	Grab	Subsurface soil	2 4 FT		Semi-Volatile Organics	Indeno(1,2,3-cd)pyrene	0.38	mg/kg	U	U	U	0.38	
WBG-255	WBG4191	10/19/2000	Grab	Subsurface soil	2 4 FT		Semi-Volatile Organics	Indeno(1,2,3-cd)pyrene	0.38	mg/kg	U	U	U	0.38	
WBGso-178	WB0928	5/6/1998	Grab	Subsurface soil	2 4 FT		Semi-Volatile Organics	Indeno(1,2,3-cd)pyrene	0.38	mg/kg	U	U	U	0.38	
WBGso-191	WB0921	5/6/1998	Grab	Subsurface soil	2 4 FT		Semi-Volatile Organics	Isophorone	0.41	mg/kg	U	U	U	0.41	
WBGso-055	WB0754	4/24/1998	Grab	Subsurface soil	2 4 FT		Semi-Volatile Organics	Isophorone	0.4	mg/kg	U	U	U	0.4	
WBGso-192	WB0922	5/6/1998	Grab	Subsurface soil	2 4 FT		Semi-Volatile Organics	Isophorone	0.4	mg/kg	U	U	U	0.4	
WBGso-192	WB0929	5/6/1998	Grab	Subsurface soil	4 6 FT		Semi-Volatile Organics	Isophorone	0.4	mg/kg	U	U	U	0.4	
WBGso-073	WB0752	4/24/1998	Grab	Subsurface soil	2 4 FT		Semi-Volatile Organics	Isophorone	0.39	mg/kg	U	U	U	0.39	
WBGso-190	WB0920	5/6/1998	Grab	Subsurface soil	2 4 FT		Semi-Volatile Organics	Isophorone	0.39	mg/kg	U	U	U	0.39	
WBGso-186	WB0927	5/6/1998	Grab	Subsurface soil	4 6 FT		Semi-Volatile Organics	Isophorone	0.39	mg/kg	U	U	U	0.39	
WBGso-190	WB0930	5/6/1998	Grab	Subsurface soil	4 6 FT		Semi-Volatile Organics	Isophorone	0.39	mg/kg	U	U	U	0.39	
WBG-210	WBG4042	10/30/2000	Grab	Subsurface soil	2 4 FT		Semi-Volatile Organics	Isophorone	0.38	mg/kg	U	U	U	0.38	
WBG-255	WBG4191	10/19/2000	Grab	Subsurface soil	2 4 FT		Semi-Volatile Organics	Isophorone	0.38	mg/kg	U	U	U	0.38	
WBGso-178	WB0928	5/6/1998	Grab	Subsurface soil	2 4 FT		Semi-Volatile Organics	Isophorone	0.38	mg/kg	U	U	U	0.38	
WBG-199	WBG4008	10/21/2000	Grab	Subsurface soil	4 6 FT		Semi-Volatile Organics	Isophorone	0.37	mg/kg	U	U	U	0.37	
WBG-210	WBG4042	10/30/2000	Grab	Subsurface soil	2 4 FT		Semi-Volatile Organics	Naphthalene	1.6	mg/kg		=	=	0.38	
WBGso-191	WB0921	5/6/1998	Grab	Subsurface soil	2 4 FT		Semi-Volatile Organics	Naphthalene	0.41	mg/kg	U	U	U	0.41	
WBGso-055	WB0754	4/24/1998	Grab	Subsurface soil	2 4 FT		Semi-Volatile Organics	Naphthalene	0.4	mg/kg	U	U	U	0.4	
WBGso-192	WB0922	5/6/1998	Grab	Subsurface soil	2 4 FT		Semi-Volatile Organics	Naphthalene	0.4	mg/kg	U	U	U	0.4	
WBGso-192	WB0929	5/6/1998	Grab	Subsurface soil	4 6 FT		Semi-Volatile Organics	Naphthalene	0.4	mg/kg	U	U	U	0.4	
WBGso-073	WB0752	4/24/1998	Grab	Subsurface soil	2 4 FT		Semi-Volatile Organics	Naphthalene	0.39	mg/kg	U	U	U	0.39	
WBGso-190	WB0920	5/6/1998	Grab	Subsurface soil	2 4 FT		Semi-Volatile Organics	Naphthalene	0.39	mg/kg	U	U	U	0.39	
WBGso-186	WB0927	5/6/1998	Grab	Subsurface soil	4 6 FT		Semi-Volatile Organics	Naphthalene	0.39	mg/kg	U	U	U	0.39	
WBGso-190	WB0930	5/6/1998	Grab	Subsurface soil	4 6 FT		Semi-Volatile Organics	Naphthalene	0.39	mg/kg	U	U	U	0.39	
WBG-255	WBG4191	10/19/2000	Grab	Subsurface soil	2 4 FT		Semi-Volatile Organics	Naphthalene	0.38	mg/kg	U	U	U	0.38	
WBGso-178	WB0928	5/6/1998	Grab	Subsurface soil	2 4 FT		Semi-Volatile Organics	Naphthalene	0.38	mg/kg	U	U	U	0.38	
WBG-199	WBG4008	10/21/2000	Grab	Subsurface soil	4 6 FT		Semi-Volatile Organics	Naphthalene	0.37	mg/kg	U	U	U	0.37	
WBGso-191	WB0921	5/6/1998	Grab	Subsurface soil	2 4 FT		Semi-Volatile Organics	Nitrobenzene	0.41	mg/kg	U	U	U	0.41	
WBGso-055	WB0754	4/24/1998	Grab	Subsurface soil	2 4 FT		Semi-Volatile Organics	Nitrobenzene	0.4	mg/kg	U	U	U	0.4	
WBGso-192	WB0922	5/6/1998	Grab	Subsurface soil	2 4 FT		Semi-Volatile Organics	Nitrobenzene	0.4	mg/kg	U	U	U	0.4	
WBGso-192	WB0929	5/6/1998	Grab	Subsurface soil	4 6 FT		Semi-Volatile Organics	Nitrobenzene	0.4	mg/kg	U	U	U	0.4	
WBGso-073	WB0752	4/24/1998	Grab	Subsurface soil	2 4 FT		Semi-Volatile Organics	Nitrobenzene	0.39	mg/kg	U	U	U	0.39	
WBGso-190	WB0920	5/6/1998	Grab	Subsurface soil	2 4 FT		Semi-Volatile Organics	Nitrobenzene	0.39	mg/kg	U	U	U	0.39	
WBGso-186	WB0927	5/6/1998	Grab	Subsurface soil	4 6 FT		Semi-Volatile Organics	Nitrobenzene	0.39	mg/kg	U	U	U	0.39	
WBGso-190	WB0930	5/6/1998	Grab	Subsurface soil	4 6 FT		Semi-Volatile Organics	Nitrobenzene	0.39	mg/kg	U	U	U	0.39	
WBG-210	WBG4042	10/30/2000	Grab	Subsurface soil	2 4 FT		Semi-Volatile Organics	Nitrobenzene	0.38	mg/kg	U	U	U	0.38	
WBG-255	WBG4191	10/19/2000	Grab	Subsurface soil	2 4 FT		Semi-Volatile Organics	Nitrobenzene	0.38	mg/kg	U	U	U	0.38	
WBGso-178	WB0928	5/6/1998	Grab	Subsurface soil	2 4 FT		Semi-Volatile Organics	Nitrobenzene	0.38	mg/kg	U	U	U	0.38	
WBG-199	WBG4008	10/21/2000	Grab	Subsurface soil	4 6 FT		Semi-Volatile Organics	Nitrobenzene	0.37	mg/kg	U	U	U	0.37	
WBGso-191	WB0921	5/6/1998	Grab	Subsurface soil	2 4 FT		Semi-Volatile Organics	N-Nitroso-di-n-propylamine	0.41	mg/kg	U	U	U	0.41	
WBGso-055	WB0754	4/24/1998	Grab	Subsurface soil	2 4 FT		Semi-Volatile Organics	N-Nitroso-di-n-propylamine	0.4	mg/kg	U	U	U	0.4	
WBGso-192	WB0922	5/6/1998	Grab	Subsurface soil	2 4 FT		Semi-Volatile Organics	N-Nitroso-di-n-propylamine	0.4	mg/kg	U	U	U	0.4	
WBGso-192	WB0929	5/6/1998	Grab	Subsurface soil	4 6 FT		Semi-Volatile Organics	N-Nitroso-di-n-propylamine	0.4	mg/kg	U	U	U	0.4	
WBGso-073	WB0752	4/24/1998	Grab	Subsurface soil	2 4 FT		Semi-Volatile Organics	N-Nitroso-di-n-propylamine	0.39	mg/kg	U	U	U	0.39	
WBGso-190	WB0920	5/6/1998	Grab	Subsurface soil	2 4 FT		Semi-Volatile Organics	N-Nitroso-di-n-propylamine	0.39	mg/kg	U	U	U	0.39	
WBGso-186	WB0927	5/6/1998	Grab	Subsurface soil	4 6 FT		Semi-Volatile Organics	N-Nitroso-di-n-propylamine	0.39	mg/kg	U	U	U	0.39	
WBGso-190	WB0930	5/6/1998	Grab	Subsurface soil	4 6 FT		Semi-Volatile Organics	N-Nitroso-di-n-propylamine	0.39	mg/kg	U	U	U	0.39	
WBG-210	WBG4042	10/30/2000	Grab	Subsurface soil	2 4 FT		Semi-Volatile Organics	N-Nitroso-di-n-propylamine	0.38	mg/kg	U	U	U	0.38	
WBG-255	WBG4191	10/19/2000	Grab	Subsurface soil	2 4 FT		Semi-Volatile Organics	N-Nitroso-di-n-propylamine	0.38	mg/kg	U	U	U	0.38	
WBGso-178	WB0928	5/6/1998	Grab	Subsurface soil	2 4 FT		Semi-Volatile Organics	N-Nitroso-di-n-propylamine	0.38	mg/kg	U	U	U	0.38	
WBG-199	WBG4008	10/21/2000	Grab	Subsurface soil	4 6 FT		Semi-Volatile Organics	N-Nitroso-di-n-propylamine	0.37	mg/kg	U	U	U	0.37	
WBGso-191	WB0921	5/6/1998	Grab	Subsurface soil	2 4 FT		Semi-Volatile Organics	N-Nitrosodiphenylamine	0.41	mg/kg	U	U	U	0.41	
WBGso-055	WB0754	4/24/1998	Grab	Subsurface soil	2 4 FT		Semi-Volatile Organics	N-Nitrosodiphenylamine	0.4	mg/kg	U	U	U	0.4	
WBGso-192	WB0922	5/6/1998	Grab	Subsurface soil	2 4 FT		Semi-Volatile Organics	N-Nitrosodiphenylamine	0.4	mg/kg	U	U	U	0.4	
WBGso-192	WB0929	5/6/1998	Grab	Subsurface soil	4 6 FT		Semi-Volatile Organics	N-Nitrosodiphenylamine	0.4	mg/kg	U	U	U	0.4	
WBGso-073	WB0752	4/24/1998	Grab	Subsurface soil	2 4 FT		Semi-Volatile Organics	N-Nitrosodiphenylamine	0.39	mg/kg	U	U	U	0.39	
WBGso-190	WB0920	5/6/1998	Grab	Subsurface soil	2 4 FT		Semi-Volatile Organics	N-Nitrosodiphenylamine	0.39	mg/kg	U	U	U	0.39	
WBGso-186	WB0927	5/6/1998	Grab	Subsurface soil	4 6 FT		Semi-Volatile Organics	N-Nitrosodiphenylamine	0.39	mg/kg	U	U	U	0.39	
WBGso-190	WB0930	5/6/1998	Grab	Subsurface soil	4 6 FT		Semi-Volatile Organics	N-Nitrosodiphenylamine	0.39	mg/kg	U	U	U	0.39	
WBG-210	WBG4042	10/30/2000	Grab	Subsurface soil	2 4 FT		Semi-Volatile Organics	N-Nitrosodiphenylamine	0.38	mg/kg	U	U	U	0.38	
WBG-255	WBG4191	10/19/2000	Grab	Subsurface soil	2 4 FT		Semi-Volatile Organics	N-Nitrosodiphenylamine	0.38	mg/kg	U	U	U	0.38	
WBGso-178	WB0928	5/6/1998	Grab	Subsurface soil	2 4 FT		Semi-Volatile Organics	N-Nitrosodiphenylamine	0.38	mg/kg	U	U	U	0.38	
WBG-199	WBG4008	10/21/2000	Grab	Subsurface soil	4 6 FT		Semi-Volatile Organics	N-Nitrosodiphenylamine	0.37	mg/kg	U	U	U	0.37	
WBG-210	WBG4042	10/30/2000	Grab	Subsurface soil	2 4 FT		Semi-Volatile Organics	Pentachlorophenol	0.93	mg/kg	U	U	U	0.93	
WBG-255	WBG4191	10/19/2000	Grab	Subsurface soil	2 4 FT		Semi-Volatile Organics	Pentachlorophenol	0.93	mg/kg	U	U	U	0.93	
WBG-199	WBG4008	10/21/2000	Grab	Subsurface soil	4 6 FT		Semi-Volatile Organics	Pentachlorophenol	0.89	mg/kg	U	U	U	0.89	
WBGso-191	WB0921	5/6/1998	Grab	Subsurface soil	2 4 FT		Semi-Volatile Organics	Pentachlorophenol	0.41	mg/kg	U	U	U	0.41	
WBGso-055	WB0754	4/24/1998	Grab	Subsurface soil	2 4 FT		Semi-Volatile Organics	Pentachlorophenol	0.4	mg/kg	U	U	U	0.4	
WBGso-192	WB0922	5/6/1998	Grab	Subsurface soil	2 4 FT		Semi-Volatile Organics	Pentachlorophenol	0.4	mg/kg	U	U	U	0.4	
WBGso-192	WB0929	5/6/1998	Grab	Subsurface soil	4 6 FT		Semi-Volatile Organics	Pentachlorophenol	0.4	mg/kg	U	U	U	0.4	
WBGso-073	WB0752	4/24/1998	Grab	Subsurface soil	2 4 FT		Semi-Volatile Organics	Pentachlorophenol	0.39	mg/kg	U	U	U	0.39	
WBGso-190	WB0920	5/6/1998	Grab	Subsurface soil	2 4 FT		Semi-Volatile Organics	Pentachlorophenol	0.39	mg/kg	U	U	U	0.39	
WBGso-186	WB0927	5/6/1998	Grab	Subsurface soil	4 6 FT		Semi-Volatile Organics	Pentachlorophenol	0.39	mg/kg	U	U	U	0.39	
WBGso-190	WB0930	5/6/1998	Grab	Subsurface soil	4 6 FT		Semi-Volatile Organics	Pentachlorophenol	0.39	mg/kg	U	U	U	0.39	
WBGso-178	WB0928	5/6/1998	Grab	Subsurface soil	2 4 FT		Semi-Volatile Organics	Pentachlorophenol	0.38	mg/kg	U	U	U	0.38	
WBG-210	WBG4042	10/30/2000	Grab	Subsurface soil	2 4 FT		Semi-Volatile Organics	Phenanthrene	3.2	mg/kg		=	=	0.38	
WBGso-190	WB0920	5/6/1998	Grab	Subsurface soil	2 4 FT		Semi-Volatile Organics	Phenanthrene	0.53	mg/kg		=	=	0.39	
WBG-199	WBG4008	10/21/2000	Grab	Subsurface soil	4 6 FT		Semi-Volatile Organics	Phenanthrene	0.14	mg/kg	J	J	J	0.37	
WBGso-055	WB0754	4/24/1998	Grab	Subsurface soil	2 4 FT		Semi-Volatile Organics	Phenanthrene	0.093	mg/kg	J	J	J	0.4	
WBGso-191	WB0921	5/6/1998	Grab	Subsurface soil	2 4 FT		Semi-Volatile Organics	Phenanthrene	0.41	mg/kg	U	U	U	0.41	
WBGso-192	WB0922	5/6/1998	Grab	Subsurface soil	2 4 FT		Semi-Volatile Organics	Phenanthrene	0.4	mg/kg	U	U	U	0.4	

Station	Sample ID	Date Collected	Sample Type	Media	Depth	Sample Comment	Analysis	Chemical	Results	Units	Lab Qual	Data Qual	Qual	Detection Limit	Validation Code
WBGso-192	WB0929	5/6/1998	Grab	Subsurface soil	4 6 FT		Semi-Volatile Organics	Phenanthrene	0.4	mg/kg	U	U	U	0.4	
WBGso-073	WB0752	4/24/1998	Grab	Subsurface soil	2 4 FT		Semi-Volatile Organics	Phenanthrene	0.39	mg/kg	U	U	U	0.39	
WBGso-186	WB0927	5/6/1998	Grab	Subsurface soil	4 6 FT		Semi-Volatile Organics	Phenanthrene	0.39	mg/kg	U	U	U	0.39	
WBGso-190	WB0930	5/6/1998	Grab	Subsurface soil	4 6 FT		Semi-Volatile Organics	Phenanthrene	0.39	mg/kg	U	U	U	0.39	
WBG-255	WBG4191	10/19/2000	Grab	Subsurface soil	2 4 FT		Semi-Volatile Organics	Phenanthrene	0.38	mg/kg	U	U	U	0.38	
WBGso-178	WB0928	5/6/1998	Grab	Subsurface soil	2 4 FT		Semi-Volatile Organics	Phenanthrene	0.38	mg/kg	U	U	U	0.38	
WBGso-191	WB0921	5/6/1998	Grab	Subsurface soil	2 4 FT		Semi-Volatile Organics	Phenol	0.41	mg/kg	U	U	U	0.41	
WBGso-055	WB0754	4/24/1998	Grab	Subsurface soil	2 4 FT		Semi-Volatile Organics	Phenol	0.4	mg/kg	U	U	U	0.4	
WBGso-192	WB0922	5/6/1998	Grab	Subsurface soil	2 4 FT		Semi-Volatile Organics	Phenol	0.4	mg/kg	U	U	U	0.4	
WBGso-192	WB0929	5/6/1998	Grab	Subsurface soil	4 6 FT		Semi-Volatile Organics	Phenol	0.4	mg/kg	U	U	U	0.4	
WBGso-073	WB0752	4/24/1998	Grab	Subsurface soil	2 4 FT		Semi-Volatile Organics	Phenol	0.39	mg/kg	U	U	U	0.39	
WBGso-190	WB0920	5/6/1998	Grab	Subsurface soil	2 4 FT		Semi-Volatile Organics	Phenol	0.39	mg/kg	U	U	U	0.39	
WBGso-186	WB0927	5/6/1998	Grab	Subsurface soil	4 6 FT		Semi-Volatile Organics	Phenol	0.39	mg/kg	U	U	U	0.39	
WBGso-190	WB0930	5/6/1998	Grab	Subsurface soil	4 6 FT		Semi-Volatile Organics	Phenol	0.39	mg/kg	U	U	U	0.39	
WBG-210	WBG4042	10/30/2000	Grab	Subsurface soil	2 4 FT		Semi-Volatile Organics	Phenol	0.38	mg/kg	U	U	U	0.38	
WBG-255	WBG4191	10/19/2000	Grab	Subsurface soil	2 4 FT		Semi-Volatile Organics	Phenol	0.38	mg/kg	U	U	U	0.38	
WBGso-178	WB0928	5/6/1998	Grab	Subsurface soil	2 4 FT		Semi-Volatile Organics	Phenol	0.38	mg/kg	U	U	U	0.38	
WBG-199	WBG4008	10/21/2000	Grab	Subsurface soil	4 6 FT		Semi-Volatile Organics	Phenol	0.37	mg/kg	U	U	U	0.37	
WBGso-190	WB0920	5/6/1998	Grab	Subsurface soil	2 4 FT		Semi-Volatile Organics	Pyrene	0.91	mg/kg		=	=	0.39	
WBG-199	WBG4008	10/21/2000	Grab	Subsurface soil	4 6 FT		Semi-Volatile Organics	Pyrene	0.47	mg/kg		=	=	0.37	
WBG-210	WBG4042	10/30/2000	Grab	Subsurface soil	2 4 FT		Semi-Volatile Organics	Pyrene	0.13	mg/kg	J	J	J	0.38	
WBGso-191	WB0921	5/6/1998	Grab	Subsurface soil	2 4 FT		Semi-Volatile Organics	Pyrene	0.083	mg/kg	J	J	J	0.41	
WBGso-055	WB0754	4/24/1998	Grab	Subsurface soil	2 4 FT		Semi-Volatile Organics	Pyrene	0.4	mg/kg	U	U	U	0.4	
WBGso-192	WB0922	5/6/1998	Grab	Subsurface soil	2 4 FT		Semi-Volatile Organics	Pyrene	0.4	mg/kg	U	U	U	0.4	
WBGso-192	WB0929	5/6/1998	Grab	Subsurface soil	4 6 FT		Semi-Volatile Organics	Pyrene	0.4	mg/kg	U	U	U	0.4	
WBGso-073	WB0752	4/24/1998	Grab	Subsurface soil	2 4 FT		Semi-Volatile Organics	Pyrene	0.39	mg/kg	U	U	U	0.39	
WBGso-186	WB0927	5/6/1998	Grab	Subsurface soil	4 6 FT		Semi-Volatile Organics	Pyrene	0.39	mg/kg	U	U	U	0.39	
WBGso-190	WB0930	5/6/1998	Grab	Subsurface soil	4 6 FT		Semi-Volatile Organics	Pyrene	0.39	mg/kg	U	U	U	0.39	
WBG-255	WBG4191	10/19/2000	Grab	Subsurface soil	2 4 FT		Semi-Volatile Organics	Pyrene	0.38	mg/kg	U	U	U	0.38	
WBGso-178	WB0928	5/6/1998	Grab	Subsurface soil	2 4 FT		Semi-Volatile Organics	Pyrene	0.38	mg/kg	U	U	U	0.38	

Station	Sample ID	Date Collected	Sample Type	Media	Depth		Sample Comment	Analysis	Chemical	Results	Units	Lab Qual	Data Qual	Qual	Detection Limit	Validation Code
WBGss-057	WBGSS-057-0674-SO	8/13/1996	Grab	Surface Soil	1.5	2 FT	Sample collected based on headspace results from initial sample at 057.	Volatile Organics	1,2-Dimethylbenzene	0.02	mg/kg	J	J	J	0.031	G02,K01
WBGss-008	WBGSS-008-0463-SO	7/30/1996	Grab Composite	Surface Soil	0	2 FT	VOCs collected from 1.5- 2.0 ft depth.	Volatile Organics	1,2-Dimethylbenzene	0.005	mg/kg	U	U	U	0.005	
WBGss-021	WBGSS-021-0478-SO	8/5/1996	Grab Composite	Surface Soil	0	2 FT	Volatile samples collected at 1.5 ft bgs.	Volatile Organics	1,2-Dimethylbenzene	0.005	mg/kg	U	U	U	0.005	
WBGss-051	WBGSS-051-0509-SO	8/8/1996	Grab Composite	Surface Soil	0	2 FT		Volatile Organics	1,2-Dimethylbenzene	0.005	mg/kg	U	U	U	0.005	
WBGss-066	WBGSS-066-0528-SO	8/9/1996	Grab Composite	Surface Soil	0	2 FT		Volatile Organics	1,2-Dimethylbenzene	0.005	mg/kg	U	U	U	0.005	
WBGss-076	WBGSS-076-0541-SO	8/9/1996	Grab Composite	Surface Soil	0	2 FT		Volatile Organics	1,2-Dimethylbenzene	0.005	mg/kg	U	U	U	0.005	
WBGss-004	WBGSS-004-0672-SO	8/13/1996	Grab Composite	Surface Soil	0	0.6 FT	Sample collected based on headspace results from initial sample at 004.	Volatile Organics	1,2-Dimethylbenzene	0.006	mg/kg	U	UJ	UJ	0.006	K01
WBGss-030	WBGSS-030-0673-SO	8/13/1996	Grab Composite	Surface Soil	0	1.5 FT	Sample collected based on headspace results from initial sample at 030.	Volatile Organics	1,2-Dimethylbenzene	0.006	mg/kg	U	UJ	UJ	0.006	G02,K01
WBGss-031	WBGSS-031-0488-SO	8/7/1996	Grab Composite	Surface Soil	0	2 FT	West of pad #37	Volatile Organics	1,2-Dimethylbenzene	0.005	mg/kg	U	UJ	UJ	0.005	K01
WBGss-072	WBGSS-072-0536-SO	8/9/1996	Grab Composite	Surface Soil	0	2 FT		Volatile Organics	1,2-Dimethylbenzene	0.005	mg/kg	U	UJ	UJ	0.005	G02,K01
WBGss-057	WBGSS-057-0674-SO	8/13/1996	Grab	Surface Soil	1.5	2 FT	Sample collected based on headspace results from initial sample at 057.	Volatile Organics	Benzene	0.032	mg/kg		J	J	0.031	G02,K01
WBG-225	WBG4088	10/20/2000	Grab	Surface Soil	0	1 FT		Volatile Organics	Benzene	0.0066	mg/kg	U	U	U	0.0066	
WBG-231	WBG4108	10/21/2000	Grab	Surface Soil	0	1 FT		Volatile Organics	Benzene	0.0066	mg/kg	U	U	U	0.0066	
WBG-251	WBG4176	10/23/2000	Grab	Surface Soil	0	1 FT		Volatile Organics	Benzene	0.0065	mg/kg	U	U	U	0.0065	
WBG-245	WBG4156	10/23/2000	Grab	Surface Soil	0	1 FT		Volatile Organics	Benzene	0.0062	mg/kg	U	U	U	0.0062	
WBG-261	WBG4210	10/23/2000	Grab	Surface Soil	0	1 FT		Volatile Organics	Benzene	0.0062	mg/kg	U	U	U	0.0062	
WBGss-191	WB0916	5/6/1998	Grab	Surface Soil	0	1 FT		Volatile Organics	Benzene	0.0062	mg/kg	U	U	U	0.0062	
WBG-240	WBG4139	10/21/2000	Grab	Surface Soil	0	1 FT		Volatile Organics	Benzene	0.0061	mg/kg	U	U	U	0.0061	
WBGss-190	WB0915	5/6/1998	Grab	Surface Soil	0	1 FT		Volatile Organics	Benzene	0.0061	mg/kg	U	U	U	0.0061	
WBG-236	WBG4125	10/20/2000	Grab	Surface Soil	0	1 FT		Volatile Organics	Benzene	0.006	mg/kg	U	U	U	0.006	
WBGss-192	WB0917	5/6/1998	Grab	Surface Soil	0	1 FT		Volatile Organics	Benzene	0.0056	mg/kg	U	U	U	0.0056	
WBGss-008	WBGSS-008-0463-SO	7/30/1996	Grab Composite	Surface Soil	0	2 FT	VOCs collected from 1.5- 2.0 ft depth.	Volatile Organics	Benzene	0.005	mg/kg	U	U	U	0.005	
WBGss-021	WBGSS-021-0478-SO	8/5/1996	Grab Composite	Surface Soil	0	2 FT	Volatile samples collected at 1.5 ft bgs.	Volatile Organics	Benzene	0.005	mg/kg	U	U	U	0.005	
WBGss-051	WBGSS-051-0509-SO	8/8/1996	Grab Composite	Surface Soil	0	2 FT		Volatile Organics	Benzene	0.005	mg/kg	U	U	U	0.005	
WBGss-066	WBGSS-066-0528-SO	8/9/1996	Grab Composite	Surface Soil	0	2 FT		Volatile Organics	Benzene	0.005	mg/kg	U	U	U	0.005	
WBGss-076	WBGSS-076-0541-SO	8/9/1996	Grab Composite	Surface Soil	0	2 FT		Volatile Organics	Benzene	0.005	mg/kg	U	U	U	0.005	
WBGss-004	WBGSS-004-0672-SO	8/13/1996	Grab Composite	Surface Soil	0	0.6 FT	Sample collected based on headspace results from initial sample at 004.	Volatile Organics	Benzene	0.006	mg/kg	U	UJ	UJ	0.006	K01
WBGss-030	WBGSS-030-0673-SO	8/13/1996	Grab Composite	Surface Soil	0	1.5 FT	Sample collected based on headspace results from initial sample at 030.	Volatile Organics	Benzene	0.006	mg/kg	U	UJ	UJ	0.006	G02,K01
WBGss-031	WBGSS-031-0488-SO	8/7/1996	Grab Composite	Surface Soil	0	2 FT	West of pad #37	Volatile Organics	Benzene	0.005	mg/kg	U	UJ	UJ	0.005	K01
WBGss-072	WBGSS-072-0536-SO	8/9/1996	Grab Composite	Surface Soil	0	2 FT		Volatile Organics	Benzene	0.005	mg/kg	U	UJ	UJ	0.005	G02,K01
WBGss-057	WBGSS-057-0674-SO	8/13/1996	Grab	Surface Soil	1.5	2 FT	Sample collected based on headspace results from initial sample at 057.	Volatile Organics	Chloroform	0.023	mg/kg	J	J	J	0.031	G02,K01
WBGss-004	WBGSS-004-0672-SO	8/13/1996	Grab Composite	Surface Soil	0	0.6 FT	Sample collected based on headspace results from initial sample at 004.	Volatile Organics	Chloroform	0.003	mg/kg	J	J	J	0.006	K01
WBGss-030	WBGSS-030-0673-SO	8/13/1996	Grab Composite	Surface Soil	0	1.5 FT	Sample collected based on headspace results from initial sample at 030.	Volatile Organics	Chloroform	0.003	mg/kg	J	J	J	0.006	G02,K01
WBGss-076	WBGSS-076-0541-SO	8/9/1996	Grab Composite	Surface Soil	0	2 FT		Volatile Organics	Chloroform	0.002	mg/kg	J	J	J	0.005	
WBG-225	WBG4088	10/20/2000	Grab	Surface Soil	0	1 FT		Volatile Organics	Chloroform	0.0066	mg/kg	U	U	U	0.0066	
WBG-231	WBG4108	10/21/2000	Grab	Surface Soil	0	1 FT		Volatile Organics	Chloroform	0.0066	mg/kg	U	U	U	0.0066	
WBG-251	WBG4176	10/23/2000	Grab	Surface Soil	0	1 FT		Volatile Organics	Chloroform	0.0065	mg/kg	U	U	U	0.0065	
WBG-245	WBG4156	10/23/2000	Grab	Surface Soil	0	1 FT		Volatile Organics	Chloroform	0.0062	mg/kg	U	U	U	0.0062	
WBG-261	WBG4210	10/23/2000	Grab	Surface Soil	0	1 FT		Volatile Organics	Chloroform	0.0062	mg/kg	U	U	U	0.0062	
WBGss-191	WB0916	5/6/1998	Grab	Surface Soil	0	1 FT		Volatile Organics	Chloroform	0.0062	mg/kg	U	U	U	0.0062	
WBG-240	WBG4139	10/21/2000	Grab	Surface Soil	0	1 FT		Volatile Organics	Chloroform	0.0061	mg/kg	U	U	U	0.0061	
WBGss-190	WB0915	5/6/1998	Grab	Surface Soil	0	1 FT		Volatile Organics	Chloroform	0.0061	mg/kg	U	U	U	0.0061	
WBG-236	WBG4125	10/20/2000	Grab	Surface Soil	0	1 FT		Volatile Organics	Chloroform	0.006	mg/kg	U	U	U	0.006	
WBGss-192	WB0917	5/6/1998	Grab	Surface Soil	0	1 FT		Volatile Organics	Chloroform	0.0056	mg/kg	U	U	U	0.0056	
WBGss-008	WBGSS-008-0463-SO	7/30/1996	Grab Composite	Surface Soil	0	2 FT	VOCs collected from 1.5- 2.0 ft depth.	Volatile Organics	Chloroform	0.005	mg/kg	U	U	U	0.005	
WBGss-021	WBGSS-021-0478-SO	8/5/1996	Grab Composite	Surface Soil	0	2 FT	Volatile samples collected at 1.5 ft bgs.	Volatile Organics	Chloroform	0.005	mg/kg	U	U	U	0.005	
WBGss-051	WBGSS-051-0509-SO	8/8/1996	Grab Composite	Surface Soil	0	2 FT		Volatile Organics	Chloroform	0.005	mg/kg	U	U	U	0.005	
WBGss-066	WBGSS-066-0528-SO	8/9/1996	Grab Composite	Surface Soil	0	2 FT		Volatile Organics	Chloroform	0.005	mg/kg	U	U	U	0.005	
WBGss-031	WBGSS-031-0488-SO	8/7/1996	Grab Composite	Surface Soil	0	2 FT	West of pad #37	Volatile Organics	Chloroform	0.005	mg/kg	U	UJ	UJ	0.005	K01
WBGss-072	WBGSS-072-0536-SO	8/9/1996	Grab Composite	Surface Soil	0	2 FT		Volatile Organics	Chloroform	0.005	mg/kg	U	UJ	UJ	0.005	G02,K01
WBGss-057	WBGSS-057-0674-SO	8/13/1996	Grab	Surface Soil	1.5	2 FT	Sample collected based on headspace results from initial sample at 057.	Volatile Organics	Dimethylbenzene	0.02	mg/kg	J	J	J	0.031	G02,K01
WBG-225	WBG4088	10/20/2000	Grab	Surface Soil	0	1 FT		Volatile Organics	Dimethylbenzene	0.0066	mg/kg	U	U	U	0.0066	
WBG-231	WBG4108	10/21/2000	Grab	Surface Soil	0	1 FT		Volatile Organics	Dimethylbenzene	0.0066	mg/kg	U	U	U	0.0066	
WBG-251	WBG4176	10/23/2000	Grab	Surface Soil	0	1 FT		Volatile Organics	Dimethylbenzene	0.0065	mg/kg	U	U	U	0.0065	
WBG-245	WBG4156	10/23/2000	Grab	Surface Soil	0	1 FT		Volatile Organics	Dimethylbenzene	0.0062	mg/kg	U	U	U	0.0062	
WBG-261	WBG4210	10/23/2000	Grab	Surface Soil	0	1 FT		Volatile Organics	Dimethylbenzene	0.0062	mg/kg	U	U	U	0.0062	
WBGss-191	WB0916	5/6/1998	Grab	Surface Soil	0	1 FT		Volatile Organics	Dimethylbenzene	0.0062	mg/kg	U	U	U	0.0062	
WBG-240	WBG4139	10/21/2000	Grab	Surface Soil	0	1 FT		Volatile Organics	Dimethylbenzene	0.0061	mg/kg	U	U	U	0.0061	
WBGss-190	WB0915	5/6/1998	Grab	Surface Soil	0	1 FT		Volatile Organics	Dimethylbenzene	0.0061	mg/kg	U	U	U	0.0061	
WBG-236	WBG4125	10/20/2000	Grab	Surface Soil	0	1 FT		Volatile Organics	Dimethylbenzene	0.006	mg/kg	U	U	U	0.006	
WBGss-192	WB0917	5/6/1998	Grab	Surface Soil	0	1 FT		Volatile Organics	Dimethylbenzene	0.0056	mg/kg	U	U	U	0.0056	
WBGss-008	WBGSS-008-0463-SO	7/30/1996	Grab Composite	Surface Soil	0	2 FT	VOCs collected from 1.5- 2.0 ft depth.	Volatile Organics	Dimethylbenzene	0.005	mg/kg	U	U	U	0.005	
WBGss-021	WBGSS-021-0478-SO	8/5/1996	Grab Composite	Surface Soil	0	2 FT	Volatile samples collected at 1.5 ft bgs.	Volatile Organics	Dimethylbenzene	0.005	mg/kg	U	U	U	0.005	
WBGss-051	WBGSS-051-0509-SO	8/8/1996	Grab Composite	Surface Soil	0	2 FT		Volatile Organics	Dimethylbenzene	0.005	mg/kg	U	U	U	0.005	
WBGss-066	WBGSS-066-0528-SO	8/9/1996	Grab Composite	Surface Soil	0	2 FT		Volatile Organics	Dimethylbenzene	0.005	mg/kg	U	U	U	0.005	
WBGss-076	WBGSS-076-0541-SO	8/9/1996	Grab Composite	Surface Soil	0	2 FT		Volatile Organics	Dimethylbenzene	0.005	mg/kg	U	U	U	0.005	
WBGss-004	WBGSS-004-0672-SO	8/13/1996	Grab Composite	Surface Soil	0	0.6 FT	Sample collected based on headspace results from initial sample at 004.	Volatile Organics	Dimethylbenzene	0.006	mg/kg	U	UJ	UJ	0.006	K01
WBGss-030	WBGSS-030-0673-SO	8/13/1996	Grab Composite	Surface Soil	0	1.5 FT	Sample collected based on headspace results from initial sample at 030.	Volatile Organics	Dimethylbenzene	0.006	mg/kg	U	UJ	UJ	0.006	G02,K01
WBGss-031	WBGSS-031-0488-SO	8/7/1996	Grab Composite	Surface Soil	0	2 FT	West of pad #37	Volatile Organics	Dimethylbenzene	0.005	mg/kg	U	UJ	UJ	0.005	K01
WBGss-072	WBGSS-072-0536-SO	8/9/1996	Grab Composite	Surface Soil	0	2 FT		Volatile Organics	Dimethylbenzene	0.005	mg/kg	U	UJ	UJ	0.005	G02,K01
WBGss-057	WBGSS-057-0674-SO	8/13/1996	Grab	Surface Soil	1.5	2 FT	Sample collected based on headspace results from initial sample at 057.	Volatile Organics	Ethylbenzene	0.16	mg/kg		J	J	0.031	G02,K01
WBG-225	WBG4088	10/20/2000	Grab	Surface Soil	0	1 FT		Volatile Organics	Ethylbenzene	0.0066	mg/kg	U	U	U	0.0066	
WBG-231	WBG4108	10/21/2000	Grab	Surface Soil	0	1 FT		Volatile Organics	Ethylbenzene	0.0066	mg/kg	U	U	U	0.0066	
WBG-251	WBG4176	10/23/2000	Grab	Surface Soil	0	1 FT		Volatile Organics	Ethylbenzene	0.0065	mg/kg	U	U	U	0.0065	
WBG-245	WBG4156	10/23/2000	Grab	Surface Soil	0	1 FT		Volatile Organics	Ethylbenzene	0.0062	mg/kg	U	U	U	0.0062	
WBG-261	WBG4210	10/23/2000	Grab	Surface Soil	0	1 FT		Volatile Organics	Ethylbenzene	0.0062	mg/kg	U	U	U	0.0062	
WBGss-191	WB0916	5/6/1998	Grab	Surface Soil	0	1 FT		Volatile Organics	Ethylbenzene	0.0062	mg/kg	U	U	U	0.0062	
WBG-240	WBG4139	10/21/2000	Grab	Surface Soil	0	1 FT		Volatile Organics	Ethylbenzene	0.0061	mg/kg	U	U	U	0.0061	
WBGss-190	WB0915	5/6/1998	Grab	Surface Soil	0	1 FT		Volatile Organics	Ethylbenzene	0.0061	mg/kg	U	U	U	0.0061	
WBG-236	WBG4125	10/20/2000	Grab	Surface Soil	0	1 FT		Volatile Organics	Ethylbenzene	0.006	mg/kg	U	U	U	0.006	
WBGss-192	WB0917	5/6/1998	Grab	Surface Soil	0	1 FT		Volatile Organics	Ethylbenzene	0.0056	mg/kg	U	U	U	0.0056	
WBGss-008	WBGSS-008-0463-SO	7/30/1996	Grab Composite	Surface Soil	0	2 FT	VOCs collected from 1.5- 2.0 ft depth.	Volatile Organics	Ethylbenzene	0.005	mg/kg	U	U	U	0.005	
WBGss-021	WBGSS-021-0478-SO	8/5/1996	Grab Composite	Surface Soil	0	2 FT	Volatile samples collected at 1.5 ft bgs.	Volatile Organics	Ethylbenzene	0.005	mg/kg	U	U	U	0.005	
WBGss-051	WBGSS-051-0509-SO	8/8/1996	Grab Composite	Surface Soil	0	2 FT		Volatile Organics	Ethylbenzene	0.005	mg/kg	U	U	U	0.005	
WBGss-066	WBGSS-066-0528-SO	8/9/1996	Grab Composite	Surface Soil	0	2 FT		Volatile Organics	Ethylbenzene	0.005	mg/kg	U	U	U	0.005	
WBGss-076	WBGSS-076-0541-SO	8/9/1996	Grab Composite	Surface Soil	0	2 FT		Volatile Organics	Ethylbenzene	0.005	mg/kg	U	U	U	0.005	
WBGss-004	WBGSS-004-0672-SO	8/13/1996	Grab Composite	Surface Soil	0	0.6 FT	Sample collected based on headspace results from initial sample at 004.	Volatile Organics	Ethylbenzene	0.006	mg/kg	U	UJ	UJ	0.006	K01
WBGss-030	WBGSS-030-0673-SO	8/13/1996	Grab Composite	Surface Soil	0	1.5 FT	Sample collected based on headspace results from initial sample at 030.	Volatile Organics	Ethylbenzene	0.006	mg/kg	U	UJ	UJ	0.006	G02,K01
WBGss-031	WBGSS-031-0488-SO	8/7/1996	Grab Composite	Surface Soil	0	2 FT	West of pad #37	Volatile Organics	Ethylbenzene	0.005	mg/kg	U	UJ	UJ	0.005	K01
WBGss-072	WBGSS-072-0536-SO	8/9/1996	Grab Composite	Surface Soil	0	2 FT		Volatile Organics	Ethylbenzene	0.005	mg/kg	U	UJ	UJ	0.005	G02,K01
WBGss-051	WBGSS-051-0509-SO	8/8/1996	Grab Composite	Surface Soil	0	2 FT		Volatile Organics	Methylene chloride	0.012	mg/kg		=	=	0.005	
WBGss-076	WBGSS-076-0541-SO	8/9/1996	Grab Composite	Surface Soil	0	2 FT		Volatile Organics	Methylene chloride	0.012	mg/kg	B	U	U	0.005	F01,F07
WBGss-066	WBGSS-066-0528-SO	8/9/1996	Grab Composite	Surface Soil	0	2 FT		Volatile Organics	Methylene chloride	0.009	mg/kg	B	U	U	0.005	F01,F07
WBG-225	WBG4088	10/20/2000	Grab	Surface Soil	0	1 FT		Volatile Organics	Methylene chloride	0.0066	mg/kg	U	U	U	0.0066	
WBG-231	WBG4108	10/21/2000	Grab	Surface Soil	0	1 FT		Volatile Organics	Methylene chloride	0.0066	mg/kg	U	U	U	0.0066	
WBG-251	WBG4176	10/23/2000	Grab	Surface Soil	0	1 FT		Volatile Organics	Methylene chloride	0.0065	mg/kg	U	U	U	0.0065	
WBG-245	WBG4156	10/23/2000	Grab	Surface Soil	0	1 FT		Volatile Organics	Methylene chloride	0.0062	mg/kg	U	U	U	0.0062	
WBG-261	WBG4210	10/23/2000	Grab	Surface Soil	0	1 FT		Volatile Organics	Methylene chloride	0.0062	mg/kg	U	U	U	0.0062	
WBGss-191	WB0916	5/6/1998	Grab	Surface Soil	0	1 FT		Volatile Organics	Methylene chloride	0.0062	mg/kg	U	U	U	0.0062	
WBG-240	WBG4139	10/21/2000	Grab	Surface Soil	0	1 FT		Volatile Organics	Methylene chloride	0.0061	mg/kg	U	U	U	0.0061	
WBGss-190	WB0915	5/6/1998	Grab	Surface Soil	0	1 FT		Volatile Organics	Methylene chloride	0.0061	mg/kg	U	U	U	0.0061	
WBG-236	WBG4125	10/20/2000	Grab	Surface Soil	0	1 FT		Volatile Organics	Methylene chloride	0.006	mg/kg	U	U	U	0.006	
WBGss-192	WB0917	5/6/1998	Grab	Surface Soil	0	1 FT		Volatile Organics	Methylene chloride	0.0056	mg/kg	U	U	U	0.0056	
WBGss-008	WBGSS-008-0463-SO	7/30/1996	Grab Composite	Surface Soil	0	2 FT	VOCs collected from 1.5- 2.0 ft depth.	Volatile Organics	Methylene chloride	0.005	mg/kg	U	U	U	0.005	
WBGss-021	WBGSS-021-0478-SO	8/5/1996	Grab Composite	Surface Soil	0	2 FT	Volatile samples collected at 1.5 ft bgs.	Volatile Organics	Methylene chloride	0.005	mg/kg	U	U	U	0.005	

Station	Sample ID	Date Collected	Sample Type	Media	Depth			Sample Comment	Analysis	Chemical	Results	Units	Lab Qual	Data Qual	Qual	Detection Limit	Validation Code
WBGss-057	WBGSS-057-0674-SO	8/13/1996	Grab	Surface Soil	1.5	2	FT	Sample collected based on headspace results from initial sample at 057.	Volatile Organics	Methylene chloride	0.068	mg/kg	B	UJ	UJ	0.031	F01,F07,G02
WBGss-072	WBGSS-072-0536-SO	8/9/1996	Grab Composite	Surface Soil	0	2	FT		Volatile Organics	Methylene chloride	0.02	mg/kg	B	UJ	UJ	0.005	F01,F07,G02
WBGss-030	WBGSS-030-0673-SO	8/13/1996	Grab Composite	Surface Soil	0	1.5	FT	Sample collected based on headspace results from initial sample at 030.	Volatile Organics	Methylene chloride	0.015	mg/kg	B	UJ	UJ	0.006	F01,F07,G02
WBGss-004	WBGSS-004-0672-SO	8/13/1996	Grab Composite	Surface Soil	0	0.6	FT	Sample collected based on headspace results from initial sample at 004.	Volatile Organics	Methylene chloride	0.012	mg/kg	B	UJ	UJ	0.006	F01,F07,K01
WBGss-031	WBGSS-031-0488-SO	8/7/1996	Grab Composite	Surface Soil	0	2	FT	West of pad #37	Volatile Organics	Methylene chloride	0.005	mg/kg	U	UJ	UJ	0.005	K01
WBGss-057	WBGSS-057-0674-SO	8/13/1996	Grab	Surface Soil	1.5	2	FT	Sample collected based on headspace results from initial sample at 057.	Volatile Organics	Styrene	0.036	mg/kg		J	J	0.031	G02,K01
WBG-225	WBG4088	10/20/2000	Grab	Surface Soil	0	1	FT		Volatile Organics	Styrene	0.0066	mg/kg	U	U	U	0.0066	
WBG-231	WBG4108	10/21/2000	Grab	Surface Soil	0	1	FT		Volatile Organics	Styrene	0.0066	mg/kg	U	U	U	0.0066	
WBG-251	WBG4176	10/23/2000	Grab	Surface Soil	0	1	FT		Volatile Organics	Styrene	0.0065	mg/kg	U	U	U	0.0065	
WBG-245	WBG4156	10/23/2000	Grab	Surface Soil	0	1	FT		Volatile Organics	Styrene	0.0062	mg/kg	U	U	U	0.0062	
WBG-261	WBG4210	10/23/2000	Grab	Surface Soil	0	1	FT		Volatile Organics	Styrene	0.0062	mg/kg	U	U	U	0.0062	
WBGss-191	WB0916	5/6/1998	Grab	Surface Soil	0	1	FT		Volatile Organics	Styrene	0.0062	mg/kg	U	U	U	0.0062	
WBG-240	WBG4139	10/21/2000	Grab	Surface Soil	0	1	FT		Volatile Organics	Styrene	0.0061	mg/kg	U	U	U	0.0061	
WBGss-190	WB0915	5/6/1998	Grab	Surface Soil	0	1	FT		Volatile Organics	Styrene	0.0061	mg/kg	U	U	U	0.0061	
WBG-236	WBG4125	10/20/2000	Grab	Surface Soil	0	1	FT		Volatile Organics	Styrene	0.006	mg/kg	U	U	U	0.006	
WBGss-192	WB0917	5/6/1998	Grab	Surface Soil	0	1	FT		Volatile Organics	Styrene	0.0056	mg/kg	U	U	U	0.0056	
WBGss-008	WBGSS-008-0463-SO	7/30/1996	Grab Composite	Surface Soil	0	2	FT	VOCs collected from 1.5- 2.0 ft depth.	Volatile Organics	Styrene	0.005	mg/kg	U	U	U	0.005	
WBGss-021	WBGSS-021-0478-SO	8/5/1996	Grab Composite	Surface Soil	0	2	FT	Volatile samples collected at 1.5 ft bgs.	Volatile Organics	Styrene	0.005	mg/kg	U	U	U	0.005	
WBGss-051	WBGSS-051-0509-SO	8/8/1996	Grab Composite	Surface Soil	0	2	FT		Volatile Organics	Styrene	0.005	mg/kg	U	U	U	0.005	
WBGss-066	WBGSS-066-0528-SO	8/9/1996	Grab Composite	Surface Soil	0	2	FT		Volatile Organics	Styrene	0.005	mg/kg	U	U	U	0.005	
WBGss-076	WBGSS-076-0541-SO	8/9/1996	Grab Composite	Surface Soil	0	2	FT		Volatile Organics	Styrene	0.005	mg/kg	U	U	U	0.005	
WBGss-004	WBGSS-004-0672-SO	8/13/1996	Grab Composite	Surface Soil	0	0.6	FT	Sample collected based on headspace results from initial sample at 004.	Volatile Organics	Styrene	0.006	mg/kg	U	UJ	UJ	0.006	K01
WBGss-030	WBGSS-030-0673-SO	8/13/1996	Grab Composite	Surface Soil	0	1.5	FT	Sample collected based on headspace results from initial sample at 030.	Volatile Organics	Styrene	0.006	mg/kg	U	UJ	UJ	0.006	G02,K01
WBGss-031	WBGSS-031-0488-SO	8/7/1996	Grab Composite	Surface Soil	0	2	FT	West of pad #37	Volatile Organics	Styrene	0.005	mg/kg	U	UJ	UJ	0.005	K01
WBGss-072	WBGSS-072-0536-SO	8/9/1996	Grab Composite	Surface Soil	0	2	FT		Volatile Organics	Styrene	0.005	mg/kg	U	UJ	UJ	0.005	G02,K01
WBGss-076	WBGSS-076-0541-SO	8/9/1996	Grab Composite	Surface Soil	0	2	FT		Volatile Organics	Toluene	0.17	mg/kg		=	=	0.005	
WBGss-021	WBGSS-021-0478-SO	8/5/1996	Grab Composite	Surface Soil	0	2	FT	Volatile samples collected at 1.5 ft bgs.	Volatile Organics	Toluene	0.04	mg/kg		=	=	0.005	
WBGss-066	WBGSS-066-0528-SO	8/9/1996	Grab Composite	Surface Soil	0	2	FT		Volatile Organics	Toluene	0.019	mg/kg		=	=	0.005	
WBGss-057	WBGSS-057-0674-SO	8/13/1996	Grab	Surface Soil	1.5	2	FT	Sample collected based on headspace results from initial sample at 057.	Volatile Organics	Toluene	0.19	mg/kg		J	J	0.031	G02,K01
WBGss-072	WBGSS-072-0536-SO	8/9/1996	Grab Composite	Surface Soil	0	2	FT		Volatile Organics	Toluene	0.081	mg/kg		J	J	0.005	G02,K01
WBGss-031	WBGSS-031-0488-SO	8/7/1996	Grab Composite	Surface Soil	0	2	FT	West of pad #37	Volatile Organics	Toluene	0.017	mg/kg		J	J	0.005	K01
WBGss-190	WB0915	5/6/1998	Grab	Surface Soil	0	1	FT		Volatile Organics	Toluene	0.0018	mg/kg	J	J	J	0.0061	
WBGss-191	WB0916	5/6/1998	Grab	Surface Soil	0	1	FT		Volatile Organics	Toluene	0.0016	mg/kg	J	J	J	0.0062	
WBGss-192	WB0917	5/6/1998	Grab	Surface Soil	0	1	FT		Volatile Organics	Toluene	0.00079	mg/kg	J	J	J	0.0056	
WBG-225	WBG4088	10/20/2000	Grab	Surface Soil	0	1	FT		Volatile Organics	Toluene	0.0066	mg/kg	U	U	U	0.0066	
WBG-231	WBG4108	10/21/2000	Grab	Surface Soil	0	1	FT		Volatile Organics	Toluene	0.0066	mg/kg	U	U	U	0.0066	
WBG-251	WBG4176	10/23/2000	Grab	Surface Soil	0	1	FT		Volatile Organics	Toluene	0.0065	mg/kg	U	U	U	0.0065	
WBG-245	WBG4156	10/23/2000	Grab	Surface Soil	0	1	FT		Volatile Organics	Toluene	0.0062	mg/kg	U	U	U	0.0062	
WBG-261	WBG4210	10/23/2000	Grab	Surface Soil	0	1	FT		Volatile Organics	Toluene	0.0062	mg/kg	U	U	U	0.0062	
WBG-240	WBG4139	10/21/2000	Grab	Surface Soil	0	1	FT		Volatile Organics	Toluene	0.0061	mg/kg	U	U	U	0.0061	
WBG-236	WBG4125	10/20/2000	Grab	Surface Soil	0	1	FT		Volatile Organics	Toluene	0.006	mg/kg	U	U	U	0.006	
WBGss-008	WBGSS-008-0463-SO	7/30/1996	Grab Composite	Surface Soil	0	2	FT	VOCs collected from 1.5- 2.0 ft depth.	Volatile Organics	Toluene	0.005	mg/kg	U	U	U	0.005	
WBGss-051	WBGSS-051-0509-SO	8/8/1996	Grab Composite	Surface Soil	0	2	FT		Volatile Organics	Toluene	0.005	mg/kg	U	U	U	0.005	
WBGss-004	WBGSS-004-0672-SO	8/13/1996	Grab Composite	Surface Soil	0	0.6	FT	Sample collected based on headspace results from initial sample at 004.	Volatile Organics	Toluene	0.006	mg/kg	U	UJ	UJ	0.006	K01
WBGss-030	WBGSS-030-0673-SO	8/13/1996	Grab Composite	Surface Soil	0	1.5	FT	Sample collected based on headspace results from initial sample at 030.	Volatile Organics	Toluene	0.006	mg/kg	U	UJ	UJ	0.006	G02,K01
WBG-261	WBG4210	10/23/2000	Grab	Surface Soil	0	1	FT		Volatile Organics	Trichloroethene	0.0012	mg/kg	J	J	J	0.0062	
WBG-225	WBG4088	10/20/2000	Grab	Surface Soil	0	1	FT		Volatile Organics	Trichloroethene	0.0066	mg/kg	U	U	U	0.0066	
WBG-231	WBG4108	10/21/2000	Grab	Surface Soil	0	1	FT		Volatile Organics	Trichloroethene	0.0066	mg/kg	U	U	U	0.0066	
WBG-251	WBG4176	10/23/2000	Grab	Surface Soil	0	1	FT		Volatile Organics	Trichloroethene	0.0065	mg/kg	U	U	U	0.0065	
WBG-245	WBG4156	10/23/2000	Grab	Surface Soil	0	1	FT		Volatile Organics	Trichloroethene	0.0062	mg/kg	U	U	U	0.0062	
WBGss-191	WB0916	5/6/1998	Grab	Surface Soil	0	1	FT		Volatile Organics	Trichloroethene	0.0062	mg/kg	U	U	U	0.0062	
WBG-240	WBG4139	10/21/2000	Grab	Surface Soil	0	1	FT		Volatile Organics	Trichloroethene	0.0061	mg/kg	U	U	U	0.0061	
WBGss-190	WB0915	5/6/1998	Grab	Surface Soil	0	1	FT		Volatile Organics	Trichloroethene	0.0061	mg/kg	U	U	U	0.0061	
WBG-236	WBG4125	10/20/2000	Grab	Surface Soil	0	1	FT		Volatile Organics	Trichloroethene	0.006	mg/kg	U	U	U	0.006	
WBGss-192	WB0917	5/6/1998	Grab	Surface Soil	0	1	FT		Volatile Organics	Trichloroethene	0.0056	mg/kg	U	U	U	0.0056	
WBGss-008	WBGSS-008-0463-SO	7/30/1996	Grab Composite	Surface Soil	0	2	FT	VOCs collected from 1.5- 2.0 ft depth.	Volatile Organics	Trichloroethene	0.005	mg/kg	U	U	U	0.005	
WBGss-021	WBGSS-021-0478-SO	8/5/1996	Grab Composite	Surface Soil	0	2	FT	Volatile samples collected at 1.5 ft bgs.	Volatile Organics	Trichloroethene	0.005	mg/kg	U	U	U	0.005	
WBGss-051	WBGSS-051-0509-SO	8/8/1996	Grab Composite	Surface Soil	0	2	FT		Volatile Organics	Trichloroethene	0.005	mg/kg	U	U	U	0.005	
WBGss-066	WBGSS-066-0528-SO	8/9/1996	Grab Composite	Surface Soil	0	2	FT		Volatile Organics	Trichloroethene	0.005	mg/kg	U	U	U	0.005	
WBGss-076	WBGSS-076-0541-SO	8/9/1996	Grab Composite	Surface Soil	0	2	FT		Volatile Organics	Trichloroethene	0.005	mg/kg	U	U	U	0.005	
WBGss-057	WBGSS-057-0674-SO	8/13/1996	Grab	Surface Soil	1.5	2	FT	Sample collected based on headspace results from initial sample at 057.	Volatile Organics	Trichloroethene	0.031	mg/kg	U	UJ	UJ	0.031	G02,K01
WBGss-004	WBGSS-004-0672-SO	8/13/1996	Grab Composite	Surface Soil	0	0.6	FT	Sample collected based on headspace results from initial sample at 004.	Volatile Organics	Trichloroethene	0.006	mg/kg	U	UJ	UJ	0.006	K01
WBGss-030	WBGSS-030-0673-SO	8/13/1996	Grab Composite	Surface Soil	0	1.5	FT	Sample collected based on headspace results from initial sample at 030.	Volatile Organics	Trichloroethene	0.006	mg/kg	U	UJ	UJ	0.006	G02,K01
WBGss-031	WBGSS-031-0488-SO	8/7/1996	Grab Composite	Surface Soil	0	2	FT	West of pad #37	Volatile Organics	Trichloroethene	0.005	mg/kg	U	UJ	UJ	0.005	K01
WBGss-072	WBGSS-072-0536-SO	8/9/1996	Grab Composite	Surface Soil	0	2	FT		Volatile Organics	Trichloroethene	0.005	mg/kg	U	UJ	UJ	0.005	G02,K01

Station	Sample ID	Date Collected	Sample Type	Media	Depth	Sample Comment	Analysis	Chemical	Results	Units	Lab Qual	Data Qual	Qual	Detection Limit	Validation Code
WBGso-192	WB0922	5/6/1998	Grab	Subsurface soil	2 4 FT		Volatile Organics	Acetone	0.052	mg/kg		J	J	0.012	C05
WBG-255	WBG4191	10/19/2000	Grab	Subsurface soil	2 4 FT		Volatile Organics	Acetone	0.0049	mg/kg	J	J	J	0.012	P01
WBGso-190	WB0920	5/6/1998	Grab	Subsurface soil	2 4 FT		Volatile Organics	Acetone	0.012	mg/kg	U	U	U	0.012	
WBGso-191	WB0921	5/6/1998	Grab	Subsurface soil	2 4 FT		Volatile Organics	Acetone	0.012	mg/kg	U	U	U	0.012	
WBGso-190	WB0930	5/6/1998	Grab	Subsurface soil	4 6 FT		Volatile Organics	Acetone	0.012	mg/kg	U	U	U	0.012	
WBGso-192	WB0929	5/6/1998	Grab	Subsurface soil	4 6 FT		Volatile Organics	Acetone	0.012	mg/kg		U	U	0.012	F02,F07
WBG-210	WBG4042	10/30/2000	Grab	Subsurface soil	2 4 FT		Volatile Organics	Acetone	0.02	mg/kg	B	UJ	UJ	0.012	P01,F01,F07
WBG-199	WBG4008	10/21/2000	Grab	Subsurface soil	4 6 FT		Volatile Organics	Acetone	0.011	mg/kg	U	UJ	UJ	0.011	P01
WBG-210	WBG4042	10/30/2000	Grab	Subsurface soil	2 4 FT		Volatile Organics	Dimethylbenzene	0.026	mg/kg		J	J	0.0058	H04
WBGso-191	WB0921	5/6/1998	Grab	Subsurface soil	2 4 FT		Volatile Organics	Dimethylbenzene	0.0062	mg/kg	U	U	U	0.0062	
WBGso-192	WB0922	5/6/1998	Grab	Subsurface soil	2 4 FT		Volatile Organics	Dimethylbenzene	0.006	mg/kg	U	U	U	0.006	
WBGso-192	WB0929	5/6/1998	Grab	Subsurface soil	4 6 FT		Volatile Organics	Dimethylbenzene	0.006	mg/kg	U	U	U	0.006	
WBGso-190	WB0920	5/6/1998	Grab	Subsurface soil	2 4 FT		Volatile Organics	Dimethylbenzene	0.0059	mg/kg	U	U	U	0.0059	
WBGso-190	WB0930	5/6/1998	Grab	Subsurface soil	4 6 FT		Volatile Organics	Dimethylbenzene	0.0059	mg/kg	U	U	U	0.0059	
WBG-255	WBG4191	10/19/2000	Grab	Subsurface soil	2 4 FT		Volatile Organics	Dimethylbenzene	0.0058	mg/kg	U	U	U	0.0058	
WBG-199	WBG4008	10/21/2000	Grab	Subsurface soil	4 6 FT		Volatile Organics	Dimethylbenzene	0.0056	mg/kg	U	U	U	0.0056	
WBG-210	WBG4042	10/30/2000	Grab	Subsurface soil	2 4 FT		Volatile Organics	Ethylbenzene	0.021	mg/kg		J	J	0.0058	H04
WBGso-191	WB0921	5/6/1998	Grab	Subsurface soil	2 4 FT		Volatile Organics	Ethylbenzene	0.0062	mg/kg	U	U	U	0.0062	
WBGso-192	WB0922	5/6/1998	Grab	Subsurface soil	2 4 FT		Volatile Organics	Ethylbenzene	0.006	mg/kg	U	U	U	0.006	
WBGso-192	WB0929	5/6/1998	Grab	Subsurface soil	4 6 FT		Volatile Organics	Ethylbenzene	0.006	mg/kg	U	U	U	0.006	
WBGso-190	WB0920	5/6/1998	Grab	Subsurface soil	2 4 FT		Volatile Organics	Ethylbenzene	0.0059	mg/kg	U	U	U	0.0059	
WBGso-190	WB0930	5/6/1998	Grab	Subsurface soil	4 6 FT		Volatile Organics	Ethylbenzene	0.0059	mg/kg	U	U	U	0.0059	
WBG-255	WBG4191	10/19/2000	Grab	Subsurface soil	2 4 FT		Volatile Organics	Ethylbenzene	0.0058	mg/kg	U	U	U	0.0058	
WBG-199	WBG4008	10/21/2000	Grab	Subsurface soil	4 6 FT		Volatile Organics	Ethylbenzene	0.0056	mg/kg	U	U	U	0.0056	
WBG-255	WBG4191	10/19/2000	Grab	Subsurface soil	2 4 FT		Volatile Organics	Methylene chloride	0.0066	mg/kg		=	=	0.0058	
WBGso-191	WB0921	5/6/1998	Grab	Subsurface soil	2 4 FT		Volatile Organics	Methylene chloride	0.0062	mg/kg	U	U	U	0.0062	
WBGso-192	WB0922	5/6/1998	Grab	Subsurface soil	2 4 FT		Volatile Organics	Methylene chloride	0.006	mg/kg	U	U	U	0.006	
WBGso-192	WB0929	5/6/1998	Grab	Subsurface soil	4 6 FT		Volatile Organics	Methylene chloride	0.006	mg/kg	U	U	U	0.006	
WBGso-190	WB0920	5/6/1998	Grab	Subsurface soil	2 4 FT		Volatile Organics	Methylene chloride	0.0059	mg/kg	U	U	U	0.0059	
WBGso-190	WB0930	5/6/1998	Grab	Subsurface soil	4 6 FT		Volatile Organics	Methylene chloride	0.0059	mg/kg	U	U	U	0.0059	
WBG-199	WBG4008	10/21/2000	Grab	Subsurface soil	4 6 FT		Volatile Organics	Methylene chloride	0.0056	mg/kg	U	U	U	0.0056	
WBG-210	WBG4042	10/30/2000	Grab	Subsurface soil	2 4 FT		Volatile Organics	Methylene chloride	0.0058	mg/kg	J B	UJ	UJ	0.0058	P01,F01,F06
WBG-210	WBG4042	10/30/2000	Grab	Subsurface soil	2 4 FT		Volatile Organics	Toluene	0.011	mg/kg		=	=	0.0058	
WBGso-190	WB0920	5/6/1998	Grab	Subsurface soil	2 4 FT		Volatile Organics	Toluene	0.0027	mg/kg	J	J	J	0.0059	
WBGso-192	WB0922	5/6/1998	Grab	Subsurface soil	2 4 FT		Volatile Organics	Toluene	0.0025	mg/kg	J	J	J	0.006	
WBGso-190	WB0930	5/6/1998	Grab	Subsurface soil	4 6 FT		Volatile Organics	Toluene	0.0012	mg/kg	J	J	J	0.0059	
WBGso-191	WB0921	5/6/1998	Grab	Subsurface soil	2 4 FT		Volatile Organics	Toluene	0.00043	mg/kg	J	J	J	0.0062	
WBGso-192	WB0929	5/6/1998	Grab	Subsurface soil	4 6 FT		Volatile Organics	Toluene	0.006	mg/kg	U	U	U	0.006	
WBG-255	WBG4191	10/19/2000	Grab	Subsurface soil	2 4 FT		Volatile Organics	Toluene	0.0058	mg/kg	U	U	U	0.0058	
WBG-199	WBG4008	10/21/2000	Grab	Subsurface soil	4 6 FT		Volatile Organics	Toluene	0.0056	mg/kg	U	U	U	0.0056	

Appendix F

Sampling and Analysis Plan Addendum

Draft Sampling and Analysis Plan Addendum for Environmental Services at RVAAP-05 Winklepeck Burning Grounds

Version 1.0

Ravenna Army Ammunition Plant
Ravenna, Ohio

US Army Corps of Engineers ®
Louisville District

Prepared by:

US Army Corps of Engineers – Louisville District
600 Martin Luther King, Jr. Place
Louisville, Kentucky 40202

July 30, 2012

TABLE OF CONTENTS

LIST OF TABLES II
ACRONYMS AND ABBREVIATIONS III
1.0 PROJECT DESCRIPTION 1
2.0 PROJECT ORGANIZATION AND RESPONSIBILITY 2
3.0 SCOPE AND OBJECTIVES 3
4.0 FIELD ACTIVITIES 7
4.1 Soil Sampling Procedures 7
4.1.1 Surface Soil Sampling Procedures 7
4.1.2 Subsurface Soil Sampling Procedures 7
4.2 Sample Containers and Preservation Techniques 7
4.3 Field Quality Control Sampling Procedures 8
4.4 Decontamination Procedures 8
4.5 Site Survey 9
4.6 Munitions and Explosives of Concern 9
5.0 SAMPLE CHAIN OF CUSTODY/DOCUMENTATION 10
5.1 Field Logbook 10
5.2 Photographs 10
5.3 Sample Identification System 10
5.4 Sample Documentation 10
5.5 Documentation Procedures 10
5.6 Corrections to Documentation 10
5.7 Monthly Reports 10
5.8 Submittal of Information 10
6.0 SAMPLE PACKAGING AND SHIPPING REQUIREMENTS 11
7.0 INVESTIGATION DERIVED WASTE 12
8.0 CHEMICAL QUALITY CONTROL 13
9.0 DAILY CHEMICAL QUALITY CONTROL REPORTS 14
10.0 PERFORMANCE AND SYSTEM AUDITS 15
10.1 Field Variance System 15
10.2 Sample Collection and Field Measurements 15
11.0 PROJECT SCHEDULE 17
12.0 REFERENCES 18

LIST OF TABLES

Table 2.6 Proposed Sampling and Analysis

ACRONYMS AND ABBREVIATIONS

ADR	Automated Data Review
AOC	Area of Concern
ASTM	American Society of Testing Materials
CX	Center of Expertise
DoD	Department of Defense
DQO	Data Quality Objective
EDD	Electronic Data Deliverable
EPA	U.S. Environmental Protection Agency
FSAP	Facility-Wide Sampling and Analysis Plan
FSP	Field Sampling Plan
HTRW	Hazardous, Toxic, and Radioactive Waste
kg	kilogram
LCG	Louisville Chemistry Guideline
LCS	laboratory control sample
LOR	letters of receipt
MI	Multi-increment (sample)
MS/MD	matrix spike/matrix duplicate
MS/MSD	matrix spike/matrix spike duplicate
Ohio EPA	Ohio Environmental Protection Agency
OVM	organic vapor meter
PCBs	polychlorinated biphenyls
PID	photoionization detector
QA	quality assurance
QAPP	Quality Assurance Project Plan
QC	quality control
QSM	Quality Systems Manual
RVAAP	Ravenna Army Ammunition Plant
SAIC	Science Applications International Corporation
SOPs	standard operating procedures
SVOCs	semivolatile organic compounds
TAL	Target Analyte List
TBD	to be determined
USACE	U.S. Army Corps of Engineers
VOCs	volatile organic compounds

1.0 PROJECT DESCRIPTION

Soil sampling and analysis will be completed to fill data gaps in defining the extent of contamination at the RVAAP-05 Winklepeck Burning Grounds (WBG) Area of Concern (AOC). These data gaps were determined using the Land Use Control Assessment Process in the main text of the work plan which proposed sample locations, depth intervals, and analysis. The results of the proposed additional sampling will be evaluated to determine if further sampling is required to bound the extent of contamination. Multiple rounds of sampling may be conducted to fully define the extent of contamination.

2.0 PROJECT ORGANIZATION AND RESPONSIBILITY

The project specific organization and responsibilities are similar to those shown in the Facility-Wide Sampling and Analysis Plan for Environmental Investigations (FWSAP) (SAIC, 2011); however, this project is being completed primarily in-house by the US Army Corps of Engineers, therefore much of the Contractor language will not apply. The key positions listed in the Project Organization and Responsibilities are shown below with the USACE of Contractor Personnel acting in these positions.

Program Manager	Glen Beckham
Project Manager	Derek Kinder
QA/QC Control Officer	Nat Peters
Health and Safety Officer	Jerry Simms
Laboratory QA/QC Manager	Pat Letterer – CT Laboratories
Laboratory Coordinator	Kathy Krantz
Field Operations Manager	Derek Kinder
Field Personnel	Multiple Including Engineers, Scientists, UXO Support
Contractor Field Personnel	Drillers for Direct Push Rig, and others for management and disposal of IDW.

3.0 SCOPE AND OBJECTIVES

The Scope and Objectives are discussed in the main text of the work plan. The objective of the sampling and analysis is to bound contamination horizontally and vertically at the site. The scope of the sampling and analysis is to complete surface and subsurface sampling and analysis to fill data gaps in defining the extent of contamination at the WBG AOC. After results from the proposed sampling locations are received and evaluated, additional sampling may be conducted to further define the extent of contamination. If after the first sampling event an exceedance is not bound horizontally, a sample will be collected further away from the exceedance location than the original proposed sample location. If after the first sampling event an exceedance is not bound vertically, than a sample will be collected in the same location or near the sample at deeper depth intervals. Table 2.6 Proposed Sampling and Analysis from the report is shown here for reference.

Table 2.6 Proposed Sampling and Analysis

				Proposed Sample Analysis from Data Gap Analysis											For Full Suite Requirement						
Pad	Station	Depth Interval (ft)	Sample ID	Cr VI	Lead	Antimony	Barium	2-Amino-4,6-DNT	2,4,6-TNT	RDX	Benzo(a)pyrene	Benz(a)anthracene	Indeno(1,2,3-cd)pyrene	Benzo(b)fluoranthene	Explosives	Propellants	TAL Metals (including Cr VI and Hg)	SVOC	PCB	Pesticides	VOC
Pad 37	WBG-415	0-2	WBGss-415-0001-SO	x																	
		2-4	WBGsb-415-0002-SO	x																	
Pad 38	WBG-416	0-2	WBGss-416-0001-SO	x																	
		2-4	WBGsb-416-0002-SO	x																	
4301	WBG-417	0-2	WBGss-417-0001-SO		x	x															
		2-4	WBGsb-417-0002-SO		x	x															
Pad 58	WBG-418	0-2	WBGss-418-0001-SO	x				x	x												
		2-4	WBGsb-418-0002-SO	x	x			x	x						x	x	x	x	x	x	x
	Blind Dup (QC)	2-4	WBGsb-418-0006-SO												x	x	x				
	Field Dup (QA)	2-4	WBGsb-418-0007-SO												x	x	x				
		4-6	WBGsb-418-0003-SO		x			x	x												
		6-8	WBGsb-418-0004-SO		x				x												
		8-10	WBGsb-418-0005-SO		x																
Pad 61/61 A	WBG-419	0-2	WBGss-419-0001-SO				x				x				x	x	x	x	x	x	x
	Blind Dup (QC)	0-2	WBGss-419-0004-SO															x			
	Field Dup (QA)	0-2	WBGss-419-0005-SO															x			
		2-4	WBGsb-419-0002-SO				x				x										
		4-6	WBGsb-419-0003-SO				x														
Pad 58	WBG-420	0-2	WBGss-420-0001-SO	x																	
		2-4	WBGsb-420-0002-SO	x																	
Pad 58	WBG-421	0-2	WBGss-421-0001-SO	x				x	x												
		2-4	WBGsb-421-0002-SO	x	x			x	x						x	x	x	x	x	x	x
		4-6	WBGsb-421-0003-SO		x			x	x												
		6-8	WBGsb-421-0004-SO		x				x												
		8-10	WBGsb-4121-0005-SO		x																
Pad 59	WBG-422	0-2	WBGss-422-0001-SO	x					x												
		2-4	WBGsb-422-0002-SO	x					x												
		4-6	WBGsb-422-0003-SO						x												
		6-8	WBGsb-422-0004-SO						x												
Pad 61/61 A	WBG-423	2-4	WBGsb-423-0001-SO								x										
		4-6	WBGsb-423-0002-SO								x										

				Proposed Sample Analysis from Data Gap Analysis											For Full Suite Requirement						
Pad	Station	Depth Interval (ft)	Sample ID	Cr VI	Lead	Antimony	Barium	2-Amino-4,6-DNT	2,4,6-TNT	RDX	Benzo(a)pyrene	Benz(a)anthracene	Indeno(1,2,3-cd)pyrene	Benzo(b)fluoranthene	Explosives	Propellants	TAL Metals (including Cr VI and Hg)	SVOC	PCB	Pesticides	VOC
Pad 61/61 A	WBG-424	0-2	WBGss-424-0001-SO								x										
		2-4	WBGsb-424-0002-SO								x										
Pad 61/61 A	WBG-425	0-2	WBGss-425-0001-SO								x										
		2-4	WBGsb-425-0002-SO								x										
Pad 61/61 A	WBG-426	0-2	WBGss-426-0001-SO								x										
		2-4	WBGsb-426-0002-SO								x										
Pad 62	WBG-427	0-2	WBGss-427-0001-SO						x	x											
		2-4	WBGsb-427-0002-SO						x	x											
Pad 66	WBG-428	0-2	WBGss-428-0001-SO						x	x											
		2-4	WBGsb-428-0002-SO						x	x	x	x	x	x							
		4-6	WBGsb-428-0003-SO						x	x	x	x	x	x	x	x	x	x	x	x	x
	Blind Dup (QC)	4-6	WBGsb-428-0005-SO												x			x			
	Field Dup (QA)	4-6	WBGsb-428-0006-SO												x			x			
		6-8	WBGsb-428-0004-SO																		
Pad 66	WBG-429	0-2	WBGss-429-0001-SO						x												
		2-4	WBGsb-429-0002-SO						x												
		4-6	WBGsb-429-0003-SO						x												
Pad 67	WBG-430	0-2	WBGss-430-0001-SO						x	x											
		2-4	WBGsb-430-0002-SO						x	x											
		4-6	WBGsb-430-0003-SO						x	x											
		6-8	WBGsb-430-0004-SO						x	x					x	x	x	x	x	x	x
	Blind Dup (QC)	6-8	WBGsb-430-0007-SO												x						
	Field Dup (QA)	6-8	WBGsb-430-0008-SO												x						
		8-10	WBGsb-430-0005-SO						x	x											
		10-12	WBGsb-430-0006-SO						x	x											
Pad 67	WBG-431	0-2	WBGss-431-0001-SO						x	x											
		2-4	WBGsb-431-0002-SO						x	x											
		4-6	WBGsb-431-0003-SO						x	x											
		6-8	WBGsb-431-0004-SO						x	x											
		8-10	WBGsb-431-0005-SO						x	x					x	x	x	x	x	x	x
		10-12	WBGsb-431-0006-SO						x	x											
Pad 67	WBG-432	2-4	WBGsb-432-0001-SO	x																	

				Proposed Sample Analysis from Data Gap Analysis											For Full Suite Requirement						
Pad	Station	Depth Interval (ft)	Sample ID	Cr VI	Lead	Antimony	Barium	2-Amino-4,6-DNT	2,4,6-TNT	RDX	Benzo(a)pyrene	Benz(a)anthracene	Indeno(1,2,3-cd)pyrene	Benzo(b)fluoranthene	Explosives	Propellants	TAL Metals (including Cr VI and Hg)	SVOC	PCB	Pesticides	VOC
		4-6	WBGsb-432-0002-SO	x																	
		10-12	WBGsb-432-0003-SO						x	x					x	x	x	x	x	x	x
	Blind Dup (QC)	10-12	WBGsb-432-0005-SO												x						
	Field Dup (QA)	10-12	WBGsb-432-0006-SO												x						
		12-14	WBGsb-432-0004-SO						x	x											
Pad 67	WBG-433	6-8	WBGsb-433-0001-SO						x	x											
		8-10	WBGsb-433-0002-SO						x	x											
		10-12	WBGsb-433-0003-SO						x	x											
Pad 67	WBG-434	0-2	WBGss-434-0001-SO						x	x											
		2-4	WBGsb-434-0002-SO						x	x											
		4-6	WBGsb-434-0003-SO						x	x											
		6-8	WBGsb-434-0004-SO						x	x					x	x	x	x	x	x	x
	Blind Dup (QC)	6-8	WBGsb-434-0007-SO												x						
	Field Dup (QA)	6-8	WBGsb-434-0008-SO												x						
		8-10	WBGsb-434-0005-SO						x	x											
		10-12	WBGsb-434-0006-SO						x	x											
Pad 67	WBG-435	0-1	WBGss-435-0001-SO				x														
Pad 68	WBG-436	0-2	WBGss-436-0001-SO				x														
		2-4	WBGsb-436-0002-SO				x														
		4-6	WBGsb-436-0003-SO				x														
Pad 68	WBG-437	0-2	WBGss-437-0001-SO	x																	
		2-4	WBGsb-437-0002-SO	x																	
	MS/MSD																				

4.0 FIELD ACTIVITIES

All field activities and sampling procedures will be accomplished in accordance with Section 5.0 of the FWSAP. Where changes or unique elements not addressed in the FWSAP have been identified, they are provided here. Field instruments (e.g. photoionization detector, flame ionization detector and X-ray fluorescence) will not be used for the measurement of chemical concentrations or biased sample collection during the implementation of this SAP, unless it is determined that chemical concentration measurements are needed for the protection of workers' health and safety.

4.1 Soil Sampling Procedures

The following sections summarize the sampling procedures for various media during the implementation of the field program.

4.1.1 Surface Soil Sampling Procedures

Surface soil samples will be collected using discrete sample methods during the implementation of this SAP. Discrete soil samples will be collected from 0 to 1 or 0 to 2 ft bgs by means of hydraulic direct-push samplers (e.g., Geoprobe®) or by advancing a slotted 7/8" diameter soil probe into the soil and extracting the sample. Geoprobe® surface soil samples will be collected in accordance with the hydraulic direct-push method described in Section 5.5.2.5.3 of the FWSAP. Approximately equal masses of soil collected from 0 to 1 ft bgs will be representative of the entire depth range by taking multiple sub-core aliquots (plugs of soil) equally spaced along the one-foot sample.

If surface soil samples are collected using the soil probe, multiple borings may be advanced at each sample location, if necessary, to obtain a sufficient sample volume.

4.1.2 Subsurface Soil Sampling Procedures

Subsurface soil samples will be collected by means of hydraulic direct-push samplers (e.g., Geoprobe®). Approximately equal masses of soil will be collected from a specified depth range in each boring and placed into appropriate containers for shipment to an analytical laboratory where the laboratory shall prepare the material prior to analysis. Equal masses of soil collected from the specified depth ranges will be representative of the entire depth range by taking multiple sub-core aliquots (plugs of soil) equally spaced along the specified sample depth range. The procedures for hydraulic direct-push sampling are discussed in Section 5.5.2.5.3 of the FWSAP.

For each soil boring, geotechnical logging including field estimates of soil classification will be performed in accordance with Section 5.4.2.4.1.1 of the FWSAP. All subsurface boreholes advanced during implementation of this SAP will be backfilled with bentonite chips at the completion of the sampling activities as described in Section 5.5.2.9 of the FWSAP.

4.2 Sample Containers and Preservation Techniques

Sample container and preservation technique requirements will follow those presented in Section 5.0 of the Facility-Wide Quality Assurance Project Plan for Environmental Investigations (FWQAPP) (SAIC, 2011b).

4.3 Field Quality Control Sampling Procedures

QA/QC samples will be collected in accordance with Section 5.4.7 of the FWSAP during the implementation of this SAP. QC duplicate samples will be collected at a frequency of 10% (1 per 10 environmental samples) for each medium (surface soil and subsurface soil). Matrix spike/matrix spike duplicate samples will be collected at a rate of 5% (1 per 20) of the total samples per medium. QA split samples will be submitted to a different laboratory than regular and duplicate samples for independent analyses. For discrete surface soil samples, QA/QC samples will be collected from the same discrete location as the primary sample. QA and QC subsurface soil samples will be collected by taking the same number of sub-core aliquots in the same manner as but from different points than the primary sample within the specified depth interval. One rinsate blank will be collected for surface soil sampling equipment per field cycle. Trip blanks are not included as part of the QA/QC samples in this SAP as no aqueous field samples will be collected for VOC analysis. A Contractor will provide potable water for use in decontamination and field investigation processes which has been analyzed for the parameters of interest and approved prior to commencement of the field work; therefore, no potable water source blanks will be collected during field activities. No field blanks will be collected during field activities as potential contaminant sources unrelated to the specific sources being investigated are not expected to be present in the field. Sections 5.6.2.8 and 5.5.2.7 of the FWSAP summarize the QA/QC sampling requirements for surface soil and subsurface soil, respectively.

4.4 Decontamination Procedures

The decontamination procedure for drilling equipment is as follows:

1. Remove caked soil material from the exterior of the macro-core sampler using a rod and/or brush.
2. Steam clean the equipment interior and exterior with approved water and/or use a brush where steam cleaning is not sufficient or available to remove all soil material.
3. Rinse thoroughly with approved potable water.
4. Allow equipment to air dry as long as possible.
5. Place equipment on clean plastic if it will be used immediately or wrap in plastic to prevent contamination if storage is required.

Non-dedicated equipment used for surface soil and subsurface soil sampling shall be decontaminated as described in Sections 5.5.2.8 and 5.6.2.9 of the FWSAP with the exception that acid and/or solvent rinses will not be included. Ohio EPA Division of Response and Revitalization (DERR) issued a procedure update to Field Standard Operating Procedures Section 1.6 Sampling Equipment Decontamination (March 8, 2011) indicating solvents and acids should not be used for equipment decontamination. The decontamination procedure for sampling equipment will be as follows:

1. Remove excess soil contamination from the equipment.
2. Disassemble the equipment if necessary for proper decontamination.
3. Wash the equipment with ASTM Type II or distilled water and non-phosphate detergent.
4. Rinse equipment second time with ASTM Type II or distilled water.
5. Dry the equipment with a clean cloth or paper towel.
6. If the equipment is not be used immediately, wrap in aluminum foil or another protective covering.

All non-dedicated equipment will be decontaminated at the completion of sampling activities at each sampling location, with the exception of subsurface equipment, which will be decontaminated after each use during borehole interval sampling. A final decontamination inspection of any equipment leaving RVAAP at the end of field activities will be conducted to ensure proper decontamination.

4.5 Site Survey

Following sampling activities, the horizontal coordinates of all sampling locations will be surveyed. For discrete soil sampling stations, the ground elevation will be surveyed at the point of collection. All locations will be conveyed in Ohio State Plane Coordinates (NAD83). The vertical datum for all elevations will be 1929 National Geodetic Vertical Datum. All coordinates and elevations will be recorded on the boring logs upon receipt of quality assured survey results. In addition, electronic results will be provided.

4.6 Munitions and Explosives of Concern

Munitions and Explosives of Concern (MEC) avoidance protocols will be followed as outlined in Sections 3.0 and 10.16 of the Facility-Wide Site Health and Safety Plan (FWSHP), (SAIC 2011c) and as detailed in Appendix G.

5.0 SAMPLE CHAIN OF CUSTODY/DOCUMENTATION

5.1 Field Logbook

All field logbook information will follow structures identified in Section 6.1 of the FWSAP.

5.2 Photographs

Information regarding the documentation of photographs during AOC-specific investigations is presented in Section 5.4.2.4.2 of the FWSAP. Representative photographs will be taken of the investigative measures during the fieldwork and of any significant observations that are made during the field effort. Photographs will be suitable for presentation in a public forum, as well as for documenting scientific information. Attempts will be made when taking photographs to document sampling points to include two or more permanent reference points to facilitate relocating.

5.3 Sample Identification System

The sample identification system that will be used to identify samples collected during the implementation of this SAP is shown in Figure 5-1 and outlined in Sections 6.3 and 6.4 of the FWSAP.

5.4 Sample Documentation

All sample label, logbook, field record, and field form information will follow structures identified in Chapter 6.0 of the FWSAP.

5.5 Documentation Procedures

Documentation and tracking of samples and field information will follow the series of steps identified in Section 6.5 of the FWSAP.

5.6 Corrections to Documentation

Any corrections to documentation will follow guidance established in Section 6.6 of the FWSAP.

5.7 Monthly Reports

Monthly reports will be submitted during implementation of field investigations. This monthly report will be submitted on the 10th day of each month to Ohio EPA. The content of the reports will have content similar to that specified in Section 6.7 of the FWSAP.

5.8 Submittal of Information

All information including, but not limited to, sample numbers, collection date and time, and borehole depths will be submitted in electronic format for entry into REIMS per procedures outlined in Section 10.3 of the FWQAPP.

6.0 SAMPLE PACKAGING AND SHIPPING REQUIREMENTS

Sample packaging and shipping shall generally follow Chapter 7.0 of the FWSAP.

7.0 INVESTIGATION DERIVED WASTE

All investigation-derived waste (IDW), including soil cuttings, residual sample material, personal protective equipment (PPE), disposable sampling equipment, and decontamination fluids, will be properly handled, labeled, characterized, and managed in accordance with Section 8.0 of the FWSAP. At the conclusion of field activities for the project, a letter report will be submitted to Ohio EPA and RVAAP Facility Manager documenting the characterization and classification of the wastes. Upon approval of the IDW classification report, all solid and liquid IDW will be removed from the site and disposed by a licensed waste disposal contractor. All shipments of IDW off-site will be coordinated through the RVAAP Facility Manager.

8.0 CHEMICAL QUALITY CONTROL

The chemical quality control CQC program will consist of three phases as outlined in Section 9.0 of the FWSAP.

9.0 DAILY CHEMICAL QUALITY CONTROL REPORTS

During the field activities performed for the site-specific investigations, daily chemical quality control reports (DCQCRs) shall be prepared, signed, and dated by the Army CQC representative. The contents of each DCQCR include, but are not limited to, a summary of activities performed at the site, weather information, results of field measurements, results of field instrument calibrations, departures from the approved FWSAP and/or investigation-specific SAP, problems encountered during field activities, and any instructions received from government personnel. Any deviations that may affect the project DQOs will be immediately conveyed to the U.S. Army Project Manager. Attachments described in Section 10.0 of the FWSAP will be included with each weekly DCQCR submittal to the U.S. Army Project Manager.

.

10.0 PERFORMANCE AND SYSTEM AUDITS

10.1 Field Variance System

Variances from the operating procedures and approved investigation-specific addenda will be documented on a field change request (FCR) form or a nonconformance report (NCR) form as described in Section 11.0 of the FWSAP. If, during the investigation, changes necessary to meet the objectives of the investigation are identified, the Field Operations Manager will contact the U.S. Army Project Manager and Ohio EPA to initiate the FCR and obtain proper approval for recommended changes.

10.2 Sample Collection and Field Measurements

Corrective actions will be implemented in the event that a discrepancy is discovered by field personnel, laboratory personnel, and/or during a field or desk audit. The initial responsibility for monitoring the quality of field activities and measurements lies with the field personnel. Field personnel are responsible for following QA procedures while the Army CQC is responsible for verifying these procedures are being followed. This verification requires that the Army CQC representative assess the correctness of the field methods and the ability of the field team to meet the QA objectives and to make a subjective assessment of the impact that a procedure has on the field objective and resulting data quality.

If a field problem occurs that might jeopardize the integrity of the project, cause a QA objective not to be met, or affect data quality, the first action taken will be an assessment of the severity of the problem by the Army CQC representative. If the problem is determined to be minor, the Army CQC representative will initiate an appropriate corrective action, which will be recorded in the field logbook. If the problem is determined to be significant or subject to reoccurrence, the Army CQC representative will initiate an NCR that will be submitted to the QA/QC Officer. An example of the NCR is illustrated in Figure 11-2 (Section 11.0 of the FWSAP). The QA/QC Officer will then propose and implement an appropriate corrective action as documented on the NCR.

The QA/QC Officer is responsible for ensuring that corrective actions for nonconformances are initiated by:

- Evaluating all reported nonconformances;
- Controlling additional work on nonconforming items;
- Determining disposition or action to be taken;
- Maintaining a log of nonconformances;
- Reviewing NCRs and corrective actions taken; and
- Ensuring that NCRs are included in the project evidence file.

If appropriate, the Army CQC representative or QA/QC Officer will ensure that no additional work that depends on the nonconforming activity is performed until corrective actions are implemented and the nonconforming activity is corrected. Corrective actions for field measurements may include the following:

- Repeat measurement to check errors;

- Check proper instrument adjustments for ambient conditions such as temperature;
- Check battery charge and connections;
- Check instrument calibration and recalibrate as necessary;
- Replace instrument or measurement devices; and
- Stop work (if necessary).

11.0 PROJECT SCHEDULE

Field sampling will begin as soon as possible once the report and plans are approved Final by stakeholders. Sampling at the locations proposed in the report is scheduled to be completed in one work week. Once laboratory analytical results are received, the data will be immediately evaluated to determine if additional sampling is required. The additional sampling is scheduled to be completed in one work week as well.

12.0 REFERENCES

Science Applications International Corporation (SAIC), 2011. *Final Facility-Wide Sampling and Analysis Plan for Environmental Investigations at the Ravenna Army Ammunition Plant, Ravenna, Ohio*. February 2011.

Appendix G

Quality Assurance Project Plan Addendum

Draft Quality Assurance Project Plan Addendum for Environmental Services at RVAAP-05 Winklepeck Burning Grounds

Version 1.0

Ravenna Army Ammunition Plant
Ravenna, Ohio

US Army Corps of Engineers ®
Louisville District

Prepared by:

US Army Corps of Engineers – Louisville District
600 Martin Luther King, Jr. Place
Louisville, Kentucky 40202

July 30, 2012

TABLE OF CONTENTS

LIST OF TABLES II
ACRONYMS AND ABBREVIATIONS III
1.0 PROJECT DESCRIPTION 1
1.1 Site History / Background Information 1
1.2 Past Data Collection Activity / Current Status 1
1.3 Project Objectives and Scope 1
1.4 Sample Network Design and Rationale 1
1.5 Parameters to be Tested and Frequency 1
1.6 Project Schedule 2
2.0 PROJECT ORGANIZATION AND RESPONSIBILITY 6
3.0 QUALITY ASSURANCE OBJECTIVES FOR MEASUREMENT DATA 7
3.1 Data Quality Objectives 7
3.2 Level of Quality Control Effort 7
3.3 Accuracy, Precision, and Sensitivity of Analysis 7
3.4 Completeness, Representativeness, and Comparability 7
4.0 SAMPLING PROCEDURES 8
5.0 SAMPLE CUSTODY 10
6.0 CALIBRATION PROCEDURES AND FREQUENCY 11
6.1 Field Instruments/Equipment 11
6.2 Laboratory Instruments 11
7.0 ANALYTICAL PROCEDURES 12
7.1 Laboratory Analysis 12
7.2 Field Screening Analytical Protocols 12
8.0 INTERNAL QUALITY CONTROL CHECK 13
8.1 Field Sample Collection 13
8.2 Field Measurement 13
8.3 Sample Processing 13
8.4 Laboratory Analysis 13
9.0 DATA REDUCTION, VALIDATION, AND REPORTING 14
9.1 Data Reduction 14
9.2 Data Verification/Validation 14
9.3 Data Quality Assessment 14
10.0 PERFORMANCE AND SYSTEM AUDITS 15
10.1 Field Audits 15
10.2 Laboratory Audits 15
11.0 PREVENTATIVE MAINTENANCE PROCEDURES 16
12.0 SPECIFIC ROUTINE PROCEDURES TO ASSESS DATA PRECISION, ACCURACY, AND COMPLETENESS 17

13.0 CORRECTIVE ACTIONS 18
14.0 QA REPORTS..... 19
15.0 REFERENCES..... 20

LIST OF TABLES

TABLE 1-1. Sampling and Analytical Requirements. 3

TABLE 4-1. Container Requirements for Soil Samples..... 9

ACRONYMS AND ABBREVIATIONS

ADR	Automated Data Review
AOC	Area of Concern
ASTM	American Society of Testing Materials
CX	Center of Expertise
DoD	Department of Defense
DQO	Data Quality Objective
EDD	Electronic Data Deliverable
EPA	U.S. Environmental Protection Agency
FSAP	Facility-Wide Sampling and Analysis Plan
FSP	Field Sampling Plan
HTRW	Hazardous, Toxic, and Radioactive Waste
kg	kilogram
LCG	Louisville Chemistry Guideline
LCS	laboratory control sample
LOR	letters of receipt
MI	Multi-increment (sample)
MS/MD	matrix spike/matrix duplicate
MS/MSD	matrix spike/matrix spike duplicate
Ohio EPA	Ohio Environmental Protection Agency
OVM	organic vapor meter
PCBs	polychlorinated biphenyls
PID	photoionization detector
QA	quality assurance
QAPP	Quality Assurance Project Plan
QC	quality control
QSM	Quality Systems Manual
RVAAP	Ravenna Army Ammunition Plant
SAIC	Science Applications International Corporation
SOPs	standard operating procedures
SVOCs	semivolatile organic compounds
TAL	Target Analyte List
TBD	to be determined
USACE	U.S. Army Corps of Engineers
VOCs	volatile organic compounds

1.0 PROJECT DESCRIPTION

This *Quality Assurance Project Plan (QAPP) Addendum*; hereafter, referred to as the *QAPP Addendum*, has been prepared by the U.S. Army Corps of Engineers – Louisville District in accordance with the *Project Order 24* and addresses supplemental project-specific information in relation to the final *Facility-Wide QAPP for Environmental Investigations* at the Ravenna Army Ammunition Plant (RVAAP) (SAIC, 2011). The supplemental project-specific information provided in this *QAPP Addendum* is applicable for environmental investigation activities to be conducted at the Winklepeck Burning Grounds (WBG). Each section in this *QAPP Addendum* is presented documenting adherence to the *Facility-Wide QAPP* or stipulating project-specific requirements.

Primary analytical direction for these projects will be obtained from the identified U.S. Environmental Protection Agency (EPA) publication SW-846, *Test Methods for Evaluating Solid Waste, Physical/Chemical Methods* (EPA, 2007); the Department of Defense's *DoD Quality Systems Manual for Environmental Laboratories* (*QSM*), Version 4.2 (DoD, 2010); and the Louisville District's *Quality Systems Manual Supplement* (USACE 2007).

1.1 Site History / Background Information

This information is contained in Section 1.0 of the *Field Sampling Plan (FSP) Addendum*. Area of concern (AOC)-specific background and history information in Section 1.3 of the work plan.

1.2 Past Data Collection Activity / Current Status

This information is provided Sections 1.3 of the work plan.

1.3 Project Objectives and Scope

This information is contained in Section 3 of the *FSP Addendum* and Section 1.0 of the work plan.

1.4 Sample Network Design and Rationale

General information regarding the sample network design and rationale is provided in Section 2.2 of the work plan.

1.5 Parameters to be Tested and Frequency

Sample matrix types, analytical parameters, and analytical methods are discussed in Section 3.0 of the *FSP Addendum*. These sampling and analysis requirements are summarized in **Table 1-1** of this *QAPP Addendum*, in conjunction with anticipated sample numbers, quality assurance (QA) sample frequencies, and field quality control (QC) sample frequencies.

Based upon historical information, sample location, and data quality objectives, samples will be analyzed for one or more of the following target analytes: 2,4,6-trinitrotoluene (TNT), hexahydro-1,3,5-trinitro-1,3,5-triazine (RDX), 2-amino-4,6-dinitrotoluene (2-amino-4,6-DNT), antimony, barium, lead, hexavalent chromium (CrVI), benzo(a)pyrene, benzo(a)anthracene, benzo(b)fluoranthene, and indeno(1,2,3-cd)pyrene. Ten percent of the samples are required to be analyzed for "full suite" parameters defined as Target Analyte List (TAL) metals, explosives (including nitroglycerin), propellants (nitroguanidine and nitrocellulose), semi-volatile organic compounds (SVOCs), volatile organic compounds (VOCs), pesticides, and polychlorinated biphenyls (PCBs).

1.6 Project Schedule

The project schedule is discussed in Section 11.0 of the *FSP Addendum*.

TABLE 1-1. Sampling and Analytical Requirements.

Parameter	Methods	Field Samples [a]			MS/MSD Pairs	Field Duplicate Samples [b]	Methanol Blanks	Site Source Water [c]	Rinsates [d]	Total Samples	USACE QA Split Samples [e]
		Discrete	Composite	Total							
Soil - Full Suite Analyses											
Metal (TAL)	SW-846, 6010B/6010A/7471B	NA	8	8	1	2	NA	0	0	10	2
Explosives	SW-846, 8330B	NA	8	8	1	5	NA	0	0	14	5
Nitroguanidine	SW-846, 8330A/8332 Mod.	NA	8	8	1	1	NA	0	0	10	1
Nitrocellulose	SW-846, 9056A/EPA 353.2 Mod.	NA	8	8	1	1	NA	0	0	10	1
Nitroglycerin	SW-846, 8332/8330 Mod.	NA	8	8	1	5	NA	0	0	14	5
VOCs	SW-846, 8260B/5035B	8	NA	8	1	0	$\geq$1	0	0	10	0
SVOCs	SW-846, 8270C/3540C/3541	NA	8	8	1	2	NA	0	0	11	2
Pesticides	SW-846, 8081A/3550B	NA	8	8	1	0	NA	0	0	9	0
PCBs	SW-846, 8082A/3540C	NA	8	8	1	0	NA	0	0	9	0

TABLE 1-1. cont.

Parameter	Methods	Field Samples [a]			MS/MSD Pairs	Field Duplicate Samples [b]	Methanol Blanks	Site Source Water [c]	Rinsates [d]	Total Samples	USACE QA Split Samples [e]
		Discrete	Composite	Total							
Soil -Select Analyses											
Metals	SW-846, 6010B/6010A/7471B	NA					NA				
antimony			6	6	0	0		0	0	6	0
barium			7	7	0	0		0	0	7	0
lead			10	10	0	0		0	0	10	0
Hexavalent Chromium	SW-846, 7196	NA	16	16	1	1	NA	0	0	18	1
Explosives	SW-846, 8330B	NA					NA				
TNT			43	43	2	0		0	0	45	0
RDX			28	28	1	0		0	0	29	0
2-amino-4,6-DNT			6	6	0	0		0	0	6	0
PAHs	SW-846, 8270C/3540C/3541	NA					NA				
benzo(a)pyrene			12	12	0	0		0	0	12	0
benzo(a)anthracene			2	2	0	0		0	0	2	0
benzo(b)fluoranthene			2	2	0	0		0	0	2	0
indeno(1,2,3-cd)pyrene			2	2	0	0		0	0	2	0

NOTES:

[a] *Matrix spike/matrix spike duplicate (MS/MSD) and matrix spike/matrix duplicate (MS/MD; for metals) samples will be collected at a rate of 5% (1 per 20) of total samples per media. Full suite samples will be collected at a frequency of 10% according to the FSP Addendum.*

[b] *Duplicate samples are collected at a frequency of 10% per AOC; therefore, the total number of duplicate samples is greater than 10% of the total samples.*

[c] *Source waters will be collected from the potable water source and from the ASTM (de-ionized) water supply lot for the project.*

[d] *One rinsate sample will be collected per field cycle for soil samples. The number of rinsate samples included in this table is an estimate only and is subject to change.*

[e] *QA Split Samples will be collected at a rate of 10% and analyzed by USACE and the Ohio EPA in coordination with Shaw.*

[f] *EPA 353.2 is a previously accepted method for nitrocellulose, but it is not listed in the Facility-Wide QAPP. The method meets the project quantitation levels in Table 3-7 of the Facility-Wide QAPP. Nitrocellulose does not have a facility-wide draft cleanup goal (SAIC, 2008) due to the absence of toxicity data; therefore, there are no levels to consider other than the project quantitation levels.*

AOC = Area of Concern
2-amino-4,6-DNT = 2-amino-4,6-dinitrotoluene
ASTM = American Society of Testing Materials
2,4-DNT = 2,4-dinitrotoluene
FSP = Field Sampling Plan
MS/MD = matrix spike/matrix duplicate
MS/MSD = matrix spike/matrix spike duplicate
NA = not applicable
Ohio EPA = Ohio Environmental Protection Agency
PCBs = polychlorinated biphenyls
QA = Quality Assurance
QAPP = Quality Assurance Project Plan
RDX = hexahydro-1,3,5-trinitro-1,3,5-triazine
SVOCs = Semivolatile Organic Compounds
TAL = Target Analyte List
TBD = To Be Determined
TNT = 2,4,6-trinitrotoluene
USACE = U.S. Army Corps of Engineers
VOCs = Volatile Organic Compounds

2.0 PROJECT ORGANIZATION AND RESPONSIBILITY

The functional project organization and responsibilities are described in Section 2.0 of the *Final Facility-Wide Sampling and Analysis Plan for Environmental Investigations at the Ravenna Army Ammunition Plant, Ravenna, Ohio* (*FSAP*) (SAIC, 2011). Project organization for the implementation of this *QAPP Addendum* is identified in Section 2.0 of the *FSP Addendum*.

The selected laboratories are accredited by the DoD Environmental Laboratory Accreditation Program (ELAP) to perform analytical services for DoD. Analytical support for this work has been assigned to:

Primary Laboratory
CT Laboratories
1230 Lange Ct.
Baraboo, WI 53913-3109

POC: Pat Letterer
Phone: 608-356-2760

QA Laboratory
Microbac Laboratories
101 Bellevue Rd. STE 301
Pittsburg. PA 15229-2132

POC: Tae Parrish
Phone: 800-373-4077

Data review services has been assigned to:

MEC^{x}, LP
12269 East Vassar Drive
Aurora, Colorado 80014

POC: Patti Meeks
Phone: 303-332-5761

3.0 QUALITY ASSURANCE OBJECTIVES FOR MEASUREMENT DATA

3.1 Data Quality Objectives

Data Quality Objectives (DQO) for this investigation will follow Table 4-1 in the *Facility-Wide QAPP*. All QC parameters stated in the specific EPA SW-846 methods will be adhered to for each chemical listed. The SW-846 methods referenced in the *Facility-Wide QAPP* have been revised to the *Final Update IV* methods (EPA, 2008). Laboratories are required to comply with all methods as written; recommendations are considered requirements. Concurrence with the *QSM* (DoD, 2009), and the USACE, Louisville District's QSM Supplement (LS) (USACE 2007) is expected.

The contract laboratory will deliver an electronic data deliverable (EDD) that is automated data review (ADR) compatible. The contract laboratory must identify variances to the established library prior to any analysis being performed. No variances to the *QSM* and the *LS* are anticipated. EDDs with errors will not be accepted.

3.2 Level of Quality Control Effort

QC efforts will follow Section 4.2 of the *Facility-Wide QAPP*. Field QC measurements will include field source water blanks, rinsate blanks, trip blanks and field duplicate samples. Laboratory QC measurements will include method blanks, laboratory control samples (LCSs), method reporting level (MRL), laboratory duplicates, and matrix spike/matrix spike duplicate (MS/MSD) samples or matrix spike/matrix duplicate (MS/MD) samples for metals. The MRL will be analyzed at the beginning and the end of the analytical sequence.

3.3 Accuracy, Precision, and Sensitivity of Analysis

The fundamental QA objectives for accuracy, precision, and sensitivity of laboratory analytical data are the QC acceptance criteria of the analytical protocols. The accuracy and precision goals required for the specified analytical parameters are identified in Section 4.3 and Tables 4-1 and 4-2 of the *Facility-Wide QAPP*. These goals are consistent with the analytical requirements of the DoD QSM. Quality objectives related to individual method QC protocol will also follow requirements given in the *QSM* and the *LS*. The sensitivities expected for the required analyses are identified in Tables 4-3 through 4-9 as project reporting levels

Laboratories will make all reasonable attempts to meet the program and project reporting levels in Tables 4-1 through 4-9 of the *Facility-Wide QAPP* for each individual sample analysis. When samples require dilution, both the minimum dilution and quantified dilution must be reported. If there are matrix interferences, non-target analyte, or high target analyte concentrations that preclude analysis of an undiluted sample, the laboratory project manager will contact U.S. Army Corps of Engineers, Louisville District (USACE), forward analytical and chromatographic information from diluted runs, and obtain direction on how to proceed.

3.4 Completeness, Representativeness, and Comparability

Completeness, representativeness, and comparability goals identified in Section 4.4 and presented on Tables 4-1 and 4-2 of the *Facility-Wide QAPP* will be imposed for this investigation.

4.0 SAMPLING PROCEDURES

Sampling procedures are described in Section 5.0 of the *FSAP* and referenced in Section 4.0 of the *FSP Addendum*. Additional samples will be collected to complete field QC and QA laboratory split sample analyses. Field duplicates and QA laboratory split samples will be collected at a frequency of 10%. If necessary, additional sample volumes will be collected for MS/MSD analysis on a 5% frequency. RVAAP "full suite" analyses will typically occur at a frequency of 10%. A sample summary table is provided in Table 2.6 of the FSP addendum which includes sample numbers, type, parameters, and analytical methods.

Each composite sample weighing 1 kilogram (kg) or more will be submitted to the laboratory in a jar for processing. Soil VOC samples will be collected as discrete samples and preserved with methanol in the field.

Table 4-1 summarizes sample container, preservation, and holding time requirements for the soil and dry sediment media for this investigation. The number of containers required will be estimated in this table after the laboratory has been selected. As noted in the *Facility-Wide QAPP*, additional sample volumes will be provided, when necessary, for the express purpose of performing associated laboratory QC (MS/MSD or MS/MD). These laboratory QC samples will be designated by the field and identified for the laboratory on respective chain-of-custody documentation.

TABLE 4-1. Container Requirements for Soil Samples.

Analyte Group	Container	Preservative	Holding Time
Metals (TAL)	4 oz glass jar or large mouth jar for full suite or other multiple analyses	Cool, 4°C	180 days Hg at 28 Days
Hexavalent Chromium	4 oz glass jar or large mouth jar for full suite or other multiple analyses	Cool, 4°C	28days
Explosives	4 oz glass jar with Teflon-lined lid or large mouth jar for full suite or other multiple analyses	Cool, 4°C	14 days (extraction) 40 days (analysis)
Propellants (nitroguanidine, nitrocellulose, nitroglycerin)	4 oz glass jar with Teflon-lined lid or large mouth jar for full suite or other multiple analyses	Cool, 4°C	14 days (extraction) 40 days (analysis) Nitrocellulose - 28 days
VOCs	Two 2-oz glass jars with septum cap (no headspace) or two methanol preserved 40-ml glass vials with Teflon-line septum caps	Cool, 4°C	14 days
SVOCs/PAHs	16 oz glass jar with Teflon-lined cap or large mouth jar for full suite or other multiple analyses	Cool, 4°C	14 days (extraction) 40 days (analysis)
Pesticides	4 oz glass jar with Teflon-lined lid or large mouth jar for full suite or other multiple analyses	Cool, 4°C	14 days (extraction) 40 days (analysis)
PCBs	4 oz glass jar with Teflon-lined lid or large mouth jar for full suite or other multiple analyses	Cool, 4°C	14 days (extraction) 40 days (analysis)

^{o}C - degrees Celcius
g - gram
oz - ounce
PCBs - polychlorinated biphenyls
SVOCs - semivolatile organic compounds
TAL - Target Analyte List
VOCs - volatile organic compounds

5.0 SAMPLE CUSTODY

Sample custody procedures will follow those identified in Section 6.0 of the *Facility-Wide QAPP*.

6.0 CALIBRATION PROCEDURES AND FREQUENCY

6.1 Field Instruments/Equipment

Field instrument and equipment calibrations will follow the manufactures instructions and the procedures described in Section 7.1 of the *Facility-Wide QAPP*. The expected field equipment will consist of an organic vapor meter (OVM) photoionization detector (PID) unit. Calibration and field check requirements for the geophysical instruments are described in detail in the *Final Geophysical Investigation Plan for the RVAAP-34 Sand Creek Disposal Road Landfill, RVAAP-03 Open Demolition Area #1 and RVAAP-28 Mustard Agent Burial Site* (Shaw, 2009). The PID will be checked daily per the manufacturer's instructions and will be calibrated daily with a gas of known concentration. All daily calibrations will be documented in a designated field log book for field instruments.

6.2 Laboratory Instruments

Calibration of laboratory equipment will follow procedures identified in Section 7.2 of the *Facility-Wide QAPP*, the contract laboratory QAPP, laboratory-specific standard operating procedures (SOPs), corporate and facility-specific operating procedures and the *QSM* (DoD, 2010).

7.0 ANALYTICAL PROCEDURES

7.1 Laboratory Analysis

Analytical methods, parameters, and quantitation or detection limits are those listed in Tables 4-3 through 4-9 of the *Facility-Wide QAPP*. Laboratory analysis procedures are provided in Section 8.1 of the *Facility-Wide QAP*P and as updated in the *QSM* (DoD, 2009), and *LCG* (USACE, 2002).

7.2 Field Screening Analytical Protocols

Procedures for instrument calibration, calibration frequency, and field analysis are identified in Section 5.0 of the *Facility-Wide FSP*. Only screening of samples for organic vapors using a PID will be conducted.

8.0 INTERNAL QUALITY CONTROL CHECK

8.1 Field Sample Collection

Field QC sample types, numbers, and frequencies are identified in Section 4.0 of the *FSP Addendum*. In general, duplicates will be collected at a frequency of 10%. Two site source water samples (one potable water source and one deionized source) will be collected for the field effort.

8.2 Field Measurement

Refer to Section 4.0 of the *FSP Addendum* for details regarding field measurements.

8.3 Sample Processing

The bulk soil sample will first be size reduced by using a stiff bladed utensil such that the average size of any clump is approximately pea-sized (approximately 6 millimeters in diameter). Then, the entire sample will be thoroughly mixed using an inert, non-contaminating spatula or rod to turn the volume of material over a minimum of three times and spread out on a tray. Appropriately sized representative subsamples will be collected in a systematic random manner from the material.

8.4 Laboratory Analysis

Analytical QC procedures will follow those identified in the referenced EPA methodologies. These will include method blanks, LCS, MS, MSD, matrix duplicate (for metals), laboratory duplicate analysis, calibration standards, internal standards, surrogate standards, and calibration check standards to include MRLs.

The contract laboratory facilities will conform to their QAPP and implement their established SOPs to perform the various analytical methods required by the project. Additionally, analyses will also be consistent with direction provided by the *QSM* (DoD, 2010) and the *Louisville QSM Supplement* (USACE, 2007). QC frequencies will follow those identified in Section 9.3 of the *Facility-Wide QAPP*.

9.0 DATA REDUCTION, VALIDATION, AND REPORTING

9.1 Data Reduction

Data reduction will follow the established protocols defined in Section 10.1 in the *Facility-Wide QAPP*. Sample collection and field measurements will follow the established protocols defined in the *Facility-Wide QAPP*, *FSAP*, and this *QAPP Addendum*. Laboratory data reduction will follow the contract laboratory QAPP guidance and will conform to general direction provided by the *Facility-Wide QAPP*; the *QSM* (DoD, 2009), and the *Louisville QSM Supplement* (USACE, 2007).

9.2 Data Verification/Validation

Project data verification and validation will follow direction provided in Section 10.2 of the *Facility-Wide QAPP* and diagrammed in Figure 10-1. Data verification and validation will be performed in accordance with the *LCG* and utilize the QC criteria in the *QSM*. In addition, the following documents will be used as needed:

- EPA National Functional Guidelines for Organic Data Review, EPA-540/R-99/008, October 1999.
- EPA National Functional Guidelines for Inorganic Data Review, EPA-540-R-04-004, October 2004.

All data will be reviewed and verified by USACE or their subcontractor according to the *Facility-Wide QAPP*. Data reports will follow the established protocols defined in Section 10.3 in the *Facility-Wide QAPP*.

9.3 Data Quality Assessment

Data quality will be assessed using the procedures provided in Section 10.4 of the *Facility-Wide QAPP*.

10.0 PERFORMANCE AND SYSTEM AUDITS

10.1 Field Audits

The USACE or Ohio EPA audits may be conducted at the discretion of the respective agency.

10.2 Laboratory Audits

Routine USACE Hazardous, Toxic, and Radioactive Waste (HTRW) Center of Expertise (CX) on-site laboratory audits may be conducted by USACE, while audits by Ohio EPA may be conducted at the agency's discretion. USACE will ensure that internal performance and systems audits will be conducted by the contract laboratory's QA staff, as will be defined in their QAPP. Additional information regarding laboratory audits is presented in Section 11.2 of the *Facility-Wide QAPP*.

11.0 PREVENTATIVE MAINTENANCE PROCEDURES

Maintenance of all field and laboratory sampling and analytical equipment will follow direction provided in Section 12.0 of the *Facility-Wide QAPP*. Routine and preventative maintenance for all laboratory instruments and equipment will also follow the direction of the contract laboratory QAPP. As a part of the contracted laboratory QA/QC Program, a routine preventive maintenance program will be required to minimize the occurrence of instrument failure and other system malfunctions. All laboratory instruments will be maintained in accordance with manufacturer's specifications and the requirements of the specific method employed.

12.0 SPECIFIC ROUTINE PROCEDURES TO ASSESS DATA PRECISION, ACCURACY, AND COMPLETENESS

Field and laboratory data will be assessed as outlined in Section 13.0 of the *Facility-Wide QAPP*.

13.0 CORRECTIVE ACTIONS

Field and laboratory activity corrective action protocol will follow directions provided in Section 14.0 of the *Facility-Wide QAPP*, the procedures included in the contract laboratory QAPP, and the *QSM* (DoD, 2010). Any non-compliance with specified criteria and analytical equipment problems will be documented and reported by the laboratory to the USACE Project Manager and the USACE Chemist. If corrective actions are deemed insufficient, work may be stopped through a stop work order issued by the USACE Project Manager.

14.0 QA REPORTS

Procedures and reports will follow the protocol identified in Section 15.0 of the *Facility-Wide QAPP* and those directed by the contract laboratory QAPP. All performance and system audits of laboratories and field operations will be reported directly to the USACE project management in accordance with the performance and system audit requirements in Section 11.0 of the *Facility-Wide QAPP*.

In addition, the laboratory will provide case narratives and letters of receipt (LOR). The LOR will identify deviations such as broken or otherwise damaged containers. Shaw will require that the LOR be forwarded to the USACE Chemist within two days of sample receipt and will include a signed copy of the chain-of-custody, itemized project sample numbers, laboratory sample numbers, cooler temperature receipt, and itemization of analyses to be performed. Case narratives will accompany analytical results from the laboratory and will form the basis of the project data quality assessment. Final project reports will contain QA sections that summarize data quality information collected during the project including a data verification report.

15.0 REFERENCES

Science Applications International Corporation (SAIC), 2011. *Final Facility-Wide Sampling and Analysis Plan for Environmental Investigations at the Ravenna Army Ammunition Plant, Ravenna, Ohio*. February 2011.

SAIC, 2010. *Final Facility-Wide Human Health Cleanup Goals for the Ravenna Army Ammunition Plant (RVAAP), Ravenna, Ohio*. March 2010.

U.S. Department of Defense (DoD), 2009. *DoD Quality Systems Manual for Environmental Laboratories*, Version 4.2, Environmental Data Quality Workgroup. April 22, 2010.

U.S. Army Corps of Engineers (USACE), 2002. *Louisville Chemistry Guideline*, Louisville District, Environmental Engineering Branch, Revision 5. June 2002.

U.S. Army Corps of Engineers (USACE), 2007, *Louisville DoD Quality Systems Manual Supplement*. Version 1. March 2007

U.S. Environmental Protection Agency (EPA), 2007. *Test Methods for Evaluating Solid Waste, Physical/Chemical Methods*, publication SW-846, Revision 6. February 2007.

EPA, 2008. Waste Management System; Testing and Monitoring Activities; Notice of Availability of Final Update IV of SW-846. January 3, 2008.

EPA, 1994. *USEPA Contract Laboratory Program National Functional Guidelines for Inorganic Data Review*. EPA-540/R-94/-13. February 1994

EPA, 1994. *USEPA Contract Laboratory Program National Functional Guidelines for Organic Data Review*. EPA-540/R-94/-12. February 1994

Appendix H

Site Safety and Health Plan

US Army Corps of Engineers
Louisville District

Site Safety and Health Plan for Field Activities Associated with Soil Sampling and Characterization of Soils Around Winklepeck Burning Grounds at Ravenna Army Ammunition Plant Ravenna, Ohio

July 2012

APPROVALS

Prepared By: _____
Brittney Hyde, Civil Engineer, E.I.T

Reviewed By: _____
Jerry Simms, CIH

HEALTH AND SAFETY PLAN ACKNOWLEDGEMENT FORM

I have read this Health and Safety Plan and am familiar with the provisions contained in these plans.

	Signature	Date
Project Team Leader	_____	_____
On-Site SSHO	_____	_____
Project Personnel		
	_____	_____
	_____	_____
	_____	_____
	_____	_____
	_____	_____
	_____	_____
	_____	_____
	_____	_____
	_____	_____

HEALTH AND SAFETY PLAN ACKNOWLEDGEMENT FORM

I have read this Health and Safety Plan and am familiar with the provisions contained in these plans.

	Signature	**Date**
Project Personnel		

TABLE OF CONTENTS

Acronyms 1
1. OBJECTIVES 2
2. PROJECT DESCRIPTION 2
3. PROJECT ORGANIZATION AND RESPONSIBILITIES 3
4. FIELD ACTIVITIES 3
5. HAZARD ASSESSMENT 4
   5.1 Pathways 4
   5.2 Overall Hazard Evaluation 4
6. TRAINING 6
7. MEDICAL MONITORING 6
8. FIRST AID AND CPR 6
9. PERSONAL PROTECTIVE EQUIPMENT 7
10. GENERAL SAFE WORK PRACTICES AND SITE HAZARDS 7
   10.1 Buddy System. 7
   10.2 Decontamination Procedures. 7
   10.3 Heat Stress/Heat Stroke. 8
   10.4 Cold Stress. 9
   10.5 Direct Push Sampler (Geoprobe). 12
   10.6 Permit-Required Confined Space Entry. 14
   10.7 Trenching and Excavation. 14
   10.8 Ladder Use. 14
   10.9 Radiation Hazards. 14
   10.10 Noise. 14
   10.11 Munitions of Explosive Concerns (MEC). 15
   10.12 Water Hazards. 15
   10.13 Adverse Weather. 15
   10.14 Slips, Trips, and Falls. 15
   10.15 Cuts, Punctures, Pinch Hazards. 15
   10.16 Chemicals. 16
   10.17 Biological Hazards. 16
   10.18 Insect Health and Safety – Field protocols. 19
   10.19 Asbestos. 24
11. EMERGENCY PREPAREDNESS 24
   FIRST CALL: RVAAP Security, Guard Post 1 ..... 330 358-2017
   IN THE EVENT NO RESPONSE FROM POST #1 THEN CALL:
   Land/Air Ambulance Ravenna City Fire Dept 911 or 330 297-5738
12. ON / OFF-SITE COMMUNICATION 24
13. ACCIDENT PREVENTION AND REPORTING 25
14. APPENDICES 26

APPENDIX A – HOSPITAL DIRECTIONS AND MAP
APPENDIX B – HAZARDS INVENTORY
APPENDIX C – ACTIVITY HAZARD ANALYSIS
APPENDIX D – POTENTIAL EXPOSURES
APPENDIX E – ENG FORM 3394/ACCIDENT INVESTIGATION REPORT
APPENDIX F – MATERIAL SAFETY DATA SHEETS
APPENDIX G – ASBESTOS HAZARD PLAN

Acronyms

AOC – Area of Concern

CPR – Cardiopulmonary Resuscitation

DQOs – Data Quality Objectives

EM – (U.S. Army Corps of Engineers) Engineering Manual 385-1-1 (most current version)

EPA – Environmental Protection Agency (U.S.)

MEC – Munitions for Explosive Concern

MPPEH – Material Potentially Presenting an Explosive Hazard

MSDS – Material Safety Data Sheet

OEPA – Ohio Environmental Protection Agency

OSHA – Occupational Safety and Health Office

PPE – Personal Protective Equipment

RVAAP – Ravenna Army Ammunition Plant

SSHO – Site Safety and Health Officer

SSHP – Health and Safety Plan

USACE – U.S. Army Corps of Engineers

1. OBJECTIVES

This Project Site Safety and Health Plan (SSHP) addendum serves to fulfill the requirements for a Site Specific Health and Safety / Accident Prevention Plan delineated in Appendix A of the U.S. Army Corps of Engineers, Engineering Manual (EM) 385-1-1, September 2008. This addendum must be used in conjunction with the **Facility-Wide Safety and Health Plan for Environmental Investigations Revision 0 Ravenna Army Ammunition Plant, Ravenna, Ohio, dated February 24, 2011.** This SSHP was developed and designed to protect onsite personnel from physical, chemical, and biological hazards, as well as any other potential hazards which may be encountered during sub-surface soil investigations at Winklepeck Burning Grounds.

This site is governed under requirements of 29 CFR 1910.120 / 1926.65. The work under this SSHP involves conducting sub-surface soil sampling by the USACE. Work under this project will be in accordance with USACE, EM 385-1-1 (Health and Safety Requirements Manual), as well as applicable OSHA standards.

All necessary safety equipment shall be provided by the USACE, and documentation of training, medical monitoring, and health and safety plan specifications as presented herein will be verified for persons involved in the field sampling effort.

Employees involved in the surface soil sampling will be informed of the anticipated hazards of the site, oriented with the required health and safety procedures, and provided access to a copy of this document.

This is a living document and may be changed as the hazards change or new hazards become apparent. Any changes to this health and safety plan must be reviewed and approved by the Safety and Health Manager, Shelton Poole.

2. PROJECT DESCRIPTION

This project is for sub-surface soil sample collection at Winklepeck Burning Grounds (WBG), located in the center of Ravenna Army Ammunition Plant (RVAAP). Historical activities at WBG included destruction of explosives in munitions, bulk explosives, propellants, and explosive-contaminated combustible material using open burning. The topography at WBG is gently undulating with a general elevation decrease from west to east. Surface water drainage during storm events generally flows from west to east to southeast across WBG. Storm run-off ditches ultimately flow into Sand Creek. Former burn pads (a total of 70) are located on one side of each of the east/west trending gravel or dirt roads. The former burn pads range in appearance from distinct areas of soil and slag

that are partially vegetated to non-descript (no visible slag and heavily vegetated).

Activities to be completed are site walks, vegetation clearing, soil sampling with direct push rig, potential surface soil sampling with hand held soil probes, decontamination with various chemicals such as methanol, hydrochloric acid, liquinox, alcanox, etc. and handling drums containing both solids and liquids.

The scope of the work is to collect and analyze samples from the surface and subsurface using either a hand held push probe or a direct push/geoprobe. The work will be occurring at Winklepeck Burning Grounds where MEC has been found, and there are anomalous areas scattered throughout the site. Anomaly avoidance will be used during sample colllection. United States Army Corps of Engineers Baltimore District will generate the Anomaly Avoidance Plan (AAP).

In addition, Facility-Wide Descriptions, Environmental Settings and Surface Water utilization can be found in the Facility-Wide Sampling and Analysis Plan.

3. PROJECT ORGANIZATION AND RESPONSIBILITIES

The project team consists of:

Project Team Lead –
Derek Kinder ph. 502-315-6393 – Louisville, KY

Project Industrial Hygienist / H&S Manager –
Jerry Simms, CIH ph. 502-315-6347

4. FIELD ACTIVITIES

Field activity is described in the Sampling and Analysis Plan Addendum. Principle activities will include:

- Vegetative clearing of the soil sample areas.
- Field marking of the boring locations immediately adjacent to the Winklepeck Burning Grounds
- Surface soil sampling will be collected with hand held soil probes
- Borings will be taken to a depth of 13’ or greater below ground surface (bgs) using a direct-push/geoprobe.
- Refill and seal bore holes with bentonite/grout.
- Collecting soil aliquots from boring using a Terra Core type sampler
- Collecting soil aliquots at discrete locations and placing them into field preservation kits for VOC analysis.
- Collecting soil aliquots for MI samples and placing them into plastic liner.
- Packing and shipping samples to analytical laboratory.

5. HAZARD ASSESSMENT

(X) Heat Stress
(X)Cold Stress
( ) Explosion/Flammable
(X) Biological
( ) Volatile materials
( ) Utilities
(X) Noise
(X) Inorganic Chemicals
(X) Other; Water hazards, falls, cuts/scrapes Electrical Hazards, cut hazards
(X) Organic Chemicals
( ) Truck
(X) Walking Surfaces
( ) Falling Objects
(X) Vegetation
(X) Insect Bites
( ) Excavations
(X) Asbestos
(X) MEC

5.1 Pathways

(X) Air
(X) Dust/Soil
( ) Surface Water
( ) Sediment
( ) Groundwater
(X) Other (Ingestion)

5.2 Overall Hazard Evaluation

( )High (X) Medium ( ) Low ( ) Unknown.

- Animals and/or vermin (snakes, rodents). Exposure is possible depending on conditions at the time of work. Areas should be observed for any presence of snakes, rodents, etc. prior to field work.

- Insects (spiders, ticks, chiggers, etc.). Exposure is possible.

- Exposure to chemicals during the sampling and decontamination processes. Skin contact, ingestion and inhalation hazards of chemicals are possible. Materials will be handled only to the extent necessary. To minimize the risk of skin contact, site workers will be equipped with latex gloves, and boots, and exercise proper hygiene protocols to wash hands and faces thoroughly, to minimize the risk of exposure. Workers will be required to wear the appropriate personal protective equipment outlined in

this plan. (Section 09) Material Safety Data Sheets (MSDS are provided in Appendix F.

- Weather extremes/hazards. When work is performed outside, there exists the possibility for exposure to adverse weather conditions brought about by thunderstorms or extreme heat or cold. These conditions will be monitored by the SSHO and all work will cease in the event of impending adverse weather conditions (i.e. lightning). Due to the time of year planned for this effort (i.e. summer), heat stress would be a likely concern. If in the future, this work is performed in the spring or winter months, this SSHP will have to be edited and all employees will be educated on early recognition of heat-related injuries or illnesses. The buddy system will be employed and be essential to minimize the risk of injury or adverse health effects.

  When there are warnings or indications of impending severe weather (heavy rains, thunderstorms, damaging winds, tornados, hurricanes, floods, lightning, etc.), weather conditions shall be monitored using a weather station that is part of the National Oceanic and Atmospheric Administration (NOAA) weather radio all hazards network or similar notification system. Appropriate precautions shall be taken to protect personnel and property from the effects of the severe weather. In areas with frequent inclement weather, the employer's APP or project safety plan shall include a discussion of: a. Severe weather triggers to alert the SHO to monitor weather conditions; b. Training on severe weather precautions, and actions; c. Identified area of retreat, preferably a substantial building.

- In hot environments, the following guidelines will be followed to prevent heat related injury.
  - Drinking water shall be made available to employees and employees encouraged to frequently drink small amounts, e.g., one cup every 15-20 minutes; the water shall be kept reasonably cool.
  - Tool box training in hot environments shall include training on the symptoms of heat related problems, contributing factors to heat related injuries, and prevention techniques.
  - When possible, work should be scheduled for cooler periods during the day.
  - Individuals shall be encouraged to take breaks in a cooler location, and use cooling devices as necessary, such as cooling vests, to prevent heat related injury. A buddy system shall be established to encourage fluid intake and watch for symptoms of heat related injury.
  - SSHO shall monitor those individuals who have had a previous heat-related injury, are known to be on medication, or exhibits signs of possibly having consumed large amounts of alcohol in the previous 24 hours for signs, or indicating symptoms of heat related injuries.

- Individuals who are not acclimatized shall be allowed additional breaks. The period and number should be determined by the SSHO and provided to the supervisor and employee for implementation.
-

- In situations where heat stress may impact employee safety and health, employee acclimatization and workloads shall be assessed and work/rest regimens shall be established.
  - For employees in permeable work clothing, Wet Bulb Globe Temperature (WBGT) Index or physiological monitoring shall be conducted and work/rest regimens established. The SSHO 120 EM 385-1-1 15 Sep 08 should assess the condition of the employees, specific weather conditions, work tasks, and other environmental factors and conditions to determine when to begin monitoring.
  - For employees in impermeable work clothing, only physiological monitoring shall be conducted, and work/rest regimens and fluid replacement schedules shall be established.

6. TRAINING

USACE maintains a strong corporate commitment to employee safety and health. Employee safety is critical. Safety awareness will be maintained through an initial safety briefing prior to onsite activities. All employees involved in this work will be deemed medically qualified for the work involved and trained according to this plan and the Ohio EPA Guidance for this type of activity. All employees performing on-site activities shall meet the requirements of 29 CFR 1910.120 (f), and 1910.134.

7. MEDICAL MONITORING

USACE Louisville District Full-time employees performing work in exclusion or restricted areas are currently included under the District's Medical Surveillance Program for their normal work activities. Personnel assisting from the Ohio Environmental Protection Agency are included in appropriate medical surveillance for their activities with their respective agency.

8. FIRST AID AND CPR

At least two (2) of the USACE personnel are First Aid trained and trained in Cardiovascular Pulmonary Resuscitation (CPR). An approved first aid kit will be maintained with the field sampling team.

9. PERSONAL PROTECTIVE EQUIPMENT

Personal protective equipment will be utilized as follows;

In areas where not potentially impacted by asbestos:
Level D will be modified to include gloves (nitrile) for soil sampling as well as steel toed safety shoes. Hard Hats, safety glasses, and hearing protection will be worn when working near the direct-push sampler. Based upon soil concentrations from previous investigations, the need for respiratory protection is unlikely, therefore not a requirement of the SSHP at this time.

In areas where asbestos is potentially present, Level C will be modified to include a half face respirator with P100 HEPA Filter cartridges, breathable coveralls, nitrile gloves, and rubber boots during soil sampling activities. Respiratory protection and coveralls will not be required in this area for non-intrusive work (laying out sampling areas, etc).

The site location is within reasonable proximity to hospitals and the work team will have a 16-unit first aid kit and phone access readily available. Shirts with sleeves, steel toed boots, safety glasses, latex gloves, and hard hats (if overhead hazards are present) will be worn. Normal work attire, long pants and work or steel toed shoes during the surface soil sampling will be effective for the hazards present. If site conditions dictate, the SSHO may elect to alter or modify the PPE requirements.

10. GENERAL SAFE WORK PRACTICES AND SITE HAZARDS

10.1 Buddy System.

The buddy system will be employed to assist in early recognition of worker stress during the scope of this job.

10.2 Decontamination Procedures.

No significant decontamination is anticipated as a result of chemical contamination, however, decontamination of equipment, materials and supplies will consist of cleaning exposed equipment with a detergent solution, soft bristled brushes, and rinsed with de-ionized water. Minimal equipment and clothing decontamination is anticipated. Any disposable equipment or supplies will be properly disposed of in plastic bags and disposed of properly.

10.3 Heat Stress/Heat Stroke.

As all the activities for this action will occur outdoors, temperature variations from morning to evening can vary greatly. Due to the time of year this sampling is taking place, heat stress effects are a possibility. Employees will watch for signs of symptoms of heat stress in each other.
When the body is unable to cool itself by sweating, heat-induced illnesses such as heat stress or heat exhaustion and the more severe heat stroke can occur, and can result in death.

Factors Leading to Heat Stress:
High temperature and humidity; direct sun or heat; limited air movement; physical exertion; poor physical condition; some medicines; and inadequate tolerance for hot workplaces.

Symptoms of Heat Exhaustion:
• Headaches, dizziness, lightheadedness or fainting.
• Weakness and moist skin.
• Mood changes such as irritability or confusion.
• Upset stomach or vomiting.

Symptoms of Heat Stroke:
• Dry, hot skin with no sweating.
• Mental confusion or losing consciousness.
• Seizures or convulsions.
Preventing Heat Stress
• Know signs/symptoms of heat-related illnesses; monitor yourself and coworkers.
• Block out direct sun or other heat sources.
• Use cooling fans/air-conditioning; rest regularly.
• Drink lots of water; about 1 cup every 15 minutes.
• Wear lightweight, light colored, loose-fitting clothes.
• Avoid alcohol, caffeinated drinks, or heavy meals.

What to Do for Heat-Related Illness:
• Call 911 (or local emergency number) at once.

While Waiting for Help to Arrive:
• Move the worker to a cool, shaded area.
• Loosen or remove heavy clothing.
• Provide cool drinking water.
• Fan and mist the person with water.
• If heat stroke is suspected, submerge individual in an ice bath.

Follow standard precautions for dealing with recognition of these conditions. The Team Leader/Workers will encourage frequent breaks in hot and/or wet conditions to minimize this potential hazard.

10.4 Cold Stress.

Heat/Cold Stress Monitoring and Controls

Acclimatization, consumption of copious quantities of fluids, and appropriate work/rest cycles are important factors in preventing heat stress-induced illnesses. General controls will consist of making fluids readily available, using the buddy system, and taking scheduled and unscheduled breaks in a temperature-controlled environment as necessary. The following specific steps will be taken to reduce the potential for heat stress-induced illness:

• When possible, schedule work for cooler periods during the day.

• Provide site training to include controlling heat stress, recognizing heat stress-induced illness, and administering first aid for heat stress.

• Provide cool Gatorade™, equivalent drink, or water to site workers and encourage their consumption.

• Where employees are exposed to solar radiation for short periods and there is the potential for sunburn, or exposure for prolonged periods where long-term exposure could lead to health effects such as skin cancer, they shall be provided sun screen with a sun protection factor (SPF) appropriate for their skin type and exposure. Sunscreens shall be used only in accordance with the manufacturer's recommendations.

• Instruct workers to monitor their own and their buddy's condition relative to heat stress.

• Develop an initial work/rest cycle based on the site-specific conditions and the capabilities of the work crew. The American Conference of Governmental Industrial Hygienists (ACGIH) heat stress Threshold Limit Value (TLV) will be instituted per Table 9-1.

Table 9-1. Recommended Work/Rest Cycle

Work-Rest Regimen	Work Load		
	Light	Moderate	Heavy
Continuous work	86[b]	80	77
45 min work/15 min rest[a]	87	82	78
30 min work/30 min rest	89	85	82
15 min work/45 min rest	90	88	86

[a]Non-work, sitting in the shade or air conditioned area.
[b]Wet bulb globe temperature (WBGT) index expressed in degrees Fahrenheit or standard dry bulb temperature if WBGT is unavailable.

• Provide a cool environment, such as a vehicle with air conditioning, for breaks.

• Encourage and allow workers to take unscheduled breaks, if needed.

• Monitor workers wearing Tyvek® or other impermeable clothing for heat stress by taking their pulses at the beginning of each rest period. If any worker's heart rate exceeds 110 beats per minute, the next work period will be shortened by one third (NIOSH et al 1985).

Adequate clothing and staying dry are critical factors in preventing cold stress disorders. The SSHO and Field Operations Manager will ensure the capability to quickly move individuals who become wet to a sheltered, warm area. The following specific steps will be taken (adapted from ACGIH 2010).

• If ambient temperatures are less than 40°F, provide site training on preventing cold injury, recognizing cold injury symptoms, and administering cold injury first aid.

• Provide a heated break area if ambient temperatures are less than 32°F.

• Implement breaks in a warm area every 120 min, at a minimum, if ambient temperatures are less than 32°F.

• Allow workers to take unscheduled breaks, if needed, in a warm area.

• Outdoor work will not be performed if the equivalent chill temperature (temperature combined with the effect of wind) is less than -29°F.

Cold weather sheltering and clothing requirements.

a. If wind chill is a factor at a work location, the cooling effect of the wind shall be reduced by shielding the work area or requiring employees to wear an outer windbreak layer garment.

An AHA and/or PHA shall be prepared as an attachment to the site-specific, cold-stress monitoring plan and shall identify specific controls to minimize employee exposure to extreme cold.

b. Extremities, ears, toes, and nose shall be protected from extreme cold by proper clothing such as hats, gloves, masks, etc .

c. Employees whose clothing may become wet shall wear an outer layer of clothing that is impermeable to water.

d. Outer garments must provide for ventilation to prevent wetting of inner clothing by sweat.

e. If clothing is wet, the employee shall change into dry clothes before entering a cold environment.

f. Employees shall change socks and removable felt insoles at regular daily intervals or shall use vapor barrier boots.

g. Due to the added danger of cold injury due to evaporative cooling, employees handling evaporative liquid (such as gasoline, alcohol, or cleaning fluids) at air temperatures below 40 °F (4 °C) shall take precautions to avoid soaking of clothing or contact with skin.

Heat/Cold Stress- Induced Illness Signs and Symptoms

Heat cramps are caused by heavy sweating and inadequate electrolyte replacement. Signs and symptoms are muscle spasms and pain in the hands, feet, and abdomen. Personnel exhibiting these symptoms should rest in a cool place and consume fluids and salt.

Heat exhaustion occurs from increased stress on various body organs. Signs and symptoms are:

• Pale, cool, moist skin;
• Heavy sweating;
• Dizziness and nausea; and
• Fainting.

Heat stroke is the most serious form of heat-related illness and should always be treated as a medical emergency. The body's temperature regulation system fails, and the body temperature rapidly rises to critical levels. Immediate action must be taken to cool the body before serious injury or death occurs. Signs and symptoms of heat stroke are:

• Red, hot, usually dry skin;
• Lack of or reduced perspiration;
• Nausea;
• Dizziness and confusion;
• Strong, rapid pulse and confusion; and
• Coma.

Hypothermia is the uncontrolled loss of body heat. As the body's core temperature decreases, bodily functions are slowed. The victim becomes weak and disoriented and may become comatose if steps are not taken to return the core temperature to the normal range. Hypothermia can occur whenever temperatures are below 45°F and is most common during wet, windy conditions, with temperatures between 40 and 30°F. The principal cause of hypothermia in these conditions is loss of insulating properties of clothing due to moisture, coupled with heat loss due to wind and evaporation of moisture on the skin.

Frostbite is the freezing of body tissue, which ranges from superficial freezing of surface skin layers to deep freezing of underlying tissue. Frostbite will only occur when ambient temperatures are below 32°F. The risk of frostbite increases as the temperature drops and wind speed increases.

10.5 Direct Push Sampler (Geoprobe).

No one should attempt to operate the GEOPROBE without having first received training provided by the manufacturer or trained operator. Operators must review the Drilling Safety Guide (International Drilling Federation, 1991) with respect to all safety issues applicable to the use of the GEOPROBE. An Annual Vehicle Safety Inspection must have been completed for the GEOPROBE within the previous 364 days before use on any project. All provisions are specified in EM 385-1-1 Section 18H. Drilling Equipment.

Before drilling begins, a review of the drilling site for underground and overhead utilities must be completed. This will be coordinated through the RVAAP operating contractor prior to work in the field. The GEOPROBE vehicle should be equipped with a first aid kit and the operators should have the telephone number and be familiar with the route to the nearest hospital. The buddy system will always be employed during GEOPROBE operations. Clearances specified in Table 11-1 of EM 385-1-1 shall be maintained.

Operator/drivers must have current licenses with appropriate class to operate the size and weight of the vehicle (standard class license is required). Operator/drivers must have attended the USGS-required Defensive Driving Course within the past 3 years. Operator/drivers should know the vehicle dimensions and avoid all obstructions such as carports, canopies, low hanging wires, narrow alleys, etc. Operator/drivers should complete a standard vehicle safety check for brakes, lights, gauges, fluids, tires, battery charge, fuel amount, equipment secured, etc. prior to operating the vehicle. An inspection should be performed to assure all locks, latches, compartment doors, brakes, tie-downs and clips are in place prior to moving the vehicle or equipment. An abbreviated inspection should be completed each time the drill rig is moved from hole to hole on the drill site. Manufacturer's recommendations should be followed in regard to which equipment and machinery must be stowed and secured prior to vehicle movement.

Safe operation of the GEOPROBE requires the use of the following safety equipment. Tire blocks should be placed under the front wheels of the parked vehicle. The vehicle should not be parked on non-level ground that presents a risk of roll-over. Where parking on non-level ground is necessary, the vehicle shall preferably be positioned perpendicular to the sloping surface.
Park or position the machine to allow the wind to carry engine exhaust fumes away from the operator. Exhaust fumes from engines can be lethal. Have exhaust piping rerouted on the vehicle if exhaust fumes are a routine problem in the operating area. Be aware of reducing the amount of time the engine operates or idles. Break times, clearing, setting up, planning times, and site meeting times may be occasions when the vehicle engines can be turned off. Increase the time and number of breaks if localized conditions such as high humidity, terrain gullies and depressions, or other conditions do not allow the diesel fumes to dissipate.

Provide exhaust connections in vehicle service bays to draw the fumes to the outside of the building.

GEOPROBE personnel should don orange or fluorescent green safety vests (when on a roadway), hearing protection, steel-toed boots, hard hats, work gloves, and safety glasses.

The maximum height of the hydraulic press on the GEOPROBE is only 10 ft. Although the risk of shock associated with nearby power sources is less than that for conventional drilling equipment, the operators should be aware of potential sources and maintain proper clearance. No vehicle, extended probe, or load shall be permitted within a 50-ft radius of energized sources with nominal voltage below 50 kilovolts (kV). No vehicle, extended probe, or load shall be permitted within a 100-ft radius of energized sources with nominal voltage above 50 kV and below 300 kV. No work will occur during electrical storms.

Temporary power should be limited in use as much as practical. For example, daylight operations should be performed in lieu of nighttime operations requiring artificial lighting. Energized equipment should be protected by over-current and ground-fault devices. The equipment should be designed for outdoor and weatherproof conditions. When driven by the GEOPROBE rig, use electrical equipment and tools that are compatible with the rig's electrical systems. Powered equipment not part of the GEOPROBE should be positioned clear of the probing operations, so as not to produce tripping conditions, or be in the way of other possible damage. Cables used for transferring power from the source to the tool or item should be protected from damage.

Most equipment used with the GEOPROBE weighs less than 5 lbs. Although safety hazards are substantially less than those associated with conventional drilling equipment, operators should use similar safety practices, including proper working clearances (twice the height of the raised probe – 20 ft) and proper storage/housekeeping and handling of equipment, to prevent trip-and-fall, lifting, and dropping injuries.

Operating controls and gauges should be kept free of debris, grease, oil, etc. These devices should remain clear to operate, and should remain visible during operations. Periodic wipe downs and washes of controls and gauges should be included in the normal operating procedures. Noncombustible and nonflammable cleaners should be used when cleaning the vehicle and equipment.
Fuels, oils and chemicals should be stored in containers designed specifically for their use. Designated locations for storage of these items should be used on GEOPROBE. Quantities should be limited to those necessary to perform the GEOPROBE operations.

The high-pressure washer used with the GEOPROBE weighs about 50 lbs. and produces 2,000 PSI of water pressure. Ramps, a hydraulic lift, or two people

should be used to place and remove the washer from GEOPROBE vehicle to prevent back injuries or injuries from dropping. When operating, the high-pressured spray should be directed toward equipment or the ground and not toward nearby persons. All fittings and hoses should be inspected for wear to prevent unexpected ruptures.

The high-pressure washer is powered by a 5.5-horsepower gasoline engine. To prevent exposure of the operator to toxic fumes or limited oxygen supplies, the fuel-storage tank on the washer shall not be filled in confined areas (garages, storage areas, etc.). To prevent burns while the engine is running or recently run and is hot, direct contact with the engine shall be avoided. To prevent fire or explosion, the fuel-storage tank shall not be filled while the engine is running or recently run and is hot. There shall be no open flames or smoking in areas where fuels are used or stored; ignitable materials shall be kept a safe distance away while the engine is running or recently run and is hot.

Drilling Rig Operation Checklist in the FWSAP shall be completed before beginning work.

Review the manufacturer's operational guide before use.

10.6 Permit-Required Confined Space Entry.

There is no anticipated need for entry into confined spaces on this project.

10.7 Trenching and Excavation.

No excavation or trenching operations will be performed in the scope of work for this project.

10.8 Ladder Use.

No ladders are to be used in the scope of work for this project.

10.9 Radiation Hazards.

Not anticipated on this site.

10.10 Noise.

Use of direct push sampler to obtain sub-surface soil borings may cause excessive noise at the site. Workers shall wear hearing protection when working near this equipment. Protection should be sufficient to attenuate noise to below 85 dBA, so typically this should be a NRR of 29 or higher.

10.11 Munitions of Explosive Concerns (MEC).

There is potential for buried MEC and MPPEH throughout the site. Baltimore District has prepared a MEC anomaly avoidance plan for this effort which is located as an appendix to the overall workplan.

In the event MEC is suspected of being encountered employees will perform the following.

a. Recognize. Recognize the hazard and do not touch, disturb, or move the item as it could detonate with movement or ground vibrations.
b. Retreat. Stop work, mark the general location, and have everyone retreat from the area.
c. Report. Report the situation immediately to the appropriate local emergency response authority (i.e., call 911 or the equivalent on DoD installations), providing as much information as possible about the items encountered. USACE personnel should also notify their project chain of command, District Safety Office, and installation staff as appropriate.

10.12 Water Hazards.

Not anticipated on this site.

10.13 Adverse Weather.

In the event of a thunderstorm, lightning or other adverse weather arising during field operations, site work will be discontinued, and safe cover taken, until which time the weather condition is safe to continue the work effort. A long billed cap is recommended along with sunscreen to minimize the impacts from direct sunlight during outside work. Work can not start until thirty (30) minutes past the last lightening strike.

10.14 Slips, Trips, and Falls.

In nearly all field operations, slips, trips and fall hazards are present. Specifically the work areas for the subject project have had recent building demolition and therefore some minor amounts of debris may remain. Steel toed work boots will be required.

10.15 Cuts, Punctures, Pinch Hazards.

During sampling employees may be working with soil samplers and bolts and other small devices to remove soil from the samplers. During these activities care will be taken to prevent pinching or bruising of the hands. Leather or durable work gloves with chemical resistant inner gloves are required. A first aid kit will be readily available for use.

10.16 Chemicals.

Sampling of surface soils with possible trace amounts of chemicals are probable, albeit the risk to human health may be low due to the relative low levels of contaminants likely. PPE will be maintained and utilized when sampling.

Exposure, through inhalation, ingestion, skin absorption, or physical contact, to any chemical, biological, or physical agent in excess of the acceptable limits specified in the most recently published ACGIH guideline, "Threshold Limit Values and Biological Exposure Indices," or by OSHA, whichever is more stringent, shall be prohibited. For the purpose of this document, the term used for the most stringent standard is the Occupational Exposure Limit (OEL).

10.17 Biological Hazards.

There is a potential for encountering biological hazards such as bites from ticks, rodents, snakes and exposure to poison ivy and oak. Biological hazards and controls are presented below.

Ticks

Working in tall grass, especially in or at the edge of wooded areas, increases the potential for ticks to affect workers. Ticks are vectors of many different diseases including; Rocky Mountain spotted fever, Q fever, tularemia, Colorado tick fever, and Lyme disease. They attach to their host's skin and intravenously feed on its blood creating an opportunity for disease transmission. Workers will wear light colored clothing so that ticks may be more readily identified. Covering exposed areas of the body and the use of commercially prepared tick repellent, such as N, N-Diethyl-m-toluamide (DEET), help prevent tick bites. Please note that there are some concerns with the use of DEET on skin and associated potential adverse health effects. Extreme care should be taken in application of repellent to exposed skin to minimize overspray concerns (i.e. eye injuries, etc.). Periodically during the workday, employees working in tall grass will inspect themselves for the presence of ticks. Notify the SSHO of any tick bites as soon as possible.

Rodents and Wildlife

During site operations, animals such as woodchuck, groundhogs, rabbits, deer, coyotes, mice, and rodents may be encountered. Workers will use discretion and avoid all contact with animals. If these animals are interfering with site operations, or if dead animals are observed, the SSHO should be contacted immediately for assistance and advice.

Hanta virus Pulmonary Syndrome (HPS) is a disease that may be contracted when a person comes into contact with Hanta virus-infected rodents, their nesting materials, droppings, urine, or saliva. HPS may develop when virus particles are inhaled, absorbed through broken skin or the eyes, or when bitten by an infected animal. The majority of HPS cases have been reported in the

Southwest, however, there is the potential for Hanta virus transmission in most regions with rodent populations. Risk to workers at the site is considered to be low; however, the severity of disease is high. Therefore, field personnel should be aware of the potential for exposure and should avoid coming into contact with rodents or their burrows or dens.

Rabies is an acute, infectious, often fatal viral disease transmitted to humans by the bite of warm-blooded infected animals. This disease affects the central nervous system of humans. A rabid animal may be recognized by signs of raging, uncontrollable movement and possible foaming near or at the mouth. The best control method is avoidance of animals that could be rabid. If bitten by a potentially rabid animal, contact the SSHO immediately. The animal in question must be captured or trapped so that it can be tested for rabies. The bitten individual shall seek medical attention immediately.

Poisonous Plants

Poison ivy, poison oak, and poison sumac are identified by three or five leaves radiating from a stem. Poison ivy is in the form of a vine while oak and sumac are bush-like. All of these plants can produce a delayed allergic reaction. The plant tissues have an oleoresin, which is active in live, dead, and dried parts. The oleoresin may be carried through smoke, dust, contaminated articles, and the hair of animals. Symptoms usually occur 24 to 48 hours after exposure resulting in rashes that itch and blister. Should exposure to any of these plants occur, wash the affected area with a mild soap and water within one-half hour, but do not scrub the area. The best preventative measure for poisonous plants is recognition and avoidance.

Snakes

When someone encounters a snake, the first question that comes to mind for some is whether or not the snake is venomous. Most of Ohio's snakes are not poisonous. In fact, there are only three venomous snakes in the state, and their distributions are limited. Ohio has only three species of venomous snakes, two of which have rattles at the end of the tail (Eastern Massauga & Timber Rattlesnake). The third species is the Northern copperhead. All of the venomous snakes in Ohio belong to the pit viper family. Members of this family share common physical characteristics that separate them from nonvenomous species. Pit vipers have a sensory pit located between the eye and the nostril on each side of their head. These pits detect heat, thereby helping the snake locate warm-blooded prey, even in the dark. Other snakes lack these sensory pits. Thus, if it looks like your snake has four nostrils, it's a pit viper. Of course, checking for pits requires getting a good look at the "business" end of the snake – to be safe, don't get closer than the length of the snake. This brings up a general point: no one should ever attempt to handle a snake that is or may be venomous unless they have undergone extensive training by a professional.

Even snake researchers avoid handling their venomous subjects whenever possible.

Because there are so few poisonous snakes in Ohio, we can impose some simple rules to help you to identify them. These rules *will not work* outside of this state or with exotic species. Ohio's poisonous snakes are all very heavy-bodied – they look "fat." They also have broad, spade-shaped heads that are distinctly wider than their narrow necks. The heads of non-venomous snakes are typically about the same width as their bodies. Such distinctions are not completely reliable, as some species such as water snakes can be rather stout, and many species of snakes will flatten their heads when bluffing, giving the head a spade-like shape as well. Thus, having had a good meal should not be a death sentence for snake (but then, neither should being venomous!). The pupils of the venomous snakes of Ohio are vertical slits rather than round. This distinction may not hold elsewhere, but works in this state.

Flying Insects

Flying insects such as mosquitoes, wasps, hornets, and bees may be encountered while project activities occur. Mosquito bites can be effectively prevented by the use of insect repellants containing DEET (N,N-diethyl-meta-toluamide). Please note that there are some concerns with the use of DEET on skin and associated potential adverse health effects. Only apply repellants to the skin containing 10%, or less, DEET. Treatment for insect bites and bee stings can be effected by the use of commercially prepared ointments. **Personnel who are allergic to bee stings shall notify the SSHO prior to working on the project.**

West Nile Virus

West Nile virus is spread by the bite of an infected mosquito, and can infect people, horses, many types of birds, and some other animals. West Nile fever is a case of mild disease in people, characterized by flu-like symptoms. West Nile fever typically lasts only a few days and does not appear to cause any long-term health effects. You can further reduce your chances of becoming ill by protecting yourself from mosquito bites.

Apply insect repellent containing DEET when you're outdoors. When possible, wear long-sleeved clothes and long pants treated with repellents containing permethrin or DEET since mosquitoes may bite through thin clothing. Do not apply repellents containing permethrin directly to exposed skin. If you spray your clothing, there is no need to spray repellent containing DEET on the skin under your clothing. Limit the number of places available for mosquitoes to lay their eggs by eliminating standing water sources from around your home.

Spiders

Personnel shall be alert to the potential for spider bites. Spiders sometimes establish residence in stored clothing and PPE. It is advisable for personnel to inspect clothing and PPE for spiders prior to donning. Immediate reporting and medical evaluation is necessary if personnel suspect being bitten by the Brown Recluse or Black Widow spiders. If a spider bite is sustained, personnel shall report it to the SSHO.

In Ohio, there are just two venomous spiders that have the ability to cause great harm to a human being. These are the black widow and the brown recluse, which is also commonly referred to as the "fiddleback spider." These two spider species rarely interact with people, but when they do, people need to give them a wide berth.

Black Widow

Look at the coloration of the spider and see if it is black with a red hourglass-shaped pattern on its underbelly. If it is, then it is almost certainly a black widow. These spiders have extremely poisonous venom, and commonly hang upside down from their rough, messy webs.

Brown Recluse Spider

Check to see if the spider is brown and smooth with a violin-shaped pattern on its back. If so, then the spider is most likely a brown recluse spider. These spiders are very poisonous and aggressive, and they enjoy hiding in soft places like the arms and legs of clothing, bedding or pillows.

10.18 Insect Health and Safety – Field protocols

For your health and safety there should be no variance to the following field protocols:

1. The night before field activity your work clothes are to be sprayed with permanone. Permanone is not to be sprayed on the skin. Clothing sprayed with

permanone is good for 24-48 hours (read label instructions). Likewise spray the skin with a mosquito repellent. There are natural insect repellant for the skin.

2. Tape cuffs to your safety shoes. Wear a hat (sprayed with permanone the evening before its use).

3. Top apparel should be light colored and long sleeves.

4. You may come across leather piercing thorns (briers) when walking through bushes in the field. Check your skin for cuts or scrapes. If the skin is broken immediately clean the area with waterless hand sanitizer, meaning you carry a bottle of the sanitizer with you while in the field. Next, apply a bactericidal ointment, meaning you carry a tube of Neosporin, or the like with you in the field. If the scrape or cut does not heal, and has a disproportionate amount of pain associated based on the size of the cut or scrape, then you are to immediately go to the emergency room to have the wound examined. The disproportionate pain associated with a small wound that will not heal may be associated with flesh-eating bacteria.

5. Monitor the humi-ture regularly by checking forecasts prior to field activity and during field activity.

6. Monitor your activity in hot weather by checking your pulse and body temperature. Take frequent rests and drink plenty of fluids.

7. Protect the skin from sun exposure.

The reduction of heat stress can be accomplished through the following controls:

1. Train employees to recognize heat stress.

2. Where possible, isolate, or even eliminate a source or heat and or humidity through environmental controls.

3. Allow time for employee acclimation to hot environments.

4. Supervisors should schedule tasks during cooler parts of the day, and provide for alternate tasks when possible.

5. Proper Clothing will help prevent heat stress. Employees should wear reflective clothing when appropriate, loose fitting light colored clothes when outside.

6. Encourage workers to drink adequate replacement fluids. A person should drink 1 1/2 gallons of water per day. Salt pills or sport drinks with added salt are unnecessary as the typical American has enough salt in their diet. If a person loses 1.5% of their total body weight in a workday, they are not drinking enough fluids (for example, if a 200 pound employee loses more than 3 pounds in a day, they need to drink more fluid).

7. Take breaks in a shaded, or if possible air-conditioned area following the frequency indicated in the appendices at http://www.orcbs.msu.edu/occupational/programs_guidelines/heat_stress/heatstressmanual.pdf Cool fluids must be available during breaks.

8. Someone who develops symptoms of heat exhaustion or heat stroke should be removed to a cool area, provided fluids and be medically evaluated.

9. Use the buddy system (never working alone in hot areas) to monitor co-worker for heat stress.

10. Encourage employees to maintain physical fitness.

Lyme Disease Prevention (GHEA Health Newsletter)

More cases of Lyme disease are reported than any other vector-borne disease in the United States. There were 29,959 confirmed cases and 8509 probable cases of Lyme disease in the United States in 2009; most of these cases are reported from the Northeast and upper Midwest. See more on Lyme disease statistics.

Lyme disease is caused by the bacterium Borrelia burgdorferi. People become infected with the Lyme disease bacteria when they are bitten by an infected blacklegged tick.

As we start spending more time outdoors during spring and into summer, we have to be aware of the risk of tick bites. Gardening, camping, hiking, and just playing outdoors are all great spring and summertime activities, but make tick protection part of your outdoor plans as well.

Immature ticks (larvae and nymphs) are so small that they can be difficult to see. However, all stages of ticks need to feed on blood to continue on to the next stages – therefore these tiny ticks can be an important threat.

Ticks also feed on mammals and birds, which play a role in maintaining ticks and maintaining the Lyme disease bacteria. Ticks (including species other than the blacklegged ticks) can also transmit diseases other than Lyme disease, including

Rocky Mountain spotted fever, erlichiosis, anaplasmosis, Colorado tick fever, and Powassan encephalitis.

Fortunately there are several tactics you and your family can use to prevent tick bites and reduce your risk of tick-borne disease.

Protect yourself from tick bites.

Know where to expect ticks. Blacklegged ticks live in moist and humid environments, particularly in or near wooded or grassy areas. You may come into contact with ticks during outdoor activities around your home or when walking through vegetation such as leaf litter or shrubs. To avoid ticks, walk in the center of trails.

Use a repellent with DEET (on skin or clothing) or permethrin (on clothing and gear). Products containing permethrin can be used to treat boots, clothing and camping gear which can remain protective through several washings. Repellents containing 20% or more DEET (N, N-diethyl-m-toluamide) can be applied to the skin, and they can protect up to several hours. Always follow product instructions! Parents should apply repellents to their children, taking care to avoid application to hands, eyes, and mouth.

Perform daily tick checks

Check your body for ticks after being outdoors, even in your own yard. Conduct a body check upon return from potentially tick-infested areas by searching your entire body for ticks. Use a hand-held or full-length mirror to view all parts of your body and remove any tick you find. Take special care to check these parts of your body and your child's body for ticks:

Under the arms

In and around the ears

Inside belly button

Back of the knees

In and around all head and body hair

Between the legs

Around the waist

Check your clothing and pets for ticks. Ticks may be carried into the house on clothing and pets. Both should be examined carefully, and any ticks that are found should be removed. Placing clothes into a dryer on high heat effectively kills ticks.

What to do if you are bitten by a tick:

Remove an attached tick using fine-tipped tweezers as soon as you notice it. If a tick is attached to your skin for less than 24 hours, your chance of getting Lyme disease is extremely small. But to be safe, watch for signs or symptoms of Lyme disease such as rash or fever, and see a health care provider if these develop. For more information, see tick removal.

Your risk of acquiring a tick-borne illness depends on many factors, including where you live, what type of tick bit you, and how long the tick was attached. If you become ill after a tick bite, see a health care provider.

You can create tick-safe zones in your yard

Modify your landscaping to create "Tick-Safe Zones." It's pretty simple. Keep patios, play areas and playground equipment away from shrubs, bushes, and other vegetation. Regularly remove leaf litter and clear tall grasses and brush around your home, and place wood chips or gravel between lawns and wooded areas to keep ticks away from recreational areas (and away from you).

Use a chemical control agent. Effective tick control chemicals are available for use by the homeowner, or they can be applied by a professional pest control expert. Even limited applications can greatly reduce the number of ticks–a single springtime application of acaricide can reduce the population of ticks that cause Lyme disease by 68–100%.

Discourage deer. Deer are the main food source for adult ticks. Keep deer away from your home by removing plants that attract deer and constructing physical barriers that may help discourage deer from entering your yard and bringing ticks with them. Deer management has also been studied with regard to its impact on tick populations.

Prevent family pets from bringing ticks into the home

Maintain your family pet under a veterinarian's care. Two of the ways to get rid of ticks on dogs and cats are putting on tick medicine or using a tick collar. Be sure to use these products according to the package instructions.

10.19 Asbestos.

Asbestos was found dumped at the surface in one location and in obvious mounds where trash had been pushed from burn pads. These areas are not being sampled and the risk to human health may be low due to the fact that a surface clearance of asbestos was completed in these areas. PPE will be maintained and utilized when sampling in areas historically used for storing ACM. The safety specialist shall be trained on how to properly identify asbestos in the rare chance that it is encountered during sampling. In the event that asbestos is encountered, the safety specialist shall stop work immediately, report it, and re-evaluate the safety plan at that time. Report findings of suspect ACMs to Mr. Mark Patterson, the Base Environmental Coordinator. Mr. Patterson can be contacted at (330) 358-7311.

11. EMERGENCY PREPAREDNESS

The following is a list of emergency response numbers in case of emergency:

FIRST CALL:

RVAAP Security, Guard Post 1		***330 358-2017***

IN THE EVENT NO RESPONSE FROM POST #1 THEN CALL:

Land/Air Ambulance	***Ravenna City Fire Dept***	***911 or 330 297-5738***
Emergency Hospital Care	Robinson Memorial Hospital	330 297-2449/0811
Police	Portage County Sheriff	330 678-7012
Police	Trumbull County Sheriff	330 675-2508
Fire Department (City of Ravenna)		330-297-5738
Mark Patterson	Acting Facility Manager	330 358-7311
Jerry Simms	Safety and Health Mgr.	502-315-6347
Matthew Burg (Corps Chief Safety Officer-Louisville District)		502-315-7061

12. ON / OFF-SITE COMMUNICATION

Communication will be facilitated by the use of cellular phones and Ravenna provided radios. Access to off-site resources will be facilitated by use of cellular phones.

13. ACCIDENT PREVENTION AND REPORTING

In the event of an accident, immediate first aid will be sought. Within 24 hrs of any reportable accident, an Accident Report (ENG 3394) will be completed in accordance with AR 385-1-40, and notification to the District Safety and Occupational Health Office, within 48 hours. Any injury to 3 or more employees, requiring hospitalization, an accident resulting in a fatality, hospitalization and / or property damage in excess of $200,000 requires notification to OSHA within 24 hrs. Notification will also be required to the USACE.

14. APPENDICES

Appendix	Subject Reference
A	Site Map to Hospital
B	Hazards Inventory (See Attached)
C	Activity Hazard Analysis (See Attached)
D	Potential Exposures (See Attached)
E	Accident Report (ENG 3394) Hard Copy
F	Material Safety Data Sheets (See Attached)

APPENDIX A – HOSPITAL DIRECTIONS AND MAP

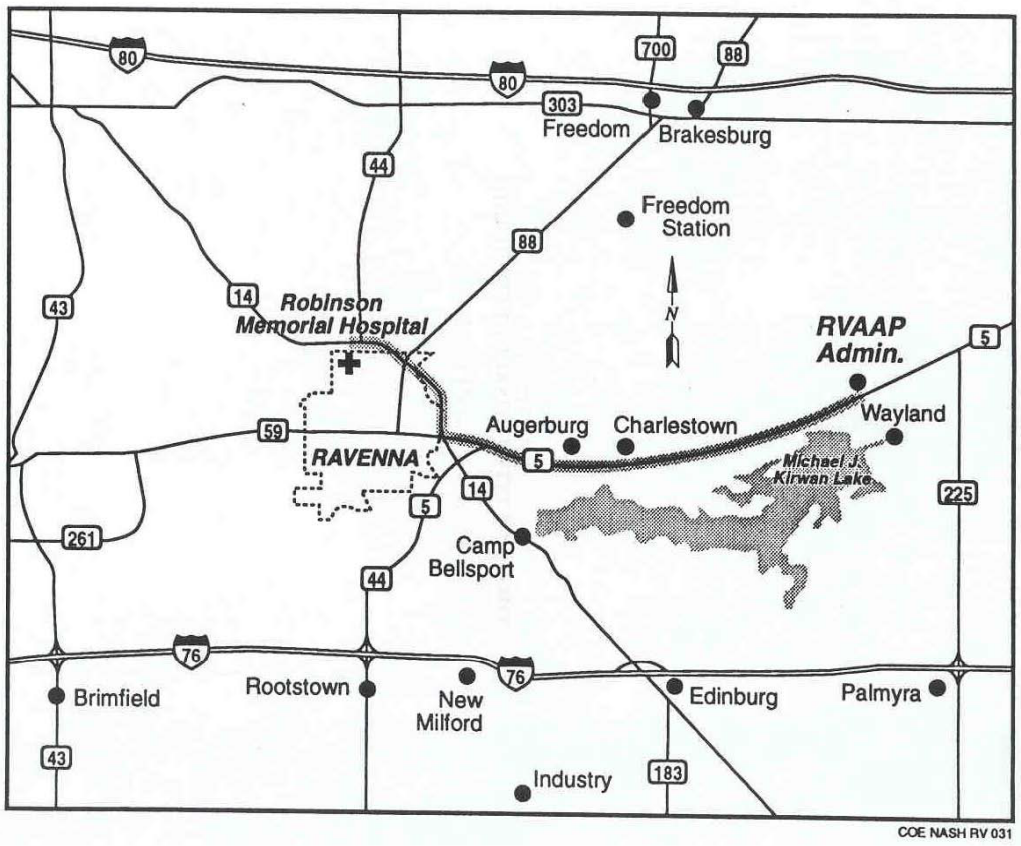

Figure 1 – Robinson Memorial Hospital, Ravenna, Ohio

Directions to the Hospital from the Site

Robinson Memorial Hospital is located approximately 16 km

(10 miles) from the site at

6847 N. Chestnut Street in Ravenna, Ohio.

330 297-2449/0811

It can be reached by taking

Highway 5 west, approx 6.3 miles,

Stay straight on Highway 5, approx 0.7 miles to OH-14 (McDonalds)

Turn right onto OH-14, approx 2.3 miles

Turn left onto N. Chestnut St.

Go approx 0.1 to the hospital.

APPENDIX B – HAZARDS INVENTORY

APPENDIX B Hazards Inventory

Yes	No	Hazard
	X	Confined space entry [Not anticipated. Any confined space entry will require assessment in the SSHP Addendum and compliance with Section 9.4 of the RVAAP Facility-wide Safety and Health Plan]
	X	Excavation entry [Not anticipated. Any excavation entry will require sloping or shoring excavation and compliance with all other applicable requirements.
X		Heavy equipment (drill rigs, backhoes). Direct push sampler (Geoprobe) will be used to obtain subsurface soil samples
X		Potential dangerous tools (brush clearing with chainsaws, machetes, sling blades)
X		Heavy lifting (IDW handling), sample coolers
X		Fire (fuels)
X		Explosion (munitions and explosives of concern)
X		Electrical shock (electrical equipment)
X		Exposure to chemicals (site contaminants and chemicals used during site work)
X		Temperature extremes
X		Biological hazards (poison ivy, Lyme disease, Histoplasmosis)
	X	Radiation or radioactive contamination
X		Noise (equipment)

APPENDIX C – ACTIVITY HAZARD ANALYSIS

Table 3-2. Activity Hazard Analysis

Date Prepared: May 23, 2012
Project: Soil Sampling/Characterization of Soils - Winklepeck Burning Grounds at RVAAP
Job: Site Mobilization and Demobilization
Prepared By: Brittney Hyde
Reviewed By: Jerry Simms

Risk Assessment Code (RAC): L

E = Extremely High Risk
H = High Risk
M = Moderate Risk
L = Low Risk

Severity	Probability: Frequent	Likely	Occasional	Seldom	Unlikely
Catastrophic					
Critical					
Marginal					
Negligible					

Recommended Protective Clothing & Equipment:
Level D PPE

JOB STEPS	HAZARDS	ACTIONS TO ELIMINATE OR MINIMIZE HAZARDS	EM 385-1-1 (PARA REF)
General	Biological hazards (bees, mosquitoes, ticks, Lyme disease, histoplasmosis, poisonous plants, wasps, and snakes)	Level D PPE Insect repellant, as necessary. Pant legs tucked into boots or otherwise closed to minimize tick entry or contact with harmful plants Inspect for ticks during the day and at the end of each work day (see Section 10.18) Avoidance of accumulations of bird or bat droppings (see Section 10.17) Protective ointments and/or specialized cleaners if working in areas with poisonous plants Site-specific instruction in recognition and avoidance of harmful plants and/or animals	EM 385-1-1 06.D
	Temperature extremes	Administrative controls (see Section 9.0) Cooled (shaded) or warmed break area depending on the season Routine breaks in established break area and unscheduled breaks, if needed (see Section 9.0) Chilled water if temperature exceeds 70°F Monitoring – ambient temperature measurements at least twice daily. Temperatures greater than 80°F, temperatures less than 30°F, and the use of impermeable clothing require additional controls (see Section 9.0) Site- and season-specific instruction in weather hazards and hazard controls	EM 385-1-1 06.I
	Contact with MEC	On-site training in ordnance recognition for all field personnel. Any investigation work within a MRS will follow MEC avoidance protocol. MEC surveys will be conducted in MRSs by a UXO technician for intrusive work and a UXO technician will accompany investigation teams. Avoid areas or withdraw all personnel from area, as directed by UXO technician, if ordnance or suspected ordnance is discovered. Monitoring - visual surveys for ordnance. Instrument surveys by UXO technicians in MRS. Follow requirements of governing Explosive Safety Submittal, if required, for the project.	EM 385-1-1 33.A

CELRL Form 1259, 1 November 2001 — Previous Versions are Obsolete and Should Not Be Used

Table 3-2. Activity Hazard Analysis (continued)

Date Prepared: May 23, 2012
Project: Soil Sampling/Characterization of Soils - Winklepeck Burning Grounds at RVAAP
Job: Site Mobilization and Demobilization

JOB STEPS	HAZARDS	ACTIONS TO ELIMINATE OR MINIMIZE HAZARDS	EM 385-1-1 (PARA REF)
General	Exposure to chemicals	Wash face and hands and any other exposed areas prior to taking anything by mouth. HAZWOPER training and medical clearance	EM 385-1-1 06.A and B, and Section 28
	Severe weather	Locate nearest severe weather shelter/strong structure before beginning fieldwork. Suspend fieldwork if lightning within 10 miles of site or tornado warning issued. Do not work in areas subject to flash flooding	EM 385-1-1 06.I
Vehicle Operation	Vehicle accidents	Vehicle operation (valid driver's license, seat belt use, routine vehicle inspections, no cell phone use while driving, compliance with applicable laws and regulations, and defensive driving). Visual inspection includes the vehicle and any associated items such as trailers or external cargo carriers. The operator verifies that the following items are present and functional: seatbelt(s), lights, turn signals, operating brakes, speedometer, fuel gage, horn, windshield, windshield wiper, defrosting/defogging system, rear view mirror, cab, non-slip surfaces on steps, and tires (approximately proper inflation) While driving on RVAAP, facility personnel shall take necessary precautions to avoid hitting deer. Observe and maintain posted speed limits for both day and night driving conditions.	EM 385-1-1 18
Moving Equipment	Musculoskeletal injuries (lifting heavy items)	Maximum 50 lb per individual, safety shoes, mechanical assistance >50 lb An evaluation of potential pinch points and/or weight strain should be conducted. Clear area of all unnecessary equipment and slip/trip hazards. Additional help will be obtained by workers or mechanical assistance used on-site if equipment to be moved is unwieldy, has a weight >50 lb, or has to be moved by maneuvering through awkward positioning Plan activities so body is not twisted/contorted	EM 385-1-1 14.A
	General safety hazards (slips, trips, and falls)	Clean and organized work areas, keeping walkways and working areas clear, including snow, ice, and standing water	EM 385-1-1 2.B

CELRL Form 1259, 1 November 2001 Previous Versions are Obsolete and Should Not Be Used

Table 3-2. Activity Hazard Analysis (continued)

Date Prepared: May 23, 2012
Project: Soil Sampling/Characterization of Soils - Winklepeck Burning Grounds at RVAAP
Job: Site Mobilization and Demobilization

Equipment to be Used	Inspection Requirements	Training Requirements
Vehicles General hand tools, if necessary	Daily safety inspections of operations. Initial and at least weekly inspections of equipment All tools must be inspected daily and taken out of service if damaged Daily vehicle inspection	HAZWOPER 40-hr training and current refresher training Medical clearance Properly trained personnel to operate equipment Valid driver's licenses Site-specific training including site hazard communication training CPR and first aid training for at least two on-site personnel and at least one person per field team

CELRL Form 1259, 1 November 2001 Previous Versions are Obsolete and Should Not Be Used

Table 3-2. Activity Hazard Analysis (continued)

Date Prepared: May 23, 2012
Project: Soil Sampling/Characterization of Soils - Winklepeck Burning Grounds at RVAAP
Job: Soil Sampling with Excavation Equipment
Prepared By: Brittney Hyde
Reviewed By: Jerry Simms

Risk Assessment Code (RAC): L

Recommended Protective Clothing & Equipment:
Level D PPE including hardhat plus nitrile or equivalent gloves for contact with contaminated material

E = Extremely High Risk
H = High Risk
M = Moderate Risk
L = Low Risk

Severity	Probability: Frequent	Likely	Occasional	Seldom	Unlikely
Catastrophic					
Critical					
Marginal					
Negligible					

JOB STEPS	HAZARDS	ACTIONS TO ELIMINATE OR MINIMIZE HAZARDS	EM 385-1-1 (PARA REF)
General	Biological hazards (bees, mosquitoes, ticks, Lyme disease, histoplasmosis, poisonous plants, wasps, and snakes)	Level D PPE Insect repellant, as necessary Pant legs tucked into boots or otherwise closed to minimize tick entry and contact with hazardous plants Inspect for ticks during the day and at the end of each work day (see Section 10.18) Avoidance of accumulations of bird or bat droppings (see Section 10.17) Protective ointments and/or specialized cleaners if working in areas with poisonous plants. Site-specific instruction in recognition and avoidance of harmful plants and/or animals	EM 385-1-1 06.D
	Temperature extremes	Administrative controls (see Section 9.0) Cooled (shaded) or warmed break area depending on the season Routine breaks in established break area and unscheduled breaks if needed (see Section 9.0) Chilled water if temperature exceeds 70°F Monitoring – ambient temperature measurements at least twice daily. Temperatures greater than 80°F, temperatures less than 30°F, and the use of impermeable clothing require additional controls (see Section 9.0) Site- and season-specific instruction in weather hazards and hazard controls	EM 385-1-1 06.I
	Contact with MEC	On-site training in ordnance recognition for all field personnel. Any investigation work within a MRS will follow MEC avoidance protocol. MEC surveys will be conducted in MRSs by a UXO technician for intrusive work and a UXO technician will accompany investigation teams. Avoid areas or withdraw all personnel from area, as directed by UXO technician, if ordnance or suspected ordnance is discovered. Monitoring - visual surveys for ordnance. Instrument surveys by UXO technicians in MRS. Follow requirements of governing Explosive Safety Submittal, if required, for the project.	EM 385-1-1 33.A and 25.A.01.m

CELRL Form 1259, 1 November 2001 Previous Versions are Obsolete and Should Not Be Used

Table 3-2. Activity Hazard Analysis (continued)

Date Prepared: May 23, 2012
Project: Soil Sampling/Characterization of Soils - Winklepeck Burning Grounds at RVAAP
Job: Soil Sampling with Excavation Equipment

JOB STEPS	HAZARDS	ACTIONS TO ELIMINATE OR MINIMIZE HAZARDS	EM 385-1-1 (PARA REF)
General	Lifting heavy items	Evaluate potential pinch points and/or weight strain prior to lifting. Clear area of all unnecessary equipment and slip/trip hazards. Additional help will be obtained by workers or mechanical assistance used on-site if equipment to be moved is unwieldy, has a weight >50 lb, or has to be moved by maneuvering through awkward positioning	EM 385-1-1 14.A
	Severe weather	Locate nearest severe weather shelter/strong structure before beginning fieldwork. Suspend fieldwork if lightning within 10 miles of site or tornado warning issued. Do not work in areas subject to flash flooding	EM 385-1-1 06.I
Using Excavation Equipment	Safety hazards associated with excavation equipment	Level D PPE including hardhat (see Section 6.0) Unnecessary personnel will stay well clear of operating equipment Functional back-up alarm Exclusion zone around excavation areas Only experienced operators will be allowed to operate equipment HAZWOPER safety training Monitoring - daily safety inspections of operations. Initial and at least weekly inspections of excavation equipment	EM 385-1-1 25
	Noise	Hearing protection within 7.6 m (25 ft) of backhoe or similar equipment unless equipment-specific monitoring indicates exposures less than 90 dB Monitoring - daily safety inspections	EM 385-1-1 05.C
	Contact with buried or overhead electrical or other hazards	Identification and clearance of overhead and underground utilities Monitoring - visual of all work areas	EM 385-1-1 25.A.01.1
	Fire (vehicle fuels and flammable contaminants)	Fuels stored in safety containers labeled/listed by a nationally recognized testing laboratory Bonding and grounding during fuel transfers Fuel storage areas marked with "No smoking" or "Open Flame" signs No ignition sources within 50 ft of fuel storage areas Fire extinguishers near fuel storage areas and inspected monthly Monitoring - daily safety inspection. Combustible gas indicator if buried organic material or other source of flammable gas suspected	EM 385-1-1 09.A

CELRL Form 1259, 1 November 2001 Previous Versions are Obsolete and Should Not Be Used

Table 3-2. Activity Hazard Analysis (continued)

Date Prepared: May 23, 2012
Project: Soil Sampling/Characterization of Soils - Winklepeck Burning Grounds at RVAAP
Job: Soil Sampling with Excavation Equipment

JOB STEPS	HAZARDS	ACTIONS TO ELIMINATE OR MINIMIZE HAZARDS	EM 385-1-1 (PARA REF)
Soil Sampling	Potential excavation cave-in	Designated excavation competent person. If personnel will enter trenches deeper than 5 ft, trench cave-in must be prevented as required in EM 385-1-1.25. Whenever possible, samples will be collected from outside the excavation by sampling soil in the backhoe bucket or soil from the bottom of the excavation using an auger extension. Prior to sampling from excavations deeper than 1.5 m (4 ft) deep, excavation edges will be examined visually and approached only at points that are clearly cohesive and show no signs of collapse (see Section 10.8) Monitoring - daily safety inspections of operations. Examine excavation edge for signs of spalling or collapse	EM 385-1-1 25
	Exposure to chemicals	PPE (Level D) plus nitrile or equivalent gloves for contact with contaminated material. Washing face and hands prior to taking anything by mouth. Staying upwind of any dust-generating activities Hazard communication training MSDS for chemical tools on-site Chemical containers labeled to indicate contents and hazard Medical clearance for hazardous waste work Decontamination of potentially contaminated equipment prior to servicing Monitoring - photoionization detector or other monitoring as appropriate	EM 385-1-1 06.A and B and Section 28
Shipping and Packing Samples	Hazardous material shipping/transportation regulatory violation or spill	Ensure DOT/IATA compliance if shipping chemicals or other hazardous materials or samples Hazardous materials shippers must be trained and certified	EM 385-1-1 6.B.03.f

Equipment to be Used	Inspection Requirements	Training Requirements
Trucks Excavators Sample containers/dipper if necessary	Daily safety inspections of operations. Initial and at least weekly inspections of excavation equipment All tools must be inspected daily and taken out of service if damaged Daily vehicle inspection	HAZWOPER 40-hr training and current refresher training Medical clearance Properly trained personnel to operate excavator Excavation competent person training Site-specific training including site hazard communication training CPR and first aid training for at least two on-site personnel and at least one person per field team

CELRL Form 1259, 1 November 2001 Previous Versions are Obsolete and Should Not Be Used

L

Table 3-2. Activity Hazard Analysis (continued)

Date Prepared: May 23, 2012
Project: Soil Sampling/Characterization of Soils - Winklepeck Burning Grounds at RVAAP
Job: Soil Boring and Sampling, Monitoring Well Installation Using a Drill Rig, and Groundwater Sampling
Prepared By: Brittney Hyde
R i d B J Si

Recommended Protective Clothing & Equipment:
Level D PPE including hardhat plus nitrile or equivalent gloves for contact with contaminated material

Risk Assessment Code (RAC):

E = Extremely High Risk
H = High Risk
M = Moderate Risk
L = Low Risk

Severity	Probability: Frequent	Likely	Occasional	Seldom	Unlikely
Catastrophic					
Critical					
Marginal					
Negligible					

JOB STEPS	HAZARDS	ACTIONS TO ELIMINATE OR MINIMIZE HAZARDS	EM 385-1-1 (PARA REF)
General	Biological hazards (bees, mosquitoes, ticks, Lyme disease, histoplasmosis, poisonous plants, wasps, and snakes)	Level D PPE Insect repellant, as necessary Pant legs tucked into boots or otherwise closed to minimize tick entry and contact with harmful plants Inspect for ticks during the day and at the end of each work day (see Section 10.18) Avoidance of accumulations of bird or bat droppings (see Section 10.17) Protective ointments or specialized cleaners if working in areas with poisonous plants Site-specific instruction in recognition and avoidance of harmful plants and animals	EM 385-1-1 06.D
	Temperature extremes	Administrative controls (see Section 9.0) Cooled (shaded) or warmed break area depending on the season Routine breaks in established break area and unscheduled breaks if need (see Section 9.0) Chilled water if temperature exceeds 70°F Monitoring – ambient temperature measurements at least twice daily. Temperatures greater than 80°F, temperatures less than 30°F, and impermeable clothing require additional controls Site- and season-specific instruction in weather hazards and hazard controls	EM 385-1-1 06.I
	Contact with MEC	On-site training in ordnance recognition for all field personnel. Any investigation work within a MRS will follow MEC avoidance protocol. MEC surveys will be conducted in MRSs by a UXO technician for intrusive work and a UXO technician will accompany investigation teams. Avoid areas or withdraw all personnel from area, as directed by UXO technician, if ordnance or suspected ordnance is discovered. Monitoring - visual surveys for ordnance. Instrument surveys by UXO technicians in MRS. Follow requirements of governing Explosive Safety Submittal, if required, for the project.	EM 385-1-1 33.A

CELRL Form 1259, 1 November 2001 Previous Versions are Obsolete and Should Not Be Used

Table 3-2. Activity Hazard Analysis (continued)

Date Prepared: May 23, 2012
Project: Soil Sampling/Characterization of Soils - Winklepeck Burning Grounds at RVAAP
Job: Soil Boring and Sampling, Monitoring Well Installation Using a Drill Rig, and Groundwater Sampling

JOB STEPS	HAZARDS	ACTIONS TO ELIMINATE OR MINIMIZE HAZARDS	EM 385-1-1 (PARA REF)
General	Lifting heavy items	Evaluation of potential pinch points and/or weight strain. Clear area of all unnecessary equipment and slip/trip hazards. Additional help will be obtained by workers or mechanical assistance used on-site if equipment to be moved is unwieldy, has a weight >50 lb, or has to be moved by maneuvering through awkward positioning	EM 385-1-1 14.A
	Severe weather	Locate nearest severe weather shelter/strong structure before beginning fieldwork. Suspend fieldwork if lightning within 10 miles of site or tornado warning issued. Do not work in areas subject to flash flooding	EM 385-1-1 06.I
Drilling	General safety hazards (rotating machinery, suspended loads, moving equipment, slips, and falls)	Level D PPE (see Section 6.0) plus hard hat No employees under lifted loads At least two functional kill switches Functional back-up alarm Drill rig manual on-site Only experienced operators Exclusion zone at least equal to mast height Hazardous waste safety training Monitoring - daily site safety inspections. Weekly drill rig inspections	EM 385-1-1 18.H
	Noise	Hearing protection within 7.6 m (25 ft) of rig unless rig-specific monitoring indicates noise exposure of less than 90 dB Monitoring - daily safety inspections	EM 385-1-1 05.C
	Fire (vehicle fuels or subsurface contaminants)	Fuels stored in safety containers labeled/listed by nationally recognized testing laboratory Bonding and grounding during fuel transfers Fuel storage areas marked with "No Smoking" or "Open Flame" signs No ignition sources within 50 ft of fuel storage areas Fire extinguishers in all fuel use areas and inspected monthly Monitoring - combustible gas indicator if buried organic material or other source of flammable gas is suspected	EM 385-1-1 09.A
	Contact with buried or overhead electrical or other hazards	Identification and clearance of overhead and underground utilities Monitoring - visual of all work areas	EM 385-1-1 05.I

Table 3-2. Activity Hazard Analysis (continued)

Date Prepared: May 23, 2012
Project: Soil Sampling/Characterization of Soils - Winklepeck Burning Grounds at RVAAP
Job: Soil Boring and Sampling, Monitoring Well Installation Using a Drill Rig, and Groundwater Sampling

JOB STEPS	HAZARDS	ACTIONS TO ELIMINATE OR MINIMIZE HAZARDS	EM 385-1-1 (PARA REF)
Drilling	Operating hand tools or power tools	Clean and organized work areas, keeping walkways and working areas clear. 110-V portable tools will be connected through GFCI	EM 385-1-1 13.A
Soil and Groundwater Sampling	Exposure to chemicals	PPE (Level D) plus nitrile or equivalent gloves for contact with contaminated material. Washing face and hands prior to taking anything by mouth. Staying upwind of any dust-generating activities. Minimal contact Hazard communication training MSDS for chemical tools on-site Chemical containers labeled to indicate contents and hazard Medical clearance for hazardous waste work Decontamination of potentially contaminated equipment prior to servicing Monitoring - photoionization detector or other monitoring as appropriate	EM 385-1-1 06.A and B
	Cuts or other injuries from opening sampling tubes	Use dedicated tube cutter or hooked safety blades when using polymer sample tubes. Wear heavy cut-resistant gloves when opening polymer sample tubes. Keep fingers from between split spoon halves	EM 385-1-1 13.A
Shipping and Packing Samples	Hazardous material shipping/transportation regulatory violation or spill (soil and groundwater samples)	Ensure DOT/IATA compliance if shipping chemicals or other hazardous materials or samples Hazardous materials shippers must be trained and certified	EM 385-1-1 6.B.03.f

Equipment to be Used	Inspection Requirements	Training Requirements
Drill rig Support truck Sampling equipment if necessary	Daily safety inspections of operations. Initial and at least weekly inspections of excavation equipment Daily vehicle inspection All tools must be inspected daily and taken out of service if damaged	HAZWOPER 40-hr training and current refresher training Medical clearance Properly trained personnel to operate drill rig Site-specific training including site hazard communication training CPR and first aid training for at least two on-site personnel and at least one person per field team

CELRL Form 1259, 1 November 2001 Previous Versions are Obsolete and Should Not Be Used

Table 3-2. Activity Hazard Analysis (continued)

Date Prepared: May 23, 2012
Project: Soil Sampling/Characterization of Soils - Winklepeck Burning Grounds at RVAAP
Job: Soil Boring and Soil Sampling Using DPT
Prepared By: Brittney Hyde
Reviewed By: Jerry Simms

Risk Assessment Code (RAC): L

E = Extremely High Risk
H = High Risk
M = Moderate Risk
L = Low Risk

Severity	Probability: Frequent	Likely	Occasional	Seldom	Unlikely
Catastrophic					
Critical					
Marginal					
Negligible					

Recommended Protective Clothing & Equipment:
Level D PPE including hardhat plus nitrile or equivalent gloves for contact with contaminated material

JOB STEPS	HAZARDS	ACTIONS TO ELIMINATE OR MINIMIZE HAZARDS	EM 385-1-1 (PARA REF)
General	Biological hazards (bees, mosquitoes, ticks, Lyme disease, histoplasmosis, poisonous plants, wasps, and snakes)	Level D PPE Insect repellant, as necessary Pant legs tucked into boots or otherwise closed to minimize tick entry and contact with harmful plants Inspect for ticks during the day and at the end of each work day (see Section 10.18) Avoidance of accumulations of bird or bat droppings (see Section 10.17) Protective ointments or specialized cleaners if working in areas with poisonous plants Site-specific instruction in recognition and avoidance of harmful plants and animals	EM 385-1-1 06.D
	Temperature extremes	Administrative controls (see Section 9.0) Cooled (shaded) or warmed break area depending on the season Routine breaks in established break area and unscheduled breaks if needed (see Section 9.0) Chilled water if temperature exceeds 70°F Monitoring – ambient temperature measurements at least twice daily Temperatures greater than 80°F, temperatures less than 30°F, and impermeable clothing require additional controls Site- and season-specific instruction in weather hazards and hazard controls	EM 385-1-1 06.I
	Contact with MEC	On-site training in ordnance recognition for all field personnel. Any investigation work within a MRS will follow MEC avoidance protocol. MEC surveys will be conducted in MRSs by a UXO technician for intrusive work and a UXO technician will accompany investigation teams. Avoid areas or withdraw all personnel from area, as directed by UXO technician, if ordnance or suspected ordnance is discovered. Monitoring - visual surveys for ordnance. Instrument surveys by UXO technicians in MRS. Follow requirements of governing Explosive Safety Submittal, if required, for the project.	EM 385-1-1 33.A
	Lifting heavy items	Evaluate the lift and potential pinch points. Clear area of all unnecessary equipment and slip/trip hazards. Additional help will be obtained by workers or mechanical assistance used on-site if equipment to be moved is unwieldy, has a weight >50 lb, or has to be moved by maneuvering through awkward positioning	EM 385-1-1 14.A

Table 3-2. Activity Hazard Analysis (continued)

Date Prepared: May 23, 2012
Project: Soil Sampling/Characterization of Soils - Winklepeck Burning Grounds at RVAAP
Job: Soil Boring and Soil Sampling Using DPT

JOB STEPS	HAZARDS	ACTIONS TO ELIMINATE OR MINIMIZE HAZARDS	EM 385-1-1 (PARA REF)
General	Severe weather	Locate nearest severe weather shelter/strong structure before beginning fieldwork. Suspend fieldwork if lightning within 10 miles of site or tornado warning issued. Do not work in areas subject to flash flooding	EM 385-1-1 06.I
Drilling	General safety hazards (rotating machinery, suspended loads, moving equipment, slips, and falls)	Level D PPE (see Section 6.0) plus hard hat No employees under lifted loads At least two functional kill switches or switches that require continuous force to activate Functional back-up alarm Drill rig manual on-site Only experienced operators Exclusion zone at least equal to mast height HAZWOPER safety training Monitoring - daily site safety inspections. Weekly drill rig inspections	EM 385-1-1 18.H
	Noise	Hearing protection within 7.6 m (25 ft) of rig unless rig-specific monitoring indicates noise exposure of less than 90 dB Monitoring - daily safety inspections	EM 385-1-1 05.C
	Fire (vehicle fuels or subsurface contaminants)	Fuels stored in safety containers labeled/listed by nationally recognized testing laboratory Bonding and grounding during fuel transfers Fuel storage areas marked with "No Smoking" or "Open Flame" signs No ignition sources within 50 ft of fuel storage areas Fire extinguishers in all fuel use areas and inspected monthly Monitoring - combustible gas indicator if buried organic material or other source of flammable gas is suspected	EM 385-1-1 09.A
	Electric shock	Identification and clearance of overhead and underground utilities Monitoring - visual of all work areas 110-V electrical tools connected through GFCI	EM 385-1-1 05.I
	Operating hand tools or power tools	Clean and organized work areas, keeping walkways and working areas clear. 110-V portable tools will be connected through GFCI	EM 385-1-1 13.A

CELRL Form 1259, 1 November 2001 Previous Versions are Obsolete and Should Not Be Used

Table 3-2. Activity Hazard Analysis (continued)

Date Prepared: May 23, 2012
Project: Soil Sampling/Characterization of Soils - Winklepeck Burning Grounds at RVAAP
Job: Soil Boring and Soil Sampling Using DPT

JOB STEPS	HAZARDS	ACTIONS TO ELIMINATE OR MINIMIZE HAZARDS	EM 385-1-1 (PARA REF)
Soil Sampling	Exposure to chemicals	PPE (Level D) plus nitrile or equivalent gloves for contact with contaminated material. Washing face and hands prior to taking anything by mouth. Staying upwind of any dust-generating activities. Minimal contact Hazard communication training MSDS for chemical tools on-site Chemical containers labeled to indicate contents and hazard Medical clearance for hazardous waste work Decontamination of potentially contaminated equipment prior to servicing Monitoring - photoionization detector or other monitoring as appropriate HAZWOPER training and medical clearance	EM 385-1-1 06.A and B and Section 28
	Cuts or other injuries from opening sampling tubes	Use dedicated tube cutter or hooked safety blades when using polymer sample tubes. Wear heavy cut-resistant gloves when opening polymer sample tubes. Keep fingers from between split spoon halves	EM 385-1-1 13.A
Shipping and Packing Samples	Hazardous material shipping/transportation regulatory violation or spill (soil and groundwater samples)	Ensure DOT/IATA compliance if shipping chemicals or other hazardous materials or samples. Hazardous materials shippers must be trained and certified	EM 385-1-1 6.B.03.f

Equipment to be Used	Inspection Requirements	Training Requirements
DPT rig (such as Geoprobe rig) Support truck Sampling equipment if necessary	Daily safety inspections of operations. Initial and at least weekly inspections of excavation equipment Daily vehicle inspection All tools must be inspected daily and taken out of service if damaged	HAZWOPER 40-hr training and current refresher training Medical clearance Properly trained personnel to operate drill rig Site-specific training including site hazard communication training CPR and first aid training for at least two on-site personnel and at least one person per field team

CELRL Form 1259, 1 November 2001 Previous Versions are Obsolete and Should Not Be Used

Table 3-2. Activity Hazard Analysis (continued)

Date Prepared: May 23, 2012
Project: Soil Sampling/Characterization of Soils - Winklepeck Burning Grounds at RVAAP
Job: Soil, Sediment, or Surface Water Sampling Using Hand Augers, Scoops, or Sediment Sampler on Foot
Prepared By: Brittney Hyde
Reviewed By: Jerry Simms

Risk Assessment Code (RAC): L

E = Extremely High Risk
H = High Risk
M = Moderate Risk
L = Low Risk

Severity	Probability: Frequent	Likely	Occasional	Seldom	Unlikely
Catastrophic					
Critical					
Marginal					
Negligible					

Recommended Protective Clothing & Equipment:
Level D PPE plus nitrile or equivalent gloves for contact with contaminated material

JOB STEPS	HAZARDS	ACTIONS TO ELIMINATE OR MINIMIZE HAZARDS	EM 385-1-1 (PARA REF)
General	Biological hazards (bees, mosquitoes, ticks, Lyme disease, histoplasmosis, poisonous plants, wasps, and snakes)	Level D PPE Insect repellant, as necessary Pant legs tucked into boots or otherwise closed to minimize tick entry and contact with harmful plants Inspect for ticks during the day and at the end of each work day (see Section 10.18) Avoidance of accumulations of bird or bat droppings (see Section 10.17) Protective ointments or specialized cleaners if working in areas with poisonous plants Site-specific instruction in recognition and avoidance of harmful plants and animals	EM 385-1-1 06.D
	Temperature extremes	Administrative controls (see Section 9.0) Cooled (shaded) or warmed break area depending on the season Routine breaks in established break area (see Section 9.0) Chilled water if temperature exceeds 70°F Monitoring – ambient temperature measurements at least twice daily. Temperatures greater than 80°F, less than 30°F, and impermeable clothing require additional controls	EM 385-1-1 06.I
	Contact with MEC	On-site training in ordnance recognition for all field personnel. Any investigation work within a MRS will follow MEC avoidance protocol. MEC surveys will be conducted in MRSs by a UXO technician for intrusive work and a UXO technician will accompany investigation teams. Avoid areas or withdraw all personnel from area, as directed by UXO technician, if ordnance or suspected ordnance is discovered. Monitoring - visual surveys for ordnance. Instrument surveys by UXO technicians in MRS. Follow requirements of governing Explosive Safety Submittal, if required, for the project.	EM 385-1-1 33.A

CELRL Form 1259, 1 November 2001 Previous Versions are Obsolete and Should Not Be Used

Table 3-2. Activity Hazard Analysis (continued)

Date Prepared: May 23, 2012
Project: Soil Sampling/Characterization of Soils - Winklepeck Burning Grounds at RVAAP
Job: Soil, Sediment, or Surface Water Sampling Using Hand Augers, Scoops, or Sediment Sampler on Foot

JOB STEPS	HAZARDS	ACTIONS TO ELIMINATE OR MINIMIZE HAZARDS	EM 385-1-1 (PARA REF)
General	Lifting heavy items	Evaluation of potential pinch points and/or weight strain. Clear area of all unnecessary equipment and slip/trip hazards. Additional help will be obtained by workers or mechanical assistance used on-site if equipment to be moved is unwieldy, has a weight >50 lb, or has to be moved by maneuvering through awkward positioning	EM 385-1-1 14.A
	Severe weather	Locate nearest severe weather shelter/strong structure before beginning fieldwork. Suspend fieldwork if lightning within 10 miles of site or tornado warning issued. Do not work in areas subject to flash flooding	EM 385-1-1 06.I
Soil and Surface Water Sampling	Exposure to chemicals	PPE (Level D) plus nitrile or equivalent gloves for contact with contaminated material. Washing face and hands prior to taking anything by mouth. Staying upwind of any dust-generating activities. Minimal contact Hazard communication training MSDS for chemical tools on-site Chemical containers labeled to indicate contents and hazard HAZWOPER training and medical clearance for hazardous waste work Decontamination of potentially contaminated equipment prior to servicing Monitoring - photoionization detector or other sampling as appropriate	EM 385-1-1 06.A and B and Section 28
Surface Water Sampling	Drowning	Coast Guard approved personal floatation vests if working near (≤ 6 feet) or over water deeper than 4 feet.	EM 385-1-1 05.J
Shipping and Packing Samples	Hazardous material shipping/transportation regulatory violation or spill (soil and groundwater samples)	Ensure DOT/IATA compliance if shipping chemicals or other hazardous materials or samples. Hazardous materials shippers must be trained and certified	EM 385-1-1 6.B.03.f

Equipment to be Used	Inspection Requirements	Training Requirements
Sampling equipment if necessary	All tools must be inspected daily and taken out of service if damaged	HAZWOPER 40-hr training and current refresher training Medical clearance Site-specific training including site hazard communication training CPR and first aid training for at least two on-site personnel and at least one person per field team

CELRL Form 1259, 1 November 2001 Previous Versions are Obsolete and Should Not Be Used

Table 3-2. Activity Hazard Analysis (continued)

Risk Assessment Code (RAC): L

Date Prepared: May 23, 2012
Project: Soil Sampling/Characterization of Soils - Winklepeck Burning Grounds at RVAAP
Job: Vegetation Clearing with Chainsaws, Machetes, and Sling Blades
Prepared By: Brittney Hyde
Reviewed By: Jerry Simms

E = Extremely High Risk
H = High Risk
M = Moderate Risk
L = Low Risk

Severity	Probability: Frequent	Likely	Occasional	Seldom	Unlikely
Catastrophic					
Critical					
Marginal					
Negligible					

Recommended Protective Clothing & Equipment:
Level D PPE with hardhat and nitrile or equivalent gloves for contact with contaminated material. Leg protection required when operating chainsaw.

JOB STEPS	HAZARDS	ACTIONS TO ELIMINATE OR MINIMIZE HAZARDS	EM 385-1-1 (PARA REF)
General	Biological hazards (bees, mosquitoes, ticks, Lyme disease, histoplasmosis, poisonous plants, wasps, and snakes)	PPE (boots, work clothes – long pants and shirts with sleeves) Insect repellant, as necessary Pant legs tucked into boots or otherwise closed to minimize tick entry or contact with harmful plants Inspect for ticks during the day and at the end of each work day (see Section 10.18) Avoidance of accumulations of bird or bat droppings (see Section 10.17) Protective ointments and/or specialized cleaners if working in areas with poisonous plants Site-specific instruction in recognition and avoidance of harmful plants and/or animals	EM 385-1-1 06.D
	Temperature extremes	Administrative controls (see Section 9.0) Cooled (shaded) or warmed break area depending on the season Routine breaks in established break area and unscheduled breaks if needed (see Section 9.0) Chilled water if temperature exceeds 70°F Monitoring – ambient temperature measurements at least twice daily. Site- and season-specific instruction in weather hazards and hazard controls. Temperatures greater than 80°F, temperatures less than 30°F, and the use of impermeable clothing require additional controls (see Section 9.0)	EM 385-1-1 06.I
	Contact with MEC	On-site training in ordnance recognition for all field personnel. Any investigation work within a MRS will follow MEC avoidance protocol. MEC surveys will be conducted in MRSs by a UXO technician for intrusive work and a UXO technician will accompany investigation teams. Avoid areas or withdraw all personnel from area, as directed by UXO technician, if ordnance or suspected ordnance is discovered. Monitoring - visual surveys for ordnance. Instrument surveys by UXO technicians in MRS. Follow requirements of governing Explosive Safety Submittal, if required, for the project.	EM 385-1-1 33.A

CELRL Form 1259, 1 November 2001 Previous Versions are Obsolete and Should Not Be Used

Table 3-2. Activity Hazard Analysis (continued)

Date Prepared: May 23, 2012
Project: Soil Sampling/Characterization of Soils - Winklepeck Burning Grounds at RVAAP
Job: Vegetation Clearing with Chainsaws, Machetes, and Sling Blades

JOB STEPS	HAZARDS	ACTIONS TO ELIMINATE OR MINIMIZE HAZARDS	EM 385-1-1 (PARA REF)
General	Lifting heavy items	Evaluate potential pinch points and/or weight strain. Clear area of all unnecessary equipment and slip/trip hazards. Additional help will be obtained by workers or mechanical assistance used on-site if equipment to be moved is unwieldy, has a weight >50 lb, or has to be moved by maneuvering through awkward positioning	EM 385-1-1 14.A
	Severe weather	Locate nearest severe weather shelter/strong structure before beginning fieldwork. Suspend fieldwork if lightning within 10 miles of site or tornado warning issued. Do not work in areas subject to flash flooding	EM 385-1-1 06.I
Operating Machinery	General safety hazards (rotating machinery, contact with sharp edges, slips, and falls)	Level D PPE (see Section 6.0) plus hard hat Only experienced operators Personnel operating brush-clearing tools must maintain separation of at least 4.5 m (15 ft) Tools must be inspected daily and taken out of service if damaged Exclusion zone if there is a potential for entry of unauthorized personnel	EM 385-1-1 13.A and F
	Chainsaw kickback and related hazards	Level D protection including safety glasses or goggles, safety shoes, heavy duty work gloves, chainsaw chaps Saws must have automatic chain brake or kickback device Idle speed adjusted so chain does not move when idling Saws must not be used to cut above shoulder height Saws must be held with both hands when operating Additional requirements at EM 385-1-1, Section 31	EM 385-1-1 13.F
	Noise (chainsaw)	Hearing protection within 7.6 m (25 ft) of operating chainsaw unless equipment-specific monitoring indicates noise exposure of less than 90 dB	EM 385-1-1 05.C
	Fire (fuels)	Fuels stored in safety containers labeled/listed by a nationally recognized testing laboratory Bonding and grounding during fuel transfers Fuel storage areas marked with "No Smoking" or "Open Flame" signs No ignition sources within 50 ft of fuel storage areas Fire extinguishers in all fuel use areas and inspected monthly Gasoline-powered equipment turned off and allowed to cool for at least 5 min prior to fueling	EM 385-1-1 09.A
	Exposure to chemicals	PPE (Level D) plus nitrile or equivalent gloves for contact with contaminated material. Washing face and hands prior to taking anything by mouth. Minimal contact Chemical containers labeled to indicate contents and hazard	EM 385-1-1 06.A and B
	Electric shock	Electrical tools (110 V) must be connected through heavy duty power cord to GFCI	EM 385-1-1 05.I

CELRL Form 1259, 1 November 2001 Previous Versions are Obsolete and Should Not Be Used

Table 3-2. Activity Hazard Analysis (continued)

Date Prepared: May 23, 2012
Project: Soil Sampling/Characterization of Soils - Winklepeck Burning Grounds at RVAAP
Job: Vegetation Clearing with Chainsaws, Machetes, and Sling Blades

Equipment to be Used	Inspection Requirements	Training Requirements
Chainsaws, Machetes, and Sling Blades	Daily safety inspections of operations All tools must be inspected daily and taken out of service if damaged	HAZWOPER 40-hr training and current refresher training Medical clearance Properly trained personnel to operate tools Site-specific training including site hazard communication training CPR and first aid training for at least two on-site personnel and at least one person per field team

CELRL Form 1259, 1 November 2001 Previous Versions are Obsolete and Should Not Be Used

Table 3-2. Activity Hazard Analysis (continued)

Date Prepared: May 23, 2012
Project: Soil Sampling/Characterization of Soils - Winklepeck Burning Grounds at RVAAP
Job: IDW Handling
Prepared By: Brittney Hyde
Reviewed By: Jerry Simms

Risk Assessment Code (RAC): L

E = Extremely High Risk
H = High Risk
M = Moderate Risk
L = Low Risk

Severity	Probability: Frequent	Likely	Occasional	Seldom	Unlikely
Catastrophic					
Critical					
Marginal					
Negligible					

Recommended Protective Clothing & Equipment:
Level D PPE and nitrile or equivalent gloves for contact with contaminated material

JOB STEPS	HAZARDS	ACTIONS TO ELIMINATE OR MINIMIZE HAZARDS	EM 385-1-1 (PARA REF)
General	Biological hazards (bees, mosquitoes, ticks, Lyme disease, histoplasmosis, poisonous plants, wasps, and snakes)	PPE (boots, work clothes – long pants and shirts with sleeves) Insect repellant, as necessary Pant legs tucked into boots or otherwise closed to minimize tick entry or contact with harmful plants Inspect for ticks during the day and at the end of each work day (see Section 10.18 Avoidance of accumulations of bird or bat droppings (see Section 10.17) Protective ointments and/or specialized cleaners if working in areas with poisonous plants Site-specific instruction in recognition and avoidance of harmful plants and/or animals	EM 385-1-1 06.D
	Temperature extremes	Administrative controls (see Section 9.0) Cooled (shaded) or warmed break area depending on the season Routine breaks in established break area and unscheduled breaks if needed (see Section 9.0) Chilled water if temperature exceeds 70°F Monitoring – ambient temperature measurements at least twice daily Temperatures greater than 80°F, temperatures less than 30°F, and use of impermeable clothing require additional controls Site- and season-specific instruction in weather hazards and hazard controls	EM 385-1-1 06.I
	Contact with MEC	On-site training in ordnance recognition for all field personnel. Any investigation work within a MRS will follow MEC avoidance protocol. MEC surveys will be conducted in MRSs by a UXO technician for intrusive work and a UXO technician will accompany investigation teams. Avoid areas or withdrawal of all personnel from area, as directed by UXO technician, if ordnance or suspected ordnance is discovered. Monitoring - visual surveys for ordnance. Instrument surveys by UXO technicians in MRS. Follow requirements of governing Explosive Safety Submittal, if required, for the project.	EM 385-1-1 33.A

CELRL Form 1259, 1 November 2001 Previous Versions are Obsolete and Should Not Be Used

Table 3-2. Activity Hazard Analysis (continued)

Date Prepared: May 23, 2012
Project: Soil Sampling/Characterization of Soils - Winklepeck Burning Grounds at RVAAP
Job: IDW Handling

3JOB STEPS	HAZARDS	ACTIONS TO ELIMINATE OR MINIMIZE HAZARDS	EM 385-1-1 (PARA REF)
General	Lifting heavy items	Evaluate lifts in advance. Clear area of all unnecessary equipment and slip/trip hazards. Additional help will be obtained by workers or mechanical assistance used on-site if equipment to be moved is unwieldy, has a weight >50 lb, or has to be moved by maneuvering through awkward positioning	EM 385-1-1 14.A
	Severe weather	Locate nearest severe weather shelter/strong structure before beginning fieldwork. Suspend fieldwork if lightning within 10 miles of site or tornado warning issued. Do not work in areas subject to flash flooding	EM 385-1-1 06.I
Operating equipment	General hazards (lifting equipment, manual lifting, and slips)	Level D PPE including heavy duty gloves for materials handling (see Section 6.0) Unnecessary personnel will stay well clear of operating equipment Functional back-up alarm on fork trucks, bobcats, trucks, etc. Documented forklift training for forklift operators Only experienced operators will be allowed to operate equipment No personnel allowed under lifted loads Lifts of over 50 lb will be made with two or more personnel or with lifting equipment Hazardous waste safety training Compliance with EM 385-1-1, Sections 14 and 16	EM 385-1-1 14.A and 18.G.29
	Load stability	All loads will be secured to the forklift with locking strap or equivalent. Whenever possible, loads will be transported without stacking	EM 385-1-1 14.A and 18.G.29
	Visibility	Ensure maximum visibility is available when transporting drums. If vision is obscured, drive in reverse if possible	EM 385-1-1 14.A
	Pinch points	Be aware of all pinch points when handling drums or containers. Heavy duty gloves	EM 385-1-1 14.A
	Musculoskeletal injuries (opening/closing drums)	Plan activities so body is not twisted/contorted. Evaluate potential pinch points. Use proper tools for the task. Lifts of more than 50 lb require mechanical assistance or buddy lift	EM 385-1-1 13.A
	Fire (vehicle fuels and flammable contaminants)	Fuels stored in safety containers labeled/listed by a nationally recognized testing laboratory Bonding and grounding during fuel transfers Fuel storage areas marked with "No Smoking" or "Open Flame" signs Fire extinguishers in all fuel use areas and inspected monthly No ignition sources within 50 ft of areas where flammable materials are stored	EM 385-1-1 09.A
	Noise	Hearing protection within 7.6 m (25 ft) of any noisy drum moving equipment unless equipment-specific monitoring indicates exposures less than 90 dB	EM 385-1-1 05.C
	Electric shock	Identification and clearance of overhead utilities. Maintain at least 10 ft from all electrical wiring, more for high-voltage systems. Electrical tools must be connected through GFCI	EM 385-1-1 05.I
	Exposure to chemicals	PPE (Level D) plus nitrile or equivalent gloves for contact with contaminated material. Washing face and hands prior to taking anything by mouth Minimal contact	EM 385-1-1 06.A and B

CELRL Form 1259, 1 November 2001 Previous Versions are Obsolete and Should Not Be Used

Table 3-2. Activity Hazard Analysis (continued)

Date Prepared: May 23, 2012
Project: Soil Sampling/Characterization of Soils - Winklepeck Burning Grounds at RVAAP
Job: IDW Handling

Equipment to be Used	Inspection Requirements	Training Requirements
Fork trucks, bobcats, and trucks, if necessary	Daily safety inspections of operations. Initial and at least weekly inspections of equipment	HAZWOPER 40-hr training and current refresher training Medical clearance
Hand tools	All tools must be inspected daily and taken out of service if damaged	Properly trained personnel to operate equipment Site-specific training including site hazard communication training CPR and first aid training for at least two on-site personnel and at least one person per field team

CELRL Form 1259, 1 November 2001 Previous Versions are Obsolete and Should Not Be Used

Table 3-2. Activity Hazard Analysis (continued)

Date Prepared: May 23, 2012
Project: Soil Sampling/Characterization of Soils - Winklepeck Burning Grounds at RVAAP
Job: Equipment Decontamination (Hot or Pressurized Water Washing, Soap and Water Washing, HCl, and Methanol or Isopropanol Rinse
Prepared By: Brittney Hyde
Reviewed By: Jerry Simms

Risk Assessment Code (RAC): L

E = Extremely High Risk
H = High Risk
M = Moderate Risk
L = Low Risk

Severity	Probability: Frequent	Likely	Occasional	Seldom	Unlikely
Catastrophic					
Critical					
Marginal					
Negligible					

Recommended Protective Clothing & Equipment:
Level D PPE and nitrile or equivalent gloves for contact with contaminated material

JOB STEPS	HAZARDS	ACTIONS TO ELIMINATE OR MINIMIZE HAZARDS	EM 385-1-1 (PARA REF)
General	Biological hazards (bees, mosquitoes, ticks, Lyme disease, histoplasmosis, poisonous plants, wasps, and snakes)	PPE (boots, work clothes – long pants and shirts with sleeves) Insect repellant, as necessary Pant legs tucked into boots or otherwise closed to minimize tick entry or contact with harmful plants Inspect for ticks during the day and at the end of each work day (see Section 10.18) Avoidance of accumulations of bird or bat droppings (see Section 10.17) Protective ointments and/or specialized cleaners if working in areas with poisonous plants Site-specific instruction in recognition and avoidance of harmful plants and/or animals	EM 385-1-1 06.D
	Temperature extremes	Administrative controls (see Section 9.0) Cooled (shaded) or warmed break area depending on the season Routine breaks in established break area and unscheduled breaks if needed (see Section 9.0) Chilled drinks if temperature exceeds 70°F Monitoring – ambient temperature measurements at least twice daily. Temperatures greater than 80°F, temperatures less than 30°F, and the use of impermeable clothing require additional controls	EM 385-1-1 06.I
	Contact with MEC	On-site training in ordnance recognition for all field personnel. Any investigation work within a MRS will follow MEC avoidance protocol. MEC surveys will be conducted in MRSs by a UXO technician for intrusive work and a UXO technician will accompany investigation teams. Avoid areas or withdraw all personnel from area, as directed by UXO technician, if ordnance or suspected ordnance is discovered. Monitoring - visual surveys for ordnance. Instrument surveys by UXO technicians in MRS. Follow requirements of governing Explosive Safety Submittal, if required, for the project.	EM 385-1-1 33.A
	Electric shock	GFCIs for electrical equipment/tools used in decontamination. Inspect electrical equipment for damaged or missing insulation and remove unsafe equipment from use	EM 385-1-1 11.E

CELRL Form 1259, 1 November 2001 Previous Versions are Obsolete and Should Not Be Used

Table 3-2. Activity Hazard Analysis (continued)

Date Prepared: May 23, 2012
Project: Soil Sampling/Characterization of Soils - Winklepeck Burning Grounds at RVAAP
Job: Equipment Decontamination (Hot or Pressurized Water Washing, Soap and Water Washing, HCl, and Methanol or Isopropanol Rinse

JOB STEPS	HAZARDS	ACTIONS TO ELIMINATE OR MINIMIZE HAZARDS	EM 385-1-1 (PARA REF)
General	Lifting heavy items	Evaluate potential pinch points and/or weight strain prior to lifting. Clear area of all unnecessary equipment and slip/trip hazards. Additional help will be obtained by workers or mechanical assistance used on-site if equipment to be moved is unwieldy, has a weight >50 lb, or has to be moved by maneuvering through awkward positioning	EM 385-1-1 14.A
	Severe weather	Locate nearest severe weather shelter/strong structure before beginning fieldwork. Suspend fieldwork if lightning within 10 miles of site or tornado warning issued. Do not work in areas subject to flash flooding	EM 385-1-1 06.I
Equipment Decontamination	Hot water, slips, falls, and equipment handling	Level D PPE (see Section 6.0) plus nitrile or PVC gloves Face shield and Saranax or rain suit (when operating steam washer)	EM 385-1-1 13.A
	Noise (spray washer)	Hearing protection when washer is operating unless equipment-specific monitoring indicates that exposure is less than 90 dB	EM 385-1-1 05.C
	Fire (decontamination solvents and gasoline)	Flammable material stored in original containers or in safety containers labeled/listed by a nationally recognized testing laboratory. Fuel storage areas marked with "No Smoking" or "Open Flame" signs Fire extinguisher kept near decontamination area and inspected monthly No ignition sources within 50 ft of areas where flammable materials are stored or used for decontamination	EM 385-1-1 09.A
	Exposure to chemicals	PPE (Level D) plus nitrile or equivalent gloves for contact with contaminated material. Washing face and hands prior to taking anything by mouth. Minimal contact. When using volatile chemicals, work should be performed under conditions of adequate ventilation. Hazard communication training for chemical tools MSDS on-site All chemical containers labeled to indicate contents and hazard Suitable facilities/equipment for flushing eyes of harmful chemicals	EM 385-1-1 06.A and B

Equipment to be Used	Inspection Requirements	Training Requirements
Hand tools	Daily safety inspections of operations. Initial and at least weekly inspections of equipment Daily test of GFCIs All tools must be inspected daily and taken out of service if damaged	HAZWOPER 40-hr training and current refresher training Medical clearance Site-specific training including site hazard communication training CPR and first aid training for at least two on-site personnel and at least one person per field team

CELRL Form 1259, 1 November 2001 Previous Versions are Obsolete and Should Not Be Used

APPENDIX D – POTENTIAL EXPOSURES

Appendix D Potential Exposures

Chemical[a]	Health Effects/Potential Hazards[b]	Chemical and Physical Properties[b]	Exposure Route(s)[b]	Occupational Exposure Limit (OEL)
Potential Chemical Exposures				
Antimony	Irritation of eyes, skin, nose, throat, mouth; coughing, dizziness, headache, nausea, vomiting, diarrhea, stomach cramps, insomnia, anorexia, unable to smell properly	Silver-white, lustrous, hard, brittle solid; scale-like crystals; or a dark-gray, lustrous powder; VP: 0 mmHg; FP: NA	Inhalation Indigestion Contact	0.5 mg/m^3
Arsenic	Dermatitis, nasal tissue damage, stomach upset, potential cancer	Solid; VP: 0 mmHg; FP: NA	Inhalation Indigestion Absorption Contact	0.01 mg/m^3
Asbestos	Asbestosis, difficulty breathing, interstitial fibrosis, restricted pulmonary function, finger clubbing, eye irritant, potential cancer	Solid; VP: 0 mmHg: FP: NA	Inhalation Ingestion Contact	0.1 f/cc
Barium	Irritation of eyes, skin, lungs; muscle spasm	Solid; VP: Low; FP: NA	Inhalation Ingestion Contact	0.5 mg/m^3
Chromium	Eye irritation, sensitization	Solid; properties vary depending upon specific compound	Inhalation Congestion Contact	0.5 mg/m^3
Cadmium	Breathing difficulty, cough, chest tightness, pain beneath the sternum, headache, chills, aches,	Solid; VP: 0 mmHg; FP: NA	Inhalation Ingestion Contact	0.01 mg/m^3

	vomiting			
Copper	Irritation of eyes, nose, pharynx, nasal septum perforation, metallic taste, dermatitis,	Reddish, lustrous, malleable, odorless solid; VP: 0 mmHg; FP: NA	Inhalation Ingestion Contact	(Fume/Dust): 0.1 mg/m^3
Dinitrotoluene	Suspected human carcinogen, anorexia, cyanosis, reproductive effects	Orange-yellow solid, VP: 1 mmHg; FP: 404°F	Inhalation Absorption Ingestion Contact	1.5 mg/m^3
Lead	Weakness, anorexia, abdominal pain, anemia	Solid metal; VP: 0 mmHg; FP: NA; IP: NA	Inhalation Ingestion Contact	0.05 mg/m^3
Mercury	Irritation of eyes and skin; coughing, gastrointestinal disturbance, anorexia	Silver liquid; FP: NA; VP: 0.0012 mmHg	Inhalation Absorption Ingestion Contact	0.1 mg/m^3
PAHs and SVOCs: 2, 4- Dinitrotoluene Benz(a)anthracene Benzo(a)pyrene Benzo(b)fluoranthene Dibenz(a,h)anthracene Indeno(1,2,3-cd)pyrene	Suspected human carcinogen	PAHs are typically colorless, white, or pale yellow-green solid. Colorless liquid with almost no odor	Inhalation Ingestion Contact	2, 4-Dinitrotoluene: 1.5 mg/m^3
PCBs: PCB-1254 (Aroclor 1254)/Chlorodiphenyl (54% chlorine)	Eye irritation, chloracne, liver damage, reproductive effects; potential occupational carcinogen	Colorless to pale-yellow, viscous liquid or solid (below 50F) with a mild, hydrocarbon odor; VP: 0.00006 mmHG; FP: NA	Inhalation Absorption Ingestion Contact	0.001 mg/m^3
Propellants (containing nitrocellulose and potentially	Faintness, rapid pulse, dizziness, muscle twitch, damage to blood cells, vomiting	Solid; VP: 0 mmHg; FP: NA May burn or explode if exposed to high	Inhalation Ingestion Absorption Contact	Nitroglycerin: 0.1 mg/m^3

nitroglycerin)		temperatures or shock		
Cyclonite	Explosive; irritation of eyes and skin, dizziness, weakness	White powder; FP: explodes; VP: 0.0004 mmHg at 230°F	Inhalation Absorption Ingestion Contact	1.5 mg/m^3
Selenium	Irritation of eyes, skin, throat; liver and/or spleen damage	Solid; FP: NA; VP: 0 mmHg	Inhalation Ingestion Contact	0.2 mg/m^3
Smokeless Powder (nitrocellulose)	Low toxicity	Amorphous solid; FP: 55°F	Not given	NA
m-Nitrotoluene: 3-Nitrotoluene	Anorexia, cyanosis, headache, weakness/exhaustion, dizziness, ataxia, difficulty breathing, tachycardia, nausea, vomiting	Yellow liquid with a weak, aromatic odor (Solid below 59F); VP: 0.1 mmHg; FP: 223F	Inhalation Absorption Ingestion Contact	11 mg/m^3
Trinitrotoluene: 2,4,6-TNT	Irritation of skin and mucus membranes, liver damage, jaundice, cyanosis, sneezing, coughing, sore throat, peripheral neuropathy, muscle pain, kidney damage, leukocytosis, anemia, cardiac irregularity	Pale solid; FP: explodes; VP: 0.0002 mmHg	Inhalation Absorption Ingestion Contact	0.5 mg/m^3
VOCs (trichloroethene used as an example; however, properties vary depending upon the specific compound)	Irritant to eyes and skin; headache; visual disturbance; lassitude; dizziness; tremor; drowsiness; nauseous; vomiting; cardiac arrhythmias; parethesia;	Liquid; colorless; chloroform-like odor; VP: 58 mmHg; IP: 9.45 eV	Inhalation Absorption Ingestion Contact	100 ppm

	damage to liver; potential cancer			
Zinc	Irritant to eyes	Soft white metal with a bluish tinge	NA	1 mg/m^3
Decontamination Chemicals and Sample Preservatives				
Alcanox	Irritation of eyes, respiratory system and skin. Ingestion may cause gastrointestinal irritation including pain, vomiting or diarrhea	Solid; VP: NA; FP: NA	Inhalation Ingestion Contact	NA
Citrinox (used for decontamination)	Irritation of eyes and skin; coughing, GI disturbance	Pale Yellow Liquid, near odorless, nonflammable	Inhalation Ingestion Contact	NA
Hydrochloric Acid	Eye and skin irritation and/or destruction	Liquid with acrid odor; FP: NA; IP: NA	Inhalation Absorption Ingestion Contact	NA
Isopropyl Alcohol	Irritation of eyes, nose, throat; drowsiness, dizziness, headache; dry cracking skin.	Colorless liquid with the odor of rubbing alcohol. VP: 33 mmHg; FP: 53°F; IP: 10.10 eV	Inhalation, ingestion, skin and/or eye contact	NA
Liquinox (used for decontamination)	Inhalation of powder may cause local irritation of mucus membranes	White powder, odorless, nonflammable	Inhalation Ingestion Contact	NA
QUIK-GROUT	Acute: Eye and r espiratory irritation. C hronic: Breathing crystalline silica can cause lung disease, including silicosis and lung cancer. Crystalline silica has also been associated with scleroderma and	Beige to Tan Solid, odorless, nonflammable	Inhalation Ingestion Contact	NA

	kidney disease.			
HOLEPLUG	Acute: Eye and r espiratory irritation. C hronic: Breathing crystalline silica can cause lung disease, including silicosis and lung cancer. Crystalline silica has also been associated with scleroderma and kidney disease.	Tan to Gray solid, mild earthy odor, nonflammable	Inhalation Ingestion Contact	NA
Methanol (potentially used for equipment decontamination)	Eye and skin irritation, headache, cough; optic nerve damage	Liquid; VP: 96 mmHg; FP: 52°F; IP: 10.84 eV	Inhalation Absorption Ingestion Contact	NA
Sulfuric Acid (H2SO4)	Irritant to eyes, skin, nose, throat; pulmonary edema; bronchitis; emphysema; conjunctivitis; stomatis, dental erosion; eye and skin burn; dermatitis	Liquid, colorless to dark brown, oily, odorless. VP: 0.001mmHg, FP: NA	Inhalation Ingestion Contact	NA
Sodium Hydroxide (NaOH)	Irritant to eyes, skin, mucous membrane; pneumonia; eye and skin burns; temporary loss of hair	Solid, colorless to white, odorless VP: 0 mmHg; FP: NA, IP: NA	Inhalation Ingestion Contact	NA
Nitric Acid (HNO3)	Irritant to eyes, skin, and mucous membrane; delayed pulmonary edema, pneumonia, bronchitis, dental erosion	Liquid, colorless, yellow, or red; acrid, suffocating odor VP: 48 mmHg; FP: NA; IP: 11.95eV	Inhalation Ingestion Contact	NA
Zinc Acetate (only used as sample preservative for sulfide samples)	Not hazardous	Crystalline solid		NA

Other Potential Exposures				***Occupational Exposure Limit (OEL)***
Diesel (used for fuel for heavy equipment)	Irritation of eyes, skin, respiratory system; dizziness; headache; nausea; central nervous system	Brown, slightly viscous liquid, with characteristic odor; FP: 125.6°F	Inhalation Ingestion Contact	NA
Diesel Exhaust	Irritation of eyes and respiratory system; potential occupational carcinogen	Appearance odor and properties vary depending upon the specific diesel exhaust component	Inhalation Contact	NA
Gasoline (used for fuel)	Potential carcinogen per NIOSH, dizziness, eye irritation, dermatitis	Liquid with aromatic odor; FP: -45°F; VP: 38-300 mm	Inhalation Absorption Ingestion Contact	NA
Silica Dust (from concrete cutting/breaking)	Cough, difficulty breathing, wheezing, decreased pulmonary function; progressive respiratory symptoms; irritant to eyes; potential cancer	Solid; colorless; odorless VP: 0 mmHg; FP: NA; IP: NA	Inhalation Contact	0.05 mg/m^3
a The potential chemicals on this list reflect a partial compilation based on historical investigations conducted at RVAAP. Project-specific addenda must address specific potential exposure based on AOC operational history and anticipated activities to be conducted. b From 1997 NIOSH Pocket Guide to Chemical Hazards, the Condensed Chemical Dictionary, Tenth Edition.				
FP = Flash point. IP = Ionization potential. NA = Not available. NIOSH = National Institute for Occupational Safety and Health		PAH = Polycyclic aromatic hydrocarbon. SVOC = Semi-volatile organic compound. VP = Vapor pressure.		

APPENDIX E – ENG FORM 3394

ACCIDENT INVESTIGATION REPORT

(For Safety Staff only)	REPORT NO.	EROC CODE	**UNITED STATES ARMY CORPS OF ENGINEERS ACCIDENT INVESTIGATION REPORT** *(For Use of this Form See Help Menu and USACE Suppl to AR 385-40)*	REQUIREMENT CONTROL SYMBOL: CEEC-S-8(R2)

1. ACCIDENT CLASSIFICATION

PERSONNEL CLASSIFICATION	INJURY/ILLNESS/FATAL	PROPERTY DAMAGE	MOTOR VEHICLE INVOLVED	DIVING
GOVERNMENT ☐ CIVILIAN ☐ MILITARY	☐	☐ FIRE INVOLVED ☐ OTHER	☐	☐
☐ CONTRACTOR	☐	☐ FIRE INVOLVED ☐ OTHER	☐	☐
☐ PUBLIC	☐ FATAL ☐ OTHER		☐	

2. PERSONAL DATA

a. Name *(Last, First, MI)*	b. AGE	c. SEX ☐ MALE ☐ FEMALE	d. SOCIAL SECURITY NUMBER	e. GRADE

f. JOB SERIES/TITLE	g. DUTY STATUS AT TIME OF ACCIDENT	h. EMPLOYMENT STATUS AT TIME OF ACCIDENT
	☐ ON DUTY ☐ TDY ☐ OFF DUTY	☐ ARMY ACTIVE ☐ ARMY RESERVE ☐ VOLUNTEER ☐ PERMANENT ☐ FOREIGN NATIONAL ☐ SEASONAL ☐ TEMPORARY ☐ STUDENT ☐ OTHER *(Specify)*

3. GENERAL INFORMATION

a. DATE OF ACCIDENT *(month/day/year)*	b. TIME OF ACCIDENT *(Military time)* hrs	c. EXACT LOCATION OF ACCIDENT	d. CONTRACTOR'S NAME (1) PRIME: (2) SUBCONTRACTOR:
e. CONTRACT NUMBER ☐ CIVIL WORKS ☐ MILITARY ☐ OTHER *(Specify)*		f. TYPE OF CONTRACT ☐ CONSTRUCTION ☐ SERVICE ☐ A/E ☐ DREDGE ☐ OTHER *(Specify)*	g. HAZARDOUS/TOXIC WASTE ACTIVITY ☐ SUPERFUND ☐ DERP ☐ IRP ☐ OTHER *(Specify)*

4. CONSTRUCTION ACTIVITIES ONLY *(Fill in line and corresponding code number in box from list - see help menu)*

a. CONSTRUCTION ACTIVITY	(CODE) #	b. TYPE OF CONSTRUCTION EQUIPMENT	(CODE) #

5. INJURY/ILLNESS INFORMATION *(Include name on line and corresponding code number in box for items e, f & g - see help menu)*

a. SEVERITY OF ILLNESS/INJURY	(CODE) #	B. ESTIMATED DAYS LOST	C. ESTIMATED DAYS HOSPIT-ALIZED	D. ESTIMATED DAYS RESTRICTED DUTY

e. BODY PART AFFECTED	(CODE) #	g. TYPE AND SOURCE OF INJURY/ILLNESS	(CODE) #
PRIMARY		TYPE	
SECONDARY		SOURCE	
f. NATURE OF ILLNESS / INJURY			

6. PUBLIC FATALITY *(Fill in line and correspondence code number in box - see help menu)*

a. ACTIVITY AT TIME OF ACCIDENT	(CODE) #	b. PERSONAL FLOATATION DEVICE USED? ☐ YES ☐ NO ☐ N/A

7. MOTOR VEHICLE ACCIDENT

a. TYPE OF VEHICLE	b. TYPE OF COLLISION	c. SEAT BELTS	USED	NOT USED	NOT AVAILABLE
☐ PICKUP/VAN ☐ AUTOMOBILE ☐ TRUCK ☐ OTHER *(Specify)*	☐ SIDE SWIPE ☐ HEAD ON ☐ REAR END ☐ BROADSIDE ☐ ROLL OVER ☐ BACKING ☐ OTHER *(Specify)*	(1) FRONT SEAT			
		(2) REAR SEAT			

8. PROPERTY/MATERIAL INVOLVED

a. NAME OF ITEM	B. OWNERSHIP	C. $ AMOUNT OF DAMAGE
(1)		
(2)		
(3)		

9. VESSEL/FLOATING PLANT ACCIDENT *(Fill in line and correspondence code number in box from list - see help menu)*

a. TYPE OF VESSEI/FLOATING PLANT	(CODE) #	b. TYPE OF COLLISION/MISHAP	(CODE) #

10. ACCIDENT DESCRIPTION *(Use additional paper, if necessary)*

See attached page.

ENG FORM 3394, MAR 99 Version 2 EDITION OF SEP 89 IS OBSOLETE. Page 1 of 4 pages (Proponent: CESO)

11. CAUSAL FACTOR(S) *(Read Instruction Before Completing)*

a. (Explain YES answers in item 13)

	YES	NO
DESIGN: Was design of facility, workplace or equipment a factor?	☐	☐
INSPECTION/MAINTENANCE: Were inspection & maintenance procedures a factor?	☐	☐
PERSON'S PHYSICAL CONDITION: In your opinion, was the physical condition of the person a factor?	☐	☐
OPERATING PROCEDURES: Were operating procedures a factor?	☐	☐
JOB PRACTICES: Were any job safety/health practices not followed when the accident occurred?	☐	☐
HUMAN FACTORS: Did any human factors such as, size or strength of person, etc., contribute to accident?	☐	☐
ENVIRONMENTAL FACTORS: Did heat, cold, dust, sun, glare, etc., contribute to the accident?	☐	☐

a. *(CONTINUED)*

	YES	NO
CHEMICAL AND PHYSICAL AGENT FACTORS: Did exposure to chemical agents, such as dust, fumes, mists, vapors or physical agents, such as, noise, radiation, etc., contribute to accident?	☐	☐
OFFICE FACTORS: Did office setting such as, lifting office furniture, carrying, stooping, etc., contribute to the accident?	☐	☐
SUPPORT FACTORS: Were inappropriate tools/resources provided to properly perform the activity/task?	☐	☐
PERSONAL PROTECTIVE EQUIPMENT: Did the improper selection, use or maintenance of personal protective equipment contribute to the accident?	☐	☐
DRUGS/ALCOHOL: In your opinion, was drugs or alcohol a factor to the accident	☐	☐

b. WAS A WRITTEN JOB/ACTIVITY HAZARD ANALYSIS COMPLETED FOR TASK BEING PERFORMED AT TIME OF ACCIDENT?

☐ YES *(If yes, attach a copy.)* ☐ NO

12. TRAINING

a. WAS PERSON TRAINED TO PERFORM ACTIVITY/TASK?	b. TYPE OF TRAINING.	c. DATE OF MOST RECENT FORMAL TRAINING.
☐ YES ☐ NO	☐ CLASSROOM ☐ ON JOB	(Month) (Day) (Year)

13. FULLY EXPLAIN WHAT ALLOWED OR CAUSED THE ACCIDENT; INCLUDE DIRECT AND INDIRECT CAUSES *(See instruction for definition of direct and indirect causes.) (Use additional paper, if necessary)*

a. DIRECT CAUSE

See attached page.

b. INDIRECT CAUSE(S)

See attached page.

14. ACTION(S) TAKEN, ANTICIPATED OR RECOMMENDED TO ELIMINATE CAUSE(S).

DESCRIBE FULLY:

See attached page.

15. DATES FOR ACTIONS IDENTIFIED IN BLOCK 14.

a. BEGINNING (Month/Day/Year)	b. ANTICIPATED COMPLETION (Month/Day/Year)

c. SIGNATURE AND TITLE OF SUPERVISOR COMPLETING REPORT	d. DATE *(Mo/Da/Yr)*	e. ORGANIZATION IDENTIFIER *(Div, Br, Sect)*	f. OFFICE SYMBOL
CORPS _____ CONTRACTOR _____			

16. MANAGEMENT REVIEW *(1st)*

a. ☐ CONCUR b. ☐ NON CONCUR c. COMMENTS

SIGNATURE	TITLE	DATE

17. MANAGEMENT REVIEW *(2nd - Chief Operations, Construction, Engineering, etc.)*

a. ☐ CONCUR b. ☐ NON CONCUR c. COMMENTS

SIGNATURE	TITLE	DATE

18. SAFETY AND OCCUPATIONAL HEALTH OFFICE REVIEW

a. ☐ CONCUR b. ☐ NON CONCUR c. ADDITIONAL ACTIONS/COMMENTS

SIGNATURE	TITLE	DATE

19. COMMAND APPROVAL

COMMENTS

COMMANDER SIGNATURE	DATE

Page 2 of 4 pages

*U.S. GOVERNMENT PRINTING OFFICE:

10.	ACCIDENT DESCRIPTION *(Continuation)*

13a.	DIRECT CAUSE *(Continuation)*

13b.	INDIRECT CAUSES *(Continuation)*

14.	ACTION(S) TAKEN, ANTICIPATED, OR RECOMMENDED TO ELIMINATE CAUSE(S) *(Continuation)*

APPENDIX F – Material Safety Data Sheets

MATERIAL SAFETY DATA SHEET

ALCONOX®

Prepared to U.S. OSHA, CMA, ANSI, Canadian WHMIS, Australian WorkSafe, Japanese Industrial Standard JIS Z 7250:2000, and European Union REACH Regulations

ALCONOX

SECTION 1 - PRODUCT AND COMPANY IDENTIFICATION

PRODUCT NAME:	**ALCONOX®**
CHEMICAL FAMILY NAME:	Detergent.
PRODUCT USE:	Critical-cleaning detergent for laboratory, healthcare and industrial applications
U.N. NUMBER:	Not Applicable
U.N. DANGEROUS GOODS CLASS:	Non-Regulated Material
SUPPLIER/MANUFACTURER'S NAME:	Alconox, Inc.
ADDRESS:	30 Glenn St., Suite 309, White Plains, NY 10603. USA
EMERGENCY PHONE:	**TOLL-FREE in USA/Canada** 800-255-3924
	International calls 813-248-0585
BUSINESS PHONE:	914-948-4040
DATE OF PREPARATION:	May 2011
DATE OF LAST REVISION:	February 2008

SECTION 2 - HAZARDS IDENTIFICATION

EMERGENCY OVERVIEW: This product is a white granular powder with little or no odor. Exposure can be irritating to eyes, respiratory system and skin. It is a non-flammable solid. The Environmental effects of this product have not been investigated.

US DOT SYMBOLS

Non-Regulated

CANADA (WHMIS) SYMBOLS

EUROPEAN and (GHS) Hazard Symbols

Signal Word: **Warning!**

EU LABELING AND CLASSIFICATION:

Classification of the substance or mixture according to Regulation (EC) No1272/2008 Annex 1
EC# 205-633-8 This substance is not classified in the Annex I of Directive 67/548/EEC
EC# 268-356-1 This substance is not classified in the Annex I of Directive 67/548/EEC
EC# 231-838-7 This substance is not classified in the Annex I of Directive 67/548/EEC
EC# 231-767-1 This substance is not classified in the Annex I of Directive 67/548/EEC
EC# 207-638-8 Index# 011-005-00-2
EC# 205-788-1 This substance is not classified in the Annex I of Directive 67/548/EEC

GHS Hazard Classification(s):
Eye Irritant Category 2A

Hazard Statement(s):
H319: Causes serious eye irritation

Precautionary Statement(s):
P260: Do not breath dust/fume/gas/mist/vapors/spray
P264: Wash hands thoroughly after handling
P271: Use only in well ventilated area.
P280: Wear protective gloves/protective clothing/eye protection/face protection/

Hazard Symbol(s):
[Xi] Irritant

MATERIAL SAFETY DATA SHEET

ALCONOX®

Risk Phrases:
R20: Harmful by inhalation
R36/37/38: Irritating to eyes, respiratory system and skin

Safety Phrases:
S8: Keep container dry
S22: Do not breath dust
S24/25: Avoid contact with skin and eyes

HEALTH HAZARDS OR RISKS FROM EXPOSURE:
ACUTE: Exposure to this product may cause irritation of the eyes, respiratory system and skin. Ingestion may cause gastrointestinal irritation including pain, vomiting or diarrhea.

CHRONIC: This product contains an ingredient which may be corrosive.

TARGET ORGANS: ACUTE: Eye, respiratory System, Skin CHRONIC: None Known

SECTION 3 - COMPOSITION and INFORMATION ON INGREDIENTS

HAZARDOUS INGREDIENTS:	CAS #	EINECS #	ICSC #	WT %	HAZARD CLASSIFICATION; RISK PHRASES
Sodium Bicarbonate	144-55-8	205-633-8	1044	33 - 43%	HAZARD CLASSIFICATION: None RISK PHRASES: None
Sodium (C10 – C16) Alkylbenzene Sulfonate	68081-81-2	268-356-1	Not Listed	10 – 20%	HAZARD CLASSIFICATION: None RISK PHRASES: None
Sodium Tripolyphosphate	7758-29-4	231-838-7	1469	5 - 15%	HAZARD CLASSIFICATION: None RISK PHRASES: None
Tetrasodium Pyrophosphate	7722-88-5	231-767-1	1140	5 - 15%	HAZARD CLASSIFICATION: None RISK PHRASES: None
Sodium Carbonate	497-19-8	207-638-8	1135	1 - 10%	HAZARD CLASSIFICATION: [Xi] Irritant RISK PHRASES: R36
Sodium Alcohol Sulfate	151-21-3	205-788-1	0502	1 – 5%	HAZARD CLASSIFICATION: None RISK PHRASES: None
Balance of other ingredients are non-hazardous or less than 1% in concentration (or 0.1% for carcinogens, reproductive toxins, or respiratory sensitizers).					

NOTE: ALL WHMIS required information is included in appropriate sections based on the ANSI Z400.1-2004 format. This product has been classified in accordance with the hazard criteria of the CPR and the MSDS contains all the information required by the CPR, EU Directives and the Japanese Industrial Standard *JIS Z 7250: 2000*.

SECTION 4 - FIRST-AID MEASURES

Contaminated individuals of chemical exposure must be taken for medical attention if any adverse effect occurs. Rescuers should be taken for medical attention, if necessary. Take copy of label and MSDS to health professional with contaminated individual.

EYE CONTACT: If product enters the eyes, open eyes while under gentle running water for at least 15 minutes. Seek medical attention if irritation persists.

SKIN CONTACT: Wash skin thoroughly after handling. Seek medical attention if irritation develops and persists. Remove contaminated clothing. Launder before re-use.

INHALATION: If breathing becomes difficult, remove victim to fresh air. If necessary, use artificial respiration to support vital functions. Seek medical attention if breathing dificulty continues.

INGESTION: If product is swallowed, call physician or poison control center for most current information. If professional advice is not available, do not induce vomiting. Never induce vomiting or give diluents (milk or water) to someone who is unconscious, having convulsions, or who cannot swallow. Seek medical advice. Take a copy of the label and/or MSDS with the victim to the health professional.

MEDICAL CONDITIONS AGGRAVATED BY EXPOSURE: Pre-existing skin, or eye problems may be aggravated by prolonged contact.

RECOMMENDATIONS TO PHYSICIANS: Treat symptoms and reduce over-exposure.

MATERIAL SAFETY DATA SHEET

ALCONOX®

SECTION 5 - FIRE-FIGHTING MEASURES

FLASH POINT:	Not Flammable
AUTOIGNITION TEMPERATURE:	Not Applicable
FLAMMABLE LIMITS (in air by volume, %):	Lower (LEL): NA Upper (UEL): NA
FIRE EXTINGUISHING MATERIALS:	As appropriate for surrounding fire. Carbon dioxide, foam, dry chemical, halon, or water spray.
UNUSUAL FIRE AND EXPLOSION HAZARDS:	This product is non-flammable and has no known explosion hazards.
Explosion Sensitivity to Mechanical Impact:	Not Sensitive.
Explosion Sensitivity to Static Discharge:	Not Sensitive
SPECIAL FIRE-FIGHTING PROCEDURES:	Incipient fire responders should wear eye protection. Structural firefighters must wear Self-Contained Breathing Apparatus and full protective equipment. Isolate materials not yet involved in the fire and protect personnel. Move containers from fire area if this can be done without risk; otherwise, cool with carefully applied water spray. If possible, prevent runoff water from entering storm drains, bodies of water, or other environmentally sensitive areas.

NFPA RATING SYSTEM

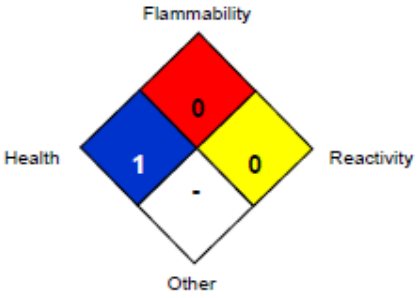

HMIS RATING SYSTEM

HAZARDOUS MATERIAL IDENTIFICATION SYSTEM	
HEALTH HAZARD (BLUE)	1
FLAMMABILITY HAZARD (RED)	0
PHYSICAL HAZARD (YELLOW)	0

PROTECTIVE EQUIPMENT			
EYES	RESPIRATORY	HANDS	BODY
	See Sect 8		See Sect 8

For Routine Industrial Use and Handling Applications

Hazard Scale: 0 = Minimal 1 = Slight 2 = Moderate 3 = Serious 4 = Severe * = Chronic hazard

SECTION 6 - ACCIDENTAL RELEASE MEASURES

SPILL AND LEAK RESPONSE: Personnel should be trained for spill response operations.
SPILLS: Contain spill if safe to do so. Prevent entry into drains, sewers, and other waterways. Sweep, shovel or vacuum spilled material and place in an appropriate container for re-use or disposal. Avoid dust generation if possible. Dispose of in accordance with applicable Federal, State, and local procedures (see Section 13, Disposal Considerations).

SECTION 7 - HANDLING and STORAGE

WORK PRACTICES AND HYGIENE PRACTICES: As with all chemicals, avoid getting this product ON YOU or IN YOU. Wash thoroughly after handling this product. Do not eat, drink, smoke, or apply cosmetics while handling this product. Avoid breathing dusts generated by this product. Use in a well-ventilated location. Remove contaminated clothing immediately.

STORAGE AND HANDLING PRACTICES: Containers of this product must be properly labeled. Store containers in a cool, dry location. Keep container tightly closed when not in use. Store away from strong acids or oxidizers.

MATERIAL SAFETY DATA SHEET

ALCONOX®

SECTION 8 - EXPOSURE CONTROLS - PERSONAL PROTECTION

EXPOSURE LIMITS/GUIDELINES:

Chemical Name	CAS#	ACGIH TWA	OSHA TWA	SWA
Sodium Bicarbonate	144-55-8	10 mg/m³ Total Dust	15 mg/m³ Total Dust	10 mg/m³ Total Dust
Sodium (C10 – C16) Alkylbenzene Sulfonate	68081-81-2	10 mg/m³ Total Dust	15 mg/m³ Total Dust	10 mg/m³ Total Dust
Sodium Tripolyphosphate	7758-29-4	10 mg/m³ Total Dust	15 mg/m³ Total Dust	10 mg/m³ Total Dust
Tetrasodium Pyrophosphate	7722-88-5	5 mg/m³	5 mg/m³	5 mg/m³
Sodium Carbonate	497-19-8	10 mg/m³ Total Dust	15 mg/m³ Total Dust	10 mg/m³ Total Dust
Sodium Alcohol Sulfate	151-21-3	10 mg/m³ Total Dust	15 mg/m³ Total Dust	10 mg/m³ Total Dust

Currently, International exposure limits are not established for the components of this product. Please check with competent authority in each country for the most recent limits in place.

VENTILATION AND ENGINEERING CONTROLS: Use with adequate ventilation to ensure exposure levels are maintained below the limits provided below. Use local exhaust ventilation to control airborne dust. Ensure eyewash/safety shower stations are available near areas where this product is used.

The following information on appropriate Personal Protective Equipment is provided to assist employers in complying with OSHA regulations found in 29 CFR Subpart I (beginning at 1910.132) or equivalent standard of Canada, or standards of EU member states (including EN 149 for respiratory PPE, and EN 166 for face/eye protection), and those of Japan. Please reference applicable regulations and standards for relevant details.

RESPIRATORY PROTECTION: Based on test data, exposure limits should not be exceeded under normal use conditions when using Alconox Detergent. Maintain airborne contaminant concentrations below guidelines listed above, if applicable. If necessary, use only respiratory protection authorized in the U.S. Federal OSHA Respiratory Protection Standard (29 CFR 1910.134), equivalent U.S. State standards, Canadian CSA Standard Z94.4-93, the European Standard EN149, or EU member states.

EYE PROTECTION: Safety glasses. If necessary, refer to U.S. OSHA 29 CFR 1910.133 or appropriate Canadian Standards.

HAND PROTECTION: Use chemical resistant gloves to prevent skin contact.. If necessary, refer to U.S. OSHA 29 CFR 1910.138 or appropriate Standards of Canada.

BODY PROTECTION: Use body protection appropriate to prevent contact (e.g. lab coat, overalls). If necessary, refer to appropriate Standards of Canada, or appropriate Standards of the EU, Australian Standards, or relevant Japanese Standards.

SECTION 9 - PHYSICAL and CHEMICAL PROPERTIES

PHYSICAL STATE:	Solid
APPEARANCE & ODOR:	White granular powder with little or no odor.
ODOR THRESHOLD (PPM):	Not Available
VAPOR PRESSURE (mmHg):	Not Applicable
VAPOR DENSITY (AIR=1):	Not Applicable.
BY WEIGHT:	Not Available
EVAPORATION RATE (nBuAc = 1):	Not Applicable.
BOILING POINT (C°):	Not Applicable.
FREEZING POINT (C°):	Not Applicable.
pH:	9.5 (1% aqueous solution)
SPECIFIC GRAVITY 20°C: (WATER =1)	0.85 – 1.1
SOLUBILITY IN WATER (%)	>10% w/w
COEFFICIENT OF WATER/OIL DIST.:	Not Available
VOC:	None
CHEMICAL FAMILY:	Detergent

MATERIAL SAFETY DATA SHEET

ALCONOX®

SECTION 10 - STABILITY and REACTIVITY

STABILITY: Product is stable
DECOMPOSITION PRODUCTS: When heated to decomposition this product produces Oxides of carbon (COx)
MATERIALS WITH WHICH SUBSTANCE IS INCOMPATIBLE: Strong acids and strong oxidizing agents.
HAZARDOUS POLYMERIZATION: Will not occur.
CONDITIONS TO AVOID: Contact with incompatible materials and dust generation.

SECTION 11 - TOXICOLOGICAL INFORMATION

TOXICITY DATA: Toxicity data is available for mixture:

CAS# 497-19-8 LD50 Oral (Rat)	4090 mg/kg
CAS# 497-19-8 LD50 Oral (Mouse)	6600 mg/kg
CAS# 497-19-8 LC50 Inhalation (Rat)	2300 mg/m³ 2H
CAS# 497-19-8 LC50 Inhalation (Mouse)	1200 mg/m³ 2H
CAS# 7758-29-4 LD50 Oral (Rat)	3120 mg/kg
CAS# 7758-29-4 LD50 Oral (Mouse)	3100 mg/kg
CAS# 7722-88-5 LD50 Oral (Rat)	4000 mg/kg

SUSPECTED CANCER AGENT: None of the ingredients are found on the following lists: FEDERAL OSHA Z LIST, NTP, CAL/OSHA, IARC and therefore is not considered to be, nor suspected to be a cancer-causing agent by these agencies.
IRRITANCY OF PRODUCT: Contact with this product can be irritating to exposed skin, eyes and respiratory system.
SENSITIZATION OF PRODUCT: This product is not considered a sensitizer.
REPRODUCTIVE TOXICITY INFORMATION: No information concerning the effects of this product and its components on the human reproductive system.

SECTION 12 - ECOLOGICAL INFORMATION

ALL WORK PRACTICES MUST BE AIMED AT ELIMINATING ENVIRONMENTAL CONTAMINATION.
ENVIRONMENTAL STABILITY: No Data available at this time.
EFFECT OF MATERIAL ON PLANTS or ANIMALS: No evidence is currently available on this product's effects on plants or animals.

EFFECT OF CHEMICAL ON AQUATIC LIFE: No evidence is currently available on this product's effects on aquatic life.

SECTION 13 - DISPOSAL CONSIDERATIONS

PREPARING WASTES FOR DISPOSAL: Waste disposal must be in accordance with appropriate Federal, State, and local regulations, those of Canada, Australia, EU Member States and Japan.

SECTION 14 - TRANSPORTATION INFORMATION

US DOT; IATA; IMO; ADR:

THIS PRODUCT IS NOT HAZARDOUS AS DEFINED BY 49 CFR 172.101 BY THE U.S. DEPARTMENT OF TRANSPORTATION.
PROPER SHIPPING NAME: Non-Regulated Material
HAZARD CLASS NUMBER and DESCRIPTION: Not Applicable
UN IDENTIFICATION NUMBER: Not Applicable
PACKING GROUP: Not Applicable.
DOT LABEL(S) REQUIRED: Not Applicable
NORTH AMERICAN EMERGENCY RESPONSE GUIDEBOOK NUMBER (2004): Not Applicable
MARINE POLLUTANT: None of the ingredients are classified by the DOT as a Marine Pollutant (as defined by 49 CFR 172.101, Appendix B)

U.S. DEPARTMENT OF TRANSPORTATION (DOT) SHIPPING REGULATIONS:
This product is not classified as dangerous goods, per U.S. DOT regulations, under 49 CFR 172.101.

TRANSPORT CANADA, TRANSPORTATION OF DANGEROUS GOODS REGULATIONS:
This product is not classified as Dangerous Goods, per regulations of Transport Canada.

INTERNATIONAL AIR TRANSPORT ASSOCIATION (IATA):
This product is not classified as Dangerous Goods, by rules of IATA:

INTERNATIONAL MARITIME ORGANIZATION (IMO) DESIGNATION:
This product is not classified as Dangerous Goods by the International Maritime Organization.

EUROPEAN AGREEMENT CONCERNING THE INTERNATIONAL CARRIAGE OF DANGEROUS GOODS BY ROAD (ADR):

MATERIAL SAFETY DATA SHEET

ALCONOX®

This product is not classified by the United Nations Economic Commission for Europe to be dangerous goods.

SECTION 15 - REGULATORY INFORMATION

UNITED STATES REGULATIONS

SARA REPORTING REQUIREMENTS: This product is not subject to the reporting requirements of Sections 302, 304 and 313 of Title III of the Superfund Amendments and Reauthorization Act., as follows: None

TSCA: All components in this product are listed on the US Toxic Substances Control Act (TSCA) inventory of chemicals.

SARA 311/312:

Acute Health: Yes Chronic Health: No Fire: No Reactivity: No

U.S. SARA THRESHOLD PLANNING QUANTITY: There are no specific Threshold Planning Quantities for this product. The default Federal MSDS submission and inventory requirement filing threshold of 10,000 lb (4,540 kg) may apply, per 40 CFR 370.20.

U.S. CERCLA REPORTABLE QUANTITY (RQ): None

CALIFORNIA SAFE DRINKING WATER AND TOXIC ENFORCEMENT ACT (PROPOSITION 65): None of the ingredients are on the California Proposition 65 lists.

CANADIAN REGULATIONS:

CANADIAN DSL/NDSL INVENTORY STATUS: All of the components of this product are on the DSL Inventory

CANADIAN ENVIRONMENTAL PROTECTION ACT (CEPA) PRIORITIES SUBSTANCES LISTS: No component of this product is on the CEPA First Priorities Substance Lists.

CANADIAN WHMIS CLASSIFICATION and SYMBOLS: This product is categorized as a Controlled Product, Hazard Class D2B as per the Controlled Product Regulations

EUROPEAN ECONOMIC COMMUNITY INFORMATION:

EU LABELING AND CLASSIFICATION:

Classification of the mixture according to Regulation (EC) No1272/2008. See section 2 for details.

AUSTRALIAN INFORMATION FOR PRODUCT:

AUSTRALIAN INVENTORY OF CHEMICAL SUBSTANCES (AICS) STATUS: All components of this product are listed on the AICS.

STANDARD FOR THE UNIFORM SCHEDULING OF DRUGS AND POISONS: Not applicable.

JAPANESE INFORMATION FOR PRODUCT:

JAPANESE MINISTER OF INTERNATIONAL TRADE AND INDUSTRY (MITI) STATUS: The components of this product are not listed as Class I Specified Chemical Substances, Class II Specified Chemical Substances, or Designated Chemical Substances by the Japanese MITI.

INTERNATIONAL CHEMICAL INVENTORIES:

Listing of the components on individual country Chemical Inventories is as follows:

Asia-Pac:	Listed
Australian Inventory of Chemical Substances (AICS):	Listed
Korean Existing Chemicals List (ECL):	Listed
Japanese Existing National Inventory of Chemical Substances (ENCS):	Listed
Philippines Inventory if Chemicals and Chemical Substances (PICCS):	Listed
Swiss Giftliste List of Toxic Substances:	Listed
U.S. TSCA:	Listed

SECTION 16 - OTHER INFORMATION

PREPARED BY: Paul Eigbrett Global Safety Management, 10006 Cross Creek Blvd. Suite 440, Tampa, FL 33647

MATERIAL SAFETY DATA SHEET

ALCONOX®

Disclaimer: To the best of Alconox, Inc. knowledge, the information contained herein is reliable and accurate as of this date; however, accuracy, suitability or completeness is not guaranteed and no warranties of any type either express or implied are provided. The information contained herein relates only to this specific product.

ANNEX:

IDENTIFIED USES OF ALCONOX® AND DIRECTIONS FOR USE

Used to clean: Healthcare instruments, laboratory ware, vacuum equipment, tissue culture ware, personal protective equipment, sampling apparatus, catheters, tubing, pipes, radioactive contaminated articles, optical parts, electronic components, pharmaceutical apparatus, cosmetics manufacturing equipment, metal castings, forgings and stampings, industrial parts, tanks and reactors. Authorized by USDA for use in federally inspected meat and poultry plants. Passes inhibitory residue test for water analysis. FDA certified.

Used to remove: Soil, grit, grime, buffing compound, slime, grease, oils, blood, tissue, salts, deposits, particulates, solvents, chemicals, radioisotopes, radioactive contaminations, silicon oils, mold release agents.

Surfaces cleaned: Corrosion inhibited formulation recommended for glass, metal, stainless steel, porcelain, ceramic, plastic, rubber and fiberglass. Can be used on soft metals such as copper, aluminum, zinc and magnesium if rinsed promptly. Corrosion testing may be advisable.

Cleaning method: Soak, brush, sponge, cloth, ultrasonic, flow through clean-inplace. Will foam—not for spray or machine use.

Directions: Make a fresh 1% solution (2 1/2 Tbsp. per gal., 1 1/4 oz. per gal. or 10 grams per liter) in cold, warm, or hot water. If available use warm water. Use cold water for blood stains. For difficult soils, raise water temperature and use more detergent. Clean by soak, circulate, wipe, or ultrasonic method. Not for spray machines, will foam. For nonabrasive scouring, make paste. Use 2% solution to soak frozen stopcocks. To remove silver tarnish, soak in 1% solution in aluminum container. RINSE THOROUGHLY—preferably with running water. For critical cleaning, do final or all rinsing in distilled, deionized, or purified water. For food contact surfaces, rinse with potable water. Used on a wide range of glass, ceramic, plastic, and metal surfaces. Corrosion testing may be advisable.

MSDS Number: **H3880** * * * * * *Effective Date:* ***01/19/06*** * * * * * *Supercedes:* ***09/24/04***

MSDS **Material Safety Data Sheet**

24 Hour Emergency Telephone: 908-859-2151
CHEMTREC: 1-800-424-9300

National Response in Canada
CANUTEC: 613-996-6666

Outside U.S. and Canada
Chemtrec: 703-527-3887

NOTE: CHEMTREC, CANUTEC and National Response Center emergency numbers to be used only in the event of chemical emergencies involving a spill, leak, fire, exposure or accident involving chemicals.

From: **Mallinckrodt Baker, Inc.**
222 Red School Lane
Phillipsburg, NJ 08865

Mallinckrodt CHEMICALS J.T.Baker

All non-emergency questions should be directed to Customer Service (1-800-582-2537) for assistance.

HYDROCHLORIC ACID, 33 - 40%

1. Product Identification

Synonyms: Muriatic acid; hydrogen chloride, aqueous
CAS No.: 7647-01-0
Molecular Weight: 36.46
Chemical Formula: HCl
Product Codes:
J.T. Baker: 5367, 5537, 5575, 5800, 5814, 5821, 5839, 5861, 5862, 5894, 5962, 5972, 5994, 6900, 7831, 9529, 9530, 9534, 9535, 9536, 9538, 9539, 9540, 9544, 9548
Mallinckrodt: 2062, 2515, 2612, 2624, 2626, 3861, 5583, 5587, H611, H613, H987, H992, H999, V078, V628

2. Composition/Information on Ingredients

Ingredient	CAS No	Percent	Hazardous
Hydrogen Chloride	7647-01-0	33 - 40%	Yes
Water	7732-18-5	60 - 67%	No

3. Hazards Identification

Emergency Overview

POISON! DANGER! CORROSIVE. LIQUID AND MIST CAUSE SEVERE BURNS TO ALL BODY TISSUE. MAY BE FATAL IF SWALLOWED OR INHALED. INHALATION MAY CAUSE LUNG DAMAGE.

SAF-T-DATA(tm) Ratings (Provided here for your convenience)

Health Rating: 3 - Severe (Poison)
Flammability Rating: 0 - None
Reactivity Rating: 2 - Moderate
Contact Rating: 4 - Extreme (Corrosive)
Lab Protective Equip: GOGGLES & SHIELD; LAB COAT & APRON; VENT HOOD; PROPER GLOVES
Storage Color Code: White (Corrosive)

Potential Health Effects

Inhalation:
Corrosive! Inhalation of vapors can cause coughing, choking, inflammation of the nose, throat, and upper respiratory tract, and in severe cases, pulmonary edema, circulatory failure, and death.
Ingestion:
Corrosive! Swallowing hydrochloric acid can cause immediate pain and burns of the mouth, throat, esophagus and gastrointestinal tract. May cause nausea, vomiting, and diarrhea. Swallowing may be fatal.
Skin Contact:
Corrosive! Can cause redness, pain, and severe skin burns. Concentrated solutions cause deep ulcers and discolor skin.
Eye Contact:
Corrosive! Vapors are irritating and may cause damage to the eyes. Contact may cause severe burns and permanent eye damage.
Chronic Exposure:
Long-term exposure to concentrated vapors may cause erosion of teeth. Long term exposures seldom occur due to the corrosive properties of the acid.
Aggravation of Pre-existing Conditions:
Persons with pre-existing skin disorders or eye disease may be more susceptible to the effects of this substance.

---

4. First Aid Measures

Inhalation:
Remove to fresh air. If not breathing, give artificial respiration. If breathing is difficult, give oxygen. Get medical attention immediately.
Ingestion:

DO NOT INDUCE VOMITING! Give large quantities of water or milk if available. Never give anything by mouth to an unconscious person. Get medical attention immediately.

Skin Contact:
In case of contact, immediately flush skin with plenty of water for at least 15 minutes while removing contaminated clothing and shoes. Wash clothing before reuse. Thoroughly clean shoes before reuse. Get medical attention immediately.

Eye Contact:
Immediately flush eyes with plenty of water for at least 15 minutes, lifting lower and upper eyelids occasionally. Get medical attention immediately.

5. Fire Fighting Measures

Fire:
Extreme heat or contact with metals can release flammable hydrogen gas.

Explosion:
Not considered to be an explosion hazard.

Fire Extinguishing Media:
If involved in a fire, use water spray. Neutralize with soda ash or slaked lime.

Special Information:
In the event of a fire, wear full protective clothing and NIOSH-approved self-contained breathing apparatus with full facepiece operated in the pressure demand or other positive pressure mode. Structural firefighter's protective clothing is ineffective for fires involving hydrochloric acid. Stay away from ends of tanks. Cool tanks with water spray until well after fire is out.

6. Accidental Release Measures

Ventilate area of leak or spill. Wear appropriate personal protective equipment as specified in Section 8. Isolate hazard area. Keep unnecessary and unprotected personnel from entering. Contain and recover liquid when possible. Neutralize with alkaline material (soda ash, lime), then absorb with an inert material (e. g., vermiculite, dry sand, earth), and place in a chemical waste container. Do not use combustible materials, such as saw dust. Do not flush to sewer! US Regulations (CERCLA) require reporting spills and releases to soil, water and air in excess of reportable quantities. The toll free number for the US Coast Guard National Response Center is (800) 424-8802.

J. T. Baker NEUTRASORB® or TEAM® 'Low Na+' acid neutralizers are recommended for spills of this product.

7. Handling and Storage

Store in a cool, dry, ventilated storage area with acid resistant floors and good drainage. Protect from physical damage. Keep out of direct sunlight and away from heat, water, and incompatible materials. Do not wash out container and use it for other purposes. When diluting, the acid should always be added slowly to

water and in small amounts. Never use hot water and never add water to the acid. Water added to acid can cause uncontrolled boiling and splashing. When opening metal containers, use non-sparking tools because of the possibility of hydrogen gas being present. Containers of this material may be hazardous when empty since they retain product residues (vapors, liquid); observe all warnings and precautions listed for the product.

8. Exposure Controls/Personal Protection

Airborne Exposure Limits:
For Hydrochloric acid:
- OSHA Permissible Exposure Limit (PEL): 5 ppm (Ceiling)
- ACGIH Threshold Limit Value (TLV): 2 ppm (Ceiling), A4 Not classifiable as a human carcinogen

Ventilation System:
A system of local and/or general exhaust is recommended to keep employee exposures below the Airborne Exposure Limits. Local exhaust ventilation is generally preferred because it can control the emissions of the contaminant at its source, preventing dispersion of it into the general work area. Please refer to the ACGIH document, *Industrial Ventilation, A Manual of Recommended Practices*, most recent edition, for details.

Personal Respirators (NIOSH Approved):
If the exposure limit is exceeded, a full facepiece respirator with an acid gas cartridge may be worn up to 50 times the exposure limit or the maximum use concentration specified by the appropriate regulatory agency or respirator supplier, whichever is lowest. For emergencies or instances where the exposure levels are not known, use a full-facepiece positive-pressure, air-supplied respirator. WARNING: Air purifying respirators do not protect workers in oxygen-deficient atmospheres.

Skin Protection:
Rubber or neoprene gloves and additional protection including impervious boots, apron, or coveralls, as needed in areas of unusual exposure to prevent skin contact.

Eye Protection:
Use chemical safety goggles and/or a full face shield where splashing is possible. Maintain eye wash fountain and quick-drench facilities in work area.

9. Physical and Chemical Properties

Appearance:
Colorless, fuming liquid.

Odor:

Pungent odor of hydrogen chloride.
Solubility:
Infinite in water with slight evolution of heat.
Density:
1.18
pH:
For HCL solutions: 0.1 (1.0 N), 1.1 (0.1 N), 2.02 (0.01 N)
% Volatiles by volume @ 21C (70F):
100
Boiling Point:
53C (127F) Azeotrope (20.2%) boils at 109C (228F)
Melting Point:
-74C (-101F)
Vapor Density (Air=1):
No information found.
Vapor Pressure (mm Hg):
190 @ 25C (77F)
Evaporation Rate (BuAc=1):
No information found.

10. Stability and Reactivity

Stability:
Stable under ordinary conditions of use and storage. Containers may burst when heated.
Hazardous Decomposition Products:
When heated to decomposition, emits toxic hydrogen chloride fumes and will react with water or steam to produce heat and t oxic and c orrosive fumes. Thermal oxidative decomposition produces toxic chlorine fumes and explosive hydrogen gas.
Hazardous Polymerization:
Will not occur.
Incompatibilities:
A strong mineral acid, concentrated hydrochloric acid is incompatible with many substances and highly reactive with strong bases, metals, metal oxides, hydroxides, amines, carbonates and other alkaline materials. Incompatible with materials such as cyanides, sulfides, sulfites, and formaldehyde.
Conditions to Avoid:
Heat, direct sunlight.

11. Toxicological Information

Inhalation rat LC50: 3124 ppm/1H; oral rabbit LD50: 900 mg/kg (Hydrochloric acid concentrated); investigated as a tumorigen, mutagen, reproductive effector.

```
  --------\Cancer  Lists\-----------------------------------------------
-------
                                          ---NTP Carcinogen---
  Ingredient                                Known    Anticipated    IARC
Category
  -----------------------------------   -----    -----------    ------
-------
  Hydrogen Chloride (7647-01-0)          No          No              3
  Water  (7732-18-5)                                No              No
None
```

12. Ecological Information

Environmental Fate:
When released into the soil, this material is not expected to biodegrade. When released into the soil, this material may leach into groundwater.
Environmental Toxicity:
This material is expected to be toxic to aquatic life.

13. Disposal Considerations

Whatever cannot be saved for recovery or recycling should be handled as hazardous waste and sent to a RCRA approved waste facility. Processing, use or contamination of this product may change the waste management options. State and local disposal regulations may differ from federal disposal regulations. Dispose of container and unused contents in accordance with federal, state and local requirements.

14. Transport Information

Domestic (Land, D.O.T.)

Proper Shipping Name: HYDROCHLORIC ACID
Hazard Class: 8

UN/NA: UN1789
Packing Group: II
Information reported for product/size: 475LB

International (Water, I.M.O.)

Proper Shipping Name: HYDROCHLORIC ACID
Hazard Class: 8
UN/NA: UN1789
Packing Group: II
Information reported for product/size: 475LB

15. Regulatory Information

Risk and Safety Phrases:
Symbol: C
Risk: 34-37
Safety: (1/2-)26-45

```
  --------\Chemical Inventory Status - Part 1\-------------------------
--------
  Ingredient                                          TSCA   EC    Japan
Australia
  ----------------------------------------------  ----   ---   -----   --
-------
  Hydrogen Chloride (7647-01-0)                        Yes   Yes    Yes
Yes
  Water (7732-18-5)                                    Yes   Yes    Yes
Yes

  --------\Chemical Inventory Status - Part 2\-------------------------
--------
                                                         --Canada--
  Ingredient                                         Korea   DSL    NDSL
Phil.
  ----------------------------------------------  -----   ---    ----   -
----
  Hydrogen Chloride (7647-01-0)                        Yes    Yes    No
Yes
  Water (7732-18-5)                                    Yes    Yes    No
Yes

  --------\Federal, State & International Regulations - Part 1\--------
--------
                                                -SARA  302-       ------SARA
313------
  Ingredient                                        RQ     TPQ       List
Chemical Catg.
  ----------------------------------------  ---    -----    ----   ------
--------
  Hydrogen Chloride (7647-01-0)                     5000   500*      Yes
No
```

```
  Water (7732-18-5)                                    No      No        No
No

  --------\Federal, State & International Regulations - Part 2\--------
--------
                                                          -RCRA-         -
TSCA-
  Ingredient                                   CERCLA     261.33     8(d)
  ----------------------------------------  ------      ------     -----
-
  Hydrogen Chloride (7647-01-0)                5000       No         No
  Water (7732-18-5)                            No         No         No


Chemical Weapons Convention:  No     TSCA 12(b):  No     CDTA:  Yes
SARA 311/312:  Acute: Yes      Chronic: Yes  Fire: No  Pressure: No
Reactivity: No          (Mixture / Liquid)
```

Australian Hazchem Code: 2R
Poison Schedule: None allocated.
WHMIS:
This MSDS has been prepared according to the hazard criteria of the Controlled Products Regulations (CPR) and the MSDS contains all of the information required by the CPR.

16. Other Information

NFPA Ratings: Health: **3** Flammability: **0** Reactivity: **1**
Label Hazard Warning:
POISON! DANGER! CORROSIVE. LIQUID AND MIST CAUSE SEVERE BURNS TO ALL BODY TISSUE. MAY BE F ATAL IF SWALLOWED OR INHALED. INHALATION MAY CAUSE LUNG DAMAGE.
Label Precautions:
Do not get in eyes, on s kin, or on c lothing.
Do not breathe vapor or mist.
Use only with adequate ventilation.
Wash thoroughly after handling.
Store in a t ightly closed container.
Remove and wash contaminated clothing promptly.

Label First Aid:
In case of contact, immediately flush eyes or skin with plenty of water for at least 15 minutes while removing contaminated clothing and shoes. Wash clothing before reuse. If swallowed, DO NOT INDUCE VOMITING. Give large quantities of water. Never give anything by mouth to an unc onscious person. If inhaled, remove to fresh air. If not breathing, give artificial respiration. If breathing is

difficult, give oxygen. In all cases get medical attention immediately.

Product Use:
Laboratory Reagent.
Revision Information:
MSDS Section(s) changed since last revision of document include: 16.
Disclaimer:
****
Mallinckrodt Baker, Inc. provides the information contained herein in good faith but makes no representation as to its comprehensiveness or accuracy. This document is intended only as a guide to the appropriate precautionary handling of the material by a properly trained person using this product. Individuals receiving the information must exercise their independent judgment in determining its appropriateness for a particular purpose. MALLINCKRODT BAKER, INC. MAKES NO REPRESENTATIONS OR WARRANTIES, EITHER EXPRESS OR IMPLIED, INCLUDING WITHOUT

LIMITATION ANY WARRANTIES OF MERCHANTABILITY, FITNESS FOR A PARTICULAR PURPOSE WITH RESPECT TO THE INFORMATION SET FORTH HEREIN OR THE PRODUCT TO WHICH THE INFORMATION REFERS. ACCORDINGLY, MALLINCKRODT BAKER, INC. WILL NOT BE RESPONSIBLE FOR DAMAGES RESULTING FROM USE OF OR RELIANCE UPON THIS INFORMATION.
****
Prepared by: Environmental Health & Safety
Phone Number: (314) 654-1600 (U.S.A.)

Airgas.

NFPA RATING

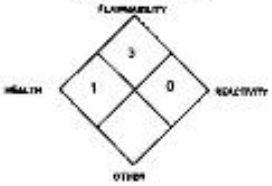

MATERIAL SAFETY DATA SHEET

Prepared to U.S. OSHA, CMA, ANSI and Canadian WHMIS Standards

PART I *What is the material and what do I need to know in an emergency?*

1. PRODUCT IDENTIFICATION

CHEMICAL NAME: CLASS:	**METHANOL - CH_3OH** Document Number: 001065
PRODUCT USE:	For general analytical/synthetic chemical uses.
SUPPLIER/MANUFACTURER'S NAME: ADDRESS:	AIRGAS INC. 259 N. Radnor-Chester Road Suite 100 Radnor, PA 19087-5283
BUSINESS PHONE: EMERGENCY PHONE:	1-610-687-5253 CHEMTREC: 1-800-424-9300 International: 703-527-3887 (Call Collect)
DATE OF PREPARATION: FIRST REVISION:	September 15, 1997 January 23, 1998

2. COMPOSITION and INFORMATION ON INGREDIENTS

CHEMICAL NAME	CAS #	mole %	EXPOSURE LIMITS IN AIR					
			ACGIH		OSHA		IDLH ppm	OTHER
			TLV ppm	STEL ppm	PEL ppm	STEL ppm		
Methanol	67-56-1	100%	200, Skin	250	200	250 (Vacated 1989 PEL)	6000	NIOSH REL: TWA: 200, Skin STEL: 250 DFG MAK: 200

NF = Not Established C = Ceiling Limit See Section 16 for Definitions of Terms Used

NOTE: All WHMIS required information is included. It is located in appropriate sections based on the ANSI Z400.1-1993 format.

3. HAZARD IDENTIFICATION

EMERGENCY OVERVIEW: Methanol is a clear, colorless, mobile, flammable liquid with a strong alcohol odor. Inhalation of Methanol's vapors can irritate the upper respiratory system and cause central nervous system depression (producing symptoms such as headaches, drowsiness, and confusion). Inhalation, skin contact or ingestion of Methanol may cause blindness and liver damage. Inhalation of high concentrations of the vapors may be fatal. Direct skin or eye contact may be irritating. Vapors of Methanol are heavier than air and may spread long distances; distant ignition and flashback are possible. Methanol is not reactive. Emergency responders must wear the proper personal protective equipment (and have appropriate fire-suppression equipment) suitable for the situation to which they are responding

SYMPTOMS OF OVEREXPOSURE BY ROUTE OF EXPOSURE: The most significant routes of occupational overexposure are by inhalation, skin and eye contact. The symptoms of overexposure to Methanol are as follows:

INHALATION: Inhalation of Methanol vapors will cause central nervous system depression. The symptoms of such exposure can include headaches, nausea, dizziness, drowsiness, confusion, and unconsciousness. Irritation of the nose, throat, and other tissues of the upper respiratory system may also occur. There are reports that inhalation overexposures can cause blindness and liver damage. Other symptoms, similar to those described under "Ingestion", may also develop. Severe inhalation overexposures may be fatal.

CONTACT WITH SKIN or EYES: Contact of the liquid with the eyes may cause redness and pain. Direct contact with the skin (especially after prolonged overexposure) can cause irritation. Prolonged or repeated skin overexposures can cause dermatitis.

SKIN ABSORPTION: Skin absorption is a potential route of overexposure for Methanol. Severe cases of skin overexposure can result in blindness and liver damage. Overexposure can also result in other symptoms described under "Ingestion".

INGESTION: Methanol is toxic by ingestion. The fatal dose in man is between 2 and 8 ounces. Death may be prompt, but it is usually delayed for several days and the mortality rate is high. Ingestion of Methanol will cause visual disturbances, central nervous system depression, anorexia, leg cramps, vertigo, restlessness, nausea, vomiting, abdominal or back pain, apathy, and coma. One of the characteristic symptoms of Methanol poisoning is visual disturbance, including dimness of vision with dilated pupils which react poorly to light. The eyes are often sensitive to pressure, and eye movements are painful. Permanent blindness may also result. Acidosis may also occur, as a result of methanol oxidation to formic acid; this acidosis can severely reduce the body's alkali reserves.

HAZARDOUS MATERIAL INFORMATION SYSTEM

HEALTH	(BLUE)	1
FLAMMABILITY	(RED)	3
REACTIVITY	(YELLOW)	0
PROTECTIVE EQUIPMENT		C

EYES	RESPIRATORY	HANDS	BODY
	See Section 8		See Section 8

For routine industrial applications

See Section 16 for Definition of Ratings

INJECTION: Injection is not anticipated to be a significant route of overexposure for Methanol. If Methanol is "injected" (as may occur through punctures by contaminated, sharp objects), local swelling and irritation can occur. Depending on the degree of injection overexposure, symptoms described under "Ingestion" may develop.

HEALTH EFFECTS OR RISKS FROM EXPOSURE: An Explanation in **Lay Terms**.

ACUTE: Inhalation of Methanol vapors can irritate the upper respiratory system and cause central nervous system depression (producing symptoms such as headaches, drowsiness, and confusion). Inhalation, skin contact or ingestion of Methanol may cause blindness and liver damage. Inhalation of high concentrations of the vapors or ingestion may be fatal. Direct skin or eye contact may be irritating.

CHRONIC: Prolonged or repeated skin overexposures can cause dermatitis. Chronic inhalation of Methanol vapors can cause permanent blindness and liver damage. Refer to Section 11 (Toxicology Information) for additional information.

TARGET ORGANS: Skin, eyes, central nervous system.

PART II *What should I do if a hazardous situation occurs?*

4. FIRST-AID MEASURES

SKIN EXPOSURE: If Methanol contaminates the skin, immediately begin decontamination with running water. Minimum flushing is for 15 minutes. Remove exposed or contaminated clothing, taking care not to contaminate eyes. Victim must seek medical attention if any adverse reaction occurs.

EYE EXPOSURE: If Methanol liquid or vapors enter the eyes, open victim's eyes while under gentle running water. Use sufficient force to open eyelids. Have victim "roll" eyes. Minimum flushing is for 15 minutes. Victim must seek immediate medical attention.

INHALATION: If vapors, mists, or sprays of Methanol are inhaled, remove victim to fresh air. If necessary, use artificial respiration to support vital functions. Remove or cover gross contamination to avoid exposure to rescuers.

INGESTION: If Methanol is swallowed, CALL PHYSICIAN OR POISON CONTROL CENTER FOR MOST CURRENT INFORMATION. If professional advice is not available, do not induce vomiting. Victim should drink milk, egg whites, or large quantities of water. If vomiting occurs naturally, have victim lean forward to reduce risk of aspiration. Never induce vomiting or give diluents (milk or water) to someone who is unconscious, having convulsions, or who cannot swallow.

Victims of chemical exposure must be taken for medical attention. Rescuers should be taken for medical attention, if necessary. Take copy of label and MSDS to health professional with victim. Physicians should refer to Section 11 (Toxicological Information) for additional information on the treatment of Methanol poisoning.

5. FIRE-FIGHTING MEASURES

FLASH POINT (TCC): 12°C (54°F)

AUTOIGNITION TEMPERATURE: 470°C (878°F)

FLAMMABLE LIMITS (in air by volume, %):

Lower (LEL): 6.0%
Upper (UEL): 36.5%

FIRE EXTINGUISHING MATERIALS:

Water Spray: YES
Foam: YES
Halon: YES
Carbon Dioxide: YES
Dry Chemical: YES
Other: Any "B" Class.

NFPA RATING

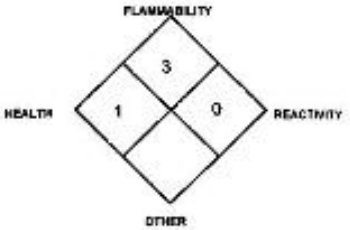

See Section 16 for Definition of Ratings

UNUSUAL FIRE AND EXPLOSION HAZARDS: This is a Class IB flammable liquid. When involved in a fire, this material will ignite and produce toxic gases (including carbon monoxide, carbon dioxide, and formaldehyde). Methanol burns with a non-luminous, bluish flame. The vapors of Methanol are heavier than air and may spread long distances. Distant ignition and flash-back are possible.

Explosion Sensitivity to Mechanical Impact: Not sensitive.
Explosion Sensitivity to Static Discharge: Static discharge may cause Methanol to ignite

SPECIAL FIRE-FIGHTING PROCEDURES: Structural firefighters must wear Self-Contained Breathing Apparatus and full protective equipment. Water spray can be used to cool fire-exposed containers. Water fog or spray can also be used by trained fire-fighters to disperse Methanol's vapors and to protect personnel. If this liquid is involved in a fire, fire runoff water should be contained to prevent possible environmental damage. If necessary, decontaminate fire-response equipment with soap and water solution.

6. ACCIDENTAL RELEASE MEASURES

SPILL AND LEAK RESPONSE: Uncontrolled releases should be responded to by trained personnel using pre-planned procedures. Proper protective equipment should be used. In case of a release, clear the affected area, protect people, and respond with trained personnel.

In the event of a non-incidental release minimum Personal Protective Equipment should be **Level B: triple-gloves (rubber gloves and nitrile gloves, over latex gloves), chemical resistant suit and boots, hard-hat, and Self-Contained Breathing Apparatus.** Monitor the surrounding area for combustible vapor levels, Methanol, and oxygen. Combustible vapor concentration must also be below 10% of the LEL (6.0% for Methanol) prior to entry. The concentration of Methanol must be below the limits indicated in Section 2 (Composition and Information on Ingredients) and the atmosphere must have at least 19.5 percent oxygen before personnel can be allowed in the area without Self-Contained Breathing Apparatus and other protective equipment.

6. ACCIDENTAL RELEASE MEASURES (Continued)

SPILL AND LEAK RESPONSE (continued): There is a colorimetric tube available for Methanol. If a colorimetric tube is used during spill response, the reading must not be above background levels before non-emergency personnel are allowed into the release area.

Eliminate all sources of ignition before clean-up operations begin. Use non-sparking tools. Absorb spilled liquid with activated carbon, polypads or other suitable absorbent materials. Prevent material from entering sewer or confined spaces. Decontaminate the area thoroughly. Place all spill residue in an appropriate container and seal. Dispose of in accordance with Federal, State, and local hazardous waste disposal regulations (see Section 13, Disposal Considerations).

PART III *How can I prevent hazardous situations from occurring?*

7. HANDLING and STORAGE

WORK PRACTICES AND HYGIENE PRACTICES: As with all chemicals, avoid getting Methanol ON YOU or IN YOU. Wash hands after handling chemicals. Do not eat or drink while handling chemicals. Remove contaminated clothing immediately. Be aware of any signs of effects of exposure indicated in Section 3 (Hazard Identification): exposures to fatal concentrations of Methanol could occur rapidly.

STORAGE AND HANDLING PRACTICES: All employees who handle this material should be trained to handle it safely. Avoid breathing vapors or mists generated by Methanol. Use in a well-ventilated location. Cylinders of Methanol must be properly labeled. If Methanol is used in other types of containers, only use portable containers and dispensing equipment (faucet, pump, drip can) approved for flammable liquids. Post "NO SMOKING" signs, where appropriate in storage and use areas.

Store cylinders of Methanol in a cool, dry location, away from direct sunlight, sources of intense heat, or where freezing is possible. Do not allow area where cylinders are stored to exceed 52°C (125°F). Material should be stored in secondary containers, or in a diked area, as appropriate. Store containers away from incompatible chemicals. Keep container tightly closed when not in use. Storage areas should be made of fire-resistant materials. Inspect all incoming containers before storage, to ensure containers are properly labeled and not damaged.

Empty containers may contain residual flammable liquid or vapors. Therefore, empty containers should be handled with care. Do not expose "empty" containers to welding touches, or any other source of ignition.

SPECIAL PRECAUTIONS FOR HANDLING CYLINDERS: Protect cylinders of Methanol against physical damage. If appropriate, cylinders should be stored in an up-right position. Cylinders should be firmly secured to prevent falling or being knocked over. Cylinders can be stored in the open, but in such cases, should be protected against extremes of weather and from the dampness of the ground to prevent rusting. Never tamper with pressure relief devices in valves and cylinders. Electrical equipment should be non-sparking or explosion proof. The following rules are applicable to situations in which cylinders are being used:

Before Use: If appropriate, move cylinders with a suitable hand-truck. Do not drag, slide or roll cylinders. Do not drop cylinders or permit them to strike each other. Secure cylinders firmly. Leave the valve protection cap in-place until cylinder is ready for use.

During Use: Use designated CGA fittings and other support equipment. Do not use adapters. Do not heat cylinder by any means to increase the discharge rate of the product from the cylinder. Use check valve or trap in discharge line to prevent hazardous backflow into the cylinder. Do not use oils or grease on gas-handling fittings or equipment.

After Use: Close main cylinder valve. Replace valve protection cap. Mark empty cylinders "EMPTY"

NOTE: Use only DOT or ASME code containers. Earth-ground and bond all lines and equipment associated with Methanol. Close valve after each use and when empty. Cylinders must not be recharged except by or with the consent of owner. For additional information refer to the Compressed Gas Association Bulletin SB-2 "*Oxygen Deficient Atmospheres*".

PROTECTIVE PRACTICES DURING MAINTENANCE OF CONTAMINATED EQUIPMENT: Follow practices indicated in Section 6 (Accidental Release Measures). Make certain application equipment is locked and tagged-out safely. Always use Methanol in areas where adequate ventilation is provided. Decontaminate equipment using soapy water before maintenance begins. Collect all rinsates and dispose of according to applicable Federal, State, or local procedures.

8. EXPOSURE CONTROLS - PERSONAL PROTECTION

VENTILATION AND ENGINEERING CONTROLS: Use with adequate ventilation. Use a mechanical fan or vent area to outside. Where appropriate, use a non-sparking, grounded ventilation system separate from other exhaust ventilation systems. Ensure eyewash/safety shower stations are available near areas where Methanol is used.

8. EXPOSURE CONTROLS - PERSONAL PROTECTION (Continued)

RESPIRATORY PROTECTION: Maintain airborne contaminant concentrations below exposure limits listed in Section 2 (Composition and Information on Ingredients), if applicable. If respiratory protection is needed, use only protection authorized in 29 CFR 1910.134, or applicable State regulations. Use supplied air respiration protection if oxygen levels are below 19.5%. For additional information, the following NIOSH recommendations for respiratory protection are provided for Methanol:

CONCENTRATION	RESPIRATORY EQUIPMENT
Up to 2000 ppm:	Supplied Air Respirator (SAR).
Up to 5000 ppm	SAR operated in continuous-flow mode.
Up to 6000 ppm:	Tight-fitting SAR operated in continuous-flow mode, full facepiece Self-Contained Breathing Apparatus (SCBA), or full facepiece SAR.
Emergency or Planned Entry into Unknown Concentration or IDLH Conditions:	Positive pressure, full facepiece SCBA or positive pressure, full facepiece SAR with an auxiliary positive pressure SCBA
Escape:	Escape-type SCBA should be used.

The IDLH concentration for Methanol is 6000 ppm.

EYE PROTECTION: Splash goggles or safety glasses.

HAND PROTECTION: Wear Nitrile or Viton gloves for routine industrial use. Use triple gloves for spill response, as stated in Section 6 (Accidental Release Measures) of this MSDS.

BODY PROTECTION: Use body protection appropriate for task. Coveralls, chemically-resistant boots, and other body protection may be appropriate, depending on the operation in which Methanol is used.

9. PHYSICAL and CHEMICAL PROPERTIES

RELATIVE VAPOR DENSITY (air = 1): 1.11
SPECIFIC GRAVITY(water = 1): 0.79
SOLUBILITY IN WATER: Soluble.
EVAPORATION RATE (n-BuAc=1): 2.0
EXPANSION RATIO: Not applicable.
VAPOR PRESSURE: 500 mm Hg, 25°C
LOG COEFFICIENT WATER/OIL DISTRIBUTION: -0.77

pH: Not applicable.
FREEZING/MELTING POINT: -97.8°C (-144°F)
BOILING POINT: 64.5°C (148°F)
ODOR THRESHOLD: Human Odor Perception: 4.3 mg/m^3
SPECIFIC VOLUME: Not applicable.

APPEARANCE AND COLOR: Methanol is a clear, colorless, mobile liquid with a strong alcohol odor.

HOW TO DETECT THIS SUBSTANCE (warning properties): The odor may be a distinctive characteristic of Methanol.

10. STABILITY and REACTIVITY

STABILITY: Stable at standard temperatures and pressures.

DECOMPOSITION PRODUCTS: When ignited in air, the products of thermal decomposition include carbon monoxide, carbon dioxide, and formaldehyde.

MATERIALS WITH WHICH SUBSTANCE IS INCOMPATIBLE: Methanol is incompatible with strong oxidizing agents, acids, acid chlorides, acid anhydrides, reducing agents, and alkali metals (e.g., sodium and lithium). Explosive reaction with chloroform + sodium methoxide, diethyl zinc. Violent reaction with alkyl aluminum salts, acetyl bromide, chloroform + sodium hydroxide, chromium (VI) oxide, cyanuric chloride, (iodine + ethanol + mercury (II) oxide), phosphorus trioxide, (potassium hydroxide + chloroform), nitric acid. Incompatible with beryllium dihydride, metals (e.g., potassium, magnesium), potassium tert-butoxide, carbon tetrachloride + metals (e.g., aluminum, magnesium, zinc), dichloromethane.

HAZARDOUS POLYMERIZATION: Will not occur.

CONDITIONS TO AVOID: Contact with incompatible materials and exposure to heat, sparks and other sources of ignition.

PART III *How can I prevent hazardous situations from occurring?*

11. TOXICOLOGICAL INFORMATION

TOXICITY DATA: The following toxicology data are for Methanol.

Skin Irritancy (rabbit) 500 mg/ 24 hours, moderate
Eye Irritancy (rabbit) 40 mg; moderate
DNA Inhibition System (lymphocyte, human) 300 mmol/L
Microsomal Mutagenicity Assay (lymphocyte, mouse) 7900 mg/L
TDLo (oral, rat) = 7500 mg/kg, reproductive effects
TCLo (inhalation, rat) = 10000 ppm/ 7 hours, teratogenic effects

11. TOXICOLOGICAL INFORMATION (Continued)

TOXICITY DATA (continued):

LDLo (oral, man) = 6422 mg/kg, central nervous system, pulmonary, gastrointestinal effects
TCLo (inhalation, human) = 86000 mg/m^3, eye, pulmonary effects
TCLo (inhalation, human) = 300 ppm: eye, central nervous system, pulmonary effects
LD_{50} (oral, rat) = 5628 mg/kg
LC_{50} (inhalation, rat) = 64000 ppm/4 hours
LD_{50} (intraperitoneal, rat) = 7529 mg/kg
LD_{50} (intravenous, rat) = 2131 mg/kg
LD_{50} (oral, mouse) = 7300 mg/kg
LD_{50} (intraperitoneal, mouse) = 10765 mg/kg
LD_{50} (subcutaneous, mouse) = 9800 mg/kg
LD_{50} (intravenous, mouse) = 4710 mg/kg
TDLo (oral, man) = 3429 mg/kg; eye effects
LDLo (oral, human) = 428 mg; central nervous system, pulmonary effects
LDLo (oral, human) = 143 mg/kg; eye, pulmonary, gastrointestinal effects
TDLo (oral, woman) = 4000 mg/kg; eye, pulmonary, gastrointestinal effects
LD_{50} (dermal, rabbit) = 20000 mg/kg
LDLo (oral, monkey) = 7000 mg/kg
LCLo (inhalation, monkey) = 1000 ppm
LDLo (skin, monkey) = 393 mg/kg

SUSPECTED CANCER AGENT: Methanol is not found on the following lists: FEDERAL OSHA Z LIST, NTP, IARC, or CAL/OSHA, and is therefore not considered to be, nor suspected to be, a cancer-causing agent by these agencies.

IRRITANCY OF PRODUCT: The liquid or vapors of Methanol can be irritating to contaminated tissue.

SENSITIZATION OF PRODUCT: Methanol is not known to cause sensitization in humans after prolonged or repeated exposures.

REPRODUCTIVE TOXICITY INFORMATION: Listed below is information concerning the effects of Methanol on the human reproductive system

Mutagenicity: Human mutation data are available for Methanol; these data were obtained from studies in which specific human cells were exposed to relatively high concentrations of this compound.
Embryotoxicity: Methanol is not reported to cause embryotoxic effects in humans.
Teratogenicity: Methanol is not reported to cause teratogenic effects in humans. Teratogenicity data are available from clinical studies of test animals.
Reproductive Toxicity: Methanol is not reported to cause adverse reproductive effects in humans. Reproductive toxicity data are available from clinical studies of test animals.

A mutagen is a chemical which causes permanent changes to genetic material (DNA) such that the changes will propagate through generation lines. An embryotoxin is a chemical which causes damage to a developing embryo (i.e. within the first eight weeks of pregnancy in humans), but the damage does not propagate across generational lines. A teratogen is a chemical which causes damage to a developing fetus, but the damage does not propagate across generational lines. A reproductive toxin is any substance which interferes in any way with the reproductive process.

MEDICAL CONDITIONS AGGRAVATED BY EXPOSURE: Acute or chronic respiratory conditions, central nervous system conditions, eye disorders, or skin problems may be aggravated by overexposure to Methanol.

RECOMMENDATIONS TO PHYSICIANS: Treat symptoms and eliminate exposure. If necessary, administer liver function tests, and eye and vision exams. The following treatment for Methanol poisoning is summarized from "Clinical Toxicology of Commercial Chemical Products (Fifth Edition, 1985).

- Gastric lavage with 3-5% sodium bicarbonate, leaving some solution in the stomach after the lavage.
- Ethanol treatment is designed to produce and sustain an ethanol blood level of about 100 mg/dL.
- Give 4 gm by mouth or stomach tube until the arterial blood pH is normal. Even when fully corrected, it is important to note that acidosis may occur at any time during the first several days.
- Oxygen and artificial ventilation should be provided if respiration becomes weak or insufficient.
- Protect patient's eyes from light.
- Morphine may be given for abdominal pain (unless respiration is depressed).
- Dextrose, saline, and sodium bicarbonate may be administered intravenously.
- Hemodialysis can be done in severe cases in which the alkali treatment may be delayed or is incomplete.
- Leucovorin calcium injections (2 mg/kg; i.m. @ 0, 4, 8, 12 and 18 hours) may be expected to reverse the course of alcohol poisoning.

BIOLOGICAL EXPOSURE INDICES: The following Biological Exposure Indices (BEIs) are associated with Methanol:

CHEMICAL DETERMINANT	SAMPLING TIME	BEI
METHANOL Methanol in urine	End of shift	15 mg/L

12. ECOLOGICAL INFORMATION

ALL WORK PRACTICES MUST BE AIMED AT ELIMINATING ENVIRONMENTAL CONTAMINATION.

ENVIRONMENTAL STABILITY: Methanol will be degraded over time into other organic compounds. The following environmental data are available for Methanol:

METHANOL: log K_{ow} = -0.77. Water Solubility = Miscible. BOD (g/g) = 0.76-1.12 standard dilution/sewage seed. Methanol occurs naturally as a plant volatile and during microbial degradation of biological wastes. When released on land or water, it is apt to volatilize and biodegrade. The estimated half-life in water is 5.3 hours to 2.6 days. Methanol is highly mobile in soil. The Bioconcentration Factor for Methanol is 2.0.

EFFECT OF MATERIAL ON PLANTS or ANIMALS: Methanol may be harmful or fatal to contaminated plant and animal life (especially if large quantities of Methanol are released). Refer to section 11 (Toxicological Information) for additional information on effects on animals. The following data are available for plant life:

METHANOL:
Cuticle-water distribution coefficient for the cuticle membrane of *Citrus aurantium*: - 1.11
Cuticle-water distribution coefficient for the cuticle membrane of *Brassica oleracea*: 2.74
Leaf-air distribution coefficient for the whole leaf of *Brassica oleracea*: 3.66

EFFECT OF CHEMICAL ON AQUATIC LIFE: Methanol can be harmful or fatal to contaminated aquatic plant and animal life. The following aquatic toxicity data are available for Methanol.

LC_{50} (*Pimephales promelas*, fathead minnow) = 29,400 mg/L/ 96 hours
EC_0 (*Pseudomonas putida*, bacteria) = 6,500 mg/L/ 16 hours
EC_0 (*Microcystis aeruginosa*, algae) = 530 mg/L/ 8 days
EC_0 (*Scenedesmus quadricauda*) = 8,000 mg/L/ 7 days
LD_0 (*Scenedesmus*, algae) = 10,000 mg/L
EC_0 (*Entosiphon sulcatum*, protozoa) > 10,000 mg/L/ 72 hours
EC_0 (*Uronema parduczi* Chatton-Lwoff, protozoa) > 10,000 mg/L
LD_0 (*Colpoda*, protozoa) = 1,250 mg/L
NOEC (*Daphnia*, crustaceans) = 10,000 mg/L/ 48 hours
EC_{50} (*Daphnia magna* Straus, crustaceans) > 10,000 mg/L/ 24 hours
LC_{50} (*Artemia salina*, crustaceans) > 10,000 mg/L/ 24 hours
LC_{50} (trout) = 8,000 mg/L/ 48 hours
LC_{50} (creek chub) = 8,000 mg/L/ 24 hours
LC_{100} (creek chub) = 17,000 mg/L/ 24 hours
LC_{50} (*Salmo gairdneri*, fish) = 20,100 mg/L/ 96 hours
EC_{100} (*Salmo gairdneri*, fish) = 13,000 mg/kg/ 96 hours
LC_{50} (*Lepomis macrochirus*, fish) = 15,400 mg/L/ 96 hours
EC_{50} (*Lepomis macrochirus*, fish) = 12,700 mg/L/ 96 hours
LC_{50} (*Alburnus alburnus*, fish) = 28,000 mg/L/ 96 hours
LC_{50} (*Notoca spinipes*) = 12,000 mg/L/ 96 hours

13. DISPOSAL CONSIDERATIONS

PREPARING WASTES FOR DISPOSAL: Waste disposal must be in accordance with appropriate Federal, State, and local regulations. Return cylinders with residual product to Airgas Inc. Do not dispose of locally.

14. TRANSPORTATION INFORMATION

THIS MATERIAL IS HAZARDOUS AS DEFINED BY 49 CFR 172.101 BY THE U.S. DEPARTMENT OF TRANSPORTATION.

PROPER SHIPPING NAME:	Methanol
HAZARD CLASS NUMBER and DESCRIPTION:	3 (Flammable Liquid)
UN IDENTIFICATION NUMBER:	UN 1230
PACKING GROUP:	PG II
DOT LABEL(S) REQUIRED	Flammable Liquid

NORTH AMERICAN EMERGENCY RESPONSE GUIDEBOOK NUMBER (1996): 131

MARINE POLLUTANT: Methanol is not classified by the DOT as a Marine Pollutant (as defined by 49 CFR 172.101, Appendix B).

TRANSPORT CANADA, TRANSPORTATION OF DANGEROUS GOODS REGULATIONS: THIS MATERIAL IS CONSIDERED AS DANGEROUS GOODS. Use the following information for the preparation of Canadian Shipments. Additional Hazard Class for Methanol is: 6.1 (Toxic Liquid)

15. REGULATORY INFORMATION

U.S. SARA REPORTING REQUIREMENTS: Methanol is subject to the reporting requirements of Sections 302, 304 and 313 of Title III of the Superfund Amendments and Reauthorization Act, as follows:

CHEMICAL NAME	SARA 302 (40 CFR 355, Appendix A)	SARA 304 (40 CFR Table 302.4)	SARA 313 (40 CFR 372.65)
Methanol	NO	YES	YES

15. REGULATORY INFORMATION (Continued)

U.S. SARA THRESHOLD PLANNING QUANTITY: Not applicable.

U.S. CERCLA REPORTABLE QUANTITIES (RQ): 5000 lb.

CANADIAN DSL/NDSL INVENTORY STATUS: Methanol is listed on the Canadian DSL Inventory.

U.S. TSCA INVENTORY STATUS: Methanol is listed on the TSCA Inventory.

OTHER U.S. FEDERAL REGULATIONS: Depending on specific operations involving the use of Methanol, the regulations of the Process Safety Management of Highly Hazardous Chemicals may be applicable (29 CFR 1910.119). Under this regulation, Methanol is not listed in Appendix A; however, any process that involves a flammable liquid on-site, in one location, in quantities of 10,000 lb (4,553 kg) or greater is covered under this regulation unless it is used as a fuel.

U.S. STATE REGULATORY INFORMATION: Methanol is covered under specific State regulations, as denoted below:

Alaska - Designated Toxic and Hazardous Substances: Methanol.
California - Permissible Exposure Limits: Methanol.
Florida - Substance List: Methanol
Illinois - Toxic Substance List: Methanol.
Kansas - Section 302/313 List: Methanol.
Minnesota - List of Hazardous Substances: Methanol.
Massachusetts - Substance List: Methanol.
Michigan - Critical Materials Register: No.
Missouri - Employer Information/Toxic Substance List: Methanol
New Jersey - Right to Know Hazardous Substance List: Methanol.
North Dakota - List of Hazardous Chemicals, Reportable Quantities: Methanol
Pennsylvania - Hazardous Substance List: Methanol.
Rhode Island - Hazardous Substance List: Methanol.
Texas - Hazardous Substance List: Methanol.
West Virginia - Hazardous Substance List: Methanol.
Wisconsin - Toxic and Hazardous Substances: Methanol

CALIFORNIA SAFE DRINKING WATER AND TOXIC ENFORCEMENT ACT (PROPOSITION 65): Methanol is not on the California Proposition 65 List.

LABELING: **WARNING!** FLAMMABLE LIQUID AND VAPOR. PROLONGED OR REPEATED SKIN CONTACT MAY DRY SKIN AND CAUSE IRRITATION. HARMFUL OR FATAL IF SWALLOWED. CAN CAUSE CENTRAL NERVOUS SYSTEM EFFECTS, BLINDNESS OR LIVER DAMAGE. CAN CAUSE DEATH IF TOO MUCH VAPOR IS BREATHED. Keep away from heat, sparks and flame. Keep container closed. Use only with adequate ventilation. Avoid contact with skin and clothing. Avoid exposure to vapor. Wash thoroughly after handling. FIRST-AID: In case of contact, immediately flush skin with plenty of water. Remove contaminated clothing and shoes. Get medical attention if irritation develops or persists. If inhaled, remove to fresh air. If not breathing, give artificial respiration. If breathing is difficult, give oxygen. If swallowed, do not induce vomiting. Get medical attention. IN CASE OF FIRE: Use water fog, foam, dry chemical, or CO_2. IN CASE OF SPILL: Absorb spill with inert materials (e.g. activated carbon, dry sand). Flush residual spill with water. Consult Material Safety Data Sheet for additional information.

CANADIAN WHMIS SYMBOLS:
Class B2: Flammable Liquid
Class D1A: Poisonous and Toxic Material
Class D2A/D2B: Materials Causing Other Toxic Effects

16. OTHER INFORMATION

PREPARED BY:

CHEMICAL SAFETY ASSOCIATES, Inc.
9163 Chesapeake Drive, San Diego, CA 92123-1002
619/565-0302

The information contained herein is based on data considered accurate. However, no warranty is expressed or implied regarding the accuracy of these data or the results to be obtained from the use thereof. AIRGAS, Inc. assumes no responsibility for injury to the vendee or third persons proximately caused by the material if reasonable safety procedures are not adhered to as stipulated in the data sheet. Additionally, AIRGAS, Inc. assumes no responsibility for injury to vendee or third persons proximately caused by abnormal use of the material even if reasonable safety procedures are followed. Furthermore, vendee assumes the risk in his use of the material.

DEFINITIONS OF TERMS

A large number of abbreviations and acronyms appear on a MSDS. Some of these which are commonly used include the following:

CAS #: This is the Chemical Abstract Service Number which uniquely identifies each constituent. It is used for computer-related searching.

EXPOSURE LIMITS IN AIR:

ACGIH American Conference of Governmental Industrial Hygienists, a professional association which establishes exposure limits.

TLV - **Threshold Limit Value** - an airborne concentration of a substance which represents conditions under which it is generally believed that nearly all workers may be repeatedly exposed without adverse effect. The duration must be considered, including the 8-hour **Time Weighted Average (TWA)**, the 15-minute **Short Term Exposure Limit**, and the instantaneous **Ceiling Level**. Skin absorption effects must also be considered.

OSHA - U.S. Occupational Safety and Health Administration.

PEL - Permissible Exposure Limit - This exposure value means exactly the same as a TLV, except that it is enforceable by OSHA. The OSHA Permissible Exposure Limits are based in the 1989 PELs and the June, 1993 Air Contaminants Rule (Federal Register 58: 35338-35351 and 58: 40191). Both the current PELs and the vacated PELs are indicated. The phrase, "Vacated 1989 PEL," is placed next to the PEL which was vacated by Court Order.

IDLH - Immediately Dangerous to Life and Health - This level represents a concentration from which one can escape within 30-minutes without suffering escape-preventing or permanent injury. The **DFG - MAK** is the Republic of Germany's Maximum Exposure Level, similar to the U.S. PEL. **NIOSH** is the National Institute of Occupational Safety and Health, which is the research arm of the U.S. Occupational Safety and Health Administration (OSHA). NIOSH issues exposure guidelines called Recommended Exposure Levels (**RELs**). When no exposure guidelines are established, an entry of **NE** is made for reference.

HAZARD RATINGS:

HAZARDOUS MATERIALS IDENTIFICATION SYSTEM: Health Hazard: **0** (minimal acute or chronic exposure hazard); **1** (slight acute or chronic exposure hazard); **2** (moderate acute or significant chronic exposure hazard); **3** (severe acute exposure hazard; onetime overexposure can result in permanent injury and may be fatal); **4** (extreme acute exposure hazard; onetime overexposure can be fatal). Flammability Hazard: **0** (minimal hazard); **1** (materials that require substantial pre-heating before burning); **2** (combustible liquid or solids; liquids with a flash point of 38-93°C [100-200°F]); **3** (Class IB and IC flammable liquids with flash points below 38°C [100°F]) **4** (Class IA flammable liquids with flash points below 23°C [73°F] and boiling points below 38°C [100°F]). Reactivity Hazard: **0** (normally stable); **1** (material that can become unstable at elevated temperatures or which can react slightly with water); **2** (materials that are unstable but do not detonate or which can react violently with water). **3** (materials that can detonate when initiated or which can react explosively with water); **4** (materials that can detonate at normal temperatures or pressures).

NATIONAL FIRE PROTECTION ASSOCIATION: Health Hazard: **0** (material that on exposure under fire conditions would offer no hazard beyond that of ordinary combustible materials); **1** (materials that on exposure under fire conditions could cause irritation or minor residual injury); **2** (materials that on intense or continued exposure under fire conditions could cause temporary incapacitation or possible residual injury); **3** (materials that can on short exposure could cause serious temporary or residual injury); **4** (materials that under very short exposure could cause death or major residual injury). Flammability Hazard and Reactivity Hazard: Refer to definitions for "Hazardous Materials Identification System".

FLAMMABILITY LIMITS IN AIR:

Much of the information related to fire and explosion is derived from the National Fire Protection Association (NFPA). Flash Point - Minimum temperature at which a liquid gives off sufficient vapors to form an ignitable mixture with air. Autoignition Temperature: The minimum temperature required to initiate combustion in air with no other source of ignition. LEL - the lowest percent of vapor in air, by volume, that will explode or ignite in the presence of an ignition source. UEL - the highest percent of vapor in air, by volume, that will explode or ignite in the presence of an ignition source.

TOXICOLOGICAL INFORMATION:

Possible health hazards as derived from human data, animal studies, or from the results of studies with similar compounds are presented. Definitions of some terms used in this section are: **LD_{50}** - Lethal Dose (solids & liquids) which kills 50% of the exposed animals; **LC_{50}** - Lethal Concentration (gases) which kills 50% of the exposed animals; ppm concentration expressed in parts of material per million parts of air or water; **mg/m³** concentration expressed in weight of substance per volume of air; **mg/kg** quantity of material, by weight, administered to a test subject, based on their body weight in kg. Data from several sources are used to evaluate the cancer-causing potential of the material. The sources are: **IARC** - the International Agency for Research on Cancer; **NTP** - the National Toxicology Program, **RTECS** - the Registry of Toxic Effects of Chemical Substances, **OSHA** and **CAL/OSHA**. IARC and NTP rate chemicals on a scale of decreasing potential to cause human cancer with rankings from 1 to 4. Subrankings (2A, 2B, etc.) are also used. Other measures of toxicity include **TDLo**, the lowest dose to cause a symptom and **TCLo** the lowest concentration to cause a symptom; **TDo, LDLo**, and LDo, or TC **TCo, LCLo**, and LCo, the lowest dose (or concentration) to cause death. **BEI** - Biological Exposure Indices, represent the levels of determinants which are most likely to be observed in specimens collected from a healthy worker who has been exposed to chemicals to the same extent as a worker with inhalation exposure to the TLV.

REGULATORY INFORMATION:

This section explains the impact of various laws and regulations on the material. **EPA** is the U.S. Environmental Protection Agency. **WHMIS** is the Canadian Workplace Hazardous Materials Information System. **DOT** and **TC** are the U.S. Department of Transportation and the Transport Canada, respectively. **Superfund Amendments and Reauthorization Act (SARA)**; the **Canadian Domestic Substances List (DSL)**; the U.S. **Toxic Substance Control Act (TSCA)**; Marine Pollutant status according to the DOT; California's Safe Drinking Water Act (**Proposition 65**); the **Comprehensive Environmental Response, Compensation, and Liability Act (CERCLA or Superfund)**; and various state regulations. This section also includes information on the precautionary warnings which appear on the materials package label.

msds_citranox_english_eu

CITRANOX MSDS

Section 1 : PRODUCT AND COMPANY IDENTIFICATION

Chemical family: Detergent.

Manufacturer: Alconox, Inc.
30 Glenn St.
Suite 309
White Plains, NY 10603.

Manufacturer emergency phone number: 800-255-3924.
813-248-0585 (outside of the United States).

Supplier: Same as manufacturer.

Product name: Citranox

Section 2 : INGREDIENT INFORMATION

C.A.S.	CONCENTRATION %	Ingredient Name	T.L.V.	LD/50	LC/50
77-92-9	10-30	CITRIC ACID	NOT AVAILABLE	3000 MG/KG RAT ORAL 5040 MG/KG MOUSE ORAL	NOT AVAILABLE

Section 3 : HAZARD IDENTIFICATION

Route of entry: Skin contact, eye contact, inhalation and ingestion.

Effects of acute exposure

Eye contact: Irritant.

Skin contact: Slight irritation upon prolonged contact.

Inhalation: May cause slight irritation.

Ingestion: May cause vomiting and diarrhea.
May cause gastric distress.

Effects of chronic exposure: Contains an ingredient which may be corrosive.

Section 4 : FIRST AID MEASURES

Skin contact: Remove contaminated clothing.
Wash thoroughly with soap and water.
Seek medical attention if irritation persists.

Eye contact: Check for and remove contact lenses.
Flush eyes with clear, running water for 15 minutes while holding eyelids open. If irritation persists, consult a physician.

Inhalation: Remove victim to fresh air.
If irritation persists, seek medical attention.

Ingestion: Do not induce vomiting, seek medical attention.
Dilute with two glasses of water.
Never give anything by mouth to an unconscious person.

msds_citranox_english_eu

Section 5 : FIRE FIGHTING MEASURES

Flammability: Not flammable.

Conditions of flammability: Surrounding fire.

Extinguishing media: Carbon dioxide, dry chemical, foam.
Water
Water fog.

Special procedures: Self-contained breathing apparatus required.
Firefighters should wear the usual protective gear.
Use water spray to cool fire exposed containers.

Auto-ignition temperature: Not available.

Flash point (°C), method: None

Lower flammability limit (% vol): Not applicable.

Upper flammability limit (% vol): Not applicable.

Explosion Data

Sensitivity to static discharge: Not available.

Sensitivity to mechanical impact: Not available.

Hazardous combustion products: Oxides of carbon (COx).
Hydrocarbons.
Oxygen.
Hydrogen.
Carbon.

Rate of burning: Not available.

Explosive power: Containers may rupture if exposed to heat or fire.

Section 6 : ACCIDENTAL RELEASE MEASURES

Leak/Spill: Contain the spill.
Prevent entry into drains, sewers, and other waterways.
Wear appropriate protective equipment.
Soak up with an absorbent material.
Place in appropriate container for disposal.
Flush residue or small spills to sanitary sewer.

Section 7 : HANDLING AND STORAGE

Handling procedures and equipment: Protect against physical damage.
Avoid breathing vapors/mists.
Wear personal protective equipment appropriate to task.
Wash thoroughly after handling.
Keep out of reach of children.
Avoid contact with skin, eyes and clothing.
Avoid extreme temperatures.
Launder contaminated clothing prior to reuse.

Storage requirements: Store away from incompatible materials.
Keep containers closed when not in use.

msds_citranox_english_eu

Section 8 : EXPOSURE CONTROLS / PERSONAL PROTECTION

Precautionary Measures

Gloves/Type:

Neoprene or rubber gloves.

Respiratory/Type: None required under normal use.
If exposed to misting.
NIOSH approved respirator for vapours and mists.

Eye/Type:

Chemical safety goggles with side-shields.

Footwear/Type: Safety shoes per local regulations.

Clothing/Type: As required to prevent skin contact.

Other/Type: Eye wash facility should be in close proximity.
Emergency shower should be in close proximity.

Ventilation requirements: Local exhaust at points of emission.
Ventilation should be corrosion-proof.

Exposure limit of material: Not available.

Section 9 : PHYSICAL AND CHEMICAL PROPERTIES

Physical state: Liquid.

Appearance & odor: Pale yellow.
Nearly odorless.

Odor threshold (ppm): Not available.

Vapour pressure (mmHg): @ 20°C (68°F).
17

Vapour density (air=1): >1

Volatiles (%)

By volume: Not available.

Evaporation rate (butyl acetate = 1): <1

Boiling point (°C): 103 (217F)

Freezing point (°C): Not available.

pH: 2.5

Specific gravity @ 20 °C: (water = 1).
1.12

Solubility in water (%): Complete.

Coefficient of water\oil dist.: Not available.

VOC: None

Chemical family: Detergent.

Section 10 : STABILITY AND REACTIVITY

Chemical stability: Product is stable under normal handling and storage conditions.

Conditions of instability: Extreme temperatures.

Hazardous polymerization: Will not occur.

Incompatible substances: Strong alkalies.
Strong oxidizing agents.

Hazardous decomposition products: See hazardous combustion products.

Section 11 : TOXICOLOGICAL INFORMATION

LD50 of product, species & route: > 5000 mg/kg rat oral.

LC50 of product, species & route: Not available.

Sensitization to product: Not available.

Carcinogenic effects: Not listed as a carcinogen.

Reproductive effects: Not available.

Teratogenicity: Not available.

Mutagenicity: Not available.

Synergistic materials: Not available.

Section 12 : ECOLOGICAL INFORMATION

Environmental toxicity: No data at this time.

Environmental fate: No data at this time.

Section 13 : DISPOSAL CONSIDERATIONS

Waste disposal: In accordance with local and federal regulations.

Section 14 : TRANSPORT INFORMATION

ADR CLASSIFICATION: Not regulated.

Special shipping information: Not regulated.

Section 15 : REGULATORY INFORMATION

Canadian Regulatory Information

WHMIS classification:

D2B

DSL status: Not available.

USA Regulatory Information

msds_citranox_english_eu

SARA hazard catagories sections 311/312: Immediate (Acute) Health Hazard: No.
Delayed (Chronic) Health Hazard: No.
Fire Hazard: No.
Sudden Release of Pressure: No.
Reactive: No.

SARA Section 313: None

TSCA inventory: All components of this product are listed on the TSCA inventory.

EU Regulatory Information

European Union (EU) Regulatory Information: EU labeling required.

EU Risks: R36/38: Irritating to eyes and skin.

EU Safety: S2:Keep out of the reach of children.
S24: Avoid contact with skin.
S25: Avoid contact with eyes.

EINECS#: CAS# 77-92-9 - EINECS# 201-069-1.

EU Symbols:

Irritant.

NFPA

Health Hazard: 1

Flammability: 0

Reactivity: 0

HMIS

Health Hazard: 1

Flammability: 0

Physical hazard: 0

PPE: B

Section 16 : OTHER INFORMATION

Supplier MSDS date: 2005/03/11

Data prepared by: Global Safety Management
3340 Peachtree Road, #1800
Atlanta, GA 30326

Phone: 877-683-7460
Fax: (877) 683-7462

Web: www.globalsafetynet.com
Email: info@globalsafetynet.com.

General note: This material safety data sheet was prepared from information obtained from various sources, including product suppliers and the Canadian Center for Occupational Health and Safety.

LIQUINOX MSDS

Section 1 : PRODUCT AND COMPANY IDENTIFICATION

Chemical family: Detergent.

Manufacturer: Alconox, Inc.
30 Glenn St.
Suite 309
White Plains, NY 10603.

Manufacturer emergency phone number: 800-255-3924.
813-248-0585 (outside of the United States).

Supplier: Same as manufacturer.

Product name: Liquinox

Section 2 : INGREDIENT INFORMATION

C.A.S.	CONCENTRATION %	Ingredient Name	T.L.V.	LD/50	LC/50
25155-30-0	10-30	SODIUM DODECYLBENZENESULFONATE	NOT AVAILABLE	438 MG/KG RAT ORAL 1330 MG/KG MOUSE ORAL	NOT AVAILABLE

Section 3 : HAZARD IDENTIFICATION

Route of entry: Skin contact, eye contact, inhalation and ingestion.

Effects of acute exposure

Eye contact: May cause irritation.

Skin contact: Prolonged and repeated contact may cause irritation.

Inhalation: May cause headache and nausea.

Ingestion: May cause vomiting and diarrhea.
May cause gastric distress.

Effects of chronic exposure: See effects of acute exposure.

Section 4 : FIRST AID MEASURES

Skin contact: Remove contaminated clothing.
Wash thoroughly with soap and water.
Seek medical attention if irritation persists.

Eye contact: Check for and remove contact lenses.
Flush eyes with clear, running water for 15 minutes while holding eyelids open: if irritation persists, consult a physician.

Inhalation: Remove victim to fresh air.
If irritation persists, seek medical attention.

Ingestion: Do not induce vomiting, seek medical attention.
Dilute with two glasses of water.
Never give anything by mouth to an unconscious person.

Section 5 : FIRE FIGHTING MEASURES

Flammability: Not flammable.

Conditions of flammability: Surrounding fire.

Extinguishing media: Carbon dioxide, dry chemical, foam.
Water
Water fog.

Special procedures: Self-contained breathing apparatus required.
Firefighters should wear the usual protective gear.
Use water spray to cool fire exposed containers.

Auto-ignition temperature: Not available.

Flash point (°C), method: None

Lower flammability limit (% vol): Not applicable.

Upper flammability limit (% vol): Not applicable.

Explosion Data

Sensitivity to static discharge: Not available.

Sensitivity to mechanical impact: Not available.

Hazardous combustion products: Oxides of carbon (COx).
Hydrocarbons.

Rate of burning: Not available.

Explosive power: Containers may rupture if exposed to heat or fire.

Section 6 : ACCIDENTAL RELEASE MEASURES

Leak/Spill: Contain the spill.
Prevent entry into drains, sewers, and other waterways.
Wear appropriate protective equipment.
Small amounts may be flushed to sewer with water.
Soak up with an absorbent material.
Place in appropriate container for disposal.
Notify the appropriate authorities as required.

Section 7 : HANDLING AND STORAGE

Handling procedures and equipment: Protect against physical damage.
Avoid breathing vapors/mists.
Wear personal protective equipment appropriate to task.
Wash thoroughly after handling.
Keep out of reach of children.
Avoid contact with skin, eyes and clothing.
Avoid extreme temperatures.
Launder contaminated clothing prior to reuse.

Storage requirements: Store away from incompatible materials.
Keep containers closed when not in use.

Section 8 : EXPOSURE CONTROLS / PERSONAL PROTECTION

Precautionary Measures

Gloves/Type:

Wear appropriate gloves.

Respiratory/Type: None required under normal use.

Eye/Type:

Safety glasses recommended.

Footwear/Type: Safety shoes per local regulations.

Clothing/Type: As required to prevent skin contact.

Other/Type: Eye wash facility should be in close proximity.
Emergency shower should be in close proximity.

Ventilation requirements: Local exhaust at points of emission.

Exposure limit of material: Not available.

Section 9 : PHYSICAL AND CHEMICAL PROPERTIES

Physical state: Liquid.

Appearance & odor: Odourless.
Pale yellow.

Odor threshold (ppm): Not available.

Vapour pressure (mmHg): @ 20°C (68°F).
17

Vapour density (air=1): >1

Volatiles (%)

By volume: Not available.

Evaporation rate (butyl acetate = 1): < 1.

Boiling point (°C): 100 (212F)

Freezing point (°C): Not available.

pH: 8.5

Specific gravity @ 20 °C: (water = 1).
1.083

Solubility in water (%): Complete.

Coefficient of water\oil dist.: Not available.

VOC: None

Chemical family: Detergent.

Section 10 : STABILITY AND REACTIVITY

Chemical stability: Product is stable under normal handling and storage conditions.

Conditions of instability: Extreme temperatures.

Hazardous polymerization: Will not occur.

Incompatible substances: Strong acids.
Strong oxidizing agents.

Hazardous decomposition products: See hazardous combustion products.

Section 11 : TOXICOLOGICAL INFORMATION

LD50 of product, species & route: > 5000 mg/kg rat oral.

LC50 of product, species & route: Not available.

Sensitization to product: Not available.

Carcinogenic effects: Not listed as a carcinogen.

Reproductive effects: Not available.

Teratogenicity: Not available.

Mutagenicity: Not available.

Synergistic materials: Not available.

Section 12 : ECOLOGICAL INFORMATION

Environmental toxicity: No data at this time.

Environmental fate: No data at this time.

Section 13 : DISPOSAL CONSIDERATIONS

Waste disposal: In accordance with local and federal regulations.

Section 14 : TRANSPORT INFORMATION

D.O.T. CLASSIFICATION: Not regulated.

Special shipping information: Not regulated.

Section 15 : REGULATORY INFORMATION

Canadian Regulatory Information

WHMIS classification: Not controlled.

DSL status: Not available.

USA Regulatory Information

SARA hazard catagories sections 311/312: Immediate (Acute) Health Hazard: No.
Delayed (Chronic) Health Hazard: No.
Fire Hazard: No.
Sudden Release of Pressure: No.
Reactive: No.

SARA Section 313: None

TSCA inventory: All components of this product are listed on the TSCA inventory.

NFPA

Health Hazard: 1
Flammability: 0
Reactivity: 0

HMIS

Health Hazard: 1
Flammability: 0
Physical hazard: 0
PPE: A

Section 16 : OTHER INFORMATION

Supplier MSDS date: 2006/07/14

Data prepared by: Global Safety Management
3340 Peachtree Road, #1800
Atlanta, GA 30326

Phone: 877-683-7460
Fax: (877) 683-7462

Web: www.globalsafetynet.com
Email: info@globalsafetynet.com.

General note: This material safety data sheet was prepared from information obtained from various sources, including product suppliers and the Canadian Center for Occupational Health and Safety.

HALLIBURTON

MATERIAL SAFETY DATA SHEET

Product Trade Name: **HOLEPLUG® 3/4**

Revision Date: 03-Jan-2008

1. CHEMICAL PRODUCT AND COMPANY IDENTIFICATION

Product Trade Name: HOLEPLUG® 3/4
Synonyms: None
Chemical Family: Mineral
Application: Fluid Loss Additive

Manufacturer/Supplier
Baroid Fluid Services
Product Service Line of Halliburton
P.O. Box 1675
Houston, TX 77251
Telephone: (281) 871-4000
Emergency Telephone: (281) 575-5000

Prepared By
Chemical Compliance
Telephone: 1-580-251-4335
e-mail: fdunexchem@halliburton.com

2. COMPOSITION/INFORMATION ON INGREDIENTS

SUBSTANCE	CAS Number	PERCENT	ACGIH TLV-TWA	OSHA PEL-TWA
Crystalline silica, cristobalite	14464-46-1	0 - 1%	0.025 mg/m^3	$1/2 \times \frac{10\ mg/m^3}{\%SiO2 + 2}$
Crystalline silica, tridymite	15468-32-3	0 - 1%	0.05 mg/m^3	$1/2 \times \frac{10\ mg/m^3}{\%SiO2 + 2}$
Crystalline silica, quartz	14808-60-7	1 - 5%	0.025 mg/m^3	$\frac{10\ mg/m^3}{\%SiO2 + 2}$
Bentonite	1302-78-9	60 - 100%	Not applicable	Not applicable

More restrictive exposure limits may be enforced by some states, agencies, or other authorities.

3. HAZARDS IDENTIFICATION

Hazard Overview

CAUTION! - ACUTE HEALTH HAZARD
May cause eye and respiratory irritation.

DANGER! - CHRONIC HEALTH HAZARD
Breathing crystalline silica can cause lung disease, including silicosis and lung cancer. Crystalline silica has also been associated with scleroderma and kidney disease.

This product contains quartz, cristobalite, and/or tridymite which may become airborne without a visible cloud. Avoid breathing dust. Avoid creating dusty conditions. Use only with adequate ventilation to keep exposures below recommended exposure limits. Wear a NIOSH certified, European Standard EN 149, or equivalent respirator when using this product. Review the Material Safety Data Sheet (MSDS) for this product, which has been provided to your employer.

4. FIRST AID MEASURES

Inhalation If inhaled, remove from area to fresh air. Get medical attention if respiratory irritation develops or if breathing becomes difficult.

Skin Wash with soap and water. Get medical attention if irritation persists.

Eyes In case of contact, immediately flush eyes with plenty of water for at least 15 minutes and get medical attention if irritation persists.

Ingestion Under normal conditions, first aid procedures are not required.

Notes to Physician Treat symptomatically.

5. FIRE FIGHTING MEASURES

Flash Point/Range (F):	Not Determined
Flash Point/Range (C):	Not Determined
Flash Point Method:	Not Determined
Autoignition Temperature (F):	Not Determined
Autoignition Temperature (C):	Not Determined
Flammability Limits in Air - Lower (%):	Not Determined
Flammability Limits in Air - Upper (%):	Not Determined

Fire Extinguishing Media All standard firefighting media.

Special Exposure Hazards Not applicable.

Special Protective Equipment for Fire-Fighters Not applicable.

NFPA Ratings: Health 0, Flammability 0, Reactivity 0
HMIS Ratings: Flammability 0, Reactivity 0, Health 0*

6. ACCIDENTAL RELEASE MEASURES

Personal Precautionary Measures Use appropriate protective equipment. Avoid creating and breathing dust.

Environmental Precautionary Measures None known.

Procedure for Cleaning / Absorption	Collect using dustless method and hold for appropriate disposal. Consider possible toxic or fire hazards associated with contaminating substances and use appropriate methods for collection, storage and disposal.

7. HANDLING AND STORAGE

Handling Precautions	This product contains quartz, cristobalite, and/or tridymite which may become airborne without a visible cloud. Avoid breathing dust. Avoid creating dusty conditions. Use only with adequate ventilation to keep exposure below recommended exposure limits. Wear a NIOSH certified, European Standard En 149, or equivalent respirator when using this product. Material is slippery when wet.
Storage Information	Use good housekeeping in storage and work areas to prevent accumulation of dust. Close container when not in use. Do not reuse empty container. Product has a shelf life of 36 months.

8. EXPOSURE CONTROLS/PERSONAL PROTECTION

Engineering Controls	Use approved industrial ventilation and local exhaust as required to maintain exposures below applicable exposure limits listed in Section 2.
Respiratory Protection	Wear a NIOSH certified, European Standard EN 149, or equivalent respirator when using this product.
Hand Protection	Normal work gloves.
Skin Protection	Wear clothing appropriate for the work environment. Dusty clothing should be laundered before reuse. Use precautionary measures to avoid creating dust when removing or laundering clothing.
Eye Protection	Wear safety glasses or goggles to protect against exposure.
Other Precautions	None known.

9. PHYSICAL AND CHEMICAL PROPERTIES

Physical State:	Solid
Color:	Tan to Gray
Odor:	Mild earthy
pH:	7.5
Specific Gravity @ 20 C (Water=1):	2.12
Density @ 20 C (lbs./gallon):	Not Determined
Bulk Density @ 20 C (lbs/ft3):	51- 60
Boiling Point/Range (F):	Not Determined
Boiling Point/Range (C):	Not Determined
Freezing Point/Range (F):	Not Determined
Freezing Point/Range (C):	Not Determined
Vapor Pressure @ 20 C (mmHg):	Not Determined
Vapor Density (Air=1):	Not Determined
Percent Volatiles:	Not Determined
Evaporation Rate (Butyl Acetate=1):	Not Determined
Solubility in Water (g/100ml):	Insoluble
Solubility in Solvents (g/100ml):	Not Determined
VOCs (lbs./gallon):	Not Determined
Viscosity, Dynamic @ 20 C (centipoise):	Not Determined
Viscosity, Kinematic @ 20 C (centistrokes):	Not Determined
Partition Coefficient/n-Octanol/Water:	Not Determined
Molecular Weight (g/mole):	Not Determined

10. STABILITY AND REACTIVITY

Stability Data:	Stable
Hazardous Polymerization:	Will Not Occur
Conditions to Avoid	None anticipated
Incompatibility (Materials to Avoid)	Hydrofluoric acid.
Hazardous Decomposition Products	Amorphous silica may transform at elevated temperatures to tridymite (870 C) or cristobalite (1470 C).
Additional Guidelines	Not Applicable

11. TOXICOLOGICAL INFORMATION

Principle Route of Exposure	Eye or skin contact, inhalation.
Inhalation	Inhaled crystalline silica in the form of quartz or cristobalite from occupational sources is carcinogenic to humans (IARC, Group 1). There is sufficient evidence in experimental animals for the carcinogenicity of tridymite (IARC, Group 2A). Breathing silica dust may cause irritation of the nose, throat, and respiratory passages. Breathing silica dust may not cause noticeable injury or illness even though permanent lung damage may be occurring. Inhalation of dust may also have serious chronic health effects (See "Chronic Effects/Carcinogenicity" subsection below).
Skin Contact	May cause mechanical skin irritation.
Eye Contact	May cause eye irritation.
Ingestion	None known
Aggravated Medical Conditions	Individuals with respiratory disease, including but not limited to asthma and bronchitis, or subject to eye irritation, should not be exposed to quartz dust.

Chronic Effects/Carcinogenicity

Silicosis: Excessive inhalation of respirable crystalline silica dust may cause a progressive, disabling, and sometimes-fatal lung disease called silicosis. Symptoms include cough, shortness of breath, wheezing, non-specific chest illness, and reduced pulmonary function. This disease is exacerbated by smoking. Individuals with silicosis are predisposed to develop tuberculosis.

Cancer Status: The International Agency for Research on Cancer (IARC) has determined that crystalline silica inhaled in the form of quartz or cristobalite from occupational sources can cause lung cancer in humans (Group 1 - carcinogenic to humans) and has determined that there is sufficient evidence in experimental animals for the carcinogenicity of tridymite (Group 2A - possible carcinogen to humans). Refer to IARC Monograph 68, Silica, Some Silicates and Organic Fibres (June 1997) in conjunction with the use of these minerals. The National Toxicology Program classifies respirable crystalline silica as "Known to be a human carcinogen". Refer to the 9th Report on Carcinogens (2000). The American Conference of Governmental Industrial Hygienists (ACGIH) classifies crystalline silica, quartz, as a suspected human carcinogen (A2).

There is some evidence that breathing respirable crystalline silica or the disease silicosis is associated with an increased incidence of significant disease endpoints such as scleroderma (an immune system disorder manifested by scarring of the lungs, skin, and other internal organs) and kidney disease.

Other Information

For further information consult "Adverse Effects of Crystalline Silica Exposure" published by the American Thoracic Society Medical Section of the American Lung Association, American Journal of Respiratory and Critical Care Medicine, Volume 155, pages 761-768 (1997).

Toxicity Tests

Oral Toxicity:	Not determined
Dermal Toxicity:	Not determined
Inhalation Toxicity:	Not determined
Primary Irritation Effect:	Not determined
Carcinogenicity	Refer to IARC Monograph 68, Silica, Some Silicates and Organic Fibres (June 1997).
Genotoxicity:	Not determined
Reproductive / Developmental Toxicity:	Not determined

12. ECOLOGICAL INFORMATION

Mobility (Water/Soil/Air)	Not determined
Persistence/Degradability	Not determined
Bio-accumulation	Not Determined

Ecotoxicological Information

Acute Fish Toxicity:	Not determined
Acute Crustaceans Toxicity:	Not determined

Acute Algae Toxicity:	Not determined
Chemical Fate Information	Not determined
Other Information	Not applicable

13. DISPOSAL CONSIDERATIONS

Disposal Method	Bury in a licensed landfill according to federal, state, and local regulations.
Contaminated Packaging	Follow all applicable national or local regulations.

14. TRANSPORT INFORMATION

Land Transportation

DOT
Not restricted

Canadian TDG
Not restricted

ADR Not restricted

Air Transportation

ICAO/IATA Not restricted

Sea Transportation

IMDG Not restricted

Other Shipping Information

Labels:	None

15. REGULATORY INFORMATION

US Regulations

US TSCA Inventory	All components listed on inventory.
EPA SARA Title III Extremely Hazardous Substances	Not applicable
EPA SARA (311,312) Hazard Class	Acute Health Hazard Chronic Health Hazard
EPA SARA (313) Chemicals	This product does not contain a toxic chemical for routine annual "Toxic Chemical Release Reporting" under Section 313 (40 CFR 372).
EPA CERCLA/Superfund Reportable Spill Quantity	Not applicable.
EPA RCRA Hazardous Waste Classification	If product becomes a waste, it does NOT meet the criteria of a hazardous waste as defined by the US EPA.
California Proposition 65	The California Proposition 65 regulations apply to this product.

MA Right-to-Know Law	One or more components listed.
NJ Right-to-Know Law	One or more components listed.
PA Right-to-Know Law	One or more components listed.

Canadian Regulations

Canadian DSL Inventory	All components listed on inventory.
WHMIS Hazard Class	D2A Very Toxic Materials Crystalline silica

16. OTHER INFORMATION

The following sections have been revised since the last issue of this MSDS
Not applicable

Additional Information

For additional information on the use of this product, contact your local Halliburton representative.

For questions about the Material Safety Data Sheet for this or other Halliburton products, contact Chemical Compliance at 1-580-251-4335.

Disclaimer Statement

This information is furnished without warranty, expressed or implied, as to accuracy or completeness. The information is obtained from various sources including the manufacturer and other third party sources. The information may not be valid under all conditions nor if this material is used in combination with other materials or in any process. Final determination of suitability of any material is the sole responsibility of the user.

*****END OF MSDS*****

HALLIBURTON

MATERIAL SAFETY DATA SHEET

Product Trade Name: **QUIK-GROUT®**

Revision Date: 05-Jan-2009

1. CHEMICAL PRODUCT AND COMPANY IDENTIFICATION

Product Trade Name: QUIK-GROUT®
Synonyms: None
Chemical Family: Mineral
Application: Grouting Material

Manufacturer/Supplier
Baroid Fluid Services
Product Service Line of Halliburton
P.O. Box 1675
Houston, TX 77251
Telephone: (281) 871-4000
Emergency Telephone: (281) 575-5000

Prepared By
Chemical Compliance
Telephone: 1-580-251-4335
e-mail: fdunexchem@halliburton.com

2. COMPOSITION/INFORMATION ON INGREDIENTS

SUBSTANCE	CAS Number	PERCENT	ACGIH TLV-TWA	OSHA PEL-TWA
Ammonium bisulfate	7783-20-2	1 - 5%	Not applicable	Not applicable
Crystalline silica, tridymite	15468-32-3	0 - 1%	0.05 mg/m^3	$1/2 \times \frac{10\ mg/m^3}{\%SiO2 + 2}$
Crystalline silica, cristobalite	14464-46-1	0 - 1%	0.025 mg/m^3	$1/2 \times \frac{10\ mg/m^3}{\%SiO2 + 2}$
Crystalline silica, quartz	14808-60-7	1 - 5%	0.025 mg/m^3	$\frac{10\ mg/m^3}{\%SiO2 + 2}$
Bentonite	1302-78-9	60 - 100%	Not applicable	Not applicable

3. HAZARDS IDENTIFICATION

Hazard Overview

CAUTION! - ACUTE HEALTH HAZARD
May cause eye and respiratory irritation.

DANGER! - CHRONIC HEALTH HAZARD
Breathing crystalline silica can cause lung disease, including silicosis and lung cancer. Crystalline silica has also been associated with scleroderma and kidney disease.

This product contains quartz, cristobalite, and/or tridymite which may become airborne without a visible cloud. Avoid breathing dust. Avoid creating dusty conditions. Use only with adequate ventilation to keep exposures below recommended exposure limits. Wear a NIOSH certified, European Standard EN 149, or equivalent respirator when using this product. Review the Material Safety Data Sheet (MSDS) for this product, which has been provided to your employer.

4. FIRST AID MEASURES

Inhalation If inhaled, remove from area to fresh air. Get medical attention if respiratory irritation develops or if breathing becomes difficult.

Skin Wash with soap and water. Get medical attention if irritation persists.

Eyes In case of contact, immediately flush eyes with plenty of water for at least 15 minutes and get medical attention if irritation persists.

Ingestion Under normal conditions, first aid procedures are not required.

Notes to Physician Treat symptomatically.

5. FIRE FIGHTING MEASURES

Flash Point/Range (F):	Not Determined
Flash Point/Range (C):	Not Determined
Flash Point Method:	Not Determined
Autoignition Temperature (F):	Not Determined
Autoignition Temperature (C):	Not Determined
Flammability Limits in Air - Lower (%):	Not Determined
Flammability Limits in Air - Upper (%):	Not Determined

Fire Extinguishing Media All standard firefighting media.

Special Exposure Hazards Not applicable.

Special Protective Equipment for Fire-Fighters Not applicable.

NFPA Ratings: Health 0, Flammability 0, Reactivity 0
HMIS Ratings: Health 0*, Flammability 0, Reactivity 0

6. ACCIDENTAL RELEASE MEASURES

Personal Precautionary Measures Use appropriate protective equipment. Avoid creating and breathing dust.

Environmental Precautionary Measures None known.

Procedure for Cleaning / Absorption	Collect using dustless method and hold for appropriate disposal. Consider possible toxic or fire hazards associated with contaminating substances and use appropriate methods for collection, storage and disposal.

7. HANDLING AND STORAGE

Handling Precautions	This product contains quartz, cristobalite, and/or tridymite which may become airborne without a visible cloud. Avoid breathing dust. Avoid creating dusty conditions. Use only with adequate ventilation to keep exposure below recommended exposure limits. Wear a NIOSH certified, European Standard En 149, or equivalent respirator when using this product. Material is slippery when wet.
Storage Information	Use good housekeeping in storage and work areas to prevent accumulation of dust. Close container when not in use. Do not reuse empty container.

8. EXPOSURE CONTROLS/PERSONAL PROTECTION

Engineering Controls	Use approved industrial ventilation and local exhaust as required to maintain exposures below applicable exposure limits listed in Section 2.
Respiratory Protection	Wear a NIOSH certified, European Standard EN 149, or equivalent respirator when using this product.
Hand Protection	Normal work gloves.
Skin Protection	Wear clothing appropriate for the work environment. Dusty clothing should be laundered before reuse. Use precautionary measures to avoid creating dust when removing or laundering clothing.
Eye Protection	Wear safety glasses or goggles to protect against exposure.
Other Precautions	None known.

9. PHYSICAL AND CHEMICAL PROPERTIES

Physical State:	Solid
Color:	Beige to Tan
Odor:	Odorless
pH:	8-10
Specific Gravity @ 20 C (Water=1):	2.5
Density @ 20 C (lbs./gallon):	Not Determined
Bulk Density @ 20 C (lbs/ft3):	74
Boiling Point/Range (F):	Not Determined
Boiling Point/Range (C):	Not Determined
Freezing Point/Range (F):	Not Determined
Freezing Point/Range (C):	Not Determined
Vapor Pressure @ 20 C (mmHg):	Not Determined
Vapor Density (Air=1):	Not Determined
Percent Volatiles:	Not Determined
Evaporation Rate (Butyl Acetate=1):	Not Determined
Solubility in Water (g/100ml):	Insoluble
Solubility in Solvents (g/100ml):	Not Determined
VOCs (lbs./gallon):	Not Determined
Viscosity, Dynamic @ 20 C (centipoise):	Not Determined
Viscosity, Kinematic @ 20 C (centistrokes):	Not Determined
Partition Coefficient/n-Octanol/Water:	Not Determined
Molecular Weight (g/mole):	Not Determined

10. STABILITY AND REACTIVITY

Stability Data:	Stable
Hazardous Polymerization:	Will Not Occur
Conditions to Avoid	None anticipated
Incompatibility (Materials to Avoid)	Copper and copper alloys. Zinc.
Hazardous Decomposition Products	Oxides of sulfur. Oxides of nitrogen. Ammonia. Amorphous silica may transform at elevated temperatures to tridymite (870 C) or cristobalite (1470 C).
Additional Guidelines	Not Applicable

11. TOXICOLOGICAL INFORMATION

Principle Route of Exposure	Eye or skin contact, inhalation.
Inhalation	Inhaled crystalline silica in the form of quartz or cristobalite from occupational sources is carcinogenic to humans (IARC, Group 1). There is sufficient evidence in experimental animals for the carcinogenicity of tridymite (IARC, Group 2A). Breathing silica dust may cause irritation of the nose, throat, and respiratory passages. Breathing silica dust may not cause noticeable injury or illness even though permanent lung damage may be occurring. Inhalation of dust may also have serious chronic health effects (See "Chronic Effects/Carcinogenicity" subsection below).
Skin Contact	May cause mechanical skin irritation.
Eye Contact	May cause eye irritation.
Ingestion	None known
Aggravated Medical Conditions	Individuals with respiratory disease, including but not limited to asthma and bronchitis, or subject to eye irritation, should not be exposed to quartz dust.

Chronic Effects/Carcinogenicity

Silicosis: Excessive inhalation of respirable crystalline silica dust may cause a progressive, disabling, and sometimes-fatal lung disease called silicosis. Symptoms include cough, shortness of breath, wheezing, non-specific chest illness, and reduced pulmonary function. This disease is exacerbated by smoking. Individuals with silicosis are predisposed to develop tuberculosis.

Cancer Status: The International Agency for Research on Cancer (IARC) has determined that crystalline silica inhaled in the form of quartz or cristobalite from occupational sources can cause lung cancer in humans (Group 1 - carcinogenic to humans) and has determined that there is sufficient evidence in experimental animals for the carcinogenicity of tridymite (Group 2A - possible carcinogen to humans). Refer to IARC Monograph 68, Silica, Some Silicates and Organic Fibres (June 1997) in conjunction with the use of these minerals. The National Toxicology Program classifies respirable crystalline silica as "Known to be a human carcinogen". Refer to the 9th Report on Carcinogens (2000). The American Conference of Governmental Industrial Hygienists (ACGIH) classifies crystalline silica, quartz, as a suspected human carcinogen (A2).

There is some evidence that breathing respirable crystalline silica or the disease silicosis is associated with an increased incidence of significant disease endpoints such as scleroderma (an immune system disorder manifested by scarring of the lungs, skin, and other internal organs) and kidney disease.

Other Information

For further information consult "Adverse Effects of Crystalline Silica Exposure" published by the American Thoracic Society Medical Section of the American Lung Association, American Journal of Respiratory and Critical Care Medicine, Volume 155, pages 761-768 (1997).

Toxicity Tests

Oral Toxicity:	Not determined
Dermal Toxicity:	Not determined
Inhalation Toxicity:	Not determined
Primary Irritation Effect:	Not determined
Carcinogenicity	Refer to IARC Monograph 68, Silica, Some Silicates and Organic Fibres (June 1997).
Genotoxicity:	Not determined
Reproductive / Developmental Toxicity:	Not determined

12. ECOLOGICAL INFORMATION

Mobility (Water/Soil/Air)	Not determined
Persistence/Degradability	Not determined
Bio-accumulation	Not Determined

Ecotoxicological Information

Acute Fish Toxicity:	Not determined
Acute Crustaceans Toxicity:	Not determined

Acute Algae Toxicity:	Not determined
Chemical Fate Information	Not determined
Other Information	Not applicable

13. DISPOSAL CONSIDERATIONS

Disposal Method	Bury in a licensed landfill according to federal, state, and local regulations.
Contaminated Packaging	Follow all applicable national or local regulations.

14. TRANSPORT INFORMATION

Land Transportation

DOT
Not restricted

Canadian TDG
Not restricted

ADR Not restricted

Air Transportation

ICAO/IATA Not restricted

Sea Transportation

IMDG Not restricted

Other Shipping Information

Labels:	None

15. REGULATORY INFORMATION

US Regulations

US TSCA Inventory	All components listed on inventory or are exempt.
EPA SARA Title III Extremely Hazardous Substances	Not applicable
EPA SARA (311,312) Hazard Class	Acute Health Hazard Chronic Health Hazard
EPA SARA (313) Chemicals	This product does not contain a toxic chemical for routine annual "Toxic Chemical Release Reporting" under Section 313 (40 CFR 372).
EPA CERCLA/Superfund Reportable Spill Quantity	Not applicable.
EPA RCRA Hazardous Waste Classification	If product becomes a waste, it does NOT meet the criteria of a hazardous waste as defined by the US EPA.
California Proposition 65	The California Proposition 65 regulations apply to this product.

MA Right-to-Know Law	One or more components listed.
NJ Right-to-Know Law	One or more components listed.
PA Right-to-Know Law	One or more components listed.

Canadian Regulations

Canadian DSL Inventory	All components listed on inventory.
WHMIS Hazard Class	D2A Very Toxic Materials Crystalline silica

16. OTHER INFORMATION

The following sections have been revised since the last issue of this MSDS
Not applicable

Additional Information

For additional information on the use of this product, contact your local Halliburton representative.

For questions about the Material Safety Data Sheet for this or other Halliburton products, contact Chemical Compliance at 1-580-251-4335.

Disclaimer Statement

This information is furnished without warranty, expressed or implied, as to accuracy or completeness. The information is obtained from various sources including the manufacturer and other third party sources. The information may not be valid under all conditions nor if this material is used in combination with other materials or in any process. Final determination of suitability of any material is the sole responsibility of the user.

*****END OF MSDS*****

Health	2
Fire	3
Reactivity	0
Personal Protection	H

Material Safety Data Sheet
Isopropyl alcohol MSDS

Section 1: Chemical Product and Company Identification

Product Name: Isopropyl alcohol

Catalog Codes: SLI1153, SLI1579, SLI1906, SLI1246, SLI1432

CAS#: 67-63-0

RTECS: NT8050000

TSCA: TSCA 8(b) inventory: Isopropyl alcohol

CI#: Not available.

Synonym: 2-Propanol

Chemical Name: isopropanol

Chemical Formula: C3-H8-O

Contact Information:

Sciencelab.com, Inc.
14025 Smith Rd.
Houston, Texas 77396

US Sales: **1-800-901-7247**
International Sales: **1-281-441-4400**

Order Online: ScienceLab.com

CHEMTREC (24HR Emergency Telephone), call: 1-800-424-9300

International CHEMTREC, call: 1-703-527-3887

For non-emergency assistance, call: 1-281-441-4400

Section 2: Composition and Information on Ingredients

Composition:

Name	CAS #	% by Weight
Isopropyl alcohol	67-63-0	100

Toxicological Data on Ingredients: Isopropyl alcohol: ORAL (LD50): Acute: 5045 mg/kg [Rat]. 3600 mg/kg [Mouse]. 6410 mg/kg [Rabbit]. DERMAL (LD50): Acute: 12800 mg/kg [Rabbit].

Section 3: Hazards Identification

Potential Acute Health Effects:
Hazardous in case of eye contact (irritant), of ingestion, of inhalation. Slightly hazardous in case of skin contact (irritant, sensitizer, permeator).

Potential Chronic Health Effects:
Slightly hazardous in case of skin contact (sensitizer). CARCINOGENIC EFFECTS: A4 (Not classifiable for human or animal.) by ACGIH, 3 (Not classifiable for human.) by IARC. MUTAGENIC EFFECTS: Not available. TERATOGENIC EFFECTS: Not available. DEVELOPMENTAL TOXICITY: Classified Reproductive system/toxin/female, Development toxin [POSSIBLE]. The substance may be toxic to kidneys, liver, skin, central nervous system (CNS). Repeated or prolonged exposure to the substance can produce target organs damage.

Section 4: First Aid Measures

Eye Contact:
Check for and remove any contact lenses. In case of contact, immediately flush eyes with plenty of water for at least 15 minutes. Cold water may be used. Get medical attention.

Skin Contact:
Wash with soap and water. Cover the irritated skin with an emollient. Get medical attention if irritation develops. Cold water may be used.

Serious Skin Contact: Not available.

Inhalation:
If inhaled, remove to fresh air. If not breathing, give artificial respiration. If breathing is difficult, give oxygen. Get medical attention if symptoms appear.

Serious Inhalation:
Evacuate the victim to a safe area as soon as possible. Loosen tight clothing such as a collar, tie, belt or waistband. If breathing is difficult, administer oxygen. If the victim is not breathing, perform mouth-to-mouth resuscitation. Seek medical attention.

Ingestion:
Do NOT induce vomiting unless directed to do so by medical personnel. Never give anything by mouth to an unconscious person. Loosen tight clothing such as a collar, tie, belt or waistband. Get medical attention if symptoms appear.

Serious Ingestion: Not available.

Section 5: Fire and Explosion Data

Flammability of the Product: Flammable.

Auto-Ignition Temperature: 399°C (750.2°F)

Flash Points: CLOSED CUP: 11.667°C (53°F) - 12.778 deg. C (55 deg. F) (TAG)

Flammable Limits: LOWER: 2% UPPER: 12.7%

Products of Combustion: These products are carbon oxides (CO, CO2).

Fire Hazards in Presence of Various Substances:
Highly flammable in presence of open flames and sparks, of heat. Flammable in presence of oxidizing materials. Non-flammable in presence of shocks.

Explosion Hazards in Presence of Various Substances:
Risks of explosion of the product in presence of mechanical impact: Not available. Explosive in presence of open flames and sparks, of heat.

Fire Fighting Media and Instructions:
Flammable liquid, soluble or dispersed in water. SMALL FIRE: Use DRY chemical powder. LARGE FIRE: Use alcohol foam, water spray or fog.

Special Remarks on Fire Hazards:
Vapor may travel considerable distance to source of ignition and flash back. CAUTION: MAY BURN WITH NEAR INVISIBLE FLAME. Hydrogen peroxide sharply reduces the autoignition temperature of Isopropyl alcohol. After a delay, Isopropyl alcohol ignites on contact with dioxgenyl tetrafluorborate, chromium trioxide, and potassium tert-butoxide. When heated to decomposition it emits acrid smoke and fumes.

Special Remarks on Explosion Hazards:
Secondary alcohols are readily autooxidized in contact with oxygen or air, forming ketones and hydrogen peroxide. It can become potentially explosive. It reacts with oxygen to form dangerously unstable peroxides which can concentrate and explode during distillation or evaporation. The presence of 2-butanone increases the reaction rate for peroxide formation. Explosive in the form of vapor when exposed to heat or flame. May form explosive mixtures with air. Isopropyl alcohol + phosgene forms isopropyl chloroformate and hydrogen chloride. In the presence of iron salts, thermal decompositon can occur, whicn in some cases can become explosive. A homogeneous mixture of concentrated peroxides + isopropyl alcohol are capable of detonation by shock or heat. Barium perchlorate + isopropyl alcohol gives the highly explosive alkyl perchlorates.

It forms explosive mixtures with trinitormethane and hydrogen peroxide. It produces a violent explosive reaction when heated with aluminum isopropoxide + crotonaldehyde. Mixtures of isopropyl alcohol + nitroform are explosive.

Section 6: Accidental Release Measures

Small Spill:
Dilute with water and mop up, or absorb with an inert dry material and place in an appropriate waste disposal container.

Large Spill:
Flammable liquid. Keep away from heat. Keep away from sources of ignition. Stop leak if without risk. Absorb with DRY earth, sand or other non-combustible material. Do not touch spilled material. Prevent entry into sewers, basements or confined areas; dike if needed. Be careful that the product is not present at a concentration level above TLV. Check TLV on the MSDS and with local authorities.

Section 7: Handling and Storage

Precautions:
Keep away from heat. Keep away from sources of ignition. Ground all equipment containing material. Do not ingest. Do not breathe gas/fumes/ vapor/spray. Avoid contact with eyes. Wear suitable protective clothing. In case of insufficient ventilation, wear suitable respiratory equipment. If ingested, seek medical advice immediately and show the container or the label. Keep away from incompatibles such as oxidizing agents, acids.

Storage:
Store in a segregated and approved area. Keep container in a cool, well-ventilated area. Keep container tightly closed and sealed until ready for use. Avoid all possible sources of ignition (spark or flame).

Section 8: Exposure Controls/Personal Protection

Engineering Controls:
Provide exhaust ventilation or other engineering controls to keep the airborne concentrations of vapors below their respective threshold limit value. Ensure that eyewash stations and safety showers are proximal to the work-station location.

Personal Protection:
Splash goggles. Lab coat. Vapor respirator. Be sure to use an approved/certified respirator or equivalent. Gloves.

Personal Protection in Case of a Large Spill:
Splash goggles. Full suit. Vapor respirator. Boots. Gloves. A self contained breathing apparatus should be used to avoid inhalation of the product. Suggested protective clothing might not be sufficient; consult a specialist BEFORE handling this product.

Exposure Limits:
TWA: 983 STEL: 1230 (mg/m3) [Australia] TWA: 200 STEL: 400 (ppm) from ACGIH (TLV) [United States] [1999] TWA: 980 STEL: 1225 (mg/m3) from NIOSH TWA: 400 STEL: 500 (ppm) from NIOSH TWA: 400 STEL: 500 (ppm) [United Kingdom (UK)] TWA: 999 STEL: 1259 (mg/m3) [United Kingdom (UK)] TWA: 400 STEL: 500 (ppm) from OSHA (PEL) [United States] TWA: 980 STEL: 1225 (mg/m3) from OSHA (PEL) [United States]Consult local authorities for acceptable exposure limits.

Section 9: Physical and Chemical Properties

Physical state and appearance: Liquid.

Odor:
Pleasant. Odor resembling that of a mixture of ethanol and acetone.

Taste: Bitter. (Slight.)

Molecular Weight: 60.1 g/mole

Color: Colorless.

pH (1% soln/water): Not available.

Boiling Point: 82.5°C (180.5°F)

Melting Point: -88.5°C (-127.3°F)

Critical Temperature: 235°C (455°F)

Specific Gravity: 0.78505 (Water = 1)

Vapor Pressure: 4.4 kPa (@ 20°C)

Vapor Density: 2.07 (Air = 1)

Volatility: Not available.

Odor Threshold:
22 ppm (Sittig, 1991) 700 ppm for unadapted panelists (Verschuren, 1983).

Water/Oil Dist. Coeff.: The product is equally soluble in oil and water; log(oil/water) = 0.1

Ionicity (in Water): Not available.

Dispersion Properties: See solubility in water, methanol, diethyl ether, n-octanol, acetone.

Solubility:
Easily soluble in cold water, hot water, methanol, diethyl ether, n-octanol, acetone. Insoluble in salt solution. Soluble in benzene. Miscible with most organic solvents including alcohol, ethyl alcohol, chloroform.

Section 10: Stability and Reactivity Data

Stability: The product is stable.

Instability Temperature: Not available.

Conditions of Instability: Heat, Ignition sources, incompatible materials

Incompatibility with various substances: Reactive with oxidizing agents, acids, alkalis.

Corrosivity: Non-corrosive in presence of glass.

Special Remarks on Reactivity:
Reacts violently with hydrogen + palladium combination, nitroform, oleum, COCl2, aluminum triisopropoxide, oxidants Incompatible with acetaldehyde, chlorine, ethylene oxide, isocyanates, acids, alkaline earth, alkali metals, caustics, amines, crotonaldehyde, phosgene, ammonia. Isopropyl alcohol reacts with metallic aluminum at high temperatures. Isopropyl alcohol attacks some plastics, rubber, and coatings. Vigorous reaction with sodium dichromate + sulfuric acid.

Special Remarks on Corrosivity: May attack some forms of plastic, rubber and coating

Polymerization: Will not occur.

Section 11: Toxicological Information

Routes of Entry: Absorbed through skin. Dermal contact. Eye contact. Inhalation.

Toxicity to Animals:
WARNING: THE LC50 VALUES HEREUNDER ARE ESTIMATED ON THE BASIS OF A 4-HOUR EXPOSURE. Acute oral toxicity (LD50): 3600 mg/kg [Mouse]. Acute dermal toxicity (LD50): 12800 mg/kg [Rabbit]. Acute toxicity of the vapor (LC50): 16000 8 hours [Rat].

Chronic Effects on Humans:
CARCINOGENIC EFFECTS: A4 (Not classifiable for human or animal.) by ACGIH, 3 (Not classifiable for human.) by IARC. DEVELOPMENTAL TOXICITY: Classified Reproductive system/toxin/female, Development toxin [POSSIBLE]. May cause damage to the following organs: kidneys, liver, skin, central nervous system (CNS).

Other Toxic Effects on Humans:
Hazardous in case of ingestion, of inhalation. Slightly hazardous in case of skin contact (irritant, sensitizer, permeator).

Special Remarks on Toxicity to Animals: Not available.

Special Remarks on Chronic Effects on Humans:
May cause adverse reproductive/teratogenic effects (fertility, fetoxicity, developmental abnormalities(developmental toxin)) based on animal studies. Detected in maternal milk in human.

Special Remarks on other Toxic Effects on Humans:
Acute Potential Health Effects: Skin: May cause mild skin irritation, and sensitization. Eyes: Can cause eye irritation. Inhalation: Breathing in small amounts of this material during normal handling is not likely to cause harmful effects. However, breathing large amounts may be harmful and may affect the respiratory system and mucous membranes (irritation), behavior and brain (Central nervous system depression - headache, dizziness, drowsiness, stupor, incoordination, unconciousness, coma and possible death), peripheral nerve and senstation, blood, urinary system, and liver. Ingestion: Swallowing small amouts during normal handling is not likely to cause harmful effects. Swallowing large amounts may be harmful. Swallowing large amounts may cause gastrointestinal tract irritation with nausea, vomiting and diarrhea, abdominal pain. It also may affect the urinary system, cardiovascular system, sense organs, behavior or central nervous system (somnolence, generally depressed activity, irritability, headache, dizziness, drowsiness), liver, and respiratory system (breathing difficulty). Chronic Potential Health Effects: May cause defatting of the skin and dermatitis and allergic reaction. May cause adverse reproductive effects based on animal data (studies).

Section 12: Ecological Information

Ecotoxicity: Ecotoxicity in water (LC50): 100000 mg/l 96 hours [Fathead Minnow]. 64000 mg/l 96 hours [Fathead Minnow].

BOD5 and COD: Not available.

Products of Biodegradation:
Possibly hazardous short term degradation products are not likely. However, long term degradation products may arise.

Toxicity of the Products of Biodegradation: The product itself and its products of degradation are not toxic.

Special Remarks on the Products of Biodegradation: Not available.

Section 13: Disposal Considerations

Waste Disposal:
Waste must be disposed of in accordance with federal, state and local environmental control regulations.

Section 14: Transport Information

DOT Classification: CLASS 3: Flammable liquid.

Identification: : Isopropyl Alcohol UNNA: 1219 PG: II

Special Provisions for Transport: Not available.

Section 15: Other Regulatory Information

Federal and State Regulations:
Connecticut hazardous material survey.: Isopropyl alcohol Illinois toxic substances disclosure to employee act: Isopropyl alcohol Rhode Island RTK hazardous substances: Isopropyl alcohol Pennsylvania RTK: Isopropyl alcohol Florida: Isopropyl alcohol Minnesota: Isopropyl alcohol Massachusetts RTK: Isopropyl alcohol New Jersey: Isopropyl alcohol New Jersey spill list: Isopropyl alcohol Director's list of Hazardous Substances: Isopropyl alcohol Tennesee: Isopropyl alcohol TSCA 8(b) inventory: Isopropyl alcohol TSCA 4(a) final testing order: Isopropyl alcohol TSCA 8(a) IUR: Isopropyl alcohol TSCA 8(d) H

and S data reporting: Isopropyl alcohol: Effective date: 12/15/86 Sunset Date: 12/15/96 TSCA 12(b) one time export: Isopropyl alcohol SARA 313 toxic chemical notification and release reporting: Isopropyl alcohol

Other Regulations:
OSHA: Hazardous by definition of Hazard Communication Standard (29 CFR 1910.1200). EINECS: This product is on the European Inventory of Existing Commercial Chemical Substances.

Other Classifications:

WHMIS (Canada):
CLASS B-2: Flammable liquid with a flash point lower than 37.8°C (100°F). CLASS D-2B: Material causing other toxic effects (TOXIC).

DSCL (EEC):
R11- Highly flammable. R36- Irritating to eyes. S7- Keep container tightly closed. S16- Keep away from sources of ignition - No smoking. S24/25- Avoid contact with skin and eyes. S26- In case of contact with eyes, rinse immediately with plenty of water and seek medical advice.

HMIS (U.S.A.):

Health Hazard: 2

Fire Hazard: 3

Reactivity: 0

Personal Protection: h

National Fire Protection Association (U.S.A.):

Health: 1

Flammability: 3

Reactivity: 0

Specific hazard:

Protective Equipment:
Gloves. Lab coat. Vapor respirator. Be sure to use an approved/certified respirator or equivalent. Wear appropriate respirator when ventilation is inadequate. Splash goggles.

Section 16: Other Information

References: Not available.

Other Special Considerations: Not available.

Created: 10/09/2005 05:53 PM

Last Updated: 11/01/2010 12:00 PM

The information above is believed to be accurate and represents the best information currently available to us. However, we make no warranty of merchantability or any other warranty, express or implied, with respect to such information, and we assume no liability resulting from its use. Users should make their own investigations to determine the suitability of the information for their particular purposes. In no event shall ScienceLab.com be liable for any claims, losses, or damages of any third party or for lost profits or any special, indirect, incidental, consequential or exemplary damages, howsoever arising, even if ScienceLab.com has been advised of the possibility of such damages.

ScienceLab.com
Chemicals & Laboratory Equipment

Health	3
Fire	0
Reactivity	2
Personal Protection	

Material Safety Data Sheet

Sulfuric acid MSDS

Section 1: Chemical Product and Company Identification

Product Name: Sulfuric acid

Catalog Codes: SLS2539, SLS1741, SLS3166, SLS2371, SLS3793

CAS#: 7664-93-9

RTECS: WS5600000

TSCA: TSCA 8(b) inventory: Sulfuric acid

CI#: Not applicable.

Synonym: Oil of Vitriol; Sulfuric Acid

Chemical Name: Hydrogen sulfate

Chemical Formula: H2-SO4

Contact Information:

Sciencelab.com, Inc.
14025 Smith Rd.
Houston, Texas 77396

US Sales: **1-800-901-7247**
International Sales: **1-281-441-4400**

Order Online: ScienceLab.com

CHEMTREC (24HR Emergency Telephone), call: 1-800-424-9300

International CHEMTREC, call: 1-703-527-3887

For non-emergency assistance, call: 1-281-441-4400

Section 2: Composition and Information on Ingredients

Composition:

Name	CAS #	% by Weight
Sulfuric acid	7664-93-9	95 - 98

Toxicological Data on Ingredients: Sulfuric acid: ORAL (LD50): Acute: 2140 mg/kg [Rat.]. VAPOR (LC50): Acute: 510 mg/m 2 hours [Rat]. 320 mg/m 2 hours [Mouse].

Section 3: Hazards Identification

Potential Acute Health Effects:
Very hazardous in case of skin contact (corrosive, irritant, permeator), of eye contact (irritant, corrosive), of ingestion, of inhalation. Liquid or spray mist may produce tissue damage particularly on mucous membranes of eyes, mouth and respiratory tract. Skin contact may produce burns. Inhalation of the spray mist may produce severe irritation of respiratory tract, characterized by coughing, choking, or shortness of breath. Severe over-exposure can result in death. Inflammation of the eye is characterized by redness, watering, and itching. Skin inflammation is characterized by itching, scaling, reddening, or, occasionally, blistering.

Potential Chronic Health Effects:
CARCINOGENIC EFFECTS: Classified 1 (Proven for human.) by IARC, + (Proven.) by OSHA. Classified A2 (Suspected for human.) by ACGIH. MUTAGENIC EFFECTS: Not available. TERATOGENIC EFFECTS: Not available. DEVELOPMENTAL TOXICITY: Not available. The substance may be toxic to kidneys, lungs, heart, cardiovascular system, upper respiratory tract, eyes, teeth. Repeated or prolonged exposure to the substance can produce target organs damage. Repeated or prolonged

contact with spray mist may produce chronic eye irritation and severe skin irritation. Repeated or prolonged exposure to spray mist may produce respiratory tract irritation leading to frequent attacks of bronchial infection. Repeated exposure to a highly toxic material may produce general deterioration of health by an accumulation in one or many human organs.

Section 4: First Aid Measures

Eye Contact:
Check for and remove any contact lenses. In case of contact, immediately flush eyes with plenty of water for at least 15 minutes. Cold water may be used. Get medical attention immediately.

Skin Contact:
In case of contact, immediately flush skin with plenty of water for at least 15 minutes while removing contaminated clothing and shoes. Cover the irritated skin with an emollient. Cold water may be used.Wash clothing before reuse. Thoroughly clean shoes before reuse. Get medical attention immediately.

Serious Skin Contact:
Wash with a disinfectant soap and cover the contaminated skin with an anti-bacterial cream. Seek immediate medical attention.

Inhalation:
If inhaled, remove to fresh air. If not breathing, give artificial respiration. If breathing is difficult, give oxygen. Get medical attention immediately.

Serious Inhalation:
Evacuate the victim to a safe area as soon as possible. Loosen tight clothing such as a collar, tie, belt or waistband. If breathing is difficult, administer oxygen. If the victim is not breathing, perform mouth-to-mouth resuscitation. WARNING: It may be hazardous to the person providing aid to give mouth-to-mouth resuscitation when the inhaled material is toxic, infectious or corrosive. Seek immediate medical attention.

Ingestion:
Do NOT induce vomiting unless directed to do so by medical personnel. Never give anything by mouth to an unconscious person. Loosen tight clothing such as a collar, tie, belt or waistband. Get medical attention if symptoms appear.

Serious Ingestion: Not available.

Section 5: Fire and Explosion Data

Flammability of the Product: Non-flammable.

Auto-Ignition Temperature: Not applicable.

Flash Points: Not applicable.

Flammable Limits: Not applicable.

Products of Combustion:
Products of combustion are not available since material is non-flammable. However, products of decompostion include fumes of oxides of sulfur. Will react with water or steam to produce toxic and corrosive fumes. Reacts with carbonates to generate carbon dioxide gas. Reacts with cyanides and sulfides to form poisonous hydrogen cyanide and hydrogen sulfide respectively.

Fire Hazards in Presence of Various Substances: Combustible materials

Explosion Hazards in Presence of Various Substances:
Risks of explosion of the product in presence of mechanical impact: Not available. Risks of explosion of the product in presence of static discharge: Not available. Slightly explosive in presence of oxidizing materials.

Fire Fighting Media and Instructions: Not applicable.

Special Remarks on Fire Hazards:
Metal acetylides (Monocesium and Monorubidium), and carbides ignite with concentrated sulfuric acid. White Phosphorous + boiling Sulfuric acid or its vapor ignites on contact. May ignite other combustible materials. May cause fire when sulfuric acid is mixed with Cyclopentadiene, cyclopentanone oxime, nitroaryl amines, hexalithium disilicide, phorphorous (III) oxide, and oxidizing agents such as chlorates, halogens, permanganates.

Special Remarks on Explosion Hazards:
Mixtures of sulfuric acid and any of the following can explode: p-nitrotoluene, pentasilver trihydroxydiaminophosphate, perchlorates, alcohols with strong hydrogen peroxide, ammonium tetraperoxychromate, mercuric nitrite, potassium chlorate, potassium permanganate with potassium chloride, carbides, nitro compounds, nitrates, carbides, phosphorous, iodides, picratres, fulminats, dienes, alcohols (when heated) Nitramide decomposes explosively on contact with concentrated sulfuric acid. 1,3,5-Trinitrosohexahydro-1,3,5-triazine + sulfuric acid causes explosive decompositon.

Section 6: Accidental Release Measures

Small Spill:
Dilute with water and mop up, or absorb with an inert dry material and place in an appropriate waste disposal container. If necessary: Neutralize the residue with a dilute solution of sodium carbonate.

Large Spill:
Corrosive liquid. Poisonous liquid. Stop leak if without risk. Absorb with DRY earth, sand or other non-combustible material. Do not get water inside container. Do not touch spilled material. Use water spray curtain to divert vapor drift. Use water spray to reduce vapors. Prevent entry into sewers, basements or confined areas; dike if needed. Call for assistance on disposal. Neutralize the residue with a dilute solution of sodium carbonate. Be careful that the product is not present at a concentration level above TLV. Check TLV on the MSDS and with local authorities.

Section 7: Handling and Storage

Precautions:
Keep locked up.. Keep container dry. Do not ingest. Do not breathe gas/fumes/ vapor/spray. Never add water to this product. In case of insufficient ventilation, wear suitable respiratory equipment. If ingested, seek medical advice immediately and show the container or the label. Avoid contact with skin and eyes. Keep away from incompatibles such as oxidizing agents, reducing agents, combustible materials, organic materials, metals, acids, alkalis, moisture. May corrode metallic surfaces. Store in a metallic or coated fiberboard drum using a strong polyethylene inner package.

Storage:
Hygroscopic. Reacts. violently with water. Keep container tightly closed. Keep container in a cool, well-ventilated area. Do not store above 23°C (73.4°F).

Section 8: Exposure Controls/Personal Protection

Engineering Controls:
Provide exhaust ventilation or other engineering controls to keep the airborne concentrations of vapors below their respective threshold limit value. Ensure that eyewash stations and safety showers are proximal to the work-station location.

Personal Protection:
Face shield. Full suit. Vapor respirator. Be sure to use an approved/certified respirator or equivalent. Gloves. Boots.

Personal Protection in Case of a Large Spill:
Splash goggles. Full suit. Vapor respirator. Boots. Gloves. A self contained breathing apparatus should be used to avoid inhalation of the product. Suggested protective clothing might not be sufficient; consult a specialist BEFORE handling this product.

Exposure Limits:
TWA: 1 STEL: 3 (mg/m3) [Australia] Inhalation TWA: 1 (mg/m3) from OSHA (PEL) [United States] Inhalation TWA: 1 STEL: 3 (mg/m3) from ACGIH (TLV) [United States] [1999] Inhalation TWA: 1 (mg/m3) from NIOSH [United States] Inhalation TWA: 1 (mg/m3) [United Kingdom (UK)]Consult local authorities for acceptable exposure limits.

Section 9: Physical and Chemical Properties

Physical state and appearance: Liquid. (Thick oily liquid.)

Odor: Odorless, but has a choking odor when hot.

Taste: Marked acid taste. (Strong.)

Molecular Weight: 98.08 g/mole

Color: Colorless.

pH (1% soln/water): Acidic.

Boiling Point:
270°C (518°F) - 340 deg. C Decomposes at 340 deg. C

Melting Point: -35°C (-31°F) to 10.36 deg. C (93% to 100% purity)

Critical Temperature: Not available.

Specific Gravity: 1.84 (Water = 1)

Vapor Pressure: Not available.

Vapor Density: 3.4 (Air = 1)

Volatility: Not available.

Odor Threshold: Not available.

Water/Oil Dist. Coeff.: Not available.

Ionicity (in Water): Not available.

Dispersion Properties: See solubility in water.

Solubility:
Easily soluble in cold water. Sulfuric is soluble in water with liberation of much heat. Soluble in ethyl alcohol.

Section 10: Stability and Reactivity Data

Stability: The product is stable.

Instability Temperature: Not available.

Conditions of Instability:
Conditions to Avoid: Incompatible materials, excess heat, combustible material materials, organic materials, exposure to moist air or water, oxidizers, amines, bases. Always add the acid to water, never the reverse.

Incompatibility with various substances:
Reactive with oxidizing agents, reducing agents, combustible materials, organic materials, metals, acids, alkalis, moisture.

Corrosivity:
Extremely corrosive in presence of aluminum, of copper, of stainless steel(316). Highly corrosive in presence of stainless steel(304). Non-corrosive in presence of glass.

Special Remarks on Reactivity:
Hygroscopic. Strong oxidizer. Reacts violently with water and alcohol especially when water is added to the product. Incompatible (can react explosively or dangerously) with the following: ACETIC ACID, ACRYLIC ACID, AMMONIUM HYDROXIDE, CRESOL, CUMENE, DICHLOROETHYL ETHER, ETHYLENE CYANOHYDRIN, ETHYLENEIMINE, NITRIC ACID, 2-NITROPROPANE, PROPYLENE OXIDE, SULFOLANE, VINYLIDENE CHLORIDE, DIETHYLENE GLYCOL MONOMETHYL ETHER, ETHYL ACETATE, ETHYLENE CYANOHYDRIN, ETHYLENE GLYCOL MONOETHYL ETHER ACETATE, GLYOXAL, METHYL ETHYL KETONE, dehydrating agents, organic materials, moisture (water), Acetic anhydride, Acetone, cyanohydrin, Acetone+nitric acid, Acetone + potassium dichromate, Acetonitrile, Acrolein, Acrylonitrile, Acrylonitrile +water, Alcohols + hydrogen peroxide, ally compounds such as Allyl alcohol, and Allyl Chloride, 2-Aminoethanol, Ammonium hydroxide, Ammonium triperchromate, Aniline, Bromate + metals, Bromine pentafluoride, n-Butyraldehyde, Carbides, Cesium acetylene carbide, Chlorates, Cyclopentanone oxime, chlorinates, Chlorates + metals, Chlorine trifluoride, Chlorosulfonic acid, 2-cyano-4-nitrobenzenediazonium hydrogen sulfate, Cuprous nitride, p-chloronitrobenzene, 1,5-Dinitronaphthlene +

sulfur, Diisobutylene, p-dimethylaminobenzaldehyde, 1,3-Diazidobenzene, Dimethylbenzylcarbinol + hydrogen peroxide, Epichlorohydrin, Ethyl alcohol + hydrogen peroxide, Ethylene diamine, Ethylene glycol and other glycols, , Ethylenimine, Fulminates, hydrogen peroxide, Hydrochloric acid, Hydrofluoric acid, Iodine heptafluoride, Indane + nitric acid, Iron, Isoprene, Lithium silicide, Mercuric nitride, Mesityl oxide, Mercury nitride, Metals (powdered), Nitromethane, Nitric acid + glycerides, p-Nitrotoluene, Pentasilver trihydroxydiaminophosphate, Perchlorates, Perchloric acid, Permanganates + benzene, 1-Phenyl-2-methylpropyl alcohol + hydrogen peroxide, Phosphorus, Phosphorus isocyanate, Picrates, Potassium tert-butoxide, Potassium chlorate, Potassium Permanganate and other permanganates, halogens, amines, Potassium Permanganate + Potassium chloride, Potassium Permanganate + water, Propiolactone (beta)-, Pyridine, Rubidium aceteylene carbide, Silver permanganate, Sodium, Sodium carbonate, sodium hydroxide, Steel, styrene monomer, toluene + nitric acid, Vinyl acetate, Thalium (I) azidodithiocarbonate, Zinc chlorate, Zinc Iodide, azides, carbonates, cyanides, sulfides, sulfites, alkali hydrides, carboxylic acid anhydrides, nitriles, olefinic organics, aqueous acids, cyclopentadiene, cyano-alcohols, metal acetylides, Hydrogen gas is generated by the action of the acid on most metals (i.e. lead, copper, tin, zinc, aluminum, etc.). Concentrated sulfuric acid oxidizes, dehydrates, or sulfonates most organic compounds.

Special Remarks on Corrosivity:
Non-corrosive to lead and mild steel, but dillute acid attacks most metals. Attacks many metals releasing hydrogen. Minor corrosive effect on bronze. No corrosion data on brass or zinc.

Polymerization: Will not occur.

Section 11: Toxicological Information

Routes of Entry: Absorbed through skin. Dermal contact. Eye contact. Inhalation. Ingestion.

Toxicity to Animals:
WARNING: THE LC50 VALUES HEREUNDER ARE ESTIMATED ON THE BASIS OF A 4-HOUR EXPOSURE. Acute oral toxicity (LD50): 2140 mg/kg [Rat.]. Acute toxicity of the vapor (LC50): 320 mg/m3 2 hours [Mouse].

Chronic Effects on Humans:
CARCINOGENIC EFFECTS: Classified 1 (Proven for human.) by IARC, + (Proven.) by OSHA. Classified A2 (Suspected for human.) by ACGIH. May cause damage to the following organs: kidneys, lungs, heart, cardiovascular system, upper respiratory tract, eyes, teeth.

Other Toxic Effects on Humans:
Extremely hazardous in case of inhalation (lung corrosive). Very hazardous in case of skin contact (corrosive, irritant, permeator), of eye contact (corrosive), of ingestion, .

Special Remarks on Toxicity to Animals: Not available.

Special Remarks on Chronic Effects on Humans:
Mutagenicity: Cytogenetic Analysis: Hamster, ovary = 4mmol/L Reproductive effects: May cause adverse reproductive effects based on animal data. Developmental abnormalities (musculoskeletal) in rabbits at a dose of 20 mg/m3 for 7 hrs.(RTECS) Teratogenecity: neither embryotoxic, fetoxic, nor teratogenetic in mice or rabbits at inhaled doses producing some maternal toxicity

Special Remarks on other Toxic Effects on Humans:
Acute Potential Health Effects: Skin: Causes severe skin irritation and burns. Continued contact can cause tissue necrosis. Eye: Causes severe eye irritation and burns. May cause irreversible eye injury. Ingestion: Harmful if swallowed. May cause permanent damage to the digestive tract. Causes gastrointestial tract burns. May cause perforation of the stomach, GI bleeding, edema of the glottis, necrosis and scarring, and sudden circulatory collapse(similar to acute inhalation). It may also cause systemic toxicity with acidosis. Inhalation: May cause severe irritation of the respiratory tract and mucous membranes with sore throat, coughing, shortness of breath, and delayed lung edema. Causes chemical burns to the repiratory tract. Inhalation may be fatal as a result of spasm, inflammation, edema of the larynx and bronchi, chemical pneumonitis, and pulmonary edema. Cause corrosive action on mucous membranes. May affect cardiovascular system (hypotension, depressed cardiac output, bradycardia). Circulatory collapse with clammy skin, weak and rapid pulse, shallow respiration, and scanty urine may follow. Circulatory shock is often the immediate cause of death. May also affect teeth(changes in teeth and supporting structures - erosion, discoloration). Chronic Potential Health Effects: Inhalation: Prolonged or repeated inhalation may affect behavior (muscle contraction or spasticity), urinary system (kidney damage), and cardiovascular system, heart (ischemic heart leisons), and respiratory system/lungs(pulmonary edema, lung damage), teeth (dental discoloration, erosion). Skin: Prolonged or repeated skin contact may cause dermatitis, an allergic skin reaction.

Section 12: Ecological Information

Ecotoxicity: Ecotoxicity in water (LC50): 49 mg/l 48 hours [bluegill/sunfish].

BOD5 and COD: Not available.

Products of Biodegradation:
Possibly hazardous short term degradation products are not likely. However, long term degradation products may arise.

Toxicity of the Products of Biodegradation: The products of degradation are less toxic than the product itself.

Special Remarks on the Products of Biodegradation: Not available.

Section 13: Disposal Considerations

Waste Disposal:
Sulfuric acid may be placed in sealed container or absorbed in vermiculite, dry sand, earth, or a similar material. It may also be diluted and neutralized. Be sure to consult with local or regional authorities (waste regulators) prior to any disposal. Waste must be disposed of in accordance with federal, state and local environmental control regulations.

Section 14: Transport Information

DOT Classification: Class 8: Corrosive material

Identification: : Sulfuric acid UNNA: 1830 PG: II

Special Provisions for Transport: Not available.

Section 15: Other Regulatory Information

Federal and State Regulations:
Illinois toxic substances disclosure to employee act: Sulfuric acid New York release reporting list: Sulfuric acid Rhode Island RTK hazardous substances: Sulfuric acid Pennsylvania RTK: Sulfuric acid Minnesota: Sulfuric acid Massachusetts RTK: Sulfuric acid New Jersey: Sulfuric acid California Director's List of Hazardous Substances (8 CCR 339): Sulfuric acid Tennessee RTK: Sulfuric acid TSCA 8(b) inventory: Sulfuric acid SARA 302/304/311/312 extremely hazardous substances: Sulfuric acid SARA 313 toxic chemical notification and release reporting: Sulfuric acid CERCLA: Hazardous substances.: Sulfuric acid: 1000 lbs. (453.6 kg)

Other Regulations:
OSHA: Hazardous by definition of Hazard Communication Standard (29 CFR 1910.1200). EINECS: This product is on the European Inventory of Existing Commercial Chemical Substances.

Other Classifications:

WHMIS (Canada):
CLASS D-1A: Material causing immediate and serious toxic effects (VERY TOXIC). CLASS E: Corrosive liquid.

DSCL (EEC):
R35- Causes severe burns. S2- Keep out of the reach of children. S26- In case of contact with eyes, rinse immediately with plenty of water and seek medical advice. S30- Never add water to this product. S45- In case of accident or if you feel unwell, seek medical advice immediately (show the label where possible).

HMIS (U.S.A.):

Health Hazard: 3

Fire Hazard: 0

Reactivity: 2

Personal Protection:

National Fire Protection Association (U.S.A.):

Health: 3

Flammability: 0

Reactivity: 2

Specific hazard:

Protective Equipment:
Gloves. Full suit. Vapor respirator. Be sure to use an approved/certified respirator or equivalent. Wear appropriate respirator when ventilation is inadequate. Face shield.

Section 16: Other Information

References:
-Material safety data sheet emitted by: la Commission de la Santé et de la Sécurité du Travail du Québec. -The Sigma-Aldrich Library of Chemical Safety Data, Edition II. -Hawley, G.G.. The Condensed Chemical Dictionary, 11e ed., New York N.Y., Van Nostrand Reinold, 1987.

Other Special Considerations: Not available.

Created: 10/09/2005 11:58 PM

Last Updated: 11/01/2010 12:00 PM

The information above is believed to be accurate and represents the best information currently available to us. However, we make no warranty of merchantability or any other warranty, express or implied, with respect to such information, and we assume no liability resulting from its use. Users should make their own investigations to determine the suitability of the information for their particular purposes. In no event shall ScienceLab.com be liable for any claims, losses, or damages of any third party or for lost profits or any special, indirect, incidental, consequential or exemplary damages, howsoever arising, even if ScienceLab.com has been advised of the possibility of such damages.

Health	3
Fire	0
Reactivity	2
Personal Protection	J

Material Safety Data Sheet
Sodium hydroxide MSDS

Section 1: Chemical Product and Company Identification

Product Name: Sodium hydroxide

Catalog Codes: SLS3298, SLS1081, SLS2503, SLS3925, SLS1705

CAS#: 1310-73-2

RTECS: WB4900000

TSCA: TSCA 8(b) inventory: Sodium hydroxide

CI#: Not available.

Synonym: Caustic Soda

Chemical Name: Sodium Hydroxide

Chemical Formula: NaOH

Contact Information:

Sciencelab.com, Inc.
14025 Smith Rd.
Houston, Texas 77396

US Sales: **1-800-901-7247**
International Sales: **1-281-441-4400**

Order Online: ScienceLab.com

CHEMTREC (24HR Emergency Telephone), call: 1-800-424-9300

International CHEMTREC, call: 1-703-527-3887

For non-emergency assistance, call: 1-281-441-4400

Section 2: Composition and Information on Ingredients

Composition:

Name	CAS #	% by Weight
Sodium hydroxide	1310-73-2	100

Toxicological Data on Ingredients: Sodium hydroxide LD50: Not available. LC50: Not available.

Section 3: Hazards Identification

Potential Acute Health Effects:
Very hazardous in case of skin contact (corrosive, irritant, permeator), of eye contact (irritant, corrosive), of ingestion, of inhalation. The amount of tissue damage depends on length of contact. Eye contact can result in corneal damage or blindness. Skin contact can produce inflammation and blistering. Inhalation of dust will produce irritation to gastro-intestinal or respiratory tract, characterized by burning, sneezing and coughing. Severe over-exposure can produce lung damage, choking, unconsciousness or death. Inflammation of the eye is characterized by redness, watering, and itching. Skin inflammation is characterized by itching, scaling, reddening, or, occasionally, blistering.

Potential Chronic Health Effects:
CARCINOGENIC EFFECTS: Not available. MUTAGENIC EFFECTS: Mutagenic for mammalian somatic cells. TERATOGENIC EFFECTS: Not available. DEVELOPMENTAL TOXICITY: Not available. The substance may be toxic to mucous membranes, upper respiratory tract, skin, eyes. Repeated or prolonged exposure to the substance can produce target organs damage. Repeated exposure of the eyes to a low level of dust can produce eye irritation. Repeated skin exposure can produce local skin destruction, or dermatitis. Repeated inhalation of dust can produce varying degree of respiratory irritation or lung damage.

Section 4: First Aid Measures

Eye Contact:
Check for and remove any contact lenses. In case of contact, immediately flush eyes with plenty of water for at least 15 minutes. Cold water may be used. Get medical attention immediately.

Skin Contact:
In case of contact, immediately flush skin with plenty of water for at least 15 minutes while removing contaminated clothing and shoes. Cover the irritated skin with an emollient. Cold water may be used.Wash clothing before reuse. Thoroughly clean shoes before reuse. Get medical attention immediately.

Serious Skin Contact:
Wash with a disinfectant soap and cover the contaminated skin with an anti-bacterial cream. Seek medical attention.

Inhalation:
If inhaled, remove to fresh air. If not breathing, give artificial respiration. If breathing is difficult, give oxygen. Get medical attention immediately.

Serious Inhalation:
Evacuate the victim to a safe area as soon as possible. Loosen tight clothing such as a collar, tie, belt or waistband. If breathing is difficult, administer oxygen. If the victim is not breathing, perform mouth-to-mouth resuscitation. WARNING: It may be hazardous to the person providing aid to give mouth-to-mouth resuscitation when the inhaled material is toxic, infectious or corrosive. Seek immediate medical attention.

Ingestion:
Do NOT induce vomiting unless directed to do so by medical personnel. Never give anything by mouth to an unconscious person. If large quantities of this material are swallowed, call a physician immediately. Loosen tight clothing such as a collar, tie, belt or waistband.

Serious Ingestion: Not available.

Section 5: Fire and Explosion Data

Flammability of the Product: Non-flammable.

Auto-Ignition Temperature: Not applicable.

Flash Points: Not applicable.

Flammable Limits: Not applicable.

Products of Combustion: Not available.

Fire Hazards in Presence of Various Substances: metals

Explosion Hazards in Presence of Various Substances:
Risks of explosion of the product in presence of mechanical impact: Not available. Risks of explosion of the product in presence of static discharge: Not available. Slightly explosive in presence of heat.

Fire Fighting Media and Instructions: Not available

Special Remarks on Fire Hazards:
sodium hydroxide + zinc metal dust causes ignition of the latter. Under proper conditions of temperature, pressure and state of division, it can ignite or react violently with acetaldehyde, ally alcohol, allyl chloride, benzene-1,4-diol, chlorine trifluoride, 1,2 dichlorethylene, nitroethane, nitromethane, nitroparaffins, nitropropane, cinnamaldehyde, 2,2-dichloro-3,3-dimethylbutane. Sodium hydroxide in contact with water may generate enough heat to ignite adjacent combustible materials. Phosphorous boiled with NaOH yields mixed phosphines which may ignite spontanously in air. sodium hydroxide and cinnamaldehyde + heat may cause ignition. Reaction with certain metals releases flammable and explosive hydrogen gas.

Special Remarks on Explosion Hazards:
Sodium hydroxide reacts to form explosive products with ammonia + silver nitrate. Benzene extract of allyl benzenesulfonate prepared from allyl alcohol, and benzene sulfonyl chloride in presence of aquesous sodium hydroxide, under vacuum distillation, residue darkened and exploded. Sodium Hydroxde + impure tetrahydrofuran, which can contain peroxides, can

cause serious explosions. Dry mixtures of sodium hydroxide and sodium tetrahydroborate liberate hydrogen explosively at 230-270 deg. C. Sodium Hydroxide reacts with sodium salt of trichlorophenol + methyl alcohol + trichlorobenzene + heat to cause an explosion.

Section 6: Accidental Release Measures

Small Spill:
Use appropriate tools to put the spilled solid in a convenient waste disposal container. If necessary: Neutralize the residue with a dilute solution of acetic acid.

Large Spill:
Corrosive solid. Stop leak if without risk. Do not get water inside container. Do not touch spilled material. Use water spray to reduce vapors. Prevent entry into sewers, basements or confined areas; dike if needed. Call for assistance on disposal. Neutralize the residue with a dilute solution of acetic acid. Be careful that the product is not present at a concentration level above TLV. Check TLV on the MSDS and with local authorities.

Section 7: Handling and Storage

Precautions:
Keep container dry. Do not breathe dust. Never add water to this product. In case of insufficient ventilation, wear suitable respiratory equipment. If you feel unwell, seek medical attention and show the label when possible. Avoid contact with skin and eyes. Keep away from incompatibles such as oxidizing agents, reducing agents, metals, acids, alkalis, moisture.

Storage: Keep container tightly closed. Keep container in a cool, well-ventilated area. Hygroscopic. Deliquescent.

Section 8: Exposure Controls/Personal Protection

Engineering Controls:
Use process enclosures, local exhaust ventilation, or other engineering controls to keep airborne levels below recommended exposure limits. If user operations generate dust, fume or mist, use ventilation to keep exposure to airborne contaminants below the exposure limit.

Personal Protection:
Splash goggles. Synthetic apron. Vapor and dust respirator. Be sure to use an approved/certified respirator or equivalent. Gloves.

Personal Protection in Case of a Large Spill:
Splash goggles. Full suit. Vapor and dust respirator. Boots. Gloves. A self contained breathing apparatus should be used to avoid inhalation of the product. Suggested protective clothing might not be sufficient; consult a specialist BEFORE handling this product.

Exposure Limits:
STEL: 2 (mg/m3) from ACGIH (TLV) [United States] TWA: 2 CEIL: 2 (mg/m3) from OSHA (PEL) [United States] CEIL: 2 (mg/m3) from NIOSHConsult local authorities for acceptable exposure limits.

Section 9: Physical and Chemical Properties

Physical state and appearance: Solid. (Deliquescent solid.)

Odor: Odorless.

Taste: Not available.

Molecular Weight: 40 g/mole

Color: White.

pH (1% soln/water): 13.5 [Basic.]

Boiling Point: 1388°C (2530.4°F)

Melting Point: 323°C (613.4°F)

Critical Temperature: Not available.

Specific Gravity: 2.13 (Water = 1)

Vapor Pressure: Not applicable.

Vapor Density: Not available.

Volatility: Not available.

Odor Threshold: Not available.

Water/Oil Dist. Coeff.: Not available.

Ionicity (in Water): Not available.

Dispersion Properties: See solubility in water.

Solubility: Easily soluble in cold water.

Section 10: Stability and Reactivity Data

Stability: The product is stable.

Instability Temperature: Not available.

Conditions of Instability: Incompatible materials, moisture, moist air

Incompatibility with various substances:
Highly reactive with metals. Reactive with oxidizing agents, reducing agents, acids, alkalis, moisture.

Corrosivity: Not available.

Special Remarks on Reactivity:
Hygroscopic. Much heat is evolved when solid material is dissolved in water. Therefore cold water and caution must be used for this process. Sodium hydroxide solution and octanol + diborane during a work-up of a reaction mixture of oxime and diborane in tetrahyrofuran is very exothermic, a mild explosion being noted on one occassion. Reactive with water, acids (mineral, non-oxidizing, e.g. hydrochloric, hydrofluoric acid, muriatic acid, phosphoric), acids (mineral, oxidizing e.g. chromic acid, hypochlorous acid, nitric acid, sulfuric acid), acids (organic e.g. acetic acid, benzoic acid, formic acid, methanoic acid, oxalic acid), aldehydes (e.g. acetaldehyde, acrolein, chloral hydrate, foraldehyde), carbamates (e.g. carbanolate, carbofuran), esters (e.g. butyl acetate, ethyl acetate, propyl formate), halogenated organics (dibromoethane, hexachlorobenzene, methyl chloride, trichloroethylene), isocyanates (e.g. methyl isocyanate), ketones (acetone, acetophenone, MEK, MIBK), acid chlorides, strong bases, strong oxidizing agents, strong reducing agents, flammable liquids, powdered metals and metals (i.e aluminum, tin, zinc, hafnium, raney nickel), metals (alkali and alkaline e.g. cesium, potassium, sodium), metal compounds (toxic e.g. berylium, lead acetate, nickel carbonyl, tetraethyl lead), mitrides (e.g. potassium nitride, sodium nitride), nitriles (e.g. acetonitrile, methyl cyanide), nitro compounds (organic e.g. nitrobenzene, nitromethane), acetic anhydride, chlorohydrin, chlorosulfonic acid, ethylene cyanohydrin, glyoxal, hydrosulfuric acid, oleum, propiolactone, acylonitrile, phorosous pentoxide, chloroethanol, chloroform-methanol, tetrahydroborate, cyanogen azide, 1,2,4,5 tetrachlorobenzene, cinnamaldehyde. Reacts with formaldehyde hydroxide to yield formic acid, and hydrogen.

Special Remarks on Corrosivity: Very caustic to aluminum and other metals in presence of moisture.

Polymerization: Will not occur.

Section 11: Toxicological Information

Routes of Entry: Absorbed through skin. Dermal contact. Eye contact. Inhalation. Ingestion.

Toxicity to Animals:
LD50: Not available. LC50: Not available.

Chronic Effects on Humans:
MUTAGENIC EFFECTS: Mutagenic for mammalian somatic cells. May cause damage to the following organs: mucous membranes, upper respiratory tract, skin, eyes.

Other Toxic Effects on Humans:
Extremely hazardous in case of inhalation (lung corrosive). Very hazardous in case of skin contact (corrosive, irritant, permeator), of eye contact (corrosive), of ingestion, .

Special Remarks on Toxicity to Animals:
Lowest Published Lethal Dose: LDL [Rabbit] - Route: Oral; Dose: 500 mg/kg

Special Remarks on Chronic Effects on Humans: May affect genetic material. Investigation as a mutagen (cytogenetic analysis)

Special Remarks on other Toxic Effects on Humans:

Section 12: Ecological Information

Ecotoxicity: Not available.

BOD5 and COD: Not available.

Products of Biodegradation:
Possibly hazardous short term degradation products are not likely. However, long term degradation products may arise.

Toxicity of the Products of Biodegradation: The product itself and its products of degradation are not toxic.

Special Remarks on the Products of Biodegradation: Not available.

Section 13: Disposal Considerations

Waste Disposal:
Waste must be disposed of in accordance with federal, state and local environmental control regulations.

Section 14: Transport Information

DOT Classification: Class 8: Corrosive material

Identification: : Sodium hydroxide, solid UNNA: 1823 PG: II

Special Provisions for Transport: Not available.

Section 15: Other Regulatory Information

Federal and State Regulations:
Illinois toxic substances disclosure to employee act: Sodium hydroxide Illinois chemical safety act: Sodium hydroxide New York release reporting list: Sodium hydroxide Rhode Island RTK hazardous substances: Sodium hydroxide Pennsylvania RTK: Sodium hydroxide Minnesota: Sodium hydroxide Massachusetts RTK: Sodium hydroxide New Jersey: Sodium hydroxide Louisiana spill reporting: Sodium hydroxide California Director's List of Hazardous Substances: Sodium hydroxide TSCA 8(b) inventory: Sodium hydroxide CERCLA: Hazardous substances.: Sodium hydroxide: 1000 lbs. (453.6 kg)

Other Regulations:
OSHA: Hazardous by definition of Hazard Communication Standard (29 CFR 1910.1200). EINECS: This product is on the European Inventory of Existing Commercial Chemical Substances.

Other Classifications:

WHMIS (Canada): CLASS E: Corrosive solid.

DSCL (EEC):
R35- Causes severe burns. S26- In case of contact with eyes, rinse immediately with plenty of water and seek medical advice. S37/39- Wear suitable gloves and eye/face protection. S45- In case of accident or if you feel unwell, seek medical advice immediately (show the label where possible).

HMIS (U.S.A.):

Health Hazard: 3

Fire Hazard: 0

Reactivity: 2

Personal Protection: j

National Fire Protection Association (U.S.A.):

Health: 3

Flammability: 0

Reactivity: 1

Specific hazard:

Protective Equipment:
Gloves. Synthetic apron. Vapor and dust respirator. Be sure to use an approved/certified respirator or equivalent. Wear appropriate respirator when ventilation is inadequate. Splash goggles.

Section 16: Other Information

References: Not available.

Other Special Considerations: Not available.

Created: 10/09/2005 06:32 PM

Last Updated: 11/01/2010 12:00 PM

The information above is believed to be accurate and represents the best information currently available to us. However, we make no warranty of merchantability or any other warranty, express or implied, with respect to such information, and we assume no liability resulting from its use. Users should make their own investigations to determine the suitability of the information for their particular purposes. In no event shall ScienceLab.com be liable for any claims, losses, or damages of any third party or for lost profits or any special, indirect, incidental, consequential or exemplary damages, howsoever arising, even if ScienceLab.com has been advised of the possibility of such damages.

Material Safety Data Sheet
NITRIC ACID

Print Date: February 2010

SECTION 1 – Chemical Product and Company Identification

MSDS Name: NITRIC ACID MSDS Preparation Date: 02-2010, Supersedes, 07-2009, 02-2008, 02-2007, 02-2004, 02-2001, 02-98
Synonyms: Aqua fortis, Azotic acid, Hydrogen nitrate, Nitryl hydroxide, Nitral, Engraver's acid
Chemical Names: DE Salpetersäure, EN nitric acid, ES ácido nítrico, FR acide nitrique, IT acido nitrico
UN / NA Number (s): UN2031
Formula: HNO_3
Molecular Wt: 63.01

Product numbers: S010101, S020101, S010101-SSNC03, S010101-SSEC03, S010101-SSNC04, S010101-SSEC04, S010101-SSNC06, S010101-SSEC06, S010101-SSNC09, S010101-SSEC09, S010101-SSNC41, S010101-SSEC41, S010101-SSNC61, S010101-SSEC61, S010101-SSNC63, S010101-SSEC63, S010101-SSNC65, S010101-SSEC65, S010101-SSND13, S010101-SSED13, S020101-SSNF01, S020101-SSEF01, S020101-SSRF01, S020101-SSNF02, S020101-SSEF02, S020101-SSRF02, S020101-SSNF03, S020101-SSEF03, S020101-SSRF03, S020101-SSNF04, S020101-SSEF04, S020101-SSRF04, S020101-SSNF05, S020101-SSEF05, S020101-SSRF05, S020101-SSNF06, S020101-SSEF06, S020101-SSRF06, S020101-SSNF07, S020101-SSEF07, S020101-SSRF07, S020101-SSNF08, S020101-SSEF08, S020101-SSRF08, S010101-SSNG04, S010101-SSEG04, S010101-SSNG09, S010101-SSEG09, S010101-SSNG41, S010101-SSEG41, S010101-SSNG61, S010101-SSEG61, S010101-SSNG65, S010101-SSEG65, S050102-SSNH11, S050103-SSNH43, S050105-SSNF02, BA-01-0250, BA-01-0500, BA-01-1000, BA-01-2000, IQ-01-0500, IQ-01-0500S, IQ-01-1000, IQ-01-1000R, IQ-01-2000, IQ-01-2000T, IQ-01-2500, IQ-01-2500-S, IQ-01-2500-6, IQ-01-2500-PVC, IQ-01-25SK, IQ-01-25SKS, IQ-01-25SK6, IQ-01-200L, CP01-2000F410, CP01-2000F620, CP01-020LPE1N, OVERFLOW-01, OVF-01-TOTE

Supplier: Seastar Chemicals Inc, 10005 McDonald Park Road, Sidney, BC V8L 5Y2 CANADA
Tel: (250) 655-5880, **Fax:** (250) 655-5888

CANUTEC (CAN): (613)-996-6666

SECTION 2 – Composition/Information on Ingredients

Chemical Name	Percent	CAS #	EINECS/ELINCS
Nitric acid	60-70%	7697-37-2	231-714-2
Water	Balance	7732-18-5	231-791-2

SECTION 3 – Hazards Identification

EMERGENCY OVERVIEW

Clear, colourless or yellowish liquid with an acrid, suffocating odour. Hygroscopic. Will not burn. During a fire, nitric acid decomposes with the release of corrosive nitrogen oxide gases. Closed containers may develop pressure on prolonged exposure to heat. STRONG OXIDIZER. Contact with combustible and easily oxidizable materials may result in fire and/or explosion. Highly reactive. May react violently or explosively and/or ignite spontaneously with many organic and inorganic chemicals. Releases extremely flammable hydrogen gas on contact with many metals, particularly in powered form. Generates heat when mixed with water. Nitric acid poses a very serious inhalation hazard. Symptoms of exposure include dryness of the nose and throat, cough, chest pain, shortness of breath and difficulty breathing. Causes lung injury-effects may be delayed. CORROSIVE to the eyes, skin and respiratory tract. Causes severe burns. May cause permanent eye injury or blindness and permanent scarring.

Potential Health Effects

Primary Route(s) of Entry: Skin contact. Eye contact. Inhalation and Ingestion.
Effects of Acute Exposure: May be fatal by ingestion, inhalation or skin absorption. Corrosive. LDLo: ORAN-human 430 mg/kg.
LD50/LC50: CAS# 7697-37-2: Inhalation, rat: LC50 = 67 ppm (NO2)/4H. CAS# 7732-18-5: Oral, rat: LD50 = >90 mL/kg. Inhalation, rate: LC50 = 1276 ppm/1H.
Eyes: Causes severe eye burns and loss of vision. May cause permanent damage.
Skin: May cause severe skin irritation. Causes skin burns. May cause deep, penetrating ulcers of the skin.
Ingestion: Causes gastrointestinal tract burns. May cause perforation of the digestive tract. Burns in mouth, pharynx and gastrointestinal tract. Vomiting, nausea, diarrhea, abdominal pain, kidney damage and death.
Inhalation: May be fatal if inhaled. Effects may be delayed. May cause irritation of the respiratory tract with burning pain in the nose and throat, coughing, wheezing, shortness of breath and pulmonary edema. Chemical pneumonitis, bronchitis, and possible death.

Effects of Chronic Exposure: Repeated inhalation may cause chronic bronchitis. Repeated exposure may cause erosion of teeth. May cause erosion of the teeth, lesions of the skin, bronchial irritation, coughing, pneumonia and lung damage. To the best of our knowledge the chronic toxicity of this substance has not been fully investigated.

SECTION 4 – First Aid Measures

Eyes: **Immediately flush eyes with plenty of water for at least 30 minutes**, holding lids apart to ensure flushing of the entire surface. Get medical aid immediately. Do NOT allow victim to rub or keep eyes closed.
Skin: **Immediately flush skin with plenty of water water for at least 20 minutes**. Remove contaminated clothing and shoes. Wash clothing before reuse. Get medical aid immediately. Call a physician.
Ingestion: Do NOT induce vomiting. If victim is conscious and alert, give 2-4 cupfuls of milk or water. Get medical aid immediately. Call a physician. Never give anything by mouth to an unconscious person.
Inhalation: Remove patient from exposure to fresh air immediately. If not breathing, give artificial respiration. If breathing is difficult, give oxygen. Get medical aid. Call a physician.
Notes to Physician: Treat symptomatically and supportively.

SECTION 5 – Fire Fighting Measures

General Information: As in any fire, wear a self-contained breathing apparatus in pressure-demand, MSHA/NIOSH (approved or equivalent), and full protective gear. Contact with combustible materials may cause a fire. Use water spray to keep fire-exposed containers cool. Substance is non-combustible.
Special Fire and Explosion Hazards: Oxidizing material – contributes to combustion of other materials. Emits toxic fumes under fire conditions. Contact with other materials may cause fire and/or explosion.
Extinguishing Media: Substance is non-combustible; use agent most appropriate to extinguish surrounding fire. Water spray.
Auto-ignition Temperature: N/ap.
Flash Point: None.
NFPA Rating: Health 4; Flammability 0; Instability 1; Other OXIDIZING MATERIAL
Explosion Limits: Lower: Not available. Upper: Not available.

SECTION 6 – Accidental Release Measures

General Information: Use proper personal protective equipment as indicated in Section 8.
Spills/Leaks: Absorb spill with inert material (e.g., dry sand or earth), then place into a chemical waste container. Neutralize spill with sodium bicarbonate. A vapor suppressing foam may be used to reduce vapors.
Steps to be taken in case material is released or spilled: Wear self-contained breathing apparatus, rubber boots and heavy rubber gloves. Add lime. Mix carefully with water to form a slurry place in a suitable container and send for disposal. Ventilate area and wash spill site after material pick-up is complete.
Waste disposal method: According to all applicable regulations. Avoid run-off.

SECTION 7 – Handling and Storage

Handling: Wash thoroughly after handling. Remove contaminated clothing and wash before re-use. Use with adequate ventilation. Do not get on skin or in eyes. Do not ingest or inhale.
Storage: Store in a cool, dry, well-ventilated area away from incompatible substances, heated areas, sparks and flame. Do not store in metal or glass containers. Do not store in direct sunlight. Do not store near organic substances. Keep tightly closed. Empty container may contain hazardous residue. Do not add any other material to the container. Do not wash down the drain. Do not get in eyes, on skin, or on clothing. Wash well after use. In accordance with good storage and handling practices. Do not allow smoking or food consumption while handling.
Storage Code: White.

SECTION 8 – Exposure Control/Personal Protection

Engineering Controls: Use adequate general or local exhaust ventilation to keep airborne concentrations below the permissible exposure limits
Exposure Limits:

Chemical Name	*ACGH*	*NIOSH*	*OSHA*
Nitric acid	2 ppm TWA; 5.2 mg/m³ TWA; 4 ppm STEL; 10 mg/m³ STEL	2 ppm TWA; 5 mg/m³ TWA; 4 ppm STEL; 10 mg/m³ STEL	2 ppm TWA; 5 mg/m³ TWA.
Water	None listed.	None listed.	None listed.

OSHA Vacated PELs Nitric acid: 2 ppm TWA; 5 mg/m³ TWA. Nitric acid: 2 ppm TWA; 5 mg/m³ TWA

Personal Protective Equipment

Eyes: Wear appropriate protective eyeglasses or chemical safety goggles as described by OSHA's eye and face protection regulations in 29 CFR 1910.133. Wear face shield.
Skin: Wear appropriate protective neoprene gloves to prevent skin exposure. Wear acid-resistant PVC or neoprene jacket, trousers and boots sufficient to protect skin.
Clothing: Wear appropriate protective clothing to prevent skin exposure.
Respiratory Protection: Wear appropriate OSHA/MSHA approved chemical cartridge respirator. Regulations found in 29CFR 1910.134. If more than TLV, do not breathe vapour. Wear self-contained breathing apparatus. Always use an NIOSH-approved respirator when necessary.
Ventilation: Use only in a chemical fume hood. Adequate ventilation to maintain vapour/dust below TLV.
Other Protective Equipment: Make eye bath and emergency shower available.

SECTION 9 – Physical and Chemical Properties

Physical State: Liquid
Appearance: clear to yellow
Odour: strong odour – acrid odour
pH: 1.0 (0.1 M solution)
Vapour Pressure: PARTIAL PRESSURE: 70% (w/w): 0.37-0.4 kPa (2.78-3 mm Hg) at 20 ºC (3,14); 0.547 kPa (4.1 mm Hg) at 25 ºC
Vapour Density: 2.17 (air = 1) (calculated).
Evaporation Rate: No information available.
Viscosity: No information available.
Boiling Point: 68% (w/w): 120.5 ºC (248.9 ºF)
Freezing/Melting Point: 70% (w/w): -41 ºC (-42 ºF)
Decomposition Temperature: No information available.
Solubility: Soluble in all proportions.
Specific Gravity/Density: 68% (w/w): 1.41 g/cm³, 70% (w/w): 1.42 g/cm³
Molecular Formula: HNO_3
Molecular Weight: 63.0119

SECTION 10 – Stability and Reactivity

Chemical Stability: Decomposes when in contact with air, light, or organic matter.
Conditions to Avoid: High temperatures, incompatible materials, moisture, reducing agents.
Incompatibilities with Other Materials: Reacts with over 150 chemical combinations. Refer to NFPA Fire Protection Guide for specifics. Reacts explosively with organic materials and combustibles. Reducing agents. Reacts with most common metals to produce hydrogen. Bases, alkalis, aluminium, cyanides, iron, copper, carbides, sulphides, alcohols, hydrogen sulphide, turpentine. Heat. Amines.
Hazardous Decomposition Products: Nitrogen oxides.
Hazardous Polymerization: Will not occur. Has not been reported.
Reaction Product(s): Reacts with water to produce heat, and toxic, corrosive fumes of nitrogen oxides.

SECTION 11 – Toxicological Information

RTECS: CAS# 7697-37-2: QY5775000; QU5900000. CAS# 7732-18-5: ZC0110000.
LD50/LC50: CAS# 7697-37-2: Inhalation, rate: LC50 = 67 ppm (NO2)/4H. CAS# 7664-39-3: Oral, rat: LD50 = >90 mL/kg.
Carcinogenicity: CAS# 7697-37-2: Not listed as a carcinogen by ACGIH, IARC, NIOSH, NTP, OSHA or CA Prop 65. CAS# 7732-18-5: Not listed as a carcinogen by ACGIH, IARC, NIOSH, NTP, OSHA or CA Prop 65.
Epidemiology: No information available.
Teratogenicity: Effects on newborn: biochemical and metabolic, Oral-rat TDLo = 2345 mg/kg (female 18D post). Fetotoxicity: Stunted fetus, Oral-rat TDLo = 21150 mg/kg (female 1-21D post).
Reproductive: No information available.
Mutagenicity: No information available.
Neurotoxicity: No information available.

SECTION 12 – Ecological Information

Ecotoxicity: No information available. Mosquito fish: TLm = 72 /96H (fresh water). Cockle: LC50 = 330-1000 ppm/49H (salt water).
Environmental: No information reported. **Physical**: No information available **Other**: None.

SECTION 13 – Disposal Considerations

Dispose of in a manner consistent with federal, provincial/state/territorial, and local regulations.
RCRA D-Maximum Concentration of Contaminants: None of the components are on this list.
RCRA D Series – Chronic Toxicity Reference Levels: None of the components are on this list.
RCRA F Series Wastes: None of the components are on this list.
RCRA P Series Wastes: None of the components are on this list.
RCRA U Series Wastes: None of the components are on this list.

RCRA Substances Banned from Land Disposal: None of the components are on this list.

SECTION 14 – Transport Information

CANADIAN TRANSPORTATION OF DANGEROUS GOODS (TDG) SHIPPING INFORMATION
Shipping Name and Description: NITRIC ACID, other than red fuming, with not more than 70 per cent nitric acid
UN Number: UN2031 Class: 8 Packing Group/Risk Group: II
Special Provisions: --- Passenger Carrying Road/Rail Limit: Forbidden Marine Pollutant: ---

NOTE: This information incorporates the Transportation of Dangerous Goods Regulations SOR/2001-286, effective April 16, 2008.

US DEPARTMENT OF TRANSPORT (DOT) HAZARDOUS MATERIALS SHIPPING INFORMATION (49 CFR)
Shipping Name and Description: NITRIC ACID other than red fuming, with not more than 70 percent nitric acid
Hazard Class or Division: 8 (5.1) Identification Number: UN2031 Packing Group: II

NOTE: This information was taken from the US Code of Federal Regulations Title 49 - Transportation and is effective August 1, 2007.

IATA (1 January – 31 December 2009)

UN/ID No.	Proper Shipping Name / Description	Class or Div. (Sub Risk)	Hazard Label(s)	PG	EQ See 2.7	Passenger and Cargo Aircraft				Cargo Aircraft Only		S.P. See 4.4	ERG Code
						Ltd Qty							
						Pkg Inst	Max/Net Qty/Pkg	Pkg Inst	Max/Net Qty/Pkg	Pkg Inst	Max/Net Qty/Pkg		
A	B	C	D	E	F	G	H	I	J	K	L	M	N
2031	Nitric acid	8	Corrosive	II	EO	---	---	Forbidden		813	30 L		8L
	other than red fuming, with > 20% but < 65% nitric acid												
2031	Nitric acid	8 (5.1)	Corrosive	II	EO	---	---	Forbidden		813	30 L	A1	8L
	other than red fuming, with ≥ 65% but ≤ 70% nitric acid												

NOTE: Consult IATA DG Regulations for the most recent information, abbreviations and reference marks.

SECTION 15 – Regulatory Information

US OCCUPATIONAL SAFETY AND HEALTH ADMINISTRATION (OSHA) HAZARD COMMUNICATION STANDARD (29 CFR 1910.1200)
OSHA Hazard Communication Evaluation: Meets criteria for hazardous material, as defined by 29 CFR 1910.1200.

US Federal

TSCA: CAS# 7697-37-2 is listed on the TSCA Inventory. CAS# 7732-18-5 is listed on the TSCA Inventory.
Health and Safety Reporting List: None of the components are on this list.
Chemical Test Rules: None of the components are on this list.
TSCA Section 12b: None of the components are on this list.
TSCA Significant New Use Rule (SNUR): None of the components are on this list.
CERCLA Reportable Quantities (RQ): CAS# 7697-37-2: final RQ = 1000 pounds (454 kg).
SARA Threshold Planning Quantities (TPQ): CAS# 7697-37-2: TPQ = 1000 pounds.
SARA Hazard Categories: CAS# 7697-37-2: acute, chronic, flammable.
SARA Section 313: This material contains Nitric acid (CAS# 7697-38-2, 60-71%), which is subject to the reporting requirements of Section 313 of SARA Title III and 40 CFR Part 373.
Clean Air Act – Hazardous Air Pollutants (HAPs): None of the components are on this list.
Clean Air Act – Class 1 Ozone Depletors: None of the components are on this list.
Clean Air Act – Class 2 Ozone Depletors: None of the components are on this list.
Clean Water Act – Hazardous Substances: CAS# 7697-37-2 is listed as a Hazardous Substance under the CWA.
Clean Water Act – Priority Pollutants: None of the components are on this list.
Clean Water Act – Toxic Pollutants: None of the components are on this list.
OSHA – Highly Hazardous: CAS #7697-37-2 is considered highly hazardous by OSHA.

US State

State Right to Know: Nitric acid can be found on the following state Right-to-Know lists: California, New Jersey, Florida, Pennsylvania, Minnesota, Massachusetts.
California Prop 65: No information available.
California No Significant Risk Level: No information available.

SECTION 15 – Regulatory Information - continued

CANADIAN WORKPLACE HAZARDOUS MATERIALS INFORMATION SYSTEM (WHMIS)
CCOHS WHMIS Classification:
C - Oxidizing material
E - Corrosive material

WHMIS Health Effects Criteria Met by this Chemical: E - Corrosive to skin, E - TDG class 8 - corrosive substance
WHMIS Ingredient Disclosure List: Included for disclosure at 1% or greater.
Detailed WHMIS Classification According to Criteria:
Class A - Compressed Gas: Does not meet criteria.
Class B - Flammable and Combustible Material: Does not meet criteria. Not combustible (does not burn).
Class C - Oxidizing Material: Meets criteria.
NFPA lists nitric acid (40% or less) as a Class 1 oxidizer and nitric acid (more than 40% but less than 80%) as a Class 2 oxidizer. Nitric acid causes or contributes to the combustion of another material by yielding oxygen or other oxidizing substance.
Class D - Poisonous and Infectious Material. Division 1 - Immediate and Serious Toxic Effects: Insufficient information for classification.
Acute Lethality: Insufficient information.
Class D - Poisonous and Infectious Material. Division 2 - Other Toxic Effects: Insufficient information for classification.
See detailed evaluation below.
Chronic Health Effects: Insufficient information.
Carcinogenicity: Does not meet criteria. Not included in standard reference lists.
Teratogenicity and Embryotoxicity: Insufficient information. No human information located. The one animal study located cannot be obtained in English.
Reproductive Toxicity: Insufficient information. No human or animal information located.
Mutagenicity: Insufficient information. No human or animal studies were located.
Respiratory Tract Sensitization: Does not meet criteria. Not reported as a human respiratory sensitizer.
Skin Irritation: Corrosive materials are not also classified as irritants.
Eye Irritation: Corrosive materials are not also classified as irritants.
Skin Sensitization: Does not meet criteria. No human case reports or animal studies were located.
Class E - Corrosive Material: Meets criteria. Corrosive to animal skin, 1020 carbon steel and aluminum. TDG class 8.
Class F - Dangerously Reactive Material: Does not meet criteria.

EUROPEAN UNION (EU) CLASSIFICATION AND LABELLING INFORMATION
EU Classification: Oxidizing. Contact with combustible material may cause fire. [O;R8] Corrosive. Causes severe burns. [C;R35] (18)
EU Risk Phrases: Contact with combustible material may cause fire. Causes severe burns. [R:8-35].
EU Safety Phrases:
Keep locked up and out of the reach of children.* Do not breathe gas/fumes/vapour/spray (appropriate wording to be specified by the manufacturer). In case of contact with eyes, rinse immediately with plenty of water and seek medical advice. Wear suitable protective clothing. In case of accident or if you feel unwell, seek medical advice immediately (show label where possible). *This safety phrase can be omitted from the label when the substance or preparation is sold for industrial use only. [S:(1/2-)*23-26-36-45].
EU Comments: NOTES RELATED TO SUBSTANCES:
The product label must indicate the percentage concentration of the solution.
CONCENTRATIONS LIMITS:
CONCENTRATIONS GREATER THAN OR EQUAL TO 20%: Corrosive; Causes severe burns. [C;R35]
CONCENTRATIONS GREATER THAN OR EQUAL TO 5% AND LESS THAN 20%: Corrosive; Causes burns. [C;R34]
Safety phrases relate to the highest concentration division indicated, but may also be applicable to lower concentrations.

Exposure Limits:
CAS# 7697-37-2; OEL-ARAB Republic of Egypt: TWA 2 ppm (5 mg/m3)
OEL-AUSTRALIA: TWA 2 ppm (5 mg/m3); STEL 4 ppm (10 mg/m3)
OEL-BELGIUM: TWA 2 ppm (5.2 mg/m3); STEL 4 ppm (10 mg/m3)
OEL-CZECHOSLOVAKIA: TWA 2.5 mg/m3; STEL 5 mg/m3
OEL-DENMARK: TWA 2 ppm (5 mg/m2)
OEL-FINLAND: TWA 2 ppm (5 mg/m3); STEL 5 ppm (13 mg/m3); Skin
OEL-GERMANY: TWA 10 ppm (25 mg/m3)
OEL-HUNGARY: STEL 5 mg/m3
OEL-JAPAN: TWA 2 ppm (5.2 mg/m3)
OEL-THE PHILIPPINES: TWA 2 ppm (5 mg/m3)
OEL-POLAND: TWA 10 mg/m3
OEL-RUSSIA: TWA 2 ppm; STEL 2 mg/m3; Skin
OEL-SWEDEN: TWA 2 ppm (5 mg/m3); STEL 5 ppm (13 mg/m3)
OEL-SWITZERLAND: TWA 2 ppm (5 mg/m3); STEL 4 ppm (1 mg/m3)
OEL-THAILAND: TWA 2 ppm (5 mg/m3)
OEL-TURKEY: TWA 2 ppm (5 mg/m3)
OEL-UNITED KINGDOM: TWA 2 ppm (5 mg/m3); STEL 4 ppm (10 mg/m3)
OEL IN BULGARIA, COLOMBIA, JORDAN, KOREA check ACGIH TLV
OEL IN NEW ZEALAND, SINGAPORE, VIETNAM check ACGI TLV
OES-United Kingdom: TWA 2 ppm TWA; 5 mg/m3 TWA
OES-United Kingdom: STEL 4 ppm; STEL 10 mg/m3

SECTION 16 – Other Information

The statements contained herein are offered for informational purposes only and are based upon technical data. Seastar Chemicals Inc believes them to be accurate but does not purport to be all-inclusive. The above-stated product is intended for use only by persons having the necessary technical skills and facilities for handling the product at their discretion and risk. Since conditions and manner of use are outside our control, we (Seastar Chemicals Inc) make no warranty of merchantability or any such warranty, express or implied with respect to information and we assume no liability resulting from the above product or its use. Users should make their own investigations to determine suitability of information and product for their particular purposes.

Health	2
Fire	1
Reactivity	0
Personal Protection	E

Material Safety Data Sheet
Zinc acetate MSDS

Section 1: Chemical Product and Company Identification

Product Name: Zinc acetate

Catalog Codes: SLZ1144, SLZ1252

CAS#: 5970-45-6

RTECS: AK1500000

TSCA: TSCA 8(b) inventory: No products were found.

CI#: Not available.

Synonym: Acetic acid, zinc salt, dihydrate; Zinc diacetate, dihydrate

Chemical Name: Zinc Acetate, dihydrate

Chemical Formula: (CH3COO)2-Zn.2H2O or C4-H6-O4-Zn.2H2O

Contact Information:

Sciencelab.com, Inc.
14025 Smith Rd.
Houston, Texas 77396

US Sales: **1-800-901-7247**
International Sales: **1-281-441-4400**

Order Online: ScienceLab.com

CHEMTREC (24HR Emergency Telephone), call: 1-800-424-9300

International CHEMTREC, call: 1-703-527-3887

For non-emergency assistance, call: 1-281-441-4400

Section 2: Composition and Information on Ingredients

Composition:

Name	CAS #	% by Weight
Zinc acetate	5970-45-6	100

Toxicological Data on Ingredients: Zinc acetate: ORAL (LD50): Acute: 794 mg/kg [Rat]. 287 mg/kg [Mouse].

Section 3: Hazards Identification

Potential Acute Health Effects:
Hazardous in case of eye contact (irritant). Slightly hazardous in case of skin contact (irritant), of ingestion, of inhalation.

Potential Chronic Health Effects:
CARCINOGENIC EFFECTS: Not available. MUTAGENIC EFFECTS: Not available. TERATOGENIC EFFECTS: Not available. DEVELOPMENTAL TOXICITY: Not available. The substance may be toxic to kidneys. Repeated or prolonged exposure to the substance can produce target organs damage.

Section 4: First Aid Measures

Eye Contact:

Check for and remove any contact lenses. In case of contact, immediately flush eyes with plenty of water for at least 15 minutes. Cold water may be used. Get medical attention.

Skin Contact:
Wash with soap and water. Cover the irritated skin with an emollient. Get medical attention if irritation develops. Cold water may be used.

Serious Skin Contact: Not available.

Inhalation:
If inhaled, remove to fresh air. If not breathing, give artificial respiration. If breathing is difficult, give oxygen. Get medical attention.

Serious Inhalation: Not available.

Ingestion:
Do NOT induce vomiting unless directed to do so by medical personnel. Never give anything by mouth to an unconscious person. If large quantities of this material are swallowed, call a physician immediately. Loosen tight clothing such as a collar, tie, belt or waistband.

Serious Ingestion: Not available.

Section 5: Fire and Explosion Data

Flammability of the Product: May be combustible at high temperature.

Auto-Ignition Temperature: Not available.

Flash Points: Not available.

Flammable Limits: Not available.

Products of Combustion: These products are carbon oxides (CO, CO2). Some metallic oxides.

Fire Hazards in Presence of Various Substances: Slightly flammable to flammable in presence of heat.

Explosion Hazards in Presence of Various Substances:
Risks of explosion of the product in presence of mechanical impact: Not available. Risks of explosion of the product in presence of static discharge: Not available.

Fire Fighting Media and Instructions:
SMALL FIRE: Use DRY chemical powder. LARGE FIRE: Use water spray, fog or foam. Do not use water jet.

Special Remarks on Fire Hazards: When heated to decomposition it emits acrid smoke and irritating fumes of zinc oxide.

Special Remarks on Explosion Hazards: Not available.

Section 6: Accidental Release Measures

Small Spill:
Use appropriate tools to put the spilled solid in a convenient waste disposal container. Finish cleaning by spreading water on the contaminated surface and dispose of according to local and regional authority requirements.

Large Spill:
Use a shovel to put the material into a convenient waste disposal container. Finish cleaning by spreading water on the contaminated surface and allow to evacuate through the sanitary system.

Section 7: Handling and Storage

Precautions:
Keep away from heat. Keep away from sources of ignition. Ground all equipment containing material. Do not ingest. Do not breathe dust. Avoid contact with eyes. Wear suitable protective clothing. If ingested, seek medical advice immediately and show the container or the label. Keep away from incompatibles such as oxidizing agents.

Storage: Keep container tightly closed. Keep container in a cool, well-ventilated area.

Section 8: Exposure Controls/Personal Protection

Engineering Controls:
Use process enclosures, local exhaust ventilation, or other engineering controls to keep airborne levels below recommended exposure limits. If user operations generate dust, fume or mist, use ventilation to keep exposure to airborne contaminants below the exposure limit.

Personal Protection:
Splash goggles. Lab coat. Dust respirator. Be sure to use an approved/certified respirator or equivalent. Gloves.

Personal Protection in Case of a Large Spill:
Splash goggles. Full suit. Dust respirator. Boots. Gloves. A self contained breathing apparatus should be used to avoid inhalation of the product. Suggested protective clothing might not be sufficient; consult a specialist BEFORE handling this product.

Exposure Limits: Not available.

Section 9: Physical and Chemical Properties

Physical state and appearance: Solid. (slightly efflorescent)

Odor: vinegar-like (acetous) (Slight.)

Taste: Astringent.

Molecular Weight: 219.5 g/mole

Color: White.

pH (1% soln/water): Not available.

Boiling Point: Not available.

Melting Point: 237°C (458.6°F)

Critical Temperature: Not available.

Specific Gravity: 1.735 (Water = 1)

Vapor Pressure: Not applicable.

Vapor Density: Not available.

Volatility: Not available.

Odor Threshold: Not available.

Water/Oil Dist. Coeff.: Not available.

Ionicity (in Water): Not available.

Dispersion Properties: See solubility in water.

Solubility:
Easily soluble in hot water. Soluble in cold water. Solubility in water: 1 gram dissolves in 2.3 ml water, 1.6 ml boiling water. Solubility in alcohol: 1 gram dissolves in 30 ml alcohol, 1 ml boiling alcohol.

Section 10: Stability and Reactivity Data

Stability: The product is stable.

Instability Temperature: Not available.

Conditions of Instability: Excess heat, incompatible materials

Incompatibility with various substances: Reactive with oxidizing agents.

Corrosivity: Non-corrosive in presence of glass.

Special Remarks on Reactivity: Loses 2H2O at 100 deg. C.

Special Remarks on Corrosivity: Not available.

Polymerization: Will not occur.

Section 11: Toxicological Information

Routes of Entry: Inhalation. Ingestion.

Toxicity to Animals: Acute oral toxicity (LD50): 287 mg/kg [Mouse].

Chronic Effects on Humans: May cause damage to the following organs: kidneys.

Other Toxic Effects on Humans: Slightly hazardous in case of skin contact (irritant), of ingestion, of inhalation.

Special Remarks on Toxicity to Animals: Not available.

Special Remarks on Chronic Effects on Humans:
May affect genetic material (mutagenic). May cause adverse reproductive effects based on animal test data

Special Remarks on other Toxic Effects on Humans:
Acute Potential Health Effects: Skin: May cause skin irritation. Eyes: Causes eye irritation. Ingestion: May be harmful if swallowed. May cause irritation of the digestive tract. Symptoms may include stomach cramps, stricture of the esophagus, nausea, vomiting. Inhalation: May cause respiratory tract (nose, throat) irritation causing coughing, and wheezing. Chronic Potential Health Effects: Ingestion: Prolonged or repeated ingestion may affect the blood, urinary system (kidneys).

Section 12: Ecological Information

Ecotoxicity: Not available.

BOD5 and COD: Not available.

Products of Biodegradation:
Possibly hazardous short term degradation products are not likely. However, long term degradation products may arise.

Toxicity of the Products of Biodegradation: The products of degradation are less toxic than the product itself.

Special Remarks on the Products of Biodegradation: Not available.

Section 13: Disposal Considerations

Waste Disposal:
Waste must be disposed of in accordance with federal, state and local environmental control regulations.

Section 14: Transport Information

DOT Classification: Not a DOT controlled material (United States).

Identification: Not applicable.

Special Provisions for Transport: Not applicable.

Section 15: Other Regulatory Information

Federal and State Regulations:
Illinois chemical safety act: Zinc acetate (Cas No. 557-34-6) New York release reporting list: Zinc acetate (Cas No. 557-34-6) Pennsylvania RTK: Zinc acetate (Cas No. 557-34-6) Massachusetts RTK: Zinc acetate (Cas No. 557-34-6) Massachusetts spill list: Zinc acetate (Cas No. 557-34-6) New Jersey: Zinc acetate (Cas No. 557-34-6) New Jersey spill list: Zinc acetate (Cas No. 557-34-6) Louisiana spill reporting: Zinc acetate (Cas No. 557-34-6) California Director's List of Hazardous Substances: Listed as Zinc compounds SARA 313 toxic chemical notification and release reporting: Listed as Zinc compounds CERCLA: Hazardous substances.: Zinc acetate (Cas No. 557-34-6): 1000 lbs. (453.6 kg)

Other Regulations:
OSHA: Hazardous by definition of Hazard Communication Standard (29 CFR 1910.1200). Zinc Acetate (CAS no. 557-34-6) is listed on the Canadian DSL, but Zinc Acetate, dihydrate (CAS no. 5970-45-6) is not listed on the Canadian DSL

Other Classifications:

WHMIS (Canada): CLASS D-2B: Material causing other toxic effects (TOXIC).

DSCL (EEC):
R22- Harmful if swallowed. R36- Irritating to eyes. S26- In case of contact with eyes, rinse immediately with plenty of water and seek medical advice. S39- Wear eye/face protection.

HMIS (U.S.A.):

Health Hazard: 2

Fire Hazard: 1

Reactivity: 0

Personal Protection: E

National Fire Protection Association (U.S.A.):

Health: 2

Flammability: 1

Reactivity: 0

Specific hazard:

Protective Equipment:
Gloves. Lab coat. Dust respirator. Be sure to use an approved/certified respirator or equivalent. Wear appropriate respirator when ventilation is inadequate. Splash goggles.

Section 16: Other Information

References:
-Manufacturer's Material Safety Data Sheet. -Registery of Toxic Effects of Chemical Substances (RTECS). -Merck Index, 13th ed. -Ariel Global View -Hazardous Substance Data Bank -New Jersey Hazardous Substance Fact Sheets

Other Special Considerations: Not available.

Created: 10/11/2005 12:56 PM

Last Updated: 11/01/2010 12:00 PM

The information above is believed to be accurate and represents the best information currently available to us. However, we make no warranty of merchantability or any other warranty, express or implied, with respect to such information, and we assume no liability resulting from its use. Users should make their own investigations to determine the suitability of the information for their particular purposes. In no event shall ScienceLab.com be liable for any claims, losses, or damages of any third party or for lost profits or any special, indirect, incidental, consequential or exemplary damages, howsoever arising, even if ScienceLab.com has been advised of the possibility of such damages.

APPENDIX G – ASBESTOS HAZARD PLAN

This Asbestos Hazard Plan will follow the requirements for completing an Asbestos Hazard Abatement Plan in EM 385-1-1.

(1) A description of each activity where asbestos will be disturbed, to include the OSHA class of work, equipment required, controls to be used, crew size, job responsibilities, maintenance practices, and locations keyed to the project drawings;

The activity where asbestos may be disturbed is collecting surface soil samples within an area where asbestos was stored in the past. The OSHA class of work is not applicable. Equipment required for this work includes: hand held soil probes and a direct-push geoprobe to a depth of 13' or greater into the ground using body weight or hammers. The area where asbestos was stored in the past is within a larger Area of Concern. The AOC is within a large facility that is completely surrounded by a perimeter fence restricting access from the public. Asbestos hazard signs will be placed on the gates entering the AOC and near the obvious entry into the sampling area to ensure no one enters the area without the required PPE. PPE required during intrusive sampling activities are a half face respirator with P100 HEPA filter cartridges, breathable coveralls, nitrile gloves, and rubber boots. All contaminated PPE will be collected in a drum for proper offsite disposal. An Asbestos Hazard Evaluation Specialist will oversee all sampling activities. The Crew Size may range from 2-20 people.

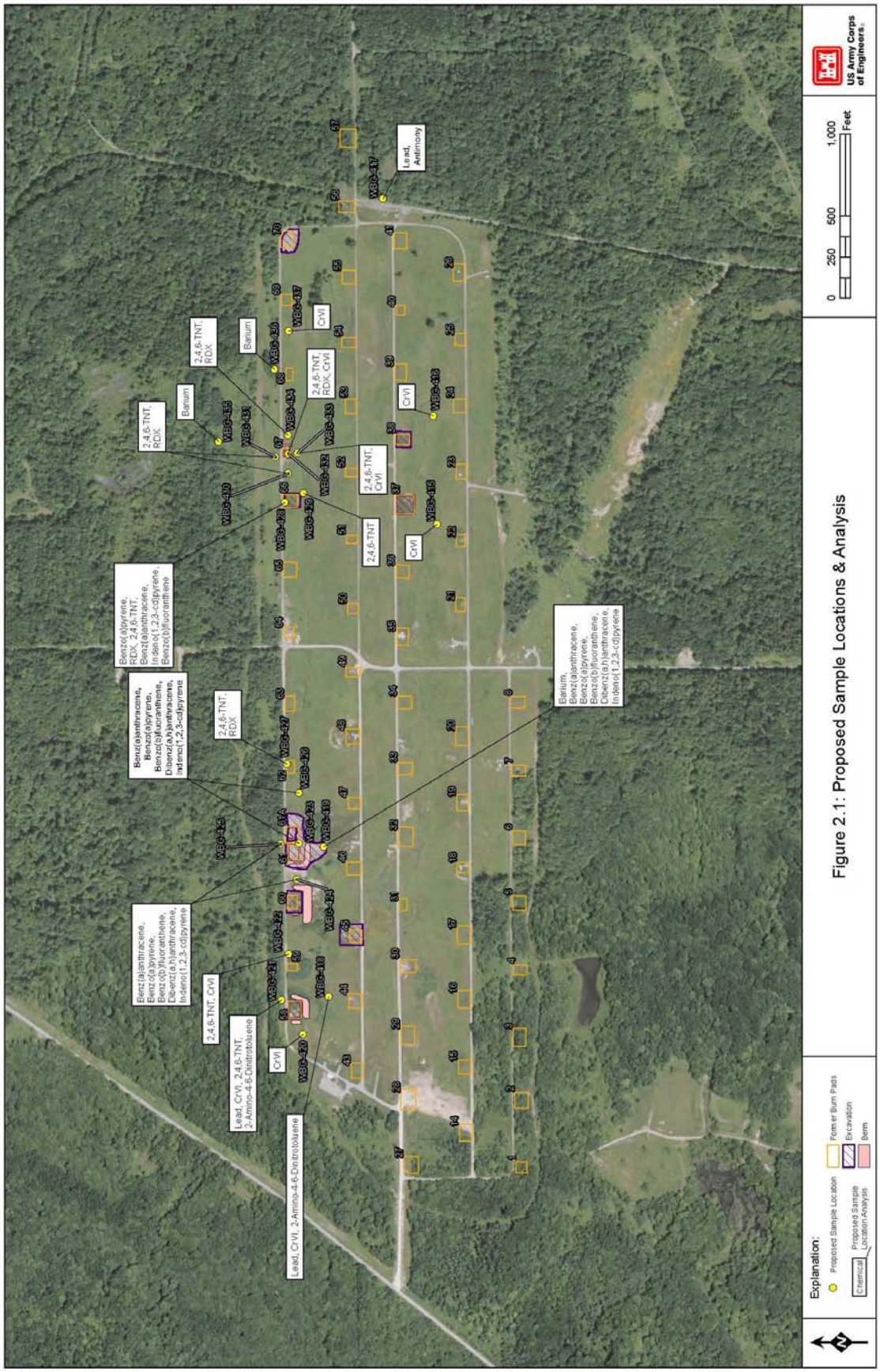
Explanation:
Proposed Sample Location
Chemical
Proposed Sample Location/Analysis
Former Burn Pads
Excavation
Berm
Figure 2.1: Proposed Sample Locations & Analysis
0
250
500
1,000
Feet
US Army Corps of Engineers
Benzo(a)pyrene, RDX, 2,4,6-TNT, Benz(a)anthracene, Indeno(1,2,3-cd)pyrene, Benzo(b)fluoranthene
Benz(a)anthracene, Benzo(a)pyrene, Benzo(b)fluoranthene, Dibenz(a,h)anthracene, Indeno(1,2,3-cd)pyrene
Benz(a)anthracene, Benz(a)pyrene, Benzo(b)fluoranthene, Dibenz(a,h)anthracene, Indeno(1,2,3-cd)pyrene
Barium, Benz(a)anthracene, Benz(a)pyrene, Benzo(b)fluoranthene, Dibenz(a,h)anthracene, Indeno(1,2,3-cd)pyrene
Lead, Antimony
2,4,6-TNT, RDX
Barium
2,4,6-TNT, RDX
Barium
2,4,6-TNT, RDX, CrVI
CrVI
2,4,6-TNT, CrVI
2,4,6-TNT
CrVI
CrVI
2,4,6-TNT, CrVI
Lead, CrVI, 2,4,6-TNT, 2-Amino-4-6-Dinitrotoluene
CrVI
Lead, CrVI, 2-Amino-4-6-Dinitrotoluene

(2) Method of notification of other employers at the worksite;

The facility manager will inform all organizations working at the facility through email to keep out of the AOC if possible. If entry is required into the AOC, they will be instructed to stay away from the areas where sampling will occur.

(3) Description of regulated areas, types of containment, decontamination unit plan, and engineering controls;

The sampling areas vary from manicured grass to heavily vegetated. All soil samples collected will be places into plastic lined zip locking bags. All bags will be double bagged prior to being removed from the sampling areas to ensure any asbestos is completely contained. All PPE is planned to be containerized at the site where samples are to be taken in a drum for offsite disposal. The entrance to the potentially asbestos contaminated area will be clearly marked with caution tape. An area will be designated between the caution tape and the sampling area to remove PPE, etc.

(4) Air monitoring: personal, environmental, and clearance. Employee exposure assessment procedures shall address monitoring and documenting employee exposures.

Air monitoring will not be required for this sampling activity. Also, the amount of asbestos at the site is anticipated to be very minimal, and if any raw asbestos is found it will not be disturbed. Therefore, the likely hood of spreading asbestos outside of the sampling areas is very unlikely.

(5) PPE, including respirators and clothing;

In areas where asbestos is potentially present, Level C will be modified to include a half face respirator with P100 HEPA Filter cartridges, breathable coveralls, nitrile gloves, and rubber boots during soil sampling activities. Respiratory protection and coveralls will not be required in this area for non-intrusive work (laying out sampling areas, etc).

The site location is within reasonable proximity to hospitals and the work team will have a 16-unit first aid kit and phone access readily available. Shirts with sleeves, steel toed boots, safety glasses, latex gloves, and hard hats (if overhead hazards are present) will be worn. Normal work attire, long pants and work or steel toed shoes during the surface soil sampling will be effective for the hazards present. If site conditions dictate, the SSHO may elect to alter or modify the PPE requirements.

(6) Housekeeping procedures addressing prevention of spread of contamination both in and beyond the regulated area;

Any visible asbestos found will be marked and avoided as to prevent the spread of asbestos. All soil collected will be double bagged in locking zip lock bags to avoid the spread of asbestos. All PPE will be containerized in plastic bags which will then be placed in a sealed drum for offsite disposal.

(7) Hygiene facilities and practices;

Bathrooms with running water are available at the onsite facility office.

(8) Competent person and employee training required;

The Safety Specialist will be trained to indentify soil potentially containing asbestos. Employees will go through a briefing on the visible appearance of asbestos and how to mark the asbestos for avoidance if found during sampling.

(9) Medical surveillance, as required, to assess exposure and
to monitor employee fitness to perform work tasks while wearing
PPE to include respiratory protection devices;

Frequent breaks will be given at the discretion of the SSHO and the persons working. The planned rate of sample collection has been drastically reduced compared to collecting similar samples in areas where coveralls and respirators are not required to allow adequate time for breaks.

(10) Waste generation, containerization, transportation, and disposal (including recordkeeping); and

All contaminated PPE will be containerized onsite for offsite disposal. All decontamination fluids will be containerized in Building 1036, which is for short term storage of hazardous waste, and disposed off offsite. All waste will be characterized prior to offsite disposal. All applicable rules, laws, and regulations will be followed for storage and offsite disposal of waste.

(11) Security, fire, and medical emergency response procedures.

These are contained in the body of the SSHP.